

**Cornell University Library**

**Ithaca, New York**

---

BOUGHT WITH THE INCOME OF THE  
**FISKE ENDOWMENT FUND**

THE BEQUEST OF

**WILLARD FISKE**

LIBRARIAN OF THE UNIVERSITY 1868-1883

1905

**RETURN TO**  
**ALBERT R. MANN LIBRARY**  
**ITHACA, N. Y.**

Cornell University Library  
**QK 523M82**

**Index filicum:a synopsis, with character**



3 1924 001 743 941

mann



Cornell University  
Library

The original of this book is in  
the Cornell University Library.

There are no known copyright restrictions in  
the United States on the use of the text.

<http://www.archive.org/details/cu31924001743941>





[PART ]

[PRICE ]

# INDEX FILICUM:

A SYNOPSIS, WITH CHARACTERS, OF

THE GENERA,

AND AN ENUMERATION OF

THE SPECIES OF FERNS,

WITH SYNONYMES, REFERENCES, &c. &c.

---

BY

THOMAS MOORE, F.L.S., F.H.S.,

AUTHOR OF "THE HANDBOOK OF BRITISH FERNS;" "THE  
FERNS OF GREAT BRITAIN AND IRELAND, NATURE PRINTED," &c.;

CURATOR OF THE CHELSEA BOTANIC GARDEN.

---

LONDON:

WILLIAM PAMPLIN, 45, FRITH ST. SOHO SQUARE.

---

1857.

## ADVERTISEMENT.

THE attempt now made to produce a Catalogue of Ferns arranged on some uniform plan, of convenient bulk and moderate price—as complete withal as a diligent research in the publications accessible to him has enabled the author to make it, has sprung from the acknowledged want of some recent enumeration of the species of Ferns, embodying the modern principles of classification. Such an enumeration, required, in order to render it fully intelligible, that a synopsis of the Genera of Ferns should be prefixed. It seemed also necessary to its utility, that the Catalogue itself should indicate under the adopted species, the following particulars, namely:— (1) references to the most useful general publications, as well as to those detached memoirs, in which they may be classified or described; (2) an enumeration of their synonymes; (3) references to figures; and (4) a summary of their known habitats sufficient to illustrate their geographical range.

It will be obvious, that in order to render this information accessible as speedily as practicable, a thorough criticism of the synonymy could not be attempted, for this would have involved the actual labour of a complete *Species Filicum*, and could not indeed have been accomplished, without long delaying the publication of the list. Free use has consequently been made of the statements, critical or otherwise, of those botanists who have devoted attention to the subject, the whole being blended with such personal information as the author has been able to bring to bear on the subject. The work is consequently to be regarded as, mainly, a compilation. It has however been the endeavour both of the author and the publisher, to render it, as such, not only useful and readily available, but as free from error as possible. To this end, the greater number of the references given, have been actually examined;



a few only of those made to less accessible works, having been taken on trust.

In the prefixed Synopsis of the Genera, the author has sketched out what appears to him the most intelligible arrangement, as well as endeavoured to simplify the definitions of the generic groups. As regards the genera themselves, it has been an endeavour to hold a middle course, between the excessive sub-division and the equally inconvenient non-division of the older genera. The system of classification adopted, is that based upon the joint recognition of (1) the plan on which the vascular structure is developed, and (2) the nature of the fructification. This is the best plan yet devised, and if carried out with moderation, not to excess, and with a well-defined appreciation of what constitutes an important distinction, it is open to fewer objections and presents fewer difficulties than any other plan which has been suggested. It has nevertheless appeared, that in the application of this system, the number of genera has been hitherto too much extended; consequently those which are regarded as less necessary or most trivially characterized, dependant on the slighter venal and other differences, have not been adopted; while those based on the broader differences of venation, such for instance as are presented by free-veined and net-veined species, and again among the latter such as occur in a uniform or a pinnate plan of reticulation, or in the presence or absence of free included veinlets, have been unreservedly admitted.

The Species, will, throughout, be enumerated in alphabetical order, for facility of reference. Not having knowledge of every species it has been his duty to record, the author cannot hope to have avoided mistakes—sometimes no doubt in combining species which should have been kept separate, but more frequently, in all probability, in keeping separate what should have been united. It is however trusted that he may at least

have fulfilled a useful task in bringing together and placing in an accessible form, the various names scattered through numerous publications. The tendency of his investigations in this department of the subject, has been to the effect, that many plants of the value of mere varieties—constitutional or geographic, have been hitherto regarded as species; and he is prepared to believe that a more complete acquaintance with the modifications of form resulting from wide distribution, would lead to the combination of plants which he has here left separated. Notwithstanding this, he cannot but think that at the present day the current of opinion seems to be setting too strongly in this direction, in the disregard which is paid to actual differences—a state of things which, equally with the other extreme, is opposed to the possibility of defining with precision, and consequently of recognising species.

The author ventures to hope that he may solicit the further aid of Botanists in the execution of his task. In particular, either information or materials which may throw light on such of the species of the older authors as may still remain obscure; or such as may assist in the recognition of the new unfigured species of later writers, or in correctly indicating the distribution of the species generally, would be serviceable to him; and he further trusts that those who may discover errors will have the goodness to point them out with the view to their correction. Any communications of the nature here indicated, may be sent to him, under cover to the Publisher, Mr. Pamplin, Frith Street, London.

The work will be issued in Parts, as rapidly and as regularly as its preparation will permit; and will commence with the Synopsis of the Genera as a basis for the Enumeration of the Species. It is hoped that it may be found practicable to issue one part monthly.

# SYNOPSIS

OF

## THE GENERA OF FERNS.

### CLASSIFICATION.

**FILICALES**—Acrogenous plants, with dorsal or marginal one-celled spore-cases.

\* *Spore-cases furnished with a jointed ring, which is usually nearly complete, sometimes rudimentary* ... .. *Order.* **POLYPODIACEÆ**

† Spore-cases not valvate.

|| *Ring vertical, nearly complete, spore-cases usually stalked, gibbous, bursting transversely...* ... *Tribe 1.* **POLYPODINEÆ.**

[A] Receptacles universal, i.e., occupying almost or quite the entire disk of the fertile fronds, both veins and parenchyma ... .. § 1. **Acrosticheæ.**

[B] Receptacles effuse, occupying a crowded mass of reticulated veinlets, forming large amorphous portions or separate lobes of the fronds, or sometimes definite in form ... .. § 2. **Platyserieæ.**

[C] Receptacles local, circumscribed, i.e., confined to determinate parts of the veins, definite in form.

(1) Sori transverse to the veins (when distinct veins are present); parallel or sub-parallel with the midrib or margin; more or less elongated, usually linear; occasionally oblong or lunately curved; rarely punctiform (then marginal with transverse indusia).

(a) Receptacles seated on or approximate to the midrib, therefore costal or sub-costal (often at the same time marginal by the contraction of the frond); linear or oblong.

(a) Sori linear superficial indusiate ... .. § 3. **Lomarieæ.**

(b) Sori linear or oblong, superficial or immersed, non-indusiate ... .. § 4. **Pleurogrammeæ.**

[March, 1857.]

B

[c] Receptacles local, &c., *continued*.

(1) Sori transverse to the veins, &c., *continued*.

(b) Receptacles marginal or sub-marginal, (rarely medial) always remote from the midrib, usually linear; sometimes oblong or punctiform.

(a) Sori non-indusiate, (mostly occupying a groove or furrow, sometimes superficial), linear—

(a) sub-marginal (often seated in a shallow dorsal furrow) ... ..

§ 5.  
**Tænitideæ.**

(β) marginal, (always in an extrorse marginal furrow) ... ..

§ 6.  
**Vittarieæ.**

(b) Sori indusiate, superficial, (linear, oblong, or rotundate).

(a) Indusium bursting along its outward margin, attached interiorly ...

§ 7.  
**Lindsæææ.**

(β) Indusium bursting along its inward margin, attached exteriorly.

Receptacles resupinate, i.e., the spore-cases attached on the under surface of the indusium ... ..

§ 8.  
**Adiantææ.**

Receptacles normal, i.e., the spore-cases attached to the surface of the frond—

—punctiform ... ..

§ 9.  
**Cheilantheæ.**

—linear, transverse ... ..

§ 10.  
**Pterideæ.**

(c) Receptacles short, transverse, or arcuate on the venules, sub-parallel with the midrib or margin.

(a) Sori indusiate ... ..

§ 11.  
**Woodwardieæ.**

(b) Sori non-indusiate ... ..

§ 12.  
**Meniscieæ.**

(2) Sori parallel with the venation, oblique (rarely sub-parallel) to the midrib, oblong linear or more or less elongated, sometimes compound.

(a) Sori indusiate, lateral or sub-lateral on the veins ... ..

§ 13.  
**Asplenieæ.**

[c] Receptacles local, &c., *continued*.

(2) Sori parallel with the venation, &c., *continued*.

(b) Sori indusiate, dorsal on the veins; on a cristæform receptacle; indusium double, opening in opposite directions ... .. § 14.  
**Didymochlæneæ.**

(c) Sori naked or spuriously indusiate, dorsal on the veins.

(a) receptacles linear, variously reticulato-anastomosed ... .. § 15.  
**Hemionitideæ.**

(b) receptacles linear, simple or forked, (sometimes short linear, i.e., oblong) ... § 16.  
**Gymnogrammeæ.**

(c) receptacles oblong, contiguous, parallel, the spore-cases becoming confluent and simulating a broad marginal sorus (spuriously indusiate) ... .. § 17.  
**Platylomeæ.**

(3) Sori punctiform, (rarely in § 18, sub-oblong, or by confluence more or less elongate).

(a) Sori naked, i.e., without true indusia; (fertile fronds sometimes contracted with involute margins=spuriously indusiate). § 18.  
**Polypodieæ.**

(b) Sori indusiate, i.e., with superior indusia.

(a) Indusium reniform or peltate, attached by the sinus or centre, free at the margins, (fertile fronds sometimes involutely contracted) ... .. § 19.  
**Aspidieæ.**

(b) Indusium rotundate, attached transversely to the vein by its base, the margins free ... .. § 20.  
**Cystopterideæ.**

(c) Indusium roundish or oblong, adherent at the base and margins, opening in front, i.e., exteriorly ... .. § 21.  
**Davallieæ.**

(c) Sori involucrate, i.e., with inferior indusia.

(a) Special indusium more or less adherent to and connivent with the margin of the frond, forming an entire or two-valved cup; sori therefore within a marginal cup ... .. § 22.  
**Dicksonieæ.**

(b) Indusium or involucre distinctly within the margin of the frond, forming an entire lobed or fimbriated cup; sori therefore within a dorsal cup ... .. § 23.  
**Peranemeæ.**

- || *Ring more or less obliquely vertical, nearly complete, narrow; spore-cases crowded, sessile or sub-sessile, oblique-laterally compressed or sub-compressed, bursting horizontally* .. .. .
- Tribe 2.  
**CYATHEINEÆ.**
- [A] Sori involucrate, i.e., indusia inferior; (receptacles elevated)
- § 1.
- (1) Fructifications thyriform ... .. **Thyrsopterideæ.**
- § 2.
- (2) Fructifications dorsal ... .. **Cyatheæ.**
- [B] Sori naked, i.e., without indusia; (receptacles elevated) ... ..
- § 3.  
**Alsophileæ.**
- ||| *Ring sub-oblique, nearly complete, broad; spore-cases few, sessile, gibbous, bursting horizontally.*
- (Rigid flabelliform gleichenoid ferns, with dorsal oligocarpous sori, covered by umbonate-hemispherical peltate indusia) ...
- Tribe 3.  
**MATONINEÆ.**
- |||| *Ring horizontally or rarely obliquely transverse, complete; spore-cases sessile or sub-sessile, usually vertically compressed, bursting longitudinally, i.e., vertically* .. .. .
- [A] Ring zonal, i.e., spore-cases girt by the ring.
- (1) Sori dorsal; (fronds rigid opaque with oligocarpous sori, and globose-pyriform spore-cases) ... ..
- Tribe 4.  
**GLEICHENINEÆ.**
- (2) Sori extrorse-marginal; (fronds usually pelucid membranaceous, with polycarpous sori and lenticular spore-cases) ... ..
- Tribe 5.  
**TRICHOMANINEÆ.**
- [B] Ring apical, i.e., spore-cases crowned by the convergent striæ of the ring=radiate-striate at the apex ... ..
- Tribe 6.  
**SCHIZÆINEÆ.**
- (1) Striæ united at the apex, without any vacant space, (spore-cases attached laterally); scandent plants ... ..
- § 1.  
**Lygodieæ.**
- (2) Striæ disjoined, forming an orbicular apical vacuity, (spore-cases attached basally); dwarf herbaceous plants ... ..
- § 2.  
**Schizæeæ.**
- |||| *Ring rudimentary, or incomplete (wanting one-third or more); very broad, flat obliquely vertical; spore-cases sessile or sub-sessile, globose.*
- (Aquatic annual proliferous ferns, with contracted fertile fronds) ...
- Tribe 7.  
**CERATOPTERIDINEÆ.**

- †† Spore-cases two-valved, bursting vertically at the apex. Ring rudimentary, obliquely transverse near the apex ... .. **Tribe 8. OSMUNDINEÆ.**
- \*\* *Spore-cases without a jointed ring.*
- [A] Fructifications dorsal on normal fronds, (vernation circinate or incurved)... .. **Order. MARATTIACEÆ**
- (1) Sori oblong distinct, longitudinally bi-valved ... .. **Tribe 1, MARATTINEÆ.**
- (a) Spore-cases free, crowded in two opposite linear series .. .. **§ 1. Angiopteridæ.**
- (b) Spore-cases concrete, in two opposite linear series ... .. **§ 2. Marattiæ.**
- (2) Sori circular distinct; spore-cases concrete in a single annular series ... .. **Tribe 2. KAULFUSSINEÆ.**
- (3) Sori connate over the whole surface of the fertile fronds ... .. **Tribe 3. DANÆINEÆ.**
- [B] Fructifications marginal, on rachiform fronds or branches, (vernation straight) ... .. **Order. OPHIOGLOSSACEÆ.**
- LYCOPODALES=Acrogenous plants, with axillary radical or petiolar one- four- or many- celled spore-cases.
- \* *Spore-cases one- three-celled, in the axils of the stem-leaves or bracts* ... .. **Order. LYCOPODIACEÆ**
- Stemless; with radical leaves; scape leafless; spore-cases one-celled ... .. **§ 1. Phylloglosseæ.**
- Stems leafy; spore-cases one- three-celled ... .. **§ 2. Lycopodiæ.**
- \*\* *Spore-cases (conceptacles) one- four- or many- celled, radical or petiolar* ... .. **Order. MARSILEACEÆ**
- Spore-cases one-celled—
- axillary at the base of the leaves (radical) ... .. **§ 1. Isoëtæ.**
- clustered or binate, on short leafless branches, beneath the floating rooting stems ... .. **§ 2. Salvinieæ.**
- Spore-cases two- four- celled, radical ... .. **§ 3. Pilulariæ.**
- Spore-cases many-celled, radical or petiolar ... .. **§ 4. Marsilieæ.**





## GENERIC CHARACTERS.

Order—POLYPODIACEÆ. Tribe—POLYPODINEÆ.

### § 1. ACROSTICHEÆ.

(a) *Fronds wholly fertile.*

\* *Veins free.*

## 1. POLYBOTRYA, *Humboldt and Bonpland; Willd. Sp., Plant. v. 99.*

EGENOLFIA, *Schott*; LACAUSSADEA, *Gaudichaud*; ECTONEURA, *Fée*; GRANULINA, *Bory: Fée*; BOTRYOTHALLUS, *Klotzsch MS.*; PSOMIOCARPA, *Presl*; MICROSTAPHYLA, *Presl*; ACROSTICHI sp., *Auct.*; OLFERSIÆ sp., *Presl*; ANOGRAMMATIS sp., *Fée*; GYMNOGRAMMATIS sp., *Auct.*; OSMUNDÆ sp., *Jacquin*.

*Sori* superficial, non-indusiate, the *receptacle* occupying the whole under surface, or both upper and under surface of the rachiform fertile fronds. *Veins* simple or forked, or pinnate from a central costa; *venules* simple or forked, free.

Fronds dimorphous, pinnate, or bi-tri-pinnate, the fertile with linear contracted segments. Rhizome creeping or scandent.—In this genus occurs the highest degree of development of which the Ferns seem susceptible. In some of the species, the whole surface of the fertile fronds, above and below, is sporangiferous. *Microstaphyla* is a small plant of peculiar aspect, but does not afford any good characters on which to separate it from *Polybotrya*.

§. *Eupolybotrya*.—Fronds sporangiferous beneath; veins pinnate.

Ex.:	<i>P. cylindrica</i> , <i>Ktfs.</i>		<i>P. osmundacea</i> , <i>H.B.K.</i>
	<i>P. articulata</i> , <i>J. Sm.</i>		<i>P. appendiculata</i> , <i>J. Sm.</i>
	<i>P. nodiflora</i> , <i>Bory.</i>		<i>P. Gaudichaudiana</i> ( <i>Egenolfia</i> , <i>Fée.</i> )

§ *Microstaphyla*.—Fronds sporangiferous beneath; veins simple or forked.

Ex.: *P. bifurcata*, *Lk.*

§ *Psomiocarpa*.—Fronds sporangiferous on both surfaces; veins pinnate.

Ex.: *P. caudata*, *Kze.* | *P. apiifolia*, *J. Sm.*

## 2. RHIPIDOPTERIS, *Schott, Gen. Fil. (under t. 15.)*

PELTAPTERIS, *Link*; OSMUNDÆ sp.; *Swartz*; ACROSTICHI sp., *Auct.*; OLFERSIÆ sp., *Presl*; POLYBOTRYÆ sp., *J. Smith*.

*Sori* superficial, non-indusiate, the *receptacles* occupying the

under surface of the disc-like fertile fronds. *Veins* flabellately-furcate; *venules* free.

Fronds small, dimorphous; the sterile flabellately-partite, or cuneato-dichotomous, the fertile entire or two-lobed. Rhizome slender, creeping.—Curious little creeping plants with divided barren and entire fertile fronds.

Ex.: *R. flabellata*, *Fée.* | *R. peltata*, *Schott.*

### 3. ELAPHOGLOSSUM, *Schott, Gen. Fil.* (under t. 15.)

ACROSTICHUM, *Fée* and *Auct.*; PHYLLITIS, *Necker*; OLFERSIÆ sp., *Presl.*

*Sori* superficial, non-indusiate; the *receptacle* occupying the under surface of the fertile scarcely contracted fronds. *Veins* simple or parallelo-furcate from a central costa; *venules* free, clavate at the apex, terminating within the margin.

Fronds simple, entire, the fertile often somewhat narrower, naked or clothed with scales. Rhizome short, erect or decumbent, or elongately creeping; rarely humifuse and ramose.—The name *Acrostichum*, which M. *Fée* retains here, is properly associated with *A. aureum*, the Linnæan type. The present is a well marked genus, the analogue of *Scolopendrium*; hence, M. *Schott's* very appropriate name, *Elaphoglossum*, which we adopt.

§ *Oligolepidum*.—Fronds naked, or with but few scales.

Ex.: <i>E. conforme</i> , <i>Schott.</i>	<i>E. stigmatolepis</i> ( <i>Acrostichum</i> , <i>Fée.</i> )
<i>E. Herminieri</i> ( <i>Acrostichum</i> , <i>Bory.</i> )	<i>E. alatum</i> ( <i>Acrostichum</i> , <i>Fée.</i> )
<i>E. ramosissimum</i> ( <i>Acrosti-</i> <i>chum</i> , <i>Fée.</i> )	<i>E. Feei</i> ( <i>Acrostichum</i> , <i>Bory.</i> )
	<i>E. viscosum</i> , <i>Schott.</i>
	<i>E. laurifolium</i> ( <i>Acrostichum</i> , <i>Pet. Th.</i> )

§ *Polylepidum*.—Fronds clothed with numerous scales.

Ex.: <i>E. splendens</i> ( <i>Acrostichum</i> , <i>Bory.</i> )	<i>E. Orbignyanum</i> ( <i>Acrostichum</i> , <i>Fée.</i> )
<i>E. perelegans</i> ( <i>Acrostichum</i> , <i>Fée.</i> )	<i>E. Hartwegii</i> ( <i>Acrostichum</i> , <i>Fée.</i> )
<i>E. Lindenii</i> ( <i>Acrostichum</i> , <i>Bory.</i> )	<i>E. ovatum</i> ( <i>Acrostichum</i> , <i>Hk. &amp; Gr.</i> )
	<i>E. Gardnerianum</i> ( <i>Acrostichum</i> , <i>Kze.</i> )
	<i>E. cuspidatum</i> ( <i>Acrostichum</i> , <i>Willd.</i> )
	<i>E. villosum</i> , <i>J. Sm.</i>

### 4. LOMARIOPSIS, *Fée, Hist. Acrost.* 10.

ACROSTICHI sp., *Auct.*; LOMARIÆ sp., *Auct.*; STENOCHLENÆ sp., *J. Smith*; OLFERSIÆ sp., *Presl*; ONOCLEÆ sp., *Auct.*; ANEMIE sp., *Sprengel*; OSMUNDÆ sp., *Bory.*

*Sori* superficial, non-indusiate, the *receptacles* occupying the under surface of the contracted fertile fronds. *Veins* simple or

parallelo-furcate from a central costa; *venules* free, connivent with the margin.

Fronds dimorphous, pinnate, the fertile contracted. Rhizome scandent.—This genus differs from *Stenochlæna*, with which it agrees in habit, in the absence of the costal areole, and of the gland on the margin of the pinnæ near their base.

Ex.:	L. variabilis, <i>Fée.</i>		L. sorbifolia, <i>Fée.</i>
	L. leptocarpa, <i>Fée.</i>		L. Smithii, <i>Fée.</i>
	L. cochinchinensis, <i>Fée.</i>		L. heteromorpha ( <i>Stenochlæna</i> , <i>J. Sm.</i> )

\* \* *Veins transversely combined in a single series.*

## 5. STENOCHLÆNA, *J. Smith, Hook. Journ. Bot.* iii. 401.

CAFRARIA, *Presl*; LOMARIOBOTRYS, *Fée*; OSMUNDÆ sp., *Auct.*; ONOCLEÆ sp., *Auct.*; ANEMIÆ sp., *Auct.*; LOMARÆ sp., *Auct.*; POLYBOTRYÆ sp., *Mettenius*.

*Sori* superficial non-indusiate, the *receptacles* occupying the under surface of the contracted fertile fronds. *Veins* arcuate at the base, forming narrow costal areoles; *venules* parallelo-furcate, connivent with the thickened cartilagineo-serrate margin.

Fronds dimorphous, the barren pinnate, the fertile contracted pinnate or bi-pinnate, and having slightly revolute margins. Pinnæ with a marginal gland near the base on the upper edge; sometimes articulated. Rhizome scandent.—A genus admirably marked by the costal areole of the barren fronds, and the marginal gland.

§ *Eustenochlæna*.—Pinnæ articulated; fertile fronds pinnate.

Ex.: *S. scandens*, *J. Sm.* | ? *S. pycnophylla*, *Presl.*

§ *Lomariobotrys*.—Pinnæ continuous; fertile fronds bi-pinnate.

Ex.: *S. Meyeriana*, *Presl.* | *S. tenuifolia*, *Moore.*

## 6. OLFERSIA, *Raddi, Oper. Scient. di Bolon.* iii. 283, t. 11.

ACONIOPTERIS, *Presl*; DORCAPTERIS, *Presl*; NEBOGLOSSA, *Presl*; ACROSTICHI sp., *Auct.*; OSMUNDÆ sp., *Auct.*; CANDOLLÆ sp., *Mirbel*; PTERIDIS sp., *Auct.*

*Sori* superficial, non-indusiate, the *receptacles* occupying one or both surfaces of the contracted fertile fronds. *Veins* simple or forked from a central costa; *venules* parallel, united at or near the margin by a straight arcuate or zigzag vein; sometimes with free excurrent marginal veinlets.

Fronds dimorphous, simple or pinnate. Rhizome creeping.—This genus differs from *Elaphoglossum* in having the parallel veins united by a vein which traverses the margin. In the sectional groups here indicated, the differences presented by the course of these marginal veins are not of generic value. The typical species, *O. cervina*, is a larger plant than the others, and more compound.

§ *Euolfersia*.—Marginal vein straight.

Ex.: *O. cervina*, *Kze.*

§ *Nebroglossa*.—Marginal vein arcuate.

Ex.: *O. longifolia*, *Presl.* | *O. glabrescens*, *Presl.*

§ *Aconiopteris*.—Marginal vein zigzag, with an excurrent veinlet from the exterior angles.

Ex.: *O. subdiaphana* (*Acrostichum*, *Hook. and Grev.*)

\*\*\* *Veins reticulated.*

## 7. SOROMANES, *Fée, Hist. Acrost.* 16.

POLYBOTRYÆ sp., *Auct.*; BOTRYOTHALLI sp., *Klotzsch.*

*Sori* superficial, non-indusiate, the *receptacles* occupying the under surface of the contracted fertile fronds. *Veins* pinnate from a central costa; *venules* connivent, all anastomosing at an acute angle, and without free included veinlets.

Fronds large pinnate dimorphous, the fertile pinnato-pinnatifid or bi-pinnate. Rhizome robust, scandent or creeping.—The venation of this genus is analagous to that of *Cyclodium*.

Ex.: *S. serratifolium*, *Fée.*

## 8. NEUROCALLIS, *Fée, Hist. Acrost.* 19.

CHEILOLEPTON, *Fée*; ? CHORIZOPTERIS, *Moore*; ACROSTICHI sp., *Auct.*; LEPTOCHILI sp., *Blume*; POLYBOTRYÆ sp., *Mettenius*; CHRYSODII sp., *Mettenius*; PÆCILOPTERIDIS sp., *Presl*; LOMARIOPSIDIS sp., *Mettenius*; CYTOGONII sp., *J. Smith*; HETERONEUBI sp., *Fée*; LOMAGRAMMATIS sp., *Brackenridge.*

*Sori* non-indusiate, the *receptacles* occupying the under surface of the contracted fertile fronds, superficial or forming a shallow longitudinal furrow each side the costa. *Veins* all reticulated in hexagonal meshes, without free veinlets, the costal areoles larger.

Fronds dimorphous, simple, pinnate, or bi-pinnate; sometimes scaly beneath. Rhizome short, erect, or stout creeping, or scandent. Pinnæ sometimes articulated.—There is no sufficient distinction between *Cheilolepton* and *Neurocallis*. The plants referred to the § *Chorizopteris*, of which the majority are only known in a barren state, are probably distinct, the winged rachis and easily detached membranaceous segments being peculiar; their habit is that of *Lomagramma*, which latter may be indeed an accidental form of the same structure, with the fertile parts so much dilated as to produce tænitoid, instead of acrostichoid sori. Or, if *Lomagramma* is normally tænitoid, these may prove to belong to that genus, when their fructification is known. They, however, perfectly accord, as far as they admit of comparison, with the *Acrostichum scandens* of Raddi, a plant which appears to us to have nothing to do with *Pœcilopteris*, in which group it is usually placed, and which we bring here.

§ *Neurocallis*.—Receptacles superficial.

Ex.: *N. præstantissima*, *Fée.* | *N. aureo-nitens* (*Acrostichum*, *Hook.*)

§ *Cheilolepton*.—Receptacles in a shallow furrow.

Ex.: *N. lomarioides*, *Presl.*

? § *Chorizopteris*.—Pinnæ articulate; rachis winged.

Ex.: *N. pinnata* (*Chorizopteris*, | *N. scandens* (*Acrostichum*, *Raddi.*)  
*Moore.*)  
 | *N. bipinnata* (*Chorizopteris*, | *N. polyphylla* (*Lomagramma*, *Brack.*)  
*Moore.*)

## 9. HYMENIDIUM, *Fée, Hist. Acrost.* 20.

*DICTYOGLOSSUM*, *J. Smith*; *ACROSTICHI* sp., *Auct.*; *OLFERSIÆ* sp., *Auct.*;  
*ANETII* sp., *Presl.*

*Sori* superficial, non-indusiate, the *receptacles* occupying the under surface of the fertile fronds. *Veins* uniformly reticulated in coarse hexagonal or elongated meshes, without free veinlets.

Fronds simple, the fertile somewhat smaller. Rhizome thick decumbent, or slowly creeping.—A genus of distinct aspect, with large simple fronds, uniformly reticulated, the fertile very little contracted; hence different from *Neurocallis*. The venation is similar to that of *Acrostichum*, from which they differ in having the fronds wholly fertile.

Ex.: *H. crinitum*, *Fée.* | *H. pachyphyllum* (*Acrostichum*, *Kze.*)  
*H. reticulatum* (*Acrostichum*, *Kfs.*; *H. crassifolium*, *Fée.*)

10. **STENOSEMIA**, *Presl, Tent. Pter.* 237, (non *Hk.*:  
*J. Sm.* in part.)

*POLYBOTRYX* sp., *Blume*; *ACROSTICHI* sp., *Auct.*

*Sori* superficial, non-indusiate, the *receptacles* occupying the whole under surface of the much contracted fertile fronds. *Veins* (sterile) pinnate from a central costa, the lowermost (basal) *venules* (or *veinlets*) anastomosing so as to form elongated costal (or venal) areoles; the uppermost and the usually simple *veinlets* free.

Fronds herbaceous, ternate or pinnate, with one pair of pinnae; the pinnae pinnatifid very oblique bulbiferous in their axils; the fertile ones very much contracted. Rhizome sub-globose erect.—The spore-cases cover the surface on each side the costa.

Ex.: *S. aurita*, *Presl.*

| *S. ? cicutaria*, *Presl.*

11. **PÆCILOPTERIS**, *Presl, Tent. Pter.* 241. (*Eschw.*  
*emend.*)

*POIKILOPTERIS*, *Eschweiler*; *BOLBITIS*, *Schott*; *CAMPIMUM*, *Presl*; *CYRTOGONIUM*, *J. Smith*; *HETERONEURON*, *Fée*; *ACROSTICHI* sp., *Auct.*

*Sori* superficial, non-indusiate, the *receptacles* occupying the under surface of the contracted fertile fronds. *Veins* pinnate from a central costa, prominent; *venules* arcuately, angularly or irregularly anastomosing; sometimes producing exterior free or irregularly anastomosing veinlets.

Fronds dimorphous, pinnate, often viviparous. Rhizome creeping.—The differences between the two groups here indicated are too slight for generic characters. *Pæcilopteris* approaches *Jenkinsia* through some of the Brazilian species, in which the sori are sometimes rather scattered on the veins than occupying the whole surface; a condition probably owing to an undue expansion of the pinnae.

§ *Campium*.—Venules anastomosing transversely, with exterior free veinlets.

Ex.: *P. virens* (*Acrostichum*, *Wall.*) | *P. Hookeriana* (*Acrost. proliferum*, *Hk.*)  
*P. Presliana* (*Heteroneur. Fée.*) | *P. subcrenata* (*Acrostichum*, *Hk. & Gr.*)

§ *Cyrtogonium*.—Venules and veinlets irregularly anastomosing.

Ex.: *P. heteroclita*, *Presl.* | *P. punctulata*, *Presl.*  
*P. repanda*, *Presl.* | *P. prolifera* (*Heteroneuron*, *Fée.*)

**12. ANAPAUSIA**, *Presl, Tent. Pter. 244* (§: reduct.);  
*Epim. Bot. 185.*

*CHEIROPLEURIA*, *Presl*; *EURYOSTICHUM*, *Presl*; *ACROSTICHI* sp., *Auct.*;  
*POLYPODII* sp., *Blume*; *GYMNOPTERIDIS* sp., *Fée* and *Auct.*

*Sori* superficial, non-indusiate, the *receptacles* occupying the under surface of the contracted fertile fronds. *Veins* prominent, pinnate from a central costa; the *venules* compoundly anastomosing, forming parallelogramoid primary areoles, and irregular hexagonal secondary areoles; or palmate-forked with irregular quadrate primary and sub-hexagonal secondary areoles: both forms with included free, simple hamate or divaricate *veinlets* having thickened apices.

Fronds simple lobed pinnatifid or pinnate, dimorphous, the fertile narrower, sometimes simple; herbaceous or coriaceous. Rhizome repent or scandent.—The compound venation is the distinguishing peculiarity of this group.

§ *Euryostichum*.—Veins pinnately branched.

Ex.: *A. acuminata*, *Presl.* | *A. nicotianæfolia*, *Presl.*  
*A. aliena*, *Presl.* | *A. Heudelotii*, *Presl.*

§ *Cheiropleuria*.—Veins palmate-forked.

Ex.: *A. bicuspis* (*Polypodium*, *Bl.*) | *A. vespertilionis* (*Gymnopteris*, *Hk.*)

(b) *Fronds fertile on the upper pinnæ.*

**13. ACROSTICHUM**, *Linnaeus, Gen. Fil. 785*, (emend.);  
*Presl, Tent. Pter. 240.*

*CHEYSODIUM*, *Fée.*

*Sori* superficial, non-indusiate; the *receptacles* occupying the under surface of the upper pinnæ. *Veins* uniformly reticulated in small regular hexagonal meshes, without free veinlets.

Fronds pinnate, thick coriaceous, the upper fertile pinnæ usually somewhat narrower. Rhizome thick sub-globose, decumbent.—The Linnæan type of *Acrostichum* is *A. aureum*; we consequently retain the name to this very distinct and well-marked, though limited, group. Probably the greater number of the so-called species are mere varieties of *A. aureum*.

Ex.: *A. aureum*, *Lin.* | *A. fraxinifolium*, *R. Br.*  
*A. speciosum*, *Willd.* | *A. inæquale*, *Willd.*  
[March, 1857.]

14. **PHOTINOPTERIS**, *J. Smith, Hook. Journ. Bot.*  
iii. 403; iv. 155.

*Sori* superficial, non-indusiate; the *receptacles* occupying the under surface of the contracted upper pinnæ. *Veins* pinnate from a central costa, prominent; *venules* transversely anastomosing, forming nearly equal parallelograms; *veinlets* again anastomosing in unequal sub-hexagonal areoles, and producing divaricate secondary veinlets, which are clavate at the apex, and free within the ultimate areoles.

Fronds pinnate, coriaceous, fertile and contracted in the upper part; pinnæ articulate, auriculæform on the lower side at the base. Rhizome scandent.—A very well-marked genus, remarkable on account of the peculiar base of the pinnæ.

Ex.: *P. Horsfieldii*, *J. Sm.* | *P. speciosa*, *Bl.*: *Pr.*

§ 2. PLATYCERIEÆ.

(a) *Sori in amorphous patches.*

15. **PLATYCERIUM**, *Desvauz, Ann. Soc. Lin. Par.* vi. 213.

NEUROPLATYCEROS, *Plukenet; Fée*; ALCICORNIUM, *Gaudichaud*; SCUTIGERA, *Fée*; PLATYCERIA, *Fée*; ACROSTICHI sp., *Auct.*

*Sori* superficial, non-indusiate; the *receptacles*, (a series of crowded anastomosing veins) occupying the under surface of separate lobes or large amorphous portions of the fertile fronds. *Veins* furcate, free or here and there anastomosing; *venules* anastomosing in large trapezoid or sub-hexagonal elongated areoles; the *veinlets* free, divaricate or hamate, within the areoles.

Fronds heteromorphous, coriaceous, laciniate or lobate, clothed with stellate hairs; the fertile ones articulate. Rhizome sub-globose.—A very distinct group. The primary veins rarely unite, while the secondary ones are compoundly anastomosed.

Ex.: *P. alcicorne*, *Desv.* | *P. Stemmaria*, *Desv.*  
*P. biforme*, *Bl.* | *P. grande*, *J. Sm.*

(b) *Sori in quadrate patches.*

16. **DRYOSTACHYUM**, *J. Smith, Hook. Journ. Bot.*  
iii. 399.

*Sori* superficial, non-indusiate, oblong or quadrangular, ap-



proximate and sub-confluent in two rows on the contracted upper pinnæ; the *receptacles* consisting of a crowded mass of anastomosed venules. *Veins* (sterile): pinnate from a central costa, prominent, the *venules* prominent, transversely anastomosed, forming nearly equal-sided areoles, within which the *veinlets* again anastomose, the ultimate areoles including free sterile divaricate veinlets; or (fertile): more equally and crowdedly anastomosing between the primary veins.

Fronds coriaceous, pinnatifid, and sterile below; pinnate, contracted and fertile above; the pinnæ sessile, articulated. Rhizome creeping.—The netted receptacle of this genus associates it with *Platygerium*; but in habit and aspect the species resemble *Drynaria*.

Ex.: *D. splendens*, *J. Sm.*

| *D. pilosum*, *J. Sm.*

(c) *Sori in linear sub-marginal patches.*

## 17. JENKINSIA, *Hooker, Gen. Fil.* t. 75.

NOTHOCHLÆNÆ sp., *Wallich*; CAMPPII sp., *Presl*; CYRTOGONII sp., *J. Smith*; LOMARIOPSIDIS sp., *Mettenius*.

*Sori* superficial, broadly linear, continuous, sub-marginal; the *receptacles* consisting of the (about 3) external series of arcuate venules with their excurrent veinlets: thus compound. *Veins* pinnate from a central costa, prominent; *venules* opposite anastomosing in angulate (two-angled) arcs, from the angles of which proceed excurrent *veinlets*; the veinlets near the margin free in the sterile, often anastomosing in the fertile fronds, the rest free, clavate at the apex; veins not extending to the margin.

Fronds pinnate, dimorphous, coriaceous-membranaceous, often proliferous, the fertile contracted. Rhizome decumbent.—This genus is allied to the *Acrosticheæ* through *Pœcilopteris*; indeed it may be only a dilated condition of this genus with the receptacles abnormally areolate. The arcuate soriferous veins also indicate an affinity with *Meniscium*; but the compound condition of the receptacles associates it with *Platygerium* and *Dryostachyum*, in the group *Platygeriæ*—the distinguishing feature of which, consists in the netted receptacles of the confluent masses of spore-cases.

Ex.: *J. undulata*, *Hook.*

## § 3. LOMARIÆ.

(a) *Veins free.*18. LOMARIA, *Willdenow, Mag. Nat. Ber.* 1809, 160.

STEGANIA, *Brown*; LOMARIDIUM, *Presl*; POLYGRAMMA, *Presl*; PARALOMARIA, *Fée*; ONOCLEÆ sp., *Lin.* and *Auct.*; ACROSTICHI sp., *Auct.*; OSMUNDÆ sp., *Auct.*; BLECHNI sp., *Mettenius*; SALPICHLÆNÆ sp., *Fée*; PTERIDIS sp., *Auct.*; HEMIONITIDIS sp., *Auct.*; PARABLECHNI sp., *Presl*; POLYPODII sp., *Auct.*

*Sori* indusiate, linear, continuous, on a broadish linear *receptacle*, occupying nearly the whole under surface of the contracted fertile fronds. *Indusium* attached at the margin, linear, continuous, scarious, opening along the inward side. *Veins* (sterile): simple or forked from a central costa, the *venules* direct, free; or (fertile) obsolete.

Fronds simple pinnatifid pinnate or bi-pinnatifid; the fertile contracted. Rhizome short, thick, erect or decumbent, rarely creeping or arborescent.—This genus is technically very nearly allied to *Blechnum*, its typical species differing in having the sori and indusia at the margin, whilst in *Blechnum* they are distinctly intramarginal; but there are some species in which these differences are not very obvious. *L. Fraseri*, which has a slender arborescent trunk-like rhizome, is an anomalous species, approaching *Onychium*, but wanting the pinnate veins of the fertile segments which occur in that genus.

Ex.: <i>L. Patersoni</i> , <i>Spr.</i>		<i>L. elongata</i> , <i>Bl.</i>
<i>L. alpina</i> , <i>Spr.</i>		<i>L. glauca</i> , <i>Bl.</i>
<i>L. Banksii</i> , <i>Heward</i> ; <i>Hook. fl.</i>		<i>L. callosa</i> , <i>Fée.</i>
<i>L. blechnoides</i> , <i>Bory.</i>		<i>L. Boryana</i> , <i>Willd.</i>
<i>L. procera</i> , <i>Spr.</i>		<i>L. alta</i> , <i>Heward.</i>
<i>L. discolor</i> , <i>Willd.</i>		<i>L. Fraseri</i> , <i>A. Cunn.</i>

19. BLECHNUM, *Linnaeus, Gen. Pl.*, ed. 5, 1039.

ORTHOGRAMMA, *Presl*; SPICANTA, *Presl*; BLECHNOPHYSIS, *Presl*; DIAFNIA, *Presl*; MESOTHEMA, *Presl*; DISTAXIA, *Presl*; PARABLECHNI sp., *Presl*; LOMARIÆ sp., *Auct*; STEGANIÆ, sp., *Auct*; STENOCHLÆNÆ sp., *Fée*; TÆNITIDIS sp., *Auct*; ASPLENII sp., *Auct*; OSMUNDÆ sp., *Auct*; ONOCLEÆ sp., *Auct*; ACROSTICHI sp., *Auct*; STRUTHIOPTERIDIS sp., *Auct*.

*Sori* indusiate, linear, continuous or rarely interrupted, on a transverse *receptacle*, approximate to the costa; central, or sometimes sub-marginal by the contraction of the fronds. *Indusium*

linear, opening along the inward side. *Veins* (sterile): simple or forked from a central costa; *venules* direct, free, thickened at the apex; in the fertile fronds combined near the base or within the margin by the receptacle.

Fronds simple pinnatifid or pinnate; the fertile sometimes more or less contracted. Rhizome short, erect, or producing elongated creeping stolones.—This genus is only intelligibly distinguished from *Lomaria* by including in it all those species in which the indusia and sori are evidently intramarginal, irrespective of the contraction of the fronds.

§ *Eublechnum*.—Sori costal or sub-costal.

Ex.:	<i>B. brasiliense</i> , <i>Desv.</i>		<i>B. occidentale</i> , <i>Lin.</i>
	<i>B. orientale</i> , <i>Lin.</i>		<i>B. Finlaysonianum</i> , <i>Wall.</i>
	<i>B. lanceola</i> , <i>Sw.</i>		<i>B. intermedium</i> , <i>Lk.</i>

§ *Parablechnum*.—Sori sub-marginal by the contraction of the fronds.

Ex.:	<i>B. Spicant</i> , <i>Smith.</i>		<i>B. hastatum</i> , <i>Klfs.</i>
	<i>B. Gilliesii</i> , <i>Mett.</i>		<i>B. punctulatum</i> , <i>Sw.</i>

(b) *Veins transversely or arcuately combined.*

## 20. SALPICHLÆNA, *J. Smith, Hk. Journ. Bot.* iv. 186.

*SALPIGLÆNA*, *Klotzsch*; *SALPINCHLÆNA*, *Presl*; *BLECHNI* sp., *Auct.*

*Sori* indusiate, linear, continuous, on a transverse receptacle, approximate to the costa. *Indusium* broad, membranaceous, involutely-cylindraceous, the opposite valves joined over the costa; at length opening along the centre. *Veins* forked from a central costa; *venules* parallel, combined at the apex by a slight intramarginal veinlet, and near the base, (in the fertile fronds) by the receptacle.

Fronds bi-pinnate, scandent. Rhizome as in *Blechnum*?—Very little different from *Blechnum*, except in the scandent habit and combined venules. There appears to be but one species.

Ex.: *S. volubilis*, *J. Smith.*

## 21. SADLERIA, *Kaulfuss, Enum. Fil.* 161.

*BLECHNI* sp., *Gaudichaud*; *WOODWARDIÆ* sp., *Mettenius.*

*Sori* linear, indusiate, continuous; on an elevated cristæform transverse central receptacle. *Indusium* narrow, sub-coriaceous.

*Veins* arcuately anastomosing at the base, forming costal areoles; *venules* simple or forked, parallel, connivent with the thickened margin.

Fronds rigid, opaque, pinnato-pinnatifid. Rhizome arborescent.—The tree-like habit, elevated receptacle, thick indusium, and arcuately-anastomosed basal veins, indicate a distinct group, with which, however, we are but little acquainted.

Ex. : *S. cyatheoides*, *Klfs.* | *S. pallida*, *Hk. and Arn.*  
*S. Souleytiana*, *Gaud.* | *S. squarrosa*, *Gaud.*

#### § 4. PLEUROGRAMMEÆ.

(a) *Veins consisting of a costa only.*

### 22. MONOGRAMMA, *Schkuhr, Crypt. Gewäch. 82.*

VAGINULARIA, *Fée*; COCHLIDII sp., *Kaulfuss*; GRAMMITIDIS sp., *Auct*; PTERIDIS sp., *Auct.*; PLEUROGRAMMATIS sp., *Fée*; ASPLENII sp., *Swartz*; ACROSTICHI sp., *Swartz*; TÆNITIDIS sp., *Mettenius.*

*Sori* sub-immersed, non-indusiate, linear elongate near the apex of the frond, the *receptacle* formed of a portion of the costa. *Veins* reduced to the costa only.

Fronds small graminiform or rachiform, simple or forked. Rhizome creeping.—Curious little plants of extreme simplicity of structure.

§ *Monogramma*.—*Sori* lying in a longitudinal depression of the graminiform fronds.

Ex. : *M. graminea*, *Schkuhr.* | *M. furcata*, *Desv.*

§ *Vaginularia*.—*Sori* occupying a vaginiform expansion of the rachiform fronds.

Ex. : *M. trichoidea*, *J. Sm.*

(b) *Veins consisting only of a costa, and the intramarginal receptacles parallel with it.*

### 23. DICLIDOPTERIS, *Brackenridge, United States Expl. Exped. xvi. 135, Atlas, t. 17.*

*Sori* immersed, non-indusiate, linear, continuous, sub-costal; the *receptacle* formed of a simple vein proceeding from each side the costa, near its base, and running parallel with it; sunk in a deep oblique furrow open towards the costa, over which the two

lines of spore-cases become confluent. *Veins* reduced to the costa, and the intramarginal receptacles parallel with it.

Fronds crowded, simple, narrow, erect. Rhizome short, creeping.—This fern has been placed by its author near to *Blechnum*. The fructification, however, as indicated in the admirable figure above quoted, does not appear to us to have any affinity with *Blechnum*. The spore-cases lie in two deep oblique furrows, one on each side the costa and open towards it; but the upper valve of this furrow is thick and herbaceous and not of the nature of an indusium. The furrows are rather analogous to what occurs in *Vittariæ*, only they are in a different position. The plant appears to us to associate better with the *Pleurogrammeæ*.

Ex.: *D. angustissima*, *Brackenridge*.

(c) *Veins simple, oblique, from a central costa.*

**24. PLEUROGRAMMA**, *Blume, Fl. Jav.* 69 (§): *Presl, Tent. Pter.* 223.

COCHLIDII sp., *Kaulfuss*; MICROPTERIDIS sp., *Desvaux*; TENITIDIS sp., *Kaulfuss*; BLECHNI sp., *Willdenow*; GRAMMITIDIS sp., *Auct.*; MONOGRAMMATIS sp., *Auct.*

*Sori* superficial, non-indusiate, more or less elongate near the apex of the frond; the *receptacle* contiguous to, or more or less coalescent with the costa. *Veins* simple or forked from a central costa, free.

Fronds small, entire, linear, rarely ovoid. Rhizome creeping.

Ex.: *P. graminifolia*, *Presl.*  
*P. pumila*, *Presl.*

| *P. linearis*, *Presl.*  
| *P. linearifolia* (*Monogramma*, *Desv.*)

**25. XIPHOPTERIS**, *Kaulfuss, Berlin Jahrb. der Ph.—; Id. Enum. Fil.* 85.

MICROPTERIDIS sp., *Desvaux*; GRAMMITIDIS sp., *Auct.*; ACROSTICHI sp., *Swartz*; ASPLENI sp., *Swartz*; GYMNOPTERIDIS sp., *Bernhardi*; POLYPODII sp., *Mettenius*.

*Sori* superficial, non-indusiate, elongate on the dilated and longitudinally plicate apex of the fronds; the *receptacle* coalescent with the costa. *Veins* simple from a central costa, free.

Fronds small, fasciculate erect, sterile and deeply toothed below; above dilated soriferous often becoming folded longitudinally. Rhizome stoloniferous.—The sori of this fern are often described as grammitoid, “oblong, oblique, at the base of the lateral veins, at length confluent.” To us they appear to be produced in a line contiguous to the midrib, and seem little different from *Pleurogramma*.

Ex.: *X. serrulata*, *Klfs.*

(d) *Veins compoundly anastomosing.*

## 26. HYMENOLEPIS, *Kaulfuss, Enum. Fil.* 146.

HYALOLEPIS, *Kunze*; MACROPLETHUS, *Presl*; ACROSTICHI sp., *Auct.*; ONOCLEÆ sp., *Swartz*; GYMNOPTERIDIS sp., *Auct.*; LOMARIS sp., *Auct.*; SCHIZÆÆ sp., *Smith*; BELVISIÆ sp., *Mirbel*; TÆNITIDIS sp., *Auct.*

Sori superficial, linear-elongate or linear-oblong, on the contracted apex of the fronds; the *receptacles* contiguous to and coalescent with the costa, sometimes covered while young by the revolute margin. *Veins* indistinctly pinnate from a central costa, or nearly uniform; *venules* compoundly anastomosing, forming crowded irregular areoles, from which proceed variously directed included free *veinlets*.

Fronds simple, opaque, linear lanceolate; the apex fertile contracted, straight or curved. Rhizome creeping.—This well-marked group, usually placed with the *Acrosticheæ*, accords much more closely with the *Pleurogrammeæ*.

Ex.: *H. spicata*, *Presl.*  
*H. revoluta*, *Bl.*

| *H. platyrhynchos*, *Kze.*  
| *H. validinervis*, *Kze.*

## 27. GYMNOPTERIS, *Bernhardi, Schrader's Journ. Bot.* 1800, ii. 121, (emend.): *Presl, Tent. Pter.* 242, (reduct.)

LEPTOCHILUS, *Kaulfuss*; DENDROGLOSSA, *Presl*; ACROSTICHI sp., *Auct*; LEPTOCHILI sp., *Fée*; OSMUNDÆ sp., *Auct.*; POLYBOTRYÆ sp., *Mettenius.*

Sori superficial, non-indusiate, linear continuous, at length effuse; the *receptacles* contiguous to the costa of the contracted fronds, often occupying nearly the whole under surface, sometimes double on each side the costa. *Veins* pinnate from a cen-

tral costa, the *venules* compoundly anastomosing, forming irregular areoles, from which, proceed free included divaricate *veinlets*; those of the fertile fronds much less developed.

Fronds simple pinnatifid or pinnate, dimorphous; the fertile much contracted. Rhizome short, creeping.—The species of *Gymnopteris* are usually referred to *Acrosticheæ*, but the definite linear sori confined to the receptacular veins, indicate a stronger affinity with the *Pleurogrammeæ*.

Ex.: *G. quercifolia*, Bernh.  
*G. taccæfolia*, J. Sm.  
*G. axillaris*, Presl.

| *G. trilobata*, J. Sm.  
 | *G. Féei* (*Leptochilus lanceolatus*, Fée.)  
 | *G. decurrens*, Fée.

### § TÆNITIDÆ.

(a) *Veins reduced to an obscure costa.*

## 28. SCOLIOSORUS, M. (from *skolios*, tortuous; and *sorus*, a heap.)

ANTROPHII sp., Hooker.

*Sori* non-indusiate, linear interrupted, flexuose, and oblique-branched on the exterior side; the *receptacles* immersed, medial, longitudinal. *Veins* reduced to an obscure costa.

Fronds simple, membranaceous, sessile; tufted on a short subglobose rhizome. *Sori* placed about midway between the costa and margin. *Veins* apparently none, except the obscure costa.—This plant having neither netted veins nor netted sori, cannot belong to *Antrophyum*, and is quite distinct from every other established genus.

Ex.: *S. ensiformis* (*Antrophyum*, Hook.)

## 29. HOLCOSORUS, M. (from *olkos*, a furrow; and *sorus*.)

GRAMMITIDIS sp., Hooker.

*Sori* immersed, non-indusiate, oval-oblong; the *receptacles* seated in (a pair of) deep rounded furrows on the broadest or posterior face of the solid bluntly pentangular fronds, parallel with the costa. *Veins* reduced to a simple costa, embedded in the centre of the solid fronds.

Fronds distinct, solid, linear pentangular; the upper or rounded face having three shallow grooves; the lower or so-

riferous one two deeper furrows in which the sori lie. Rhizome creeping, scaly.—Totally distinct from the *Gymnogrammeæ*, and, as it appears to us, from all the established genera of ferns.

Ex. : *O. pentagonus* (*Grammitis bisulcata*, *Hook.*)

(b) *Veins uniform reticulated, without free included veinlets.*

### 30. TÆNITIS, *Willdenow : Swartz, Synops. Fil.* 3, 24.

PTEROPSIDIS sp., *Desvaux* ; DIGRAMMA, *Kunze* ; PTERIDIS sp., *Auct* ; ANTROPHII sp., *Auct.*

*Sori* non-indusiate, linear, continuous or interrupted; the *receptacles* sub-marginal or medial, superficial or somewhat immersed. *Veins* uniform reticulated, forming elongated longitudinal or oblique areoles, without included free *veinlets*.

Fronds simple lobate or pinnate, rigid; the sori and costa in *T. niphoboloides*, clothed with stellate hairs. Rhizome creeping.

Ex. : *T. angustifolia*, *Br.* | *T. marginalis* (*Antrophyum*, *Bl.*)  
*T. blechnoides*, *Sw.* | *T. niphoboloides* (*Antrophyum*, *Kze.*)

### 31. SCHIZOLEPTON, *Fée, Hist. Vitt.* 27.

SCHIZOLOMATIS sp., *Gaudichaud* ; LINDSÆE sp., *Auct.* ; DRYMOGLOSSI sp., *Hooker.*

*Sori* non-indusiate, linear, continuous; the *receptacles* sub-marginal, immersed; the interior thickened margin of the groove elevated and sub-indusiform. *Veins* uniform reticulated; the *venules* anastomosing in unequal elongated oblique areoles, without included free *veinlets*.

Fronds polymorphous, simple or lobed, coriaceous; the fertile more or less contracted. Rhizome creeping.—A well-marked genus, differing from *Schizoloma* in the absence of an indusium, and from *Drymoglossum* in the absence of free included veinlets.

Ex. : *S. cordatum*, *Fée.* | *S. rigidum* (*Drymoglossum*, *Hk.*)

### 32. LOMAGRAMMA, *J. Smith, Hook. Journ. Bot.* iii. 402; iv. 152.

*Sori* non-indusiate, linear, continuous; the *receptacles* marginal, superficial, not confined to the veins, (*Icon. Hk.*). *Veins*



uniform reticulated; the *venules* anastomosing in sub-equal hexagonal areoles, without included free veinlets.

Fronds pinnate, dimorphous; the pinnæ articulate, the fertile contracted, their whole margins sporangiferous. Rhizome scandent.—The specimens to which this name has been given, may be abnormal semi-contracted fronds of some species of *Neurocallis*, with which this agrees in everything except that it has *marginal* linear sori; it especially approaches our § *Chorizopteris* of that genus.

Ex.: *L. pterioides*, *J. Smith*.

(c) *Veins uniform reticulated, with included free veinlets.*

### 33. DRYMOGLOSSUM, *Presl, Tent. Pter.* 227.

HETEROPTERIS, *Fée*; NEURODIUM, *Fée*; PALTONIUM, *Presl*; LEMMAPHYLLUM, *Presl*; ACROSTICHI sp., *Auct.*; PTERIDIS sp., *Auct.*; NOTHOCHLÆNÆ sp., *Auct.*; PTEROPSIDIS sp., *Desvaux*; TÆNITIDIS sp., *Auct.*; VITTABLE sp., *Hk. and Gr.*; NIPHOBOLI sp., *J. Sm.*

*Sori* non-indusiate, linear, continuous; the *receptacles* marginal or sub-marginal, superficial or slightly immersed. *Veins* uniform reticulated, obscure; the *venules* anastomosing in roundish or oblong hexagonal areoles, from which proceed free included simple or hamate obtuse *veinlets*.

Fronds simple, dimorphous, or contracted at the fertile apex, usually coriaceous. Rhizome creeping.

Ex.: <i>D. piloselloides</i> , <i>Pr.</i>	<i>D. lanceolatum</i> , <i>J. Sm.</i> <i>D. Cunninghami</i> ( <i>D. carnosum</i> , <i>J. Sm.</i> <i>non Hk.</i> ) <i>D. ellipticum</i> ( <i>Pteris</i> , <i>Willd.</i> )
<i>D. carnosum</i> , <i>Hk.</i>	
<i>D. acrostichoides</i> ( <i>Vittaria</i> , <i>Hk.</i> and <i>Gr.</i> )	

### 34. DIBLEMMA, *J. Smith, Hook. Journ. Bot.* iii. 339; iv. 65.

TÆNITIDIS sp., *Mettenius*.

*Sori* non-indusiate, superficial, of two kinds: (1) linear, continuous, seated on a sub-marginal *receptacle*; and (2), roundish or oblong, irregular, the *receptacle* seated on the short anastomosing *venules*, or the recurrent *veinlets*. *Veins* uniform, re-

ticulated; the *venules* forming unequal areoles, from which proceed free included simple or brachiate recurrent *veinlets*.

Fronds simple, membranaceous. Rhizome creeping.—The peculiarity of this genus is the production of different kinds of sori on the same frond, a feature which has led M. Fée to suggest that it may be an abnormal state of *Pleopeltis tenuiloris*, which it otherwise closely resembles.

Ex.: *D. samarensis*, *J. Sm.*

### 35. PARAGRAMMA, *Blume, En. Fl.* 114 (§): *M.*

GRAMMITIDIS sp., *Blume*; PLEOPELTIDIS sp., *Blume*; DRYNARIÆ sp., *J. Smith*; PHYMATODIS sp., *J. Smith*; POLYPODII sp., *Auct.*

*Sori* non-indusiate, oblong, distinct, parallel with the costa; the *receptacles* linear-oblong, immersed, sub-marginal. *Veins* immersed uniform; *venules* anastomosing in elongated sub-hexagonal areoles, from which proceed variously directed free included *veinlets*.

Fronds simple, coriaceous. Rhizome creeping.—Though usually placed among the *Polypodieæ*, the constantly elongated sori parallel with the costa, indicate rather an affinity with the *Tænitiidæ*; and we gladly revive for it the name *Paragramma*, formerly applied to it by Blume, by whom these species were considered to form a distinct section of *Grammitis*.

Ex.: *P. longifolia* (*Grammitis*, *Bl.*; *Drynaria revoluta*, *J. Sm.*)  
*P. decurrens* (*Grammitis*, *Bl.*)

(d) *Veins forming a series of simple arcs each side the costa.*

### 36. DICRANOGLOSSUM, *J. Smith, Bot. Voy. Herald*, i. 232, (reduct.)

CUSPIDABLE sp., *Fée*; TÆNITIDIS sp., *Auct.*; PTEROPSIDIS sp., *Auct.*

*Sori* non-indusiate, linear, continuous; the *receptacles* sub-marginal, superficial, formed of the marginal parts of the arcuate veins. *Veins* simple, from a central costa, each arching and uniting with the next vein, so as to form a series of oblique

elongated simple areoles each side the costa; the arcs sporangiferous in a sub-marginal line.

Fronds lobate, sub-coriaceous; the veins obscure. Rhizome short, creeping, sub-globose.—This fern is quite like *Tæniopsis furcata* in general appearance, but the venation is totally different: here, always combined in a series of arches, of which the outer part forms the receptacles; but in that, straight and combined only in the fertile fronds by a straight marginal vein forming the receptacle.

Ex.: *D. subpinnatifidum* (*Cuspidaria*, *Fée.*)

(e) *Veins straight, combined (where fertile) by the marginal receptacle.*

### 37. TÆNIOPSIS, *J. Smith, Hook. Journ. Bot.* iv. 67.

TÆNIOPTERIS, *Hooker*; AMPELOPTERIS, *Klotzsch*; CUSPIDARÆ sp., *Fée*; DICRANOGLOSSI sp., *J. Smith*; TÆNITIDIS (§ CHILOGRAMMATICIS) sp., *Blume*; VITTARIÆ sp., *Auct.*; PTEROPSISIDIS sp., *Desvaux*; PTERIDIS sp., *Linnaeus*.

*Sori* non-indusiate, linear, continuous; the *receptacles* sub-marginal, immersed or superficial. *Veins* simple or forked from a central costa; *venules* parallel, combined at or near their apices (only where fertile) by the transverse, i.e., the longitudinal receptacle, otherwise free.

Fronds simple or lobate, coriaceous; the veins obscure. Rhizome short creeping, or tufted.—We include in this genus all the vittarioid species in which the sori is not placed in a distinct extrorse-marginal furrow.

Ex.: <i>T. lineata</i> , <i>J. Sm.</i>	<i>T. Forbesii</i> ( <i>Tæniopteris</i> , <i>Hook.</i> )
<i>T. stipitata</i> ( <i>Vittaria</i> , <i>Kze.</i> )	
<i>T. furcata</i> ( <i>Pteris</i> , <i>Lin.</i> )	
	<i>T. zeylanica</i> , ( <i>Vittaria</i> , <i>Fée.</i> )
	<i>T. tricuspidata</i> ( <i>Pteris</i> , <i>Lin.</i> )

#### § VITTARIÆ.

### 38. VITTARIA, *Smith, Mem. Acad. Turin.* v. 413, t. 9.

RUNCINARIA, *Müller*; ARISTARIA, *Müller*; PARENCHYMARIA, *Müller*.

*Sori* non-indusiate, linear, continuous; the *receptacles* lying in  
[*March*, 1857.]

an extrorse-marginal furrow, i.e., a groove open exteriorly in the extreme margin of the frond. *Veins* obscure, simple, combined at their apices by the receptacle.

Fronds simple and coriaceous, narrow-elongated and grass-like. Rhizome short, creeping, or tufted.—A group quite distinct in technical characters, but closely approached in aspect by some of the narrow-fronded species of *Teniopsis*. The fronds are mostly long and very narrow, like stiff blades of grass.

Ex.: *V. rigida*, *Klfs.* | *V. isœtifolia*, *Bory.*  
*V. zosteræfolia*, *Bory.* | *V. anodontolepis*, *Fée.*

### § LINDSÆÆÆ.

(a) *Veins free (except where combined by the receptacle.)*

**39. LINDSÆA**, *Dryander*, *Trans. Lin. Soc. Lond.* iii. 40, t. 7—10; *Smith, Mem. Acad. Turin.* v. 413.

*ISOLOMA*, *J. Smith*; *LINDSAYNIUM*, *Fée*; *LINDSAYA*, *Kaulfuss*; *ADIANTI* sp., *Auct.*; *VITTARIÆ* sp., *Auct.*; *WIBELLÆ* sp., *Fée*; *DAVALLIÆ* sp., *Spreng.*

*Sori* indusiate, linear or oblong, continuous or interrupted; the *receptacle* sub-marginal. *Indusium* membranaceous, equalling or shorter than the margin of the frond, opening on the exterior side. *Veins* ecostate and flabellately forked, or forked from a central costa; *venules* straight, combined at their apices by the receptacle, otherwise free; sometimes thickened at their apices.

Fronds herbaceous or sub-coriaceous, simple pinnate or bi-tri-pinnate; the pinnæ (or pinnules) sometimes articulate, dimidiate or equal-sided; fertile only on the upper margin, or on both margins. Rhizome creeping.—In *Lindsaynium* the veins coalesce with a thickened margin, not a marginal vein. *Isoloma* has a central costa, articulated pinnæ, and clavate veins, but cannot be separated without also involving the separation of the isomerous *Adianti*.

§ *Isoloma*.—Divisions of the frond isomerous, with a midrib.

Ex.: *L. lanuginosa*, *Wall.* | *L. divergens*, *Hk. and Gr.*  
*L. Walkeræ*, *Hook.*

§ *Eulindsæa*.—Divisions of the frond flabellate or dimidiate, ecostate.

Ex.: *L. reniformis*, *Dryand.* | *L. microphylla*, *Sw.*  
*L. quadrangularis*, *Raddi.* | *L. retusa*, *Mett.*

(b) *Veins reticulated, without free included veinlets.*

**40. SCHIZOLOMA**, *Gaudichaud, Freycinet's Voy.* 378, t. 16—18.

PERICOPTIS, *Wallich Hb.*; SYNAPHEBIUM, *J. Smith*; (*Synphlebium, Fée*); DIELLIA, *Brackenridge*; LINDSÆE sp., *Auct.*; PTERIDIS sp., *Auct.*; ADIANTI sp., *Auct.*; DAVALLÆ sp., *Hooker*.

*Sori* indusiate, linear or oblong, continuous or interrupted; the *receptacles* sub-marginal. *Indusium* membranaceous, equalling or shorter than the margin of the frond, opening on the exterior side. *Veins* ecostate, or forked from a central costa; *venules* anastomosing in elongated oblique areoles, without free included veinlets, the marginal ones combined by the transverse receptacle.

Fronds herbaceous, simple lobed or pinnate, rarely bi-pinnate; pinnæ or pinnules equal-sided or dimidiate, fertile on the upper margin only, or on both margins. Rhizome creeping.—This genus differs from *Lindsæa* only in its simply reticulated venation. In the species referred to *Diellia*, the sori are constantly short and distinct; but this peculiarity, disregarded in *Adiantum*, cannot here be admitted to be of generic value.

§ *Euschizoloma*.—Divisions of the frond isomerous, with a midrib.

Ex.:	S. ensifolium, <i>J. Sm.</i>		S. Guerinianum, <i>Gaud.</i>
	S. Fraseri, <i>Fée.</i>		S. falcatum ( <i>Diellia, Brackenridge.</i> )
	S. Griffithianum, <i>Fée.</i>		S. erectum ( <i>Diellia, Brackenridge.</i> )

§ *Synphlebium*.—Divisions of the frond dimidiate, the costa excentric or wanting.

Ex.:	S. propinquum ( <i>Lindsæa, Hk.</i> )		S. recurvatum ( <i>Lindsæa, Wall.</i> )
	S. davallioides ( <i>Lindsæa, Bl.</i> )		S. Pickeringii ( <i>Synaphlebium, Brack.</i> )

(c) *Veins compoundly reticulated, with free included veinlets.*

**41. DICTYOXIPHIMUM**, *Hooker, Gen. Fil.* t. 62.

LINDSÆE sp., *Mettenius*.

*Sori* indusiate, linear, continuous; the *receptacles* sub-marginal. *Indusium* not equalling the attenuated margin of the frond. *Veins* compoundly reticulated, sub-uniform, from a central costa, internal; *venules* anastomosing in unequal hexagonal areoles, from which proceed free included simple or forked divaricate *veinlets*, which are thickened at the apex.

Fronds simple, coriaceo-membranaceous, the fertile narrower. Rhizome short, thick, erect.—This genus, though distinct in aspect, presents no technical difference of generic value to distinguish it from *Lindsæa*, except the compound reticulation, and free included branches of its veins, are admitted to be differences thus important. Hence we regard the fact of such a genus being proposed, and admitted, as entirely sanctioning the derivation of generic characters from the venation of ferns.

Ex.: *D. panamense*, *Hook.*

§ ADIANTEÆ.

(a) *Veins free.*

42. ADIANTUM. *Linnaeus, Gen. Pl. 782.*

ADIANTELLUM, *Presl*; APOTOMIA, *Fée*; SYNECHIA *Fée*; MESOPLEURIA, *Moore MS.*; SCOLOPENDRII SP., *Adanson*; PTERIDIS SP., *Auct.*

*Sori* indusiate, transverse marginal, reniform oblong or linear, continuous or interrupted; the *receptacles* seated on the under surface of the indusium, and proceeding from the apices of two or more converging venules. *Indusium* (inverted membranaceous marginal lobe) venulose, sporangiferous beneath on the venules; the receptacles, therefore, resupinate. *Veins* flabelately forked, or forked from a medial costa, the furcations repeated; *venules* parallel, free, continued in the fertile parts into the indusium.

Fronds coriaceous or herbaceous, simple, pinnately or pedately divided, or supradecomposed; pinnæ often articulated, usually dimidiate with the costa wanting. Stipes and rachis ebeneous. Rhizome tufted, or short creeping.—A perfectly natural genus.

§ *Mesopleuria*.—Costa medial; sori linear, elongate, continuous.

Ex.: *A. Wilsoni*, *Hook.* | *A. obliquum*, *Willd.*  
*A. Phyllitidis*, *J. Sm.* | *A. lucidum*, *Sw.*

§ *Synechia*.—Costa wanting; sori elongate, continuous.

Ex.: *A. incisum*, *Pr.* | *A. villosum*, *Lin.*  
*A. pulverulentum*, *Lin.* | *A. varium*, *H. B. K.*

§ *Adiantellum*.—Costa wanting; sori round or oblong.

Ex.: *A. reniforme*, *Lin.* | *A. Capillus-veneris*, *Lin.*  
*A. lunulatum*, *Burm.* | *A. trapeziforme*, *Lin.*  
*A. prionophyllum*, *H. B. K.* | *A. concinnum*, *H. B. K.*

(b) *Veins reticulated.*

43. HEWARDIA, *J. Smith, Hook. Journ. Bot.* iii. 432, t. 16—17.

ADIANTI, sp., *Auct.*

*Sori* indusiate, transverse marginal, linear, continuous; the *receptacles* and *indusium* as in *Adiantum*. *Veins* uniform, reticulated, with or without a costa; *venules* anastomosing in elongated areoles, without included free *veinlets*.

Fronds sub-coriaceous or membranaceous, pinnate bi-pinnate or pedately tri-pinnate. Stipes and rachis ebeneous. Rhizome short creeping?—This genus is distinguished from *Adiantum* by the reticulation of the veins.

§ *Hewardia*.—Costa medial.

Ex.: *H. adiantoides*, *J. Sm.* | *H. dolosa*, *Fée.*  
*H. serrata*, *Fée.*

§ *Isotes*.—Costa wanting, veins equal or uniform.

Ex.: *H. Leprieurii*, *Fée.*

§ CHEILANTHÆ.

(a) *Sori marginal, terminal on the veins.*

44. ADIANTOPSIS, *Fée, Gen. Fil.* 145.

ACTINOPTERIS, *J. Smith*; ASPIDOTIS, *Nuttal MS. (Hook.)*; HYPOLEPIDIS sp., *Hooker*; ADIANTI sp., *Auct.*; CHEILANTHIS sp., *Auct.*

*Sori* indusiate, transverse marginal, oligocarpous, sub-orbicular; the *receptacles* punctiform at the apex of the veins. *Indusium* roundish, thin, membranaceous. *Veins* simple or forked from a central flexuose sometimes indistinct or 'evanescent costa; *venules* free.

Fronds herbaceous, pinnate or bi-tri-pinnate, sometimes pentangular or radiate; pinnules (or pinnæ) articulated or continuous, sometimes sub-dimidiolate. Stipes and rachis ebeneous. Rhizome short, tufted or creeping.—The adianti-cheilanthoid aspect of these plants, rather than any exact technical character, has been thought sufficient to separate them from *Cheilanthes*, and in this view we doubtfully concur. With *Hypolepis* they certainly have less direct affinity than with *Cheilanthes*.

Ex.: *A. capensis*, *Fée.* | *A. radiata*, *Fée.*  
*A. pteroides* (*Cheilanthes*, *Sw.*) | *A. monticola* (*Cheilanthes*, *Gardn.*)  
*A. californica* (*Hypolepis*, *Hk.*) | *A. Schimperii*, (*Cheilanthes*, *Kze.*)

## 45. CHEILANTHES, Swartz, Synop. Fil. 5, 126.

GYMNIA, Hamilton MS., (Don.) ; OTHONOLOMA, Link. ; PHYSAPTERIS, Presl ; MYRIOPTERIS, Fée ; ALEURITOPTERIS, Fée ; ADIANTI SP., Auct. ; ALLOSORI SP., Auct. ; PTERIDIS SP., Auct. ; CASSEBEERÆ SP., J. Smith ; NOTHOCHLÆNÆ SP., Auct. ; HYPOLEPIDIS SP., Auct. ; ACROSTICHI SP., Auct. ; PELLÆ SP., Auct. ; ADIANTOPSISIDIS SP., Fée.

Sori indusiate, transverse marginal, generally on a reflexed tooth or lobule ; normally sub-orbicular, small, distinct, sometimes contiguous, and by lateral confluence, elongate : the receptacles punctiform at the apex of the veins. Indusium membranaceous, or formed of revolute portions of the slightly altered margin, of the same form as the sorus. Veins simple or forked from a central costa ; venules free.

Fronde usually small, pinnate variously pinnatifid or bi-tripinnate ; membranaceous or sub-coriaceous, sometimes pulverulent or densely hairy or scaly beneath. Stipes and rachis generally ebeneous. Rhizome tufted or shortly creeping.—There is usually much confusion as to the species referred by different botanists to the genera *Cheilanthes*, *Pteris*, and *Allosorus*, arising from what we believe to be, an erroneous view of the latter, which is well represented by *A. crispus*, and is essentially polypodioid, with revolute but not indusiate margins. There is no place for an intermediate genus—the *Allosorus* of Presl and authors—between *Cheilanthes* and *Pteris*, for there are but two types of structure referred to these three groups : the sorus is either seated on a punctiform receptacle, which is *Cheilanthes*, or on a linear elongated receptacle, which is *Pteris*. The continuity of the indusium is perfectly immaterial. *Cheilanthes* thus only becomes an intelligible genus. The group *Physapteris*, Presl, (*Myriopteris*, Fée), is distinct in appearance, but does not afford any good distinctive character of generic importance, either in the veins or sori.

§ *Eucheilanthes*.—Segments with distinct or sometimes confluent indusia ; not pouch-shaped.

Ex. : <i>C. micropteris</i> , S .	<i>C. nitidula</i> , Hk.
<i>C. microphylla</i> , S .	
<i>C. farinosa</i> , Ktfs.	
<i>C. arabica</i> , Dcne.	
<i>C. varians</i> , Hook.	
	<i>C. hirta</i> , Sw.
	<i>C. intramarginalis</i> , Hk.
	<i>C. aurantiaca</i> ( <i>Pteris</i> , Cav. ; <i>C. ochracea</i> , Hk.)

§ *Physapteris*.—Segments small, roundish, pouch-shaped, the indusium entire and almost closing over the back.

Ex. : <i>C. lendigera</i> , Sw.	<i>C. elegans</i> , Desv.
<i>C. myriophylla</i> , Desv.	
	<i>C. Feei</i> ( <i>Myriopteris gracilis</i> , Fée.)



**46. HYPOLEPIS, *Bernhardi*, *Schrader's Neues Journ.*  
*Bot.* 1806, i., pt. 2, 5, 34.**

CHEILANTHIS sp., *Auct.*; ADIANTI sp., *Auct.*; LONCHITIDIS sp., *Auct.*;  
DICKSONIÆ sp., *Auct.*; CYSTOPTERIDIS sp., *Presl*; PTERIDIS sp., *Labil-*  
*lardiere*.

*Sori* indusiate, transverse marginal, sub-orbicular, distinct; the *receptacles* punctiform at the apex of the veins, generally occupying the axils of the lobes. *Indusium* sub-orbicular, more or less membranaceous, oblique. *Veins* simple or forked from a central costa; *venules* free.

Fronds generally large, herbaceous, bi-tri-quadri-pinnate. Rhizome extensively creeping.—Somewhat wanting in technical differences from both *Cheilanthes* and *Adiantopsis*, yet obviously unlike either, and marked by the long creeping rhizomes, and generally by the axillary position of the sori in reference to the segments of the pinnules.

Ex. : <i>H. tenuifolia</i> , <i>Bernh.</i>	<i>H. nigrescens</i> , <i>Hook.</i>
<i>H. distans</i> , <i>Hook.</i>	
<i>H. parallelogramma</i> , <i>Pr.</i>	
	<i>H. rugulosa</i> , <i>Hook.</i> : non <i>J. Sm.</i>
	<i>H. stenophylla</i> ( <i>Cheilanthes</i> , <i>Kze.</i> )

(b) *Sori* slightly intramarginal, terminal on the veins.

**47. CASSEBEERA, *Kaulfuss*, *Enum.*, *Fil.* 216.**

CASSEBEERIA, *Auct.*; ADIANTI sp., *Lamarck*; PTERIDIS sp., *Mettenius*.

*Sori* indusiate, transverse, slightly intramarginal, sub-orbicular or elliptic; generally combined in pairs on the emarginate lobes, single when the lobes or crenatures are entire; the *receptacles* of each sorus seated "on the termination of two veinlets," (*Hk.*): punctiform distinct, (*ex Icon. Fée*): combining the *venules*, (*ex Icon. Metten.*) *Indusium* of the same form as the sorus, membranaceous, inserted within the reflexed margin of the soriferous lobes. *Veins* internal, quite obscure, forked; in the less divided species proceeding from a central costa; *venules* free.

Fronds coriaceous, tripartite pinnate or bi-pinnate. Stipes and rachis ebeneous. Rhizome short, horizontal.—A well-marked genus, essentially distinguished by the somewhat intra-

marginal twin fructifications, which though not universally double, are commonly so.

Ex.: *C. pinnata*, *Klfs.* | *C. gleichenioides*, *Gardn.*  
*C. triphylla*, *Klfs.* | *C. petiolata*, *Fée.*

(d) *Sori intramarginal, medial on the veins.*

#### 48. PLECOSORUS, *Fée, Gen. Fil.* 150.

CRYPTOSTIGMA, *A. Braun MS.*; CHEILANTHIS sp., *A. Braun olim*, and *Auct.*

*Sori* (spuriously) indusiate, i.e., covered by the continuously inflexed slightly attenuated or scarioso margin of the segments; rotundate, intramarginal, seated among hair-like scales, becoming effuse; the *receptacles* prominent, medial. *Veins* forked from a central costa, indistinct; *venules* free.

Fronds large, pinnato-pinnatifid, densely scaly beneath.—The ferns referred to this group differ from *Cheilanthes* in having distinctly intramarginal medial, instead of marginal terminal sori. They approach very near to *Jamesonia*, in company with which they might perhaps be placed without violence to nature. We retain them among the *Cheilantheæ*, in consequence of the transverse marginal—though scarcely more than spurious—indusium, which is analogous to what occurs in some species of *Cheilanthes*.

Ex.: *P. peruvianus*, *Fée.* | *P. speciosissimus* (*Cheilanthes*, *A.Br.*)

#### § PTERIDÆ.

(a) *Veins free.*

#### 49. ONYCHIUM, *Kaulfuss, Berl. Jahrb. Pharm.* 45; *Id. Enum. Fil.* 144, t. 1.

LEPTOSTEGIA, *D. Don*; TRICHOMANIS sp., *Thunberg*; CÆNOPTERIDIS sp., *Thunberg*; DARÆ sp., *Willdenow*; PHOROLOBI sp., *Desvauz*; CHEILANTHIS sp., *Auct.*; ALLOSORI sp., *Presl*; PTERIDIS sp., *Auct.*; LOMARIÆ sp., *Auct.*; LOMARIOBOTRYDIS sp., *Fée*; ASPLENII sp., *Kunze.*

*Sori* indusiate, linear (or oblong) transverse marginal or submarginal; the *receptacles* continuous. *Indusium* linear (or oblong), membranaceous, usually opposite, and while young

connivent over the narrow ultimate segments. *Veins* (sterile) simple and costæform in the ultimate segments; or (fertile) pinnate from a central costa, the few branches united near the margin by the transverse receptacle.

Fronds bi-pinnately or decompoundly pinnatisected, sometimes sub-membranaceous, usually with small narrow segments. Rhizome creeping.—A small group of elegant ferns, with decompound fronds, and small ultimate segments, the fertile parts soriferous along the margins.

Ex.: *O. auratum*, *Klfs.* | *O. lucidum*, *Spr.*  
*O. strictum*, *Kze.* | *O. melanolepis*, *Kze.*

## 50. OCHROPTERIS, *J. Smith, Hook. Journ. Bot.* iv. 158.

*ADIANTI* sp., *Swartz*; *CHEILANTHIS* sp., *Bory*; *CASSEBERE* sp., *A. Braun Hb.*, (*Fée*); *PTERIDIS* sp., *Mettenius*.

*Sori* indusiate, transverse marginal, oblong or sub-orbicular, occupying the apices of the lobes; the *receptacle* transversely combining the apices of from two to four converging venules. *Indusium* of the same form, consisting of the reflexed scarcely altered margin. *Veins* forked from a central costa; *venules* free.

Fronds large, decompound, coriaceous. Stipes and rachis pallid. Rhizome short decumbent.—A genus of large compound ferns, with slight, technical characters to distinguish it from *Pteris*, beyond the comparative shortness of the sori.

Ex.: *O. pallens*, *J. Sm.*

## 51. HAPLOPTERIS, *Presl, Tent. Pterid.* 141.

*PTERIDIS* sp., *Bory*; *TENIOPSISIDIS* sp., *J. Smith*; *PTEROPSISIDIS* sp., *Desvaux*; *VITTABLE* sp., *Mettenius*.

*Sori* indusiate, linear, continuous, on a transverse marginal *receptacle*. *Indusium* broad firm marginal, inflexed, i.e. opening on the inner side (pteroid). *Veins* simple, from a central costa, remote, internal, combined in the fertile fronds by the receptacle.

Fronds simple, coriaceous, fasciculate. Rhizome sub-globose.—The internal dehiscence of the indusium at once distinguishes this from the *Vittariæ*, while the presence of the indusium equally separates it from the *Tenitidæ*, with each of which it has

been associated. The authentic specimens we have examined, (*Hb. Heward*), seem to have more structural accordance with the *Pterideæ*, though their aspect is certainly vittarioid.

Ex. : *H. scolopendrina*, *Presl.*

## 52. PTERIS, *Linnæus*, *Gen. Pl.* 780.

THELYPTERIS, *Adanson*; OETOSIS, *Necker*; CINCINALIS, *Gleditsch*; MONOGONIA, *Presl*; EUPTERIS (1), *Agardh*; ORNITHOPTERIS, *Agardh*; PTERIDOPSIS, *Link*; EUPTERIS (2), *Newman*; LYTONEURON, *Klotzsch*; PYCNODORIA, *Presl*; LONCHITIDIUM, *Fée*; ALLOSORI sp., *Presl*; PHOROLOBI sp., *Desvaux*; CASSEBERGÆ sp., *J. Smith*; PELLÆE sp., *Fée*; CEBILANTHIS sp., *Kunze*; LONCHITIDIS sp., *Linnæus*; DORYOPTERIDIS sp., *Klotzsch*; PLATYLOMATIS sp., *J. Smith*.

*Sori* indusiate, marginal, linear, continuous or interrupted; the *receptacles* linear transverse, uniting the apices of the veins. *Indusium* of the same form, membranaceous. *Veins* simple or forked from a central costa; *venules* free.

Fronds varying from pedate to decomposed, often large, herbaceous or coriaceous. Rhizome short erect, or creeping, sometimes much elongated.—An extensive genus, comprising species of greatly varied aspect.

§ *Eupteris*, *Agardh*.—Vernation terminal.

Ex. : <i>P. geraniifolia</i> , <i>Raddi</i> .	<i>P. semipinnata</i> , <i>Lin.</i> <i>P. scaberula</i> , <i>Richard.</i> <i>P. gracilis</i> , <i>Fée.</i> <i>P. hastata</i> , <i>Sw.</i> <i>P. calomelanos</i> , <i>Sw.</i>
<i>P. longifolia</i> , <i>Lin.</i>	
<i>P. crenata</i> , <i>Sw.</i>	
<i>P. aspericaulis</i> , <i>Wall.</i>	
<i>P. tremula</i> , <i>Brown.</i>	

§ *Ornithopteris*, *Agardh*.—Vernation lateral.

Ex. : <i>P. aquilina</i> , <i>Lin.</i>	<i>P. esculenta</i> , <i>Forst.</i>
--	-------------------------------------

(b) *Lower veins only arcuately anastomosing.*

## 53. CAMPTERIA, *Presl*, *Tent. Pterid.* 146.

PTERIDIS sp., *Auct.*; LITOBROCHLÆ sp., *Auct.*

*Sori* indusiate, marginal, linear, continuous; the *receptacles* linear transverse, uniting the apices of the veins. *Indusium* of the same form, membranaceous. *Veins* simple or forked from a central costa, the lowest pair only arcuately anastomosing, forming a series of elongated costal areoles; *venules* free.

Fronds herbaceous, large, pedately-branched or bi-pinnate. Rhizome short, erect.—The only distinction between *Campteria* and *Pteris* consists in the constant presence of arcuate costal areoles in the former, while the veins in the latter are wholly free, except where combined at the margin by the receptacle. The difference is slight; it is nevertheless analogous to the structure which is mainly characteristic of *Hemitelia* and *Pleocnemia*; and is at least more marked than the mere confluence of the veins, as occurs in *Goniopteris*: by which latter character only the last-named genus has been distinguished by botanists who do not usually recognize the differences of venation as important. *Campteria* becomes a useful intermediate group between *Pteris* and *Litobrochia*.

Ex.: *C. baurita*, *Hook.* | *C. heterophlebia* (*Pteris*, *Kze.*)  
*C. pseudo-lonchitis*, *Presl.* | *C. Gardneri* (*Litobrochia*, *Fée.*)

(c) *Veins uniformly reticulated, without free included veinlets.*

#### 54. LONCHITIS, *Linnaeus*, *Gen. Pl.* 781.

PTERIDIS sp., *Mettenius*.

*Sori* indusiate, marginal, narrow, lunately-linear in the sinuses of the lobes and lobules (sometimes also continued along their margins); the *receptacles* transversely uniting the apices of several converging venules. *Indusium* of the same form, membranaceous. *Veins* reticulated, with a central costa, the lowest branches forming one series of elongated costal areoles, the remaining *venules* anastomosing in several series of oblique irregular hexagonal areoles.

Fronds large, herbaceous, bi-tri-pinnate. Rhizome thick, subglobose.—Large, coarse, herbaceous ferns; sometimes by the elongation of their *sori* approaching to *Pteris*; nevertheless tolerably well defined and recognisable.

Ex.: *L. pubescens*, *Willd.* | *L. glabra*, *Bory.*  
*L. natalensis*, *Hook.* | *L. madagascariensis*, *Hook.*

#### 55. LITOBROCHIA, *Presl*, *Tent. Pterid.* 148.

HISTIOPTERIS, *Agardh*; DORYOPTERIS, *J. Smith*; HETTEROPHLEBIUM, *Fée*;  
 PTERIDIS sp., *Auct.*; POLYPODIUM sp., *Auct.*; ACROSTICHI sp., *Auct.*;  
 CHEILANTHIS sp., *Auct.*; LONCHITIDIS sp., *Linnaeus*.

*Sori* indusiate, marginal, linear, continuous; the *receptacles* linear transverse, uniting the apices of the veins. *Indusium* of the same form, membranaceous. *Veins* simple or forked from a central costa, uniformly reticulated, evident or obscure, the hexagonal simple areoles universal; or, rarely, the basal portion of the veins parallel.

Fronds herbaceous or coriaceous, simple pedate palmate pinnate or bi-tri-pinnate. Rhizome short, erect or creeping.—We have not considered the venation of the § *Heterophlebia* as sufficiently different from that which is typical of this genus to necessitate its removal; and assuredly that of the § *Doryopteris* is not.

§ *Heterophlebia*.—Veins evident, parallel below, closely reticulated near the margin.

Ex.: *L. grandifolia*, *J. Sm.*

§ *Eulitobrochia*.—Veins evident, uniformly reticulated.

Ex.: <i>L. denticulata</i> , <i>Presl.</i>		<i>L. Beecheyana</i> ( <i>Pteris</i> , <i>Agardh.</i> )
<i>L. splendens</i> , <i>Presl.</i>		<i>L. vespertilionis</i> , <i>Presl.</i>
<i>L. comans</i> , <i>Presl.</i>		<i>L. macroptera</i> , <i>J. Sm.</i>

§ *Doryopteris*.—Veins obscure, uniformly reticulated.

Ex.: <i>L. sagittæfolia</i> , <i>Presl.</i>		<i>L. hederacea</i> , <i>Presl.</i>
<i>L. pedata</i> , <i>Presl.</i>		<i>L. palmata</i> , <i>Presl.</i>
<i>L. dura</i> ( <i>Pteris</i> , <i>Willd.</i> )		<i>L. articulata</i> , <i>Presl.</i>

(d) *Veins compoundly reticulated, with included free veinlets.*

## 56. AMPHIBLESTRA, *Presl, Tent. Pter.* 150.

*PTERIDIS* sp., *Auct.*

*Sori* indusiate, marginal, linear, continuous or interrupted; the *receptacles* linear, uniting the marginal veinlets. *Indusium* narrow, membranaceous. *Veins* pinnate from a central costa, prominent; *venules* compoundly anastomosing, forming transversely arcuate primary areoles, and irregular sub-hexagonal secondary ones; and having variously directed straight or incurved free included *veinlets*.

Fronds ample, membranaceous, tripartite. Rhizome short erect?—A large pteroid fern, with the compound anastomosing venation and aspect of true *Aspidium*.

Ex.: *A. latifolia*, *Presl.*

## § WOODWARDIÆ.

57. WOODWARDIA, *Smith, Mem. Acad. Turin, v. 411, t. 9.*

DOODIA, *E. Brown*; DOODYA, *Auct.*; LORINSEEA, *Presl*; ANCHISTEA, *Presl*; ACROSTICHI sp., *Auct.*; ONOCLEÆ sp., *Auct.*; OSMUNDÆ sp., *Auct.*; BLECHNI sp., *Auct.*

*Sori* indusiate, linear-oblong or shorter and sublunate near the costa; the *receptacles* seated on the transverse anastomosing veins. *Indusium* plane or convex. *Veins* uniform; the lower ones arcuately anastomosing, forming elongated costal areoles (one or more series); the marginal *venules* free.

Fronds pinnatifid pinnate or pinnato-pinnatifid. Rhizome short, erect or decumbent, or elongate creeping.—This genus has considerable affinity, on the one hand, with the *Lomariæ*, and on the other with *Brainea*, which latter, on account of its short transverse naked sori, we refer to *Menisciæ*. The two groups into which its species are disposed, have little to distinguish them, the immersed and superficial sori being the principal differences—characters which, in other instances, are not held to be of generic value.

§ *Woodwardia*.—*Sori* immersed; indusia vaulted, straight.

Ex.: *W. radicans*, *Sm.* | *W. areolata* (*W. angustifolia*, *Sm.*)  
*W. virginica*, *Sm.* | *W. japonica*, *Sm.*

§ *Doodia*.—*Sori* superficial; indusia convex, sublunate.

Ex.: *W. caudata*, *Cav.* | *W. media*, *Fée*; (*D. media*, and *lunata*, *Br.*)  
*W. aspera*, *Fée.* | *W. blechnoides*, *Fée.* [lata, *Br.*]

## § MENISCIÆ.

(a) *Veins* arcuately anastomosing, forming costal areoles; *venules* free.

58. BRAINEA, *J. Smith, Catalogue of Kew Ferns, 1856, 5.*

BOWRINGIA, *Hooker*, non *Champion*,

*Sori* non-indusiate, short, transverse, curved; the *receptacles* seated on the arcuate costal veins, and often extending more or less up the parallel oblique free *venules*; at length, irregularly

[*March, 1857.*]

confluent. *Veins* arcuately anastomosing at the base, forming costal areoles; *venules* simple or forked, parallel; connivent with the thickened margin.

Fronds rigid sub-coriaceous, pinnate, becoming pinnato-pinnatifid. Rhizome arborescent, three or four feet high.—This elegant and interesting tree fern strongly resembles *Sadleria*, a genus of *Lomariæ*, the differences being that it has short, instead of elongated sori, which are quite naked instead of being indusiate, and are sometimes continued up the oblique veins, instead of being strictly confined to the costal line. It seems to us to connect the *Lomariæ*, through *Woodwardiæ*, with the *Menisciæ*, among which we place it in consequence of its short, transverse, naked sori.

Ex.: *B. insignis*, *J. Sm.* (*Bowringia*, *Hook.*)

(b) *Venules regularly anastomosing transversely between the pinnate parallel veins.*

## 59. MENISCIUM, *Schreber, Lin. Gen. Pl. ed. 8., ii. 757.*

POLYPODII sp., *Linnaeus*; ASPLENI sp., *Jacquin.*

*Sori* non-indusiate, linear-oblong, curved, often becoming confluent; the *receptacles* seated on the transverse parallel-curved *venules*, between the primary veins. *Veins* pinnate from a central costa, prominent; *venules* angularly or arcuately anastomosing between the veins, producing an excurrent free sterile *veinlet* from the apex of the arc or angle.

Fronds herbaceous or sub-coriaceous, simple or pinnate. Rhizome creeping.—A tolerably well-marked genus; nevertheless sometimes approaching the *Acrosticheæ* by the partial contraction of the fertile fronds, and the consequent crowding of the sori. It is connected with the *Polypodiæ*, through those species of *Goniopteris* which have two contiguously-placed series of sori between their principal veins. One of the most remarkable species is the *M. giganteum* of Mettenius, from Peru, which has large simple fronds crowded with sori.

Ex.: *M. triphyllum*, *Sw.*  
*M. reticulatum*, *Schreb.*  
*M. longifrons*, *Wall.*

| *M. giganteum*, *Mett.*  
 | *M. cuspidatum*, *Bl.*  
 | *M. salicifolium*, *Wall.*



(c) *Venules irregularly anastomosing, with free included veinlets.*

## 60. DRYOMENIS, *Fée, Gen. Fil.* 225.

PHYTOGENIA, *J. Smith Hb.*, olim.; DRYNARIÆ sp., *J. Smith.*

*Sori* non-indusiate, short oblong, transverse, in two series between the primary veins; the *receptacles* seated on the transverse venules. *Veins* pinnate, from a central costa; *venules* transverse united by a zigzag vein, forming (in the fertile one series, in the sterile a secondary series also, of) irregular areoles, from which proceed (rarely in the fertile, copiously in the barren fronds,) free included veinlets, variously directed.

Fronds pinnate, herbaceous, the fertile taller and sub-contracted. Rhizome thick, decumbent.—A plant originally referred to the *Polypodiæ* by Mr. Smith; but its transverse sori bring it into association with *Meniscium* in our arrangement.

Ex.: *D. menisciocarpon* (*Drynaria, J. Sm.*; *Dryomenis phymatodes, Fée.*)

### § ASPLENIÆ.

(a) *Indusia simple distinct.*

\* *Veins free.*

## 61. ACTINIOPTERIS, *Link, Fil. Sp.* 73, 79.

BELVISIÆ sp., *Mirbel*; ASPLENI sp., *Auct.*; BLECHNI sp., *Presl*; ACROSTICHI sp., *Auct.*; PTERIDIS sp., *Auct.*; ACROPTERIDIS sp., *Fée.*

*Sori* indusiate, linear, elongate; the *receptacles* marginal in the contracted rachiform segments, lateral on the veins (which are few, and longitudinal). *Indusium* plane, membranaceous, opening on the inner side. *Veins* few, simple, nearly parallel, from an indistinct costa; the basal and external ones sub-marginal, soriferous.

Fronds flabellately-partite, the segments rachiform hardly foliaceous, with few veins and marginal sori. Rhizome sub-globose.—Curious little palm-like ferns. The sori here, though marginal and apparently pteroid, are really parallel with, and lateral on the veins. They must therefore be placed among the *Aspleniæ*, where they form a sufficiently distinct group, related to *Asplenium* through *A. septentrionale*.

Ex.: *A. australis, Lk.*

| *A. radiata, Lk.*

62. ASPLENIUM, *Linnaeus, Gen. Pl. 783.*

PHYLLITIS, *Mönch*; ONOPTERIS, *Necker*; CERNOPTERIS, *Bergius*; DARÆA, *Jussieu*; ACROPTERIS, *Link*; AMESIUM, *Newman*; HOMALONBUBON, *Klotzsch*; TARACHIA, *Presl*; BRACHYSORUS, *Presl*; HYPOCHLAMYS, *Fée*; DARÆASTRUM, *Fée*; ALLANTODIÆ SP., *R. Brown*; ATHYRII SP., *Auct.*; POLYPODII SP., *Auct.*; ASPIDIÏ SP., *Auct.*; SCOLOPENDRIÏ SP., *Roth*; DIPLAZIÏ SP., *Auct.*; ACROSTICHI SP., *Linnaeus*; BLECHNI SP., *Auct.*

*Sori* indusiate, linear short or elongate, oblique; the *receptacles* lateral on the anterior side of the veins. *Indusium* linear membranaceous, plane or fornicate. *Veins* simple or forked from a central costa, (sometimes single and costæform in the ultimate narrowly-cut segments); or forked from the base of the segments, the costa being evanescent or wanting; *venules* parallel, direct, free.

Fronds coriaceous, herbaceous or membranaceous; rarely rachiform; simple lobed pinnate or variously decompose; the rachis or veins not rarely proliferous. *Sori* usually on the anterior side of the venules, but often inverse in the basal auricles, sometimes diplazioid. Rhizome short erect or decumbent, sometimes stoloniferous. — A very extensive and varied genus, yet not presenting definite or sufficient characters by which it might be broken up. The sections indicated below are distinct enough in their typical species, but merge more or less into each other through other species of intermediate character. In the §§ *Euasplenium*, *Acropteris*, and *Daræa*, the indusium is flat, plane; while in § *Allantodia* it is arched or vaulted.

§ *Euasplenium*.—*Sori* oblong or linear; veins simple or forked from a costa, and divergent at a broad or obtusish angle; or dimidiately-furcate; fronds usually 1- sometimes 2- 3- pinnate, or simple.

- |      |                               |  |
|------|-------------------------------|--|
| Ex.: | <i>A. serratum, Lin.</i>      | <i>A. Hemionitis, Lin. (A. palmatum, Lam.)</i> |
|      | <i>A. marinum, Lin.</i>       |  |
|      | <i>A. auricularium, Desv.</i> |  |
|      | <i>A. lanceolatum, Huds.</i>  |  |
|      | <i>A. nitens, Sw.</i>         |  |
|      | <i>A. dimidiatum, Willd.</i>  |  |
|      |                               | <i>A. alatum, H. et B.</i>                     |
|      |                               | <i>A. elongatum, Sw.</i>                       |
|      |                               | <i>A. Petrarchæ, DC.</i>                       |
|      |                               | <i>A. pseudo-nitidum, Raddi.</i>               |
|      |                               | <i>A. heterocarpum, Wall.</i>                  |

§ *Acropteris*.—*Sori* linear; veins flabellato-furcate without a costa; or simple or forked, and diverging at a very acute angle from an evanescent costa; fronds 1- 2- 3- pinnate.

- |      |                                   |  |
|------|-----------------------------------|--|
| Ex.: | <i>A. cuneatum, Lam.</i>          | <i>A. dimidiatum, Sw. (A. zamiaefolium</i> |
|      | <i>A. laserpitiiifolium, Lam.</i> |  |
|      | <i>A. septentrionale, Lin.</i>    |  |
|      |                                   | <i>A. præmorsum, Sw. [Lodd.]</i>           |
|      |                                   | <i>A. Ruta-muraria, Lin.</i>               |

§ *Daræa*.—Sori oblong; veins mostly simple in the (usually) unisoriferous ultimate segments; indusium continued on to the parenchyma at both ends; fronds 2-3-pinnate.

- |   |   |
|---|---|
| <p>Ex.: <i>A. brachypterum</i>, <i>Kze.</i><br/> <i>A. cicutarium</i>, <i>Sw.</i><br/> <i>A. myriophyllum</i>, <i>Presl.</i><br/> <i>A. bulbiferum</i>, <i>Forst.</i></p> | <p><i>A. Veitchianum</i> (<i>A. Belangeri</i>, <i>Kze.</i>, non <i>Bory</i>; <i>Daræa Belangeri</i>, <i>Bory.</i>)<br/> <i>A. dimorphum</i>, <i>Kze.</i> (<i>A. diversifolium</i>, <i>A. Cunn.</i>)</p> |
|---|---|

§ *Allantodia*.—Sori short oblong, often basal; the indusium fornicate; veins simple or forked from a costa; fronds 2-3-pinnate.

- |   |  |
|---|--|
| <p>Ex.: <i>A. assimile</i>, <i>Endl.</i><br/> <i>A. axillare</i>, <i>Webb et Berth.</i><br/> <i>A. australe</i> (<i>Allantodia</i>, <i>R.Br.</i>)</p> | <p><i>A. Aitoni</i> (<i>Polypodium</i>, <i>Ait.</i>; <i>A. umbrosum</i>, <i>J. Sm.</i> non <i>Klfs.</i>)<br/> <i>A. conchatum</i> (<i>Athyrium</i>, <i>Fée.</i>; <i>Hypochlamys pectinata</i>, <i>Fée.</i>)<br/> <i>A. basilare</i> (<i>Athyrium</i>, <i>Fée.</i>; <i>Diplazium brevisorum</i>, <i>J. Sm.</i>)</p> |
|---|--|

**63. ATHYRIUM**, *Roth, Tent. Fl. Germ.* iii. 58 (reduct.); *Presl, Tent. Pterid.* 97.

SOLENOPTERIS, *Zenker*; ASPLENI SP., *Auct.*; ASPIDI SP., *Auct.*; DIPLAZII SP., *Auct.*; ALLANTODIÆ SP., *Auct.*; CYSTOPTERIDIS SP., *Auct.*; POLYPODII SP., *Auct.*; NEPHRODII SP., *Auct.*; DARÆÆ SP., *Auct.*; TECTARLÆ SP., *Cavanilles*; LASTRÆ SP., *J. Smith.*

Sori indusiate, short oblong-lunate, or unequally or sometimes equally hippocrepiform; the receptacles on the anterior or sometimes also crossing and returning along the posterior side of the veins. *Indusium* of the same form, often lacerate-fimbriate. *Veins* simple or forked from a central costa; *venules* free, sometimes pinnate.

Fronds herbaceous, bi-tri-pinnate. Sori more or less generally, the basal ones usually, rarely nearly all, arcuate. Rhizome short, erect or creeping.—Neither the short sori, nor the fringed indusia of this genus, though sometimes relied on, are sufficient to distinguish it from *Asplenium*, the latter being too trivial, and the former too variable and indefinite a feature, unaccompanied moreover by any fixed habit. But the occurrence of hippocrepiform sori, more or less numerous, is abundantly distinctive, and indicates a tendency towards the structure of *Lastrea*. The curved sori sometimes only just cross the vein at one end, but are often continued some distance down the opposite side.

- |   |  |
|---|--|
| <p>Ex.: <i>A. Filix-fœmina</i>, <i>Bernh.</i><br/> <i>A. scandicinum</i>, <i>Presl.</i><br/> <i>A. crenatum</i>, <i>Euprecht.</i><br/> <i>A. nigripes</i> (<i>Aspidium</i>, <i>Bl.</i>)<br/> <i>A. oxyphyllum</i> (<i>Polypodium</i>, <i>Wall</i>; <i>Lastrea eburnea</i>, <i>J. Sm.</i>)</p> | <p><i>A. pectinatum</i>, <i>Presl.</i><br/> <i>A. costale</i> (<i>Aspidium</i>, <i>Bl.</i>)<br/> <i>A. Hohenackerianum</i> (<i>Allantodia</i>, <i>Kze.</i>)<br/> <i>A. decurtatum</i>, <i>Presl.</i></p> |
|---|--|

\* \* *Veins parallel transversely combined by a marginal vein.*

**64. THAMNOPTERIS**, *Presl, Tent. Pterid.* 105 (§); *Id. Epim. Bot.* 68.

NEOTTOPTERIS, *J. Smith*; ASPLENI sp., *Auct.*

*Sori* indusiate, linear elongate, parallel, oblique; the *receptacles* lateral, anterior. *Indusium* narrow linear, membranaceous, plane. *Veins* simple or forked from a central costa; *venules* approximate, parallel, united at their apices by a continuous slightly arcuate marginal vein.

Fronds simple, coriaceous, often robust. Rhizome short, thick, erect.—A well-marked group, characterised by having a sub-marginal vein uniting the apices of the oblique veins, and by the long narrow crowded sori.

Ex.: *T. Nidus*, *Presl.*  
*T. Phyllitidis*, *Presl.*  
*T. musæfolia*, *Presl.*

| *T. stipitata*, *Presl.*  
| *T. Simonsiana* (*Asplenium*, *Hk.*)  
| *T. Grevillii* (*Asplenium*, *Wall.*)

\* \* \* *Veins reticulated, their apices combined by a marginal vein.*

**65. HÆMIDICTYUM**, *Presl, Tent. Pterid.* 110.

ASPLENIDICTYON, *J. Smith*; ASPLENI sp., *Auct.*; TARACHIA sp., *Presl*; DIPLAZII sp., *Hort.*

*Sori* indusiate, linear elongate, parallel, oblique; the *receptacles* lateral anterior. *Indusium* narrow, membranaceous, plane. *Veins* simple or forked from a central costa; *venules* parallel at the base, reticulated towards the margin, forming trapezoid or elongated areoles, their apices arcuately combined, or connected by a continuous straight marginal veinlet.

Fronds coriaceous or thin herbaceous, pinnate, sometimes large. Rhizome thick, erect.—The typical species is a large fern with fronds of delicate texture. Both groups have the veins parallel and distinct near the costa, and reticulated near the margin; the one having, and the other wanting a straight marginal vein.

§ *Hæmidictyum*.—Marginal connecting veinlet straight.

Ex.: *H. marginatum*, *Presl.*

§ *Asplenidictyum*.—Marginal veinlets arcuately connected.

Ex.: *H. Purdieanum* (*Asplenium*, *Hk.*) | *H. Finlaysonianum* (*Asplenium*, *Wall.*)

\*\*\* *Veins reticulated, the marginal veinlets free.*

**66. ALLANTODIA**, *R. Brown, Prod. Fl. Nov. Holl.* 149  
(reduct.); *Id. Wallich, Pl. Asiat. Rar.* 44, t. 52.

ASPLENII sp., *Mettenius*: HÆMIDICTYI sp., *Presl.*

*Sori* indusiate, oblong-cylindrical; the *receptacles* sub-lateral anterior on the basal part of the veins. *Indusium* membranaceous, fornicate, at first involving the sorus, at length reflexed. *Veins* simple, parallel at the base and there soriferous, becoming forked and reticulated in elongated areoles towards the margin; the ultimate *veinlets* free, clavate, terminating within the margin.

Fronds pinnate, tender, herbaceous. Rhizome decumbent? The original species of *Allantodia* are not distinct from the short tumid-fruited species of *Asplenium*. In the present plant, also referred to *Allantodia* by the author of the genus, (whose name Dr. Wallich has happily associated with it), the veins are reticulated, and the peculiar character of the sori—cylindrical and sausage-shaped—is much more manifest.

Ex.: *A. Brunoniana*, *Wall.*

**67. CETERACH**, *Willdenow, Sp. Pl.* v. 136.

CETERAC, *Adanson*; NOTOLEPRUM, *Newman*; ACROSTICHI sp., *Cavanilles*; ASPLENII sp., *Auct.*; GRAMMITIDIS sp., *Auct.*; GYMNOPTERIDIS sp., *Bernhardi*; SCOLOPENDRII sp., *Symons*; VITTARIE sp., *Bernhardi*; GYMNORGRAMMATIS sp., *Sprengel*; BLECHNI sp., *Auct.*

*Sori* linear oblong, obsoletely indusiate; the *receptacles* lateral, usually anterior i.e. in reference to the segment, (posterior in the basal sori). *Indusium* "linear narrow plane, sometimes obsolete," (*Hook*): "thin, narrow," (*Fée*). *Veins* obscure, forked from a central costa, parallel and soriferous below, anastomosing irregularly near the margin, the basal anterior *venule* (i.e., anterior in reference to the frond,) soriferous on its anterior side.

Fronds pinnatifid coriaceous, densely clothed beneath with membranous imbricated scales. Rhizome short erect.—This genus is anomalous. Its affinity is with the *Asplenieæ* on account of its lateral sori; but the sori in the common species seem to

be without covers: nevertheless, we believe we have found unquestionable indusia in the larger Canary Island species, and some observers have even found, in the commoner one, a slightly elevated membranous ridge, which no doubt represents this part. We have ample authority for excluding the free-veined Cape species from the genus.

Ex.: *C. officinarum*, Willd. | *C. aurea*, Desv.

(b) *Indusia connivent in pairs, face to face.*

\* *Veins free.*

**68. SCOLOPENDRIUM**, *Smith, Mem. Acad. Turin. v. 410, t. 9.*

PHYLLITIS, *Newman*; ASPLENIUM sp., *Auct.*; BLECHNI sp., *Auct.*; ONYCHII sp., *Kunze.*

*Sori* indusiate, linear, often elongated; approximate in parallel and opposite pairs; the *receptacles* on the anterior and posterior sides of venules belonging to adjacent fascicles of veins. *Indusium* linear, plane, membranaceous, each opening on its exterior side, (with reference to the fascicle on which it is placed), so that the twin *sori* open face to face. *Veins* forked from a central costa; *venules* direct, parallel, free, terminating in club-shaped apices.

Fronds thick herbaceous, simple or pinnate, frequently undulate lobate or multifid. Rhizome short, stoutish, erect or decumbent.—In some abnormal states of *S. vulgare*, the veins here and there anastomose irregularly. The common species, *S. vulgare*, is one of the most prolific in varieties and monstrous forms among known ferns.

Ex.: *S. vulgare*, *Sm.* | *S. Hemionitis*, *Cav.*  
*S. pinnatum*, *J. Sm.* | *S. Krebsii*, *Kze.*

\*\* *Veins reticulated.*

**69. ANTIGRAMMA**, *Presl, Tent. Pterid. 120.*

SCOLOPENDRIUM sp., *Auct.*; ASPLENIUM sp., *Swartz*; CAMPTOSORI sp., *Link*; HÆMIDICTYI sp., *Presl.*

*Sori* indusiate, linear elongated, approximate in parallel pairs;

the *receptacles* opposite, on the lower parallel portions of proximate venules. *Indusium* linear, plane, membranaceous, opening (in each pair) on the side towards the connivent opposite sorus. *Veins* forked from a central costa; *venules* parallel and soriferous below, anastomosing near the margin in elongated unequal hexagonal areoles; the marginal angles emitting short free *veinlets*.

Fronds simple herbaceous. Rhizome short, erect.—This genus is known by its comparatively regular oppositely-placed sori, analogous to those of *Scolopendrium*.

Ex.: *A. brasiliensis* (Asplenium, Sw.; *A. repanda*, Presl.)  
*A. plantaginea*, Pr. (Asplen. Douglasii, Hk.; *Camptosorus rumicifolius*, Lk.)

**70. SCHAFFNERIA**, Fée, in *litteris* (1856); *Id. Icon. Nouv.* t. 17, fig. 1, (ined.)

*Sori* indusiate, linear, unequal, scattered; the *receptacles* opposite and face to face on the sides of the areoles, sometimes connivent. *Indusia* linear, membranaceous; those within the same areoles opening face to face. *Veins* radiately-forked; the *venules* anastomosing in several series of unequal elongated areoles, the sides of which are soriferous; marginal areoles small and obovate.

Fronds simple, distinctly stipitate, rotundly flabellate or obovate, sometimes broader than long. Rhizome short, erect.—A very remarkable plant, with a distinct stipes as long as the radiately-veined fronds, which are generally quite abrupt at the base, or obtusely wedge-shaped. The sori are irregular in their disposition, but following the veins, are more or less radiately disposed.

Ex.: *S. nigripes*, Fée MS. (Mexico, Schaffner.)

**71. CAMPTOSORUS**, Link, *Hort. Ber.* ii. 69.

ASPLENII sp., *Linnaeus*: ANTIGRAMMATIS sp., *J. Smith*.

*Sori* indusiate, linear or oblong, scattered, often solitary in the costal areoles and on the marginal venules; usually connivent in irregular unequal pairs, face to face, on the adjacent venules of the secondary areoles; the *receptacles* seated on the sides of the

veins. *Indusium* linear, plane, membranaceous, variously directed in the solitary sori, opening face to face in the connivent ones. *Veins* anastomosing in few angular unequal areoles near the costa, and emitting simple or forked free marginal *venules* or *veinlets*.

Fronds simple, herbaceous, caudate and rooting at the apex. Rhizome short, erect.—Small ferns of peculiar aspect, remarkable for the variously directed irregularly-disposed, yet usually more or less distinctly opposite sori, on each side the costa.

Ex.: *C. rhizophyllus*, *Lk.*

| ? *C. sibiricus*, *Ruprecht.*

(c) *Indusia connate in pairs, back to back.*

\* *Veins free.*

**72. DIPLAZIUM**, *Swartz, Schrad. Journ.* 1800, ii. 4, 61;  
*Id. Syn. Fil.* 91, t. 2.

*LOTZEA*, *Klotzsch and Karsten*; *ASPLENII* sp., *Auct.*; *SCOLOPENDRII* sp., *Auct.*; *ALLANTODIÆ* sp., *Auct.*; *CALLIPTERIDIS* sp., *Bory*; *HEMIONITIDIS* sp., *Swartz*; *ANISOGONII* sp., *Hooker*; *MICROSTEGIÆ* sp., *Presl*; *HYPOCHLAMYDIS* sp., *Fée*; *ATHYRII* sp., *Auct.*

*Sori* indusiate, linear, all or the lowermost only double, i.e., the *receptacles* occupying both sides of the veins. *Indusium* narrow, membranaceous, plane or fornicate; in the double sori affixed in pairs back to back on opposite sides of the same venule, one opening anteriorly, the other posteriorly; in the simple sori, as in *Asplenium*. *Veins* simple or forked from a central costa; *venules* direct, free.

Fronds herbaceous or coriaceous, simple pinnate or variously compound. Rhizome short, erect, rarely sub-arborescent.—The limit between *Asplenium* and the present genus is not very definite, in consequence of some species having but few of the double sori; notwithstanding which, *Diplazium* has been almost universally admitted since the time of Swartz, by whom it was founded. We do not refer it back to *Asplenium*, as Mettenius has recently proposed to do, because that genus is already sufficiently unweildy, and the double indusium affords a tangible mark of distinction. We include all species which produce twin sori with any degree of constancy, on the same principle that ferns



having forked naked linear sori are referred to *Gymnogramma*, though all the sori may not be forked.

§ *Eudiplazium*.—Sori linear; indusium plane.

Ex.:	D. lanceum, <i>Presl.</i>		D. grandifolium, <i>Sw.</i>
	D. plantagineum, <i>Sw.</i>		D. celtidifolium, <i>Kze.</i>
	D. Hilsenbergianum, <i>Presl.</i>		(Anisogonium sylvaticum, <i>Hook.</i> )
	D. grammitoides, <i>Presl.</i>		D. arborescens, <i>Sw.</i>
	D. deltoideum, <i>Presl.</i>		D. striatum, <i>Presl.</i>
	D. Klotzschii (Lotzea diplazioides, <i>Kl. et Karst.</i> )		

§ *Didymochlamys*.—Sori short oblong, sub-basal; indusium fornicate.

Ex.:	D. tumulosum ( <i>Linden</i> 503;		D. athyrioides (D. brevisorum, <i>J. Sm.</i> ,
	Caraccas)		<i>Kew Ferns</i> , non <i>En. Fil. Phil.</i> )

\* \* *Veins connivently anastomosing.*

### 73. CALLIPTERIS, *Bory, Voy. i.* 282.

ANISOGONIUM, *Presl*; DIGRAMMARIA, *Hooker*, (non *Presl*); MICROSTEGIA, *Presl*; ASPLENII sp., *Auct.*; DIPLAZII, sp., *Auct.*; OXYGONII sp., *J. Smith*.

*Sori* and *receptacles* as in *Diplazium*. *Indusium* narrow, plane, membranaceous, diplazioid. *Veins* forked or pinnate from a central costa; *venules* anastomosing irregularly at an acute angle, or each opposite pair uniting between the primary veins in superposed acute sub-triangular areoles; the marginal or superior *veinlets* free.

Fronds herbaceous or coriaceous, pinnatifid pinnate or bi-tripinnate, sometimes proliferous. Rhizome short erect.—Large growing ferns, distinguished from *Diplazium* by the anastomosing veins, which are analogous to those of *Nephrodium* and *Goniopteris*.

§ *Anisogonium*.—Venules sparingly acutely anastomosing.

Ex.:	C. ambigua (Asplenium, <i>Sw.</i> )		C. elegans, <i>J. Sm.</i>
	C. esculenta, <i>J. Sm.</i>		C. sylvatica, <i>Bory.</i>

§ *Callipteris*.—Veins angularly anastomosing in superposed pairs.

Ex.:	C. prolifera, <i>Bory.</i>		C. undulosa, <i>Presl.</i>
------	----------------------------	--	----------------------------

\* \* \* *Veins reticulated.*

### 74. OXYGONIUM, *Presl, Tent. Pterid.* 117.

PTERIGLYPHIS, *Fée*; OCHLOGRAMMA, *Presl*; DIPLAZII sp., *Auct.*; ASPLENII sp., *Auct.*; CALLIPTERIDIS sp., *J. Smith*; ANISOGONII sp., *Presl.*

*Sori* indusiate, linear elongate, usually double, and together

with the *receptacles*, as in *Diplazium*. *Indusium* narrow, plane, membranaceous, diplazioid. *Veins* forked (rarely simple) from a central costa; *venules* parallel below, soriferous on the elongated parallel portion, reticulato-anastomosing in one or two series of short areoles near the margin; the marginal *veinlets* free.

Fronds coriaceous, simple or pinnate. Rhizome "creeping."—The peculiarities of this group consist in the *venules* being parallel and distinct near the costa, and reticulated near the margin. The structure of the venation accords with that of *Hæmidictyum* among the asplenoid series, and of *Antigramma* among the scolopendrioid series.

EX.: *O. alismæfolium*, *J. Sm.* (*Ochlogramma Cumingii*, *Presl.*)  
*O. integrifolium* (*Diplazium integrifolium* and *cordifolium*, *Bl.*)

### § DIDYMOCHLÆNÆ.

(a) *Veins free.*

## 75. DIDYMOCHLÆNA, *Desvoux, Berl. Mag.* v. 303, t. 7, fig. 6.

MONOCHLÆNA, *Gaudichaud*; HIPPODIUM, *Gaudichaud MS.*; CERAMIUM, *Reinhardt*; TEGULARIA, *Reinhardt*; HYSTEROCARPUS, *Langsdorff MS.*; DIPLAZII sp., *Raddi*; ASPIDII sp., *Auct.*; ASPLENII sp., *Auct.*; ADIANTI sp., *Auct.*

*Sori* indusiate, elliptic-oblong; the *receptacles* oblong dorsal, at the apex of the *venules*. *Indusium* of the same form, obtuse at both ends, attached longitudinally along its centre to a crest-formed elevation of the receptacle, free at the margins. *Veins* flabellately-forked; *venules* direct, free; the anterior one in each fascicle soriferous, the sterile ones clavate at the apex.

Fronds bi-pinnate, coriaceous; pinnules dimidiate or sub-dimidiate, obtuse, articulated, sub-ecostate. Rhizome arborescent.—Handsome tree ferns, with peculiar fructifications. It is probable that the several names which have been proposed, all belong to one species; Kunze's *D. dimidiata* is, however, said to differ from the rest in being entirely ecostate.

EX.: *D. lunulata*, *Desv.* (*Adiantum*, *Houtt.*; *D. sinuosa*, *Desv.*; *D. truncatula*, *J. Sm.*)  
*D. dimidiata*, *Kee.*

(b) *Veins connivently anastomosing.*

**76. MESOCHLÆNA, R. Brown, Pl. Jav. Rar. 5.**

SPHEROSTEPHANOS, *J. Smith*; POLYPODII sp., *Wallich*; STEGNOGRAMM-  
MATICIS sp., *Fée*.

*Sori* indusiate, oblong, parallel, oblique (hippocrepiform, *Metten.*); the *receptacles* medial, crest-formed, on the simple veins. *Indusium* membranaceous, rounded at the apex, truncate at the base, attached longitudinally along the middle of the sorus, the margins glandular, free. *Veins* simple from a central costa; the lower or more opposite pairs angularly connivent-anastomosing (as in *Nephrodium.*)

Fronds large, herbaceous, pinnato-pinnatifid, hairy. Rhizome short, erect. *Sori* often crowded and becoming confluent, the indusium then pushed up vertically between the spore-cases.—This genus may be regarded as analogous to *Stegnogramma*, differing from it technically in being indusiate, the indusia being double or centrally attached.

Ex.: *M. asplenioides, J. Sm.* | *M. javanica, R. Br. MS: J. Sm.*

§ HEMIONITIDÆ.

(a) *Veins parallel, longitudinal, scarcely reticulated.*

**77. POLYTÆNIUM, Desvoux, Ann. Soc. Lin. Par. vi. 218.**

ANTROPHYI sp., *Auct.*; HEMIONITIDIS sp., *Auct.*; LOXOGRAMMATICIS sp., *Presl*; VITTARIÆ sp., *Auct.*

*Sori* non-indusiate, narrow linear-elongate, immersed, parallel, rarely anastomosed; the *receptacles* therefore scarcely reticulated. *Veins* uniform, ecostate, elongato-parallel, here and there distantly reticulated, forming elongate linear areoles.

Fronds simple, sub-coriaceous. Rhizome sub-globose. *Sori* forming three four or more lines occupying nearly the length of the frond.—The long parallel, scarcely reticulated *sori* distinguish this from *Antrophyum*, which it thus serves to connect with the *Tænitiææ*.

Ex.: *P. lineatum, J. Sm.* | *P. Grevillii (Antrophyum, Balf.)*  
[April, 1857.] F

(b) *Veins uniform reticulated.*

**78. ANETIUM**, *Splitgerber, Hoeven et Vriese, Tijdsch. Nat. vii. 395.*

ACROSTICHI sp., *Auct.* ; HEMIONITIDIS sp., *Auct.* ; ANTROPHYI sp., *Auct.*

*Sori* non-indusiate, consisting of few sporadic superficial spore-cases occurring here and there on the veins in narrow linear or small short groups ; the *receptacles* partially, though very slightly, reticulated. *Veins* uniformly reticulated from a costa, forming elongated sub-hexagonal areoles.

Fronds membranaceous, simple, articulated. Rhizome creeping.—Distinguished by its sporadic fructifications. It forms a connecting link between *Antrophyum* and the *Acrostichea*.

Ex. : *A. citrifolium, Splitg.*

**79. ANTROPHYUM**, *Kaulfuss, Enum. Fil. 197.*

SOLENOPTERIS, *Wall. Hb.* ; HEMIONITIDIS sp., *Auct.*

*Sori* non-indusiate, usually immersed, sometimes superficial, narrow-linear, occupying the anastomosed veins which form the sides of the areoles, mostly united ; the *receptacles* therefore partially, though generally, reticulated. *Veins* uniformly reticulated, from a costa or ecostate, forming elongated sub-hexagonal areoles.

Fronds simple, coriaceous or membranaceous. *Sori* continuously or interruptedly reticulated. Rhizome tufted erect.—Distinguished technically from *Hemionitis* only by the partial though frequent reticulation of the *sori*. The habit and aspect are, however, quite dissimilar.

Ex. : *A. Boryanum, Kfz.*  
*A. cayennense, Kfz.*  
*A. pumilum, Kfz.*

| *A. giganteum, Bory.*  
 | *A. semicostatum, Bl.*  
 | *A. nanum, Fée.*

**80. HEMIONITIS**, *Linnaeus, Gen. Pl. 2 ed., 944, (reduct.)*

GYMNOGRAMMATIS sp., *Link.*

*Sori* non-indusiate, superficial, narrow-linear, occupying all the anastomosing veins ; the *receptacles* therefore reticulated.

*Veins* uniform, from a costa, everywhere anastomosing and forming unequal hexagonal, more or less elongated, areoles.

Fronds cordate sagittate palmate or pinnate, herbaceous or coriaceous, proliferous, the fertile taller. Rhizome short erect or creeping. Sori continuously reticulated, often becoming confluent.—A small well-marked genus, as here limited, distinguished by the uniform and universal reticulation of the sori.

Ex.: *H. palmata*, *Lin.*  
*H. pinnata*, *J. Sm.*

| *H. cordata*, *Roxb.*  
| *H. hederæfolia*, *J. Sm.*

(c) *Veins pinnate, venules reticulated, without free veinlets.*

## 81. DICTYOCLINE, *Moore, Gard. Chron.* 1855, 854.

*Sori* non-indusiate, narrow-linear, superficial on the anastomosing venules; the *receptacles* therefore reticulated. *Veins* pinnate from a central costa; *venules* transversely anastomosing, forming two or three series of roundish-hexagonal areoles between the primary veins.

Fronds coarse, herbaceous, pinnate with 3—4 pairs of pinnae; the veins very hairy. Sori reticulated between the primary veins. Rhizome short thick decumbent.—This plant has the fructification of *Hemionitis*, except that the sori, instead of being universally reticulated, only occur on the venules between the primary veins, which latter are not soriferous. The aspect of the plant approaches that of some of the larger species of *Aspidium*, while the venation is nearly that of some kinds of *Pæcilopteris*. It is the only hemionitidoid genus with pinnate venation.

Ex.: *D. Griffithii*, *M.* (Assam, *Griffith.*)

(d) *Primary veins parallel-forked; venules reticulated.*

## 82. SYNGRAMMA, *J. Smith, Hook. Lond. Journ. Bot.* iv. 168, t. 7—8.

CALLOGRAMMA, *Fée*; GYMNOGRAMMATIS sp., *Auct.*; DIPLAZII sp., *Presl Hb.*; OXYGONII sp., *Auct.*; CALLIPTERIDIS sp., *J. Smith*; GRAMMITIDIS sp., *Wallich.*

*Sori* non-indusiate superficial, narrow-linear, sub-parallel, un-

equally anastomosed, i.e., the lines more or less but sparingly uniting, sometimes only at the ends; the *receptacles* thus reticulated. *Veins* simple or forked from a central costa, parallel below forming elongate oblique areoles, more closely reticulated near the margin forming one or two series of shorter areoles, the ultimate veinlets sometimes free.

Fronds simple or pinnate, sub-membranaceous. Rhizome short erect, or creeping.—This group is nearly the equivalent among the *Hemionitideæ*, of *Olfersia* among the *Acrosticheæ*, but is more distinctly areolate towards the margin.

Ex. : *S. alismæfolium*, *J. Sm.* | *S. vittæformis*, *J. Sm.*  
*S. vestita* (*Grammitis*, *Wall.*) | *S. pinnata*, *J. Sm.*

(e) *Primary veins arcuate, forming costal areoles; venules reticulated, the marginal free.*

### 88. DICTYOGRAMMA, *Fée*, *Gen. Fil.* 171, t. 15 A. f. 2.

NOTOGRAMMA, *Presl* (MS. Corrig. in *Epim.*); GYMNOGRAMMATIS sp., *Auct.*; HEMIONITIDIS sp., *Auct.*

*Sori* non-indusiate, superficial, narrow-linear, sub-parallel, sparingly anastomosing; the *receptacles* thus reticulated. *Veins* arcuate, forming sub-elongated areoles parallel with the costa; the *venules* anastomosing in about one series of oblong oblique areoles with the marginal *veinlets* simple or forked, free and clavate at their apices; or more uniformly reticulated in several series of oblique oblong hexagonal unequal areoles.

Fronds pinnate or sub-pinnate, sub-coriaceous. Rhizome short decumbent, in *D. elongata* creeping.—This genus in its typical species, *D. japonica*, differs from *Syngramma*, in having a series of areoles parallel with the costa, and free marginal oblique clavate veinlets. The *Hemionitis elongata* of Mr. Brackenridge, is too nearly allied in structure to be separated from *D. japonica*, though it differs somewhat in its more frequent reticulations, and judging from the figures, for both plants are unknown to us, in the nearly always free forked and interrupted hardly reticulated sori. The sori, in both, are frequently forked and free at the upper ends.

Ex. : *D. japonica*, *Fée.* | *D. elongata* (*Hemionitis*, *Brackenr.*)

## § GYMNOGRAMMÆ.

(a) *Veins free.*84. PTEROZONIUM, *Fée, Gen. Fil.* 178.GYMNOGRAMMATIS sp., *Auct.*

*Sori* non-indusiate, linear, radiato-furcate, approximate laterally, and at length confluent into a broad intramarginal zone; the elongate *receptacles* seated towards the apices of the venules. *Veins* flabellate or radiately furcate, equal, internal; *venules* contiguous, free.

Fronds simple, reniform, coriaceous, smooth, the fructifications forming a broad band commencing a little within the margin. Stipes terete. Rhizome short erect.—Technically not very different from *Gymnogramma*, but the aspect of the plant is so peculiar, that the parallel contiguous receptacles, from which result a broad sub-marginal confluent sorus, may well be considered sufficiently distinctive. This condition of the fructification does, in fact, indicate an approach to the structure which occurs in the *Platylomeæ*.

Ex.: *P. reniforme, Fée.*85. GYMNOGRAMMA, *Desvaux, Berl. Mag.* v. 304.

GYMNOPTERIS, *Bernhardi* in part; NEUROGRAMMA, *Presl*; CETERACH, *Presl* in part; CALOMELANOS, *Presl*; ANOGRAMMA, *Link*; CEROPTERIS, *Link*; HECISTOPTERIS, *J. Smith*; STENOGRAMMA, *Klotzsch*; CHEYSODIA, *Fée*; ARGYRIA, *Fée*; TRISMERIA, *Fée*; CONIOGRAMMA, *Fée*; PLEUROSORUS, *Fée*; ERIOSORUS, *Fée*; DICRANODIUM, *Newman*; ASPLENII sp., *Auct.*; ACROSTICHI sp., *Auct.*; HEMIONITIDIS sp., *Auct.*; GRAMMITIDIS sp., *Auct.*; SCOLOPENDRII sp., *Auct.*; POLYPODII sp., *Auct.*; OSMUNDÆ sp., *Auct.*; CRYPTOGRAMMATIS sp., *Hooker Greville*; ? PHYLLITIS, *Necker*.

*Sori* non-indusiate, linear, sometimes elongated, simple or forked i.e. bi-partite, oblique, often at length confluent; the *receptacles* elongate above or continued below the forks of the veins. *Veins* simple or forked from a central costa, or the costa sometimes indistinct; *venules* free.

Fronds lobed pinnate or bi-pinnate, herbaceous or sub-membranaceous, often farinosely ceraceous sometimes lanate beneath. Rhizome short, erect, sometimes annual.—The characteristic feature of this genus is the forking of the linear sometimes much

elongated sori, which, though not occurring in every sorus, does occur more or less frequently over every frond. Of the many groups which it has been proposed to separate from *Gymnogramma*, none possess characters sufficiently marked and definite, at least when the sori and veins are made to afford the leading distinctions; hence we have declined to adopt them. Necker's genus *Phyllitis*, having compound fronds, probably belongs here.

§ *Neurogramma*.—Sori elongate-linear, parallel, approximate; fronds smooth or hairy.

Ex.: *G. tomentosa*, *Desv.* | *G. javanica*, *Bl.*  
*G. rufa*, *Desv.* | *G. procera* (*Grammitis*, *Wall.*)

§ *Pleurosorus*.—Sori shorter, less regular or crowded; fronds smooth or hairy.

Ex.: *G. flexuosa*, *Desv.* | *G. myriophylla*, *Sw.*  
*G. filipendulæfolia*, *Desv.* | *G. pumila*, *Spr.*  
*G. leptophylla*, *Desv.* | *G. chærophylla*, *Desv.*

§ *Ceropteris*.—Sori as in § *Pleurosorus*; fronds farinoso-ceraceous beneath.

Ex.: *G. chrysophylla*, *Klfs.* | *G. peruviana*, *Desv.*  
*G. sulphurea*, *Desv.* | *G. pulchella*, *Linden.*  
*G. triangularis*, *Klfs.* | *G. rosea*, *Desv.*

§ *Eriosorus*.—Sori as in § *Pleurosorus*; fronds lanate beneath.

Ex.: *G. ferruginea*, *Kze.* | *G. lanata*, *Kl.*  
*G. scandens*, *Mett.* | *G. pedata*, *Klfs.*

## 86. GRAMMITIS, Swartz, Schrad. Journ. 1800, ii. 3, 17.

CHILOPTERIS, *Presl*; PLEUROGRAMMA, *R. Brown*; LEPTOGRAMMA, *J. Smith*; TRICHOHEMELIUM, *Kunze*; TRICHOCALYMMMA, *Zenker*; GYMNOGRAMMATIS sp., *Auct.*; MECOSORI sp., *Klotzsch*; CETERACHIS sp., *Auct.*; CINCINALIDIS sp., *Desvaux*; NOTHOCHLÆNÆ sp., *Desvaux*; PHEGOPTERIDIS sp., *Mettenius*; ACROSTICHI sp., *Auct.*; ASPLENI sp., *Auct.*; POLYPODI sp., *Auct.*

Sori non-indusiate, oblong or elliptic, oblique; the receptacles medial or sub-terminal. Veins simple or forked from a central costa; venules free.

Fronds simple pinnate or bi-pinnate, herbaceous or sub-coriaceous, the rachis sometimes proliferous. Rhizome short erect, sometimes short or elongate creeping.—There are no satisfactory distinctions between the simple and compound ferns having short oblong naked sori, the former generally referred to *Grammitis*, the latter usually to *Gymnogramma* or *Leptogramma*. We have, on this account, ventured to differ from the usual practice, by uniting them, in order the better to distinguish *Gymnogramma*;



and we do this with the less reluctance, because we cannot as a principle, admit, that the habit and aspect of a species should override obvious characters of the fructification, in determining its genus. In this instance, the compound-fronded species, are the link connecting *Grammitis* with *Gymnogramma*—genera by no means too distinct, and only definable by giving its due prominence to the forked sori of the latter.

§ *Chilopteris*.—Fronds small, simple forked or pinnatifid, rigid or thin coriaceous.

Ex.: *G. Billardieri*, Willd. | *G. marginella*, Sw.  
*G. myosuroides*, Sw. | *G. furcata*, Hk. and Gr.  
*G. blechnoides*, Grev. | *G. organensis*, Gardn.

§ *Lepichroa*.—Fronds small, pinnate, densely scaly beneath.

Ex.: *G. capensis* (Ceterach, Kze.) | *G. cordata*, Sw.

§ *Leptogramma*.—Fronds larger, compound, *i. e.*, pinnato-pinnatifid, herbaceous; spore-cases often echinate.

Ex.: *G. aurita*, Moore. | *G. aspidioides* (Ceterach, Willd.)  
*G. Hewardii*, Moore. | *G. totta*, Presl.  
*G. Linkiana*, Presl. | *G. villosa*, Presl.

## 87. CALYMMODON, Presl. Tent. Pterid. 203.

PLECTOPTERIS, Fée; GRAMMITIDIS sp., Auct.; POLYPODII sp., Auct.; XIPHOPTERIDIS sp., Auct.

*Sori* non-indusiate, oblong (or sub-globose), solitary; the *receptacles* seated at the thickened apices of the simple vein which occupies each lobe, the margin of the lobe being longitudinally folded sub-cucullately over the sorus, in the manner of a spurious involucre. *Veins* simple.

Fronds small, fasciculate, thin, somewhat rigid, pinnatifid, the lower barren lobes longer, the fertile folded longitudinally. Rhizome short, erect.—Small plants, with a tendency towards polypodioid structure.

Ex.: *C. cucullatus*, Presl. | ? *C. denticulatus* (Grammitis, Bl.)

(b) *Veins connivently anastomosing below.*

## 88. STEGNOGRAMMA, Blume, Enum. Fil. Javæ. 172.

SYNEURON, J. Smith MS.; GYMNOGRAMMATIS sp., Blume; PERGOP-  
 TERIDIS sp., Mettenius.

*Sori* non-indusiate, linear or oblong, oblique, parallel; the

*receptacles* simple elongated and medial. *Veins* simple from a central costa; the lower or more opposite pairs angularly connivent-anastomosing.

Fronds herbaceous, pinnate or pinnato-pinnatifid. Rhizome thickish decumbent, or erect and sub-arborescent.—This is among the *Gymnogrammeæ* what *Nephrodium* is among the *Aspidiææ*.

Ex.: *S. aspidioides*, *Blume*. | *S. sandwicensis*, *Brackenridge*.

**89. AMPELOPTERIS**, *Kunze*, *Bot. Zeit.* vi. 114; *Id.*, *Lin.* xx., 251.

*Sori* non-indusiate, "roundish-oblong, oligocarpous, the spore-cases mixed with copious large capitate glands," at length diffuse. *Veins* simple from a central costa, "similar to *Stegnogramma*," i.e., connivently anastomosing in opposite pairs.

Fronds pinnate, coriaceous, the fertile contracted; the rachis sometimes proliferous.—We are unacquainted with the ferns referred to this genus, except by the brief account given of them by Kunze, from which it would appear that they come very near to *Stegnogramma*, differing chiefly in the contracted fertile fronds; as, however, they seem to have been considered distinct by that author, who was not addicted to the multiplication of genera, we retain the genus on his authority. Kunze alludes to the sori being "transverse," but it is not clear in what sense this is intended, whether transverse in respect to the veins or costa. Can he possibly refer to some meniscioid plant, in which the sori would be transverse between the veins?

Ex.: *A. elegans*, *Kze.* | *A. firma*, *Kze.*

(c) *Veins* arcuate, forming costal areoles, the marginal venules free.

**90. DIGRAMMARIA**, *Presl*, *Tent. Pterid.* 116, t. 4, fig. 12, 17, (excl. syn.)

HETEROGONIUM, *Presl*; STENOSEMIYA, *J. Smith* in part: *Hooker et Bauer* in part, non *Presl*.

*Sori* non-indusiate, linear-oblong; the *receptacles* linear medial. *Veins* (sterile) from a central (secondary) costa; the lower ones

(in base of segments) anastomosing and forming elongated oblique blunt costal areoles, from which free clavate *venules* extend to the margin; the areoles along the primary costa longer and more evenly arcuate; upper (apical) veins simple or forked, free, clavate; veins of the fertile fronds anastomosing only along the primary costa, the rest simple or forked, free.

Fronds herbaceous, pinnato-pinnatifid, the segments of the fertile fronds narrower. Rhizome? . . . . .—There can be no doubt, from Presl's figure and description, that this is the plant he intended to call *Digrammaria*, but all his synonymes are erroneous. The name is highly applicable to it, for its linear sori, borne on the two branches of the forked veins, look like double lines of spore-cases united below. We cannot agree with those who unite this plant with *Stenosemia*, which has a truly acrostichoid structure.

Ex.: *D. ambigua*, Presl (*Heterogonium aspidioides*, Presl.)

(d) *Veins uniform reticulated, with free included veinlets.*

**91. LOXOGRAMMA**, Blume, *Flora Javæ* 73 (§); Presl, *Tent. Pterid.* 214.

GRAMMITIDIS sp., Auct.; SELLIGUEÆ sp., Auct.; ANTROPHYI sp., Auct.; POLYPODII sp., Mettenius; GYMNOGRAMMATIS sp., Steudel; SYNAMMIÆ sp., Presl; PHLEBODII sp., J. Smith; MECOSORI sp., Klotzsch; DRYNARIÆ sp., Fée.

*Sori* non-indusiate, oblong or linear, oblique, the elongate *receptacles* medial at intervals between the costa and margin. *Veins* uniform reticulated from a central costa, the *venules* forming unequal oblique hexagonal elongated areoles, with (rarely without) included free *veinlets*.

Fronds simple, coriaceous or sub-coriaceous. Rhizome creeping.—The uniformly reticulated venation distinguishes this genus from *Selliguea*, in which the primary veins are pinnate and prominent. The veins are often indistinct, immersed in the substance of the thickish fronds.

Ex.: *L. avenia*, Presl.  
*L. lanceolata*, Presl.  
*L. involuta*, Presl.

| *L. elongata* (*Grammitis*, Sw.)  
| *L. macrophylla* (*Grammitis*, Wall.)  
| *L. coriacea*, Presl.

(e) *Veins pinnate; venules reticulated, with free included veinlets.*

**92. SELLIGUEA, Bory, Dict. Class. d'Hist. Nat. vi. 587.**

DIAGRAMMA, Blume; COLYSIS, Presl; DICTYOGRAMMA, Presl; GRAMMITIDIS sp., Auct.; GYMNOGRAMMATIS sp., Auct.; HEMIONITIDIS sp., Auct.; POLYPODII sp., Auct.; CETERACHIS sp., Auct.

*Sori* non-indusiate, oblong or linear, oblique; the elongate *receptacles* lying between and parallel with the primary veins. *Veins* pinnate or sub-pinnate from a central costa; *venules* compoundly anastomosing, producing within the areoles variously directed free curved *veinlets*.

Fronds simple, rarely pinnatifid or palmately-lobed, herbaceous or coriaceous. Rhizome creeping.—Separable from *Loxogramma* by the pinnate character of the venation.

EX: S. Féei, Bory.	S. pedunculata, Bl.
S. membranacea, Bl.	S. macrophylla, Bl.
S. pothifolia, J. Sm.	S. Finlaysoniana (Grammitis, Wall.)

§ PLATYLOMEÆ.

**93. PLATYLOMA, J Smith, Hook. Journ. Bot. iv. 160.**

PELLÆA, Link; ALLOSORI sp., Auct.; PTERIDIS sp., Auct.; ADIANTI sp., R. Brown; ASPLENI sp., Bernhardi.

*Sori* spuriously-indusiate, marginal, oblong; the *receptacles* oblong at the apices of the veins, contiguous; the spore-cases laterally confluent and forming a broadish marginal band. *Indusium* (spurious) formed of a narrow continuous attenuated inflexed portion of the margin. *Veins* simple or forked, from a central costa; *venules* parallel, free, soriferous along a portion of their length at the upper end.

Fronds pinnate or bi-pinnate, coriaceous or sub-coriaceous, often glaucescent, the pinnæ sometimes articulated. Stipes often ebeneous. Rhizome short, decumbent or creeping.—This genus unites the *Platylomeæ* with the *Gymnogrammeæ*, through *Pterozonium*. We do not find in it any affinity with the *Pterideæ*, among which it is often placed.

EX: P. Brownii, J. Sm.	P. rotundifolium, J. Sm.
P. falcatum, J. Sm.	P. flexuosum, J. Sm.
P. sagittatum, J. Sm.	P. pulchellum (Allosorus, M. & Gal.)

**94. LLAVEA**, *Lagasca, Gen. et Sp. Plant. 33.*

CERATODACTYLIS, *J. Smith*; BOTRYOGRAMMA, *Fée*; ALLOSORI sp., *Auct*; ASPLENII sp., *Sprengel*; ALLANTODIÆ sp., *Desvaux*.

*Sori* spuriously-indusiate, linear, simple or forked; the *receptacles* occupying nearly the whole length of the veins, subconfluent; the margins of the pinnules revolute membranaceous indusiiform. *Veins* simple or forked, from a central costa; *venules* free.

Fronds tri-pinnate, sub-coriaceous, glaucescent, fertile and contracted, the pinnules revolute siliquiform, in the upper part; the sterile pinnules serrulate, the apices of the venules being exerted beyond the thickened margin. Stipes pallid flexuose. Rhizome erect, the fronds fasciculate.—There is no reasonable doubt that *Llavea* must be synonymous with *Ceratodactylis*, as was long since pointed out to us by Mr. Heward; this view Mr. Smith has also adopted.

Ex.: *L. cordifolia*, *Lagasca* (*Ceratodactylis osmundioides*, *J. Sm.*)

**95. CRYPTOGRAMMA**, *R. Brown, App. Frankl. Journ. 767.*

ALLOSORI sp., *Auct.*; GYMNOGRAMMATIS sp., *Presl*; PHOROLOBUS sp., *Fée*.

*Sori* spuriously-indusiate, oblong or linear, at length laterally confluent into an intramarginal band, covered by the revolute attenuated indusiiform margins of the pinnules; the *receptacles* also oblong or linear, near the apices of the veins. *Veins* simple or forked, from a central costa, which is sometimes evanescent in the sterile fronds; *venules* free.

Fronds dimorphous, dwarf, herbaceous, bi-tri-pinnate; the fertile contracted, i.e., with revolute siliculiform pinnules. Rhizome short decumbent.—This genus is intimately connected in habit with *Allosorus*, in its restricted sense, from which it differs in having oblong oblique, not punctiform, receptacles. We, with little hesitation, follow Mettenius in keeping them distinct. The two genera form the connecting links between *Platylomeæ* and *Polypodiæ*.

Ex.: *C. acrostichoides*, *R. Br.* | *C. Brunoniana*, *Wall.*  
*C. sitchensis* (*Allosorus*, *Ruprecht.*)

## § POLYPODIEÆ.

- (a) *Margins of the fronds revolute, indusoid, i.e., the sori spuriously-indusiate.*

**96. ALLOSORUS, *Bernhardi*, Schrad. neues Journ. Bot. i. pt. 2, 5, 36, t. 2, f. 6.**

ALLOSORUS, *Auct.*; PHOROLOBUS, *Desvaux*; HOMOPTERIS, *Ruprecht*; PTERIDIS sp., *Auct.*; CRYPTOGRAMMATIS sp., *Auct.*; STRUTHIOPTERIDIS sp., *Auct.*; STEGANIÆ sp., *Auct.*; ONOCLEÆ sp., *Auct.*; OSMUNDÆ sp., *Auct.*; BLECHNÆ sp., *Auct.*; ACROSTICHI sp., *Auct.*; CHEILANTHIS sp., *Auct.*; ONYCHII sp., *Fée*.

*Sori* spuriously-indusiate, rotundate, covered by the revolute sub-herbaceous margin of the pinnules, at length confluent into a transverse line (parallel to the margin), often becoming effuse; the *receptacles* punctiform. *Veins* in the fertile fronds simple or forked, from a central costa; in the more divided sterile fronds simple or forked in the ultimate segments; *venules* free.

Fronds dimorphous, dwarf, herbaceous, bi-tri-pinnate; the fertile contracted, i.e., with revolute siliculiform pinnules. Rhizome short, decumbent.—The only material difference between this genus, as represented by the common species, *A. crispus*, and *Cryptogramma* with which it was doubtfully associated by the author of the latter genus, consists in its having constantly punctiform instead of linear oblique receptacles. In habit and aspect they are the same—dwarf, elegant, much divided, with dissimilar fertile fronds. Nevertheless, attaching, as we do, considerable importance to the nature of the receptacle, we venture to regard them as distinct.

Ex.: *A. crispus*, *Bernh.*  
? *A. gracilis*, *Presl.*

| *A. Stelleri*, *Rupr.*  
| ? *A. robustus*, *Kze.*

**97. STRUTHIOPTERIS, *Willdenow*, *Mag. Nat. Ber.* 1809, 160; *Sp. Pl.* v. 288.**

ONOCLEA, *Bernhardi*, and *Auct.*; OSMUNDÆ sp., *Linnaeus*.

*Sori* spuriously-indusiate, rotundate, approximate, at length becoming sub-confluent, covered by the revolute-convolute attenuated (membranaceo-scariose) margin of the frond, which simu-

lates an universal indusium; the *receptacles* medial, prominent. *Veins* simple or forked, from a central costa; *venules* free.

Fronds dimorphous, the sterile herbaceous, pinnato-pinnatifid; the fertile pinnate, with the pinnae much contracted, moniliform, the margins rolled inwards so as to cover the sori. Rhizome erect caudiciform, producing stolones.—A strikingly handsome, tallish and easily recognised fern, owing to the entire dissimilarity between the fertile and sterile fronds; yet technically very little removed from *Polypodium*, scarcely differing indeed, except in the production of contracted and revolute fertile fronds. The European and North American plants belonging to this genus, though quite distinguishable, are rather to be considered as varieties than species.

Ex.: *S. germanica*, Willd.; and  $\beta$  *pensylvanica*.

### 98. JAMESONIA, Hooker and Greville, Icon. Fil. t. 178.

PTERIDIS sp., Auct.; GYMNOGRAMMATIS sp., Auct.; ALLOSORI sp., Presl; ANOGRAMMATIS sp., Fée; CHEILANTHIS sp., Desvauz.

*Sori* spuriously-indusiate, few, rotundate, crinite, at length confluent over the whole disk, not covered by the revolute herbaceous margins of the pinnae (or pinnules); the *receptacles* punctiform near the base of the venules. *Veins* forked from a central costa; *venules* free.

Fronds coriaceous, usually linear elongate, pinnate with numerous crowded concave, oblique or imbricated roundish cordate pinnae, sometimes bi-pinnate. Rachis villose; “indefinite in evolution,” (Fée.) Rhizome creeping or tufted.—A peculiar well-marked group as respects the majority of the species; nevertheless, having but slight technical characters.

Ex.: <i>J. imbricata</i> , Hk. and Gr.	<i>J. verticalis</i> , Kze.
<i>J. scalaris</i> , Kze.	
<i>J. hispidula</i> , Kze.	
	<i>J. paleacea</i> , Kze.

(b) *Margins of the fronds not indusoid.*

\* *Veins free.*

### 99. NOTHOCHLÆNA, R. Brown, Prod. Fl. N. Holl. 145.

CINCINALIS Desvauz; ARGYROCHOSMA, J. Smith; ERIOCHOSMA, J. Smith; LEPICHOSMA, J. Smith; GYMNOGRAMMATIS sp., Kaulfuss; [April 1857.]

CHEILANTHIS sp., *Auct.*; ACROSTICHI sp., *Auct.*; PTERIDIS sp., *Auct.*;  
VITTABLE sp., *Bernhardi*; ADIANTI sp., *Auct.*; ASPIDI sp., *Swartz*;  
NEPHRODII sp., *Michaux*; WOODSIE sp., *Sprengel*.

*Sori* non-indusiate, small, rotundate, oligocarpous, contiguous, becoming laterally confluent into a narrow line or border; the *receptacles* terminal. *Veins* simple or forked from a central costa; *venules* free.

Fronds pinnate, or bi-tri-pinnate, the margins sometimes with a tendency to become revolute and indusoid. Rhizome short erect or decumbent.—This genus has all the habit of *Cheilanthes*, with which some of its species have much affinity, differing chiefly in the absence of an indusium. The *Cincinnatiensis* of Gleditsch seems to have included *Nothochlæna*.

§ *Cincinnatiensis*.—Fronds plain or farinoso-ceraceous beneath.

Ex.: <i>N. trichomanoides</i> , <i>E. Br.</i>	<i>N. pulveracea</i> , <i>Kze.</i>
<i>N. nivea</i> , <i>Desv.</i>	<i>N. dealbata</i> , <i>Kze.</i>
<i>N. flavens</i> ( <i>Acrostichum</i> , <i>Sw.</i> )	<i>N. chrysophylla</i> , <i>Linden.</i>

§ *Alloesthes*.—Fronds scaly, hairy, or woolly beneath.

Ex.: <i>N. lanuginosa</i> , <i>Desv.</i>	<i>N. rufa</i> , <i>Presl.</i>
<i>N. mollis</i> , <i>Kze.</i>	<i>N. hypoleuca</i> , <i>Kze.</i>
<i>N. Eckloniana</i> , <i>Kze.</i>	<i>N. vestita</i> , <i>Desv.</i>
<i>N. Marantæ</i> , <i>E. Br.</i>	<i>N. sinuata</i> , <i>Klfs.</i>

## 100 (?) MONACHOSORUM, *Kunze, Bot. Zeit.* vi. 119.

*Sori* naked, sub-rotund, oligocarpous, solitary at the thickened apices of the venules, on the lobes of the fronds. *Veins* pinnate (in the segments); *venules* simple or forked, free, soriferous at the apex, near the margin. *Kunze, ex icon. et desc.*

Fronds decomposed, herbaceous.—This genus appears to have been founded on an aged specimen of *Acrophorus*.

Ex.: *M. davallioides*, *Kze.*

## 101. POLYPODIUM, *Linnaeus, Gen. Pl.* 784, (reduct.)

PSIDIOPIDIUM, *Necker*; MARGINARIA, *Bory*; CTENOPTERIS (1), *Blume*; DICRANOPTERIS, *Blume*; ADENOPHORUS, *Gaudichaud*; AMPHORADENIUM, *Desvauz*; CRYPTOSORUS, *Fée*; PHEROPTERIS, *Presl*: *Fée*; CTENOPTERIS (2), *Newman*; PSEUDATHYRIUM, *Newman*; GYMNOCARPIUM, *Newman*; GYMNOIDIUM, *A. Braun*; ARTHROPTERIS, *J. Smith*, in part; GLAPHYOPTERIS, *Presl*; CATENULARIA, *Zippell*. MS; CÆLOPTERIS, *A. Braun* MS;



LEPTOSTEGIA, *Zippell. MS*; PHYLACOPTERIS, *Kunze MS*; LASTREÆ sp., *Bory and Auct.*; LEPICYSTIDIS sp., *J. Smith*; ASPIDIUM sp., *Auct.*; ATHYRIUM sp., *Auct.*; GRAMMITIDIS sp., *Auct.*; NOTHOCHLÆNÆ sp., *Fée*; XIPHOPTERIDIS sp., *Sprengel*; ACROSTICHI sp., *Auct.*; CHEILANTHIS sp., *Auct.*; HYPOLEPIDIS sp., *Auct.*; ALSOPHILÆ sp., *Auct.*; &c.

*Sori* non-indusiate, globose or ovoid, superficial or immersed; the *receptacles* terminal or medial on the free veins. *Veins* simple or forked from a central costa, or simple costæform in the ultimate segments; *venules* free.

Fronds coriaceous herbaceous or membranaceous, simple pinnatifid pinnate or bi-tri-pinnate, articulated or continuous with the rhizome, the pinnæ sometimes articulated with the rachis. Rhizome creeping, or short erect or decumbent; or caudiciform.

§ *Ctenopteris*.—*Sori* terminal; fronds articulated with the rhizome.

Ex.:	<i>P. pectinatum, Lin.</i>		<i>P. rigescens, Bory.</i>
	<i>P. argyratum, Bory.</i>		<i>P. pilipes, Hook.</i>
	<i>P. setigerum, Bl.</i>		<i>P. incanum, Sw.</i>
	<i>P. vulgare, Lin.</i>		<i>P. fraternum, Schlech.</i>
	<i>P. procurrens, Kze.</i>		<i>P. ellipsoideum, Fée.</i>

§ *Arthropteris*.—*Sori* terminal; fronds and pinnæ articulated.

Ex.:	<i>P. tenellum, Forst.</i>		<i>P. filipes, Moore.</i>
------	----------------------------	--	---------------------------

§ *Adenophorus*.—*Sori* terminal, solitary on dilated, i.e., obovate receptacles terminating simple costa-like i.e. central veins; fronds adherent, i.e., continuous with the rhizome.

Ex.:	<i>P. hymenophylloides, Klfs.</i>		<i>P. tamariscinum, Klfs.</i>
	<i>P. adenophorus, Hk. and Arn.</i>		<i>P. fallax, Schlech.</i>

§ *Prosechium*.—*Sori* terminal on punctiform receptacles; fronds adherent.

Ex.:	<i>P. pendulum, Sw.</i>		<i>P. suspensum, Lin.</i>
------	-------------------------	--	---------------------------

§ *Phegopteris*.—*Sori* medial, punctiform or sub-elongated; fronds continuous or adherent.

Ex.:	<i>P. Phegopteris, Lin.</i>		<i>P. Dryopteris, Lin.</i>
	<i>P. hastæfolium, Sw.</i>		<i>P. cordatum (Phegopteris, Fée.)</i>
	<i>P. drepanum (Aspidium, Sw.)</i>		<i>P. effusum, Sw.</i>
	<i>P. spectabile, Klfs.</i>		<i>P. decussatum, Lin.</i>

§ *Themelium*.—*Sori* basal solitary, i.e., the receptacles at the base of the simple costa-like veins; fronds adherent.

Ex.:	<i>P. tenuisectum, Bl.</i>
------	----------------------------

\* \* *Veins connivently anastomosing.*

## 102. GONIOPTERIS, *Presl, Tent. Pterid.* 181.

GLYPHOTÆNIUM, *J. Smith*; POLYPODII sp., *Auct.*; MENISCHII sp., *Auct.*; GYMNOGRAMMATIS sp., *Auct.*; ASPIDIUM sp., *Auct.*; CTENOPTERIDIS sp., *J. Smith*; PHEGOPTERIDIS sp., *Auct.*

*Sori* non-indusiate, globose; the *receptacles* medial or terminal. *Veins* pinnate, prominent; *venules* (lower pair or more)

connivently anastomosing at an acute angle, from whose apex is produced an excurrent *veinlet*, which is either short and free, or lengthened to reach and unite with the next pair of the venules.

Fronds herbaceous or sub-coriaceous pinnatifid, pinnate or pinnato-pinnatifid. Spore-cases often echinate. Rhizome short, decumbent.—This genus is only removed from *Polypodium* (in the sense here adopted) by the connivent anastomosing of the veins. It is more exactly analogous to that division of *Polypodium* sometimes separated under the name of *Phegopteris*.

Ex. : <i>G. trifurcata</i> ( <i>Polypodium</i> , <i>Lin.</i> )		<i>G. scolopendiroides</i> , <i>Presl.</i>
<i>G. gracilis</i> , <i>Moore</i> and <i>Houlst.</i>		<i>G. reptans</i> , <i>Presl.</i>
<i>G. prolifera</i> , <i>Presl.</i>		<i>G. crispata</i> ( <i>Ctenopteris</i> <i>J. Sm.</i> )
<i>G. urophylla</i> , <i>Presl.</i>		<i>G. barbata</i> , <i>Fée.</i>

\* \* \* *Veins reticulated, without free included veinlets.*

### 103. DICTYOPTERIS, *Presl, Tent. Pterid.* 194.

DICTYMIA, *J. Smith*; POLYPODII sp., *Auct.*; DRYNARIE sp., *Fée*; ASPIDIUM sp., *Blume*; PHEGOPTERIDIS sp., *Mettenius*.

*Sori* non-indusiate, globose or oblong, compital i.e. the *receptacles* uniting several radiating reticulated veinlets, or medial. *Veins* uniformly reticulated (or sub-pinnately branched) from a central costa, the areoles elongated, oblique, without free included veinlets.

Fronds coriaceous or sub-coriaceous, simple or bi-pinnate. *Sori* sometimes marginally serial. Rhizome creeping (? always).—The nearly uniform venation, without included free veinlets, distinguishes this group.

Ex. : <i>D. macrodonta</i> , <i>Presl.</i>		<i>D. pteroides</i> , <i>Presl.</i>
<i>D. attenuata</i> , <i>Presl.</i>		<i>D. lanceolata</i> , <i>J. Sm.</i>

\* \* \* \* *Veins reticulated, with free included veinlets.*

† *Free veinlets excurrent.*

### 104. PHLEBODIUM, *R. Brown, Plant. Jav. Rar.* 4 (§); *J. Smith, Hook. Journ. Bot.* iv. 58.

CHRYSOPTERIS, *Link* in part: *Fée*; POLYPODII sp., *Auct.*; GONIOPHLEBII sp., *J. Smith*; PLEOPELTIDIS sp., *Auct.*; MARGINARIE sp., *Presl.*

*Sori* non-indusiate, globose or oval; the *receptacles* situated

(usually) on the converging apices of two or more included veinlets. *Veins* pinnate or pinnato-furcate from a central costa; the *venules* reticulated in variously-formed usually elongated areoles, which produce (a few) sterile excurrent *veinlets*, especially near the margin; the costal areoles transverse, usually void.

Fronds herbaceous or coriaceous, simple pinnatifid or pinnate. Sori transversely uni- bi- tri- or multi-serial, usually borne on the apex of converging veins, sometimes compital, rarely situated on simple veins. Rhizome creeping; fronds articulated.—One or two pinnate species are intermediate between *Goniophlebium* and *Phlebodium*, having the sori generally on simple veins, but also producing them on the apices of converging veins, and having also sterile, i.e., empty costal areoles. These latter are the distinguishing peculiarities of this genus; which, however, in its most genuine species produces here and there compital sori, (i.e., with the receptacle forming a point whence several veins radiate), and hence is not much removed from *Pleopeltis*, as here extended.

§ *Chrysopteris*.—Sori usually at the apex of converging veins, the costal areoles void.

Ex.: *P. aureum*, *J. Sm.* | *P. areolatum*, *J. Sm.*  
*P. decumanum*, *J. Sm.* | *P. sporadocarpum*, *J. Sm.*

§ *Marginariopsis*.—Sori usually at the apex of single veins, the costal areoles void.

Ex.: *P. inæquale*, *Moore*.

## 105. GONIOPHLEBIUM, *Blume, Flora Javæ*, 132 (§); *Presl, Tent. Pterid.* 185.

MARGINARIA, *Presl*, (non *Bory*); SYNAMMIA, *Presl* in part; PLEUROGONIUM, *Presl*; LEPICYSTIS, *J. Smith* in part; LOPHOLEPIS, *J. Smith*; SCHELLOLEPIS, *J. Smith*; CRYPSINUS, *Presl*; CRASPEDARIA, *Link* in part; *Fée*; POLYPODII sp., *Auct.*; GRAMMITIDIS sp., *Desvauz*; CAMPYLOBURI sp., *Auct.*; ACROSTICHI sp., *Langsdorff et Fischer*; MECOSORI sp., *Klotzsch*.

Sori non-indusiate, globose (rarely oblong); the *receptacles* punctiform (rarely oblong), situated at the apex of the lower anterior *venules*, or of the simple excurrent free veinlets, one being included within each areole. *Veins* forked or pinnate from a central costa; the lower anterior *venules* usually free and

fertile, the rest angularly or arcuately anastomosing (in one or more, frequently several series), and producing from their angles free excurrent *veinlets* which are often fertile; the marginal veinlets free.

Fronds simple pinnatifid or pinnate, herbaceous or coriaceous, sometimes scaly, the fertile often much narrower. Sori transversely uni- bi- or tri-serial, sometimes squamiferous; the so- riferous excurrent veinlet in *G. nummularium* hardly developed. Rhizome creeping, the fronds articulated.—A tolerably well- defined group, yet merging into *Phlebodium* through some aber- rant species in which the free fertile veinlet in the costal areole is inconstant, and combined in the same fronds with sori on the apices of converging veinlets. The terminal sorus on the free veinlets, one of which occupies each costal areole, however, generally serves to distinguish the genus.

§ *Marginaria*.—Fronds monomorphous; sori round.

Ex. : <i>G. albo-punctatum</i> , <i>J. Sm.</i>	<i>G. neriifolium</i> , <i>Hook.</i> <i>G. verrucosum</i> , <i>J. Sm.</i> <i>G. fraxinifolium</i> ( <i>Polypodium</i> , <i>Jacq.</i> ) <i>G. lepidopteris</i> ( <i>Acrostichum</i> , <i>L. and</i> <i>Fisch.</i> ; <i>Polypod. sepultum</i> , <i>Klfs.</i> ) <i>G. surucuchense</i> ( <i>Polypodium</i> , <i>Hook.</i> )
<i>G. argutum</i> , <i>J. Sm.</i>	
<i>G. dasypleuron</i> ( <i>Polypod. Kze.</i> )	
<i>G. furfuraceum</i> ( <i>Polypodium</i> , <i>Schlecht.</i> )	
<i>G. subauriculatum</i> , <i>Presl.</i>	

§ *Crypsinus*.—Fronds dimorphous; sori round.

Ex. : <i>G. ciliatum</i> , <i>J. Sm.</i>	<i>G. nummularium</i> ( <i>Marginaria</i> , <i>Presl.</i> ) <i>G. tectum</i> , <i>J. Sm.</i> <i>G. myrtillifolium</i> ( <i>Polypodium</i> , <i>Klfs.</i> )
<i>G. piloselloides</i> , <i>J. Sm.</i>	
<i>G. vacciniifolium</i> , <i>J. Sm.</i>	

§ *Synammia*.—Fronds monomorphous; sori elongated.

Ex. : <i>G. trilobum</i> ( <i>Polypodium</i> , <i>Cav.</i> ; <i>Synammia</i> , <i>Presl.</i> )
--

## 106. CAMPYLONEURUM, *Presl, Tent. Pterid.* 189.

CYTOPHLEBIUM, *R. Brown*; *J. Smith*; MARGINARIA, *Link*; POLYPODII sp., *Auct.*; GRAMMITIDIS sp., *Auct.*

*Sori* non-indusiate, globose; the *receptacles* medial, rarely terminal, on the lower anterior free venules, or on the simple excurrent free veinlets (of which two are usually included side by side within each of the sub-quadrate areoles). *Veins* pinnate from a central costa, prominent, parallel; *venules* opposite anas- tomosing transversely in a series of parallel angulate arcs, from which proceed two or more excurrent *veinlets*; the veinlets

sometimes short free, sometimes longer, with the centre one uniting with the next transverse venules so as to form two rows of areoles between the primary veins.

Fronds simple or pinnate, coriaceous or herbaceous. Rhizome creeping.—A group tolerably well-marked by the venation, yet in some of the smaller species approaching *Goniophlebium*, from which it is distinguished in nearly every instance by producing two sori within the areoles instead of one, and by having medial receptacles. The anomalous series are found: (1) amongst the smaller ones, when the free veinlets are very short, and thus some of the sori become nearly or quite terminal, while, however, others are distinctly medial; and (2) in the only pinnate species, in which the sori are distinctly and constantly terminal, but in which the general structure of the venation forbids a separation from the more genuine species.

§ *Cyrtophlebium*.—Sori distinctly medial on the veins.

Ex.: *C. Phyllitidis*, *Presl.* | *C. cæspitosum*, *Link.*  
           *C. repens*, *Presl.* | *C. angustifolium*, *J. Sm.*

§ *Cephalosorium*.—Sori terminal on the veins.

Ex.: *C. decurrens*, *Presl.*

† † *Free veinlets divaricate.*

## 107. NIPHOBOLUS, *Kaulfuss, Enum. Fil. 124.*

*CYCLOPHOBUS*, *Desvaux*; *PYRROSIA*, *Mirbel*; *CANDOLLEA*, *Mirbel* in part; *SCYTOPTERIS*, *Presl*; *CRASPEDARIA*, *Link* in part; *SPHÆROSTICHUM*, *Presl*; *POLYCAMPIUM*, *Presl*; *APALOPHLEBIA*, *Presl*; *GYROSORIUM*, *Presl*; *GALBOGLOSSA*, *Presl*; *NIPHORSIS*, *J. Smith*; *POLYPODII* sp., *Auct.*

*Sori* non-indusiate, globose cyclose or elliptic, superficial or immersed, buried amongst dense stellate pubescence; the *receptacles* terminal or medial on the excurrent free or irregularly anastomosing veinlets. *Veins* internal obscure, pinnate prominent, or uniform, from a central costa; *venules* anastomosing, sometimes transversely parallel, forming parallelogramoid areoles with excurrent or recurrent free or occasionally connivent or generally anastomosed veinlets; sometimes uniting in roundish or oblong hexagonal unequal oblique areoles, with variously

directed simple or divaricately-forked *veinlets*. The *veins* of the fertile fronds, when contracted, less developed.

Fronds simple or lobed, rigid coriaceous opaque, clothed especially beneath with stellate hair-scales, or sometimes even lanate; the fertile often contracted, sometimes also more elongated, occasionally fertile at the apex only, and then there contracted, clothed especially beneath with dense stellate pubescence. Sori uni- or multi-serial, often crowded and confluent. Rhizome creeping, often elongated; or sometimes short, decumbent.—The species of *Niphobolus* may be known by their having polypodioid sori buried amongst stellate hairs. It is somewhat remarkable that slight as are these peculiarities for purposes of generic distinction, they have sufficed to procure for this genus almost universal acceptance, even by those who reject, as worthless distinctions, the most marked and obvious differences of vascular structure. According to this latter view, *Niphobolus*, bereft of its hair-scales, would simply be a net-veined Polypody. Even taking into account the peculiarities of the venation, the distinctive characters of the genus are not so broad as might be desired, there being, in some cases, a great resemblance to *Campyloneurum*.

§ *Polycampium*.—Sori multiseriate; veins pinnate.

Ex.: <i>N. Lingua</i> , <i>Spreng.</i>	<i>N. penangianus</i> , <i>Hook.</i>
<i>N. venosus</i> , <i>Blume.</i>	<i>N. Gardneri</i> , <i>Kze. Hb.</i>
<i>N. hastatus</i> , <i>Kze.</i>	<i>N. splendens</i> , <i>J. Sm.</i>

§ *Cyclophorus*.—Sori pauci- or multi-serial; veins uniform.

Ex.: <i>N. nummularifolius</i> , <i>J. Sm.</i>	<i>N. porosus</i> , <i>Presl.</i>
<i>N. obovatus</i> , <i>Kze.</i>	<i>N. albicans</i> , <i>Bl.</i>
<i>N. carnosus</i> , <i>Bl.</i>	<i>N. puberulus</i> , <i>Bl.</i>
<i>N. rupestris</i> , <i>Spreng.</i>	<i>N. Smithianus</i> ( <i>N. acrostichoides</i> , <i>J.</i>
<i>N. bicolor</i> , <i>Klfs.</i>	<i>N. africanus</i> , <i>Kze.</i> [ <i>Sm.</i> )
<i>N. pertusus</i> , <i>Spreng.</i>	<i>N. samarensis</i> , <i>Fée.</i>

§ *Niphopsis*.—Sori uniserial; veins uniform.

Ex.: *N. angustatus* *Spreng.* (*N. sphærocephalus*, *Hk.* and *Gr.*)

## 108. PLEOPELTIS, *Humboldt and Bonpland, Willd. Sp.*

*Pl.* v. 211, (extens.)

ATACTOSIA, *Blume*; ANAPELTIS, *J. Smith*; CHRYSOPTERIS, *Link* in part; MICROGRAMMA, *Presl*; MICROSORIUM, *Link*; ANAXETUM, *Schott*; PLEURIDIUM, *Presl*; PHYMATODES, *Presl*; LEPISORUS, *J. Smith*; PHYLLITIDIS, *J. Smith.*; SYMPLECIUM, *Kunze*; MICROTRUS, *Presl*; DRYOMENIS, *J. Smith*; COLYSIDIS sp., *Presl*; MECOSORI sp., *Klotzsch*; POLYPODII sp., *Auct.*; TECTARIÆ sp., *Cavanilles*; DRYNARIÆ sp., *Auct.*; CRASPEDARÆ

sp., *Auct.*; PHLEBODII sp., *Auct.*; DRYOSTACHYI sp., *Auct.*; DIPTERIDIS sp., *J. Smith*; NIPROBOLI sp., *Auct.*; SELLIGUEÆ sp., *Presl*; MARGINARIÆ sp., *Bory*.

*Sori* non-indusiate, sometimes covered while young by peltate scales, rotundate or elliptic, (sometimes with the receptacles diffusio-confluent in lines), superficial or immersed; the *receptacles* compital, i.e., produced on the points whence several reticulated veins radiate, rarely medial. *Veins* pinnate or pinnato-furcate, from a central costa, parallel or flexuose, sometimes evanescent; the *venules* much branched, reticulated in (usually) several series of irregular or hexagonal areoles, within the ultimate of which are produced variously-directed straight curved or hamate, often numerous, free sterile *veinlets*, which are generally distinctly clavate at their apices.

Fronds membranaceous or more or less coriaceous, often opaque, simple pinnatifid or pinnate, sometimes furnished with scattered peltate scales. *Sori* serial or irregular. Rhizome creeping; the fronds articulated.—An extensive genus, distinguished by the compital sori, and compound venation with free included variously-directed veinlets. The group *Pleopeltis* of authors has divaricate free included veinlets, and is therefore quite accordant in the character of its venation, and sufficiently so in degree, with that of the group *Phymatodes* of *Presl*; both having compital sori. There being, consequently, no good grounds for continuing to separate these groups, we have combined them, retaining the older name. We have kept separate the very distinct-looking little groups of *Drynaria* and *Dipteris*, the former distinguished by its peculiar sessile sterile fronds, the latter by its peculiar dichotomo-palmatifid fronds, rather perhaps than by differences of higher value.

§ *Eupleopeltis*.—Veins immersed, obscure; fronds usually scaly; sori covered when young with peltate scales.

Ex.:	<i>P. percussa</i> , <i>Hk. and Gr.</i>		<i>P. leucospora</i> ( <i>Polypodium</i> , <i>Kl.</i> )
	<i>P. lepidota</i> , <i>Presl.</i>		<i>P. angusta</i> , <i>H. B.</i>
	<i>P. nuda</i> , <i>Hook.</i>		<i>P. Raddiana</i> ( <i>Drynaria</i> , <i>Fée.</i> )

§ *Phlebodiopsis*.—Free veins comparatively few, straightish.

Ex.:	<i>P. lycopodioides</i> , <i>Presl.</i>		<i>P. accedens</i> ( <i>Polypodium</i> , <i>Bl.</i> )
	<i>P. squamulosa</i> , <i>Presl.</i>		<i>P. oodes</i> , ( <i>Polypodium</i> , <i>Kze.</i> )
	<i>P. stigmatica</i> , <i>Presl.</i>		<i>P. stenophylla</i> ( <i>Polypodium</i> , <i>Bl.</i> )

§ *Microsorium*.—Free veins numerous, divaricate; sori scattered, often minute, sometimes obliquely sub-serial.

Ex. : *P. irioides* (Polypodium, *Poir.*) | *P. heterocarpa* (Polypodium, *Bl.*)  
*P. sessilis* (Polypodium, *Klfs.*) | *P. myriocarpa*, *Presl.*  
*P. polycarpa* (Polypod. *Cav.*) | *P. tenuiloris* (*Drynaria*, *J. Sm.*)  
*P. musæfolia* (Polypodium, *Bl.*) | *P. rupestris* (Polypodium, *Bl.*)

§ *Pleuridium*.—Free veins numerous, divaricate; sori large globose obliquely uniserial between the veins, i.e., in lines parallel to the veins.

Ex. : *P. crassifolia* (Polypodium, *Lin.*) | *P. crassinervium* (Polypodium, *Bl.*)

§ *Phymatodes*.—Free veins numerous, divaricate; sori longitudinally serial, i.e., in lines parallel to the costa.

Ex. : *P. rhynchophylla* (Polyp. *Hk.*) | *P. ovata* (Polypodium, *Wall.*)  
*P. Grevilleana* (Polypodium, *Wall.*) | *P. Griffithiana* (Polypodium, *Hk.*)  
| *P. Billardieri* (Polypodium, *Br.*)  
*P. pustulata* (Polypod. *Forst.*) | *P. lomarioides* (*Drynaria*, *J. Sm.*)  
*P. glauca* (*Drynaria*, *J. Sm.*) | *P. angustata* (Polypodium, *Bl.*)  
*P. longissima* (Polypodium, *Bl.*) | *P. phymatodes* (Polypodium, *Lin.*)

§ *Microgramma*.—Free veins numerous, divaricate; sori oblong, longitudinally serial.

Ex. : *P. persicariæfolia* (Polypodium, *Schrader.*)

§ *Allotheicum*.—Free veins numerous, divaricate; sori punctiform or oblong, variously directed, scattered.

Ex. : *P. pteropus* (Polypodium, *Bl.*) | *P. grandifolia* (Polypodium, *Wall.*)  
*P. tridactyla* (Polypod. *Wall.*) | *P. maxima* (*Drynaria*, *Brack.*)

§ *Arthromeris*.—Pinnæ articulated; sori longitudinally serial; free veins numerous.

Ex. : *P. juglandifolia* (Polypodium, *Don*; *P. capitellata*, *Wall.*)  
*P. apoda* (Polypodium sessile, *Wall.*, non *Klfs.*)

## 109. DRYNARIA, *Bory, Ann. Sc. Nat.* v. 464, t. 12—14 (§); *J. Smith, Hook. Journ. Bot.* iv. 60.

POLYPODII sp., *Auct.*; PHYMATODIS sp., *Presl.*

*Sori* non-indusiate, large, rotundate, or by confluence elongated, sometimes immersed; the *receptacle* produced on the points where several reticulated veins join, i.e., compital. *Veins* pinnate prominent, from a central costa; *venules* compoundly anastomosing in two or three series of irregular quadrangle areoles, within the ultimate of which are produced free divaricate sterile *veinlets*.

Fronde pinnatifid or pinnate, dimorphous, the sterile short sessile, querciform, strongly veined; the fertile many times



larger, with the segments articulated. Rhizome creeping.—A very distinct group as to external characters, essentially differing from all the preceding genera in the production of small sterile oak-leaf-like fronds. The segments or pinnæ of the normal or fertile fronds are articulated, and readily fall away. In *D. coronans*, the sori, which form a single oblique series between the pinnate veins, are sometimes here and there confluent, and occasionally almost continuous across the segments by the confluence of the receptacles, though normally polypodioid. In these instances, the structure of the (confluent) abnormal sori, is analogous to what occurs normally in *Selliguea*.

Ex.: *D. quercifolia*, *J. Sm.*  
*D. morbillosa*, *J. Sm.*

| *D. Willdenovii* (*Polypodium*, *Bory.*)  
 | *D. diversifolia*, *J. Sm.*

## 110. AGLAOMORPHA, *Schott, Gen. Fil. t. 19, (fasc. iv. t. 4.)*

PSYGMIMUM, *Presl*; DRYNARIÆ sp., *Gaudichaud*; POLYPODII sp., *Goldmann*.

*Sori* non-indusiate, rotundate, solitary in the contracted lobe-like segments of the fertile upper pinnæ; the *receptacles* large hemispherical, situated usually at the point of confluence of two or more venules. *Veins* (sterile) pinnate, prominent, from a central costa, the *venules* transversely anastomosing forming ultimate sub-equal quadrangular areoles, from the sides of which proceed divergent free veinlets; or, (fertile) nearly obsolete, confluent.

Fronds coriaceous, dimorphous, the sterile sessile querciform, brown, rigid; the fertile also sessile, rigid, pinnatifid and sterile below, pinnate contracted and fertile above; the pinnæ articulated. Rhizome creeping, tufted, epiphytal.—Allied in its sessile fronds to the true *Drynariæ*, but differing in the contracted nature and obsolete venation of the fertile upper pinnæ.

Ex.: *A. Meyeniana*, *Schott*.

## 111. DIPTERIS, *Reinwardt, Regensb. Bot. Zeit. ii. 3.*

POLYPODII sp., *Auct.*; DRYNARIÆ sp., *J. Smith*.

*Sori* non-indusiate, small, round, superficial; the *receptacles* punctiform: (1) transversely sub-serial between the branches of

a dichotomous costa when the segments are confluent; or (2) longitudinally uniserial on each side a central costa in the ultimate segments, when more distinct. Venation diverse: (1) in the more confluent species, the costa dichotomo-flabelliform with the *veins* prominent, transversely anastomosing, the *venules* and *veinlets* (several series) thickly anastomosing, the ultimate or penultimate soriferous, the ultimate branches often free dilated at the apex; or (2) in the more distinctly divided species, *costa* central, the *veins* and *venules* irregularly anastomosing, with divaricate free sterile *veinlets*.

Fronds binate, digitato-palmately-lobed, or repetito-dichotomously partite, elongately stipitate, coriaceous. Rhizome woody creeping, the fronds adherent, or not readily separable.—So remarkable and peculiar in habit, that, relying partly on the oligocarpous sori, we have kept it distinct from our *Pleopeltis*, with which, in company with *Drynaria*, it is technically allied. The central position of the costa in one species, which might thus appear to be anomalous, is to be explained by the smaller size narrowness and more complete separation of its lobes.

§ *Eudipteris*.—Costa dichotomously-branched in the ultimate divisions.

Ex.: *D. conjugata*, *Reinw.* | *D. Wallichii* (*Polypodium*, *R. Br.*)

§ *Pseudodipteris*.—Costa simple central in the ultimate divisions.

Ex.: *D. Lobbiana* (*Polypodium*, *Hook.*)

## 112. LECANOPTERIS, *Blume, Enum. Fil. Javæ*, 120.

ONYCHIUM, *Reinwardt*, (non *Kaulfuss*.)

*Sori* non-indusiate, sub-rotund, immersed in the concave or cupuliform cartilaginous (and when dry reflexed) marginal teeth; the *receptacles* broadly oval-orbicular. *Veins* pinnate from a central costa; *venules* anastomosing in very irregular elongate hexagonoid areoles, the *veinlets* free, divaricate straight or hamate, included.

Fronds coriaceous pinnatifid; the segments ovato-sub-rotund, (by the reflexion of the lobes oblong), inciso-dentate. Rhizome thick fleshy.—Of this fern we have no knowledge.

Ex.: *L. carnosa*, *Blume*.

§ 19 ASPIDIÆ.

- (a) *Indusia cucullate* behind the sori, on the contracted incurved pinnules.

113. ONOCLEA, *Linnæus, Phil. Bot.* 156, (reduct.)

ANGIOPTERIS, *Mitchell*, (non *Hoffmann*); CALYPTERIUM, *Bernhardi*; RIEDLEA, *Mirbel*, in part; RAGIOPTERIS, *Presl*.

*Sori* indusiate, few, large, globose, approximate and at length confluent beneath the conniving margin of the roundish sessile bacciform pinnules; the *receptacles* medial, elevated. *Indusium* (special) a cucullate reticulated membrane placed behind each sorus. *Veins* (sterile) reticulated; the *venules* forming irregular hexagonoid areoles; or (fertile) simple, direct, free.

Fronds dissimilar, the sterile pinnato-pinnatifid, the fertile bi-pinnate; the pinnules contracted incurved, sub-globose, or bacciform. Rhizome creeping.—A very elegant and distinct genus, which we think Mr. Smith correctly refers to the *Aspidiæ*, though the nature of the special indusia, is not easily made out. *Ragiopteris* of Presl, is said to have the venules of the sterile frond forked or simple, and free. There is probably some mistake, although the figures of Schkuhr and Presl, have not been to us satisfactorily explained.

Ex.: *O. sensibilis*, *Lin.* | ? *O. augegens*, *Lk.*  
 ? *O. obtusilobata*, *Schkr.*

- (b) *Indusia orbicular, peltately affixed.*

\* *Veins reticulated, with free included veinlets.*

114. ASPIDIUM, *Swartz, Schrad. Journ.* 1800, ii, 4, 29 (reduct.): *Schott, Gen. Fil.* (t. 4.)

BATHMIUM, *Presl*; LINK; PROFEREA, *Presl*; PODOPELTIS, *Fée*; POLYPODII SP., *Auct.*; TECTARIE SP., *Cavanilles*; PHYMATODIS SP., *Presl*; DRYNARIE SP., *Fée*.

*Sori* indusiate, rotundate; the *receptacles* compital i.e. produced on the points where several veins join, or medial, more rarely terminal. *Indusium* orbicular peltate. *Veins* pinnate,

[April, 1857.]

from a central costa, prominent ; or rarely, uniform ; *venules* and *veinlets* compoundly anastomosing in (about two or three series of) irregular or nearly equal-sided areoles, from the ultimate of which proceed free divaricate included veinlets.

Fronds simple pinnate or bi-pinnate, herbaceous. Rhizome short, erect or decumbent.—This genus cannot be very exactly distinguished from *Sagenia*. Generally, the species of *Aspidium* have the venation more compoundly branched ; and their sori are almost always compital or medial, but here and there terminal sori appear. The indusium affords the best means of discriminating them, but this becomes lost or difficult of observation in old specimens ; besides which, in some of the species of *Sagenia*, its sinus is indistinct. It is therefore probable that some species we may include in our enumeration of *Aspidium*, may really belong to *Sagenia*, as here understood. We do not find, however, any other intelligible, or tolerably constant way of distinguishing them. On the other hand, we cannot consent to unite the species having reniform and peltate indusia, which would involve the necessity of also uniting *Lastrea* with *Poly-stichum*. The name *Aspidium* has been well applied to this group by Schott, for though both orbicular and reniform indusia were included by Swartz, under the terms umbilicate and dimidiate, the former as first mentioned may be taken as typical.

Ex. : *A. singaporianum*, *Wall.*  
*A. calcareum*, *Presl.*

| *A. trifoliatum*, *Sw.*  
| *A. platyphyllum*, *Presl.*

## 115. CYRTOMIUM, *Presl, Tent. Pterid.* 86.

PHANEROPHLEBIA, *Presl*; AMBLIA, *Presl*; ASPIDIUM sp., *Auct.*; POLY-  
PODIUM sp., *Auct.*

*Sori* indusiate, globose, in several series parallel to the costa ; the *receptacles* medial on the excurrent free or anastomosed *venules* or *veinlets*, rarely terminal near the margin. *Indusium* orbicular, peltate. *Veins* pinnato-furcate, from a central costa ; the lower anterior *venules* free, the rest angularly and irregularly anastomosing, forming unequal sub-hexagonal areoles, within which are produced 1—3 excurrent *veinlets* ; or, the upper *venules* only, angularly anastomosing.

Fronds robust, coriaceous, pinnate. Rhizome short, thick, erect.—In one division of this genus, the venules (except the lowest) are all anastomosed. In the other, several of the lower venules are free; indeed *some* specimens of *C. nobile*, belonging to the latter group, are scarcely at all anastomosed.

§ *Cyrtomium*.—Venules generally anastomosed.

Ex.: *C. falcatum*, *Presl.* | *C. caryotideum*, *Presl.*

§ *Amblia*.—Upper venules only anastomosed.

Ex.: *C. nobile* (*Aspidium*, *Schlech.*) | *C. juglandifolium* (*Amblia*, *Presl.*)

\* \* *Veins connivently anastomosing.*

### 116. CYCLODIUM, *Presl, Tent. Pterid.* 85.

ANISOCAMPIMUM, *Presl*; ASPIDIUM sp., *Auct.*; NEPHRODII sp., *J. Smith*; POLYPODII sp., *Auct.*; POLYSTICHI sp., *Presl*; GONIOPTERIDIS sp., *Fée*.

*Sori* indusiate, globose; the *receptacles* medial on the transversely anastomosed venules. *Indusium* orbicular, peltate. *Veins* pinnate, from a central costa, straight or zigzag; *venules* connivently anastomosing in arcuate or angulate areoles, sometimes producing from the angle an excurrent veinlet, which in the sterile fronds is either free or unites with the next pair of venules.

Fronds, thick, herbaceous, robust, pinnate; the fertile contracted. Rhizome sub-erect.—This genus is analogous to *Nephrodium* among the reniform *Aspidiæ*, and to *Goniopteris* among the *Polypodiæ*; but is somewhat peculiar in its robust fronds, of which the fertile are contracted. It is also nearly related to *Cyrtomium*, differing in having the transverse anastomosed venules, instead of the excurrent usually free veinlets, soriferous.

Ex.: *C. confertum*, *Presl.*  
*C. abbreviatum*, *Presl.*

| *C. meniscioides*, *Presl.*  
| *C. Cumingianum* (*Anisocampium*, *Pr.*)

### 117. POLYSTICHUM, *Roth, Tent. Fl. Germ.* iii. 69 (reduct): *Schott, Gen. Fl.* (t. 9).

HYPOPELTIS, *Richard*; ASPIDIUM, *Swartz*, in part: *Auct*; RUMOHRA, *Raddi*; HEMIGONIUM, *J. Smith*; PELTOCHLÆNA, *Fée*; CYCLOPELTIS, *J. Smith*; HEMICARDION, *Fée*; TECTARIÆ sp., *Cavanilles*; NEPHRODII sp., *Presl*; LASTRÆ sp., *Auct.*; POLYPODII sp., *Auct.*

*Sori* indusiate, globose; the *receptacles* medial or rarely termi-

nal on the venules. *Indusium* orbicular, peltate. *Veins* pinnato-furcate or simply forked, from a central costa; *venules* free; the lower anterior one usually, sometimes more, fertile.

Fronds simple pinnate or bi-tri-pinnate, rigid, coriaceous, the margins usually mucronato-serrate. Rhizome short, thick, erect.—An extensive genus, very well marked by technical characters. Probably *Cyclopeltis* should be included. The original *Polystichum* of Roth, *Aspidium* of Swartz, and *Tectaria* of Cavanilles, were all proposed about the same date, and intended to separate the indusiate species at that time referred to *Polypodium*, from among the typical non-indusiate group. In the disposition of the two former of these names, long since made by Schott and adopted by Presl, we entirely concur; but it is to be regretted that either the expressive name of Cavanilles, or the still older synonym of Adanson, was not used by Presl, instead of the more modern inexpressive one of Bory, for the group now known as *Lastrea*. The latter name having been, however, employed so long ago in the arrangements both of Presl, and J. Smith, on which modern views of classification are mainly based, and the group being so extensive that the substitution of another generic name would involve multitudinous changes, it is doubtless better now to acquiesce in Presl's nomenclature, both as to the application of *Lastrea* to the free-veined reniform *Aspidiaceæ*, and of *Nephrodium* to those having anastomosing veins.

§ *Hypopeltis*.—Pinnæ and pinnules continuous with the rachis.

Ex.:	<i>P. Lonchitis</i> , Roth.		<i>P. mucronatum</i> , Presl.
	<i>P. acrostichoides</i> , Schott.		<i>P. pungens</i> , Presl.
	<i>P. aculeatum</i> , Roth.		<i>P. flexum</i> , Philippi.
	<i>P. obtusum</i> , J. Sm.		<i>P. multifidum</i> ( <i>Aspidium</i> , Mett.)
	<i>P. coriaceum</i> , Schott.		<i>P. stenopteris</i> ( <i>Aspidium</i> , Kze.)

§ *Cyclopeltis*.—Pinnæ articulated.

Ex.:	<i>P. semicordatum</i> ( <i>Cyclop. J. Sm.</i> )		<i>P. Presliana</i> ( <i>Cyclopteris</i> , J. Sm.)
------	--	--	--

(c) *Indusium reniform*, affixed at the sinus.

\* *Veins reticulated*.

## 118. FADYENIA, Hooker, *Gen. Fil.* t. 53. (non Endl.)

ASPLENII sp., *Auct.*; ASPIDIUM sp., *Auct.*; POLYSTICHI sp., *Auct.*

*Sori* indusiate, oblong-rotundate, large, uniserial on each side

the costa; the *receptacles* terminal on the lower anterior venules. *Indusium* oblong-reniform, affixed along the deep sinus. *Veins* (sterile) indistinctly pinnato-furcate, from a central costa, the *venules* anastomosing, almost without free veinlets, the lowest forming a series of elongated costal areoles, the rest forming oblique, mostly elongated, areoles; the marginal ones shorter: or (fertile) less distinctly pinnate, the veins forming a series of large costal areoles, which produce a free included anterior venule terminated by the large sorus.

Fronds small, simple, herbaceous; the sterile broader, recumbent, attenuated and proliferous at the point; the fertile erect, obtuse, narrower, the costal areole on each side, with its included sorus, occupying almost the entire width. Rhizome short, erect.—A curious and distinct little plant. The sorus and indusium are so much elongated, and the sinus by which the latter is affixed so deep, that the fructification has a good deal of affinity with that of *Didymochlæna* and *Mesochlæna*.

Ex.: *F. prolifera*, *Hook.*

## 119. SAGENIA, *Presl, Tent. Pterid.* 86.

POLYDICTYUM, *Presl*; MICROBROCHIS, *Presl*; CARDIOCHLÆNA, *Fée*; LOBOCHLÆNA, *Fée*; PHLEBIOGONIUM, *Fée*; ASPIDIUM SP., *Auct.*; NEPHRODII SP., *Auct.*; POLYPODII SP., *Auct.*; BATHMII SP., *Auct.*

*Sori* indusiate, rotundate, superficial or immersed; the *receptacles* terminal on free veinlets, or medial or compital on anastomosed veinlets. *Indusium* cordato-reniform, affixed at the deep sinus. *Veins* pinnate from a central costa, prominent; *venules* arcuately and compoundly anastomosing in about two or three series of irregular unequal variously-shaped areoles, from the sides of which are often produced free included divaricate (sometimes fertile) *veinlets*.

Fronds simply or often pedately pinnate or bi-tri-pinnate, herbaceous, usually ample. Rhizome short, thick, erect or decumbent, or somewhat creeping.—We have already, under *Aspidium*, adverted to the unsatisfactory nature of the characters which separate that genus from *Sagenia*. The indusium appears to us to afford the best mark of distinction. There occur

among these difficult *Aspidieæ*, some species in which the indusium is strictly orbicular and peltate, and others in which it is as strictly cordato-reniform. The union of these in one genus, as has been suggested, would also involve the union of such large and well-defined groups as *Polystichum* and *Lastrea*, in which we cannot concur; and we have consequently separated them by what seems to us the most available characteristic. We have, indeed, no doubt that if all the species could be examined in a sufficiently early stage, the indusium would be found to afford a perfectly satisfactory distinction.

§ *Eusagenia*.—Free included veins few or none.

Ex.: <i>S. cicutaria</i> (Aspidium, Sw.)	<i>S. Hippocrepis</i> , Presl.
<i>S. coadunata</i> , J. Sm.	<i>S. apiifolia</i> , J. Sm.
<i>S. latifolia</i> , Presl.	<i>S. dilacerata</i> (Aspidium, Kze.)

§ *Cardiochlæna*.—Free included veins numerous.

Ex.: <i>S. decurrens</i> , Houlston.	<i>S. puberula</i> (Aspidium, Desv.)
<i>S. microsora</i> (Aspidium, Presl.)	<i>S. sinuosa</i> (Aspidium, Labill.)
<i>S. macrophylla</i> (Aspidium, Sw.)	<i>S. grandis</i> (Aspidium, J. Sm.)
<i>S. pachyphylla</i> (Aspidium, Kze.)	<i>S. vasta</i> (Aspidium, Bl.)

## 120. PLEOCNEMIA, Presl, Tent. Pterid. 183.

HAPLODICTYUM, Presl; POLYPODII sp., Auct.; ASPIDII sp., Auct.; NEPHRODII sp., Auct.

*Sori* indusiate, globose; the *receptacles* medial on the free or anastomosed venules. *Indusium* reniform, affixed at the sinus. *Veins* (of segments=*venules*;) simple or forked from a costæform mid-vein, the lower opposite ones arcuately anastomosing, forming elongated angulate costal areoles; the upper free; the intermediate usually forming one series of unequal hexagonal areoles next the costæform vein; marginal *veinlets* free.

Fronds herbaceous, ample, bi-pinnato-pinnatifid, the lower pinnæ bi-partite; or small and pinnatifid. Rhizome sub-arborescent.—The genuine species of *Pleocnemia* are large much divided ferns, having, according to Cuming and Brackenridge, a sub-arborescent caudex. *Nephrodium Blumei*, J. Sm., agrees better with them than with *Nephrodium* in its venation, especially in the sterile fronds, but not in its general habit. There are perhaps not so many species as Presl has recorded; the original



*Polypodium Leuzeanum* of Gaudichaud, is, however, at least different from the plant collected by Mr. Cuming.

Ex.:	<i>P. Leuzeana</i> , Presl.		<i>P. Cumingii</i> , Presl.
	<i>P. conjugata</i> , Presl.		<i>P. gigantea</i> , Presl.
	<i>P. Blumei</i> (Nephrod. J. Sm.)		

\* \* *Veins connivently anastomosing.*

**121. NEPHRODIUM**, *Richard, Mich. Fl. Bor. Amer. ii.*  
266 (reduct): *Schott, Gen. Fil.* (sub. t. 5; t. 10.)

ASPIDIUM, *Swartz* in part: *Auct.*; CYCLOSORUS, *Link*; ABACOPTERIS, *Fée*; PLECTOCHLÆNA, *Fée*; PRONEPHEIUM, *Presl*; ARSENOPTERIS, *Webb et Berthelot* in part; POLYPODII sp., *Auct.*; LASTREÆ sp., *Auct.*; HYPOPELTIDIS sp., *Bory*; TECTARIÆ sp., *Cavanilles*; MENISCHII sp., *Kunze*; CYCLODII sp., *Auct.*

*Sori* indusiate, globose; the *receptacles* medial on the venules. *Indusium* reniform, affixed at the sinus. *Veins* (of pinnæ) pinnate from a central costa, prominent; *venules* simple, the lower pair or more, sometimes all, angularly connivent-anastomosing, producing from the angle an excurrent veinlet, which (in deeply pinnatifid pinnæ) is free, or (in less divided pinnæ) joins the next anastomosed angle.

Fronds simple pinnatifid pinnate or pinnato-pinnatifid, herbaceous or sub-coriaceous. Spore-cases sometimes echinate. Rhizome short, erectish, or slowly creeping.—An extensive genus, the analogue of *Goniopteris* among the *Polypodiæ*.

§ *Tectaria*.—Anastomosed angles few, the lowest or lower venules only being connivently united.

Ex.:	<i>N. arbuscula</i> , Desv.		<i>N. Hookeri</i> , Moore and <i>Houlst.</i>
	<i>N. molle</i> , R. Br.		<i>N. venustum</i> , <i>Heward.</i>
	<i>N. caudiculatum</i> , Presl.		<i>N. unitum</i> , <i>Bory.</i>

§ *Abacopteris*.—Anastomosed angles numerous, all or most of the venules being connivently united.

Ex.:	<i>N. simplicifolium</i> , J. Sm.		<i>N. acrostichoides</i> , J. Sm.
	<i>N. cyatheoides</i> , Presl.		<i>N. multilineatum</i> , Presl.
	<i>N. glandulosum</i> , Presl.		<i>N. latifolium</i> , Presl.

\* \* \* *Veins free.*

**122. LASTREÆ**, *Bory, Dict. Class. d' Hist. Nat. vi. 588;*  
*Id., ix. 232 (mutat.); Presl, Tent. Pterid. 73.*

DRYOPTERIS, *Adanson*; *Schott*; GLRICHENIA, *Necker*; ASPIDIUM, *Swartz*

in part: *Fée*; NEPHRODIUM, *Richard* in part: *Auct.*; THELYPTERIS, *Schott*; ARTHROBOTEYS, *Wallich*; HYPODEMATIUM, *Kunze*; AMAUROFELTA, *Kunze*; ARSENOPTERIS, *Webb et Berthelot* in part; HEMISTHEUM, *Newman*; LOPHODIUM, *Newman*; GYMNOTHALAMIUM, *Zenker* MS; DICHASIMUM, *A. Braun*; CAMPTODIUM, *Fée*; OCHLAMYS, *Fée*; PACHYDERIS, *J. Smith* MS; LASTREASTRUM, *Presl*; PYCNOPTERIS, *Moore*; POLYPODII sp., *Auct.*; LASTRÆA sp., *Bory*; TECTABLÆ sp., *Cavanilles*; PHEGOPTERIDIS sp., *Auct.*; ARTHROPTERIDIS sp., *J. Smith*; CYSTOPTERIDIS, sp., *Auct.*; POLYSTICHI sp., *Auct.*

*Sori* indusiate, globose; the *receptacles* medial, or rarely terminal or sub-terminal on the venules. *Indusium* roundish-reniform, or sometimes small and irregularly reniform, plane or fornicate, fugacious or persistent; the basal sinus at which it is affixed, variously deep narrow broad or shallow. *Veins* simple forked or pinnate, from a central costa; *venules* free, the anterior usually (sometimes more) fertile.

Fronds herbaceous or coriaceous, pedate pinnate or bi-tripinnate, the fertile sometimes contracted. Rhizome short, thick, erect or decumbent, or elongately creeping.—We have, under *Polystichum*, stated our reasons for adhering to the name adopted for this genus by *Presl* and subsequently by *J. Smith*. It is an extensive group, presenting no very definite characters for sectional subdivision. The groups indicated below seem, however, for the most part recognisable. We are little acquainted with the *Camptodium* of *Fée*, but it seems to agree sufficiently with *Lastrea*, as here understood.

§ *Dryopteris*.—Veins usually forked sometimes pinnate, the anterior venule fertile; sori medial, or sub-terminal.

<p>EX.: <i>L. Filix-mas</i>, <i>Presl.</i>  <i>L. dilatata</i>, <i>Presl.</i>  <i>L. marginalis</i>, <i>Presl.</i>  <i>L. spectabilis</i>, <i>J. Sm.</i>  <i>L. glabella</i>, <i>Moore &amp; Houlst.</i>  <i>L. hispida</i>, <i>Houlston.</i>  <i>L. recedens</i>, <i>J. Sm.</i></p>	<p><i>L. cochleata</i> (<i>Nephrodium</i>, <i>Don.</i>)  <i>L. rigida</i>, <i>Presl.</i>  <i>L. Goldiana</i>, <i>Presl.</i> [<i>Hook.</i>]  <i>L. læta</i> (<i>Aspidium</i>, <i>Sw.</i>; <i>A. Klotzschii</i>,  <i>L. hirsuta</i> (<i>Nephrodium</i>, <i>Don.</i>)  <i>L. athamantica</i>, <i>Moore.</i>  <i>L. conifolia</i> (<i>Aspidium</i>, <i>Wall.</i>)</p>
--	---

§ *Pycnopteris*.—Veins pinnate sub-clavate; sori in several series, infra-medial on both anterior and posterior venules.

EX.: <i>L. atrata</i> , <i>Presl.</i>	<i>L. Sieboldii</i> ( <i>Pycnopteris</i> , <i>Moore.</i> )
---------------------------------------	--

§ *Camptodium*.—Veins pinnate; sori terminal or medial on both anterior and posterior venules.

EX.: *L. pedata* (*Aspidium*, *Desv.*; *Camptodium*, *Féc.*)

§ *Thelypteris*.—Veins usually forked, both venules fertile towards the margin (indusium irregular fugacious.)

Ex. : *L. Thelypteris*, *Presl.* | *L. montana*, *Moore* (*L. Oreopteris*, *Auct.*)

§ *Monophlebia*.—Veins usually simple; sori medial or sub-terminal.

Ex. : <i>L. invisa</i> , <i>Presl.</i>	<i>L. noveboracensis</i> , <i>Presl.</i>
<i>L. serra</i> , <i>Presl.</i>	<i>L. chrysoloba</i> , <i>Presl.</i>
<i>L. patens</i> , <i>Presl.</i>	<i>L. albo-punctata</i> , <i>Presl.</i> [ <i>Presl.</i> ]
<i>L. augescens</i> , <i>Houlst.</i>	<i>L. crinita</i> ( <i>Polyp Poir</i> ; <i>L. strigosa</i> ,
<i>L. Sprengelii</i> , <i>Presl.</i>	<i>L. immersa</i> ( <i>Aspidium</i> , <i>Bl.</i> )

### 123. OLEANDRA, *Cavanilles, Prælect.* (1801) 252.

NEURONIA, *Don.*; OPHIOPTERIS, *Reinwardt*; ASPIDIUM sp., *Auct.*; HYPOPELTIDIS sp., *Bory*; POLYPODIUM sp., *Auct.*

*Sori* indusiate, globose, approximate to the costa, the *receptacles*, therefore, sub-basal on the veins or venules. *Indusium* reniform, affixed at the sinus. *Veins* simple or forked from a central costa; *venules* parallel, unisoriferous dorsally near their base, their apices curved forwards and connivent with the thickened margin.

Fronds simple, membranaceous or sub-coriaceous. Stipes nodoso-articulate. Rhizome creeping, or erect and frutescent.—A very natural group, yet in technical characters not far removed from *Lastrea*. The species are all simple-fronded, and are hence quite distinct in aspect; but the most important distinction is found in the nearly basal position of the sori, with respect to the veins.

Ex. : <i>O. neriiiformis</i> , <i>Cav.</i>	<i>O. nodosa</i> , <i>Presl.</i>
<i>O. articulata</i> , <i>Presl.</i>	<i>O. pilosa</i> , <i>Hook.</i>
<i>O. Wallichii</i> , <i>Presl.</i>	<i>O. Cumingii</i> , <i>J. Sm.</i>

### 124. NEPHROLEPIS, *Schott, Gen. Fil.* (t. 3.)

NEPHRODIUM, *Link*; LEPIDONEURON, *Fée*; ASPIDIUM sp., *Auct.*; NEPHRODIUM sp., *Auct.*; HYPOPELTIDIS sp., *Bory*; POLYPODIUM sp., *Auct.*; DAVALLIÆ sp., *Auct.*; TECTARIÆ sp., *Cavanilles*; POLYSTICHI sp., *Auct.*; ARTHROPTERIDIS sp., *J. Smith.*

*Sori* indusiate, rotundate; the *receptacles* terminal on the lower anterior venules. *Indusium* (1) rotundo-cordato-reniform affixed at the sinus (nephrodioid); or (2) sub-reniform affixed oblique-transversely by the arcuate posterior margin (davallioid). *Veins* pinnato-furcate from a central costa; *venules* direct free, thickened at the apices.

Fronds pinnate, narrow elongate, herbaceous or sub-coriaceous, the pinnæ articulated. Rhizome short erect, producing elongated slender stolones which bear fasciculate crowns at intervals; or elongately creeping; sometimes tuber-bearing. The fronds are annual in one tuberous species.—The attachment of the indusium is obviously different in the two groups forming this genus, in the one approaching the aspidioid, in the other the davallioid structure; so that were it not for their uniformity of character in all other respects, they might form separate genera.

§ *Cardiostegia*.—Indusium roundish cordato-reniform, affixed sub-centrally by its sinus.

- |  |   |
|--|---|
| Ex. : <i>N. platyotis</i> , <i>Kze.</i>  | <i>N. biserrata</i> , <i>Schott.</i><br><i>N. punctulata</i> , <i>Presl.</i><br><i>N. biaurita</i> , <i>Presl.</i><br><i>N. repens</i> , <i>Brackenridge.</i> |
| <i>N. hirsutula</i> , <i>Presl.</i>      |   |
| <i>N. splendens</i> , <i>Presl.</i>      |   |
| <i>N. trichomanoides</i> , <i>J. Sm.</i> |   |

§ *Nephrolepis*.—Indusium reniform, affixed by its oblique arcuate base.

- |   |   |
|---|---|
| Ex. : <i>N. exaltata</i> , <i>Schott.</i> | <i>N. tuberosa</i> , <i>Presl.</i><br><i>N. undulata</i> , <i>J. Sm.</i><br><i>N. obtusifolia</i> , <i>Presl.</i> |
| <i>N. pectinata</i> , <i>Schott.</i>      |   |
| <i>N. davallioides</i> , <i>Kze.</i>      |   |

§ 20 CYSTOPTERIDÆ.

125. CYSTOPTERIS, *Bernhardi*, *Schrad. Neues Journ.*

*Bot. i. part ii. 5, 26, t. 2, f. 9.*

CYSTEA, *Smith*; CYCLOPTERIS, *Gray*; ASPIDIUM sp., *Auct.*; POLYPODIUM sp., *Auct.*; CYATHEÆ sp., *Auct.*; NEPHRODIUM sp., *Auct.*; ATHYRIUM sp., *Auct.*

*Sori* indusiate, rotundate; the *receptacles* medial. *Indusium* roundish-ovate, fornicate or sub-hemispherical, affixed by its broad base, the apex often lacerate, sometimes acuminate. *Veins* simple, forked or pinnate from a central costa; *venules* free.

Fronds membranaceo-herbaceous, bi-tri-pinnate. Rhizome tufted, decumbent, or elongated and creeping.—A genus of small and elegant ferns, of which the species are sometimes not easily distinguished by the fronds only, even though, as in the case of the widely creeping *C. tenuis*, and the close tufted *C. fragilis*, there may be present, when growing, differences that, as we think, prevent their being united.

- |  |  |
|--|--|
| Ex. : <i>C. fragilis</i> , <i>Bernh.</i> | <i>C. Douglasii</i> , <i>Hook.</i><br><i>C. tenuis</i> , <i>Desv.</i><br><i>C. montana</i> , <i>Bernh.</i> |
| <i>C. regia</i> , <i>Desv.</i>           |  |
| <i>C. bulbifera</i> , <i>Bernh.</i>      |  |

**126. ACROPHORUS**, *Presl, Tent. Pterid.* 93 (extens.);  
*Moore, Gard. Chron.* 1854, 135; *Id., Proceed. Lin. Soc.*  
 ii. 286.

LEUCOSTEGIA, *Presl*; ODONTOLOMA, *J. Sm.*; ? MONACHOSORUM, *Kunze*;  
 DAVALLIÆ sp., *Auct.*; ASPIDIUM sp., *Auct.*; SACCOLOMATIS sp., *Auct.*;  
 STENOLOMATIS sp., *Auct.*; CYSTOPTERIDIS sp., *Auct.*; LINDSÆÆ sp., *Auct.*;  
 MICROLEPIÆ sp., *Auct.*; HUMATÆ sp., *Auct.*; DICKSONIÆ sp., *Bory.*

*Sori* indusiate globose, superficial or immersed; the *receptacles* terminal (or rarely axillary in the forks of the venules.) *Indusium* sub-orbicular, affixed by its posterior margin or base, rarely two or three becoming confluent. *Veins* pinnato-furcate from a costa, or more rarely repeatedly dichotomous; *venules* free.

Fronds membranaceo-herbaceous or sub-coriaceous, pinnate or more frequently decomposed; the divisions isomerous or dimidiate. Rhizome creeping.—This group appears to us to be properly separated from the *Davalliæ*, on account of having its indusium fixed only by its base, very much in the way of *Cystopteris*. Both *Leucostegia* and *Odontoloma* appear to be entirely wanting in good distinguishing characters. Of *Monachosorum* we know nothing beyond *Kunze's* figure and description; judging from which, however, it appears to be founded on an aged specimen of *Acrophorus*, from which the indusium had fallen away. (See No. 100, *ante* p. lxx.)

§ *Acrophorus*.—Divisions of the frond isomerous.

Ex. : <i>A. nodosus</i> , <i>Presl.</i>	<i>A. affinis</i> , <i>Moore.</i>
<i>A. immersus</i> , <i>Moore.</i>	
<i>A. falcinellus</i> , <i>Moore.</i>	

§ *Odontoloma*.—Divisions of the frond dimidiate.

Ex. : <i>A. repens</i> ( <i>Dicksonia</i> , <i>Bory.</i> )	<i>A. adiantoides</i> ( <i>Aspidium</i> , <i>Bl.</i> )
<i>A. cuneifolius</i> ( <i>Saccoloma</i> , <i>Pr.</i> )	
<i>A. Parkeri</i> ( <i>Davallia</i> , <i>Hook.</i> )	

**127. HUMATA**, *Cavanilles, Prælect.* (1801), 272.

PACHYPLEURIA, *Presl*; PTERONEURON, *Fée*; DAVALLIÆ sp., *Auct.*; NEPHRODII sp., *Auct.*; ADIANTI sp., *Linnaeus*; NEPHROLEPIDIS sp., *Presl*;  
 SACCOLOMATIS sp., *Kunze.*

*Sori* indusiate, rotundate; the *receptacles* terminal and vertical, or rarely sub-terminal and oblique on the venules. *Indusium*

sub-orbicular-reniform or transversely oblong-reniform, plane, broadly affixed at the posterior margin. *Veins* stout, often thickened upwards, simple forked or pinnate, from a central costa; *venules* free.

Fronds small, rigid, coriaceous, simple lobed pinnatifid or pedately-pinnatifid, or sub-ternate. Sori usually vertical, rarely sub-terminal and oblique or sub-lateral to the veins. Rhizome creeping, hirsutely scaly; or tufted (*Imrayana*).—A characteristic group, with small coriaceous fronds, differing from *Acrophorus*, in the broader base of the indusium. The *Davallia Imrayana* of Hooker, an anomalous plant, appears to have its place here, on account of its broad sub-reniform indusia.

§ *Pachypleuria*.—Sori apical, vertical.

EX.:	<i>H. angustata</i> , <i>J. Sm.</i>		<i>H. alpina</i> ( <i>Davallia</i> , <i>Bl.</i> )
	<i>H. heterophylla</i> , <i>Desv.</i>		<i>H. pedata</i> , <i>J. Sm.</i>
	<i>H. pectinata</i> , <i>Desv.</i>		<i>H. lepida</i> ( <i>Davallia</i> , <i>Presl.</i> )
	<i>H. ? Imrayana</i> ( <i>Davallia</i> , <i>Hk.</i> )		<i>H. vestita</i> ( <i>Davallia</i> , <i>Bl.</i> )

§ *Pteroneuron*.—Sori sub-terminal, oblique.

EX.: *H. Gaimardiana*, *J. Sm.* (*Davallia parallela*, *Wall.*)

### § DAVALLIÆ.

## 128. MICROLEPIA, *Presl, Tent. Pterid.* 124; *Id. Epim. Bot.* 95.

SACCOLOMA, *Kaulfuss*; SCYPHOFILIX, *Thouars*; NEUROPTERIS, *Desvaux*; SELENIDIUM, *Kunze*; TAPRINIDIUM, *Presl*; DAVALLÆ sp., *Auct.*; LINDSÆ sp., *Auct.*; DICKSONIÆ sp., *Auct.*; CYSTOPTERIDIS sp., *Auct.*; LEUCOSTEGLÆ sp., *Auct.*; WIBELLÆ sp., *Fée*; POLYPODII sp., *Auct.*; ASPIDIÆ sp., *Auct.*; HUMATÆ sp., *Auct.*; SITOLOBII sp., *J. Smith*; TRICHOMANIS sp., *Auct.*

*Sori* indusiate, rotundate or transversely oblong, intramarginal or sub-marginal; the *receptacles* terminal or axillary on the veins or venules. *Indusium* semi-orbicular, attached by the base and sides, thus half-cup-shaped, the anterior margin free, truncate or rounded. *Veins* simple forked, or pinnate, from a central costa; *venules* direct free.

Fronds herbaceous or sub-coriaceous, pinnate bi-pinnate or decomposed, the margin sometimes attenuated sub-membranaceous and indistinctly crenated simulating accessory indusia. Rhizome creeping or tufted.—A genus of large-growing herbace-

ous ferns, distinguished from *Davallia* proper, by the short half-cup-shaped fructifications, and intramarginal sori. *Saccoloma* does not appear to us to present any material difference of structure; we have consequently placed it in *Microlepia*, retaining for the united group the more expressive name used by Presl.

§ *Microlepia*.—Sori distinctly intramarginal.

Ex.:	<i>M. calvescens</i> , Presl.		<i>M. platyphylla</i> , J. Sm.
	<i>M. trichosticha</i> , J. Sm.		<i>M. inæqualis</i> , Presl.
	<i>M. strigosa</i> , Presl.		<i>M. splendens</i> (Davallia, Bl.)
	<i>M. Spelunçæ</i> ( <i>Polypodium</i> , Lin.; <i>Dicksonia multifida</i> , Sw.)		

§ *Saccoloma*.—Sori sub-marginal.

Ex.:	<i>M. elegans</i> , Mett.		<i>M. Hookeriana</i> , Presl.
	<i>M. pinnata</i> , J. Sm.		

## 129. DAVALLIA, Smith, Mem. Acad. Turin. v. 414, t. 9.

WIBELIA, *Bernhardi*; STENOLOBUS, Presl; ODONTOSORIA, Presl: Fée; COLPOSORIA, Presl, in part; PÆSTIA, Presl; SCYPHULARIA, Fée; STENOLOMA, Fée; LINDSÆÆ sp., Auct.; MICROLEPIÆ sp., Auct.; POLYPODII sp., Auct.; TRICHOMANIS sp., Auct.; ADIANTI sp., Auct.; HUMATÆ sp., Desvauz; DARÆÆ sp., Auct.

Sori indusiate, roundish-oblong or elongate-oblong, marginal or sub-marginal; the receptacles terminal. Indusium membranaceous, cup-shaped or tubulose, affixed at the sides and base, thus forming a vertical oblong semicylindrical tubulose cyst, or cup, which is truncate and open at top, i.e., towards the margin. Veins forked or pinnate, from a costa; venules free.

Fronds herbaceous or coriaceous, pinnate or pinnately decom-pound. Rhizome creeping.—A well-marked genus, though the species differ in the length of the indusium or cup; those with the shorter cup-shaped sori are distinguished from *Microlepia* both by their texture and by having their sori marginal.

§ *Stenoloma*.—Indusia cup-shaped, marginal.

Ex.:	<i>D. tenuifolia</i> , Sw.		<i>D. clavata</i> , Sm.
	<i>D. Schlechtendalii</i> , Presl.		<i>D. uncinella</i> , Kze.
	<i>D. aculeata</i> , Sm.		<i>D. fumarioides</i> , Sw.

§ *Scyphularia*.—Indusia tubulose.

Ex.:	<i>D. pentaphylla</i> , Bl.		<i>D. bullata</i> , Wall.
	<i>D. dissecta</i> , J. Sm.		<i>D. canariensis</i> , Sm.
	<i>D. elegans</i> , Sw.		<i>D. elata</i> , Spr.
	<i>D. solida</i> , Sw.		<i>D. polyantha</i> , Hook.

## 130. LOXOSCAPHE, Moore, Hook. Kew Journ. Bot. v. 227.

DAVALLIÆ sp., Auct.; MICROLEPIÆ sp., Mettenius; TRICHOMANIS sp., Forst.

Sori indusiate, oblique, marginal, transversely-oblong, solitary

on the oblique dilated apices of the segments; the *receptacles* at the apex of the veinlets i.e. terminal, with usually a longer branch of the veins prolonged past the sorus into the apex of the segments. *Indusium* sub-herbaceous, broader than long, opening along the truncated mouth, equalling the margin of the frond, and forming therewith a short oblique boat-shaped cavity. *Veins* single in the narrow ultimate segments, forking below the sorus, the fertile *venule* very short.

Fronds sub-coriaceous, opaque, compoundly pinnatifid, the ultimate segments short, narrow, single-veined, soriferous obliquely at the apex. Rhizome tufted.—A small group distinguished among the *Davallieæ*, by their daræoid structure.

Ex. : L. concinnum, *Moore.* | L. gibberosum, *Moore.*  
 L. Schimperii, *Moore.* | L. Lindeni, *Moore.*

### 131. PROSAPTIA, *Presl, Tent. Pterid.* 165.

DAVALLIÆ sp., *Auct.*; POLYPODII sp., *J. Smith*; HUMATÆ sp., *Desvaux*;  
 TRICHOMANIS sp., *Forster.*

*Sori* indusiate, oblongo-rotundate, immersed in a short marginal cyst, open externally; the *receptacles* terminal at the apex of the costa. *Indusium* sub-coriaceous, continuous with, and scarcely differing from the under surface of the frond, forming an extrorse cavity in, as it were, the substance of the frond itself. *Veins* simple from a central costa or costæform vein; the latter usually, and one or two of the upper veins (branches) sometimes, soriferous.

Fronds pinnatifid, rigid, sub-coriaceous. Rhizome tufted, decumbent.—This little group differs from *Davallia*, in the texture of the indusium being homogeneous with that of the frond; and in the sori being confined, almost always, to the apex of the costa or costæform vein which traverses the centre of the pinnæ-like segments. It does not appear to have any relationship with *Polypodium*, in which it is sometimes placed; and the structure seems sufficiently different from *Davallia* to justify its separation from that genus.

Ex. : P. contigua, *Presl.* | P. Emersonii, *Presl.*



## § 22 DICKSONIÆ.

(a) *Indusium distinctly two-valved.*132. DICKSONIA, *L'Heritier, Sertum Anglicum* 30.

BALANTIUM, *Kaulfuss: Presl*; CULCITA, *Presl*; LEPTOPLEURIA, *Presl*; CYSTODIUM, *J. Smith*; DAVALLÆ SP., *Auct.*; CIBOTII SP., *Auct.*; MICROLEPLE SP., *Auct.*; PATANIÆ SP., *Auct.*; NEPHROLEPIDIS SP., *Meitenius*.

*Sori* involucreately-indusiate, globose or short transverse oblong, marginal, more or less reflexed; the *receptacles* globose or transverse oblong, terminal. *Indusium* coriaceous, double i.e. two-valved; the outer or accessory valve formed of a more or less attenuated lobule of the frond, cucullate, sometimes equalling in size, but more frequently larger than the inner valve or proper indusium, which latter, when smaller, is less convex than the outer. *Veins* simple forked or pinnate, from a central costa; *venules* free.

Fronds coriaceous, usually large decomposed, sometimes pinnate, the fertile portions appearing somewhat contracted. Rhizome thick, short, erect, or arborescent; sometimes (in *D. Culcita*) decumbent, criniferous.—A genus of noble ferns, including several arborescent species. It is distinguished from *Dennstaedtia* by the two-valved, not entire cup-shaped, indusium; and from *Cibotium* by the more or less herbaceous texture of the outer valve of the indusium, which in *Dicksonia*, is but a partially changed lobule of the frond.

Ex.: <i>D. arborescens, L'Herit.</i>		<i>D. antarctica, Labill.</i>
<i>D. squarrosa, Sw.</i>		<i>D. Sellowiana, Hook.</i>
<i>D. conifolia, Hook.</i>		<i>D. Culcita, L'Herit.</i>
<i>D. dubia, Gaud.</i>		<i>D. Plumieri, Hook.</i>
<i>D. sorbifolia, Sm.</i>		<i>D. abrupta, Bory.</i>

133. DICLISODON, *M.* (from *diktis*, double or two-valved, and *odon*.)

*Sori* involucreately-indusiate, rotundate, extra-marginal, i.e., occupying small projecting marginal teeth; the *receptacles* punctiform, terminal. *Indusium* extrorse-marginal, two-valved, flat; the outer or accessory valve a small rounded herbaceous projecting lobe of the frond; the inner valve, or proper indusium, membranaceous, larger than the lobe, distinctly reniform affixed

by the sinus. *Veins* forked or pinnate, from a central costa; *venules* free, terminating within the margin.

Fronds herbaceous, bi-pinnate, the sori entirely occupying the small projecting marginal teeth. Rhizome? . . . . .—The structure of this plant appears to us unlike that of any established genus. The sori, though not stalked, project from the margin, and entirely occupy the small marginal lobes, thus producing in general aspect a similarity to *Deparia*; but instead of being an extrorse-marginal cup, as in that genus, this projecting body here consists of two flat valves. These valves we regard as analogous to those of *Dicksonia*, from which, however, the present plant differs in the larger size of the inner valve, and in both valves lying flat in the plane of the frond open round the margin (like a bi-valve shell), instead of being reflexed so as to stand at a right angle with the plane of the frond.

Ex.: *D. deparioides* (Ceylon, *Hb. Perad.* 3062.)

134. (?) **PÆSIA**, *St. Hilaire, Voy. Distr. Diamans*, i. 381.

*Sori* sub-rotund or linear, sub-marginal, at first enclosed in the indusium. *Indusium* plane, membranaceous, thin, double or two-valved; the accessory valve growing from the margin, the special smaller sub-orbicular, at length reclinate. *Veins* pinnate free.

Fronds large, tri-pinnate, glandular-pubescent; pinnules spreading; the aspect of *Pteris*.—We know nothing of this plant, which, according to St. Hilaire, is certainly related to *Dicksonia*. He, however, compares the aspect of the plant with *Pteris*, and the sori with *Adiantum*.

Ex.: *P. viscosa*, *St. Hil.*

135. **CIBOTIUM**, *Kaulfuss, Berl. Jahrb. der Ph.* (1820);  
*Id.*, *Enum. Fil.* 229, t. 1.

*PINONIA*, *Gaudichaud*; *HLATRA*, *Menzies MS* (*Hook. Sp. Fil.*); *DICKSONIA* sp., *Auct.*; *BALANTII* sp., *Auct.*; *ASPIDII* sp., *Auct.*; *POLYPODII* sp., *Auct.*

*Sori* involucreately-indusiate, sub-globose, marginal, reflexed; the *receptacles* slightly elevated, terminal. *Indusium* two-valved,

coriaceous, distinct from the substance of the frond; the outer valve larger cucullate, the inner operculiform. *Veins* forked or pinnate from a central costa; *venules* free.

Fronds large, decomposed. Rhizome thick, short, decumbent, or erect.—This genus, like *Dicksonia*, has two-valved indusia; but in the present, the texture of the two valves is alike, and evidently different from that of the frond, on the extreme margin of which they are borne.

Ex. : C. Barometz, <i>J. Sm.</i>	C. assamica, <i>Hook.</i>
C. Schiedel, <i>Schlech.</i>	
C. glaucum, <i>Hk. and Arn.</i>	
	C. Menziesii, <i>Hook.</i>

(b) *Indusium* cup-shaped, reflexed.

**136. DENNSTÆDTIA, Bernhardi, Schrad. Journ. 1800,**  
ii. 124, t. 1, f. 3.

DICKSONIA, *Kaulfuss* : *Presl*; SITOBOLIUM, *Desvaux*; PATANIA, *Presl*; SITOLOBIUM, *J. Smith*; ADECTUM, *Link*; DEPARIÆ sp., *Hooker*; POLYPODII sp., *Auct.*; ΣΥΑΤΗÆ sp., *Auct.*; TRICHOMANIS sp., *Auct.*; NEPHRODII sp., *Auct.*

*Sori* involucreately-indusiate, globose, marginal, reflexed; the *receptacles* small punctiform, terminal. *Indusium* cupuliform or pateriform, sub-membranaceous, the special and accessory valves nearly equal, and coalescing into an almost entire, rarely sub-bilabiate, reflexed cup. *Veins* pinnate, from a central costa; *venules* simple or forked, free.

Fronds herbaceous, bi-pinnate or decomposed; the *sori* exerted within the cup-shaped involucriform indusia, and reflexed. Rhizome creeping.—A group quite distinct in habit from *Dicksonia*, and also differing in the *sori* being seated within cup-shaped indusia, which are almost or quite entire, instead of distinctly two-valved. The cup, which is formed by the confluence of the special and accessory indusia, is sometimes, but rarely, slightly notched at the sides when this confluence is not quite perfect; these instances showing its affinity with *Dicksonia*.

Ex. : D. punctilobula ( <i>Aspidium, Sw.</i> )		D. cicutaria ( <i>Dicksonia, Sw.</i> )
D. rubiginosa ( <i>Dicksonia, Klfs.</i> )		D. apiifolia ( <i>Dicksonia, Sw.</i> )
D. deltoidea ( <i>Dicksonia, Hook.</i> )		D. concinna ( <i>Davallia, Pr.</i> )
D. adiantoides ( <i>Dickson, HB.</i> )		D. macrophylla ( <i>Dicksonia, Desv.</i> )
D. nitidula ( <i>Dicksonia, Kze.</i> )		D. cuneata ( <i>Sitobolium, J. Sm.</i> )
D. moluccana ( <i>Dicksonia, Bl.</i> )		D. Zippeliana ( <i>Dicksonia, Kze.</i> )

(c) *Indusium cup-shaped, extrorse marginal.*

\* *Veins free.*

137. **DEPARIA**, *Hooker and Greville, Icon. Fil. t. 154, et Addenda.*

DICKSONIÆ sp., *Auct.*; CIBOTII sp., *Auct.*

*Sori* involucreately-indusiate, globose, marginal; the small punctiform *receptacles* and pateriform i.e. shallow cup-shaped membranaceous *indusia*, exserted and stipitate, terminating the veins, which are excurrent in the marginal teeth; the *indusium* extrorse-marginal, not recurved. *Veins* (of segments) simple, rarely forked, from a central costa, free, reaching the margin, beyond which those of the fertile teeth are exserted forming stalks to the sori.

Fronds herbaceous, pinnato-pinnatifid, proliferous. Rhizome thick, decumbent.—The peculiarity of this genus consists in its cup-shaped *indusia*, standing out direct from the edge of the frond on little stalks, which are variable in length. Sometimes, it appears, the plants bear here and there athyrioid sori, as well as the more abundant deparioid ones; this probably occurs when the plants are in a less vigorous condition, as we observe, that in cultivation, the earlier fronds have the sori mostly sessile, while afterwards, as the plants acquire vigour of growth, the little footstalks of the sori are more developed.

Ex.: *D. prolifera*, *Hk. and Grev.*

\*\* *Veins reticulated.*

138. **CIONIDIUM**, *Moore, Gard. Comp. 143; Id., Proceed. Lin. Soc. ii. 212.*

TRICHIOCARPA, *Hooker* (§): *J. Smith*; PATANEMA, *J. Smith MS.*; DEPARIÆ sp., *Hooker.*

*Sori* involucreately-indusiate, globose, marginal; the small punctiform *receptacles*, and pateriform i.e. shallow cup-shaped *indusia*, exserted and stipitate terminating the veinlets, here and there excurrent in the marginal teeth; the *indusium* extrorse-marginal, not recurved. *Veins* sub-pinnate or pinnately-forked from a central costa; *venules* reticulated, the lower forming

elongated costal areoles, the rest uniting in unequal oblong hexagonal areoles, with here and there an included free *veinlet*; marginal *veinlets* free, those opposite the teeth excurrent, and bearing the sori at their extremity.

Fronds pedately bi-pinnato-pinnatifid, membranaceo-herbaceous. Rhizome short, decumbent.—This genus differs from *Deparia* in the distinctly reticulated veins; it is also quite unlike it in general aspect.

Ex.: *C. Moorii*, *T. Moore* (*Deparia*, *Hooker.*)

§ 23 PERANEMÆ.

(a) *Veins free.*

\* *Involucres stalked.*

139. PERANEMA, *Don, Prod. Fl. Nep. 12.*

SPHÆROPTERIS, *Wallich: R. Brown* (non *Bernhardi*); PODRILEMA, *R. Brown MS.*; NEMATOPERA, *Kunze.*

*Sori* involucrate, globose; the *receptacles* globose, stipitate, medial on the lower anterior venules. *Involucre* coriaceous, stalked, globose, entire, at length bursting vertically into two irregular valves. *Veins* forked or pinnate, from a central costa; *venules* free, thickened at the apex.

Fronds tri-pinnate, herbaceous, the stipes and rachis densely clothed with spreading scales. Rhizome large, globose.—*Don's* name for this genus has unquestionably priority of publication. It cannot be set aside on the personal grounds referred to by *Dr. Wallich*, nor on the more forcible and technical objection he has urged, of its similarity to *Peronema*, for there are numerous instances of generic names equally resembling other names, being admitted without question; nor does there appear any special reason for the change in the present instance.

Ex.: *P. cyatheoides*, *Don.*

\*\* *Involucres sessile.*

140. DIACALPE, *Blume, Enum. Pl. Jav. 241.*

ASPIDIUM sp., *Wallich*; PHYSEMATIUM sp., *Kunze*; CYSTOPTERIDIS sp., *Presl*; CYATHEÆ sp., *Mettenius.*

*Sori* involucrate, globose; the *receptacles* punctiform medial

on the anterior lower venules. *Involucre* firm membranaceous or sub-coriaceous, sessile, attached by a small point, globose, entire, at length bursting and splitting irregularly from the top. *Veins* simple forked or (in the secondary pinnules) pinnate; *venules* simple, free.

Fronds decomposed, herbaceous. Rhizome short, erect?—The chief peculiarity in this genus is the hard globose entirely closed involucre, which at length burst open irregularly, and are affixed by a small point of contact. These characters separate it—not too definitely perhaps—from *Woodsia*; while from *Pernanema*, on the other hand, it is distinguished by the sessile instead of stalked globose involucre.

Ex.: *D. aspidioides*, *Bl.* | *D. pseudo-cænopteris*, *Kze.*  
*D. madagascariensis*, *Fée.* | *D. microphylla* (*Cyathea*, *Mett.*)

#### 141. (?) ARACHNIODES, *Blume, Enum. Pl. Jav.* 241.

*Sori* involucre, “roundish, scattered, inserted upon a slightly elevated *receptacle*. *Involucre* arachnoid, covering the sorus.” (*Bl.*)

“*Involucre* a cobweb-like substance, so tender as scarcely to be called a membrane, covering each sorus.”—Blume compares his plant with *Aspidium* as to habit, and with *Chnoophora* and *Trichopteris* as to its fructification. Hooker associates it doubtfully with *Diacalpe* and *Woodsia*. Fée places it without doubt, with *Alsophila*. We cannot, from the evidence we possess, form any decided opinion where it ought to be placed; but we may presume that it possibly belongs here, as Blume puts it in a section—“*indusia soris subjecta*,” and places it next to *Diacalpe*.

Ex.: *A. aspidioides*, *Bl.*

#### 142. WOODSIA, *R. Brown, Trans. Lin. Soc.* xi. 173. t. 11; (*Woodia*, *Br. Prod.* 158, in obs.)

PHYSEMATIUM, *Kaulfuss*; HYMENOCYSTIS, *C. A. Meyer*; HYMENOLÆNA, *C. A. Meyer*; PERRINIA, *Hooker*; POLYPODII sp., *Auct.*; ASPIDIUM sp., *Auct.*; ALSOPHILÆ sp., *Auct.*; DICKSONIÆ sp., *Auct.*; CYSTOPTERIDÆ sp., *Auct.*; LASTREÆ sp., *Presl*; ACROSTICHI sp., *Auct.*; CETEBACHIS sp., *Auct.*; NOTHOCHLÆNÆ sp., *Desvaux*.

*Sori* involucre i.e. with inferior indusia, globose; the

*receptacles* medial or terminal. *Involucre* soft, membranaceous, pateriform and fimbriately crinite, or calyciform with the margin lobed, or sub-globose with a contracted mouth. *Veins* simple forked or pinnate, from a central costa; *venules* free.

Fronds membranaceo-herbaceous, small, pinnate pinnatopinnatifid or bi-pinnate. Rhizome tufted, erect or decumbent.—A very well-marked group, distinguished by the involucriform nature of the indusium, the sessile sori, and free veins. There is some apparent difference between the involucre of the two extreme sections, but these seem sufficiently reconciled by the intermediate group; and *Woodsia* proper, may be regarded as having the sub-globose involucre of *Physematium* split at the margin into criniform incurved segments; thus retaining, in some measure, the cup-shaped character.

§ *Woodsia*.—Involucres minute pateriform, the margin incurvo-crinite.

Ex.: *W. ilvensis*, *R. Br.* | *W. alpina*, *Gray.*  
       *W. glabella*, *R. Br.* | *W. pilosella*, *Ruprecht.*

§ *Perrinia*.—Involucres sub-hemispherical irregularly-lobed.

Ex.: *W. obtusa*, *Torrey.* | *W. incisa*, *Gillies.*

§ *Physematium*.—Involucres sub-globose with a contracted apical mouth.

Ex.: *W. mollis*, *J. Sm.* | *W. peruviana*, *Hook.*  
       *W. fragilis* (*Dicksonia*, *Trev.*; *Hymenocystis caucasica*, *Meyer.*)

(b) *Veins reticulated.*

143. **HYPODERRIS**, *R. Brown, in Wall. Pl. Asiat. Rar.*  
 i., 16 (note).

*WOODSIÆ* sp., *Mettenius.*

*Sori* involucrete, globose; the *receptacles* compital, i.e. situated at points where several reticulated veinlets join. *Involucre* membranaceous, calyciform, fimbriate at the margin. *Veins* pinnate from a central costa, prominent; *venules* compoundly anastomosing in about three series of unequal areoles, within the ultimate of which are produced free divaricate sterile veinlets.

Fronds herbaceous, simple or three-lobed. Sori uniserial on each side the veins, more scattered towards the margin. Involucres obscure. Rhizome creeping.—Distinguished from *Woodsia* by the reticulated venation only. We take the recognition of such genera as *Hypoderris*, and *Dictyoxiphium*, by botanists who

profess to reject venation as a generic character, as in reality, a tacit admission of its importance.

Ex.: *H. Brownii*, *J. Sm.*

Order—POLYPODIACEÆ. Tribe—CYATHEINEÆ.

§ 1 THYRSOPTERIDÆ.

144. THYRSOPTERIS, *Kunze, Linnæa. ix. 507; Id., Schkuhr, Supp. i. 3, t. 1.*

PANICULARIA, *Colla.*

*Sori* involucrate, globose, obliquely-reflexed on thyrsoïd panicles; the *receptacles* large, globose, spongy, terminating the rachiform segments of the fertile portions. *Involucres* coriaceous, cup-shaped, entire, petiolate. *Veins* (of tertiary sterile pinnules) pinnate; *venules* simple or forked, free, the thickened apices terminating within the margin.

Fronds large supradecomposed, the basal pinnules of the lower pinnæ fertile with contracted rachiform unisoriferous ultimate segments; stipes several (4—5) feet long, "as thick as a walking stick," criniferous at the base; leafy portion four to five feet long, the lowest pinnæ about two feet. Rhizome short thick decumbent, tufted.—A very curious large-growing fern, remarkable for the production of distinct contracted fertile, and leafy barren portions, intermixed on the decomposed fronds, by which character it is known from the other genera of the cyatheaceous group.

Ex.: *T. elegans*, *Kze.*

§ 2 CYATHEÆ.

(a) *Involucres complete cup-shaped.*

145. CYATHEA, *Smith, Mem. Acad. Turin. v. 416.*

*SPHEROPTERIS*, *Bernhardi*; *DISPHERNIA*, *Presl*; *NOTOCARPIA*, *Presl*; *SCHIZOCÆNA*, *J. Smith*; *POLYPODII* sp., *Auct.*; *ALSOPHILE* sp., *Auct.*; *HEMITELLE* sp., *Auct.*

*Sori* involucrate, globose; the *receptacles* columnar or globose, axillary at the forking of a vein, or medial. *Involucre* membra-



naceous, cup-shaped, at first globose and covering the sorus, opening in a circumscissile manner near the apex, the cup remaining entire; or the cup bursting unequally; or, sometimes, opening vertically in 4—6 nearly equal spreading divisions. *Veins* (in the ultimate divisions) simple forked parallel-forked or pinnate, from a central costa; *venules* free.

Fronds large, herbaceous, simple pinnate bi-pinnate or decompound. Trunk or caudex arborescent.—Distinguished among the cyatheaceous ferns by the cup-shaped involucre completely surrounding the sorus.

§ *Sphæropteris*.—Sori axillary, at the forks of the veins.

Ex.:	<i>C. medullaris</i> , Sw.	} <i>C. divergens</i> , Kze.	
	<i>C. canaliculata</i> , Willd.		} <i>C. Pervillicana</i> , Fée.
	<i>C. Dregei</i> , Kze.		} <i>C. excelsa</i> , Sw.
	<i>C. cuspidata</i> , Kze.		} <i>C. spinulosa</i> , Wall.
	<i>C. Schanschin</i> , Martius.		} <i>C. vestita</i> , Martius.
	<i>C. Smithii</i> , Hk. fl.		} <i>C. elegans</i> , Heward.

§ *Notocarpia*.—Sori medial on the veins or venules.

Ex.:	<i>C. sinuata</i> , Hook. and Gr.	} <i>C. mexicana</i> , Schlecht.
	<i>C. Brunonis</i> , Wall.	

(b) *Involucres half cup-shaped.*

\* *Veins uniting in costal arcs (in some species rarely united.)*

**146. HEMITELIA**, R. Brown, *Prod. Fl. Nov. Holl.* 158, (reduct.)

CNEMIDARIA, Presl; ELRUTHERIA, Kunze; HEMISTEGIA, Presl; MICROSTEGNUS, Presl; ACTINOPHLEBIA, Presl; CYATHEÆ sp., Auct.; POLYPODII sp., Auct.

*Sori* involucrete, globose; the *receptacles* globose, medial or axillary. *Involucre* dimidiate i.e. semicalyciform with the anterior side deficient, becoming at length reflexed. *Veins* forked parallel-forked or pinnate, from a central costa; the basal veins or *venules* (next the rachis) arcuately anastomosing, forming elongated costal arcs from the exterior side of which free veinlets are produced; *venules* otherwise free. (In *H. speciosa* and some allied forms, whether species or varieties, the costal arc is only here and there produced, the veins being usually free.)

Fronds large herbaceo-coriaceous, pinnate bi-pinnate or decompound. Trunk or caudex arborescent.—This genus, which is

for the most part easily recognised at sight, is known among the *Cyathea* by its half cup-shaped involucre, combined with the arcuately-anastomosed basal venules. In one species, indeed, *H. speciosa*, and in those nearly related forms which some botanists regard as distinct from it, the arcuately-anastomosed venules are only now and then produced, and are frequently entirely wanting in those portions of fronds which form herbarium specimens. These we must consider as aberrant species, too closely allied by their external aspect to admit of their being removed from the genus; their association with which, is moreover justified by the occasional occurrence of the arcuate veins, to be observed in the cultivated plants.

§ *Cnemidaria*.—Arcuate veins always apparent.

Ex. : <i>H. obtusa</i> , <i>Klfs.</i>	<i>H. grandifolia</i> , <i>Spr.</i>
<i>H. horrida</i> , <i>R. Br.</i>	<i>H. imrayana</i> , <i>Hook.</i>
<i>H. subincisa</i> , <i>Kze.</i>	<i>H. marginalis</i> , <i>J. Sm.</i>

§ *Eleutheria*.—Arcuate veins rare, sometimes wanting.

Ex. : <i>H. speciosa</i> , <i>Klfs.</i>	<i>H. Lindenii</i> , <i>Hook.</i>
---	-----------------------------------

\* \* *Veins always free.*

**147. AMPHICOSMIA**, *Gardner, Hook. Lond. Journ. Bot. i. 441.*

*HYMENOSTEGIA*, *J. Smith*, in part; *ALSOPHILÆ* sp., *Auct.*; *HEMITELLÆ* sp., *Auct.*; *CYATHEÆ* sp., *Auct.*; *POLYPODII* sp., *Auct.*; *ASPIDIÆ* sp., *Auct.*

*Sori* involucrate, globose; the *receptacles* globose or sub-pyramidal, medial or axillary. *Involucre* dimidiate i.e. semicalyciform with the anterior side deficient becoming reflexed, or rarely forming a small shallow cup-like scale buried beneath the spore-cases. *Veins* forked or pinnate, from a central costa; *venules* free.

Fronds large, herbaceo-coriaceous, pinnate or decom pound. Trunk or caudex arborescent.—This group has the hemitelioid involucre, combined with constantly free veins.

§ *Hymenostegia*.—*Sori* medial on the veins.

Ex. : <i>A. multiflora</i> , <i>Gardu.</i>	<i>A. capensis</i> ( <i>Polypodium</i> , <i>Lin.</i> )
<i>A. Hostmanni</i> ( <i>Hemitelia</i> , <i>Hk.</i> )	<i>A. lævis</i> ( <i>Alsophila</i> , <i>J. Sm.</i> )
? <i>A. alternans</i> ( <i>Polypodium</i> , <i>Wall.</i> )	

§ *Chlamydia*.—*Sori* axillary at the forks of the veins.

Ex. : <i>A. Walkeræ</i> ( <i>Cyathea</i> , <i>Hk.</i> )	<i>A. Beyrichiana</i> ( <i>Cyathea</i> , <i>Presl.</i> )
---	--

## § 3 ALSOPHILÆ.

148. ALSOPHILA, *R. Brown, Prod. Fl. Nov. Holl.* 158.

DIORANOPHLEBIA, *Martius*; HAPLOPHLEBIA, *Martius*; TRICHOPTERIS, *Presl*; CHNOOPHORA, *Kaulfuss*; GYMNOSPHERA, *Blume*; TRICHOSTEGIA, *J. Smith*; HYMENOSTEGIA, *J. Smith*, in part; DICHORREXIA, *Presl*; LOPHOSOBIA, *Presl*; TRICHOSOBUS, *Kunze*; POLYPODIUM sp., *Auct.*; CYATHEÆ sp., *Auct.*; ASPIDIUM sp., *Auct.*; HEMITELIÆ sp., *Mettenius*.

*Sori* naked, or sometimes spuriously (i.e. squamoso-)involucrate; the *receptacles* globose or columnar, medial or axillary. *Involucre* non-apparent, or represented by a bullate scale, or a series of jointed hairs. *Veins* simple forked parallel-forked or pinnate, from a central costa; *venules* free, unisoriferous.

Fronds large, herbaceous or sub-coriaceous, bi-pinnate or decomposed. Trunk or caudex thick, erect, sometimes branching, often arborescent.—This genus differs from the foregoing in the absence of any true indusia or involucre to the sori. Like the other *Cyatheineæ* it is known from *Polypodium* (which also has round naked sori) by the elevated receptacle, but in this character, as well as in that of the obliquely-compressed form of the spore-cases, which is also a general characteristic of the *Cyatheineæ*, the species referred to *Alsophila* offer some degree of variation. Indeed it sometimes becomes difficult to distinguish between *Alsophila* and *Polypodium*, and probably some species referred to the former may really belong to the latter genus.

§ *Chnoophora*.—Sori at the axils of the veins, or mostly so.

Ex. : A. Tænitis, <i>Hook.</i>	A. elegans, <i>Martius</i> .
A. excelsa, <i>R. Br.</i>	A. australis, <i>R. Br.</i>
A. Brunouiana, <i>Wall.</i>	A. caudata, <i>J. Sm.</i>
A. aspera, <i>R. Br.</i>	A. glauca, <i>J. Sm.</i>
A. aculeata, <i>J. Sm.</i> : <i>Kze.</i>	A. crinita, <i>Hook.</i>
A. villosa, <i>Desv.</i>	A. armata, <i>Presl.</i>

§ *Gymnosphæra*.—Sori medial on the veins.

Ex. : A. radens, <i>Klfs.</i>	A. arbuscula, <i>Pr.</i> (procera, <i>Mart.</i> )
A. infesta, <i>Kze.</i>	A. echinata ( <i>Alsophila aculeata</i> , <i>Hk.</i> )
A. gigantea, <i>Wall.</i>	A. squamulata, <i>Hook.</i> [non <i>J. Sm.</i> ]
A. Colensoi, <i>Hook. fil.</i>	A. pruinata, <i>Klfs.</i>

149. AMPHIDESMIUM, *Schott, Gen. Fil.* (under t. 1.)

METAXYA, *Presl*; TRICHOPTERIS, *Parker*; CHNOOPHORÆ sp., *Auct.*; ALSOPHILÆ sp., *Auct.*; POLYPODIUM sp., *Auct.*; ASPIDIUM sp., *Auct.*

*Sori* non-indusiate, globose; the *receptacles* small ovoid,

[May, 1857.]

slightly elevated, bearing long articulated hairs, medial, often more than one borne on the same vein. *Involucres* none. *Veins* simple from a central costa, rarely forked at the base, parallel, patent, plurisoriferous, connivent with the thickened margin.

Fronds large, coriaceous, pinnate. Trunk or caudex arborescent.—The chief peculiarity which distinguishes this genus from *Alsophila*, consists in the veins frequently bearing two or three sori.

Ex. : *A. blechnoides*, *Kl.*

*Order*—POLYPODIACEÆ.      *Tribe*—MATONINEÆ.

150. **MATONIA**, *B. Brown, Wall. Pl. Asiat. Rar. i. 16, t. 16.*

*PRIONOPTERIS, Wallich, olim.*

*Sori* indusiate, globose, situated at the posterior base of the segments, and consisting of few (5—6) sessile spore-cases; the *receptacles* compital, i.e., produced at the point of confluence of several (5—10) anastomosing venules. *Indusium* umbonate-hemispherical, attached by an axile petiole, round the base of which the spore-cases are inserted, its lower margin much incurved so as to enclose the sori in the manner of an inverted inflexed cup. *Veins* forked, from a central costa; *venules* anastomosed where fertile, otherwise free.

Fronds conjugato-sub-pedately flabellate, the pinnæ produced on the anterior or upper side of the divergent branches, rigid, linear, pinnatifid, one to two feet long. Stipes slender, six to eight feet high. Rhizome creeping.—This remarkable and extremely handsome plant is quite unlike any other fern, and well deserves to rank as a distinct tribe, which we place in the neighbourhood of the *Cyatheineæ*, on account of the sub-oblique ring of the spore-cases. The indusium is very peculiar, and quite dissimilar; it is globular, with a stalk from its centre, its lower margin so much inflexed as almost or quite to join the base of the stalk, and thus to entirely enclose the spore-cases; at length bursting round the base. The change made in the

generic name—a mere change, since the former name does not appear to have been pre-occupied, and was entirely set aside—though sanctioned, or indeed, carried out, by high authority, and with Dr. Wallich's concurrence, is unfortunately bad in precedent, since no subsequent act can expunge from the records of science a name once imposed; and thus, what is now *Matonia*, has an unnecessary synonyme.

Ex. : *M. pectinata*, *R. Br.* (*Prionopteris Farquhariana*, *Wall. olim.*)

Order—POLYPODIACEÆ. Tribe—GLEICHENINÆ.

**151. PLATYZOMA**, *R. Brown, Prod. Fl. Nov. Holl.* 160.

*Sori* non-indusiate, punctiform, consisting of few (2—4) sessile spore-cases, which are soon deciduous, enclosed within the revolute-saccate pinnæ; the *receptacles* terminal on the veins. *Veins* simple, incurvo-horizontal from a central costa, free, externally obscure, prominent on the inner surface.

Fronds narrow, linear, pinnate, rigid, cæspitose; pinnæ numerous, minute, sessile, sub-orbicular-ovate; the margins remarkably revolute and glanduloso-ciliate, the under or inner surface pulverulous. Rhizome short, creeping.—Owing to the minuteness and rigidity of the pinnæ of this fern their structure is not easily seen, but we have distinctly traced the veins, and the insertion of the sori. The fertile pinnæ are more convex, and are often found split down the costa, thus divided into two sub-hemispherical portions. The plant is peculiar in habit and appearance, much more resembling *Jamesonia* than *Gleichenia*, from which latter, however, it is scarcely distinguishable in words, or in strict characters. It is a particularly elegant little fern. The spores are bluntly triangular.

Ex. : *P. microphyllum*, *R. Br.*

**152. GLEICHENIA**, *Smith, Mem. Acad. Turin.* v. 419.

*MERTENSIA*, *Willdenow*; *DICRANOPTERIS*, *Bernhardi*; *CALYMELLA*, *Presl*; *STICHRBUS*, *Presl*; *HICRIOPTERIS*, *Presl*; *GLEICHENIASTRUM*, *Presl*; *PLATZOMATIS* sp., *Desvaux*.

*Sori* non-indusiate, round, superficial or immersed, consisting

of few (usually 2—4, sometimes 5—6, and in one or two species 8—12) spore-cases, which are sessile, deciduous, globoso-pyriform, sometimes concealed by the revolute margins; the *receptacles* terminal or medial or axillary on the venules. *Veins* simple or forked, from a central costa; *venules* free, the lower anterior one usually soriferous.

Fronds rigid, rarely simply pinnatifid, usually once or oftener dichotomously branched, the ultimate branches pinnatifid or pinnate; the segments small ovate or orbicular and sometimes remarkably revolute, or larger plane linear or oblong. Rhizome creeping.—There appear to us no material distinctions between the plants referred to *Gleichenia* and *Mertensia*; we therefore agree with those who combine them. *Sticherus* of Presl, is said to have reticulated veins, and *Hicriopteris* veins anastomosing at the margin, but we have seen no such structure, and regard these as probably errors of observation.

§ *Calymella*.—Sori terminal, spore-cases 2—4.

Ex. : <i>G. rupestris</i> , <i>R. Br.</i>	<i>G. alpina</i> , <i>R. Br.</i>
<i>G. polypodioides</i> , <i>Sm.</i>	<i>G. dicarpa</i> , <i>R. Br.</i>
<i>G. semivestita</i> , <i>Labill.</i>	<i>G. circinata</i> , <i>Sw.</i> ( <i>microphylla</i> , <i>Br.</i> )

§ *Mertensia*.—Sori medial or axillary; spore-cases 3—12.

Ex. : <i>G. gigantea</i> , <i>Wall.</i>	<i>G. flabellata</i> , <i>R. Br.</i>
<i>G. Cunninghamsi</i> , <i>Heward.</i>	<i>G. pubescens</i> , <i>Kth.</i>
<i>G. dichotoma</i> , <i>Hook.</i>	<i>G. pectinata</i> , <i>Presl.</i>
<i>G. flagellaris</i> , <i>Spreng.</i>	<i>G. simplex</i> , <i>Hook.</i>

Order—POLYPODIACEÆ. Tribe—TRICHOMANINEÆ.

(a) *Involucres urn-shaped or tubular.*

\* *Veins free.*

153. **LOXSOMA**, *R. Brown MS*: *A. Cunningham, Comp. Bot. Mag.* ii. 366, t. 31—32.

DAVALLIE sp., *A. Cunningham MS*; TRICHOMANIS sp., *Harvey MS*.

*Sori* involucrate, seated in extrorse-marginal cysts placed at the sinuses of the marginal teeth, the veins continued into filiform much exserted *receptacles*, which are free within the cysts or involucreal cups, and are clothed throughout with obovate sub-

sessile spore-cases, mixed with articulated, often clavate hairs. *Involucres* free, sub-coriaceous, forming vertical marginal urn-shaped cysts, truncate at the mouth. *Veins* forked or pinnate, from a central costa; *venules* free, the upper anterior one soriferous.

Fronds sub-coriaceous, decomposed. Rhizome creeping.—The thickish texture of the fronds of this fern, and the mode of cutting, produce a general resemblance to *Davallia*. The extrorse-marginal cups, and free filiform receptacles, clothed even beyond the involucres with sessile oblique-ringed spore-cases, forbid, however, its association with that genus, and leave no alternative but to place it near *Trichomanes*, with which, in reality, the texture alone disagrees. We cannot indeed, place either *Loxsonia* or the *Trichomanes* group among the *Polypodiaceæ*.

Ex. : *L. Cunninghamsii*, R. Br.

#### 154. TRICHOMANES, *Linnaeus, Gen. Pl.*, ed. ii., 947.

ACHOMANES, *Necker* : DIDYMOGLOSSUM, *Desvaux* ; LECANIUM, *Presl* ; CARDIOMANES, *Presl* ; CEPHALOMANES, *Presl* ; RAGATELUS, *Presl* ; PACHYCHÆTUM, *Presl* ; CHILODIUM, *Presl* ; CREPIDIUM, *Presl* ; MERINGIUM, *Presl* ; HEMIPHLEBIUM, *Presl* ; MICROGONIUM, *Presl* ; ABRODICTYUM, *Presl* ; NEUROPHYLLUM, *Presl* ; MACROGLENA, *Presl* ; TASCHENERIA, *Presl* ; LEUCOMANES, *Presl* ; PLBUROMANES, *Presl* ; PSEUDACHOMANES, *Presl* ; AMPHIPHYLLUM, *Presl* ; CREPIDOMANES, *Presl* ; ODONTOMANES, *Presl* ; HOMOGOTES, *Presl* ; HYMENOPHYLLI, sp., *Auct.*

*Sori* involucrate, seated in extrorse-marginal (rarely recurved) cysts, sunk in or free on the margins of the fronds; the veins continued into filiform exserted, sometimes capitate *receptacles*, which are free within the cysts, and bear sessile lenticular spore-cases at their base. *Involucres* funnel-pitcher-shaped or shortly bell-shaped, truncate and entire at the mouth, or two lipped. *Veins* simple forked or pinnate, from a central costa, or simple costa-like in the ultimate segments, or flabellato-dichotomous; *venules* free, sometimes excurrent in the marginal teeth.

Fronds simple pinnate or decomposed, pellucid membranaceous, rarely coriaceous. Rhizome creeping (sometimes filiform) or caespitose.—A beautiful and extensive genus of delicate semi-

transparent ferns. The species which have at different times been separated under the names above quoted as synonyms, do not appear to us to present any generic differences. We admit as distinct *Féea* and *Hymenostachys* with contracted fertile fronds, the former having free, the latter anastomosed veins.

§ *Eutrichomanes*.—Involucres truncate, plane or spreading at the mouth.

Ex.: <i>T. reniforme</i> , <i>Forst.</i>		<i>T. Bancroftii</i> , <i>Hk. and Grev.</i>
<i>T. venosum</i> , <i>R. Br.</i>		<i>T. radicans</i> , <i>Sw.</i>
<i>T. glauco-fuscum</i> , <i>Hook.</i>		<i>T. Kunzeanum</i> , <i>Hook.</i>
<i>T. rigidum</i> , <i>Sw.</i>		<i>T. feniculaceum</i> , <i>Bory.</i>
<i>T. elongatum</i> , <i>A. Cunn.</i>		<i>T. giganteum</i> , <i>Bory.</i>
<i>T. anceps</i> , <i>Hook.</i>		<i>T. trichoideum</i> , <i>Sw.</i>

§ *Didymoglossum*.—Involucres two-lipped at the mouth.

Ex.: <i>T. reptans</i> , <i>Sw.</i>		<i>T. membranaceum</i> , <i>Lin.</i>
<i>T. Filicula</i> , <i>Bory.</i>		<i>T. intramarginale</i> , <i>Hk. and Grev.</i>
<i>T. quercifolium</i> , <i>Hk. and Grev.</i>		<i>T. Krausii</i> , <i>Hk. and Grev.</i>
<i>T. attenuatum</i> , <i>Hook.</i>		<i>T. humile</i> , <i>Forst.</i>
<i>T. crispum</i> , <i>Lin.</i>		<i>T. cæspitosum</i> , <i>Hook.</i>
<i>T. lucens</i> , <i>Sw.</i>		<i>T. Lambertianum</i> , <i>Hook.</i>

The following groups have certain peculiarities in the arrangement of the cells of their tissue, which produce the appearance of their being traversed by obscure secondary veins. In other respects *Abrodictyum* and *Neurophyllum*, belong to the § *Eutrichomanes*; and *Hemiphlebiium* to § *Didymoglossum*.

\* *Abrodictyum*.—Venuloid cells obliquely decurrent with the costa-like vein, and an intramarginal venuloid line.

Ex.: *T. Smithii*, *Hook.*

\* *Neurophyllum*.—Venuloid cells wavy, transverse between the veins.

Ex.: *T. pinnatum*, *Hedw.* | *T. pennatum*, *Klfs.*

\* *Hemiphlebiium*.—Venuloid cells forming an intramarginal line, with recurrent lines proceeding inwards between the veins.

Ex.: *T. muscoides*, *Sw.* | *T. pusillum*, *Sw.*

## 155. FÉEA, *Bory, Dict. Class. d'Hist. Nat.* vi. 446, t. 68.

TRICHOMANIS sp., *Auct.*; HYMENOSTACHYDIS sp., *Presl.*

*Sori* involucrate, seated in extrorse-marginal cysts, placed on the margins of contracted fronds, the veins continued into filiform exserted clavate *receptacles*, which are free within the cysts, and bear sessile lenticular spore-cases at their base. *Involucres* free sub-pellucid club-funnel-shaped, truncate at the



mouth. *Veins* (sterile) simple or forked, from a central costa; the *venules* free; those of the fertile fronds simple, very short, pedicelliform.

Fronds dissimilar, sub-pellucid, membranaceous, the sterile pinnatifid or pinnate; the fertile reduced to the rachis, long-stipitate. Rhizome erect, with stout rigid roots.—The contracted rachiform fertile fronds, quite dissimilar to the barren ones, distinguish this genus from *Trichomanes*, and the free veins from *Hymenostachys*.

Ex.: *F. spicata*, *Presl.*

} *F. nana*, *Bory.*

\*\* *Veins reticulated.*

**156. HYMENOSTACHYS**, *Bory, Dict. Class. viii. 462,*  
? t. 69.

TRICHOMANIS sp., *Auct.*

*Sori* involucrate, seated in extrorse-marginal cysts, sunk in the margin of narrower fertile fronds; the veins continued into filiform exserted *receptacles*, which are free within the cysts, and bear sessile lenticular spore-cases at their base. *Involucres* bell-shaped, coalescent into a simple linear fertile frond, the mouth truncate entire. *Veins* (sterile) forked from a central costa; *venules* and *veinlets* anastomosing, forming elongated hexagonal areoles; (fertile) simple or forked, free.

Fronds dissimilar, pellucid membranaceous; the sterile pinnatifid or pinnate; the fertile narrow linear-elongated; the *involucres* sunk side by side along the margins.—A very elegant genus, in which the veins of the sterile fronds anastomose in several series of oblique elongated areoles.

Ex.: *H. elegans*, *Presl.*

(b) *Involucres two-valved.*

**157. HYMENOPHYLLUM**, *Smith, Mem. Acad. Turin,*  
v. 418.

PTYCHOMANES, *Hedwig*; HYMENOGLOSSUM, *Presl*; LEPTOCIONIUM, *Presl*;  
SPHÆRODIUM, *Presl*; MYRMECOSTYLUM, *Presl*; CYCLOGLOSSUM, *Presl*;

CRASPEDOPHYLLUM, *Presl*; PTYCHOPHYLLUM, *Presl*; SPHEROCIONIUM, *Presl*; MECODIUM, *Presl*; DERMATOPHLEBIUM, *Presl*.

*Sori* involucrate, *i.e.*, seated within an extrorse-marginal oblong or sub-orbicular two-valved *involucre*; the veins continued into the *receptacle*, which is free included cylindrical or globose at the apex, and bears sessile or sub-sessile lenticular or turbinate spore-cases. *Veins* dichotomously branched, simple and costa-like in the ultimate segments, or simple parallel from a central costa in undivided fronds; *venules* free.

Fronds simple or decomposundly divided, pellucid membranaceous. Rhizome creeping, usually filiform.—This group, which is rather extensive, is in general well-distinguished from *Trichomanes* by the involucre consisting of two separate valves, instead of being blended into a cup. In some few species, however, where the valves are combined below, this difference becomes merely one of degree.

§ *Hymenoglossum*.—Veins simple from a central costa (fronds simple.)

Ex.: *H. cruentum*, *Cav.*

§ *Hymenophyllum*.—Veins simple costa-like in the ultimate segments.

Ex.: *H. hirsutum*, *Sw.*

*H. elegans*, *Spr.*

*H. sericeum*, *Sw.*

*H. tunbridgensis*, *Sm.*

*H. fuciforme*, *Sw.*

*H. crispatum*, *Wall.*

*H. organense*, *Hook.*

*H. pulchellum*, *Schlech.*

*H. æruginosum*, *Carm.*

*H. unilaterale*, *Willd.*

*H. dilatatum*, *Sw.*

*H. demissum*, *Sw.*

Order—POLYPODIACEÆ.

Tribe—SCHIZÆINEÆ.

### § 1 LYGODEÆ.

(a) *Veins free.*

## 158. LYGODIUM, Swartz, Schrad. Journ. 1800, ii. 7, 106.

UGENA, *Cavanilles*; HYDROGLOSSUM, *Willdenow*, in part; GISOPTERIS, *Bernhardi*; ODONTOPTERIS, *Bernhardi*; CTEISIUM, *Michaux*; ARTHROLYGODES, *Presl*; RAMONDIS, *Mirbel*; VALLIFILIX, *Thouars*; OPHIOGLOSSI sp., *Auct.*

*Fructifications* forming compressed distichous spikelets, exerted on the marginal teeth. *Spore-cases* included beneath ovate cucullate imbricated persistent scariose bractiform *indusia*,

solitary on the anterior side of the venules, attached sideways; oval, resupinate, sessile or very shortly pedicellate, having a many-rayed apical ring. *Veins* forked, often repeatedly, from a central costa; *venules* free; in the fertile spikelets pinnate, the *veinlets* sporangiferous on the anterior side.

Fronde branched, the rachis scandent; branches usually conjugate, variously digitato- or palmato-partite or pinnatifid, or pinnate, the pinnæ sometimes articulated and deciduous. Rhizome cæspitose or creeping.—A beautiful group of scandent ferns. The name *Lygodium*, was first published by Swartz in Schrader's Journal for 1800. Willdenow's name *Hydroglossum*, intended for the same group, is always referred back to the Transactions of the Erfurt Academy for 1802. It is, however, quoted by Bernhardt in a paper coeval in date (1800) with the original text of Swartz. Though it is, therefore, probable we have no means of certifying the prior publication of Willdenow's name, and hence retain that of Swartz, which has obtained general acceptance, reserving that of Willdenow, as Presl has done, for the next genus, which includes one of Willdenow's species.

Ex.: *L. dichotomum*, Sw.  
*L. japonicum*, Sw.  
*L. venustum*, Sw.  
*L. palmatum*, Sw.

*L. volubile*, Sw.  
*L. scandens*, Sw.  
*L. semibipinnatum*, R.Br.  
*L. articulatum*, Rich. and Less.

(b) *Veins reticulated.*

**159. HYDROGLOSSUM**, Willdenow, *Act. Acad. Erford.*  
 1802, 13 (reduct.); Presl, *Suppl. Tent. Pter.* 112.

LYGODICTYON, J. Smith; LYGODII sp., Auct.

*Fructifications* forming compressed distichous spikelets, exerted on the marginal teeth. *Spore-cases* included beneath ovate cucullate imbricated persistent scariose bractiform *indusia*, solitary on the anterior side of the venules, attached sideways; oval, resupinate, sessile or very shortly pedicellate, having a many-rayed apical ring. *Veins* forked, from a central costa; *venules* anastomosing in from two to four series of unequal oblique-elongated hexagonal areoles.

Fronde branched, the rachis scandent; branches conjugate,

palmato-partite or pinnate; the pinnæ sometimes articulated. Rhizome cæspitose.—This genus is distinguished from *Lygodium* by its reticulated venation.

Ex.: *H. scandens*, *Presl.* | *H. madagascariense*, *Poir.*  
*H. heterodoxum* (*Lygodium*, *Kze.*)

§ 2 SCHIZÆÆ.

(a) *Fructifications paniculate on special contracted pinnæform appendages.*

160. SCHIZÆÆA, *Smith, Mem. Acad. Turin.* v. 419.

*RIPIDIUM*, *Bernhardi*; *LOPHIDIUM*, *Richard*; *ACTINOSTACHYS*, *Wallich*; *BELVISIÆ* sp., *Mirbel*; *ACROSTICHI* sp., *Auct.*; *OSMUNDÆ* sp., *Auct.*

*Fructifications* paniculate; the spore-cases borne on the inner face of contracted fertile crests or appendages, which are digitato-pinnate or pectinato-pinnate, erect or incurved, and more or less connivent. *Spore-cases* bluntly ovate, having a many-rayed apical ring; sessile, arranged in one or two series on each side the costa of the linear segments or pinnæ of the appendages. *Veins* reduced to the costa, or flabellato-dichotomous; the *venules* ex-current in the apical teeth.

Fronds simple, bearing (when fertile) a pectinate or digitate crest of crowded terminal resupinate pinnæ; or flabellate or dichotomously multi-partite, bearing the fertile crests on the apex of the segments. Rhizome cæspitously creeping.—Of this curious genus there are three rather dissimilar groups, but they do not appear to present differences of generic value. Indeed, the § *Lophidium*, perhaps, hardly affords a valid sectional distinction in the dichotomous or flabellate condition of the fronds.

§ *Ripidium*.—Panicle pectinato-pinnate on the simple or forked stipes; spore-cases bi-serial.

Ex.: *S. bifida*, *Willd.* | *S. australis*, *Gaud.*  
*S. pectinata*, *Sm.* | *S. pusilla*, *Pursh.*

§ *Lophidium*.—Panicle pectinato-pinnate on the flabelliform more or less dichotomous fronds; spore-cases bi-serial.

Ex.: *S. elegans*, *Sm.* | *S. dichotoma*, *Sm.*

§ *Actinostachys*.—Panicle digitato-pinnate; spore-cases quadri-serial.

Ex.: *S. digitata*, *Sw.* | *S. pennula*, *Sw.*

(b) *Fructifications paniculate on distinct fronds or lateral branches.*

\* *Veins free.*

**161. ANEMIA**, Swartz, *Synops. Fil.* 155.

ORNITHOPTERIS *Bernhardi*; (*Oralthopteris*, Hook. *Gen.*, ex. *err. typ.*);  
COPTOPHYLLUM, *Gardner*; SPATHEPTERIS, *Presl*; ANEMIRHIZA, *J. Smith*;  
OSMUNDÆ sp., *Auct.*; MOHBLÆ sp., *J. Smith*.

*Fructifications* paniculate on the lower (pair of) branches of a three-branched frond, or on distinct fertile fronds; the fertile branches or fronds erect contracted rachiform decompound, the segments unilaterally sporangiferous. *Spore-cases* oval or subglobose, having a many-rayed apical ring, sessile, bi-serial on the ultimate segments. *Veins* flabellately dichotomous, sometimes dimidiately so; or forked, often repeatedly, from an evident or indistinct costa; or simple in the narrow ultimate segments; *venules* free.

Fronds pinnate or bi-tri-pinnate; dimorphous, the fertile and sterile distinct; or monomorphous, the fertile ones then always ternately branched, the two lateral branches distinct erect stipitate fertile, the terminal one spreading sterile. Pinnæ sometimes dimidiate. Rhizome short erect, or slowly or cæspitously creeping.—A genus recognized by the distinct branches of its fronds, which respectively resemble the foliage and inflorescence of a phænogamous plant. It is distinguished from *Trochopteris* by bearing its fructification on stipitate decompound rachiform fronds or branches of the frond; and from *Anemidictyon* by its free venation. We are much inclined to regard the radical fructifications of the *Coptophyllum* group, and of *Rhizoglossum* among the *Ophioglossaceæ*, as deserving of generic distinction; but the separation of these would involve a similar division of *Osmunda*, which we are unwilling to disturb, though the species with distinct fertile fronds have been separated by *Presl*. *Spathepteris* seems known only from *Plumier's* figure, which probably represents the barren frond of some *Pteris*, and the fertile of *Gymnogramma trifoliata*. Swartz writes the name *Anemia*, nearly all subsequent authors *Aneimia*.

§ *Euanemia*.—Fronds ternately branched.

- |  |  |
|--|--|
| Ex. : <i>A. collina</i> , <i>Raddi</i> . | <i>A. tenella</i> , <i>Sw</i> .        |
| <i>A. caudata</i> , <i>Klfs</i> .        | <i>A. ciliata</i> , <i>Presl</i> .     |
| <i>A. mandioccana</i> , <i>Raddi</i> .   | <i>A. Schraderiana</i> , <i>Mart</i> . |
| <i>A. trichorhiza</i> , <i>Hook</i> .    | <i>A. mexicana</i> , <i>Kl</i> .       |
| <i>A. Wightiana</i> , <i>Gardn</i> .     | <i>A. tomentosa</i> , <i>Sw</i> .      |
| <i>A. fulva</i> , <i>Sw</i> .            | <i>A. adiantifolia</i> , <i>Sw</i> .   |

§ *Coptophyllum*.—Fertile and sterile fronds distinct.

- |   |  |
|---|--|
| Ex. : <i>A. millefolia</i> , <i>Gardn</i> .                     | <i>A. aurita</i> , <i>Sw</i> .   |
| <i>A. buniifolia</i> ( <i>Coptophyllum</i> ,<br><i>Gardn</i> .) | <i>A. bipinnata</i> ( <i>Osmunda</i> , <i>Lin</i> .—f. <i>Hb</i> .;<br><i>A. cicutaria</i> , <i>Kze</i> .) |

\* \* *Veins reticulated*.

**162. ANEMIDICTYON**, *J. Smith, Hook. Lond. Journ. Bot. i. 124.*

*ANEMIDICTYUM*, *Presl*; *PHYLLITIDES*, *Presl MS.*; *ANEMILE* sp., *Auct.*; *OSMUNDE* sp., *Auct.*

*Fructifications* paniculate on the lower (pair of) branches of a branched frond, the branches erect, contracted rachiform decomposed, the segments unilaterally sporangiferous. *Spore-cases* oval, having a many-rayed apical ring, sessile, bi-serial on the ultimate segments. *Veins* parallel-forked, from a central costa; *venules* irregularly anastomosing in narrow oblique elongated areoles.

Fronds pinnate, the fertile always ternately branched, the two lateral branches distinct erect fertile, the terminal one spreading sterile. Rhizome short erect.—The reticulated venation distinguishes this genus from *Anemia*. Probably all the so-called species should be considered as varieties of one species.

- |  |  |
|--|--|
| Ex. : <i>A. fraxinifolium</i> , <i>J. Sm</i> . | <i>A. hirtum</i> , <i>Presl</i> .                    |
| <i>A. Phyllitidis</i> , <i>J. Sm</i> .         | <i>A. Tweedieanum</i> ( <i>Anemia</i> , <i>Hk</i> .) |

(c) *Fructifications sub-marginal on the plane sub-contracted segments.*

**163. MOHRIA**, *Swartz, Synops. Fil. 159, t. 5.*

*LONCHITIS*, *Bernhardi*; *OSMUNDE* sp., *Auct.*; *ADIANTI* sp., *Auct.*; *POLYPODII* sp., *Auct.*

*Fructifications* consisting of distinct oligocarpous sori, situated near the revolute margins of the concave, somewhat contracted, pinnules. *Spore-cases* scattered or sub-solitary, sub-globose,

having a many-rayed apical ring, attached at or near the apices of the venules in an irregular intramarginal series. *Veins* (of the pinules) pinnate, from a central costa; *venules* simple or forked, free.

Fronds bi-pinnate or sub-tri-pinnatifid, herbaceous. Rhizome short, creeping.—This genus and *Trochopteris*, differ from the other genera of the group, in the production of their spore-cases near the margin of the flat scarcely contracted segments.

Ex.: *M. thurifraga*, Sw.

164. **TROCHOPTERIS**, *Gardner, Hook. Lond. Journ. Bot. i. 74, t. 4.*

*ANEMIA* sp., *Auct.*

*Fructifications* borne on the lacinated margins of the somewhat contracted flat leafy lobes (basal pair). *Spore-cases* bluntly ovate, having a many-rayed apical ring, which extends from the apex half-way down; sessile bi-serial on the upper or inner face of the narrow marginal segments. *Veins* flabellato-dichotomous; *venules* free.

Fronds rosulate, scarcely an inch long, spreading horizontally, sub-rotund, pilose, five-lobed, the two basal lobes somewhat contracted, flat, lacinate, sporangiferous. Rhizome short, erect.—A singular little plant, in habit more like a rosulate lichen than a fern; sufficiently distinguished from *Anemia* by the fructifications being produced on flat lobes—so little changed and lying flat in the plane of the frond, that they look like mere diminished basal lobes.

Ex.: *T. elegans*, *Gardn.*

Ord.—POLYPODIACEÆ. Tr.—CERATOPTERIDINÆ.

165. **CERATOPTERIS**, *Brongniart, Bull. Soc. Phil. 1821, 184; Id., Dict. Class. d'Hist. Nat. iii. 351.*

*TELEOZOMA*, *R. Brown*; *CRYPTOGENIS*, *Richard MS*; *CHLADOSTACHYS*, *Wallich MS*; *ELLOBOCARPUS*, *Kaulfuss*; *PARKEBIA*, *Hooker*; *BELVISIA*, *Mirbel*, in part; *FURCABIA*, *Desvaux*; *PTERIDIS* sp., *Auct.*; *ACROSTICHI* sp., *Auct.*

*Sori* indusiate, continuous, occupying the longitudinal veins.

[May, 1857.]

*Spore-cases* few, loosely disposed, globose, furnished with a very broad incomplete ring, of which from one-third to three-fourths or more is wanting, (sometimes almost obsolete consisting only of 3—4 striæ). *Indusium* universal, formed of the membranaceous revolute margins of the narrow siliquiform segments. *Veins* of the sterile fronds uniformly reticulated in oblique oblong hexagonal areoles; of the fertile few, longitudinal, distantly anastomosing.

Fronds herbaceous-membranaceous, annual, proliferous, bi-tri-quadri-pinnatifid, dimorphous; segments of the fertile ones linear, revolute, siliquiform. Rhizome short, erect. Aquatic herbs.—*Parkeria* differs only in the exaggerated reduction of the striæ of the ring. The reputed species appear to be doubtfully distinct.

Ex. : <i>C. thalictroides</i> , <i>Brongn.</i>	<i>C. Parkeri</i> , <i>J. Sm.</i>
<i>C. Gaudichaudii</i> , <i>Brongn.</i>	<i>C. Lockharti</i> , <i>Kze.</i>

Order—POLYPODIACEÆ. Tribe—OSMUNDINEÆ.

(a) *Fructifications paniculate.*

## 166. OSMUNDA, *Linnaeus*, *Gen. Plant.* 778.

APHYLLOCALPA, *Cavanilles*; STREUTHIOPTERIS, *Bernhardi*; PLENASIMUM, *Presl*; OSMUNDASTRUM, *Presl*; RIEDLEA, *Mirbel*, in part.

*Fructifications* paniculate, terminal or lateral on contracted rachiform portions of fronds, or occupying distinct contracted fronds. *Spore-cases* crowded on the margins or over the surface of the segments, obovate-globose, pedicellate or sessile, having an incomplete or rudimentary gibbous ring, (represented by a few parallel striæ) near the apex, and bursting vertically in two equal hemispherical valves. *Veins* forked, from a central costa; *venules* free.

Fronds coriaceous or herbaceous, pinnate or bi-pinnate; the pinnæ or segments often articulate; fertile segments contracted, usually rachiform, simple or compound, terminal medial or basal on the fronds, or sometimes occupying distinct contracted fronds.



Rhizome caudiciform or tufted.—The three groups indicated below, differ chiefly in the position of the fertile pinnæ.

§ *Euosmunda*.—Panicles terminal, i.e., upper pinnæ transformed, sporangiferous.

Ex.: *O. regalis*, *Lin.* | *O. gracilis*, *Link.*

§ *Plenasium*.—Lateral pinnæ transformed, sporangiferous.

Ex.: *O. javanica*, *Bl.* | *O. Claytoniana*, *Lin.* (interrupta, *Mich.*)

§ *Osmundastrum*.—Fertile and sterile fronds distinct.

Ex.: *O. cinnamomea*, *Lin.* | *O. imbricata*, *Kze.*

(b) *Fructifications dorsal.*

167. **TODEA**, *Willdenow, Act. Acad. Erford.* 1802, 14.

LEPTOPTERIS, *Presl*; OSMUNDÆ sp., *Auct.*; ACROSTICHI sp., *Auct.*

*Fructifications* on the under surface of the pinnules, consisting of oblong or linear simple or forked sori, which are crowded and polycarpous at length confluent, or oligocarpous consisting of scattered spore-cases. *Spore-cases* obovate-globose, pedicellate, having an incomplete or rudimentary gibbous ring (represented by a few parallel striæ) near the apex, and bursting vertically in two equal hemispherical valves. *Veins* simple in the ultimate (narrow) segments, or simple or forked from a central costa; *venules* free, evident in the unaltered fertile portions, either veins or venules, or both being soriferous.

Fronds monomorphic, coriaceous or pellucid-membranaceous, bi-pinnate; pinnæ articulate with the rachis. Rhizome caudiciform.—A well-marked genus, with the spore-cases of *Osmunda*, but borne on fronds which are either not at all, or not sensibly contracted. Though strikingly different in appearance, and held to be generically distinct by high authority, we cannot find in the two groups we have referred here, any distinctive marks besides the coriaceous texture and polycarpous sori of the one, and the pellucid-membranaceous texture and less crowded sori of the other—differences elsewhere disregarded, and not, as it appears to us, of generic importance.

§ *Todea*.—Coriaceous: sori consisting of dense masses of spore-cases,

Ex.: *T. barbara* (*africana*, *Willd.*)

§ *Leptopteris*.—Pellucid-membranaceous; sori consisting of fewer more scattered spore-cases.

Ex.: *T. superba*, *Colenso*. | *T. hymenophylloides*, *Rich. and Less.*  
*T. Fraseri*, *Hook. and Gr.* | *T. Wilkesiana*, *Brackenridge.*

Order—MARATTIACEÆ. Tribe—MARATTINÆÆ.

### § 1 ANGIOPTERIDÆÆ.

#### 168. ANGIOPTERIS, *Hoffmann, Comm. Gött. xii. 29, t. 5.*

CLEMENTEA, *Cavanilles*; ? PSILODOCHEA, *Presl*; POLYPODIUM sp., *Auct.*

*Sori* dorsal, involucrate, sessile, linear-oblong or oval-elliptic, consisting of two opposite contiguous series of (5—12) free spore-cases; which are obovate retuse, sometimes marginate, affixed by the base, and bursting on the inner face by an obovate or elliptic vertical cleft. *Receptacles* linear elevated. *Involucres* linear, scariose, fimbriate, persistent (? sometimes wanting). *Veins* simple or forked from a central costa; *venules* parallel, free, dorsally soriferous near the margins.

Fronde ample bi-pinnate; pinnules articulate. *Spore-cases* at first laterally connected, at length free. Rhizome fleshy, subglobose, often becoming erect in age.—This genus is known by its free yet contiguous spore-cases ranged in two close opposite series. *Psilodocha* of *Presl*, containing one Indian species, which we have not seen, is said to differ in the absence of an involucre, and in some other minor points.

Ex.: *A. evecta*, *Hoffm.* | *A. indica*, *Desv.*  
*A. crassipes*, *Wall.* | *A. pruinosa*, *Kze.*  
*A. Teysmanniana*, *De Vr.* | *A. salicifolia*, *De Vr.*

### § 2 MARATTIÆÆ.

(a) *Sori sessile on the veins.*

#### 169. MARATTIA, *Smith, Plant. Icon. Ined. t. 46—48; Id., Mem. Acad. Turin. v. 419.*

MYRIOTHECA, *Commerson*; CHLANTHERA, *Thouin*; DISCOSTEGIA, *Presl.*

*Sori* dorsal, involucrate, sessile, oblong, horny, opaque, lon-

gitudinally divided into two opposite valves or lobes, thus consisting of two opposite series of (3—11) connate spore-cases; the valves convex outside, plane within, the spore-cases of each valve bursting on their inner face by a vertical cleft or slit. *Receptacles* linear or globose, medial. *Involucres* linear-elliptic oval or orbicular, scariose, fimbriate, persistent. *Veins* simple or forked, from a central costa; *venules* parallel, free, dorsally soriferous near or at the margins.

Fronds ample, bi-tri-pinnate; pinnules articulate. Rhizome large, globose, or caudiciform, consisting of the thick squamæform bases of the fronds.—The *Marattiæ* are distinguished from the *Angiopterideæ*, by having the spore-cases consolidated into bi-valved sori, along which they form two opposite lines; while in the latter, the spore-cases, which are also placed in two opposite lines, are distinct and separable. The presence of an involucre distinguishes *Marattia* from *Gymnotheca*, while both these are known from *Eupodium* by having sessile instead of pedicellate sori.

Ex.: *M. attenuata*, Labill. | *M. sorbifolia*, Sw.  
*M. alata*, Sm. | *M. sylvatica*, Bl.

## 170. GYMNOTHECA, Presl, Supp. Tent. Pterid. 12.

STIBASIA, Presl; MARATTIÆ sp., Auct.

*Sori* dorsal, non-involucrate, sessile, oblong, horny, opaque, longitudinally bi-valved, thus consisting of two opposite series of (6—12) connate spore-cases, the valves convex outside, plane within, the spore-cases of each valve bursting on their inner face by a vertical cleft or slit. *Receptacles* linear or globose, medial. *Involucre* none. *Veins* simple or forked, from a central costa; *venules* parallel, free, dorsally soriferous near the margins.

Fronds ample bi-pinnate, the pinnules articulate. Rhizome large, globose, composed of the thick squamæform bases of the fronds.—This group is distinguished from *Marattia* by the absence of an involucre.

Ex.: *G. cicutæfolia*, Presl. | *G. laxa*, Presl.  
*G. Douglasii* (Stibasias, Presl.) | *G. Mertensiana*, Presl.

(b) *Sori pedicellate.*

**171. EUPODIUM**, *J. Smith, Hook. Journ. Bot.* iv. 190.  
(in obs.); *Id., Lond. Journ. Bot.* i. 129.

MARATTIÆ sp., *Auct.*

*Sori* dorsal, non-involucrate, pedicellate, roundish-oblong, horny opaque, longitudinally divided into two opposite valves or lobes, thus consisting of two opposite series of (about 4) connate spore-cases, the valves convex outside, plane within, the spore-cases of each valve bursting on their inner face, by a vertical cleft or slit. *Receptacles* sub-globose, medial. *Involucres* none. *Veins* (pinnules) simple forked or pinnate, from a central costa; *venules* free, dorsally soriferous.

Fronde large, tri-pinnate; pinnules articulated. Rachis winged. Rhizome fleshy, sub-globose, or becoming erect in age.—A genus well-distinguished by the pedicellate sori.

Ex.: *E. Kaulfussii*, *J. Sm.*

*Order*—MARATTIACEÆ. *Tribe*—KAULFUSSINEÆ.

**172. KAULFUSSIA**, *Blume, Enum. Fil. Javae*, 260.

MACROSTOMA, *Hooker MS.*; ASPIDIUM sp., *Auct.*

*Sori* dorsal, non-indusiate, sessile, globose, fleshy-coriaceous, concavo-hemispherical, crenate, consisting of 10—12 spore-cases arranged in a single concrete cyclose series; the spore-cases bursting on the inner face, by a vertical oblong or linear-obovate cleft or slit. *Receptacles* globose, compital. *Veins* prominent, pinnate; *venules* anastomosing in hexagonoid areoles, soriferous on the points of confluence, the ultimate areoles containing free clavate *veinlets*.

Fronde coarse, ternate, the under surface furnished copiously with cavities, which are probably secretory organs. Rhizome thick, ? decumbent.—The structure of the fructifications in this genus is very distinct from all others, the single series of concrete spore-cases forming a shallow circular cup-shaped, or rotate mass.

Ex.: *K. æsculifolia*, *Bl.*

[ *K. assamica*, *Griff.*

Order—MARATTIACEÆ. Tribe—DANÆINEÆ.

173. DANÆA, *Smith, Mem. Acad. Turin. v. 420, t. 9.*

ARTHRODANÆA, *Presl*; HOLODANÆA, *Presl*; HETERODANÆA, *Presl*;  
? DANÆOPSIS, *Presl*; ASPLENII sp., *Linnaeus*.

*Sori* dorsal, linear, occupying the whole length of the parallel veins, crowded so as to cover the whole surface of the fertile fronds; each sorus consisting of a double linear series of numerous erect fleshy spore-cases, which are oblique-ovate with a contracted mouth, united laterally and by their inner faces, sunk in a confluent fleshy persistent elevated mass (which may be taken to represent an involucre), and at length opening at top by a small round aperture. *Receptacles* slender (according to *Presl*). *Veins* forked, from a central costa; *venules* parallel, their apices arcuately confluent with the margin.

Fronds pinnate, rarely simple, fleshy coriaceous, the fertile somewhat contracted; pinnæ usually articulate. Rhizome woody, erect or decumbent.—A genus remarkable for its crowded spore-cases, consolidated in a fleshy mass, which represents an involucre, and opening by pores over the surface.

*Danæopsis* of *Presl*, if possessing anastomosing venation, as figured by *Raddi*, together with the true fructification of this order, should form a separate genus.

§ *Eudanæa*.—*Sori* affixed to the veins by their whole length (*Presl.*)

Ex. : <i>D. simplicifolia</i> , <i>Rudge.</i>	<i>D. nodosa</i> , <i>Sm.</i>
<i>D. Leprieurii</i> , <i>Kze.</i>	<i>D. alata</i> , <i>Sm.</i>
<i>D. trifoliata</i> , <i>Rehb.</i>	<i>D. elliptica</i> , <i>Sm.</i>

§ *Heterodanæa*.—*Sori* affixed at the centre, otherwise free (*Presl.*)

Ex. : *D. stenophylla*, *Kze.*

? § *Danæopsis*.—*Sori*? . . . ; veins anastomosing (*Presl.*)

Ex. : *D. paleacea*, *Raddi.*

Order—OPHIGLOSSACEÆ.

(a) *Fructifications in a branched panicle.*

174. BOTRYCHIUM, *Swartz, Schrad. Journ. 1800, ii. 8, 110.*

OSMUNDA, *Bernhardi*, and *Auct.*; BOTRYPUS, *Michaux.*

*Fructifications* paniculate, formed of numerous secund spikelets,

on a distinct branch of the frond. *Spore-cases* erect, sessile free, bi-serial, globose, fleshy-coriaceous, bursting vertically in two equal hemispherical valves. *Veins* flabellato-dichotomous or dichotomo-furcate, from a central costa; *venules* free.

Fronds herbaceous or sub-carnose, pinnatifid pinnate or ternately decomposed; the sterile and fertile branches distinct. Rhizome short, erect, fleshy.

Ex.:	B. Lunaria, Sw.		B. simplex, Hitchcock.
	B. virginicum, Willd.		B. rutaceum, Sw.
	B. lunarioides, Sw.		B. matricarioides, Willd.
	B. lanuginosum, Wall.		B. australe, R. Br.

(b) *Fructifications* spicate, the spore-cases in glomerate tufts,

### 175. HELMINTHOSTACHYS, Kaulfuss, *Enum Fil.* 28, t. 1.

BOTRYOPTERIS, Presl; OPHIALA, Desvoux; BOTRYCHII sp., Auct.; OPHIOGLOSSII sp., Auct.; OSMUNDÆ sp., Auct.

*Fructifications* consisting of glomerate verticillate pedicellate tufts of spore-cases, the whorls terminated by a crest-like appendage, and arranged in distichous spiked panicles on a distinct branch of the frond. *Spore-cases* fleshy-coriaceous, globose, sessile, inverse, bursting on the outer side, from the base upwards, in two equal or sub-equal hemispherical valves. *Veins* forked, from a central costa; *venules* parallel, free.

Fronds herbaceous or coriaceous, trifoliately digitato-pedate, the fertile and sterile branches distinct. Rhizome stout, horizontal, with coarse roots.

Ex.: H. zeylanica, Hook.

(c) *Fructifications* spicate, the spore-cases in a single marginal series.

### 176. OPHIOGLOSSUM, Linnæus, *Gen. Plant.* 779.

OPHIODERMA, Endlicher; CHEIROGLOSSA, Presl; RHIZOGLOSSUM, Presl; CASSIOPTERIS, Karsten MS, (Klotzsch.)

*Fructifications* in a distichous spike, terminating a distinct branch of the frond, or on distinct fronds. *Spore-cases* uni-

serial along each margin of the compressed spike, with which they are connate, horizontal, globose, bursting in two equal hemispherical valves. *Veins* uniformly reticulated in roundish or elongated hexagonal areoles, sometimes from an indistinct costa, occasionally obscure; the ultimate areoles with or without included free *veinlets*.

Fronds sub-carnose two- or many- branched, the sterile branch simple dichotomously parted or palmato-lobate, the fertile simple; sometimes the fronds simple, the fertile and sterile distinct and dissimilar. Rhizome fleshy, sub-globose or short cylindrical-ovate.

§ *Euophioglossum*.—Fertile spikes solitary; sterile branches ovate or linear.

Ex.:	<i>O. vulgatum</i> , <i>Lin.</i>		<i>O. reticulatum</i> , <i>Lin.</i>
	<i>O. lusitanicum</i> , <i>Lin.</i>		<i>O. bulbosum</i> , <i>Mich.</i>
	<i>O. pedunculatum</i> , <i>Desv.</i>		<i>O. Wightii</i> , <i>Hook and Gr.</i>

§ *Ophioderma*.—Fertile spikes solitary; sterile branches fasciæform, dichotomous or sometimes undivided.

Ex.: *O. pendulum*, *Lin.* | *O. intermedium*, *Hook.*

§ *Rhizoglossum*.—Sterile and fertile fronds distinct.

Ex.: *O. Bergianum*, *Schlech.*

§ *Cheiroglossum*.—Fertile spikes several from the margin of the sterile branch, at its base.

Ex.: *O. palmatum*, *Lin.*

## Order—LYCOPODIACEÆ.

### § 1 PHYLLOGLOSSEÆ.

**177. PHYLLOGLOSSUM**, *Kunze, Bot. Zeit.* 1843, 724, with fig.

LYCOPODII sp., *Spring.*

*Spore-cases* (antheridia) one-celled, two-valved, opening by a transverse vertical cleft, reniform, sessile and solitary in the axils of bracts which are collected into a short pedunculated spike. *Spores* numerous, very minute.

A dwarf herb, with orchidiform tubers, and a few simple fibres from the crown. Leaves few subulate, erect, radical, shorter than the erect scape, which is naked below and terminated by a

short spike of fructification.—This curious little genus is the link uniting *Lycopodium* with *Ophioglossum*, having the pedunculate spike of *O. Bergianum*, with the fructification of a *Lycopodium*.

Ex.: *P. Drummondii*, *Kze.*

## § 2 LYCOPODEÆ.

(a) *Fructifications consisting of antheridia only,*

\* *Spore-cases one-celled.*

### 178. LYCOPODIUM, *Linnæus, Gen. Plant. 792 (reduct);* *Spring, Mon. Lycopod. i. 17.*

SELAGO, *Dillenius*; HUPERZIA, *Bernhardi*; DIDYCLIS, *Palisot de Beauvais*; LEPIDOTIS, *Palisot de Beauvais*; PLANANTHUS, *Palisot de Beauvais*; CHAMÆOLINIS, *Martius*; DIPHASIUM, *Presl.*

*Spore-cases* (antheridia) one-celled, two-valved, opening by a transverse vertical cleft, reniform; sessile and solitary in the axils of the leaves, or of bracts collected into spikes of fructification. *Spores* numerous minute, globosely-tetrahedral.

Moss-like terrestrial or epiphytal plants, with leafy stems, simple or branched, erect or pendulous; the leaves nearly uniform, and disposed in from eight to sixteen, rarely in about four rows, on the stems; the fructification sometimes occupying the axils of the upper leaves, sometimes those of bracts collected into terminal or lateral sessile or pedunculate cone-like cylindrical spikes.—This genus differs from *Selaginella*, in having but one kind of spore-case, that called an *antheridium*; it also differs in having the leaves nearly uniform, and usually disposed in many rows equally around the stem.

§ *Selago*.—Antheridia scattered in the axils of the leaves.

Ex.:	<i>L. Selago, Lin.</i>		<i>L. reflexum, Lam.</i>
	<i>L. serratum, Thunb.</i>		<i>L. ulicifolium, Vent.</i>
	<i>L. dichotomum, Jacq.</i>		<i>L. gnidioides, Lin.</i>
	<i>L. funiforme, Cham.</i>		<i>L. verticillatum, Lin.</i>

§ *Lepidotis*.—Antheridia in the axils of bracts collected into spikes.

Ex.:	<i>L. Phlegmaria, Lin.</i>		<i>L. ophioglossoides, Lam.</i>
	<i>L. inundatum, Lin.</i>		<i>L. annotinum, Lin.</i>
	<i>L. alopecuroides, Lin.</i>		<i>L. clavatum, Lin.</i>
	<i>L. dendroideum, Mich.</i>		<i>L. complanatum, Lin.</i>
	<i>L. carolinianum, Lin.</i>		<i>L. cernuum, Lin.</i>
	<i>L. Jussizæ, Desv.</i>		<i>L. laterale, R. Br.</i>



\*\* *Spore-cases two-lobed, the lobes one-celled.*

**179. TMESIPTERIS, *Bernhardi*, Schrad. Journ. 1800, ii. 131, t. 2, f. 5.**

TMESOPTERIS, *Kunze*; LYCOPODII sp., *Auct.*; PSILOTI sp., *E. Brown.*

*Spore-cases* (antheridia) two-lobed, the lobes divaricate sub-acute, two-valved, opening by a vertical cleft; coriaceous, sessile in a fork of the leaf. *Spores* oblong, with a single stria.

Stems leafy angulate. Leaves vertical, sessile, decurrent, coriaceous, the fertile ones didymous or dichotomous, stipitate.

Ex.: *T. tannensis, Bernh.*

\*\*\* *Spore-cases three-celled.*

**180. PSILOTUM, *Swartz*, Schrad. Journ. 1800, ii. 8, 109.**

BERNHARDIA, *Willdenow*; HOFFMANNIA, *Willdenow*; IPPHIA, *Noronha*; GARSULTIA, *Commerson MS.*; BUCHOSIA, *Commerson MS.*; TRISTECA, *Palisot de Beauvais*; LYCOPODII sp., *Auct.*

*Spore-cases* (antheridia) three-celled, three-valved, coriaceous, scattered; sessile in the axils of the minute bract-like leaves. *Spores* oval, with a single stria.

Stems compressed or angular, dichotomously forked. Leaves none, or reduced to minute bractiform subulate scales, in the axils of which are produced the scattered fructifications.

Ex.: *P. triquetrum, Sw.* | *P. complanatum, Sw.*

(b) *Fructifications comprising both antheridia and oophoridia.*

**181. SELAGINELLA, *Palisot de Beauvais*, Prod. Aetheog. 101 (extens.); *Spring*, Mon. Lycopod. ii. 52.**

STACHYGYNANDRIUM, *Palisot de Beauvais*; DIPLOSTACHYUM, *Palisot de Beauvais*; GYMNOGYNUM, *Palisot de Beauvais*; MIRMAU, *Adanson*; ACOPODIUM, *Necker*; LYCOPODII sp., *Auct.*

*Spore-cases* of two kinds: (1) *antheridia*, one-celled, two-valved, opening at the apex, erect, oblong or globose, containing numerous small spores; (2) *oophoridia*, one-celled, two to four

lobed, two to four valved, containing about 4, rarely 1—3 or 8 larger spores or corpuscles. *Fructifications* in the axils of bracts collected in four rows into spikes which are four-sided.

Jungermannia-like or fern-like plants, frequently creeping; the stems usually much dichotomously branched, clothed with leaves of two forms, disposed in four rows. The fructifications form angulate spikes.—This genus is separated from *Lycopodium*, on account of its producing two kinds of spore-cases. The stems usually bear two kinds of leaves, the larger disposed in a distichous manner, stipuliform ones being placed between them.

§ *Stachygynandrium*.—Leaves monomorphous, disposed in several rows.

Ex. : <i>S. rupestris</i> , <i>Spring.</i>	<i>S. sanguinolenta</i> , <i>Spring.</i>
<i>S. spinosa</i> , <i>Pal. de B.</i>	<i>S. uliginosa</i> , <i>Spring.</i>

§ *Diplostachyum*.—Leaves dimorphous, disposed in four rows.

Ex. : <i>S. involvens</i> , <i>Spring.</i>	<i>S. lepidophylla</i> , <i>Spring.</i>
<i>S. apus</i> , <i>Spring.</i>	<i>S. denticulata</i> , <i>Link.</i>
<i>S. serpens</i> , <i>Kl.</i>	<i>S. inerescentifolia</i> , <i>Spring.</i>
<i>S. lævigata</i> , <i>Spring.</i>	<i>S. inæqualifolia</i> , <i>Spring.</i>
<i>S. fiabellata</i> , <i>Spring.</i>	<i>S. stolonifera</i> , <i>Spring.</i>

### Order—MARSILEACEÆ.

#### § 1 ISOËTEÆ.

182. ISOËTES, *Linnaeus*, *Itin. Scan.* 420; *Id.*, *Gen. Pl* ed. 5., 1048.

CALAMARIA, *Dillenius*.

*Spore-cases* sessile, solitary in the axils of the (radical) leaves, adherent to their excavated dilated base, one-celled, traversed by delicate thread-like receptacles; of two kinds: (1) *antheridia*, those of the central leaves, containing very numerous minute oblong spores; (2) *oophoridia*, those of the outer leaves, containing numerous larger globose-tetrahedral spores.

Submersed aquatic plants, with a thick succulent tuberous rhizome or crown, and awl-shaped radical leaves, at the base of which the fructifications are borne. They have very strong affinity with *Lycopodium*.

Ex. : <i>I. lacustris</i> , <i>Lin.</i>	<i>I. Engelmanni</i> , <i>A. Br.</i>
---	--------------------------------------

## § 2 SALVINIÆ.

183. SALVINIA, *Micheli, Gen. 107, t. 58; Schreb. Gen. Plant. 1617.*

*Spore-cases (Conceptacles)* clustered in short distichous cymes terminating short leafless branches on the under side of the stems; thin, globular, bursting irregularly, one-celled, containing bodies of two kinds: (1) *antheridia*, consisting of numerous minute spherical vesicles, borne on branching pedicels from a central receptacle, and full of small spores; (2) *oophoridia*, consisting of larger bodies, short stalked, on a central receptacle, each including a single large spore.

Floating branched plants, with sessile entire imbricated, cellular leaves above, the fructifications growing on short leafless branches from the under side of the stems, surrounded by long rootlets.

Ex.: *S. natans, Hoffm.*

| *S. oblongifolia, Martius.*

184. AZOLLA, *Lamarck, Encyc. Bot. i. 340.*

CARPANTHUS, *Rafinesque*; RHIZOSPERMA, *Meyer.*

*Spore-cases (Conceptacles)* binate on short branches at the base of the pinnæ, on the under side of the stems, one-celled, of two kinds: (1) *antheridia*, consisting of ovate-oblong bodies, opening transversely, and containing several roundish angular spores on a central erect column; (2) *oophoridia*, consisting of globose bodies, bursting irregularly, and containing spherical vesicles rising from the base on slender stalks, each containing globular hairy spores.

Floating pinnately-branched plants, with minute cellular imbricated leaves, the fructifications growing on short branches which proceed from the under surface of the stem at the base of the pinnæ.

Ex.: *A. filiculoides, Lam.*

*A. pinnata, R. Br.*

*A. caroliniana, Willd.*

[October, 1858.]

| *A. microphylla, Ktfs.*

| *A. rubra, R. Br.*

| *A. africana, Desv.*

## § 3 PILULARIÆ.

185. PILULARIA, *Linnæus, Gen. Plant. ed. 5, 1047.*

*Spore-cases (Conceptacles)* pedicellate, axillary or extra-axillary, solitary, globose, coriaceous, two- four- celled, two- four- valved; each cell containing bodies of two kinds: (1) *antheridia*, consisting of vesicles filled with many minute granular spores; (2) *oophoridia*, occupying the lower part of the cell, each containing a single large spore.

Submersed aquatic plants, with long creeping filiform rhizomes, producing the filiform leaves (? petioles), singly or in small tufts at intervals. Spore-cases inserted on the rhizome along with the tufts of leaves, or opposite to them.

Ex.: *P. globulifera, Lin.* | *P. minuta, Durieu.*

## § 4 MARSILEÆ.

186. MARSILEA, *Linnæus, Gen. Plant. 799, (reduct.)*

LEMMA, *Jussieu; ZALUZANSKIA, Necker.*

*Spore-cases (Conceptacles)* pedicellate, solitary or several together, inserted laterally on the petioles, or axillary on the rhizomes at the base of the petioles, two-valved, containing numerous obovate cell-like receptacles in two longitudinal series, bearing bodies of two kinds: (1) *antheridia*, consisting of numerous sessile one-celled vesicles, containing small globose spores; (2) *oophoridia*, ranged in a single series along the receptacles, and consisting of oval pedicellate vesicles containing a single large spore.

Dwarf herbs, having a creeping rhizome and long-stalked leaves, growing at intervals, either singly or in small tufts, and consisting of about four cuneate-obovate leaflets placed crosswise at the petiole, the fructifications growing either from the rhizome at the axils of the leaves, or from the petiole of the leaf.

Ex.: *M. quadrifolia, Lin.* | *M. pubescens, Tenore.*  
*M. macropus, Hook.* | *M. vestita, Hk. and Gr.*  
*M. brasiliensis, Martius.* | *M. polycarpa, Hk. and Gr.*

# ANALYTICAL TABLE OF GENERA,

WITH THEIR SYNONYMS.

Order—POLYPODIACEÆ. Tribe—POLYPODINEÆ.

Hb. Ref.

## § 1. ACROSTICHEÆ.

(a) *Fronds wholly fertile.*

\* *Veins free, i.e., disunited at the apices of their branches.*

† *Veins simple forked or pinnate.*

**1. Polybotrya, Humb. et Bonpl. 1810. . . . .** [p. xv.]

Egenolfia, Schott, 1834.  
Lacaussadea, Gaudichaud,  
1836-7.  
Ectoneura, Fée, 1844.

Granulina, Bory; Fée, 1844.  
Botryothallus, Kl. MS. 1846  
Psomiocarpa, Presl, 1849.  
Microstaphyla, Presl, 1849.

†† *Veins flabellately forked; fronds small flabellately parted.*

**2. Rhipidopteris, Schott, 1834. . . . .** [p. xv.]

Peltapteris, Link, 1841.

††† *Veins parallel forked.*

‡ *Fronds simple.*

**3. Elaphoglossum, Schott, 1834 . . . . .** [p. xvi.]

? Phyllitis, Necker, 1790.\*  
Acrostichum, Fée, 1844.

‡‡ *Fronds pinnate; rhizome scandent.*

**4. Lomariopsis, Fée, 1844. . . . .** [p. xvi.]

\*\* *Veins transversely combined in a single series.*

† *Veins united to form narrow costal areoles.*

**5. Stenochlæna, J. Sm. 1841. . . . .** [p. xvii.]

Cafraria, Presl, 1849  
Lomariobotrys, Fee, 1851.

\* See under No. 85.

Hb. Ref

- †† *Veins united at or near the margin.*
6. *Olfersia*, *Raddi*, 1819. . . . . [p. xvii.]  
*Candollea*, *Mirbel*, (pt.) 1803. | *Dorcapteris*, *Presl*, 1849.  
*Aconiopteris*, *Presl*, 1836. | *Nebroglossa*, *Presl*, 1849.
- \*\*\* *Veins reticulated, i.e. united to form a network.*
- † *Venules connivently anastomosing, i.e., united in superposed simple angles between the pinnate veins.*
7. *Soromanes*, *Fée*, 1844. . . . . [p. xviii.]
- †† *Venules uniform, forming hexagonal areoles.*  
‡ *Areoles roundish, the costal ones longer.*
8. *Neurocallis*, *Fée*, 1844. . . . . [p. xviii.]  
*Poikilopteris*, *Eschw*, 1827.\* | *Chorizopteris*, *Moore*, 1855.  
*Cheiloлеpton*, *Fée*, 1844. |
- ‡‡ *Areoles elongate oblique.*
9. *Hymenodium*, *Fée*, 1844. . . . . [p. xix.]  
*Dictyoglossum*, *J. Sm.* 1846.
- ††† *Basal venules united to form costal areoles, the ultimate or marginal ones free.*
10. *Stenosemia*, *Presl*, 1836. . . . . [p. xx.]
- †††† *Venules arcuato-angularly united between the pinnate veins, with excurrent veinlets.*
11. *Pœcilopteris*, *Presl*, (*Esch.* 1827 emend.) 1836. [xx.]  
*Bolbitis*, *Schott*, 1834. | *Cyrtogonium*, *J. Sm.* 1841.  
*Campium*, *Presl*, 1836. | *Heteroneuron*, *Fée*, 1844.
- ††††† *Venules compoundly reticulated, with free divaricate veinlets in the areoles.*
12. *Anapausia*, *Presl*, 1836, (reduct.) . . (p. xxi.)  
*Gymnopteris*, *Fée*, 1844. | *Euryostichum*, *Presl*, 1849.  
*Cheiropleuria*, *Presl*, 1849. |
- (b) *Fronds fertile on the upper pinnae only.*
- \* *Veins uniformly reticulated.*
13. *Acrostichum*, *L.* 1737, (emend.) *Presl*, 1836. [p. xxi.]  
*Chrysodium*, *Fée*, 1844.

\* Belongs here rather than to No. 11.

Hb. Ref.

\*\* *Veins compoundly reticulated, with free divaricate veinlets in the areoles.*

14. *Photinopteris*, *J. Sm.* 1841. . . . . [p. xxii.]

§ 2. PLATYGERIÆ.

(a) *Sori in amorphous patches.*

15. *Platygerium*, *Desv.* 1827. . . . . [p. xxii.]

<i>Neuroplatyceros</i> , <i>Pluk.</i> 1705: <i>Fée</i> , 1844. <i>Alcicornium</i> , <i>Gaud.</i> 1826.	<i>Scutigera</i> , <i>Fée</i> , 1844. <i>Platygeria</i> , <i>Fée</i> , 1844.
--	---

(b) *Sori in quadrate patches.*

16. *Dryostachyum*, *J. Sm.* 1841. . . . . [p. xxii.]

(c) *Sori in linear submarginal patches.*

17. *Jenkinsia*, *Hook.* 1842. . . . . [p. xxiii.]

§ 3. LOMARIÆ.

(a) *Veins free, or not uniting at their apices.*

\* *Sori marginal, (the fronds contracted.)*

18. *Lomaria*, *Willd.* 1809. . . . . [p. xxiv.]

<i>Onoclea</i> , <i>Lin.</i> (pt.) 1751. <i>Stegania</i> , <i>Brown</i> , 1810. <i>Lomaridium</i> , <i>Presl</i> , 1849. <i>Polygramma</i> , <i>Presl</i> , 1849.	<i>Parablechnum</i> , <i>Presl</i> , (pt.) 1849. <i>Paralomaria</i> , <i>Fée</i> , 1851.
--	--

\*\* *Sori distinctly within the margin.*

19. *Blechnum*, *Lin.* 1754. . . . . [p. xxiv.]

<i>Orthogramma</i> , <i>Presl</i> , 1849. <i>Spicanta</i> , <i>Presl</i> , 1849. <i>Blechnopsis</i> , <i>Presl</i> , 1849. <i>Diafnia</i> , <i>Presl</i> , 1849.	<i>Mesothema</i> , <i>Presl</i> , 1849. <i>Distaxia</i> , <i>Presl</i> , 1849. <i>Parablechnum</i> , <i>Presl</i> , (pt.) 1849.
---	--

(b) *Veins transversely or arcuately combined.*

\* *Veins united near the margin.*

20. *Salpichlæna*, *J. Sm.* 1841. . . . . [p. xxv.]

*Salpiglæna*, *Klotzsch*, 1847.  
*Salpinchlæna*, *Presl*, 1849.

\*\* *Veins united near the costa.*

21. *Sadleria*, *Klfs.* 1824. . . . . [p. xxv.]

§ 4. PLEUROGRAMMÆ.

(a) *Veins consisting of a costa only.*

22. *Monogramma*, *Schkuhr*, 1809. . . . . [p. xxvi.]

*Cochlidium*, *Klfs.* (pt.) 1824.  
*Vaginularia*, *Fée*, 1843.

Hb. Ref.

- (b) *Veins consisting only of a costa, and the intramarginal receptacles parallel with it.*
- 23. Diclidopteris**, *Brackenridge*, 1854. . . [p. xxvi.]
- (c) *Veins simple, oblique, from a central costa.*
- \* *Fronde entire, plane.*
- 24. Pleurogramma**, (*Bl.* 1828.) *Presl*, 1836. [p. xxvii.]
- Cochlidium*, *Klfs.* (pt.) 1824.  
*Micropteris*, *Desv.* (pt.) 1827.
- \*\* *Fronde toothed below, contracted, plicate, and soriferous above.*
- 25. Xiphopteris**, *Klfs.* 1824. . . . . [p. xxvii.]
- Micropteris*, *Desv.* (pt.) 1827:
- (d) *Veins compoundly anastomosing.*
- \* *Fructification borne on the contracted apices of the fronds.*
- 26. Hymenolepis**, *Klfs.* 1824. . . . . [p. xxviii.]
- Belvisia*, *Mirb.* (pt.) 1803. | *Hyalolepis*, *Kze.* 1850.  
*Macroplethus*, *Presl*, 1849. |
- \*\* *Fructification occupying distinct contracted fronds.*
- 27. Gymnopteris**, *Bernh.* 1800, (emend.) [p. xxviii.]
- Leptochilus*, *Klfs.* 1824.  
*Dendroglossa*, *Presl*, 1849.
- § 5. TÆNITIDÆ.
- (a) *Veins reduced to an obscure costa.*
- \* *Sori flexuose, subramose between costa and margin.*
- 28. Scoliosorus**, *M.* 1856. . . . . [p. xxix.]
- \*\* *Sori oblong, lying in a furrow of the solid quadrate fronds, on each side the costa.*
- 29. Holcosorus**, *M.* 1856. . . . . [p. xxix.]
- (b) *Veins uniform, reticulated, without free veinlets.*
- \* *Sori submarginal, or medial.*
- † *Sori superficial.*
- 30. Tænitis**, *Willd.: Sw.* 1806. . . . . [p. xxx.]
- Pteropsis*, *Desv.* (pt.) 1827. | *Digramma*, *Kze.* 1848.  
*Chilogramma*, *Bl.* (pt.) 1828. |
- †† *Sori immersed, the interior margin of the groove thickened, and subindusiform*
- 31. Schizolepton**, *Fée*, 1851. . . . . [p. xxx.]



Hb. Ref.

- \*\* *Sori marginal.*
32. *Lomogramma*, *J. Sm.* 1841. . . . [p. xxx.]  
 (c) *Veins uniform, reticulated, with included free veinlets in the areoles.*
- \* *Sori linear, continuous, near the margin.*
33. *Drymoglossum*, *Presl*, 1836. . . . [p. xxxi.]  
*Pteropsis*, *Desv.* (pt.) 1827. | *Paltonium*, *Presl*, 1849.  
*Heteropteris*, *Fée*, 1842. | *Lemmaphyllum*, *Presl*, 1849.  
*Neurodium*, *Fée*, 1842.
- \*\* *Sori of two forms, linear near the margin, and punctiform towards the costa.*
34. *Diblemma*, *J. Sm.* 1841. . . . [p. xxxi.]
- \*\*\* *Sori oblong, submarginal.*
35. *Paragramma*, (*Bl.* 1828.) *M.* 1856. [p. xxxii.]  
 (d) *Veins forming simple costal arcs.*
36. *Dicranoglossum*, *J. Sm.* 1855, (reduct.) [p. xxxii.]  
*Cuspidaria*, *Fée*, (pt.) 1851. (non D.C.)  
 (e) *Veins straight, free (except where combined by the marginal receptacles.)*
37. *Tæniopsis*, *J. Sm.* 1841. . . . [p. xxxiii.]  
*Chilogramma*, *Bl.* (pt.) 1828. | *Tæniopteris*, *Hook.* 1841.  
*Cuspidaria*, *Fée*, (pt.) 1851. | *Ampelopteris*, *Kl.* 1847.
- § 6. VITTARIEÆ.
38. *Vittaria*, *Sm.* 1793. . . . . [p. xxxiii.]  
*Runcinaria*, *K. Mull.* 1854. | *Parenchymaria*, *K. Mull.* 1854.  
*Aristaria*, *K. Mull.* 1854.
- § 7. LINDSÆÆ.
- (a) *Veins free (except where combined by the receptacles.)*
39. *Lindsæa*, *Dryand. MS. : Smith*, 1793. [p. xxxiv.]  
*Lindsaya*, *Klfs.* 1824. | *Isoloma*, *J. Sm.* 1841.  
*Hymenotomia*, *Gaud.* 1826.\* | *Lindsaynum*, *Fée*, 1851.
- (b) *Veins reticulated, without free included veinlets.*
40. *Schizoloma*, *Gaud. MS. : Bory*, 1824; *Gaud.* 1826 [p. xxxv.]  
*Pericoptis*, *Wall. Hb.* 1823. | *Diellia*, *Brackenridge*, 1854.  
*Synaphlebium*, *J. Sm.* 1841.

\* Omitted in p. xxxiv.

(c) *Veins compoundly reticulated, with free included veinlets in the areoles.*

41. *Dictyoxiphium*, *Hook.* 1838. . . . . [p. xxxv.]

§ 8. ADIANTEÆ.

(a) *Veins free.*

42. *Adiantum*, *Lin.* 1737. . . . . [p. xxxvi.]

<i>Adiantellum</i> , <i>Presl</i> , 1836. <i>Apotomia</i> , <i>Fée</i> , 1851.	<i>Synechia</i> , <i>Fée</i> , 1851. <i>Mesopleura</i> , <i>Moore MS.</i> 1853.
---	--

(b) *Veins reticulated.*

43. *Hewardia*, *J. Sm.* 1841. . . . . [p. xxxvii.]

§ 9. CHEILANTHÆ.

(a) *Sori marginal, terminal on the veins.*

\* *Rhizome tufted or short creeping; sori dispersed along the margins of the segments; fronds usually small membranaceous or subcoriaceous.*

† *Indusia orbicular, distinct (Adiantoid ferns.)*

44. *Adiantopsis*, *Fée*, 1851. . . . . [p. xxxvii.]

*Actinopteris*, *J. Sm.* 1846.  
*Aspidotis*, *Nuttal MS. : Hook.* 1852.

†† *Indusia roundish, or by confluence more or less elongate (often Pteroid.)*

45. *Cheilantes*, *Sw.* 1806. . . . . [p. xxxviii.]

<i>Gymnia</i> , <i>Hamilton MS. : Don.</i> 1825. <i>Othonoloma</i> , <i>Lk. "olim."</i> <i>Physapteris</i> , <i>Presl</i> , 1836.	<i>Myriopteris</i> , <i>Fée</i> , 1851. <i>Aleuritopteris</i> , <i>Fée</i> , 1851. <i>Cheiloplecton</i> , <i>Fée</i> , 1857. <i>Synochlamys</i> , <i>Fée</i> , 1857.
---	---

\*\* *Rhizome creeping extensively; sori usually at the axil of the segments; fronds large herbaceous.*

46. *Hypolepis*, *Bernh.* 1806. . . . . [p. xxxix.]

(b) *Sori slightly intramarginal, terminal on the veins.*

47. *Cassebeera*, *Klfs.* 1824. . . . . [p. xxxix.]

(c) *Sori intramarginal, medial on the veins.*

48. *Plecosorus*, *Fée*. 1851. . . . . [p. xl.]

*Cryptostigma*, *A. Braun MS. : Metten.* 1856.

Hb. Ref.

## § 10. PTERIDÆ.

(a) *Veins free.*\* *Sori oppositely marginal and connivent on the narrow segments.*49. *Onychium*, *Klfs.* 1820. . . . . [p. xl.]*Cænopteris*, *Thunb.* 1793 (reduct.): *Presl*, 1849.  
*Leptostegia*, *D. Don*, 1825.\*\* *Sori oblong, marginal.*50. *Ochropteris*, *J. Sm.* 1841. . . . . [p. xli.]\*\*\* *Sori linear, continuous, marginal.*† *Indusium subcoriaceous; fronds vittarioid.*51. *Haplopteris*, *Presl*, 1836. . . . . [p. xli.]†† *Indusium membranaceous.*52. *Pteris*, *Lin.* 1737 (*emend.*) . . . . . [p. xlii.]*Thelypteris*, *Adanson*, 1763.*Cincinalis*, *Gleditsch*, 1764.*Oetosis*, *Necker*, 1790.*Monogonia*, *Presl*, 1836.*Eupteris*, *Agardh*, 1839.*Ornithopteris*, *Agardh*, 1839.*Pteridopsis*, *Link*, 1841.*Eupteris*, *Newm.* 1845.*Lytoneuron*, *Kl.* 1847.*Nymphopteris*, *Webb et Berth.*  
1847.*Macropteris*, *Webb et Berth.*  
1847.*Pycnodoria*, *Presl*, 1849.*Lonchitidium*, *Fée*, 1851.(b) *Costal veins only arcuately anastomosing.*53. *Campteria*, *Presl*, 1836. . . . . [p. xlii.](c) *Veins uniformly reticulated, without free included veinlets.*\* *Sori elongately lunate in the sinuses of the segments.*54. *Lonchitis*, *Lin.* 1737. . . . . [p. xliii.]\*\* *Sori linear, continuous marginal.*55. *Litobrochia*, *Presl*, 1836. . . . . [p. xliii.]*Histiopteris*, *Agardh*, 1839.*Doryopteris*, *J. Sm.* 1841.*Heterophlebium*, *Fée*, 1851.(d) *Veins compoundly reticulated, with included free veinlets in the areoles.*56. *Amphiblestra*, *Presl*, 1836. . . . . [p. xliv.]

## § 11. WOODWARDIÆ.

57. *Woodwardia*, *Smith*, 1793. . . . . [p. xlv.]*Doodia*, *R. Br.* 1810.*Lorinseria*, *Presl*, 1849.*Anchistea*, *Presl*, 1849.

## § 12. MENISCIÆ.

(a) *Veins arcuately anastomosing, forming costal areoles; venules free.*

58. **Brainea**, *J. Sm.* 1856. . . . . [p. xlv.]  
Bowringia, *Hook. (non Champ.)* 1853.

(b) *Venules regularly anastomosing arcuato-transversely between the pinnate parallel veins.*

59. **Meniscium**, *Schreb.* 1791. . . . . [p. xlv.]

(c) *Venules irregularly compound-anastomosing, with free included veinlets.*

60. **Dryomenis**, *Fée*, 1851. . . . . [p. xlvii.]  
*Phytogenia, J. Sm. MS.*

## § 13. ASPLENIÆ.

(a) *Indusia simple, distinct.*

\* *Veins free.*

† *Sori linear, elongate, marginal on the contracted rachiform segments; fronds small, flabelliform.*

61. **Actiniopteris**, *Link*, 1841. . . . . [p. xlvii.]  
*Belvisia, Mirbel (pt.)* 1803.

†† *Sori linear or oblong, oblique.*

62. **Asplenium**, *Lin.* 1737. . . . . [p. xlviii.]

*Cænopteris, Bergius*, 1782.

*Darea, Jussieu*, 1789.

*Onopteris, Neck.* 1790.

*Phyllitis, Mærch*, 1794.

*Allantodia, R. Br. (pt.)* 1810.

*Acropteris, Link*, 1833.

*Amesium, Newm.* 1844.

*Homaloneuron, Kl.* 1847.

*Tarachia, Presl*, 1849.

*Brachysorus, Presl*, 1849.

*Hypochlamys, Fée*, 1851.

*Daræastrum, Fée*, 1851.

††† *Sori lunate or more or less hippocrepiform.*

63. **Athyrium**, *Roth*, 1788, (reduct.) . . . [p. xlix.]  
*Solenopteris, Zenker MS.* 1835: *Kze.* 1851.

\*\* *Veins parallel, transversely combined at the margin.*

64. **Thamnopteris**, *Presl*, (1836:) 1849. . . [p. l.]  
*Neottopteris, J. Sm.* 1841.

\*\*\* *Veins parallel below, their apices reticulated, and combined by a marginal vein.*

65. **Hemidictyum**, *Presl*, 1836. . . , . . [p. l.]  
*Asplenidictyon, J. Sm.* 1854.

\*\*\*\* *Veins reticulated, the marginal veinlets free.*

† *Indusia vaulted; fronds membranaceous, naked.*

66. **Allantodia**, *R.Br.* 1810, (reduct.); *Id.* 1830. [p. li.]

Hb. Ref.

- †† *Indusia obsolete*; fronds coriaceous, scaly.
67. **Ceterach**, *Willd.* 1810. . . . . [p. li.]  
*Ceterac*, *Adans.* 1763.  
*Notolepeum*, *Newm.* 1844.  
 (b) *Indusia connivent in pairs, face to face.*  
 \* *Veins free.*
68. **Scolopendrium**, *Smith*, 1793. . . . . [p. lii.]  
*Phyllitis*, *Newm.* 1844.  
 \*\* *Veins reticulated.*  
 † *Sori parallel, oblique.*
69. **Antigramma**, *Presl*, 1836. . . . . [p. lii.]  
 †† *Sori flabellately arranged.*
70. **Schaffneria**, *Fée*, 1856. . . . . [p. liii.]  
 ††† *Sori irregular.*
71. **Camptosorus**, *Link*, 1833. . . . . [p. liii.]  
 (c) *Indusia connate in pairs, back to back.*  
 \* *Veins free.*
72. **Diplazium**, *Sw.* 1800. . . . . [p. liv.]  
*Lotzea*, *Kl. et Karst.* 1847.  
 \*\* *Veins connivently anastomosing.*
73. **Callipteris**, *Bory*, 1804. . . . . [p. lv.]  
*Digrammaria*, *Hook.* (non *Pr.*) | *Anisogonium*, *Presl*, 1836.  
 1840. | *Microstegia*, *Presl*, (pt.) 1849.  
 \*\*\* *Veins reticulated.*
74. **Oxygonium**, *Presl*, 1836. . . . . [p. lv.]  
*Pteriglyphis*, *Fée*, 1843.  
*Ochlogramma*, *Presl*, 1849.

## § 14. DIDYMOCHLÆNÆ.

(a) *Veins free.*

75. **Didymochlæna**, *Desv.* 1811. . . . . [p. lvi.]  
*Tegularia*, *Reinw.* 1825. | *Hippodium*, *Gaud.* 1826.  
*Ceramium*, *Reinw.* 1825. | *Hysterochloa*, *Langsd. MS.* :  
*Monochlæna*, *Gaud.* 1826. | *Fée*, 1851

(b) *Veins connivently anastomosing.*

76. **Mesochlæna**, *R. Br.* 1838. . . . . [p. lvii.]  
*Sphærostephanos*, *J. Sm.* 1838.

[No. 118 should perhaps follow here.]

Hb. Ref.

§ 15. HEMIONITIDÆ.

(a) *Veins parallel, longitudinal, scarcely reticulated.*

77. **Polytænium**, *Desv.* 1827. . . . . [p. lvii.]

(b) *Veins uniform, reticulated.*

\* *Sori sporadic.*

78. **Anetium**, *Splitg.* 1840. . . . . [p. lviii.]

\*\* *Sori continuous.*

† *Sori partially reticulated, usually immersed.*

79. **Antrophyum**, *Klfs.* 1824. . . . . [p. lviii.]

*Solenopteris, Wall. Hb.* 1823.

†† *Sori universally reticulated, superficial.*

80. **Hemionitis**, *Lin.* 1742. . . . . [p. lviii.]

(c) *Veins pinnate, venules reticulated, without free veinlets.*

81. **Dictyocline**, *Moore*, 1855. . . . . [p. lix.]

(d) *Primary veins parallel forked; venules sparingly reticulated towards the margin.*

82. **Syngamma**, *J. Sm.* 1845. . . . . [p. lix.]

*Callogamma, Fée*, 1851.

(e) *Primary veins arcuate, forming costal areoles; venules reticulated, the marginal ones free.*

83. **Dictyogramma**, *Fée*, 1851. . . . . [p. lx.]

*Notogramma, Presl MS.* 1849.

§ 16. GYMNOGRAMMÆ.

(a) *Veins free.*

\* *Sori linear, laterally confluent, forming an intra-marginal zone.*

84. **Pterozonium**, *Fée*, 1851. . . . . [p. lxi.]

\*\* *Sori linear, forked, distinct.*

85. **Gymnogramma**, *Desv.* 1811. . . . . [p. lxi.]

? *Phyllitis, Neck.* 1790.

*Gymnopteris, Bernh.* (pt.) 1800.

*Neurogramma, Presl*, 1836.

*Ceterach, Presl*, (pt.) 1836.

*Calomelanos, Presl*, 1836.

*Anogramma, Lk.* 1841.

*Ceropteris, Lk.* 1841.

*Hecistopteris, J. Sm.* 1842.

*Stenogramma, Kl.* 1847.

*Chrysodia, Fée*, 1851.

*Argyria, Fée*, 1851.

*Trismeria, Fée*, 1851.

*Coniogramma, Fée*, 1851.

*Pleurosorus, Fée*, 1851.

*Eriosorus, Fée*, 1851.

*Dicranodium, Newm.* 1854.

Hb. Ref.

\*\*\* *Sori linear oblong, simple.*

86. *Grammitis*, Sw. 1800. . . . . [p. lxii.]

Chlopteris, Presl, 1836.	Trichothemelum, Kze. 1851.
Pleurogramma, R. Br. 1838.	Trichocalymma, Zenker, 1851.
Leptogramma, J. Sm. 1841.	Mecosorus, Kl. (pt.) 1847.

\*\*\*\* *Sori oblong, lying in the folded cucullate lobes.*

87. *Calymmodon*, Presl, 1836. . . . . [p. lxiii.]

Plectopteris, Fée, 1851.

(b) *Veins connivently anastomosing below.*

\* *Fronds conformable.*

88. *Stegogramma*, Bl. 1828. . . . . [p. lxiii.]

Syneuron, J. Sm. MS.: Hook. 1855.

\*\* *Fertile fronds contracted; sori oligocarpous.*

89. *Ampelopteris*, Kze. 1848. . . . . [p. lxiv.]

(c) *Veins arcuate, forming costal areoles, the ultimate or marginal venules free.*

90. *Digrammaria*, Presl, 1836. . . . . [p. lxiv.]

Heterogonium, Presl, 1840.  
Stenosemia, J. Sm. (pt.) 1841.

(d) *Veins uniform reticulated, with free included veinlets in the areoles.*

91. *Loxogramma*, (Bl. 1828): Presl, 1836. [p. lxv.]

(e) *Veins pinnate; venules reticulated, with free included veinlets.*

92. *Selliguea*, Bory, 1829. . . . . [p. lxvi.]

Diagramma, Bl. 1828.	Dictyogramma, Presl, 1840.
Colysis, Presl, 1840.	

§ 17. PLATYLOMEÆ.

(a) *Fertile divisions plane, conformable with the sterile.*

93. *Platyloma*, J. Sm. 1841. . . . . [p. lxvi.]

Pellæa, Link, 1841.	Crypteris, Nutt. MS.: Hook.
Allosorus, Auct.	1857.

(b) *Fertile divisions revolutely contracted.*

\* *Fertile divisions (pinnæ) linear.*

93\*. *Plagiogyria*, (Kze. 1850): Metten 1858.

[addenda.]

Lomaria, Auct. (pt.)

[January, 1859.]

Hb. Ref.

\*\* Fertile divisions (pinnules) siliquiform.

94. *Llavea*, *Lagasca*, 1816. . . . . [p. lxvii.]

Ceratodactylis, *J. Sm.* 1839.  
Botryogramma, *Fée*, 1851.

\*\*\* Fertile divisions (pinnules) siliculiform.

95. *Cryptogramma*, *R. Br.* 1823 . . . . [p. lxvii.]

§ 18. POLYPODIEÆ.

(a) Margins of the fronds revolute, indusioid.

\* Fronds dimorphous, the fertile contracted.

† Fertile divisions (pinnules) siliculiform.

96. *Allosorus*, *Bernh.* 1806 (reduct.) . . [p. lxviii.]

*Allosorus*, *Auct.* | *Homopteris*, *Rupr.* 1848.  
*Phorolobus*, *Desv.* 1827.

†† Fertile divisions (pinnae) linear or moniliform.

97. *Struthiopteris*, *Willd.* 1809. . . . . [p. lxviii.]

*Onclea*, *Bernh.* 1800.

\*\* Fronds monomorphous; in evolution indefinite.

98. *Jamesonia*, *Hk. et Gr.* 1831. . . . . [p. lxix.]

(b) Margins of the fronds not indusioid.

\* Veins free.

† Sori oligocarpous, confluent into a marginal band.

99. *Nothochlæna*, *R. Br.* 1810. . . . . [p. lxix.]

*Cincinnati*, *Gleditsch*, 1764: | *Eriochosma*, *J. Sm.* 1841.  
*Desv.* 1811. | *Lepichosma*, *J. Sm.* 1841.  
*Argyrochosma*, *J. Sm.* 1841.

†† Sori globose, rarely subelongated, distinct.

100. [*Monachosorum*, *Kze.* 1848.—see 101.]

101. *Polypodium*, *Lin.* 1737 (reduct.) . . [p. lxx.]

<i>Psidopodium</i> , <i>Necker</i> , 1790.	<i>Gymnocarpium</i> , <i>Newm.</i> 1851.
<i>Adenophorus</i> , <i>Gaud. MS. Bory</i> ,	<i>Ctenopteris</i> , <i>Newm.</i> 1851.
1824: <i>Gaud.</i> 1826.	<i>Gymnodium</i> , <i>A. Br.</i> 1852.
<i>Marginaria</i> , <i>Bory</i> , (pt.) 1824:	<i>Arthropteris</i> , <i>J. Sm.</i> 1854.
1826.	<i>Catularia</i> , <i>Zipp. MS.: Metten.</i>
<i>Lastrea</i> , <i>Bory</i> , (pt.) 1824.	1856.
<i>Amphoradenium</i> , <i>Desv.</i> 1827.	<i>Cœlopteris</i> , <i>A. Br. MS.: Metten.</i>
<i>Ctenopteris</i> , <i>Bl.</i> 1828: <i>Presl</i> ,	1856.
1836: <i>Kunze</i> , 1846.	<i>Leptostegia</i> , <i>Zipp. MS.: Metten.</i>
<i>Dicranopteris</i> , <i>Bl.</i>	1856.
<i>Phegopteris</i> , <i>Presl</i> , 1836: <i>Fée</i> ,	<i>Thylacopteris</i> , <i>Kunze</i> , <i>MS.:</i>
1851.	<i>Metten</i> , 1856.
<i>Lepicystis</i> , <i>J. Sm.</i> (pt.) 1841.	<i>Anopodium</i> , <i>J. Sm.</i> 1857.
<i>Cryptosorus</i> , <i>Fée</i> , 1843.	<i>Catopodium</i> , <i>J. Sm.</i> 1857.
<i>Glaphyropteris</i> , <i>Presl</i> , 1847.	<i>Cystidium</i> , <i>J. Sm. MS.</i>
<i>Monachosorum</i> , <i>Kze.</i> 1848.	<i>Dryopteris</i> , <i>J. Sm. MS.</i>
<i>Pseudathyrium</i> , <i>Newm.</i> 1851.	<i>Desmopodium</i> , <i>J. Sm. MS.</i>



Hb. Ref.

\*\* *Veins connivently anastomosing.*

102. *Goniopteris*, *Presl*, 1836. . . . [p. lxxi.]  
*Glyphotænium*, *J. Sm.* 1854.

\*\*\* *Veins reticulated, without free included veinlets.*

103. *Dictyopteris*, *Presl*, 1836. . . . [p. lxxii.]  
*Dictymia*, *J. Sm.* 1846.

\*\*\*\* *Veins reticulated, with free included veinlets in the areoles.*† *Free veinlets excurrent, i.e. directed towards the margin.*‡ *Sori on the converging apices of two or more included veinlets, the costal areoles sterile.*

104. *Phlebodium*, (*R.Br.* 1838.) *J. Sm.* 1841. [p. lxxii.]  
*Chrysopteris*, *Link*, (pt.) 1841: *Fée*, 1851.

‡‡ *Sori terminal, on solitary veinlets within the costal series of areoles; sometimes also on those of one or more additional series.*

105. *Goniophlebium*, (*Bl.* 1828.) *Presl*, 1836. [p. lxxiii.]

<i>Marginaria</i> , <i>Presl</i> , 1836.	<i>Lopholepis</i> , <i>J. Sm.</i> 1841.
<i>Synammia</i> , <i>Presl</i> , (pt.) 1836.	<i>Lepicystis</i> , <i>J. Sm.</i> (pt.) 1841.
<i>Pleurogonium</i> , <i>Presl</i> , 1836.	<i>Schellolepis</i> , <i>J. Sm.</i> 1841.
<i>Craspedaria</i> , <i>Link</i> (pt.) 1841:	<i>Crypsinus</i> , <i>Presl</i> , 1849.
<i>Fée</i> , 1851.	<i>Mecosorus</i> , <i>Kl.</i> (pt.) 1847.

‡‡‡ *Sori medial (rarely terminal), on the veinlets of the costal areoles and on the excurrent veinlets (two or more within each areole) from the transverse arcuately anastomosing venules.*

106. *Campyloneurum*, *Presl*, 1836. . . [p. lxxiv.]

<i>Cyrtophlebium</i> , <i>E. Br.</i> 1838:	<i>Marginaria</i> , <i>Link</i> , 1841.
<i>J. Sm.</i> 1841.	<i>Microgonium</i> , <i>Fée</i> , 1857.

†† *Free veinlets divaricate, i.e. variously directed.*‡ *Fronds clothed (usually densely beneath) with stellate hair-scales.*

107. *Niphobolus*, *Klfs.* 1824. . . . . [p. lxxv.]

<i>Pyrrosia</i> , <i>Mirbel</i> , 1803.	<i>Galeoglossa</i> , <i>Presl</i> , 1849.
<i>Candollea</i> , <i>Mirb.</i> (pt.) 1803.	<i>Sphaerostichum</i> , <i>Presl</i> , 1849.
<i>Cyclophorus</i> , <i>Desv.</i> 1811: <i>Presl</i> ,	<i>Polycampium</i> , <i>Presl</i> , 1849.
1849.	<i>Apalophlebia</i> , <i>Presl</i> , 1849.
<i>Scytopteris</i> , <i>Presl</i> , 1836: 1849.	<i>Gyrosorium</i> , <i>Presl</i> , 1849.
<i>Craspedaria</i> , <i>Link</i> , (pt.) 1841.	<i>Niphopsis</i> , <i>J. Sm.</i> 1856.

Hb. Ref.

‡‡ *Fronds naked, or bearing scattered peltate scales.*

|| *Sori globose (rarely short oblong, or by confluence elongated), polycarpous; fronds articulated with the rhizome.*

¶ *Fronds simple pinnatifid or pinnate, monomorphous, or the fertile somewhat narrowed.*

**108. Pleopeltis, H. et B. 1810 (extens.) . [p. lxxvi.]**

Marginaria, *Bory*, (pt.) 1824.

Atactosia, *Bl.* 1828.

Microsorium, *Link*, 1833.

Anaxetum, *Schott*, 1834.

Microgramma, *Presl*, 1836.

Pleuridium, *Presl*, 1836.

Phymatodes, *Presl*, 1836.

Drynaria, *Presl*, (pt.) 1836.

Chrysopteris, *Link*, (pt.) 1841.

Phyllitidis, *J. Sm.* 1841.

Lepisorus, *J. Sm.* 1841.

Anapeltis, *J. Sm.* 1846.

Microterus, *Presl*, 1849.

Symplecium, *Kze.* 1846.

Phytogenia, *J. Sm. MS. olim.*

Melanopteris, *J. Sm. MS.*

¶¶ *Fronds dimorphous, the sterile dwarfed, sessile, querciform.*

(a) *Fertile and sterile segments of the normal fronds uniform.*

**109. Drynaria, (Bory, 1825.) J. Sm. 1841. [p. lxxviii.]**

(β) *Fertile upper segments of normal fronds much contracted.*

**110. Aglaomorpha, Schott, 1835 . . . [p. lxxix.]**

Psygium, *Presl*, 1836.

||| *Sori oligocarpous; fronds continuous with the rhizome.*

**111. Dipteris, Reinw. 1825 . . . . . [p. lxxix.]**

|||| "Sori large, subrotund, immersed in the cupuliform cartilaginous marginal teeth," which are reflexed when dry.

**112. Lecanopteris, Reinw. 1825 : Bl. 1828. [p. lxxx.]**

Onychium, *Reinw.* 1825 (non Klfs.)

§ 19. ASPIDIÆ.

(a) *Indusia cucullate behind the sori, on the contracted incurved pinnules.*

**113. Onoclea, Lin. 1751. . . . . [p. lxxxii.]**

Angiopteris, *Mitch.* 1748.

Calypterium, *Bernh.* 1801.

Riedlea, *Mirb.* 1803.

Ragiopteris, *Presl*, 1836.

Hb. Ref.

(b) *Indusia orbicular, peltately affixed.*

\* *Veins reticulated, with free included veinlets.*

† *Veins compoundly anastomosing, with included divaricate free veinlets.*

114. *Aspidium*, Sw. 1800, (reduct.): Schott, 1834.

[p. lxxxix.]

Bathmium, Presl, 1836: Link, 1841. | Proferea, Presl, 1840.  
Podopeltis, Fée, 1851.

†† *Veins angularly anastomosing with 1-3 excurrent veinlets in the areoles, (sometimes the upper venules only anastomosing.)*

115. *Cyrtomium*, Presl, 1836. . . . . [p. lxxxii.]

Phanerophlebia, Presl, 1836.  
Amblia, Presl, 1836.

\*\* *Veins connivently anastomosing.*

116. *Cyclodium*, Presl, 1836. . . . . [p. lxxxiii.]

Anisocampium, Presl, 1849.

\*\*\* *Veins free.*

117. *Polystichum*, Roth, 1788, (reduct.): Schott, 1834.

[p. lxxxiii.]

Aspidium, Sw. (pt.) 1800. | Hemigonium, J. Sm. 1841.  
Tectaria, Cav. (pt.) 1802. | Cyclopeltis, J. Sm. 1846.  
Hypopeltis, Rich. 1803. | Peltochlæna, Fée, 1851.  
Rumohra, Raddi, 1825. | Hemicardium, Fée, 1851.

(c) *Indusium reniform, affixed at the sinus.*

\* *Veins reticulated.*

† *Fronde dimorphous, the sterile proliferous.*

118. *Fadyenia*, Hook. 1842. . . . . [p. lxxxiv.]

†† *Fronde monomorphous, or conformable.*

‡ *Veins compoundly anastomosing, often with free included divaricate veinlets in the areoles.*

119. *Sagenia*, Presl, 1836. . . . . [p. lxxxv.]

Polydictyum, Presl, 1849. | Lobochlæna, Fée, 1851.  
Microbrochis, Presl, 1849. | Phlebiogonium, Fée, 1851.  
Cardiochlæna, Fée, 1851.

‡‡ *Veins arcuately anastomosing, forming elongated costal areoles, the marginal ones free.*

120. *Pleocnemia*, Presl, 1836. . . . . [p. lxxxvi.]

Haplodictyum, Presl, 1849.

Hb. Ref.

\*\* *Veins connivently anastomosing.*

121. *Nephrodium*, *Rich.* 1803, (restrict.): *Schott*, 1834. [p. lxxxvii.]

*Aspidium*, *Sw.* (pt.) 1800.  
*Cyclosorus*, *Link.* 1841.  
*Abacopteris*, *Fée*, 1843.  
*Pronephrium*, *Presl*, 1849.

*Arsenopteris* *Webb et Berth.*  
 (pt.) 1847.  
*Plectochlæna*, *Fée*, 1851.

\*\*\* *Veins free.*

† *Veins simple or pinnate, the lower anterior venule (sometimes more) soriferous.*

122. *Lastrea*, (*Bory*, 1824, mutat.): *Presl*, 1836. [p. lxxxvii.]

*Dryopteris*, *Adanson*, 1763 :  
*Schott*, 1834.  
*Gleichenia*, *Necker*, 1790.  
*Aspidium*, *Sw.* (pt.) 1800.  
*Nephrodium*, *Rich.* (pt.) 1803.  
*Arthrobotrys*, *Wall.* 1828.  
*Thelypteris*, *Schott*, 1834.  
*Hypodematium*, *Kze.* 1837.  
*Amauropelta*, *Kze.* 1840.  
*Dichasium*, *A. Br.* 1841.  
*Lastreastrum*, *Presl*, 1849.

*Arsenopteris*, *Webb et B.* (pt.)  
 1847.  
*Gymnothalamium*, *Zenker MS.*:  
*Kze.* 1851.  
*Hemestheum*, *Newm.* 1851.  
*Lophodium*, *Newm.* 1851.  
*Camptodium*, *Fée*, 1851.  
*Oochlamys*, *Fée*, 1851.  
*Pachyderris*, *J. Sm. MS.* (1854).  
*Pycnopteris*, *Moore*, 1854.

†† *Veins parallel forked, soriferous at or near the base; fronds simple, articulated.*

123. *Oleandra*, *Cav.* 1802. . . . . [p. lxxxix.]

*Neuronia*, *Dan.* 1825.  
*Ophiopteris*, *Reinw.* 1825.

††† *Veins pinnately forked, soriferous at their apices; fronds pinnate, the pinnae articulated.*

124. *Nephrolepis*, *Schott*, 1834. . . . . [p. lxxxix.]

*Nephrodium*, *Link.* 1841.  
*Lepidoneuron*, *Fée*, 1851.

§ 20. CYSTOPTERIDÆ.

(a) *Sori medial.*

125. *Cystopteris*, *Bernh.* 1806. . . . . [p. xc.]

*Cyclopteris*, *Gray*, 1821.  
*Cystea*, *Sm.* 1828.

(b) *Sori terminal, rarely axillary in the forks of the venules; fronds membranaceous or herbaceous.*

126. *Acrophorus*, *Presl*, 1836. . . . . [p. xci.]

*Leucostegia*, *Presl*, 1836.  
*Odontoloma*, *J. Sm.* 1842.

Hb. Ref.

(c) *Sori terminal vertical, rarely subterminal and oblique; fronds small, coriaceous.*

127. *Humata*, Cav. 1801. . . . . [p. xci.]  
*Pachypleuria*, Presl, 1836.  
*Pteroneuron*, Fée, 1851.

## § 21. DAVALLIÆ.

(a) *Sori intramarginal; indusium semi-orbicular, or half cup shaped, membranaceous.*

128. *Microlepia*, Presl, 1836. . . . . [p. xcii.]  
*Scyphoflix*, Aub. du Petit | *Neuropteris*, Desv. 1827.  
*Thouars*, 1811. | *Selenidium*, Kze. 1837.  
*Saccoloma*, Klfs. 1820. | *Tapeinidium*, Presl, 1849.

(b) *Sori marginal.*

\* *Indusium tubulose, or cup shaped, membranaceous.*

129. *Davallia*, Smith, 1793. . . . . [p. xciii.]  
*Wibelia*, Bernh. 1800. | *Parestia*, Presl, 1849.  
*Stenolobus*, Presl, 1836. | *Stenoloma*, Fée, 1851.  
*Colposoria*, Presl, 1836. | *Scyphularia*, Fée, 1851.  
*Odontosoria*, Presl, 1836: Fée, |  
 1851.

\*\* *Indusium oblique boat-shaped, broader than long.*

130. *Loxoscapha*, Moore, 1853. . . . . [p. xciii.]

(c) *Sori immersed in a short marginal cyst, the indusium sub-coriaceous, continuous with and scarcely different from the substance of the frond.*

131. *Prosaptia*, Presl, 1836. . . . . [xciv.]

## § 22. DICKSONIÆ.

(a) *Indusium distinctly two-valved.*

\* *Outer valve of indusium roundish cucullate, sub-herbaceous, usually larger than the inner.*

132. *Dicksonia*, L'Herit. 1788. . . . . [p. xcv.]  
*Balantium*, Klfs. 1824: Presl, | *Leptopleuria*, Presl, 1836.  
 1836. | *Cystodium*, J. Sm. 1841.  
*Culeita*, Presl, 1836.

\*\* *Outer valve small herbaceous, and as well as the larger membranaceous inner one, plane.*

133. *Diclisodon*, Moore, 1857. . . . . [p. xcv.]

Hb. Ref.

\*\*\* *Valves of the indusium linear or subrotund, membranaceous, plane.*

134. *Pæsia*, \* *St. Hil.* 1833. . . . . [p. xcvi.]

\*\*\*\* *Valves of the indusium coriaceous, the outer larger cucullate, the inner operculiform.*

135. *Cibotium*, *Klfs.* 1824. . . . . [p. xcvi.]

<i>Pinonia</i> , <i>Gaud. MS.</i> : <i>Bory</i> , 1824: <i>Gaud.</i> 1826.	<i>Hiatea</i> , <i>Menzies, MS.</i> : <i>Hook.</i> 1846.
---	---

(b) *Indusium cup-shaped, deflexed.*

136. *Dennstædtia*, *Bernh.* 1800. . . . . [p. xcvi.]

<i>Dicksonia</i> , <i>Klfs.</i> 1824: <i>Presl</i> , 1836. <i>Sitobolium</i> , <i>Desv.</i> 1827. <i>Patania</i> , <i>Presl</i> , 1836.	<i>Sitobolium</i> , <i>J. Sm.</i> 1841. <i>Adectum</i> , <i>Link</i> , 1841.
--	---

(c) *Indusium cup-shaped, extrorse-marginal.*

\* *Veins free.*

137. *Deparia*, *Hook. et Grev.* 1828. . . . . [p. xcvi.]

\*\* *Veins reticulated.*

138. *Cionidium*, *Moore*, 1852. . . . . [p. xcvi.]

<i>Trichocarpa</i> , <i>Hooker</i> , 1852: <i>J. Sm.</i> 1856.	<i>Patanema</i> , <i>J. Sm. MS.</i> (1854.)
---	---

§ 23. PERANEMÆ.

(a) *Veins free.*

\* *Involucres stalked.*

139. *Peranema*, *Don*, 1825. . . . . [p. xcix.]

<i>Sphæropteris</i> , <i>Wall. MS.</i> 1828: <i>E. Br.</i> 1830.	<i>Podielema</i> , <i>R. Br. MS.</i> (1830.) <i>Nematopera</i> , <i>Kze.</i> 1845.
---	---

\*\* *Involucres sessile.*

† *Involucre globose sub-coriaceous, bursting irregularly.*

140. *Diacalpe*, *Bl.* 1828. . . . . [p. xcix.]

†† "*Involucre arachnoid, covering the sorus.*"

141 (?) *Arachniodes*, *Bl.* 1828. . . . . [p. c.]

\* This genus proves to have the same structure as *Pteris aquilina*, with which it must be associated, and probably separated from *Pteris*. Its double indusia indicate some affinity with the *Lindsææ*. We leave it here, however, for the present, till its proper position is determined.

Hb. Ref.

††† *Involucre pateriform fimbriate, calyciform lobed, or sub-globose, membranaceous.*

142. *Woodsia*, *R. Br.* 1813. . . . . [p. c.]

Physematium, <i>Klfs.</i> 1829.		Hymenocystis, <i>C.A. Mey.</i> 1831.
Hymenolæna, <i>C.A. Mey.</i> (1831.)		Perrinia, <i>Hook.</i> 1846.

(b) *Veins reticulated.*

143. *Hypoderris*, *R. Br.* 1830. . . . . [p. ci.]

Order—POLYPODIACEÆ. Tribe—CYATHEINEÆ.

§ 1. THYRSOPTERIDEÆ.

144. *Thyrsopteris*, *Kze.* 1834. . . . . [p. cii.]

*Panicularia*, *Colla*, 1836.

§ 2. CYATHEÆ.

(a) *Involucres complete cup-shaped.*

145. *Cyathea*, *Smith*, 1793. . . . . [p. cii.]

Sphæropteris, <i>Bernh.</i> 1800.		Notocarpia, <i>Presl</i> , 1836.
Disphenia, <i>Presl</i> , 1836.		Schizocæna, <i>J. Sm.</i> 1838.

(b) *Involucres half cup-shaped.*

\* *Veins uniting in costal arcs (in some species rarely united.)*

146. *Hemitelia*, *R. Br.* 1810. . . . . [p. ciii.]

Cnemidaria, <i>Presl</i> , 1836.		Microstegnus, <i>Presl</i> , 1847.
Eleutheria, <i>Kze.</i> 1844.		Actinophlebia, <i>Presl</i> , 1847.
Hemistegia, <i>Presl</i> , 1847.		

\*\* *Veins always free.*

147. *Amphicosmia*, *Gard.* 1842. . . . . [p. civ.]

Hymenostegia, *J. Sm.* (pt.) 1842.  
Notophoria, *Presl*, 1847.

§ 3. ALSOPHILEÆ.

(a) *Veins always uni-soriferous.*

148. *Alsophila*, *R. Br.* 1810. . . . . [p. cv.]

Trichopteris, <i>Presl</i> , 1822.		Hymenostegia, <i>J. Sm.</i> (pt.) 1842.
Chnoophora, <i>Klfs.</i> 1824.		Trichostegia, <i>J. Sm.</i> 1842.
Gymnosphæra, <i>Bl.</i> 1828.		Dichorexia, <i>Presl</i> , 1847.
Dicranophlebia, <i>Mart.</i> 1828-34.		Lophosoria, <i>Presl</i> , 1847.
Haplophlebia, <i>Mart.</i> 1828-34.		Trichosorus, <i>Liebm.</i> 1848.

(b) *Veins frequently bi-tri-soriferous.*

149. *Amphidesmium*, *Schott*, 1834. . . . . [p. ov.]

Trichopteris, <i>Parker</i> , <i>MS.</i> :	Metaxya, <i>Presl</i> , 1836.
<i>Hk. et Gr.</i> 1829.	

Hb. Ref.

Order—POLYPODIACEÆ. Tribe—MATONINEÆ.

150. *Matonia*, *R. Br.* 1830. . . . . [p. cvi.]  
*Prionopteris*, *Wall.* 1828.

Order-POLYPODIACEÆ. Tribe-GLEICHENINEÆ.

(a) *Fronde small, linear, pinnate, the pinnae revolute, saccate.*

151. *Platyzoma*, *R. Br.* 1810. . . . . [p. cvii.]

(b) *Fronde dichotomously branched, (rarely unbranched), the branches pinnatifid.*

152. *Gleichenia*, *Smith*, 1793. . . . . [p. cvii.]

<i>Mertensia</i> , <i>Willd.</i> 1804.		<i>Sticherus</i> , <i>Presl</i> , 1836.
<i>Dicranopteris</i> , <i>Bernh.</i> 1806.		<i>Hicriopteris</i> , <i>Presl</i> , 1849.
<i>Calymella</i> , <i>Presl</i> , 1836.		<i>Gleicheniastrum</i> , <i>Presl</i> , 1847.

Order-POLYPODIACEÆ. Tribe-TRICHOMANINEÆ

(a) *Involucres urn-shaped or tubular.*

\* *Veins free.*

† *Receptacles exerted, furnished throughout with obovate sub-sessile spore-cases; fronds thick opaque.*

153. *Loxsonia*, *R. Br. MS. : A. Cunn.* 1836. [p. cviii.]

†† *Receptacles exerted, bearing sessile lenticular spore-cases at their base; fronds pellucid.*

‡ *Fronde monomorphous.*

154. *Trichomanes*, *Lin.* 1742. . . . . [p. cix.]

<i>Achomanes</i> , <i>Necker</i> , 1790.		<i>Microgonium</i> , <i>Presl</i> , 1843.
<i>Didymoglossum</i> , <i>Desv.</i> 1827.		<i>Abrodictyum</i> , <i>Presl</i> , 1843.
<i>Lecanium</i> , <i>Presl</i> , 1843.		<i>Homœotes</i> , <i>Presl</i> , 1847.
<i>Cardiomanes</i> , <i>Presl</i> , 1843.		<i>Macroglena</i> , <i>Presl</i> , 1847.
<i>Cephalomanes</i> , <i>Presl</i> , 1843.		<i>Taschneria</i> , <i>Presl</i> , 1849.
<i>Ragatellus</i> , <i>Presl</i> , 1843.		<i>Leucomanes</i> , <i>Presl</i> , 1849.
<i>Pachychætum</i> , <i>Presl</i> , 1843.		<i>Pleuromanès</i> , <i>Presl</i> , 1849.
<i>Chilodium</i> , <i>Presl</i> , 1843.		<i>Pseudachomanes</i> , <i>Presl</i> , 1849.
<i>Crepidium</i> , <i>Presl</i> , 1843.		<i>Crepidomanes</i> , <i>Presl</i> , 1849.
<i>Meringium</i> , <i>Presl</i> , 1843.		<i>Odontomanes</i> , <i>Presl</i> , 1849.
<i>Neurophyllum</i> , <i>Presl</i> , 1843.		<i>Amphipterum</i> , <i>Presl</i> , 1849.
<i>Hemiphlebium</i> , <i>Presl</i> , 1843.		<i>Bergera</i> , <i>Schaffn. MS. : Fée</i> , 1857.

‡† *Fronde dimorphous, i.e., the fertile contracted.*

155. *Feea*, *Bory*, 1824. . . . . [p. cx.]



Hb. Ref.

\*\* *Veins reticulated.*156. *Hymenostachys*, *Bory*, 1824. . . . [p. cxi.](b) *Involucres two-valved.*157. *Hymenophyllum*, *Sm.* 1793. . . . [p. cxi.]*Ptychomanes*, *Hedw.* 1789.*Hymenoglossum*, *Presl*, 1843.*Leptocionium*, *Presl*, 1843.*Sphærodium*, *Presl*, 1843.*Myrmecostylum*, *Presl*, 1843.*Cycloglossum*, *Presl*, 1843.*Craspedophyllum*, *Presl*, 1843.*Ptychophyllum*, *Presl*, 1843.*Sphærocionium*, *Presl*, 1843.*Mecodium*, *Presl*, 1849.*Dermatophlebium*, *Presl*, 1849.

Order—POLYPODIACEÆ. Tribe—SCHIZÆINEÆ.

## § 1. LYGODIÆÆ.

(a) *Veins free.*158. *Lygodium*, *Sw.* 1800. . . . . [p. cxii.]*Gisopteris*, *Bernh.* 1800.*Odontopteris*, *Bernh.* 1800.*Ramondia*, *Mirbel*, 1801.*Hydroglossum*, *Willd.* (pt.)

? 1802.

*Ugena*, *Cav.* 1801.*Cteisium*, *Rich.: Mich.* 1803.*Vallifilix*, *Aub. du Petit**Thouars*, 1811.*Arthrolygodes*, *Presl*, 1845.(b) *Veins reticulated.*159. *Hydroglossum*, *Willd.* 1802. (reduct.): *Presl*,  
1845. . . . . [p. cxiii.]*Lygodictyon*, *J. Sm.* 1842.

## § 2. SCHIZÆÆÆ.

(a) *Fructification seated on special contracted con-*  
*verging pinnæform appendages.*160. *Schizæa*, *Sm.* 1793. . . . . [p. cxiv.]*Ripidium*, *Bernh.* 1800.*Lophidium*, *Rich.* 1792.*Belvisia*, *Mirb.* (pt.) 1803.*Actinostachys*, *Wall.* 1828.(b) *Fructification paniculate, on distinct fronds, or*  
*lateral branches.*\* *Veins free.*161. *Anemia*, *Sw.* 1806. . . . . [p. cxv.]*Ornithopteris*, *Bernh.* 1806*Anemirhiza*, *J. Sm.* 1855.*Coptophyllum*, *Gardn.* 1842.*Spathepteris*, *Presl*, 1845.\*\* *Veins reticulated.*162. *Anemidictyon*, *J. Sm.* 1842. . . . [p. cxvi.]*Aneimidictyum*, *Presl*, 1845.*Phyllitides*, *Presl, MS.* (1845.)

Hb. Ref.

(c) *Fructifications submarginal on the plane, sub-contracted segments.*

\* *Veins of the pinnules pinnate.*

163. **Mohria**, Sw. 1806. . . . . [p. cxvi.]  
Lonchitis, Bernh. (non. Lin.) 1800.

\*\* *Veins flabellate dichotomous; plant small, spreading, rosulate.*

164. **Trochopteris**, Gard. 1842. . . . . [p. cxvii.]

Order—POLYPOD. Tribe—CERATOPTERIDINEÆ.

165. **Ceratopteris**, Brongn. 1821. . . . . [p. cxvii.]

Belvisia, <i>Mirb.</i> (pt.) 1803.	Teleozoma, <i>R. Br.</i> 1823.
Chladostachys, <i>Wallich. MS. Hb.</i> 1823.	Ellobocarpus, <i>Kfz.</i> 1824.
Cryptogenis, <i>Richard MS. Brongn.</i> 1823.	Parkeria, <i>Hook.</i> 1825.
	Furcaria, <i>Desv.</i> 1827.

Order—POLYPODIACEÆ. Tribe—OSMUNDINEÆ.

(a) *Fructifications paniculate, on contracted rachiform fronds or segments.*

166. **Osmunda**, Lin. 1737. . . . . [p. cxviii.]

Struthiopteris, <i>Bernh.</i> 1800.	Plenasium, <i>Presl</i> , 1836.
Aphyllocalpa, <i>Cav.</i> 1802.	Osmundastrum, <i>Presl</i> , (1845) 1847.
Reidlea, <i>Mirb.</i> (pt.) 1803.	

(b) *Fructifications dorsal, on plane normal scarcely contracted segments.*

167. **Todea**, Willd. 1802. . . . . [p. cxix.]

Leptopteris, *Presl*, 1845.

Order—MARATTIACEÆ. Tribe—MARATTINEÆ.

§ 1. ANGIOPTERIDEÆ.

168. **Angiopteris**, Hoffm. 1793. . . . . [p. cxx.]

Clementea, <i>Cav.</i> 1802.	Psilodochea, <i>Presl</i> , 1845.
------------------------------	-----------------------------------

§ 2. MARATTIÆ.

(a) *Sori sessile on the veins.*

\* *Sori involucrate, i.e. seated in an involucre.*

169. **Marattia**, Sm. 1793. . . . . [p. cxx.]

Celanthera, <i>Thouin</i> , 1786.	Discostegia, <i>Presl</i> , 1845.
Myriotheca, <i>Comm. Juss.</i> 1789.	

## INDEX FILICUM.

---

**Abacopteris**, *Fée, Congr. Scient. Fr. x. sess. i. 178.*

- elegans*, Fée.—Nephrodium elegans.
- glandulosa*, Fée.—Nephrodium glandulosum.
- philippinarum*, Fée.—Nephrodium latifolium.
- simplicifolia*, Fée.—Nephrodium simplicifolium.
- truncata*, Fée.—Nephrodium latifolium.

**Abrodictyum**, *Presl, Hymenoph. 20.*

- Cumingii*, Presl.—Trichomanes Smithii.

**Achomanes**, *Necker, Element. Bot. iii. 313; Presl, Hymen.*

- 15 (§); *Id. Epim. Bot. 14 (§).*—TRICHOMANES.

**Aconiopteris**, *Presl, Tentamen Pteridogr. 236.*

- glabrescens*, Presl.—Olfersia glabrescens.
- longifolia*, Fée.—Olfersia longifolia.
- obtusa*, Fée.—Olfersia obtusa.
- Richardi*, Bory Hb; Fée.—Olfersia Richardi.
- subdiaphana*, Presl.—Olfersia nervosa.

**Acopodium**, *Necker, Element. Bot. iii. 335.*—SELAGINELLA.

**ACROPHORUS**, *Presl, Tentam. Pterid. 93 (extens.)*

- Moore, Gard. Chron. 1854, 135; Id. Proceed. Lin. Soc. ii. 286. [Synopsis p. xci.]*

*adiantoides*, M. [*Synop. xci.*]—Moluccas; Java (*Zoll. 356 z.*)

- Aspidium adiantoides*, Blume, *Enum. Pl. Jav. 145.*
- Saccoloma adiantoides*, Presl, *Tent. Pter. 126.*
- Davallia adiantifolia*, Hook. *Sp. Fil. i. 176; Kze. Bot. Zeit. vi. 216.*
- Odontoloma adiantoides*, Presl, *Ep. Bot. 97; Fée, Gen. Fil. 324.*

*affinis*, *Moore, Proc. Lin. Soc. ii. 286.*—Philippines (*Cuming 117, 215*); Java, Penang, Singapore, Ceylon.

- Leucostegia affinis*, J. Sm. *Hook. Journ. Bot. iii. 416; Id. Hk. Lond. Journ. Bot. i. 426.*
- Davallia affinis*, Hook. *Sp. Fil. i. 158, t. 52 B; Kze. Bot. Zeit. vi. 236.*
- Cystopteris affinis*, Fée, *Gen. Fil. 299.*
- Microlepia affinis*, Presl, *Epim. Bot. 97.*
- Microlepia tenuifolia*, Presl, *Epim. Bot. 97 (Cuming 215); Fée, Gen. Fil. 327.*
- Humata affinis*, Metten, *Fil. Lips. 102, t. 27, f. 5, 6.*

*bifidus*, M. [*Synop. xci.*]—Brazil.

- Davallia bifida*, Ktze. *Enum. 222; Hk. et Grev. Icon. Fil. t. 238; Spr. Syst. 121; Presl, Tent. Pter. 129; Hook. Sp. Fil. i. 188.*
- Odontoloma bifidum*, Metten, *Fil. Lips. 104.*

*charophyllus*, Moore.—*A. pulcher*.

*cuneifolius*, M. [*Synop. xci.*]—Philippines (*Cuming* 217.)

*Saccoloma cuneifolium*, Presl, *Tent. Pter.* 126.

*Davallia* ? *cuneifolia*, Hook. *Sp. Fil.* i. 176.

*Davallia pulchella*, Hook. *Sp. Fil.* i. 175, t. 53 B.

*Odontoloma pulchellum*, J. Sm. *Hk. Journ. Bot.* iii. 415; *Id. Hk. Lond. Journ. Bot.* i. 424; *Field. et Gardn. Serit.* t. 51; *Fée, Gen. Fil.* 329; *Metten. Fil. Lips.* 104; *Brack. U.S. Expl. Exped.* xvi. 225.

*Odontoloma cuneifolium*, Presl, *Epim. Bot.* 97.

*falcinellus*, M.—Malay Isl.; Philippines (*Cuming* 304.)

*Davallia falcinella*, Presl, *Rel. Hænk.* i. 66, t. 11, f. 2; *Spr. Syst.* 120; *Presl, Tent. Pter.* 129, t. 4, f. 24; *Hk. Sp. Fil.* i. 159; *Fée, Gen. Fil.* 329.

*Leucostegia falcinella*, J. Sm. *Hk. Journ. Bot.* iii. 416; *Id. Lond. Journ. Bot.* i. 426.

*Goudotianus*, M.—Madagascar.

*Davallia Goudotiana*, Kze. *Anal. Pter.* 35, t. 22, f. 2.

*Stenoloma* ? *Goudotianum*, Fée, *Gen. Fil.* 330.

*Odontoloma Goudotiana*, Metten. *Fil. Lips.* 104.

— *β. emirnensis*.—Madagascar.

*Davallia emirnensis*, Hook. *MS. in Hb.*

*Davallia Goudotiana α.* Hook. *Sp. Fil.* i. 188, t. 50 C.

*hispidus*, Moore, *Proc. Lin. Soc.* ii. 286; *Id. Gard. Chrom.*

1856, 661, with fig.—New Zealand.

*Davallia hispida*, Heward *MS. in Hb.*

*Davallia novæ-zelandiæ*, Colenso, *Tasm. Journ. Nat. Sc.* ii. 182; *Hk. Sp. Fil.* i. 158, t. 51 B; *Fée, Gen. Fil.* 329; *Hk. fil. Fl. N. Zeal.* ii. 19.

*Microlepia novæ-zelandiæ*, J. Sm. *Cat. Kew Ferns*, 1856.

*Hookeri*, M.—India: Sirmur, Khasya, Sikkim (*Hk. et Thom.* 315.)

*Leucostegia* sp. *Hb. Hook.*

*hymenophylloides*, M. — Java.

*Lindsæa hymenophylloides*, Blume, *Enum. Pl. Jav.* 218; *Hk. Sp. Fil.* i. 207.

— *β. major*.—New Caledonia, Feejee Isl.

*immersus*, Moore, *Proc. Lin. Soc.* ii. 286.—India: Nepal, Assam, Khasya, Kashmir, Sikkim, Mussoorie, Moulmein; Java.

*Davallia immersa*, Wall. *Cat.* 256; *Hook. Sp. Fil.* i. 156.

*Leucostegia immersa*, Presl, *Tent. Pter.* 95, t. 4, f. 11; *Hk. Gen. Fil.* t. 52 A; *J. Sm. Hk. Lond. Journ. Bot.* i. 426; *Moore et Houlst. Gard. Mag. Bot.* iii. 324, fig. 70.

*Cystopteris dimidiata*, Dene. Jacq. *Voy.* 177, t. 178.

*Humata immersa*, Metten. *Fil. Lips.* 102.

*jamaicensis*, Moore, *Proc. Lin. Soc.* ii. 286.—Jamaica; ? Oahu.

*Davallia jamaicensis*, Hook. *Sp. Fil.* i. 183.

*Davallia flaccida*, Hook. et Arn. *Beech. Voy.* 101 (in part) ?

? *javensis*, M.—Java.

*Aspidium javense*, Willd. *Sp. Pl.* v. 284; *Spr. Syst.* 109.

*Cystopteris javensis*, Desv. *Prod.* 265.

- membranulosus**, Moore, Proc. Lin. Soc. ii. 286.—Nepal.  
*Davallia membranulosa*, Wall. Cat. 255; *Hk. Sp. Fil.* i. 159, t. 53 A; *Fée, Gen. Fil.* 329.
- nodosus**, Presl, Tent. Pter. 94, t. 3, f. 2.—Java, Moluccas; India: Khasya, Assam, Sikkim, Bootan.  
*Aspidium nodosum*, Blume, Enum. Pl. Jav. 171.  
*Aspidium* ? foliolosum, Wall. Cat. 359 (*Polypodium foliolosum*, in note.)  
*Davallia* ? nodosa, Hook. Sp. Fil. i. 157; *Kze. Bot. Zeit.* vi. 235.  
*Davallia stipellata*, Wall. Cat. 260.  
*Acrophorus stipellatus*, Moore, Gard. Chron. 1854, 135.  
 ? *Monachosorum davallioides*, *Kze. Bot. Zeit.* vi. 119 ( ? indus. delaps.); *Id. Schkuhr, Supp.* ii. 1, t. 101 (*Zoll.* 1998.)  
 ? *Anogramma* ? davallioides, *Fée, Gen. Fil.* 184.  
 ? *Polypodium davallioides*, *Metten. Fil. Lips.* 30; *Id. Pol.* 32.
- Parkeri**, M. [*Synop.* xci.]—Brit. Guiana.  
*Davallia Parkeri*, Hook. Sp. Fil. i. 176, t. 53 C.  
*Odontoloma Parkeri*, Presl, Epim. Bot. 97; *Fée, Gen. Fil.* 329.
- parvulus**, Moore, Proc. Lin. Soc. ii. 286.—Singapore, Borneo.  
*Davallia parvula*, Wall. Cat. 247; *Hk. et Grev. Icon. Fil.* t. 138; *Presl, Tent. Pter.* 129; *Hook. Sp. Fil.* i. 160; *Fée, Gen. Fil.* 329.  
*Leucostegia parvula*, J. Sm. Lond. Journ. Bot. i. 426.  
*Humata parvula*, *Metten. Fil. Lips.* 102, t. 27, f. 7, 8.
- pseudo-cystopteris**, M. — Himalaya.  
*Davallia pseudo-cystopteris*, *Kze. Bot. Zeit.* viii. 68.  
*Cystopteris davallioides*, *Kze. in litt.*
- pulcher**, M.—India: Nepal, Simla, Assam, Khasya, Kashmir, Kumaon, Neilgherries; Sirmur, and Kunawar (scales of rhiz. larger); Java; Penang.  
*Davallia pulchra*, Don, Prod. Fl. Nep. 11.—f. autogr. notul. in *Hb. Lin. Soc.*; *Spr. Syst.* 121; *Hook. Sp. Fil.* i. 160.  
*Davallia chærophylla*, Wall. Cat. 259; *Presl, Tent. Pter.* 129; *Hook. Sp. Fil.* i. 157, t. 51 A; *Fée, Gen. Fil.* 329.  
*Davallia ligulata*, Wall. Hb. under No. 254.  
*Leucostegia chærophylla*, J. Sm. Hook. Lond. Journ. Bot. i. 426.  
*Leucostegia pulchra*, J. Sm. Hook. Lond. Journ. Bot. i. 426.  
*Leucostegia ligulata*, J. Sm. Hook. Lond. Journ. Bot. i. 426.  
*Acrophorus chærophyllus*, Moore, Proc. Lin. Soc. ii. 286.  
*Cystopteris squamata*, Don, Jacq. Voy. 178.  
*Humata chærophylla*, *Metten. Fil. Lips.* 102, t. 27, f. 9, 10.  
*Aspidium hymenophylloides*, Blume, Enum. Pl. Jav. 172.
- repens**, M. [*Synop.* xci.]—Mascaren Isl.; Philippines (*Cuming* 50); Java (*Zoll.* 896 a, 3093); Ceylon; Assam, Khasya; Sandwich Isles.  
*Dicksonia repens*, Bory, Voy. ii. 323; *Sw. Syn.* 138; *Willd. Sp.* 482.  
*Davallia repens*, Desv. Prod. 314.  
*Davallia Boryana*, Presl, Rel. Hænk. i. 66; *Spr. Syst.* 119; *Hook. et Grev. Icon. Fil.* t. 143; *Hook. Sp. Fil.* i. 175; *Kze. Bot. Zeit.* iv. 459.  
*Davallia Macræana*, Hook. et Arn. Beech. Voy. 108 (young).  
*Odontoloma Hookeri*, J. Sm. Lond. Journ. Bot. i. 424.  
*Odontoloma Macræanum*, Brack, U.S. Expl. Exped. xvi. 226, 344.  
*Odontoloma repens*, Presl, Epim. Bot. 97.  
*Odontoloma Boryanum*, J. Sm. Hook. Journ. Bot. iii. 415; *Id. Hk. Lond. Journ. Bot.* i. 424; *Fée, Gen. Fil.* 329, t. 26 A, f. 2; *Metten. Fil. Lips.* 104; *Brack. U.S. Expl. Exped.* xvi. 225.

—*β. incisus* (Desv. *Prod.* 314).—Mascaren Isl.; New Caled.  
*Saccoloma Boryanum*, Presl, *Tent. Pter.* 126, t. 4, f. 20.  
*Davallia Boryana β.* Hook. *Sp. Fil.* i. 175.  
*Odontoloma Boryanum*, Hook. *Gen. Fil.* t. 114 B.

—*γ. hemipterus.*—Java (*Zoll.* 896 b, 3172).  
*Davallia hemiptera*, Bory, *Bel. Voy.* ii. 73, t. 7, f. 2; Hook. *Sp. Fil.*  
 i. 176; Kze. *Bot. Zeit.* iv. 459.  
*Davallia digitata*, Klfs. *Hb.*—f. Presl.  
*Saccoloma* ? *hemipterum*, Presl, *Tent. Pter.* 126.  
*Odontoloma hemipterum*, Presl, *Epin. Bot.* 98; Fée, *Gen. Fil.* 329.

*stipellatus*, Moore.—*Acrophorus nodosus*.

*tenuifolius*, M. [*Synop.* xci.]—Java, Philippines (*Cuming* 309);  
 Samoan Isl.

*Lindsæa tenuifolia*, Blume, *Enum. Pl. Jav.* 219.  
*Odontoloma tenuifolium*, J. Sm. Hook. *Journ. Bot.* iii. 415; *Id. Hk.*  
*Lond. Journ. Bot.* i. 424; Brack. *U.S. Expl. Exped.* xvi. 227.  
*Odontoloma Blumeanum*, Metten. *Fil. Lips.* 104.  
*Davallia Blumeana*, Hook. *Sp. Fil.* i. 177, t. 54 A.  
*Stenoloma Blumeanum*, Fée, *Gen. Fil.* 330, t. 27 bis. A, f. 2 (? *indus. err.*)

*Thomsoni*, M.—India: Sikkim (*Hk. et Thom.* 316.)

*Leucostegia* sp., *Hb. Hook.*

**Acropteris**, Link, *Hort. Berol.* ii. 56.

*australis*, Fée.—*Actiniopteris australis*.

*radiata*, Fée.—*Actiniopteris radiata*.

*septentrionalis*, Link.—*Asplenium septentrionale*.

**ACROSTICHUM**, *Linnaeus*, *Gen. Plant.* 785 (reduct.)

[*Synopsis*, p. xxi.]

*acidophyllum*, Kze.—*Elaphoglossum laminarioides*.

*acrocarpon*, Mart.—*Elaphoglossum acrocarpon*.

*actinotrichum*, Mart.—*Elaphoglossum actinotrichum*.

*aculeatum*, Desv.—*Gymnogramma chrysophylla*.

*aculeatum*, Lin.—*Davallia fumarioides*

*acuminatum*, Willd: { (Sp.)—*Anapausia acuminata*.  
 (Hb.)—*Photinopteris Humboldtii*.

*acuminatum*, Juss.: Poir.—*Elaphoglossum petiolosum*.

*acutissimum*, Poir.—*Elaphoglossum petiolosum*.

*adenolepis*, Kze.—*Elaphoglossum adenolepis*.

*æmulum*, Bl.—*Elaphoglossum conforme*.

*æmulum*, Klfs.—*Elaphoglossum æmulum*.

*æmulum*, Moritz.—*Elaphoglossum callæfolium*.

*æthiopicum*, Beauv.—*Platyterium Stemmaria*.

*affine*, Galeotti.—*Elaphoglossum affine*.

*alatum*, Fée.—*Elaphoglossum alatum*.

*alatum*, Roxb.—*Lomariopsis spondiæfolia*.

*alatum*, Hort.—*Pleopeltis musæfolia*.

*albidulum*, Sw.—*Nothochlæna nivea*.

*album*, Arrab.—*Gymnogramma Calomelanos*.

[*Gen.* 2. *Sp.* 21.]

- alcicorne*, Sw. (Schrad. J.)—*Platycerium Stemmaria*.  
*alcicorne*, Willem. : Sw. (Syn. in part)—*Platycerium alcicorne*.  
*alienum*, Sw.—*Anapausia aliena*.  
*alismæfolium*, Fée.—*Elaphoglossum alismæfolium*.  
*alismæfolium*, Hort.—*Elaphoglossum Schiedei*.  
*alpestre*, Gardn.—*Elaphoglossum alpestre*.  
*alpinum*, Bolt.—*Woodsia alpina*.  
*andicola*, Fée.—*Elaphoglossum andicola*.  
*angulatum*, Bl.—*Elaphoglossum angulatum*.  
*angustatum*, Schrad.—*Elaphoglossum conforme*  $\beta$ .  
*aphlebium*, Kze.—*Elaphoglossum aphlebium*.  
*apodum*, Klfs.—*Elaphoglossum apodum*.  
*appendiculatum*, Willd.—*Polybotrya appendiculata*.  
*areolatum*, Lin.—*Woodwardia areolata*.  
*argenteum*, Bory.—*Gymnogramma rosea*.  
*aspleniifolium*, Bory.—*Polybotrya aspleniifolia*.  
*attenuatum*, Fée.—*Elaphoglossum attenuatum*.  
*Aubertii*, Desv.—*Elaphoglossum Aubertii*.  
*aureo-nitens*, Hook.—*Neurocallis aureo-nitens*.

*aureum*, *Lin. Sp. Pl.* 1525.—W. Indies: Cuba (*Otto* 14), Jamaica, Martinique (*Sieb. Fl. Mart.* 235; *Syn.* 183), Gaudeloupe; Florida; Mexico (*Hartweg* 864), Guatemala, Panama; Venezuela; Philippine, Marianne, Society, Samoan, and Feejee Isl.; Tongataboo; Galapagos; Aneitium; N. Holland: Brisbane River.—*Plum.* t. 104; *Pluk.* t. 288, f. 2.

*Acrostichum aureum*, *Sw. Syn.* 13; *Schk. Crypt.* 2, t. 1, 1 b; *Willd. Sp.* 116; *Spr. Syst.* 36; *Desv. Prod.* 210; *H.B.K. Nov. Gen.* i. 2; *Raddi. Fil. Bras.* 6; *Klfs. Enum.* 65 in part; *Presl, Tent.* 241, t. 11, f. 3; *Id. Epim.* 180; *Link. Fil. Sp.* 150; *Hk. Gen.* t. 81 A; *Kze. Lin.* ix. 33; xviii. 310; xxiii. 213; *kl. Lin.* xx. 429; *J. Sm. Hk. Jour. Bot.* iv. 152; *Moore et Hoult. Gard. Mag. Bot.* iii. 133, f. 28; *Brack. U.S. Expl. Exped.* xvi. 82.

*Acrostichum emarginatum*, *Ham: Roxb. Crypt. Pl. Calcutt. Journ. Nat. Hist.* iv. 480.

*Acrostichum formosum*, *Presl, Del. Prag.* i. 160; *Id. Tent.* 241; *Spr. Syst.* 36.

? *Acrostichum crassifolium*, *Wall. in Hb.*—f. *Presl*, (non in *Hb. Wall.*); *Presl, Tent.* 241; *Id. Epim.* 183.

*Chrysodium vulgare*, *Fée, Acrost.* 97; *Id. Gen.* 61; *Metten. Fil. Lips.* 21.

*Chrysodium aureum*, *Metten. Fil. Lips.* 21.

— $\beta$ . *minus*.—Java, Philippines, Ceylon; India: Sunderbund, Sidhee Isl., Neilgherries; Bourbon; Brazil.

*Acrostichum obliquum*, *Bl. Enum. Pl. Jav.* 101; *Id. Fl. Jav.* 30, t. 9 (simple state); *Presl, Tent.* 241; *Id. Epim.* 179; *J. Sm. Hk. Jour. Bot.* iv. 152.

*Acrostichum aureum*, *Wall. Cat.* 31, in part.

*Chrysodium vulgare*,  $\gamma$ . *minus*, *Fée Acrost.* 99; *Id. Gen.* 81.

— $\gamma$ . *rigens*.—Bourbon, Mauritius (*Sieb. Fl. Maur. Sup.* 3);

- Madagascar; Natal (*Plant* 312); Marianne Isles; ? Fernando Po (submembranaceous—Hb. Hk.)  
*Acrostichum rigens*, *Presl, Epim. Bot.* 180.  
*Acrostichum speciosum*? *Bojer, Hort. Maur.* 414.  
*Acrostichum maritimum*, *Guienzius, MS.*  
*Chrysodium vulgare*  $\beta$  *rigens*, *Fée, Acrost.* 98; *Id. Gen.* 61.
- $\delta$  *hirsutum*.—Brazil (*Mart.* 365); F. Guiana; Guatemala (*Friedrichsthal* 231); St. Domingo, Jamaica; Cape of Good Hope.  
*Acrostichum aureum*, *Arrabida Fl. Flum.* t. 92.  
*Chrysodium hirsutum*, *Fée, Acrost.* 99, t. 62, f. 2; *Id. Gen.* 61.
- $\epsilon$ . *marginatum*.—Essequibo, Venezuela, Brazil.  
*Acrostichum marginatum*, *Schkuhr, Crypt.* 185, t. 3 b.; *Meyer, Esseq.* 286; *Presl, Epim.* 182.  
*Acrostichum juglandifolium*, *Klfs. Enum.* 66; *Spr. Syst.* 37; *Kze. Lin.* xxiii. 214.  
*Chrysodium hirsutum*  $\beta$ . *marginatum*, *Fée Acrost.* 99; *Id. Gen.* 61.
- $\zeta$  *scalpturatum*.—Panama, New Ireland.  
*Acrostichum scalpturatum*, *Presl. Epim. Bot.* 181.  
*Chrysodium scalpturatum*, *Fée, Acrost.* 100. t. 61; *Id. Gen.* 61.
- $\eta$  *Urvillei*.—Moluccas, N. Guinea, Tahiti, Friendly Isles, N. Caledonia; N. Holland: Brisbane R., Port Essington.  
*Acrostichum Urvillei*, *Presl, Epim. Bot.* 181.  
*Chrysodium Urvillei*, *Fée, Acrost.* 100, t. 60; *Id. Gen.* 61.
- $\theta$  *inæquale*.—India: Peninsula, Travancore, Tranquebar, Ganges R., Martaban, Hoogley R.; Java (*Zoll.* 937); Philippines (*Cuming* 280); Penang, Singapore; Marianne Isl.; Panama (*Fendl.* 396); Mexico (*Leibold* 1); Guiana (*Rich. Schomb.* 1672), Surinam (*Kegel* 901), Cayenne.  
*Acrostichum inæquale* *Willd. Sp. Fl.* v. 117; *Desv. Prod.* 211; *Bl. Enum.* 104; *Fl. Jav.* 40, t. 16; *Presl, Tent.* 241; *Kze. Lin.* xxi. 207; xxiii. 214; *Id. Bot. Zeit.* vi. 103.  
*Acrostichum aureum*, *Meyer, Prim. Esseq.* 285; *Wall, Cat.* 31 in part; *Presl, Rel. Hænk.* i. 16, (excl. syn.); *Kze. Lin.* xviii. 310; *J. Sm. Hk. Journ. Bot.* iii. 402; *Splitg. Tijdsch. Nat. G. en Phys.* vii. 393.  
*Acrostichum Wightianum*, *Presl, Tent.* 241 (Wight, Hb. Prop. 44—f. Pr.)  
*Acrostichum cayennense*, *Presl, Epim. Bot.* 181.  
*Chrysodium inæquale*, *Fée, Acrost.* 100; *Id. Gen.* 61.  
*Chrysodium cayennense*, *Fée, Acrost.* 100, t. 59; *Id. Gen.* 61.
- $\iota$ . *speciosum*.—India (*Drege* 57); Ceylon; Java (*Zoll.* 2425); Philippines; N. Holland: Brisbane R.  
*Acrostichum speciosum*, *Willd. Sp. Pl.* v. 117; *Spr. Syst.* 37; *Desv. Prod.* 211; *Presl, Rel. Hænk.* i. 16 (excl. syn. Klfs.); *Id. Tent.* 241; *Id. Epim.* 183; *Bl. Enum. Fl.* 105 (excl. syn. Schkr. et Br.); *Id. Fl. Jav.* 42, t. 17 (excl. syn.); *Kze. Bot. Zeit.* vi. 102.  
*Acrostichum aureum*, *Wall. Cat.* 31 in part.  
*Chrysodium speciosum*, *Fée, Acrost.* 101; *Id. Gen.* 61.
- aureum*, Arrab.—*Acrostichum aureum*  $\delta$ .  
*aureum*, Bory.—*Gymnogramma aurea*.  
*aureum*, Cav.—*Ceterach aureum*.  
*aureum*, Meyer: *Wall.* in part.—*Acrostichum aureum*  $\theta$ .



- aureum*, Wall. in part.—*Acrostichum aureum*  $\iota$ .  
*auricomum*, Kze.—*Elaphoglossum auricomum*.  
*auriculatum*, Lam.—*Pœcilopteris punctulata*.  
*auritum*, Poir.—*Pœcilopteris punctulata*.  
*auritum*, Sw.—*Stenosemia aurita*.  
*australe*, Lin.—*Actiniopteris australis*.  
*australe*, Vahl.—*Actiniopteris radiata*.  
*axillare*, Cav.—*Gymnopteris axillaris*.  
*Banksianum*, Fée.—*Elaphoglossum Banksianum*.  
*barbarum*, Lin.—*Todea barbara*.  
*barbirussa*, Kze. Hb.—*Elaphoglossum horridulum*.  
*Bellermannianum*, Kl.—*Elaphoglossum Bellermannianum*.  
 [bicolor, Cav. *Ann. Hist. Nat.* i. 103; *Id. Prælect.* (1801)  
 238.—Marianne Isl.—*Sw. Syn.* 113.  
 ? *Niphoboli* sp.]  
*bifidum*, Poir.—*Schizæa bifida*.  
*biforme*, Sw.—*Platyterium biforme*.  
*bifurcatum*, Cav.—*Platyterium alcicorne*.  
*bifurcatum*, Sw.—*Polybotrya bifurcata*.  
*blepharodes*, Fée.—*Elaphoglossum blepharodes*.  
*Blumeanum*, Fée.—*Elaphoglossum viscosum*  $\beta$ .  
*bonariense*, Willd.—*Nothochlæna rufa*.  
*Boryanum*, Fée.—*Elaphoglossum Boryanum*.  
*brachyneuron*, Fée.—*Elaphoglossum brachyneuron*.  
 ? *Breutelianum*, Kze: { ster. fr.—*Campyloneurum fasciale*.  
                                   { fert. fr.—*Elaphoglossum viscosum*.  
*brevipes*, Kze.—*Elaphoglossum brevipes*.  
*brunneum*, Willd.—? *Gymnopteris aliena*.  
*buxifolium*, Kze.—*Lomariopsis buxifolia*.  
*Calaguala*, Kl.—*Elaphoglossum Calaguala*.  
*callæfolium*, Bl.—*Elaphoglossum callæfolium*.  
*callæfolium*, Link.—*Elaphoglossum brevipes*.  
*Callipteris*, Ehrhart.—*Lastrea cristata*.  
*callolepis*, Fée.—*Elaphoglossum callolepis*.  
*Calomelanos*, Lin.—*Gymnogramma Calomelanos*.  
*calophyllum*, Kze.—*Elaphoglossum calophyllum*.  
*canariense*, Willd.—*Nothochlæna Marantæ*  $\beta$   
*cardiophyllum*, Hook.—*Elaphoglossum cardiophyllum*.  
*catanense*, Cosent.—*Nothochlæna lanuginosa*.  
*caudatum*, Cav.—? *Anapausia aliena*.  
*caudatum*, Hook.—*Elaphoglossum caudatum*.  
*cayennense*, Pr.—*Acrostichum aureum*  $\theta$ .  
*cervinum*, Sw.—*Olfersia cervina*.  
*chrysoconium*, Desv.—*Gymnogramma chrysoconia*.  
*chrysophyllum*, Sw.—*Gymnogramma chrysophylla*.  
*ciliare*, Pet. Th.—? *Elaphoglossum hybridum*: *horridulum*  
 (Fée); *spathulatum* (Klfs.)

- ciliatum*, Desv.—Elaphoglossum succisæfolium.  
*ciliatum*, Presl.—Elaphoglossum ciliatum.  
*circumscriptum*, Bory.—Elaphoglossum perelegans.  
*citrifolium*, Lin.—Anetium citrifolium.  
*cladorrhizans*, Spr.—Anapausia aliena  $\beta$ .  
*cochleariæfolium*, Fée.—Elaphoglossum cochleariæfolium.  
*cochleatum*, Bory: Fée.—Elaphoglossum pilosum.  
*conforme*, Bl.—Elaphoglossum marginatum.  
*conforme*, Raddi: Link.—Elaphoglossum crassinerve.  
*conforme*, Sw.—Elaphoglossum conforme.  
*conforme v. angustum*, Kze.—Elaphoglossum conforme  $\gamma$ .  
*consobrinum*, Kze.—Elaphoglossum consobrinum.  
*contaminans*, Wall.—Pœcilopteris contaminans.  
 [contractum, Wall. Cat. 2166 (not in Hb.)—Neilgherries.]  
*cordatum*, Thunb.—Grammitis cordata.  
*coriaceum*, Wall.—Elaphoglossum macropodium.  
*costatum*, Wall.—Pœcilopteris costata.  
*crassifolium*, Gaud.—Hymenodium reticulatum.  
*crassifolium*, Wall.—Acrostichum aureum.  
*crassinerve*, Kze.—Elaphoglossum crassinerve.  
*crinitum*, Lin.—Hymenodium crinitum.  
*crinitum*, M. et Gal.—Elaphoglossum blepharodes.  
*crispatulum*, Fée.—Elaphoglossum crispatulum.  
*crispatulum*, Wall.—Pœcilopteris crispatula.  
*crispum*, Vill.—Allosorus crispus.  
*cruciatum*, Lin.—Gymnogramma cruciata.  
*Cumingii*, Fée.—Elaphoglossum Cumingii.  
*curvans*, Kze.—Elaphoglossum curvans.  
*cuspidatum*, Willd.—Elaphoglossum cuspidatum.  
*daneæfolium*, Langs. et Fisch. Icon. Fil. 5, t. 1.—Brazil.  
 Acrostichum daneæfolium, Willd. Sp. 118; Spr. Syst. 37; Desv. Prod.  
 211; Klfs. En. 64; Presl, Tent. 241; Brack. U.S. Exped. xvi. 82.  
 Chrysodium daneæfolium, Fée, Acrost. 101; Id. Gen. 61.  
*decoratum*, Kze.—Elaphoglossum decoratum.  
*decurrens*, Desv.—Elaphoglossum decurrens.  
*decurrens*, Wall.: Mett.—Gymnopteris decurrens.  
*dichotomum*, Cav.—Schizæa bifida.  
*dichotomum*, Forsk.—Actiniopteris radiata.  
*dichotomum*, Lin.: Forst.—Schizæa dichotoma.  
*dicksonioides*, Desv.—? Polybotrya osmundacea.  
*didynamum*, Fée.—Elaphoglossum didynamum.  
*digitatum*, Lin.—Schizæa digitata.  
*dimorphum*, Hk. et Grev.—Elaphoglossum dimorphum.  
*dimorphum v. furcatum*, Fée.—Polybotrya bifurcata.  
*dissimile*, Kze.—Elaphoglossum dissimile.  
*diversifolium*, Bl.—Pœcilopteris heteroclita  $\gamma$ .

- Dombeyanum*, Fée.—*Elaphoglossum lepidotum*.  
*dubium*, Poir.—*Niphobolus adnascens*.  
*durum*, Kze.—*Elaphoglossum durum*.  
*ebenum*, Lin.—*Gymnogramma Calomelanos*  $\beta$ .  
*elegans*, Vahl.—*Schizæa elegans*.  
*ellipticum*, Fée.—*Elaphoglossum ellipticum*.  
*elongatum*, Kze.—*Elaphoglossum elongatum*.  
*emarginatum*, Ham. : Roxb.—*Acrostichum aureum*.  
*erinaceum*, Fée.—*Elaphoglossum erinaceum*.  
*erythrodes*, Kze.—*Lomariopsis erythrodes*.  
*erythrodes*, Splitg.—*Lomariopsis phlebodes*.  
*erythrolepis*, Fée.—*Elaphoglossum erythrolepis*.  
*falcatum*, Fée.—*Elaphoglossum falcatum*.  
*fallax*, Bory.—*Gymnopteris acuminata*  $\beta$ .  
*Feei*, Bory.—*Elaphoglossum Feei*.  
*ferrugineum*, Lin.—*Polypodium incanum*.  
*ferrugineum*, Lind.—*Elaphoglossum ferrugineum*.  
 [filare, Forsk. *Fl. Æg. Arab.* 184.—Yemen.—Sw. *Syn.* 18.  
   ? *Pteridis* sp.—f. Fée.]  
*fimbriatum*, Cav.—*Elaphoglossum erinaceum*.  
*fimbriatum*, Kl. MS.—*Elaphoglossum Lindeni*.  
*fimbriatum*, Hort. Ber. (Pr.)—*Elaph. scolopendrifolium*.  
*fistulosum*, Poir.—*Schizæa fistulosa*.  
*Finlaysonianum*, Wall.—*Pœcilopteris Finlaysoniana*.  
*flabellatum*, H. et B.—*Rhipidopteris flabellata*.  
*flabellatum*?  $\beta$ . *sphenophyllum*, Kze.—*Rhipidopteris flabellata*  $\beta$ .  
 [flabellifolium, *Link. Fil. Sp.* 165.—? . . . . .]  
*flaccidum*, Bory.—*Anetium citrifolium*  $\beta$ .  
*flaccidum*, Fée.—*Elaphoglossum simplex*.  
*flagelliferum*, Wall.—*Pœcilopteris heteroclita*.  
*flavens*, Sw.—*Nothochlæna flavens*.  
*floridum*, Poir.—*Stenosemia aurita*.  
*foeniculaceum*, Hk. et Grev.—*Rhipidopteris peltata*  $\beta$ .  
*formosum*, Presl.—*Acrostichum aureum*.  
*fraxinifolium*, *R. Br. Prod.* 145.—New Caledonia; Feejee  
   Isl.; Trop. N. Holland.  
*Acrostichum fraxinifolium*, *Spr. Syst.* 36 (excl. syn.); *Desv. Prod.* 211;  
   *Presl, Epim. Bot.* 183.  
*Chrysodium fraxinifolium*, *Fée, Acrost.* 101, t. 62; *Id. Gen.* 61.  
*fraxinifolium*, Presl.—*Neurocallis scandens*.  
*frigidum*, Lind.—*Elaphoglossum frigidum*.  
*fuciforme*, Wall.—*Platyterium biforme*.  
*fulvum*, Galeotti.—*Elaphoglossum vestitum*.  
*Funckii*, Fée.—*Elaphoglossum Funckii*.  
*furcatum*, Lin.—*Gleichenia furcata*.  
*Gardnerianum*, Kze.—*Elaphoglossum Gardnerianum*.

- Gayanum*, Fée.—*Elaphoglossum* *Gayanum*.  
*glabellum*, Kl.—*Elaphoglossum* *martinicense*.  
*glandulosum*, Carm.—*Elaphoglossum* *conforme*  $\delta$ .  
*glaucum*, Fée.—*Elaphoglossum* *glaucum*.  
*glaucum*, Cav.—*Pteris* *glauca*.  
*gorgoneum*, Bl.—*Elaphoglossum* *marginatum*.  
*gorgoneum*, Klfs.—*Elaphoglossum* *gorgoneum*.  
*graminoides*, Sw.—*Monogramma* *furcata*.  
*grande*, A. Cunn.—*Platycerium* *grande*.  
*gratum*, Fée.—*Elaphoglossum* *gratum*.  
*Hamiltonianum*, Wall.—*Polybotrya* *Hamiltoniana*.  
*Hartwegii*, Fée.—*Elaphoglossum* *Hartwegii*.  
*hastatum*, Thunb.—*Niphobolus* *hastatus*.  
*hastatum*, Hb. Madras.—*Hemionitis* *cordata*  $\beta$ .  
*hastatum*, Diebm.—*Anapausia* *aliena*  $\beta$ .  
*Herminieri*, Bory et Fée.—*Elaphoglossum* *Herminieri*.  
*heteroclitum*, Presl.—*Pœcilopteris* *heteroclitia*.  
*heterolepis*, Fée.—*Elaphoglossum* *heterolepis*.  
*heteromorphum*, Kl.—*Elaphoglossum* *heteromorphum*.  
*heterophyllum*, Lin.—*Drymoglossum* *piloselloides*.  
*heterophyllum*, Raddi.—*Lomaria* *pteropus*.  
*heterophyllum*, Roxb.—*Niphobolus* *carneus*.  
*hirtum*, Sw.—*Elaphoglossum* *squamosum*.  
*horridulum*, Klfs.—*Elaphoglossum* *horridulum*.  
*Huacsaro*, Ruiz.—*Elaphoglossum* *Ruizianum*.  
*Hubertianum*, Bory Hb. } —*Elaphoglossum* *hybridum*.  
*hybridum*, Bory }  
*hybridum*, Hook.—*Elaphoglossum* *erinaceum*.  
*hybridum*, Hb. Wight.—*Elaphoglossum* *stelligerum*.  
*hyperboreum*, Liljeb.—*Woodsia* *alpina*.  
*hystrix*, Kze.—*Elaphoglossum* *hystrix*.  
*ilvense*, Lin.—*Woodsia* *ilvensis*.  
*ilvense*, With.—*Woodsia* *alpina*.  
*impressum*, Fée.—*Elaphoglossum* *impressum*.  
*inequale*, Willd.—*Acrostichum* *aureum*  $\theta$ .  
*intermedium*, Fée.—*Elaphoglossum* *cognatum*.  
*interruptum*, Sw. Hb. : Mert. Hb.—*Nothochlæna* *distans*.  
*Jamesoni*, Hk. et Grev.—*Elaphoglossum* *Jamesoni*.  
*japurense*, Mart.—*Lomariopsis* *phlebodes*.  
*javense*, Willd. (Hb. 19555—1).—*Nothochlæna* *javensis*.  
*javense*, Willd. (Hb. 19555—2).—*Nothochlæna* *distans*.  
*juglandifolium*, Klfs.—*Acrostichum* *aureum*  $\epsilon$ .  
*Junghuhnianum*, Kze.—*Elaphoglossum* *Junghuhnianum*.  
*Karstenianum*, Kze.—*Elaphoglossum* *Karstenianum*.  
*laciniatum*, Gilib.—*Asplenium* *septentrionale*.  
*laminarioides*, Bory.—*Elaphoglossum* *laminarioides*.  
*lanceolatum*, Lin.—*Gymnopteris* *lanceolata*.

- lancifolium*, Desv.—*Elaphoglossum viscosum*  $\beta$ .  
*Langsdorffii*, Pr.—*Elaphoglossum Langsdorffii*.  
*lanuginosum*, Desf.—*Nothochlæna lanuginosa*.  
*lanuginosum*, Willd.—*Cheilanthes squamosa*.  
*latifolium*, Sw : (Fl. Ind. Occ.)—*Olfersia longifolia*.  
*latifolium*, Sw : (Schr. J.)—*Elaphoglossum conforme*.  
*latifolium*, Sieb.— { *Elaphoglossum ellipticum* (Fée.)  
                                   { *Elaphoglossum Sieberi* (Hk.)  
*laurifolium*, Pet. Th.—*Elaphoglossum laurifolium*.  
*Lechlerianum*, Metten.—*Elaphoglossum Lechlerianum*.  
*Lepervanchii*, Bory.—*Elaphoglossum Lepervanchii*.  
*lepidopteris*, Langs. et Fisch.—*Goniophlebium lepidopteris*.  
*lepidotum*, Willd.—*Elaphoglossum lepidotum*.  
*leptophyllum*, DC.—*Gymnogramma leptophylla*.  
*leptophyllum*, Fée.—*Elaphoglossum leptophyllum*.  
*L'Herminieri*, Bory MS.—*Elaphoglossum erinaceum*.  
*Lindeni*, Bory.—*Elaphoglossum Lindeni*.  
*lineare*, Fée.—*Elaphoglossum lineare*.  
*lineare*, Spr.—*Lomaria woodwardioides*.  
*linearifolium*, Presl.—*Olfersia cervina*.  
*lineatum*, Cav.—*Lomaria crenata*.  
*Lingua*, Raddi.—*Elaphoglossum Lingua*.  
*Lingua*, Thunb.—*Niphobolus Lingua*.  
*Lingua*, Hort.—*Elaphoglossum brevipes*.  
*linguæforme*, Cav.—*Elaphoglossum linguæforme*.  
*lloense*, Hook.—*Elaphoglossum lloense*.  
*lomarioides*, Bory.—*Lomariopsis Boryana*.  
*lonchophorum*, Kze.—*Pœcilopteris lonchophora*.  
*lonchophyllum*, Fée.—*Elaphoglossum lonchophyllum*.  
*longifolium*, Burm.—*Niphobolus longifolius*.  
*longifolium*, Jacq.—*Olfersia longifolia*.  
*Loweianum*, Kze. Hb. } —*Elaphoglossum squamosum*.  
*Loweii*, Fée, Hb.        }  
*ludens*, Wall.—*Pœcilopteris ludens*.  
*luridum*, Fée.—*Elaphoglossum brevipes*.  
*luteum*, Desv.—*Nothochlæna lutea*.  
*macrolepis*, Bojer MS.—*Elaphoglossum obductum*.  
*macropodium*, Fée.—*Elaphoglossum macropodium*.  
*Marantæ*, Lam.—*Nothochlæna lanuginosa*.  
*Marantæ*, Lin.—*Nothochlæna Marantæ*.  
*Marantæ*, Pall. : Hænk.—*Woodsia ilvensis*.  
*marginatum*, Lin.—*Litobrochia grandifolia*.  
*marginatum*, Schkr.—*Acrostichum aureum*  $\epsilon$ .  
*marginatum*, Wall.—*Elaphoglossum marginatum*.  
*maritimum*, Guiénzius.—*Acrostichum aureum*  $\gamma$ .  
*martinicense*, Desv. (Hb. Mus. Par.)—*Elaph. martinicense*.  
*mascarenense*, Spr.—*Pœcilopteris punctulata*.

- Mathewsi*, Fée.—*Elaphoglossum Mathewsi*.  
*melanolepis*, Fée.—*Elaphoglossum melanolepis*.  
*melanopus*, Kze.—*Elaphoglossum melanopus*.  
*melanostictum*, Bl.—*Elaphoglossum apodum*.  
*meridense*, Kl.—*Elaphoglossum meridense*.  
*Mezierii*, Bory.—*Elaphoglossum splendens*.  
*micradenium*, Fée.—*Elaphoglossum micradenium*.  
*microlepis*, Kze.—*Elaphoglossum microlepis*.  
*minutum*, Pohl.—*Elaphoglossum minutum*.  
*minus*, Metten.—*Gymnopteris normalis*.  
*Moritzianum*, Kl.—*Elaphoglossum Moritzianum*.  
*muscosum*, Kze.—*Elaphoglossum perelegans*.  
*muscosum*, Sw.—*Elaphoglossum muscosum*.  
*nemorale*, Lam.—*Blechnum Spicant*.  
*nervosum*, Bory.—*Olfersia nervosa*.  
*neriifolium*, Wall.—*Elaphoglossum viscosum*  $\beta$ .  
*nicotianæfolium*, Sw.—*Anapausia nicotianæfolia*.  
*nigrum*, Zippel. MS.—*Elaphoglossum stigmatolepis*.  
*niveum*, Desv.—*Nothochlæna nivea*.  
*nivosum*, Kze.—*Elaphoglossum tectum*.  
*notatum*, Fée.—*Elaphoglossum notatum*.  
*nudum*, Kze. Hb.—*Elaphoglossum Gayanum*.  
*nummularifolium*, Sw.—*Niphobolus nummularifolius*.  
*obductum*, Klfs.—*Elaphoglossum obductum*.  
*obliquum*, Bl.—*Acrostichum aureum*  $\beta$ .  
*oblongum*, Desv.—*Elaphoglossum conforme*.  
*obovatum*, Bl.—*Niphobolus obovatus*.  
*obtusatum*, Carm.—*Elaphoglossum Jamesoni*  $\beta$ .  
*obtusifolium*, Bl.—*Elaphoglossum decurrens*.  
*obtusifolium*, Willd.—*Gymnopteris obtusifolia*.  
*oligotrichum*, Kze. Hb.—*Elaphoglossum lineare*.  
*ophioglossoides*, Goldm.—*Elaphoglossum decurrens*.  
*Orbigyanum*, Fée.—*Elaphoglossum Orbigyanum*.  
*ovatum*, Hk. et Gr.—*Elaphoglossum ovatum*.  
*oxyphyllum*, Kze. MS.—*Elaphoglossum simplex*.  
*pachydermum*, Fée.—*Elaphoglossum pachydermum*.  
*pachyphyllum*, Kze. : ? Kl.—*Hymenodium pachyphyllum*.  
*pachyphyllum*, Mart. Hb.—*Elaphoglossum durum*.  
*paleaceum*, Pohl.—*Elaphoglossum perelegans*.  
*paleaceum*, Hk. et Grev.—*Elaphoglossum squamosum*.  
*pectinatum*, Lin.—*Schizæa pectinata*.  
*peltatum*, Sm.—*Rhipidopteris peltata*.  
*pennula*, Poir.—*Schizæa pennula*.  
*perelegans*, Fée.—*Elaphoglossum perelegans*.  
*petiolatum*, Sw.—*Elaphoglossum viscosum*.  
*petiolosum*, Desv.—*Elaphoglossum petiolosum*.  
*phlebodes*, Kze.—*Lomariopsis phlebodes*.

- Phyllitidis*, L'Herm. MS.—*Elaphoglossum alismæfolium*.  
*pilosella*, Spr. } —*Elaphoglossum piloselloides*.  
*piloselloides*, Pr. }  
*pilosiusculum*, Wickstr.—? *Grammitis totta*.  
*pilosum*, H. et B.—*Elaphoglossum pilosum*.  
*pilosum*, Sol. MS.—*Grammitis totta*.  
*platyneuron*, Fée.—*Elaphoglossum platyneuron*.  
*platyneuron*, Lin.—*Asplenium ebeneum*.  
*plicatum*, Cav.—? *Elaphoglossum lepidotum*.  
*Plumieri*, Desv.—*Elaphoglossum viscosum*.  
*Plumieri*, Fée.—*Elaphoglossum Plumieri*.  
*plumosum*, Fée.—*Elaphoglossum muscosum*.  
*podotrichum*, Desv.—*Elaphoglossum undulatum*.  
*Pœppigiana*, Fée.—*Elaphoglossum Pœppigianum*.  
*polylepis*, Kze. Hb.—*Elaphoglossum lepidotum*.  
*polypodioides*, Lin.—*Polypodium incanum*.  
*polypodioides*, Pet. Th. }  
*polytrichoides*, Pet. Th. (err. typ.) } —*Lomaria alpina*.  
*portoricense*, Spr.—*Anapausia aliena* β.  
*præstantissima*, Bory Hb.—*Neurocallis præstantissima*.  
*Preslianum*, Fée.—*Elaphoglossum ciliatum*.  
*Prieurianum*, Kl.—*Lomariopsis phlebodes*.  
*proliferum*, Bl.—*Pœcilopteris repanda*.  
*proliferum*, Hk.—*Pœcilopteris Hookeriana*.  
*proliferum*, Wall. Hb.—*Polybotrya appendiculata*.

*pteroides*, R. Br. *Prod.* 145.—Trop. N. Holl.—*Spr. Syst.* 37.

*Phorolobus pteroides*, Desv. *Prod.* 291.

[? *Cheilanthis* sp.; ? *Gymnopteridis* sp.]

- pteroides*, Bernh.—*Nothochlæna trichomanoides*.  
*pulchrum*, Lin.—*Nothochlæna Marantæ*.  
*pumilum*, M. et Gal.—*Elaphoglossum piloselloides*.  
*punctatum*, Lin.—*Pleopeltis irioides* β.  
*punctulatum*, Lin. Supp.—*Pœcilopteris punctulata*.  
*punctulatum*, Presl.—*Pœcilopteris Presliana*.  
*quercifolium*, Retz.—*Gymnopteris quercifolia*.  
*Quoyanum*, Gaud.—*Pœcilopteris Quoyana*.  
*rabdolepis*, Fée.—*Elaphoglossum rabdolepis*.  
*Raddii*, Desv. }  
*Raddianum*, Hk. et Gr. } —*Elaphoglossum horridulum*.  
*Raddianum*, Kze. Hb.—*Neurocallis scandens*.  
*radiatum*, Koenig MS.—*Actiniopteris radiata*.  
*ramentaceum*, Roxb.—*Hemionitis cordata* γ.  
*ramosissimum*, Fée.—*Elaphoglossum ramosissimum*.  
*recognitum*, Kze.—*Elaphoglossum Plumieri*.  
*reptans*, Cav.—? *Elaphoglossum horridulum*.  
*repandum*, Bl.—*Pœcilopteris repanda*.

- Requienianum*, Gaud.—*Neurocallis Requieniana*.  
*reticulatum*, Klfs.—*Hymenodium reticulatum*.  
*rigens*, Presl.—*Acrostichum aureum*  $\gamma$ .  
*rigidum*, Wall.—*Photinopteris speciosa*.  
*rivulare*, Ham. Hb. : Wall.—*Gymnopteris decurrens*.  
*Roeslii*, Schaffn. MS. : Fée.—*Elaphoglossum Roeslii*.  
*rubiginosum*, Fée.— { *Elaphoglossum Schiedei* (Kze.)  
                                   { *Elaphoglossum tectum* (Kl.)  
*rufum*, Lin.—*Gymnogramma rufa*.  
*rufum*, Spr.—*Lomaria discolor*.  
*salicifolium*, Willd. Hb.—*Elaphoglossum viscosum*  $\beta$ .  
*sanctum*, Lin.—*Polypodium sanctum*.  
*Sartorii*, Liebm.—*Elaphoglossum alismæfolium*.  
*scalpellum*, Mart.—*Elaphoglossum scalpellum*.  
*scalpturatum*, Kze.—*Pœcilopteris costata*.  
*scalpturatum*, Presl.—*Acrostichum aureum*  $\zeta$ .  
*scandens*, Bory.—*Elaphoglossum scandens*.  
*scandens*, Lin.—*Stenochlæna scandens*.  
*scandens*, Raddi.—*Neurocallis scandens*.  
*scapellum*, Kze. : Fée.—*Elaphoglossum scalpellum*.  
*scariosum*, Sw.—*Cheilanthes squamosa*.  
*Schiedei*, Kze.—*Elaphoglossum Schiedei*.  
*Schomburgkii*, Fée.—*Elaphoglossum Schomburgkii*.  
*scolopendrifolium*, Raddi.—*Elaphoglossum scolopendrifolium*.  
*setacoonense*, Roxb.—? *Lomaria triquetra*.  
*Sellowianum*, Kl. Hb.—*Elaphoglossum falcatum*.  
*semipinnatum*, Roxb.—? *Gymnopteris taccæfolia*  $\beta$ .  
*septentrionale*, Lin.—*Asplenium septentrionale*.  
*serratifolium*, Mert. : Klfs.—*Pœcilopteris serratifolia*.  
*serratum*, Poir.—*Polypodium minimum*.  
*serrulatum*, Sw.—*Xiphopteris serrulata*.  
*serrulatum*, Willd.—*Polybotrya*? *Plumieri*.  
*sessile*, Fée.—*Elaphoglossum sessile*.  
*setosum*, Liebm.—*Elaphoglossum setosum*.  
*setosum*, Wall.—*Polybotrya appendiculata*.  
*Sieberi*, Hk. et Grev.—*Elaphoglossum Sieberi*.  
*siliquosum*, Lin.—*Ceratopteris thalictroides*.  
*simplex*, Spr.—*Elaphoglossum crassinerve*.  
*simplex*, Sw.—*Elaphoglossum simplex*.  
*sinuatum*, Lag. : Sw.—*Nothochlæna sinuata*.  
*sorbifolium*, Lin.—*Lomariopsis sorbifolia*.  
*sorbifolium*, Vahl. : Hb. Willd.—*Lomariopsis phlebodes*.  
*sorbifolium*, Hort. Ang. et Ber.—*Olfersia cervina*.  
*spathulatum*, Bory.—*Elaphoglossum spathulatum*.  
*spathulatum*, L'Herm.—*Elaphoglossum alismæfolium*.  
*spathulinum*, Raddi.—*Elaphoglossum horridulum*.  
*speciosum*? Bojer.—*Acrostichum aureum*  $\gamma$ .



- speciosum*, Presl.—*Stenochlæna scandens*.  
*speciosum*, Willd.—*Acrostichum aureum*  $\iota$ .  
*sphenophyllum*, Kze.—*Rhipidopteris flabellata*  $\beta$ .  
*Spicant*, Vill.—*Blechnum Spicant*.  
*spicatum*, Lin. fil.—*Hymenolepis spicata*.  
*splendens*, Bory.—*Elaphoglossum splendens*.  
*squamipes*, Hook.—*Elaphoglossum squamipes*.  
*squamatum*, Sw. : Willd. } —*Elaphoglossum squamatum*.  
*squamosum*, Cav. }  
*squamosum*, Pr. : Spr.—*Elaphoglossum lepidotum*,  
*squamosum*, Schkr. (t. 1b.)—? *Elaphoglossum squamosum*.  
*squamosum*, Sw.—*Elaphoglossum squamosum*.  
*squarrosus*, Kl.—*Elaphoglossum squarrosus*.  
 [staphyleum, Link, "Hort. Ber. 1833, nec serius": Kze. Lin.  
 xxiii. 215.—? . . . . .]  
*stelligerum*, Wall.—*Elaphoglossum stelligerum*.  
*Stemmaria*, Beauv.—*Platyterium Stemmaria*.  
*Stemmaria*, Comm.—*Platyterium alcicorne*.  
*stenopteris*, Kl.—*Elaphoglossum stenopteris*.  
*stigmatolepis*, Fée.—*Elaphoglossum stigmatolepis*.  
*stipitatum*, Bory.—*Elaphoglossum stipitatum*.  
*strictum*, Raddi.—*Elaphoglossum strictum*.  
*subcordatum*, Cav.—*Nothochlæna Marantæ*.  
*subcrenatum*, Hook.—*Pœcilopteris subcrenata*.  
*subdiaphanum*, Hk. et Grev.—*Olfersia nervosa*.  
*succisæfolium*, Poir. } —*Elaphoglossum succisæfolium*.  
*succisum*, Pet. Th. }  
*sulphureum*, Sw.—*Gymnogramma sulphurea*.  
*tambillense*, Hook.—*Elaphoglossum tambillense*.  
*tartareum*, Cav.—*Gymnogramma tartarea*.  
*tectum*, H. et B.—*Elaphoglossum tectum*.  
*tenellum*, Desv.—? *Elaphoglossum lineare*.  
*tenuis*, Retz.—*Cheilanthes tenuifolia*.  
*tereticaulum*, Desv.—*Nothochlæna flavens*.  
*terminans*, Wall.—*Pœcilopteris terminans*.  
*thalictroides*, Lin.—*Ceratopteris thalictroides*.  
*Thelypteris*, Lin.—*Lastrea Thelypteris*.  
*tomentosum*, Bory : Willd.—*Elaphoglossum obductum*.  
*tragiæfolium*, L'Herm. MS.—*Elaphoglossum tragiæfolium*.  
*trichomanoides*, Bernh.—*Nothochlæna trichomanoides*.  
*trifoliatum*, Lin.—*Gymnogramma trifoliata*.  
*trifoliatum zeylanicum*, Houtt.—*Pteris crenata*.  
*trifrons*, Comm. : Mirb.—*Lomariopsis variabilis*.  
*trinerve*, Hassk.—*Anapausia bicuspis*.  
*tripartitum*, Hk. et Grev.—*Rhipidopteris tripartita*.  
*triquetrum*, Wall.—*Lomaria triquetra*.

- triste*, Arrab.—*Pœcilopteris serratifolia*.  
*umbrosum*, Liebm.—*Anapausia aliena*.  
*undulatum*, Willd.—*Elaphoglossum undulatum*.  
*unitum*, Bory Hb.—*Elaphoglossum affine*.  
*Urvillei*, Presl.—*Acrostichum aureum*  $\eta$ .  
*velleum*, Ait.—*Nothochlæna lanuginosa*.  
*venustum*, Fée : ? Liebm.—*Elaphoglossum venustum*.  
*vespertilio*, Mett.—*Anapausia vespertilio*.  
*vestitum*, Ham. : Wall.—*Elaphoglossum heterolepis*.  
*vestitum*, R. T. Lowe.—*Elaphoglossum squamosum*.  
*vestitum*, Schlech.—*Elaphoglossum vestitum*.  
*villosum*, Gaud.—*Elaphoglossum horridulum*.  
*villosum*, Sieb.—*Elaphoglossum hybridum*.  
*villosum*, Sw.—*Elaphoglossum villosum*.  
*virens*, Wall.— { *Pœcilopteris virens*.  
                           { *Jenkinsia undulata*.  
*viscosum*, Hk. et Grev. : Bl.—*Elaphoglossum viscosum*  $\beta$ .  
*viscosum*, Sw.—*Elaphoglossum viscosum*.  
*viviparum*, Cav.—? *Onychium auratum*.  
*viviparum*, Ham.—*Polybotrya appendiculata*.  
*viviparum*, Lin. fil.—*Asplenium viviparum*.  
*Wagneri*, Kze.—*Elaphoglossum Wagneri*.  
*Webbii*, Bory.—*Elaphoglossum Webbii*.  
*Wightianum*, Presl.—*Acrostichum aureum*  $\theta$ .  
*Wightianum*, Wall.—*Polybotrya aspleniifolia*.  
*yapurense*, Mart.—*Lomariopsis phlebodes*.  
*Zollingeri*, Kze.—*Gymnopteris Zollingeri*.

**ACTINIOPTERIS**, *Link, Fil. Sp. Ber.* '73, '79. [*Synopsis* xlvii.]

- australis*, *Link, Fil. Sp. Ber.* 80.—Mascaren Islands; Abyssinia.  
*Actiniopteris radiata*  $\beta$  *Hook. Icon. Pl.* t. 976.  
*Acrostichum australe*, *Lin. Supp.* 444.  
*Acropteris australis*, *Fée, Gen. Fil.* 76, 77, t. 6 A, f. 2.  
*Asplenium australe*, *Sw. Schrad. Journ.* 1800, ii. 50; *Id. Syn. Fil.* 75, 258, t. 3, f. 1; *Willd. Sp.* 308; *Spr. Syst.* 81; *Desv. Prod.* 269; *J. Sm. Hk. Journ. Bot.* iv. 173.  
*Belvisia australis*, *Mirb.*  
*Blechnum flabellatum*, *Presl. Tent. Pter.* 103.  
*Pteris australis*, *Hook. et Grev. Icon. Fil.* t. 8; *Metten. Fil. Lips.* 54.  
*radiata*, *Link, Fil. Sp. Ber.* 80.—India: Neilgherries (*Schmid* 76), Madras, Agra, Ava, Bombay, Scinde, N. India; Egypt; Arabia; S. Africa; Bourbon; Madagascar, (*Link.*)  
*Acrostichum radiatum*, *König MS: Sw. Syn.* 75; *Roxb. Crypt. Pl. Calc. Journ. Nat. Hist.* iv. 479.  
*Acrostichum australe*, *Vahl. Symb.* i. 84, t. 25 (excl. syn. *Lin.*)  
*Acrostichum dichotomum*, *Forsk. Fl. Egypt. Arab.* 184.  
*Acropteris radiata*, *Fée, Gen. Fil.* 77.

*Asplenium radiatum*, Sw. *Schrad. Journ.* 1800, ii, 50; *Id. Syn.* 75, 259; *Willd. Sp.* 308; *Spr. Syst.* 81; *Desv. Prod.* 269; *Kze. Lin.* xxiv. 259; *J. Sm. Hk. Journ. Bot.* iv. 173; *Hook. Icon. Pl.* t. 975.

*Blechnum radiatum*, Presl, *Tent. Pter.* 103.

*Pteris radiata*, Metten. *Fil. Lips* 54, t. 15, f. 6.

**Actiniopteris**, J. Smith, *Bot. Mag.* 1846, *Comp.* 20 (§).

*radiata*, J. Sm. MS. (Kze.)—*Adiantopsis radiata*.

**Actinophlebia**, Presl, *Die Gefassb. Stipes der Farrn.* 47.

*horrida*, Presl.—*Hemitelia horrida*.

*obtusa*, Presl.—*Hemitelia subincisa*.

**Actinostachys**, Wallich, *Herb: Id. Cat.* 1.

*digitata*, Wall.—*Schizæa digitata*.

*pennula*, Hook.—*Schizæa pennula*.

*subtrijuga*, Presl.—*Schizæa subtrijuga*.

*trilateralis*, J. Sm.—*Schizæa pennula*.

**Adectum**, Link, *Fil. Sp. Ber.* 41, 42.

*pilosiusculum*, Link.—*Dennstædtia punctilobula*.

**Adenophorus**, Gaudichaud MS: Bory, *Dict. Class. d'Hist.*

*Nat.* vi. 587; *Gaud. Frey. Voy.* 365, t. 8.

*bipinnatus*, Gaud.—*Polypodium tamariscinum* β.

*bipinnatus* β. Fée.—*Polypodium tamariscinum*.

*bipinnatus* γ. Fée.—*Polypodium tripinnatifidum*.

*hymenophylloides*, Hk. et Grev. } —*Polypodium hymenophylloides*.

*minutus*, Gaud. }

? *pinnatifidus*, Gaud.—*Polypodium adenophorum*.

*tamarisci*, Hk. et Grev.—*Polypodium tamariscinum*.

*tripinnatifidus*, Gaud.—*Polypodium tripinnatifidum*.

**Adiantellum**, Presl, *Tent. Pter.* 157 (§) = ADIANTUM.

**ADIANTOPSIS**, Fée, *Gen. Fil.* 145. [*Synopsis xxxvii.*]

*californica*, M. [*Synops. xxxvii.*]—California.

*Aspidotis californica*, Nutt. MS: *Hb. Hooker*.

*Cheilanthes Coulteri*, Harvey MS: *Hb. Hooker*.

*Hypolepis californica*, Hook. *Sp. Fil.* ii. 71, t. 88 A.

*capensis*, Fée, *Gen.* 145.—S. Africa (*Zeyh.* 1882); Algoa Bay.

*Adiantum capense*, Thunb. *Prod.* 173; *Kze. Lin.* x. 530.

*Adiantum marginatum*, Schrad. *Goet. gel. Anz.* 1818, 918.

*Allosorus capensis*, Bernhardt—f. Steud.

*Cheilanthes capensis*, Sw. *Syn.* 128; *Willd. Sp.* 459; *Spr. Syst.* 117;

*Desv. Prod.* 304; *Schlech. Adumb.* 48 t. 28; *Presl, Tent.* 160, t. 6,

f. 15; *J. Sm. Hook. Journ. Bot.* iv. 159; *Metten. Fil. Lips.* 52.

*Cheilanthes prætexta*, Ktze, *Enum.* 212; *Spr. Syst.* 116.

*Hypolepis capensis*, Hook. *Sp. Fil.* ii. 71, t. 77 C.

—β, *crenatum*, Kze. *Lin.* x. 530.—S. Africa.

*chlorophylla*, Fée.—*Cheilanthes chlorophylla*.

*dichotoma* M.—Quito; Brazil; Uruguay.

*Pteris dichotoma*, Cav. MS.: Sw. *Syn.* 335.

*Adiantum dichotomum*, Poir. *Enc. Supp.* i. 143.

*Cheilanthes dichotoma*, Sw. Syn. 129, 335, t. 3, f. 7; Willd. Sp. 460; Spr. Syst. 118; Desv. Prod. 305; Presl, Tent. 160; Hook. Sp. Fil. ii. 104, t. 102 B.

*Hypolepis trifida*, Kl. MS: Hb: Hk.

*monticola*, M. [Synops. xxxvii.]—Brazil (Gardn. 3557.)

*Cheilanthes monticola*, Gardn. Hook. Icon. Pl. t. 487.

*Hypolepis monticola*, Hook. Sp. Fil. ii. 114.

*Hypolepis Gardneri*, Hook. Sp. Fil. ii. 74, t. 92 B.

*paupercula*, Fée, Gen. 145.—Cuba (Lind. 1864.)

*Adiantum pauperculum*, Kze. Schler. Supp. ii. 65, t. 127.

*Cassebeera micromera*, Hort. Ber.—f. Kl.: Hb. Hook.;

*Cheilanthes paupercula*, Metten. Fil. Lips. 52.

*Hypolepis paupercula*, Hk. Sp. Fil. ii. 73, t. 88 C.

*pedata*, M.—Jamaica.

*Hypolepis pedata*, Hk. Sp. Fil. ii. 73, t. 92 A.

*pteroides*, M.—[Synops. xxxvii.]—S. Africa (Un. Itin. 167.); Java.

*Adiantum pteroides*, Lin. Mant. 130; Thunb. Prod. 173; Gaud. Frey. Voy. 405.

*Cassebeera pteroides*, Presl, Tent. Pter. 155, t. 6, f. 7; J. Sm. Bot. Mag. 1846, comp. 20.

*Cheilanthes pteroides*, Sw. Syn. 128; Willd. Sp. 455; Spr. Syst. 115; Desv. Prod. 303; Schlecht. Adumb. 48; Klfs. Enum. 213; Kze. Lin. x. 536; xxiii. 245; Blume, Enum. 136; J. Sm. Hk. Journ. Bot. iv. 159; Hk. Sp. Fil. ii. 80, t. 101 A; Metten. Fil. Lips. 52, t. 16, f. 10.

*Pteris orbiculata*, Houtt. Pfl. Syst. xiii. 120, t. 96, f. 3.

*radiata*, Fée, Gen. Fil. 145.—S. Amer.: Brazil (Regn. ii.

325), Venezuela (Fendl. 67), Caraccas, Columbia, (Mor-

ritz. 239), Guiana (Rich. Schomb. 1132), Peru, Mexico

(Leibold 4; Galeott. 6400; Schaffn. (1855) 34), Guate-

mala, Panama; W. Indies: Jamaica, Martinique (Sieb. Fl.

Mart. 398), Hispaniola.—Plum. t. 100; Pluk. t. 253, f. 3.

*Adiantum radiatum*, Lin. Sp. Pl. 1556; Sw. Syn. 121; Willd. Sp. 437;

Spr. Syst. 111; Desv. Prod. 311; Raddi, Fil. Bras. 56; M. et Gal.

Foug. Mex. 69; Klfs. Enum. 203; Presl, Tent. 158; Kze. Lin. ix.

80; xviii. 337; xxiii. 217; Kl. Lin. xviii. 556.

*Actinopteris radiata*, J. Sm. MS.—f. Kze.

*Cheilanthes radiata*, R. Br. MS: Hb. Banks; J. Sm. Hk. Journ. Bot.

iv. 159; Id. Bot. Mag. 1846, comp. 20; Metten. Fil. Lips. 52;

Brack. U.S. Expl. Exped. xvi. 93.

*Hypolepis radiata*, Hk. Sp. Fil. ii. 72, t. 91 A.

*Schimperi*, M. [Synops. xxxvii.]—Abyssinia (Schimp. 1651).

*Cheilanthes Schimperi*, Kze. Schler. Supp. 52, t. 26.

*Hypolepis Schimperi*, Hk. Sp. Fil. ii. 70; Fée, Gen. 147.

*spectabilis*, Fée.—*Cheilanthes chlorophylla*.

**ADIANTUM**, Linnaeus, Gen. Plant. 782. [Synops. xxxvi.]

*achilleæfolium*, Lam.—*Asplenium rutæfolium* β.

*aculeatum*, Lin.—*Davallia aculeata*.

*acuminatum*, Desv.—*Adiantum villosum*.

*acutangulum*, Wall. Hb.—*Adiantum venustum*.

*æthiopicum*, *Lin. Sp. Plant.* 1560.—S. Africa: Natal (*Plant* 322); Abyssinia (*Schimp.* 19); Mauritius (*Schlech.*); Tristan d'Acunha; Madagascar; India: Neilgherries (*Schmid* 86, 139; *Weigle* 14); Japan; S. America: Chili, Mendoza, Quito, (*Jameson*, 56, 209), Columbia (*Wagener* 409; *Moritz.* i. 54), Peru (*Mathews* 3295), Venezuela (*Fendl.* 71), Caraccas (*Lind.* 84), Brazil, Mexico (*Galeotti* 6461, 6562; *Hartweg* 1624; *Coult.* 1675), Guatemala; Galapagos; N. Zealand; Tasmania; N. Holland, extra-trop. & sub-trop., Yarra R., Swan R.—*Pluk.* t. 253, f. 2; *Houtt. Pf. Syst.* t. 100, f. 3.—*Sieb. Fl. Mixt.* 244.

*Adiantum æthiopicum*, *Sw. Syn.* 125; *Willd. Sp.* 452; *Spr. Syst.* 114; *Desv. Prod.* 310; *Schlech. Adumb.* 53; *Klfs. Enum.* 208; *Presl, Tent.* 158; *Kze. Lin.* x. 529; xxiii. 215; xxiv. 273; *Id. Bot. Zeit.* vi. 541; *Hk. Sp. Fil.* ii. 37, t. 77 A; *Hk. fl. Fl. N. Zeal.* ii. 21.

*Adiantum assimile*, *Sw. Schrad. Journ.* 1800, ii. 83; *Id. Syn.* 125, 322, t. 3, f. 4; *Willd. Sp.* 453; *Br. Prod.* 155; *Spr. Syst.* 114; *Desv. Prod.* 310; *Gaud. Frey. Voy.* 405; *Kze. Lin.* xxiii. 215; *Fée, Gen.* 114; *Brack. U. S. Expl. Exped.* xvi. 97; *Hk. Sp. Fil.* ii. 37.

*Adiantum trigonum*, *Labill. Nov. Holl.* ii. 96, t. 248, f. 2; *Willd. Sp.* 453; *Presl, Tent.* 158; *Link. Fil. Sp.* 71; *Fée, Gen.* 114.

*Adiantum pellucidum*, *M. et Gal. Foug. Mex.* 72, t. 19.

*Adiantum thalictroides*, *W. Hb.* 20101; *Schlech. Adumb.* 53, t. 33; *Kze. Lin.* x. 530; *Id. Bot. Zeit.* iii. 286; *Presl, Tent.* 159; *Fée, Gen.* 114; (Mauritius, Natal, Abyssinia, India, Venezuela, Columbia, Mexico.)

*Adiantum tenerum*, *Link. Enum. Alt.* ii. 463.

*Adiantum cycloides*, *Zenker, Pl. Ind.* 11, t. 11 (p. ined.)—f. *Kze.*

*Adiantum rotundifolium*, *Colenso MS: Hb. Hook.*

*Adiantum trisinuatum*, *Colenso MS: Hb. Hook.*

*affine*, *Willd. Sp. Pl.* v. 448.—N. Zealand; ? *Anieteum*.

*Adiantum affine*, *Spr. Syst.* 113 (excl. syn. Pr.); *Desv. Prod.* 310; *Fée, Gen.* 113; *Kze. Lin.* xxiii. 408; *Brack. U. S. Expl. Exped.* xvi. 98; *J. Sm. Cat. Kew Ferns*, 1856.

*Adiantum trapeziforme*, *Forst. Prod.* 460; *Schkuhr, Crypt.* 113, t. 121b. (excl. syn. *Lin. Sw.*; et hab.)

*Adiantum formosum*, *A. Cunn. Comp. Bot. Mag.* ii. 366.

*Adiantum Cunninghami*, *Hk. Sp. Fil.* ii. 52, t. 86 A; *Fée, Gen.* 114; *Hk. fl. Fl. N. Zeal.* ii. 21.

*Adiantum exile*, *Colenso MS: Hb. Hk.* (young).

*Adiantum longissimum*, *Colenso MS: Hb. Hk.* (lax).

*Adiantum platyphyllum*, *Colenso MS: Hb. Hk.* (large sterile).

*affine*, *Hook.*—*Adiantum setulosum*.

*affine*, *M. et Gal.*—*Adiantum concinnum*.

*africanum*, *Br.*—*Adiantum Capillus-Veneris*.

*alarconianum*, *Gaud.*—*Adiantum incisum*.

*americanum*, *Corn.*—*Adiantum pedatum*.

*amœnum*, *Wall.*—*Adiantum flabellulatum*.

*amplum*, *Presl, Rel. Hænk.* i. 63.—Mexico, Guayaquil.

*Adiantum amplum*, *Presl, Tent.* 158; *Hk. Sp. Fil.* ii. 36.

*angustatum*, *Klfs. Enum.* 202—Brazil.

*Adiantum angustatum*, *Spr. Syst.* 112; *Hk. Sp. Fil.* ii. 30.

*arborescens*, *Poir.*—*Hypolepis tenuifolia*.

- arcuatum*, Sw.—*Adiantum lunulatum*.  
*argutum*, Splitg.—*Adiantum intermedium*.  
*asarifolium*, Willd.—*Adiantum reniforme*  $\beta$ .  
*asperum*, Fée, *Gen. Fil.* 113, 115.—Cuba.  
*asperum*, Desv.—*Adiantum lucidum*.  
*assimile*, Link.—*Adiantum tenerum*.  
*assimile*, Sw.—*Adiantum æthiopicum*.  
*Aubertii*, Desv.—*Adiantum Poiretii*.  
*auriculatum*, Thunb.—*Cheilanthes auriculata*.  
*Berterianum*, Balbis MS.—*Adiantum pulverulentum*.  
*betulinum*, Klfs.—*Adiantum subcordatum*.  
*Bonplandii*, Desv.—*Adiantum rhomboideum*.  
*borbonicum*, Jacq.—*Asplenium rutæfolium*  $\beta$ .  
*boreale*, Presl.—*Adiantum pedatum*.  
*brasiliense*, Raddi, *Fil. Bras.* 56, t. 76.—Brazil (*Gardn.* 59 ;  
*Tweedie* 1132 ; *Burchell* 1816.)  
*Adiantum brasiliense*, Hook, *Sp. Fil.* ii. 50 ; Fée, *Gen.* 113.  
*Adiantum pubescens*, Raddi, *Syn. Fil.* n. 129.  
 — $\beta$ . majus, (*Raddi, Fil. Bras.* 58.)—Brazil.  
*Adiantum pedatum*, Raddi, *Syn. Fil.* n. 128.  
*brasiliense*, Link.— { *Adiantum intermedium* (*Link.*)  
 { *Adiantum denticulatum* (*Kze.*)  
 ? *brasiliense*, Hk. (Coll. Spruce.)—*Adiantum tomentosum*.  
*Busbyanum*, Colenso MS.—*Adiantum formosum*.  
*caffrorum*, Lin. fil.—*Mohria thurifraga*.  
*caffrorum*, Sw.—*Cheilanthes hirta*.  
*calcareum*, *Gardn. Hk. Icon. Pl.* t. 467.—Brazil (*Gardn.* 3551.)  
*Adiantum calcareum*, Hk. *Sp. Fil.* ii. 15 ; Fée, *Gen.* 114.  
*canonicum*, Kze.—*Adiantum tomentosum*.  
*capense*, Thunb.—*Adiantopsis capensis*.  
*capillaceum*, Plum.—*Davallia capillacea*.  
*Capillus*, Sw.—*Adiantum Capillus-Veneris*.  
*Capillus Gorgonis*, Webb.—*Adiantum caudatum*  $\beta$ .  
*Capillus Junonis*, *Rupr. Dist. Crypt. Ross.* 49.—N. China.  
*Capillus-Veneris*, *Lin. Sp. Pl.* 1558.—Europe : Great Britain,  
 Ireland, Switzerland, France, Belgium, Spain, Portugal,  
 Italy, Dalmatia, Greece, Turkey ; N. Africa ; Algiers,  
 Abyssinia (*Schimper* 244) ; Atlantic and Cape de Verd  
 Isl. ; S. Africa : Uitenhage, Algoa Bay ; Mascaren Isl. ;  
 Madagascar ; India ; Nepal, Assam, Bootan, Khasya,  
 Kashmir, Kumaon, Beloochistan, Scinde, N. W. Thibet,  
 Malabar, Ava, Oude, Neilgherries, (*Schmid* 35) ; Java ;  
 China ; Persia ; Arabia Petræa ; Caucasus ; Siberia ; Ame-  
 rica : Florida, Arkansas, Alabama, California ; Guate-  
 mala ; Mexico (*Schaffner*, (1854-5) 43, 44, 49 a, b.),  
 [Gen. 5. Sp. 50.]

Santarem, Caraccas (*Moritz*. 61, 170); Jamaica, Dominica, Trinidad; Nissobe; Anieteum; New Caledonia; Sandwich Isles.

*Adiantum Capillus-Veneris*, *Bolt. Fil.* 24, t. 29; *Sm. Eng. Bot.* t. 1564; *Sw. Syn.* 124; *Willd. Sp.* 449; *Desv. Prod.* 310; *Jacq. Misc.* ii. 77, t. 7; *Koch. Syn.* ed. 2, 935; *Ledeb. Fl. Ross.* iv. 527; *Hk. Gen. Fil.* t. 66 B.; *Id. Sp. Fil.* ii. 36; *Presl, Tent.* 158; *J. Sm. Hk. Journ. Bot.* iv. 161; *Newm. Brit. Ferns*, 1; *Moore, Nat. Print. Ferns of Gt. Brit.* t. 45; *Sowerb. Ferns* 70, t. 40; *Fée, Gen. Fil.* 114; *Id. Iconogr.* t. 12, f. 2; *Brack. U.S. Exped.* xvi. 96; *Metten. Fil. Lips.* 48.

*Adiantum Capillus*, *Sw. Schrad. Journ.* 1800, ii. 83; *Spr. Syst.* 113; *Link, Fil. Sp.* 70; *Kze. Lin.* x. 530; xxiii. 215; xxiv. 273; *Id. Bot. Zeit.* vi. 211; *Wall. Cat.* 73.

*Adiantum coriandrifolium*, *Lam. Fl. Fr.* i. 29; *Id. Ency.* i. 43; *Illustr.* t. 870, f. 1.

*Adiantum tenerum*, *Roxb. Crypt. Pl. Calc. Journ. Nat. Hist.* iv. 513.

*Adiantum Moritzianum*, *Link, Fil. Sp.* 71 (Caraccas); *Fée, Gen.* 114; *Kze. Lin.* xxiii. 216.

*Adiantum africanum*, *Br. App. Tuck. Exped.* 462.

*Adiantum fontanum*, *Salisbury, Prod.* 404.

*Adiantum repandum*, *Tausch: Sieb. exs.* 176.

*Adiantum dependens*, *Chapm. MS: Hb. Hk.*

*Adiantum trifidum*, *Willd. Hb.* 20108.

*Adiantum cuneifolium*, *Stokes, Bot. Mat. Med.* iv. 612.

—*β. dissectum*.—Guatemala, Mexico (*Galeotti* 6361); Caraccas; East Florida, Texas; Oahu (*Seemann* 2235); India: Gossainthan, Scinde, Afghanistan, Simla, Kumaon, Sikkim; Persia; Great Britain.

*Adiantum tenerum v. dissectum*, *M. et Galeott. Foug. Mex.* 71;

*Adiantum Capillus-Veneris β. Hk. Sp. Fil.* ii. 36, t. 74 B.

—*γ. latissimum*, *Kze. Lin.* xxiv. 273.—India: Neilgherries (*Schmid.* 85, 135); Emodi; Persia; Algiers.

—*δ. emarginatum*, *Desv. Prod.* 310.—Bourbon, Madras, Malacca.

*Adiantum emarginatum*, *Bory, MS. Willd. Sp. Pl.* v. 449; *Spr. Syst.* 113; *Presl, Tent.* 158; *Hk. Sp. Fil.* ii. 39, t. 75 A (larger form); *Fée, Gen.* 114.

*Capillus-Veneris*, *Spr.*: Drege.—*A. pseudo-Capillus.*

*cardiochloena*, *Kze.*—*Adiantum polyphyllum.*

*caribæum*, *Willd. Hb.*—*Adiantum prionophyllum.*

*cassioides*, *Desv.*—*Adiantum obtusum.*

*caudatum*, *Lin. Mant.* 308.—India (*Jacquem.* 211, 416, 2483), Malabar, Neilgherries (*Schmid* 5), Dacca, Poonah, Sylhet, Nepal, Assam, Scinde; Ceylon; Malay Isl.; Philippines (*Cuming* 292); Java (*Zoll.* 1547, 2873); China; Japan; Mauritius; Arabia Felix.—Burm. Zeyl. t. 5, f. 1.

*Adiantum caudatum*, *Sw. Syn.* 122; *Willd. Sp.* 431; *Schler. Crypt.* 109, t. 117; *Spr. Syst.* 111; *Klfs. Enum.* 201; *Presl, Rel. Hænk.* i. 61; *Id. Tent.* 158; *Hook. Ex. Fl.* t. 104; *Id. Sp. Fil.* ii. 13; *J. Smith, Hk. Journ. Bot.* iii. 404; *Fée, Gen.* 114; *Kze. Bot. Zeit.* vi. 210, 541; *Brack. U.S. Expl. Exped.* xvi. 95.

*Adiantum hirsutum*, *Bory, Voy.* i. 198; *Willd. Sp.* 432; *Spr. Syst.* 111; *Desv. Prod.* 307; *Presl, Rel. Hænk.* i. 61; *Wall. Cat.* 2176; *J. Sm.*

[*Gen.* 5. *Sp.* 51.]

*Hk. Journ. Bot.* iii. 404; *Kze. Bot. Zeit.* iv. 445; vi. 210; *Id. Lin.* xxiv. 273;

*Adiantum incisum*, *Forsk. Fl. Ægypt. Arab.* 187.

*Adiantum vestitum*, *Wall. Cat.* 75; *Presl, Tent.* 158; *Fée, Gen.* 114.

*Adiantum proliferum*, *Rozeb. Crypt. Pl. Calc. Journ. Nat. Hist.* iv. 512.

—*β. ciliatum*,—With *α.* Java, Ceylon, Philippines (*Cuming* 11); China; Cape de Verd Isl.; India: Madras, Mussoorie, Mishmee, Assam, Sutlej valley.

*Adiantum ciliatum*, *Blume, Enum.* 215 (deeply cut).

*Adiantum flagelliferum*, *Wall. Cat.* 76 (narrower).

*Adiantum caudatum v. fissum*, *Fée, Gen.* 114.

*Adiantum Capillus Gorgonis*, *Webb, Hk. Neg. Fl.* 192.

*caudatum*, *Bory.*—*Adiantum rhizophorum*.

*cayennense*, *Willd. Hb.* 20084.—B. Guiana (*Rich. Schomb.* 1201); Surinam (*Kappl.* 1477*a*; *Kegel* 1061), Brazil (*Gardn.* 1906).

*Adiantum cayennense*, *Kl. Lin.* xviii. 552; *Kze. Lin.* xxi. 223; *Hk. Sp. Fil.* ii. 20; i. t. 61 A; *Fée, Gen.* 113.

*Adiantum imbricatum*, *Kze. MS.*

? *Adiantum hirtum*, *Splitz. Tijdsch. Nat. Gesch.* vii. 428—f. *Kze.*

—*β. stenophyllum* (*Hk. Sp. Fil.* ii. 20).—British Guiana; Cayenne; Tumaco; Jamaica.

—*γ. Schomburgkianum*.—British Guiana (*Rich. Schomb.* 1184—f. *Hk.*)

*Adiantum Schomburgkianum*, *Kl. MS : Hb. J. Sm.* —f. *Hook.*

(See also *Ad. rhomboideum β.*)

*chilense*, *Klfs. Enum.* 207.—Chili: Conception to Valparaiso; Valdivia (*Lechl.* 289*a*); Juan Fernandez; Mexico; (*Aschenb.* 165; *Seemann* 1947); Peru; Caraccas (*Moritz.* 93).

*Adiantum chilense*, *Spr. Syst.* 114; *Kze. Lin.* ix. 83; *Presl, Tent.* 159; *Kl. Lin.* xviii. 556; *Hk. Sp. Fil.* ii. 43; *Fée, Gen.* 114; *Brack. U.S. Expl. Exped.* xvi. 97; *Metten. Fil. Lechl.* 11.

*Adiantum lobatum*, *Presl, Rel. Hænk.* i. 62, t. 10, f. 4—f. *Kze*; *Spr. Syst.* 114; *Presl, Tent.* 158; *Fée, Gen.* 114; *Hk. Sp. Fil.* ii. 10; *J. Sm. Bot. Voy. Herald* 342 (*Seem.* 1947).

*Adiantum rotundatum*, *Desv. Prod.* 310—f. *Kze*; *Hk. Sp. Fil.* ii. 54.

—*β. hirsutum*, *Hk. et Greuv. Icon. Fil.* t. 173.—With *α*; Monterey.

*Adiantum chilense β. hirsutum*, *Kze. Lin.* ix. 83; *Hook. Sp. Fil.* ii. 43, t. 75 B,

*Adiantum chilense v. glanduliferum*, *Kze, Lin.* xxiii. 215.

*Adiantum dilatatum*, *Nuttall MS : Hb. Hk.*

*Adiantum glanduliferum*, *Kze. Hb. Pæpp*; *Link. Fil. Sp.* 72; *Presl, Tent.* 290.

*Adiantum pilosum*, *Fée, Gen.* 114, 118.

*Adiantum pubescens*, *Presl, Rel. Hænk.* i. 63; *Id. Tent.* 159, 290.

*Adiantum podophyllum*, *Willd. Hb.* 20080 (Pr.)

*Adiantum scabrum*, *Willd. Hb.* 20079 (Pr.); *Kze. Lin.* ix. 84.

*chinense*, *Lin.*: Sw.—*Davallia tenuifolia γ.*

*chusanum*, *Lin.*—*Davallia tenuifolia β.*

*cioutæfolium*, *Lam.*—*Cheilanthes tenuifolia.*



- ciliatum*, Bl.—*Adiantum caudatum*  $\beta$ .  
*Claussenii*, Fée, *Gen.* 113, 115.—Brazil.  
*clavatum*, Forst.—*Davallia tenuifolia*.  
*clavatum*, Lin.—*Davallia clavata*.  
*concinnum*, *H. et B.*: *Willd. Sp. Pl.* v. 451.—S. America:  
 Venezuela (*Fendl.* 73, 75), Colombia (*Moritz.* i. 75; 60,  
 63, 165; *Wagen.* 104; *Otto* 576), Guayaquil, Mexico  
 (*Schaffn.* (1854) 38a; *Galeott.* 6318, 6436, 6447; *Lind.*  
 181; *Leib.* 9; *Seemann* 1946), Tepic; Central America  
 (*Cuming* 1154); Panama (*Seem.* 16); W. Indies: Ja-  
 maica, St. Vincent; Galapagos.  
*Adiantum concinnum*, *H.B.K. Nov. Gen.* i. 17; vii. t. 668; *Spr. Syst.*  
 114; *Desv. Prod.* 310; *Presl, Rel. Hænk.* i. 63; *Id. Tent.* 159; *Link,*  
*Fil. Sp.* 72; *Kze. Lin.* xiii. 142; xviii. 338; xxiii. 215; *Id. Bot.*  
*Zeit.* iii. 287; *Kl. Lin.* xviii. 556; *Hk. Sp. Fil.* ii. 42; *Fée, Gen.*  
 114; *Metten. Fil. Lips.* 48.  
*Adiantum tenerum*, *Schkuhr. Crypt.* 112, t. 121 (excl. syn.)  
*Adiantum affine*, *M. et Gal. Foug. Mex.* 70.  
*Adiantum cuneatum*, *Hk. fil. Trans. Lin. Soc.* xx. 168.  
 — $\beta$ . *integrum* (*Hk. Sp. Fil.* ii. 42.)—Quito (*Jameson* 16.)  
 — $\gamma$ . *laxum*.—Peru: Chacapoyas (*Mathews* 1850).  
*conicum*, Vellozo.—*Adiantum subcordatum*.  
*coriandrifolium*, Lam.—*Adiantum Capillus-Veneris*.  
*crenatum*, *Willd. Sp. Pl.* v. 446.—W. Indies: Martinique,  
 Hispaniola.—*Plum.* t. 53.  
*Adiantum crenatum*, *Desv. Prod.* 309; *Presl, Tent.* 158; *Fée, Gen.*  
 113; *Hk. Sp. Fil.* ii. 43.  
*Adiantum quadriternatum*, *Desv. Mag. Ber.* v. 327; *Spr. Syst.* 113.  
*Adiantum striatum*, *Kunze, Hb. Pæpp.*—f. *Presl.*  
 (See also *Ad. Wilesianum*.)  
*crenatum*, *Juss.*: *Poir.*—*Adiantum Poiretii*.  
*cristatum*, *Lin. Sp. Pl.* 1558 (excl. syn. Sloane).—W. Indies:  
 Jamaica, Cuba; Venezuela; Caraccas.—? *Plum.* t. 97.  
*Adiantum cristatum*, *Sw. Syn.* 123 (excl. fig. *Plum.*); *Willd. Sp.* 443  
 (excl. syn. *Schr.*); *Spr. Syst.* 113; *Desv. Prod.* 309 (excl. syn.  
*Schr.*); *Presl, Tent.* 157; *Kze. Lin.* ix. 81; xxiii. 215; *Hk. Sp.*  
*Fil.* ii. 46.  
*Adiantum striatum*, *Sw. Prod.* 135; *Id. Syn.* 124; *Willd. Sp.* 441;  
*Jacq. Icon. Rar.* iii. t. 646; *Spr. Syst.* 112; *Desv. Prod.* 309; (excl.  
 syn. *Schr.*); *Presl, Tent.* 157 (excl. syn. *Klfs.*); *Kze. Lin.* ix. 80;  
 et *Fil. Pæpp. exsic.*—f. *Hk.*; xxiii. 217.  
*cristatum*, *Kze.*—*Adiantum melanoleucum*.  
*cubense*, *Hook. Sp. Fil.* ii. 8, t. 73 A.—Cuba (*Lind.* 1867).  
*Adiantum cubense*; *Fée, Gen.* 114.  
*cultratum*, *J. Sm. MS*: *Hk. Sp. Fil.* ii. 34.—W. Indies: St.  
 Vincent; Brazil; St. Catherine.  
*Adiantum cultratum*, *Moore, Gard. Chron.* 1855, 660, with fig.; *J. Sm.*  
*Cat. Kew Ferns*, 1856. [? *Presl, Tent.* 157 (Hb. Bras. R. Ber. 168).]  
*Adiantum pentadactylon*, *Hort. Belg.*; *Kze. Lin.* xxiii. 217.  
*cultratum*, *Presl.*—? *Adiantum cultratum*, *J. Sm.*

*cultratum*, Willd.—*Lindsæa cultrata*.

*cuneatum*, *Langsd. et Fisch. Icon. Fil.* 23, t. 26.—Brazil (Regn. i. 488); Organ Mts. (*Gardn.* 186); S. Brazil; Uruguay; Colombia (*Moritz.* 166, 167, 168); Peru (*Ruiz. Hb.* 24).

*Adiantum cuneatum*, *Willd. Sp.* 450; *Spr. Syst.* 114; *Desv. Prod.* 310; *Raddi, Fil. Bras.* 59, t. 78, f. 2; *Klfs. Enum.* 206; *Hk. et Grev. Icon. Fil.* t. 30; *Gaud. Frey. Voy.* 404; *Hk. et Arn. Beech. Voy.* 53; *Presl, Tent.* 158; *Link, Fil. Sp.* 72; *Kze. Lin.* ix. 82; xxiii. 215; *Kl. Lin.* xviii. 556; *Hk. Sp. Fil.* ii. 39; *Fée, Gen.* 114; *Brack. U.S. Expl. Exped.* xvi. 97; *Motten. Fil. Lips.* 48.

*Adiantum Raddianum*, *Presl, Tent.* 158.

*Adiantum pendulinum*, *Hort. Ber.*—f. *Hk. et Grev.*

*Adiantum peltatum*, *Hort. Germ.*

*Adiantum tenerum*, *Hort. plurim.*—f. *Mett.*

*cuneatum*, Forst.—*Lindsæa trichomanoides*.

*cuneatum*, *Hk. fil.*—*Adiantum concinnum*.

*cuneatum*, *Kze.*—*Adiantum fragile*.

*cuneatum*, *Schlech.*—? *Adiantum glaucophyllum*.

*cuneatum*, v. *angustifolium*, *M. et Gal.*—*Adiantum glaucophyllum*.

*Cunninghami*, *Hook.*—*Adiantum affine*.

*curvatum*, *Klfs. Enum.* 202.—Brazil (*Gardn.* 4074).

*Adiantum curvatum*, *Spr. Syst.* 112; *Link, Fil. Sp.* 68; *Kze. Lin.* xxiii. 215; *Fée, Gen.* 113; *Hk. Sp. Fil.* ii. 28, t. 84 C; *Motten. Fil. Lips.* 47.

? *Adiantum ornithopodum*, *Presl, Tent.* 158.

*cycloides*, *Zenker.*—*Adiantum æthiopicum*.

*decipiens*, *Desv.*—*Adiantum rhizophorum*.

*decurrens*, *Jacq.*—*Hymenophyllum decurrens*.

*deflectens*, *Mart. Icon. Pl. Crypt.* 94.—Para.

*Adiantum deflectens*, *Hk. Sp. Fil.* ii. 12.

*delicatulum*, *Mart. Icon. Pl. Crypt.* 93, t. 56, f. 2.—Brazil (*Gardn.* 2391; *Spruce* 879); Cayenne, Panama.

*Adiantum delicatulum*, *Presl, Tent.* 158; *Hk. Sp. Fil.* ii. 16; *Fée, Gen.* 114.

*Adiantum filiforme*, *Gardn. Hk. Icon. Pl.* t. 503; *Hk. Sp. Fil.* ii. 15; *Fée, Gen.* 114.

*delloideum*, *Sw. Prod.* 134.—W. Indies: Jamaica, Cuba, St. Domingo.

*Adiantum delloideum*, *Sw. Syn.* 122; *Willd. Sp.* 434; *Spr. Syst.* 111; *Desv. Prod.* 308; *Kze. Anal. Pter.* 32, t. 17, f. 2; *Id. Lin.* xxiii. 215; *Presl, Tent.* 158; *Hk. Sp. Fil.* ii. 9; *Fée, Gen.* 113.

*Allosorus domingensis*, *Presl, Tent.* 153.

*Pteris domingensis*, *Spr. MS: Klfs. Hb. Cat.*—f. *Kze.*

*denticulatum*, *Sw. Prod.* 135.—W. Indies: Jamaica, Martinique.—*Plum.* t. 52; *Pluk.* t. 252, f. 5 (young).

*Adiantum denticulatum*, *Sw. Syn.* 123; *Willd. Sp.* 434; *Spr. Syst.* 111; *Desv. Prod.* 308; *Hk. Sp. Fil.* ii. 27; *Fée, Gen.* 113; *Motten. Fil. Lips.* 47.

*Adiantum latifolium*, *Lam. Ency.* i. 42 (excl. syn.)—f. *Sw.*

*Adiantum brasiliense*, *Link, Hort. Ber.* ii. 13 (excl. syn.)—f. *Kze.*

[*Gen.* 5. *Sp.* 65.]

- denticulatum*, Burm.—*Athyrium Filix-fœmina*.  
*denticulatum*, Houtt.—*Davallia elegans*.  
*denticulatum*, Mett.—*Adiantum humile*.  
*dependens*, Chapm.—*Adiantum Capillus-Veneris*.  
*diaphanum*, *Bl. Enum. Jav.* 215.—Java; Philippines (*Cuming* 55); Feejees.  
*Adiantum diaphanum*, *Hk. Sp. Fil.* ii. 10, t. 80 C; *Fée, Gen.* 113.  
*dichotomum*, Poir.—*Adiantopsis dichotoma*.  
*dicksonioides*, Bory MS.—*Hypolepis Boryana*.  
*digitatum*, *Presl, Tent.* 159.—Brazil.  
*Adiantum digitatum*, *Hk. Sp. Fil.* ii. 88.  
*Lygodium* sp. *Hb. Bras. Reg. Ber.* 152.  
*dilatatum*, Nutt. MS.—*Adiantum chilense*  $\beta$ .  
*discolorum*, Ryan MS.—*Adiantum Kaulfussii*.  
*dolabriforme*, Hk.—*Adiantum lunulatum*.  
*dolosum*, Kze.—*Hewardia dolosa*.  
*Edgeworthii*, *Hook. Sp. Fil.* ii. 14, t. 81 B.—India: Mooltan, Gurwhal.  
*Adiantum Edgeworthii*, *Fée, Gen.* 114.  
*elatum*, Desv.—*Adiantum prionophyllum*.  
*emarginatum*, Bory.—*Adiantum Capillus-Veneris*  $\delta$ .  
*emarginatum*, Poir.—*Lindsæa reniformis*.  
*eminens*, Presl.—*Adiantum trapeziforme*.  
*ensifolium*, Poir.—*Schizoloma ensifolium*.  
*erectum*, *Kze. Bot. Zeit.* vi. 211.—Java (*Zoll.* 2321).  
*excisum*, *Kze. Lin.* ix. 82.—Chili: Valparaiso (*Cuming* 492; *Bridges* 550); ? Mexico (*Galeott.* 6360; 2630—f. *Fée*).  
*Adiantum excisum*, *Kze. Anal. Pter.* 33, t. 21; *Presl, Tent.* 159; ? *M. et Gal. Foug. Mex.* 71; *Hook. Sp. Fil.* ii. 41; *Fée, Gen.* 114.  
*Adiantum tenerum*, *Presl, Rel. Hænk.* i. 63 (excl. syn.)—f. *Kze.*  
*exile*, Colenso MS.—*Adiantum affine*.  
*extensum*, *Fée, Gen. Fil.* 114.—Mexico (*Schaffn.* (1854) 40, 41).  
*falcatum*, Sw.—*Adiantum villosum*  $\gamma$ .  
*falcatum*, Hort. Kew.—*Adiantum prionophyllum*.  
*falcinellum*, *Desv. Berl. Mag.* v. 326.—Trop. America.  
*Adiantum falcinellum*, *Desv. Prod.* 308; *Spr. Syst.* 110.  
*falsum*, Ræusch. (*Steud.*)—[?]  
*Féei*, *Moore in litt.*—Mexico (*Schaffn.* 446).  
*Adiantum Féei*, *Fée, Cat. lith. Foug. Mex.* 5; *Iconogr. Nouv.* t. 24, f. 1.  
*filicaule*, *Kze. Bot. Zeit.* vi. 210.—Java. (*Zoll.* 2576).  
*filiforme*, Gardn.—*Adiantum delicatulum*.  
*flabellifolium*, Lodd.—? *Adiantum flabellulatum*.  
*flabellulatum*, *Lin. Sp. Pl.* 1558.—China (*Fortune* 23); India :  
 [August, 1857.] 3 [Gen. 5. Sp. 75.]

- Nepal, Kumaon, Assam, Khasya; Malacca; Ceylon (*Gardn.* 1239); Java (*Zoll.* 381; *Lobb* 212)—*Pluk.* t. 4, f. 3.  
*Adiantum flabellulatum*, *Sw. Syn.* 121; *Willd. Sp.* 440; *Spr. Syst.* 112; *Desv. Prod.* 311; *Presl, Tent.* 158; *Kze. Bot. Zeit.* iv. 445; *Hk. Sp. Fil.* ii. 30; *Fée, Gen.* 114.  
*Adiantum fuscum*, *Retz. Obs.* ii. 28, t. 5.  
*Adiantum amœnum*, *Wall. Cat.* 78; *Hk. et G. Ic. Fil.* t. 103; *Pr. Tent.* 158.  
 ? *Adiantum flabellifolium* *Lodd. Cat.* 1849 (*Kze.*); *Kze. Lin.* xxiii. 216.  
*flabellulatum*, *Wall.*—*Adiantum hispidulum*.  
*flagelliferum*, *Wall.*—*Adiantum caudatum*  $\beta$ .  
*flagellum*, *Fée, Gen. Fil.* 114, 117; *Id. Iconogr. Nouv.* 4, t. 2, f. 1.—Brazil.  
*fontanum*, *Salisb.*—*Adiantum Capillus-Veneris*.  
*formosissimum*, *Kl.*—*Adiantum trapeziforme*.  
*formosissimum*, *Hort.*—*Adiantum tenerum*.  
*formosum*, *R. Br. Prod.* 155.—N. Holland, N. Zealand.  
*Adiantum formosum*, *Wickstr. Kon. Vet. Acad. Handl. Stockh.* 1825, 441; *Spr. Syst.* 114; *Desv. Prod.* 311; *Presl, Tent.* 159; *Link, Fil. Sp.* 70; *J. Sm. Hk. J. Bot.* iv. 161; *Hk. Sp. Fil.* ii. 51, t. 86 B; *Kze. Lin.* xxiii. 216; *Fée, Gen.* 114; *Hk. fl. Fl. N. Zeal.* ii. 21; *Brack. Exped.* xvi. 101; *Metten. Fil. Lips.* 48; *Lowe, Ferns* iii. t. 11.  
*Adiantum Bushyanum*, *Colenso MS: Hb. Hk.*  
*formosum*, *A. Cunn.*: *Rich.*—*Adiantum affine*.  
*fovearum*, *Raddi.*—*Adiantum intermedium*.  
*fragile*, *Sw. Prod.* 135.—W. Indies: Jamaica, Cuba (*Otto* 234), St. Domingo, Martinique (*Belang.* 433).  
*Adiantum fragile*, *Sw. Syn.* 125; *Willd. Sp.* 451; *Spr. Syst.* 114; *Desv. Prod.* 310; *Hk. Sp. Fil.* ii. 41; *Id. Icon. Pl.* t. 965; *Kl. Lin.* xviii. 556; *Fée, Gen.* 114.  
*Adiantum cuneatum*, *Kze. Pl. Pœpp. exs.*: ? *Lin.* ix. 82—f. *Hk.*  
*Adiantum parvifolium*, *Fée, Iconogr. Nouv.* t. 23, f. 1 (small).  
*fragile* v. *pubescens*, *M. et Gal.*—*Adiantum tricholepis*.  
*fragrans*, *Lin. fil.*: *Schkr.*: *D.C.*—*Cheilanthes fragrans*.  
*fructuosum*, *Kze. Hb. Pœpp.*; *Id. Lin.* ix. 81.—Cuba; New Grenada (*Cuming* 1183); Brazil (*Gardn.* 3549); Mexico (*Galeott.* 6300, 6416; *Lind.* 78).  
*Adiantum fructuosum*, *Spr. Syst.* 113; *M. et Gal. Foug. Mex.* 70; *Kze. Schkr. Supp.* 28, t. 15; *Hk. Sp. Fil.* ii. 24; *Fée, Gen.* 113.  
*Adiantum prionophyllum*, *M. et Gal. Foug. Mex.* 69—f. *Hk.*  
*Adiantum macrocarpum*, *Presl, Tent.* 158.  
 — $\beta$ . *laxum* (*Hk. Sp. Fil.* ii. 24).—Guiana; S. Brazil.  
 (see also *Ad. prionophyllum.*)  
*fructuosum*, *Link.*: *Kze.* (Ind.).—*Adiantum prionophyllum*.  
*fruticosum*, *Arrab.*—*Didymochlæna lunulata*.  
*fuliginosum*, *Fée, Gen. Fil.* 113, 116.—Fr. Guiana (*Lepr. Cat.* 256).  
*fulvum*, *Raoul, Choix Pl. Nouv. Zeal.* 9.—N. Zealand.  
*Adiantum fulvum*, *Hk. Sp. Fil.* ii. 52, t. 85 A; *Hk. fl. Fl. N. Zeal.* ii. 22; *Fée, Gen.* 114; ? *Lowe, Ferns* iii. t. 19.

fumarioides, Willd. *Sp. Pl.* v. 452.—Bourbon.

Adiantum fumarioides, *Spr. Syst.* 114; *Desv. Prod.* 310; *Presl, Tent.* 159; *Hk. Sp. Fil.* ii. 38.

*furcatum*, Lin. fil.— { *Asplenium rutæfolium* β.  
Polybotrya bifurcata.

*fuscum*, Retz.—Adiantum flabellulatum.

Galeottianum, *Hk. Sp. Fil.* ii. 10, t. 80 B.—Mexico (*Galeott.* 6561).

Adiantum Galeottianum, *Fée, Gen.* 114.

*glanduliferum*, Link.—Adiantum chilense β.

glaucescens, *Kl. Lin.* xviii. 552.—Br. Guiana (*Rich. Schomb.* 1156); Fr. Guiana; Surinam (*Kegel* 1383); Brazil: Para (*Spruce* 46).

Adiantum glaucescens, *Hook. Sp. Fil.* ii. 26; *Kze. Lin.* xxi. 222; *Fée, Gen.* 113.

Adiantum hypoleucum, *Kze. MS.* (Lin. xxi. 222).

—β. parce-pilosum (*Hk. Sp. Fil.* ii. 26).—Brazil: Para (*Spruce* 48 in part).

glaucophyllum, *Hk. Sp. Fil.* ii. 40.—Mexico (*Galeott.* 6266. 6359 (rigid), 6566; *Lind.* 48, 1550; *Jurgensen* 322; *Schaffn.* 46); Veraguas.

Adiantum glaucophyllum, *Fée, Gen.* 114; *Hook. Icon. Pl.* t. 981.

Adiantum cuneatum v. angustifolium, *M. et Gal. Foug. Mex.* 70.

? Adiantum cuneatum, *Schlecht, Lin.* v. 615.

? Adiantum mexicanum, *Presl, Tent. Pter.* 158.

*globatum*, Poir.—Cheilanthes multifida.

gracile, *Fée, Gen.* 116; *Id. Iconogr.* t. 11, f. 1.—Brazil.

grande, *Fée, Gen.* 113, 116.—French Guiana.

gratum, *Fée, Gen.* 114, 119; *Id. Iconogr. Nouv.* t. 12, f. 3.—Mexico (*Galeott.* 6542).

guianense, Aubl.—Lindsæa guianensis.

Hænkeanum, *Presl, Rel. Hænk.* i. 62,—Guayaquil; N. Grenada (*Spr.*)

Ad. Hænkeanum, *Spr. Syst.* 112; *Presl, Tent.* 157; *Hk. Sp. Fil.* ii. 23. (Aff. *Ad. intermedium.*)

*hastatum*, Lin. fil.—Pteris hastata.

Henslovianum, *Hk. fil. Trans. Lin. Soc.* xx. 169.—Galapagos.

—*Hook. Sp. Fil.* ii. 45.

*heterophyllum*, Poir.—Schizoloma heterophyllum.

*Hewardia*, Kze.—Hewardia adiantoides.

*hexagonum*, Lin.—Pteris heterophylla.

*hirsutum*, Bory.—Adiantum caudatum.

hirtum, *Kl. Lin.* xviii. 563.—Br. Guiana (*Rich. Schomb.* 1144); Surinam (*Hostm.* 94, 843; *Miquel* 1172; *Kegel* 1060; *Kappl.* 1477d.) Brazil: Para (*Spruce* 14).

Adiantum hirtum, *Hook. Sp. Fil.* ii. 20, t. 82 A; *Fée, Gen.* 113.

*Adiantum terminatum*, *Kze. Fil. Bras. ined: Lin.* xxi. 222; *Miquel Diar. Inst. Reg. Bot.* 1843, 3.

*Adiantum striatum*, *Hook. MS: Hb. Spruce Amaz.* 14.

—?  $\beta$ . (glabrous) *Hk. Sp. Fil.* ii. 20.—Panama (*Seem.* 379).

*hirtum*, *Poir.*—*Cheilanthes hirta*.

*hirtum*, *Splitg.*—*Adiantum cayennense*.

*hispidulum*, *Sw. Schrad. Journ.* 1800, ii. 82.—New Holland (*Sieb. Syn.* 132; *Fl. Mixt.* 246): Port Jackson, Brisbane R.; Subtrop. N. Holl.; N. Zealand; Norfolk Island; New Caledonia: Aneiteum; Sunday Isl.; Isl. of Pines; Feejee Isl.; Society Isl. (*Cuming* 1415; *Mathews* 11; *Barclay* 3331); Java (*Zoll.* 2498, 2803); Amboyna; Ceylon (*Gardn.* 1123); India: Neilgherries, Dendigal; Bourbon, Mauritius.

*Adiantum hispidulum*, *Sw. Syn.* 124, 321; *Willd. Sp.* 444; *R. Br. Prod.* 155; *Desv. Prod.* 311; *Endl. Prod.* 14; *Hook. Sp. Fil.* ii. 31; *Hk. fil. Fl. N. Zeal.* ii. 20; *Fée, Gen.* 113; *Brack. U.S. Expl. Exped.* xvi. 98; *Metten. Fil. Lips.* 47.

*Adiantum pubescens*, *Schukhr, Crypt.* 108, t. 116; *Willd. Sp.* 439; *Spr. Syst.* 112; *Presl, Tent. Pter.* 158; *Link, Fil. Sp.* 69; *Kze. Lin.* xxiii. 217; *Id. Bot. Zeit.* vi. 210; *Brack. U.S. Expl. Exped.* xvi. 100; *Lowe, Ferns* iii. t. 9. (? subpedate var.)

*Adiantum pedatum*, *Forst. Prod.* 83.

*Adiantum nervosum*, *Sw. Syn.* 123; *Willd. Sp.* 443; *Desv. Prod.* 311.

*Adiantum plicatum*, *Klfs. Enum.* 201.

*Adiantum scabrum*, *Wall. Cat.* 79.

*Adiantum flabellulatum*, *Wall. Cat.* 2177.

— $\beta$ . *glabrum*, *Hook. MS. in Hb.*—Dunk Island, Australia.

— $\gamma$ . *tenellum*.—? New Holland.

*Adiantum tenellum* *Moore, Veitch Cat.* 1855.

*Adiantum hispidulum*, *J. Sm. Bot. Mag.* 1846, *comp.* 21; et *Hort. Ang.* non. Sw.; *Moore et Houlst. Gard. Mag. Bot.* iii. 163; *Kze. Lin.* xxiii. 216.

*hispidulum*, *J. Sm. (et Hort. Ang.)*—*Adiantum hispidulum*  $\gamma$ .

*hispidum*, *Bosc.*—*Nothochlæna vestita*.

*humile*, *Kze. Lin.* ix. 80.—Peru (*Lechl.* 2319, 2319a.)

*Adiantum humile*, *Hook. Sp. Fil.* ii. 29.

*Adiantum denticulatum*, *Mett. Fil. Lechl.* 11.

*hypoleucum*, *Kze. MS.*—*Adiantum glaucescens*.

*imbricatum*, *Kze. MS.*—*Adiantum cayennense*.

*incisum*, *Presl, Rel. Hænk.* i. 61, t. 10, f. 3: *Id. Tent.* 157.—

Mexico; Columbia (*Jameson* 539); Brazil; Sandwich

Isles; Isle of Puna (*Barclay* 2425); Panama; Galapagos.

*Adiantum incisum*, *Hook. Sp. Fil.* ii. 18; *Fée, Gen.* 113.

*Adiantum alarconianum*, *Gaud. Voy. Bon.* t. 99.

(See also *Ad. varium*).

*incisum*, *Forsk.*—*Adiantum caudatum*.

*integrifolium*, *Poir.*—*Lindseea trapeziformis*  $\beta$ .

*intermedium*, *Sw. Vet. Acad. Handl. Stock.* 1817, 76.—Brazil

(*Gardn.* 58, 1228, 2758), Para (*Spruce* 48 in part, 578),

Peru (*Mathews* 1857, less glauc.), Columbia, Equador,

[*Gen.* 5. *Sp.* 95.]

New Grenada (*Lind.* 259), Br. Guiana (*Rob. Schomb.* 48, 90; *Rich. Schomb.* 252, 1131, 1179), Surinam (*Kegel* 75, 128, 674; *Hostm.* 710; *Focke* 190), Panama, Mexico (*Galeott.* 6491; *Lind.* 78; *Jurgensen* 756), Guatemala (*Hartweg* 706), Taboga; W. Indies: Cuba (*Otto* 243), Guadeloupe (*L'Herm.* 5), Porto Rico.

*Adiantum intermedium*, *Spreng. Nov. Act. Acad. N. C.* x, 232; *Presl, Tent.* 157; *Kze. Lin.* xxi, 221; xxiii, 216; *Fée, Gen.* 123; *Hook. Sp. Fil.* ii, 25; *Lowe, Ferns* iii, t. 20.

*Adiantum fovearum*, *Raddi, Syn. Fil.* 131; *Id. Fil. Bras.* 58, t. 77, —f. *Kze: Hk; Link. Fil. Sp.* 68; *J. Sm. Bot. Mag.* 1846, comp. 21.

*Adiantum braziliense*, *Link, Hort. Ber.* ii, 13, non *Raddi*.

*Adiantum triangulatum*, [*Klfs. Enum.* 204. —f. *Pr. Kl: Kze; Spr. Syst.* 113;] *Kl. Lin.* xviii, 552; *Fée, Gen.* 113; *Hook. Sp. Fil.* ii, 26.

*Adiantum villosum*, *Kze. Hb. Pœpp; ? Lin.* ix, 79 (*Hk.*)

*Adiantum argutum*, *Splity. Tijdschr. Nat. Gesch.* vii, 427.

*Adiantum ternatum*, *Brack. U.S. Expl. Exped.* xvi, 99.

—*β. triangulatum* (*Hook. Sp. Fil.* ii, 26)—Trinidad.

*Adiantum triangulatum*, *Klfs. En.* 204 (Ins. Trinit.); *Spr. Syst.* 113.

*Irvinianum*, *Linden Cat.* 1856—?

*Jacobinæ*, *Fée, Gen. Fil.* 113, 115.—Brazil.

*Joverianum*, *Hort. Ang.*—*Adiantum prionophyllum*.

*juglandifolium*, *Willd. Hb.*—*Adiantum obliquum*.

*Kaulfussii*, *Kze. Lin.* xxi, 221.—S. Amer: Columbia (*Barclay* 723),

Venezuela (*Fendl.* 87), New Grenada (*Lind. Schl.* 722),

Guiana (*Rob. Schomb.* 379), Surinam (*Kegel* 102), Mexico

(*Jurgens.* 787); W. Indies (*Sieb. Fl. Mart.* 371); Chatham Isl.

*Adiantum Kaulfussii*, *Hook. Sp. Fil.* ii, 7; *Fée, Gen.* 113.

*Adiantum obliquum*, *Klfs. Enum.* 200; *Hook. et Grev. Icon. Fil.* t. 190.

*Adiantum discolorum*, *Ryan MS: Hb. Mus. Brit.*

—*β. platyphyllum* (*Hk. Sp. Fil.* ii, 8.)—Amazon R.

*Adiantum platyphyllum*, *Kze. Fil. Pœpp. exsicc.* —f. *Hk; Id. Lin.* ix, 79.

*Klotzschianum*, *Hook.*—*Adiantum tomentosum*.

*Klotzschianum*, *Presl.*—*Adiantum subcordatum* (? trapeziforme)

*Kohautianum*, *Presl.*—*Adiantum prionophyllum*.

*Kunzeanum*, *Kl.*—*Adiantum melanoleucum*.

*Kunzeanum*, *Presl.*—*Adiantum pulverulentum*.

*Kunzei*, *Miquel.*—*Adiantum obtusum*.

*latum*, *Presl.*—*Adiantum melanoleucum*.

*Lancea*, *Lin. Sp. Pl.* 1557.—Surinam.—“*Sieb. Thes.* ii, t. 64, f. 7, 8.”

*Adiantum Lancea*, *Sw. Syn.* 123; *Willd. Sp.* 440; *Spr. Syst.* 112; *Desv. Prod.* 308; *Fée, Gen.* 113; *Hk. Sp. Fil.* ii, 27.

*lanceolatum*, *Fée.*—*Adiantum villosum*.

*lanceolatum*, *Poir.*—*Schizoloma lanceolatum*.

*latifolium*, *Lam.*—*Adiantum denticulatum*.

*laxum*, *Kze. Lin.* ix, 79.—Cuba.

*Adiantum laxum*, *Hk. Sp. Fil.* ii, 23; *Metten. Fil. Lips.* 47.

*lendigerum*, *Poir.*—*Cheilanthes lendigera*.

*Le Prieurii*, Hook.—*Hewardia Le Prieurii*.

*Lindsæa*, Cav. *Prælect.* (1801), 271.—Quito.

*Adiantum Lindsæa*, Sw. *Syn. Fil.* 121; *Willd. Sp.* 439; *Spr. Syst.* 112; *Desv. Prod.* 311; *Hk. Sp. Fil.* ii. 30.

*lineare*, Poir.—*Lindsæa linearis*.

*lobatum*, Poir.—*Davallia?* *lobata*.

*lobatum*, Presl.—*Adiantum chilense*.

*Lobbianum*, Hook. *Sp. Fil.* ii. 51, t. 86 C.—Java (*Lobb.* 264.)

*Adiantum Lobbianum*, Fée, *Gen.* 114.

[*Adiantum pulchellum*, Bl.—f. *J. Sm. Hb. Hk.*]

*lobulatum*, Kze. *Hb. Id. Bot. Zeit.* iv. 445.—Mauritius.—

*Adiantum striatum*, Sieb. *Fl. Maur. ed. 1, supp.* 19.—f. Kze.

*longissimum*, Colenso MS.—*Adiantum affine*.

*lucidum*, Sw. *Syn. Fil.* 121.—S. Amer: Columbia (*Moritz.*

112), Venezuela (*Funcke* 204), Brazil, Peru, Chagres;

Panama (*Fendl.* 409); W. Indies.

*Adiantum lucidum*, *Spreng. Syst.* 110; *Desv. Prod.* 308; *Presl, Rel. Hænk.* i. 60; *Kze. Lin.* ix. 78; xxiii. 216; *Fée, Gen.* 113; *Hk. Sp. Fil.* ii. 4, t. 79 C; *Lowe, Ferns* iii. t. 4 A.

*Adiantum asperum*, *Desv. Berl. Mag.* v. 327—f. Kze; *Desv. Prod.* 307.

*Adiantum Pœppigianum*, *Presl, Tent. Pter.* 157—f. Hk.

*Adiantum pteridioides*, *Leprieur MS.*—f. Fée.

? *Pteris lucida*, Cav. *Prælect.* (1801), 266.

*Pteris aspera*, Poir. *Lam. Ency.* v. 713; *Sw. Syn.* 102; *Willd. Sp.* 372; *Spr. Syst.* 72.

—β. *majus*, *Hk. Sp. Fil.* ii. 4.—Cayenne.

—γ. *anomalum* (*Hk. Sp. Fil.* ii. 4, t. 79 C, fig. 4.)—Caripe, Para (*Spruce* 39).

*lucidum*, Lodd. *Cat.*—*Adiantum macrodon*.

*lunatum*, Cav.—*Adiantum lunulatum*.

*lunulatum*, *Burm. Fl. Ind.* 235.—India (*Jacquem.* 663), Tota

Hindustan: Rangoon, Ava, Serampore, Concan, Dehra

Doon, Deccan, Sylhet, Assam, Nepal, Kumaon, Khasya,

Nissobe; Ceylon, (*Gardn.* 1323), Java (*Zoll.* 2018), Phi-

lippines (*Cuming* 73), Moluccas, Malay Isl.; Samoan and

Feejee Isl.; Cape de Verd Isl.; Quorra Riv. Guinea;

S. America: Brazil (*Gardn.* 2019, 2392, 3553), Venezuela

(*Fendl.* 81, 82), Mexico, Panama (*Seemann* 10)—Rheede,

Mal. xii. t. 40 (mala); *Willd. Phytog.* xiv. t. 9, f. 1.

*Adiantum lunulatum*, Sw. *Syn.* 121; *Willd. Sp.* 430; *Spr. Syst.* 110;

*Desv. Prod.* 307; *Presl, Rel. Hænk.* i. 62; *Id. Tent.* 158; *Kfz.*

*Enum.* 205; *Don, Prod.* 16; *Blume, Enum.* 215; *Hk. et Grev. Icon.*

*Fil.* t. 104; *Wall. Cat.* 77; *Fée, Gen.* 114; *Kze. Bot. Zeit.* vi. 210;

*J. Sm. Hook. Journ. Bot.* iii. 404; iv. 161; *Hook, Sp. Fil.* ii. 11;

*Brack. Exped.* xvi. 95; *Lowe, Ferns* iii. t. 8 B.

*Adiantum lunatum*, Cav. *Prælect.* (1801), 272.

*Adiantum arcuatum*, Sw. *Syn. Fil.* 122; *Willd. Sp.* 431; *Desv. Prod.* 307.

*Adiantum dolabriforme*, *Hk. Icon. Pl.* t. 191; *Sp. Fil.* ii. 12 (*Gardn.*

*Braz.* 2019, 2392, 3553); *Fée, Gen.* 114.

*Adiantum pteropus*, R. Br. MS; *Hb. Mus. Brit.*

*Pteris lunata*, *Retz. Obs.* ii. 28, t. 4.

*Pteris lunulata*, *Rowb. Crypt. Pl. Calc. Journ. Nat. Hist.* iv. 506.

[*Gen.* 5. *Sp.* 105.]



*lunulatum*, *Houtt.*—*Didymochlæna lunulata*.

*lutescens*, *Moug. Hb: Fée, Gen.* 114, 119.—Mexico.

*macrocarpum*, *Presl.*—*Adiantum fructuosum*.

*macrocladum*, *Kl. Lin.* xviii. 554.—Peru.

*Adiantum macrocladum*, *Hk. Sp. Fil.* ii. 49, t. 83 B; *Fée, Gen.* 113.

*Adiantum polyphyllum*, *Kze. Lin.* ix. 82 (excl. syn.); *Presl, Rel. Hænk.* i. 61 (excl. syn.)

*Adiantum myriophyllum*, *Presl, Tent.* 158.

*macrodon*, *Klfs. Hb: Kze. Flora*, 1839, 42; *Id. Lin.* xxi. 221; xxiii. 216 (*macrodon*)—Brazil (*Mart.* 355); Surinam (*Kappl.* 1765 a: *Kegel* 1065).

*Adiantum lucidum*, *Lodd. Cat.*—f. *Kze.*

*macrodonus*, *Kze.*—*Adiantum macrodon*.

*macrophyllum*, *Sw. Prod.* 135—W. Indies; S. America: Brazil (*Gardn.* 5932; *Blanch.* 2482), Columbia (*Moritz.* i. 34; *Id.* 64; *Wagener* 103), New Grenada (*Lind. Schl.* 915; *Lind.* 1194), Venezuela (*Fendl.* 88), Mexico (*Gal.* 6278; *Leibold* 5; *Schaffn.* (1855) 37.)—Brown. *Jam. t.* 38, f. 1 (sterile).

*Adiantum macrophyllum*, *Sw. Syn.* 122; *Willd. Sp.* 429; *Spr. Syst.* 110; *Desv. Prod.* 307; *Presl, Rel. Hænk.* i. 60; *Id. Tent.* 157; *M. et Gal. Foug. Mex.* 68; *H.B.K. Nov. Gen.* i. 19; vii. t. 666; *Hk. et Grev. Icon. Fil.* t. 132; *Schlech. Lin.* v. 615; *Kze. Lin.* xviii. 337; xxiii. 216; *Id. Bot. Zeit.* iii. 284; *Kl. Lin.* xviii. 550; *J. Sm. Hk. Journ. Bot.* iv. 161; *Hk. Sp. Fil.* ii. 3; *Fée, Gen.* 113, t. 11 B, fig. 3; *Metten. Fil. Lips.* 47; *Lowe, Ferns* iii. t. 4 B.

*marginatum*, *Schrad.*—*Adiantopsis capensis*.

*Mathewsianum*, *Hook. Sp. Fil.* ii. 35, t. 84 A.—Peru (*Mathews* 3296).

*Adiantum Mathewsianum*, *Fée, Gen.* 113.

*melanocaulon*, *Heyne Hb.*—*Cheilanthes mysurensis*.

*melanoleucum*, *Willd. Sp. Pl.* v. 443.—W. Indies: St. Domingo (*Plum.*), Jamaica, Cuba (*Otto.* 63).—*Plum. t.* 96.

*Adiantum melanoleucum*, *Spreng. Syst.* 112; *Desv. Prod.* 309.

*Adiantum Kunzeanum*, *Kl. Lin.* xviii. 555; *Hook. Sp. Fil.* ii. 47; *Fée, Gen.* 113.

*Adiantum cristatum*, *Kze. Lin.* ix. 81.

*Adiantum lætum*, *Presl, Tent.* 158.

*mexicanum*, *Presl.*—? *Adiantum glaucophyllum*.

*microcarpum*, *Presl, Tent.* 158.—? . . . . .

*microphyllum*, *Klfs. Enum. Fil.* 204.—W. Indies: Jamaica, Cuba.

*Adiantum microphyllum*, *Spr. Syst.* 113; *Kze. Lin.* ix. 80; xxiii. 408; *Fée, Gen.* 113; *Hk. Sp. Fil.* ii. 47.

*Adiantum striatum*, *Schkuhr, Crypt.* 109, t. 118, fig. a—g.

—*β. coriaceum*, (*Hk. Sp. Fil.* ii. 47).—Cuba (*Otto.* 230); St. Domingo.

*Adiantum microphyllum*, *Kl. Lin.* xviii. 554.

*Adiantum nigrescens*, *Fée, Gen.* 113, 117; *Id. Iconogr.* t. 11, f. 2.

[*Gen.* 5. *Sp.* 113.]

— $\gamma$ . *decrescens* (*Hk. Sp. Fil.* ii. 47).—Jamaica.  
(See also *Ad. pyramidale*.)

*microphyllum*, Poir.—*Lindsæa microphylla*.

*microphyllum*, Roxb.—*Adiantum venustum*.

*microphyllum*, Sw.—*Cheilanthes microphylla*.

*micropteris*, Poir.—*Cheilanthes micropteris*.

*monosoratum*, Willd.—*Adiantum pulverulentum*.

*monotis*, Nees ab *E. Lin.* xix. 684.—Mexico (*Aschenb.* 348.)

*Moritzianum*, Link.—*Adiantum Capillus-Veneris*.

*multifidum*, Sw.—*Cheilanthes multifida*.

*myriophyllum*, Presl.—*Adiantum macrocladum*.

*nervosum*, Sw.—*Adiantum hispidulum*.

*nigrescens*, Fée.—*Adiantum microphyllum*  $\beta$ .

*obliquum*, Willd. *Sp. Pl.* v. 420 (excl. syn).—W. Indies: Porto Rico, Jamaica, Martinique, St. Vincent; Panama (*Fendl.* 410); S. America: Columbia (*Moritz.* 162), Caraccas, B. Guiana (*Rich. Schomb.* 1127, 1175).

*Adiantum obliquum*, *Spr. Syst.* 110; *Desv. Prod.* 308; *Presl, Tent.* 157; *Kl. Lin.* xviii. 550; *Kze. Lin.* xxi. 221 (in obs.); xxiii. 216, 408; *Fée, Gen.* 113; *Hk. Sp. Fil.* ii. 8, t. 79 A; *Lowe, Ferns* iii. t. 13 B.

*Adiantum juglandifolium*, Willd. *Hb.* 20068—f. Kl.

— $\beta$ . *majus*, *Hook. Sp. Fil.* ii. 8, t. 79 A, fig. 1.—Columbia (*Cuming* 1202) Cayenne; Para (*Spruce* 39\*); Guadeloupe (*L'Herm.* 3).

*obliquum*, Klfs.—*Adiantum Kaulfussii*.

*obliquum*, Schlecht.—*Hewardia serrata*.

*obtusum*, *Desv. Berl. Mag.* v. 327.—S. America: Brazil (*Gardn.* 71), Para (*Spruce* 748), Rio Negro (*Spruce* 1323), Venezuela (*Fendl.* 84; *Funcke* 193), Peru, Guiana (*Keg.* 404; *Kappl.* 1733 a, b.); W. Indies: Jamaica, etc.

*Adiantum obtusum*, *Spr. Syst.* 113; *Desv. Prod.* 309; *Presl, Tent.* 158; *Hk. et Grev. Icon. Fil.* t. 188; *Hk. Sp. Fil.* ii. 19, 54; *Kze. Lin.* xxi. 222; *Fée, Gen.* 113; *Brack. U.S. Expl. Exped.* xvi. 96.

*Adiantum cassioides*, *Desv. Prod.* 309.

*Adiantum Kunzei*, *Miquel, Diar. Inst. Reg. Bat.* 1843, 5, t. 1.—f. spec. Miq. *Hb.* Hk.

*Pteris adiantoides*, *Arrab. Fl. Flum.* xi. t. 88—f. *Brackenridge*.

— $\beta$ . *majus*, (*Hook. Sp. Fil.* ii. 19)—St. Vincents; F. Guiana; Brazil (*Gardn.* 3550); Bay of Choco, W. coast Colombia.

*odoratum*, Poir. }  
*odorum*, De Cand. } —*Cheilanthes fragrans*.

*orbiculatum*, Lam.—*Lindsæa flabellulata*.

*orientale*, Bory.—*Adiantum reniforme*  $\beta$ .

*ornithopodium*, Presl.—? *Adiantum curvatum*.

*pachysorum*, Rchb. MS.—*Adiantum prionophyllum*.

*pallens*, Sw.—*Ochropteris pallens*.

papyraceum, *Desv. Prod.* 307.—Mascaren Isl.

*Adiantum papyraceum*, *Hk. Sp. Fil.* ii. 54.

*paradoxum*, R. Br.—*Platyloma Brownii*.

*parvilobum*, Sw.—*Cheilanthes hirta*  $\beta$ .

*parvifolium*, Fée.—*Adiantum fragile*.

parvulum, *Hk. fil. Trans. Lin. Soc.* xx. 168.—Galapagos.

*Adiantum parvulum*, *Hk. Sp. Fil.* ii. 44.

patens, *Willd. Sp. Pl.* v. 439.—Columbia (*Moritz*. 240), Venezuela (*Fendl.* 79), New Grenada (*Funcke* 442; *Lind. Schl.* 626); Mexico (*Seem.* 1448, 1949), Isl. of Salango, Tepic; Galapagos.

*Adiantum patens*, *Desv. Prod.* 311; *Kl. Lin.* xviii. 556; *Kze. Lin.* xxiii. 216; *Hk. Sp. Fil.* ii. 29, t. 87 A; *Fée, Gen.* 113; *Brack. U.S. Expl. Exped.* xvi. 100.

*Adiantum Kellettii*, *Hk. MS. in Hb.*

*patens*, Hort. Belg.—*Adiantum trapeziforme*  $\beta$ .

*patens*, Hort: *Kze.*—*Adiantum polyphyllum*.

*pauperculum*, *Kze.*—*Adiantopsis paupercula*.

pedatum, *Lin. Sp. Pl.* 1557.—N. and N.W. America: California to Sitka; N. India; Sikkim, Nepal, Gurwhal, Simla, Kumaon; Japan.—*Pluk. t.* 124, fig. 2.

*Adiantum pedatum*, *Sw. Syn.* 121; *Willd. Sp.* 438; *Schkuhr, Crypt.* 107, t. 115; *Spr. Syst.* 112 (excl. syn. *Willd.*); *Desv. Prod.* 311; *Klfs. Enum.* 202; *Link, Fil. Sp.* 68; *Ledeb. Fl. Ross.* iv. 526; *Presl, Tent.* 158; *J. Sm. Hk. Journ. Bot.* iv. 161; *Kze. Lin.* xxiii. 216; *Id. Bot. Zeit.* vi. 541; *Hk. Sp. Fil.* ii. 28; *Fée, Gen.* 113; *A. Gray, Bot. N. States* 592, t. 10; *Brack. U.S. Expl. Exped.* xvi. 100; *Metten, Fil. Lips.* 47; *Lowe, Ferns* iii. t. 14.

— $\beta$ . *aleuticum*, *Rupr. Dist. Crypt, Ross.* 49; *Ledeb. Fl. Ross.* iv. 526.—Aleutian Isl. Unalashka.

*Adiantum boreale*, *Presl, Tent.* 158.

*Adiantum americanum*, "*Corn. Can.* 7, t. 6."—*f.* *Desv.*

*pedatum*, Forst.—*Adiantum hispidulum*.

*pedatum*, Raddi.—*Adiantum brasiliense*  $\beta$ .

*pellucidum*, M. et Gal.—*Adiantum æthiopicum*.

*peltatum*, Hort. }

*pendulinum*, Hort. Ber. } *Adiantum cuneatum*.

*pensile*, *Kze: Fée, Gen.* 114.—? . . . . .

— $\beta$ . *alchemillæfolium*, *Fée, Gen.* 114.—? . . . . .

*pentadactylon*, Langs. et Fisch.—*Adiantum trapeziforme*  $\beta$ .

*pentadactylon*, Hort. Belg.—*Adiantum cultratum*.

peruvianum, *Kl. Lin.* xviii. 555.—Peru (*Mathews* 1854; *Ruiz Hb.* 25, 27.)

*Adiantum peruvianum*, *Hk. Sp. Fil.* ii. 35, t. 81 C; *Fée, Gen.* 113.

*Adiantum populifolium*, *J. Sm. MS.*—*f.* *Hook.*

*peruvianum*, *Hk.*—*Adiantum sulphureum*  $\beta$ .

*petiolatum*, *Desv. Mag. Ber.* v. 326.—Guiana, Brasil.

*Adiantum petiolatum*, *Spr. Syst.* 110; *Desv. Prod.* 308.

[*Gen. 5. Sp.* 123.]

philippense, *Lin. Sp. Pl.* 1556.—Philippines.—Petiv. *Gaz.* t. 4, fig. 4.

*Adiantum philippense*, *Sw. Syn.* 120; *Willd. Sp.* 428; *Desv. Prod.* 307; *Hook. Sp. Fil.* ii. 3; *Fée, Gen.* 113.

Phyllitidis, *J. Sm. Hook. Lond. Journ. Bot.* i. 197.—B. Guiana (*Rob. Schomb.* 300).

*Adiantum Phyllitidis*, *Kze. Lin.* xxi. 220 (note); xxiii. 216; *Fée, Gen.* 113; *Hook. Sp. Fil.* ii. 5, t. 72 B.

*pilosum*, *Fée.*—*Adiantum chilense*  $\beta$ .

*platyphyllum*, *Sw. Kon. Vet. Acad. Handl. Stock.* 1817, 74, t. 3, fig. 6.—Brazil; Peru.

*Adiantum platyphyllum*, *Spr. Syst.* 110; *Presl, Tent.* 157, t. 6, fig. 11, 12; *Kze. Lin.* ix. 79 in part; *Id. Anal.* 31, t. 20; *Hook. Sp. Fil.* ii. 3; *Fée, Gen.* 113.

*platyphyllum*, *Kze.* (in part) —*Adiantum Kaulfussii*  $\beta$ .

*platyphyllum*, *Colenso MS.*—*Adiantum* affine.

*plicatum*, *Klfs.*—*Adiantum hispidulum*.

*podophyllum*, *Willd. Hb.*—*Adiantum chilense*  $\beta$ .

*Poeppigianum*, *Presl.*—*Adiantum lucidum*.

*Poiretii*, *Wickstr. Kon. Vet. Acad. Handl. Stock.* 1825, 443.—Tristan d'Acunha.

*Adiantum Aubertii*, *Desv. Prod.* 310.

*Adiantum crenatum*, *Poir. Ency. Supp.* i. 137.

*politum*, *H. et B. Willd. Sp. Pl.* v. 442.—Cumana.

*Adiantum politum*, *H.B.K. Nov. Gen.* i. 20; *Spreng. Syst.* 112; *Desv. Prod.* 309; *Hook. Sp. Fil.* ii. 48.

*politum*, *J. Sm.*—*Adiantum tomentosum*.

*polymorphum*, *Poir.*—*Cheilanthes polymorpha*.

*polyphyllum*, *Willd. Sp. Pl.* v. 454.—Venezuela (*Funcke* 439; *Fendl.* 80), Caraccas (*Moritz.* i. 1; *Id.* 59; *Miquel* 15; *Lind.* 78); La Guayra (*Wagener* 295); Peru: Trinidad.

*Adiantum polyphyllum*, *Spr. Syst.* 115; ? *Desv. Prod.* 311; *H.B.K. Nov. Gen.* i. 21, not *Kze.*—f. *Pr. et Kl.*; *Presl, Rel. Hænk.* i. 62; *Kl. Lin.* xviii. 554; *Kze. Lin.* xxiii. 217; *Hk. Sp. Fil.* ii. 49; *Fée, Gen.* 114; *Metten. Fil. Lips.* 48.

*Adiantum cardiochlæna*, *Kze. Lin.* xvii. 569; xx. 5; *Id. B. Zeit.* iii. 281.—f. *Kze.*; *Hk. Sp. Fil.* ii. 50, t. 83 A; *Fée, Gen.* 114, t. 11 B, fig. 2.

*Adiantum patens*, *Hort.: Kze. Lin.* xxiii. 216—f. *Metten.*

— $\beta$ . *rigidum*.—Caraccas (*Lind.* 125).

*Adiantum cardiochlæna*  $\beta$ . *Hk. Sp. Fil.* ii. 51.

*polyphyllum*, *Kze.*—*Adiantum macrocladum*.

*populifolium*, *J. Sm. MS.*—*Adiantum peruvianum*.

*prionophyllum*, *H.B.K. Nov. Gen.* i. 20.—S. America: Columbia (*Moritz.* 58), Venezuela (*Fendl.* 83), Esmeraldas (*Seem.* 283), Tumaco, Surinam (*Hostm.* 843; *Kappl.* 1732 o), Amazon R. (*Spruce* 49), Mexico (*Schaffn.* (1854) 35a), S. Darien; W. Indies: Trinidad, Jamaica, Martinique (*Steb.* 196); Chatham Isl.; Galapagos.—*Sieb. Fl. Mixt.* 338 (pinnate)—f. *Pr.*

- Adiantum prionophyllum*, *Spr. Syst.* 112; *Presl, Tent.* 157; *Hook. Sp. Fil.* ii. 21; *Fée, Gen.* 113.  
*Adiantum tetraphyllum*, *H. et B.: Willd. Sp. Pl.* v. 441; *Schlech. Lin.* v. 615; *Kl. Lin.* xviii. 551; *Kze. Lin.* xxi. 221; xxiii. 217; *Splitg. Tijdsch. Nat.* vii. 426; *Metten. Fil. Lips.* 47.  
*Adiantum ternatum*, *H. et B.: Willd. Sp. Pl.* v. 436.—f. Pr.  
*Adiantum caribæum*, *Willd. Hb.* 20107.—f. *Schlech.*  
*Adiantum rigidum*, *Link, Fil. Sp.* 69.—f. Kl.  
*Adiantum fructuosum*, *Link, Hort. Ber.* ii. 14; ? *Kze. Lin.* xxiii. 216.  
*Adiantum elatum*, *Desv. Berl. Mag.* v. 327; *Id. Prod.* 308.—f. Pr.  
*Adiantum striatum*, *Sieb. Fl. Mart.* 370.  
*Adiantum Kohautianum*, *Presl, Tent.* 158.  
*Adiantum pachysorum*, *Rchb. MS. Weig. Pl. Swrin.*; *Kze. Lin.* xxi. 224; *Fée, Gen.* 113.  
*Adiantum varium*, *Hort. Ang.*  
*Adiantum falcatum*, *Hort. Kew.* (Kze.)  
*Adiantum Joverianum*, *Hort. Ang.* (Kze.)  
 —β. *subcoriaceum* (*Hk. Sp. Fil.* ii. 22)—W. Ind.: Guadeloupe (*L' Herm.* 4), Trinidad, St. Vincents, Jamaica.  
 —γ. *curtum* (*Hk. Sp. Fil.* ii. 22)—Esmarald.; Fernando Po.  
 —δ. *macropterum*, *Kze. Bot. Zeit.* iii. 284.—Caraccas (*Moritz.* i. 37).  
 —ε. *angustum*.—Rio Negro (*Spruce* 1288).  
*prionophyllum*, M. et Gal.—*Adiantum fructuosum*.  
*proliferum*, Roxb.—*Adiantum caudatum*.  
*propinquum*, *Fée, Gen.* 113, 114.—Fr. Guiana.—  
*proximum*, *Gaud. Frey. Voy.* 403.—Brazil.  
*Adiantum proximum*, *Hk. Sp. Fil.* ii. 27.  
*pseudo-Capillus*. *Fée, Gen.* 114, 118; *Id. Iconogr.* t. 12, f. 1.  
 —S. Africa.  
*Adiantum Capillus-Veneris*, *Spreng. in Dreg. Pl. Cap.*—f. *Fée.*  
*pteridioides*, *Lepr. MS.*—*Adiantum lucidum*.  
*pteroides*, *Lin.*—*Adiantopsis pteroides*.  
*pubescens*, *Presl.*—*Adiantum chilense* β.  
*pubescens*, *Poir.*—*Cheilanthes microphylla*.  
*pubescens*, *Raddi.*—*Adiantum brasiliense*.  
*pubescens*, *Schkuhr.*—*Adiantum hispidulum*.  
*pulchellum*, *Blume, Enum.* 216.—Java (*Zoll.* 233z.)  
*Adiantum pulchellum*, *Kze. Bot. Zeit.* vi. 211; *Hk. Sp. Fil.* ii. 38; *Fée, Gen.* 113.  
 (See also *Ad. Lobbianum.*)  
*pulverulentum*, *Lin. Sp. Pl.* 1559.—W. Indies, freq.: Cuba (*Otto* 244); S. America: Columbia (*Moritz.* i. 81; *Id.* 57; *Cuming*, 1183), Venezuela (*Fendl.* 86), Caraccas (*Lind.* 152), New Grenada (*Lind. Schl.* 483, 599, 1005), Mexico (*Jurgensen* 766), Guiana, (*Rob. Schomb.* 90), Brazil (*Gardn.* 56), Pernambuco (*Gardn.* 1226), Tabasco (*Lind.* 1492).—*Plum.* t. 55.  
*Adiantum pulverulentum*, *Sw. Syn.* 124; *Willd. Sp.* 446; *Schkr. Crypt.* 110, t. 119; *Spr. Syst.* 113; *Desv. Prod.* 309; *Raddi. Fil. Bras.* 58; *Klfs. Enum.* 203; *Presl, Tent.* 157; *Kze. Lin.* ix. 80; xxiii. 217  
 [Gen. 5. Sp. 135.]

- Id. Bot. Zeit.* iii. 288; *Kl. Ltn.* xviii. 554; *Fée, Gen.* 113; *Hk. Sp. Fil.* ii. 17; *Lowe, Ferns* iii. t. 17.
- Adiantum monosoratum, *Willd. Sp. Pl.* v. 445; *Presl, Tent.* 157.
- Adiantum umbrosum, *Willd. Sp. Pl.* v. 447.—f. Pr; *Desv. Prod.* 309.
- Adiantum Kunzeanum, *Presl, Tent.* 157.
- Adiantum Berterianum, *Balbis MS.*—f. Klfs.
- Adiantum rigidum, *Schott MS.*—f. Lowe.
- ? Adiantum serrulatum, *Lin. Sp. Pl.* 1557 (young); *Hk. Sp. Fil.* ii. 18.
- ? Pteris dolabriformis, *Poir. Lam. Enc.* v. 722—f. Sw.
- β. *camptocarpum*, *Fée, Gen.* 113, 114.—Amer. merid.
- γ. *rostratum*. *Fée, Cat. Lith. Foug. Mex.* 5.—Mexico (*Galeott.* 6803; *Schaffn.* (1855) 35 b.)
- pumilum*, *Sw. Prod.* 134.—Jamaica.—*Pluk.* t. 251, fig. 4.
- Adiantum pumilum, *Sw. Syn.* 122; *Willd. Sp.* 431; *Spr. Syst.* 111; *Desv. Prod.* 307; *Mart. Icon. Crypt.* 94, t. 56, fig. 4; *Presl, Tent.* 158; *Hk. Sp. Fil.* ii. 15; *Fée, Gen.* 114.
- pusillum*, *Allioni.*—*Cheilanthes fragrans*.
- pygmaeum*, *Lin. Hb.*—*Asplenium Ruta-muraria*.
- pyramidale*, *Willd. Sp. Pl.* v. 442.—St. Domingo.—*Plum.* t. 54.
- Adiantum pyramidale, *Spr. Syst.* 112; *Desv. Prod.* 309; *Hk. Sp. Fil.* ii. 48; *Fée, Gen.* 113.
- Polypodium pyramidale, *Lin. Sp. Pl.* 1554; *Sw. Syn.* 72.  
[*Aff. Ad. microphyllum.*]
- quadraternatum*, *Desv.*—*Adiantum crenatum*.
- Raddianum*, *Presl.*—*Adiantum cuneatum*.
- radiatum*, *Lin.*—*Adiantopsis radiata*.
- radicans*, *Fée, Gen.* 114, 118, t. 29, fig. 2.—Bourbon.
- regulare*, *Kze.* “*Fil. Bras. ined.* c. fig.” (*Schkuhr, Supp.* ii. 66.)  
[*P. Adiantopsisidis* sp.]
- Reichenbachii*, *Moritz. MS.*—*Adiantum sessilifolium* β.
- reniforme*, *Lin. Sp. Pl.* 1556.—Madeira, Teneriffe.—*Pluk.* t. 287, fig. 5; *Lam Ill.* t. 870, fig. 2.
- Adiantum reniforme, *Sw. Syn.* 120; *Schkr, Crypt.* 107, t. 115; *Willd. Sp.* 427; *Spr. Syst.* 110; *Desv. Prod.* 306; *Klfs. Enum.* 199; *Presl, Tent.* 158, t. 6, fig. 14; *Link. Fil. Sp.* 67; *J. Sm. Hook. Journ. Bot.* iv. 161; *Kze. Lin.* xxiii. 217; *Moore et Houlst. Gard. Mag. Bot.* iii. 162, with tab.; *Hook. Sp. Fil.* ii. 2, t. 71 A; *Fée, Gen.* 113; *Brack. U.S. Expl. Exped.* xvi. 94; *Metten. Fil. Lips.* 44; *Lodd. Bot. Cab.* t. 841; *Lowe, Ferns* iii. t. 2 B.
- β. *asarifolium*.—Mauritius, Bourbon.
- Adiantum asarifolium, *Willd. Sp. Pl.* v. 427; *Desv. Prod.* 306; *Bory, Bel. Voy.* ii. 270; *Hk. Sp. Fil.* ii. 2, t. 71 B. *Fée, Gen.* 113.
- Adiantum reniforme, *Bory, Voy.* i. 358; *Wall. Cat.* 80.
- Adiantum orientale, *Bory MS.*—f. Willd.
- repandum*, *Tausch.*—*Adiantum Capillus-Veneris*.
- repens*, *Lin. fl.*—*Humata pedata*.
- rhizophorum*, *Sw. Syn. Fil.* 320, 422.—Mauritius (*Sieb. Syn.* 61; *Id.* 300), Bourbon; Java (*Zoll.* 2806).
- Adiantum rhizophorum, *Willd. Sp.* 433; *Spr. Syst.* 111; *Desv. Prod.* 307 (excl. syn. Forsk.); *Wall. Cat.* 82; *Presl, Tent.* 158; *Kze. Bot. Zeit.* vi. 210; *Fée, Gen.* 114; *Hook. Sp. Fil.* ii. 12, t. 80 A.  
[*Gen.* 5. Sp. 141.]

- Adiantum caudatum*, Bory, *Voy.* i. 198.  
*Adiantum decipiens*, Desv. *Prod.* 307; *Hook, Sp.* ii. 53.  
 — *β. majus*, *Hook. Sp. Fil.* ii. 13.—St. Denis, Bourbon.  
*rhizophyllum*, “Schrad.”: *Presl.*—*Adiantum rhizophyllum*.  
*rhizophyllum*, *Schrad. Goëtt. gel. Anz.* 1824, 872.—Brazil.  
*Adiantum rhizophyllum*, *Mart. Icon. Crypt.* 92, t. 62; *Hk. Sp. Fil.* ii. 16.  
*Adiantum rhizophyllum*, “Schrad.”: *Presl, Tent.* 157; *Fée, Gen.* 114.  
*rhomboideum*, *H. B. K. Nov. Gen.* i. 20.—Venezuela; Brazil;  
 B. Guiana (*Rich. Schomb.* 266.)  
*Adiantum rhomboideum*, *Spr. Syst.* 113; *Pr. Tent.* 157; *Kl. Lin.* xviii.  
 551 (a. *laxum*); *Kze. Lin.* xxiii. 217; *Hk. Sp. Fil.* ii. 23.  
*Adiantum serrato-dentatum*, *H. et B.: Willd. Sp. Pl.* v. 445—f. *Spr*: *Kl.*  
*Adiantum Bonplandii*, *Desv. Prod.* 309.  
 — *β. strictum*, *Kl. Lin.* xviii. 551.—Colombia, Cumana  
 (*Moritz.* 46 b, 163); Guiana (*Rich. Schomb.* 1184—f. *Kl.*)  
*Adiantum rigidum*, *Presl, Hb. Ber.*—f. *Kl.*; ? *Id. Tent.* 158.  
 (See also *Ad. cayennense γ.*)  
*rhomboideum*, Schkuhr.—*Adiantum trapeziforme*.  
*rigidum*, Link.—*Adiantum prionophyllum*.  
*rigidum*, *Presl.*—*Adiantum rhomboideum β.*  
*rigidum*, Schott.—*Adiantum pulverulentum*.  
*rotundatum*, *Kze. Lin.* x. 528.—? S. Africa.  
*Adiantum rotundatum*, *Hook. Sp. Fil.* ii. 58.  
*rotundatum*, Desv.—*Adiantum chilense*.  
*rotundifolium*, Colenso MS.—*Adiantum æthiopicum*.  
*Ruizianum*, *Kl. Lin.* xviii. 551.—Peru (*Hb. Ruiz.* 26).  
*Adiantum Ruizianum*, *Hook. Sp. Fil.* ii. 10.  
*rupestre*, Wall. *Hb.*—*Cheilanthes tenuifolia*.  
*sagittatum*, Aubl.—*Lindsæa sagittata*.  
*scabrum*, *Klfs. Enum.* 207.—Chili.  
*Adiantum scabrum*, *Spr. Syst.* 114; *Presl, Tent.* 159; *Kze. Lin.* ix. 84;  
 xxiii. 217; *Fée, Gen.* 114; *Hook. Sp. Fil.* ii. 43; *Brack. U. S. Expl.*  
*Exped.* xvi. 96.  
*scabrum*, Willd.: *Kze.*—*Adiantum chilense β.*  
*scabrum*, Wall.—*Adiantum hispidulum*.  
*scandens*, Lour.—*Lygodium japonicum*.  
*scandicinum*, Willd.—*Cheilanthes mysurensis*.  
*Schomburgkianum*, *Kl. MS.*—*Adiantum cayennense γ.*  
*Seemanni*, *Hook. Sp. Fil.* ii. 5, t. 81 A.—Veraguas (*Seem.*  
 1124); Panama.  
*Adiantum Seemanni*, *Fée, Gen.* 113.  
*Sellowianum*, *Presl, Tent.* 159.—Brazil.  
*serrato-dentatum*, *H. et B.: Willd.*—*Adiantum rhomboideum*.  
*serratum*, *Raesch. (Steud.)*—[?]  
*serrulatum*, *Lin. Sp. Pl.* 1557.—Jamaica.—*Pluk.* t. 125, fig. 2;  
*Sloane, Jam.* i. t. 35, fig. 2 (pinnate form).

*Adiantum serrulatum*, Sw. *Syn.* 122; Willd. *Sp.* 436; Spr. *Syst.* 111; Desv. *Prod.* 308; Kze. *Lin.* xxiii. 217; Fée, *Gen.* 113; Hook. *Sp. Fil.* ii. 18.

(See also *Ad. pulverulentum*.)

*sessilifolium*, Hook. *Sp. Fil.* ii. 44, t. 85 B.—Peru (*Mathews* 1855).

*Adiantum sessilifolium*, Fée, *Gen. Fil.* 114.

—β. *Reichenbachii*.—Columbia (*Moritz.* 445); Venezuela (*Fendl.* 78).

*Adiantum Reichenbachii*, *Moritz. MS.* (Hb. Hook.)

—γ. *glabrum*.—Peru (*Mathews*, 3295).

*setulosum*, *J. Sm. Bot. Mag.* 1846, *comp.* 22.—Norfolk Island; Feejee Isl.; New Zealand.

*Adiantum setulosum*, Kze. *Lin.* xxiii. 217; Fée, *Gen.* 113; *J. Sm. Cat. Kew Ferns* 1856; *Id. Cat. Ferns* 34.

*Adiantum affine*, Hook. *Sp. Fil.* ii. 32 (excl. syn. Willd. Cunn. Forst. Schkr.); *Endl. Prod. Fl. Norf.* 14 (excl. syn. Willd. Forst.); Hook. *fl. Fl. N. Zeal.* ii. 20 (excl. syn. Willd. Forst. etc.); *Metten. Fil. Lips.* 47 (excl. syn. Willd. Schkr.); *Lowe, Ferns*, iii. t. 7.

(Valde aff. *Ad. diaphanum*.)

*Shepherdii*, Hook. *Sp. Fil.* ii. 9, t. 73 B.—Mexico.

*Adiantum Shepherdii*, Fée, *Gen.* 114.

*sinuosum*, *Gardn. Hook. Ic. Pl.* t. 504.—Brazil (*Gardn.* 3550).

*Adiantum sinuosum*, Hook. *Sp. Fil.* ii. 35; Fée, *Gen.* 113.

—β. *minus*, (*Hook. Sp. Fil.* ii. 35).—Guayaquil.

*soboliferum*, *Wall. Cat.* 74.—India: Ava.

*Adiantum soboliferum*, Hook. *Sp. Fil.* ii. 13, t. 74 A; Fée, *Gen.* 114.

*speciosum*, Hook. *Sp. Fil.* ii. 45, t. 85 C.—Equador (*Seemann*, 953); Peru.

*Adiantum speciosum*, Fée, *Gen.* 114.

*striatum*, Hook. Hb. Spruce.—*Adiantum hirtum*.

*striatum*, Kze. (Poepp.)— $\left\{ \begin{array}{l} \text{Adiantum crenatum (Pr.)} \\ \text{Adiantum cristatum (Hk.)} \end{array} \right.$

*striatum*, Schkuhr.—*Adiantum microphyllum*.

*striatum*, Sieb. (Fl. Mart.)—*Adiantum prionophyllum*.

*striatum*, Sieb. (Fl. Maur.)—*Adiantum lobulatum*.

*striatum*, Sw.—*Adiantum cristatum*.

*strictum*, Sw.—*Lindsæa stricta*.

*suaveolens*, Poir.—*Cheilanthes fragrans*.

• *subcordatum*, Sw. *Vet. Acad. Handl. Stock.* 1817, 75.—Brazil (*Gardn.* 197).

*Adiantum subcordatum*, Spr. *Syst.* 114; Presl, *Tent.* 158; Hook. *Sp. Fil.* ii. 34; Fée, *Gen.* 113.

*Adiantum truncatum*, *Raddi, Syn. Fil.* 133; *Id. Fil. Bras.* 59, t. 78, fig. 1.—f. Pr.; Desv. *Prod.* 310; Brack. *U. S. Explor. Exped.* xvi. 101.

*Adiantum betulinum*, *Klfs. Enum.* 207.

*Adiantum Klotzschianum*, Presl, *Tent.* 158.

*Adiantum trapeziforme*, *Hb. Bras. Reg. Ber.* 177.—f. Pr.

*Adiantum conicum*, *Vellozo, Fl. Flum.* xi. t. 97.

[Gen. 5. Sp. 156.]



- β. obtusum, *Kze. Lin.* xxii. 577.—Brazil (*Regn.* i. 490).
- γ. lobatum.—Brazil (*Gardn.* 5299).
- sulphureum, *Klfs. Enum.* 207.—Chili (*Cuming* 151; *Lechl.* 289).
- Adiantum sulphureum, *Spr. Syst.* 144; *Presl, Tent.* 159; *Kze. Lin.* ix. 84; *Link, Fil. Sp.* 73; *Hook, Sp. Fil.* ii. 43, t. 76 A, fig. 1, 2; *Fée, Gen.* 114; *Metten. Fil. Lechl.* 11.
- β. majus, *Hook. Sp. Fil.* ii. 44, t. 76 A, fig. 3, 4.—Peru (*Mathews* 1250).
- Adiantum sulphureum, *Kze. Anal. Pter.* 34, t. 22, fig. 1:  
Adiantum peruvianum, *Hook. (Sp. Fil.* ii. 44).
- tenellum*, *Jacq.*—*Hymenophyllum ricciæfolium*.
- tenellum*, *Moore.*—*Adiantum hispidulum* γ.
- tenerum, *Swartz, Prod.* 135.—W. Indies freq.: Guadeloupe (*L'Herm.* 1), Jamaica, Cuba (*Otto* 233), Bahamas, St. Vincents, Antigua; S. America: ? Peru (*Mathews* 1856), Columbia (*Moritz.* i. 74; *Id.* 169, 171; *Wagner* 55), Venezuela (*Fendl.* 69, 70, 74), Veraguas, Guatemala, Mexico (*Leibold* 12), California.—*Plum.* t. 95—f. Pr. (see also *Ad. trapeziforme* β.); *Pluk.* t. 254, fig. 1 (small); *Dict. Sc. Nat.* (ed. *Levr.*) *Bot.* t. 87.
- Adiantum tenerum, *Sw. Syn.* 125; *Willd. Sp.* 450; *Spr. Syst.* 114; *Desv. Prod.* 311; *Presl, Tent.* 159; *Link, Fil. Sp.* 71; *Kze. Lin.* ix. 83; xviii. 338; xxiii. 217; *Id. Bot. Zeit.* iii. 287; *Kl. Lin.* xviii. 556; *Moore et Houlst. Gard. Mag. Bot.* iii. 162, fig. 32; *Hook. Sp. Fil.* ii. 45; *Fée, Gen.* 114; *Metten. Fil. Lips.* 48; *Lowe, Ferns.* iii. t. 10.
- Adiantum assimile, *Link, Hort. Ber.* ii. 17.—f. Lk.  
Adiantum formosissimum, *Hort.*—f. *Kze.*
- β. rotundatum (*Hook. Sp. Fil.* ii. 45).—Mexico: Aca-pulco, Realego.
- γ. majus (*Hook. Sp. Fil.* ii. 46).—Veraguas.
- δ. minus, *Kze. Lin.* ix. 83.—Peru.
- tenerum*, *Link.*—*Adiantum æthiopicum*.
- tenerum*, *M. et Gal.*—*Adiantum trapezoides*.
- tenerum*, *Presl.*—*Adiantum excisum*.
- tenerum*, *Roxb.*—*Adiantum Capillus-Veneris*.
- tenerum*, *Schkuhr.*—*Adiantum concinnum*.
- tenerum*, *Hort.* plur.—*Adiantum cuneatum*.
- tenerum* v. *dissectum*, *M. et Gal.*—*Adiantum Capillus-Veneris*, β.
- tenuifolium*, *Lam.*—*Davallia tenuifolia*.
- tenuifolium*, *Sw.*—*Cœilanthus tenuifolia*.
- terminatum*, *Kze.*—*Adiantum hirtum*.
- ternatum, *H. et B.: Willd. Sp. Pl.* v. 436 (*Hb. W.* 20075)—S. America: Columbia (*Moritz.* 172 b.), B. Guiana (*Rich. Schomb.* 1200).

*Adiantum ternatum*, *H.B.K. Nov. Gen.* i. 19; *Spr. Syst.* 111; *Desv. Prod.* 311; *Kl. Lin.* xviii. 551; xx. 445; *Kze. Lin.* xxiii, 217.  
(See also *Ad. prionophyllum*.)

*ternatum*, Brack.—*Adiantum intermedium*.

*tetragonum*, *Schrad. Goëtt. gel. Anz.* 1824, 872.—Brazil.

*Adiantum tetragonum*, *Mart. Icon. Crypt.* 93, t. 63; *Presl, Tent.* 157; *Hk. Sp. Fil.* ii. 28; *Fée, Gen.* 113.

*tetraphyllum*, H. et B.: Willd.—*Adiantum prionophyllum*.

*tetraphyllum*, Sieb.—*Adiantum villosum*.

*thalictroides*, Willd. Hb.—*Adiantum æthiopicum*.

*tomentosum*, *Kl. Lin.* xviii. 553.—B. Guiana (*Rob. Schomb.* 349; *Rich. Schomb.* 1202); Surinam (*Kegel* 1074); Para (*Spruce* 51).

*Adiantum tomentosum*, *Kze. Lin.* xxi. 224.

*Adiantum canonicum*, *Kze. MS. Fil. Kappl.* 1733c.

*Adiantum politum*, *J. Sm. Lond. Journ. Bot.* i. 198.

*Adiantum* ? *brasiliense*, *Hook. Fil. Spruce*, 51.

*Adiantum Klotzschianum*, *Hook. Sp. Fil.* ii. 21, t. 82 C; *Fée, Gen.* 113.

*trapeziforme*, *Lin. Sp. Pl.* 1559.—W. Indies: Jamaica, Cuba (*Lind.* 1859) etc.; S. America: Brazil, Peru, Caraccas (*Moritz.* 94); Panama, Mexico (*Schaffn.* (1854) 36).—Sloane Jam. i. t. 59.

*Adiantum trapeziforme*, *Sw. Syn.* 125; *Willd. Sp.* 447; *Spr. Syst.* 114; *Desv. Prod.* 310; *Presl, Rel. Hænk.* i. 63; *Id. Tent.* 158, t. 6, fig. 8—10; *Link, Fil. Sp.* 70; *Kze. Lin.* ix. 82; xviii. 337; xxiii. 218; *M. et Gal. Foug. Mex.* 70; *Hook. Sp. Fil.* ii. 33; *Fée, Gen.* 113; *Metten. Fil. Lips.* 48; *Lowe, Ferns.* iii. t. 3.

*Adiantum rhomboideum*, *Schkuhr, Crypt.* 114, t. 122.

*Adiantum formosissimum*, *Kl. Lin.* xviii. 556.

*Adiantum eminens*, *Presl, Tent.* 158.

—β. *pentadactylon*,—Brazil, Mexico (*Lind.* 73).

*Adiantum pentadactylon*, *Langsd. et Fisch. Icon. Fil.* 22, t. 25; *Willd. Sp.* 448; *Spr. Syst.* 114; *Desv. Prod.* 308; *Klfs. Enum.* 206; *Presl, Tent.* 158; *Hk. et Gr. Ic. Fil.* t. 98; *Brack. U. S. Exped.* xvi. 101.

*Adiantum patens*, *Hort. Belg.*—f. *Kze.*

—γ. *Plumieri* (*Hook. Sp. Fil.* ii. 33—β.)—Mexico: (*Lind.* 70); St. Domingo (*Phum.* t. 95.—see also *Ad. tenerum*).  
(? *Ad. trapezioides*, *Fée.*)

—δ. *oblongatum* (*Hk. Sp. Fil.* ii. 33—γ.)—Mexico: Vera Cruz (*Galeott.* 6338); Guatemala; Cuba.

*trapeziforme*, Bory Hb.—*Adiantum trapezoides*.

*trapeziforme*, Forst.: *Schkuhr.*—*Adiantum affine*.

*trapeziforme*, Huds.—*Asplenium marinum* β. (*Bolt. : Sm.*)

*trapeziforme*, Hb. Reg. Ber. Bras.—*Adiantum subcordatum*.

*trapezoides*, *Fée, Gen.* 114, 117.—Vera Cruz (*Galeott.* 6317); St. Domingo.

*Adiantum tenerum*, *M. et Gal. Foug. Mex.* 71.

*Adiantum trapeziforme*, Bory, Hb.—f. *Fée.*

(See also *Ad. trapeziforme* γ.)

- triangulare*, Poir.—*Lindsæa tenera*.  
*triangulatum*, Klfs.—*Adiantum intermedium*  $\beta$ .  
*triangulatum*, Kl. et Auct.—*Adiantum intermedium*.  
*trichomanoides*, Poir.—*Lindsæa trichomanoides*.  
*tricholepis*, Fée, *Cat. lith. Foug. Mex.* 5.—Mexico (*Gal.* 6445).  
*Adiantum fragile*, v. *pubescens*, *M. et Gal. Foug. Mex.* 72.  
*trifidum*, Willd. Hb.—*Adiantum Capillus-Veneris*.  
*trifoliatum*, Lin.—*Davallia trifoliata*.  
*trigonomum*, Labill.—*Adiantum æthiopicum*.  
*trilobum*, Lin.—*Davallia triloba*.  
*triphyllum*, Lam.—*Cassebeera triphylla*.  
*trisinuatum*, Colenso MS.—*Adiantum æthiopicum*.  
*truncatum*, Lin.—*Acacia decipiens* [Leguminosæ].  
*truncatum*, Raddi.—*Adiantum subcordatum*.  
*umbrosum*, Willd.—*Adiantum pulverulentum*.  
*urophyllum*, Hook. *Sp. Fil.* ii. 24, t. 84 B.—Trop. America,  
Pacific side: Island of Gorgona, Salango.  
*Adiantum urophyllum*, Fée, *Gen.* 113.  
*varians*, Poir.—*Cheilanthes tenuifolia*.  
*varium*, *H. et B. Willd. Sp. Pl.* x. 435.—S. America, Caripe;  
Central America (*Barclay* 2126).  
*Adiantum varium*, *H. B. K. Nov. Gen.* i. 19; vii. t. 667; *Spr. Syst.* 113;  
(? incl. syn.); *Desv. Prod.* 308; *Hk. Sp. Fil.* ii. 18 (excl. syn. Kze.);  
*Fée, Gen.* 113.  
(*Aff. Ad. incisum*).  
*varium*, Presl.—*Adiantum villosum*.  
*varium*, Hort. Ang.—*Adiantum prionophyllum*.  
*venustum*, Don, *Prod. Fl. Nep.* 17.—India (*Jacquem.* 421,  
493, 811, 2041, 2148): Nepal, Simla, Mussorie, Meerut,  
Khasya, Kumaon, Afghanistan.  
*Adiantum venustum*, *Spr. Syst.* 114; *Wall. Cat.* 81; *Hk. Sp. Fil.* ii. 40,  
t. 76 B; *Fée, Gen.* 114; *Kze. Lin.* xxiv. 273 (in obs.)  
*Adiantum microphyllum*, *Roxb. Crypt. Pl. Calc. J. Nat. Hist.* iv. 513.  
*Adiantum acutangulum*, *Wall. Hb.*  
*vestitum*, Spr.—*Nothochlæna vestita*.  
*vestitum*, Wall.—*Adiantum caudatum*.  
*villosum*, Lin. *Sp. Pl.* 1558.—W. Indies: Jamaica, Trinidad,  
Cuba, St. Vincent's; S. America: Guiana, Surinam, Ve-  
nezuela (*Fendl.* 85), New Grenada, Panama (*Cuming*  
1203), Mexico (*Galeott.* 6303).  
*Adiantum villosum*, *Sw. Syn.* 124; *Willd. Sp.* 444; *Schleuhr, Crypt.* 111,  
t. 120; *Spr. Syst.* 113 (excl. syn. Sw.); *Desv. Prod.* 309; *Presl,*  
*Tent.* 157; *M. et Gal. Foug. Mex.* 69; *Kze. Lin.* ix. 79; xviii. 337;  
xxi. 223; xxiii. 218; *Hook. Sp. Fil.* ii. 18; *Fée, Gen.* 113.  
*Adiantum lanceolatum*, *Fée, Gen.* 113, 115. ?  
*Adiantum acuminatum*, *Desv. Ber. Mag.* v. 327—f. Spr.; *Id. Prod.* 309  
*Adiantum varium*, *Presl, Tent.* 157, t. 6, fig. 13; *Lowe, Ferns*, iii. t. 18.  
*Adiantum tetraphyllum*, *Sieb. Syn.* 158—f. Hk.

- β. macrosorum*, (*Hk. Sp. Fil.* ii. 18.)—Trinidad.
- γ. falcatum*. W. Indies.—Sloane, *Jam.* i. t. 55, fig. 1; *Pluk.* t. 253, fig. 1.  
*Adiantum falcatum*, *Sw. Fl. Ind. Occ.* iii. 1715; *Id. Syn.* 123; *Willd. Sp.* 435; *Spr. Syst.* 111; *Desv. Prod.* 308; *Hk. Sp. Fil.* ii. 19; *Fée, Gen.* 113.
- viride*, Vahl.—*Pteris hastata*.
- Wilesianum, *Hook. Sp. Fil.* ii. 50, t. 83 C.—Jamaica; Mexico Tabasco (*Lind.* 1503).  
*Adiantum Wilesianum*, *Fée, Gen.* 113.  
 ? *Adiantum crenatum*, *Willd. Sp. Pl.* v. 446.—f. *Hk.*
- Wilsoni, *Hook. Sp. Fil.* ii. 6, t. 72 A.—Jamaica.  
*Adiantum Wilsoni*, *Lowe, Ferns* iii. t. 16.  
*Hewardia Wilsoni*, *Fée, Gen.* 122.

**AGLAOMORPHA**, *Schott, Gen. Fil.* t. 19 [*Synopsis* p. lxxix.]

- Meyeniana*, *Schott, Gen. Fil.* t. 19.—Philippines (*Cuming* 49).  
*Aglaomorpha Meyeniana*, *J. Sm. Hk. J. Bot.* iii. 398; iv. 62; *Hk. Gen.* t. 91; *Fée, Gen.* 266; *Brack. U. S. Exped.* xvi. 56; *Mett. Fil. Lips.* 38, t. 25, fig. 32, 33; *Kze. Schkr. Supp.* i. 191, t. 81.  
*Drynaria Proustiana*, *Gaud. Voy. Bon.* t. 3.  
*Polypodium flabelliferum*, *Goldm. N. Act. Acad. N. C.* xix. sup. i. 465.  
*Psidium elegans*, *Presl, Tent.* 200, t. 8, fig. 21, 22.

**Aleicornium**, *Gaudichaud, Frey. Voy.* 48.

*vulgare*, Gaud.—*Platyserium aleicorne*.

**Aleuritopteris**.—*Fée, Gen. Fil.* 153.

- argentea*, *Fée*.—*Cheilanthes argentea*.  
*argyrophylla*, *Fée*.—*Cheilanthes farinosa*.  
*candida*, *Fée*.—*Nothochlæna pulveracea*.  
*dealbata*, *Fée*. }  
*farinosa*, *Fée*. } —*Cheilanthes farinosa*.  
*indica*, *Fée*. }  
*mexicana*, *Fée*.—*Cheilanthes farinosa β*.  
*pulveracea*, *Fée*.—*Nothochlæna pulveracea*.  
*sulphurea*, *Fée*.—*Cheilanthes farinosa β*.

**ALLANTODIA**, *R. Brown, Prod.* 149 (reduct.); *Id. Wallich, Pl. Asiat. Rar.* i. 44, t. 52 [*Synopsis* p. li.]

- æmula*, *Desv.*—*Lastrea æmula*.  
*aspidioides*, “Bl.”: *De Vriese, Hb. Kze.*—*Asplen. propinquum*.  
*aspidioides*, *Kze.*—*Athyrium scandicinum*.  
*asplenioides*, *Kze.*—*Diplazium asplenioides*.  
*australis*, *R. Br.*—*Asplenium australe*.  
*axillaris*, *Klfs.*—*Asplenium axillare*.

*Brunoniana*, Wall. *Pl. Asiat. Rar.* i. 44, t. 52; *Id. Cat.* p. 63.

—Ceylon, Java, Tahiti.

*Allantodia Brunoniana*, *J. Sm. Hk. Journ. Bot.* iv. 177; *Hook. Gen.*

*Fil.* t. 120 A; *Kze. Bot. Zeit.* vi. 189.

*Hemidictyum*? *Brunonis*, *Presl, Tent.* 111, t. 3, fig. 25, 26.

*Asplenium Brunonianum*, *Metten. Fil. Lips.* 71.

*Asplenium reticulatum*, *Wall. Cat.* 188.

*cordifolia*, Desv.—*Llavea cordifolia*.

*costalis*, Desv.—*Asplenium costale*.

*decurtata*, Kze.—*Athyrium decurtatum*.

*deflexa*, Kze.—*Asplenium deflexum*.

? *denticulata*, Wall.—*Athyrium tenuifrons*.

*Fieldingiama*, Kze.—*Asplenium Fieldingianum*.

*Hohenackeriana*, Kze.—*Athyrium Hohenackerianum*.

*incisa*, Wall.—*Athyrium pectinatum*.

*nitidula*, Kze.—*Asplenium nitidulum*.

*oligantha*, Desv.—*Asplenium Aitoni*.

*paludosa*, Zippel. MS.—*Asplenium paludosum*.

*procera*, Wall.—*Asplenium procerum*.

? *scabra*, Kze.—*Athyrium scabrum*.

*scandicina*, Klfs.—*Athyrium scandicinum*.

*Solenopteris*, Kze.—*Athyrium Solenopteris*.

*spectabilis*, Wall.—*Athyrium spectabile*.

[*strigosa*, *Bevis: Loud. Hort. Brit. Supp.* ed. nov. (1850) 485.

—“Madeira”—*Kze. Lin.* xxiii. 218.]

*sylvatica*, Blume.—*Asplenium sylvaticum*.

? *tenella*, Wall.—*Athyrium tenuifrons*.

*tenera*, R. Br.—*Asplenium assimile*.

*tenera*, A. Cunn.—*Asplenium australe*.

*umbrosa*, R. Br.—*Asplenium Aitoni*.

**Alloesthes**, M. [§ sub **NOTHOCHLENA** p. lxx.]

**ALLOSORUS**, *Bernhardi*, *Schrad. neues Jour. Bot.* 1806, i. part ii. 5, 36; t. 2, fig. 6. [*Synopsis* p. lxxviii.]

*acclivis*, Kze.—? *Pteris acclivis*.

*acrostichoides*, Spr.—*Cryptogramma acrostichoides*.

*acutifolius*, Presl.—*Pteris aquilina*.

*adiantoides*, Presl.—*Pteris adiantoides*.

*andromedæfolius*, Klfs.—*Platyloma andromedæfolium*.

*angustifolius*, Presl.—*Cheilanthes angustifolia*.

*aquilinus*, Presl.—*Pteris aquilina*.

*arachnoideus*, Presl.—*Pteris aquilina* β.

*argenteus*, Presl.—*Cheilanthes argentea*.

*argyrophyllus*, Presl.—*Cheilanthes farinosa*.

*atropurpureus*, Kze.: Presl.—*Platyloma atropurpureum*.

*auratus*, Presl.—*Onychium auratum*.

- aurantiacus*, Presl.—*Cheilanthes aurantiacus*.  
*auriculatus*, Presl.—*Cheilanthes auriculatus*.  
*Brunonianus*, J. Sm.—*Cryptogramma Brunoniana*.  
*cæspitosus*, Kze.—*Cheilanthes marginata*.  
*cæspitosus*, Presl.—*Cheilanthes varians*.  
*caffrorum*, Bernh.—*Cheilanthes hirta*.  
*Calomelanos*, Presl.—*Pteris Calomelanos*.  
*capensis*, Bernh.—*Adiantopsis capensis*.  
*capensis*, Presl.—*Onychium japonicum*.  
*cartilagineus*, Presl.—*Cheilanthes rigida*.  
*caudatus*, Presl.—*Pteris aquilina*  $\gamma$ .  
*chærophyllus*, M. et Gal. } —*Cheilanthes marginata*.  
*ciliatus*, Presl. }  
*contractus*, Hook.—*Pteris hastata*  $\delta$ .  
*cordatus*, Hook.—*Platyloma sagittatum*.  
*cordatus*, Presl.—*Platyloma cordatum*.  
*crispus*, Bernh. *Schrad. neues Journ. Bot.* 1806, i. part ii. 36.—  
 Europe: Lapland and Norway to Italy and Spain; Sitka;  
 N. America; Isle Royal, Lake Superior (form. *gracilior*)  
 —Pluk. t. 3, fig. 2.  
*Allosorus crispus*, *Spr. Syst.* 65; *Presl, Tent.* 152; *Link, Fil. Sp.* 61;  
*J. Sm. Hk. Journ. Bot.* iv. 49; *Hook. Gen. Fil.* 115 B (sori too  
 long); *Newm. Brit. Ferns*, 35; *Moore, Brit. Ferns*, 70; *Sowerby,*  
*Ferns*, 69, t. 39; *Moore, Nat. Print Ferns of Gt. Brit.* t. 8; *Moore*  
*et Houlst. Gard. Mag. Bot.* iii. 19, fig. 5; *Kze. Lin.* xxiii. 219;  
*Koch. Syn.* ed. 2, 985; *Ledeb. Fl. Ross.* iv. 525; *Metten, Fil. Lips.*  
*44*; *Lowe, Ferns*, iii. t. 34.  
*Acrostichum crispum*, *Villars, Dauph.* iii. 838.  
*Blechnum crispum*, *Hartm. Fl. Scand.* ed. 3, 255.  
*Cryptogramma crispa*, *R. Br. App. Frankl. Journ.* 754, 787; *Hook. et*  
*Arn. Br. Fl.* 575; *J. Sm. Cat. Ferns*, 30.  
*Osmunda crispa*, *Lin. Sp. Pl.* 1512; *Bolt. Fil.* 10, t. 7; *Fl. Dan.* t. 496.  
*Osmunda rupestris*, *Salisb. Prod.* 402.  
*Onoclea crispa*, *Hoffm. Deutsch. Fl.* ii. 11.  
*Phorolobus crispus*, *Desv. Prod.* 291; *Fée, Gen.* 131, t. 7 D.  
*Pteris crispa*, *Lin. MS.*—f. Sm.; *Allioni, Fl. Ped.* ii. 284; *Sw. Schrad.*  
*Journ.* 1801, i. 287; *Id. Syn. Fil.* 101 (excl. syn. Amm.); *Sm. Fl.*  
*Brit.* 1137; *Id. Eng. Bot.* t. 1160; *Schkuhr, Crypt.* 90, t. 98; *Willd.*  
*Sp.* 395 (excl. syn. Gmel.)  
*Pteris tenuifolia*, *Lam. Fl. Franc.* i. 13.  
*Riedlea crispa*, *Mirbel*.  
*Stegania crispa*, *R. Br. Prod. Fl. Nov. Holl.* 152 (in obs.)  
*Stegania onocleoides*, *Gray, Brit. Pl.* ii. 16.  
*Struthiopteris crispa*, *Wallr., Bluff et Fing. Comp. Fl. Germ.* iii. 27.  
*crispus*, Klfs.—*Cryptogramma acrostichoides*.  
*cuneatus*, Presl.—*Cheilanthes cuneata*.  
*cuspidatus*, Hochst.—*Onychium melanolepis*.  
*dealbatus*, Presl.—*Cheilanthes farinosa*.  
*decompositus*, M. et Gal.—*Cheilanthes angustifolia*.  
*domingensis*, Presl.—*Adiantum deltoideum*.  
*durus*, Presl.—*Cheilanthes* ? *dura*.  
*esculentus*, Presl.—*Pteris esculenta*.

- falcatus*, Kze.—*Platyloma falcatum*.  
*farinosus*, Kze.—*Gymnogramma Ornithopteris*.  
*farinosus*, Presl.—*Cheilanthes farinosa*.  
*flexuosus*, Kze.—*Platyloma flexuosum*.  
*formosus*, Liebm.—*Platyloma pulchellum*.  
*foveolatus*, Rupr.—*Cryptogramma acrostichoides*.  
*fragrans*, Bernh.—*Cheilanthes fragrans*.  
*gracilis*, Presl.—*Allosorus Stelleri*.  
*hastatus*, Presl.—*Pteris hastata*.  
*heterophyllus*, Bernh.—*Pteris heterophylla*.  
*heterophyllus*, Presl.—*Pteris pilosa*.  
*hirsutus*, Presl.—*Cheilanthes chilensis*.  
*hottentottus*, Presl.—*Pteris aquilina*.  
*imbricatus*, Presl.—*Jamesonia imbricata*.  
*intramarginalis*, Presl.—*Cheilanthes intramarginalis*.  
? *involutus*, Presl.—*Pteris involuta*.  
*Karwinskii*, Kze.—*Llavea cordifolia*.  
*lanuginosus*, Presl.—*Pteris aquilina*.  
*lorigerus*, Presl.—*Pteris semihastata*  $\gamma$ .  
*macrophyllus*, Hook.—*Pteris hastata*  $\beta$ .  
*marginatus*, J. Sm.—*Cheilanthes marginata*.  
*melanolepis*, Dcne.—*Onychium melanolepis*.  
*microphyllus*, Bernh.—*Cheilanthes microphylla*.  
*minutus*, Turcz.—*Allosorus Stelleri*.  
*mucronatus*, Eaton.—*Cheilanthes mucronatus*.  
*multifidus*, Bernh.—*Cheilanthes multifida*.  
*nitidulus*, Presl.—*Cheilanthes nitidula*.  
*ochraceus*, Hook.—*Cheilanthes ochracea*.  
*paradoxus*, Kze.—*Platyloma Brownii*.  
*parvilobus*, Bernh.—*Cheilanthes hirta*  $\beta$ .  
*psittacinus*, Presl.—? *Pteris esculenta*  $\beta$ .  
*pteroides*, Bernh.—*Cheilanthes pteroides*.  
*pulchellus*, M. et Gal.—*Platyloma pulchellum*.  
*pulchellus*, Presl.—*Cheilanthes pulchella*.  
*pulveraceus*, Presl.—*Nothochlæna pulveracea*.  
*pusillus*, Bernh.—*Cheilanthes fragrans*.  
*quadripinnatus*, Presl.—*Pteris quadripinnata*.  
*recurvatus*, Presl.—*Pteris aquilina*.  
*resistens*, Kze. Hb.—*Pteris resistens*.  
*rigidus*, Kze.—*Cheilanthes rigida*.

? *robustus*, Kze. *Lin.* x. 502; *Id. Schkuhr, Supp.* ii. 7, t. 104, fig. 1.—S. Africa.

*Onychium* ? *robustum*, Fée, *Gen.* 132.

- rotundifolius*, Kze.—*Platyloma rotundifolium*.  
*sagittatus*, Presl.—*Platyloma sagittatum*.  
*scaberulus*, Presl.—*Pteris scaberula*.

*sitchensis*, Rupr.—*Cryptogramma sitchensis*.

*Stelleri*, Rupr. *Dist. Crypt. Ross.* 47, (v. spec. Hb. Imp. Petrop.)

—Siberia: baikal. et orient.; India: Kumaon, N. W.

Thibet (Hb. Hook.); N. America: Canada, United States

—Vermont to Winsconsin.

*Allosorus Stelleri*, Ledeb. *Fl. Ross.* iv. 526.

*Allosorus minutus*, Turcz. *Pl. Ess.*; *Id. Trauttt. Imag. Fl. Ross.* (1844) 9, t. 3; *Id. Bull. Soc. Imp. Mosc.* 1856, 78.

*Allosorus gracilis*, Presl, *Tent.* 153; *J. Sm. Hook. Journ. Bot.* iv. 49; *Kze. Lin.* xxiii. 219; *Rupr. Dist. Crypt. Ross.* 47; *A. Gray, Bot.*

*North U. States*, 591, t. 9; *Metten. Fil. Lips.* 44.

*Cheilanthes gracilis*, Klfs. *Enum.* 209; *Spr. Syst.* 115.

*Cryptogramma gracilis*, Torrey—f. Kze.

*Pteris Stelleri*, Gmelin, *Nov. Com. Petrop.* xii. 519, t. 12, fig. 1.

*Pteris minuta*, Turcz. *Cat. Pl. Baik. Dah.* 1346.

*Pteris gracilis*, Michx. *Fl. Bor. Amer.* ii. 262; *Sw. Syn.* 99; *Willd. Sp.* 376; *Desv. Prod.* 299.

*subverticillatus*, Presl.—*Cheilanthes ternifolia*.

*sulphureus*, Presl.—*Cheilanthes farinosa* β.

*tauricus*, Presl.—*Pteris aquilina*.

*tenuifolius*, Bernh.—*Cheilanthes tenuifolia*.

*ternifolius*, Kze. MS: Kl.—*Cheilanthes ternifolia*.

*villosus*, Presl.—*Pteris aquilina*.

*viridis*, Bernh.—*Pteris hastata*.

**Allosorus**, Auct.—ALLOSORUS.

**Allothecium**, M. [§ sub PLEOPELTIS, p. lxxviii.]

**ALSOPHILA**, R. Brown, *Prod. Fl. Nov. Holl.* 158

[*Synopsis* p. cv.]

*aculeata*, *J. Sm. Lond. Journ. Bot.* i. 667.—S. America: Brazil, (*Gardn.* 27), Santarem (*Spruce* 614), B. Guiana (*Rich. Schomb.* 245), Surinam (*Kappl.* 1778), Cayenne, I. of Morro, S. Darien; W. Indies: Trinidad, Jamaica.

*Alsophila aculeata*, *Kze. Lin.* xxi. 236 (note); xxiii. 220; *Id. Bot Zeit.* ii. 327.

*Alsophila armata*, *Mart. Icon. Crypt. Bras.* 72, t. 28, 48; *Splüg. Tijdsch. Nat.* vii. 429; *Schnizl. Icon.* i. t. 26a; *Metten. Fil. Lips.* 109.

*Alsophila ferox*, *Presl, Tent.* 62; *Id. Die Gefassb.* 33, t. 6, fig. 19, 20; *Kl. Lin.* xviii. 540; *Fée, Gen.* 346; *Hook. Sp. Fil.* i. 41; *Brack. U. S. Expl. Exped.* xvi. 284; *Kze. Bot. Zeit.* ii. 327.

*Alsophila Raddiana*, *Gaudichaud MS.*

*Chnoophora aculeata*, *Klfs. in Hb. Mart.*

*Cyathea ferox*, *Presl, Del. Prag.* i. 190.

*Polypodium aculeatum*, *Raddi, Syn. Fil.* 78; *Id. Fil Bras.* 27, t. 42 (excl. syn. *C. hirsuta*, Pr.); *Spr. Syst.* 61; *Desv. Prod.* 242.

*Polypodium armatum*, *Willd. Hb.* 19718 (ex Jamaica)—f. Kze.

—β. *bullata*.—Guiana:

*Alsophila ferox* β. *Hook. Sp. Fil.* i. 41.

*aculeata*, *Hook.*—*Alsophila echinata*.

*aculeata*, *Kl.*—*Alsophila mollissima*.



- acuminata*, J. Sm.—*Alsophila Miersii*.  
*acuta*, Presl.—*Alsophila glauca* β.  
*adpersa*, *Klfs. Hb*: *Kze. Bot. Zeit.* ii. 314 (in obs.)—Brazil.  
*affinis*, Fée.—*Alsophila pruinata*.  
*alata*, “Kze.”: Fée (?) }  
*alutea*, Kze. (err. typ.) } —*Alsophila phalerata* β.  
*alutacea*, Kze. }  
*alternans*, Wall.—*Amphicosmia alternans*.  
*arbuscula*, *Presl, Tent. Pter.* 61.—Brazil (*Gardn.* 114, 5637);  
 Para (*Spruce* 32).  
*Alsophila arbuscula*, *Kze. Bot. Zeit.* ii. 313.  
*Polypodium arbuscula*, *Beyrich Hb.*—f. Pr.  
*Alsophila procera*, *Mart. Icon. Crypt. Bras.* 64, t. 40 (excl. f. 1.)—f. Kze.  
*armata*, *Presl, Tent. Pter.* 62.—W. Indies: Jamaica; S. Ame-  
 rica: Brazil, New Grenada (*Lind.* 842), I. of Taboga.  
*Alsophila armata*, *Hook. Sp. Fil.* i. 40; *Fée, Gen.* 346.  
*Alsophila Swartziana*, *Mart. Icon. Crypt. Bras.* 73, t. 49.  
*Alsophila vestita*, *J. Sm. Hook. Lond. Journ. Bot.* i. 667.—f. Hk.  
*Alsophila biserrata*, *Kl. MS: Hb. Hk.*  
*Polypodium armatum*, *Swartz. Fl. Ind. Occ.* iii. 1684; *Id. Syn.* 41;  
*Willd. Sp.* 207; *Spr. Syst.* 61; *Desv. Prod.* 242.  
 —β. *pilosissima* (*Hk. Sp. Fil.* i. 40).—I. of Gorgona, Cen-  
 tral America.  
 —γ. *Menziesii* (*Hk. Sp. Fil.* i. 40).—Brazil (*Gardn.* 118);  
 Venezuela (*Fendl.* 49); Cocos Island.  
*armata*, *Mart.*—*Alsophila aculeata*.  
*armigera*, *Kze. Lin.* ix. 98; *Id. Bot. Zeit.* ii. 314.—Peru.  
*Alsophila armigera*, *Presl, Tent.* 61, t. 1, fig. 20; *Id. Die Gefassb.* 32,  
 t. 6, fig. 14 (stipes); *Hk. Sp. Fil.* i. 39.  
*articulata*, J. Sm. MS.—*Alsophila aspera*.  
*aspera*, *R. Br. Prod. Fl. Nov. Holl.* 158 (in obs.)—W. Indies:  
 Jamaica, St. Vincent's, Martinique, Cuba (*Lind.* 1740,  
 2177), Montserrat, Gaudeloupe, Porto Rico, St. Kitt's,  
 Grenada; S. Darien.  
*Alsophila aspera*, *Spr. Syst.* 124; *Desv. Prod.* 319; *Hk. et Grev. Icon.*  
*Fil.* t. 213-215; *Hook. Gen. Fil.* t. 21; *Id. Sp. Fil.* i. 39; *Presl,*  
*Tent.* 62; *J. Sm. Lond. Journ. Bot.* i. 666; *Kze. Lin.* xxiii. 220; *Id.*  
*Bot. Zeit.* ii. 314.  
*Alsophila nitens*, *J. Sm. Lond. Journ. Bot.* i. 667.—f. Hk.  
*Alsophila articulata*, *J. Sm. MS: Moore et Hoult. Gard. Mag. Bot.* iii.  
 331, fig. 81.  
*Alsophila nitida*, *Kze. Hb.*—f. Booth in *Hb. Hook.*  
 ? *Alsophila muricata*, *Desv. Prod.* 319.  
*Cyathea aspera*, *Swartz, Schrad. Journ.* 1800, ii. 93; *Id. Syn.* 139;  
*Willd. Sp.* v. 496.  
*Cyathea muricata*, *Sieb. Fl. Mixt.* 337—f. Hk.; *Id. Fl. Mart.* 374—f.  
*Klfs.*; *Klfs. Enum.* 259; ? *Willd. Sp.* v. 497.  
 —β. *spinosa* (*Hk. Sp. Fil.* i. 40, t. 19 B.)—St. Vincent's.  
 —γ. *serrata*.—Jamaica.  
*Alsophila serrata*, *J. Sm. Lond. Journ. Bot.* i. 666; *Hk. Sp. Fil.* i. 49.  
 [Gen. 9. Sp. 182.]

- δ. gibbosa*.—Br. Guiana (*Rich. Schomb.* 1124); Caraccas.  
*Alsophila gibbosa*, *Kl. Lin.* xviii. 542; *Metten. Fil. Lips.* 108.
- atrovirens*, *Presl, Tent. Pter.* 61.—Brazil: ? Rio Negro (*Spruce* 614), Caraccas (*Lind.* 177), Mexico Tabasco (*Lind.* 1919).  
*Alsophila atrovirens*, *Hk. Sp. Fil.* i. 46; *Fée, Gen.* 346.
- Alsophila compta*, *Mart. Icon. Crypt. Bras.* 66, t. 41; *Presl, Tent.* 61; *J. Sm. Lond. Journ. Bot.* i. 667; *Kze. Lin.* xxiii. 220; *Hk. Sp. Fil.* i. 42; *Fée, Gen.* 346.
- Cyathea compta*, *Mart. Denkschr. Regens.* ii. 146, t. 2, fig. 1, 2 (caud.)
- Polypodium atrovirens*, *Langsd. et Fisch. Icon. Fil.* 12, t. 14 (f. spec. *Langsd. Hb. Mus. Brit.*); *Willd. Sp.* 188; *Spr. Syst.* 55; *Desv. Prod.* 237.
- Polypodium venerabile*, *Beyrich Hb.* (Pr.)
- aurea*, *Fée, Cat. lith. Foug. Mex.* 25.—Mexico (*Schaffn.* 264).  
*Cyathea aurea*, *Schaffn. MS.*—f. *Fée.*
- australis*, *R. Br. Prod. Fl. Nov. Holl.* 158.—N. Holland (*Sieb. Syn.* 122; *Fl. Mixt.* 241); Victoria; Tasmania.  
*Alsophila australis*, *Spr. Syst.* 124; *Desv. Prod.* 319; *Presl, Tent.* 61, t. 1, fig. 6; *J. Sm. Lond. Journ. Bot.* i. 666; *Kze. Lin.* xxiii. 220; *Id. Bot. Zeit.* ii. 343; *Hk. Sp. Fil.* i. 50, t. 19 A; *Fée, Gen.* 346; *Brack. U. S. Expl. Exped.* xvi. 284.
- axillaris*, *M.*—Brazil; Guiana (*Kze.*); ? Jamaica.  
*Alsophila hirsuta*, *Kze. Lin.* ix. 98; *Id. Bot. Zeit.* ii. 329; *Hk. Sp. Fil.* ii. 45 (excl. syn. *Klfs. et Mart.*); *Brack. U. S. Expl. Exped.* xvi. 285; *Presl, Die Gefassb.* 33, t. 7, fig. 1.  
*Alsophila Pohlil*, *Presl, Tent. Pter.* 62.  
*Cyathea hirsuta*, *Presl, Del. Prag.* i. 190; *Spr. Syst.* 126.  
*Phegopteris axillaris*, *Fée, Gen. Fil.* 243.  
*Polypodium, axillare*, *Raddi, Syn. Fil.* 77; *Id. Fil. Bras.* 27, t. 41; *Spr. Syst.* 61; *Desv. Prod.* 242.
- Beyrichiana*, *J. Sm. MS.*—*Amphicosmia Beyrichiana.*
- biserrata*, *Kl. MS.*—*Alsophila armata.*
- Blanchetiana*, *Presl, Epim. Bot.* 28.—Brazil (*Blanch.* 77).  
*Alsophila Blanchetiana*, *Fée, Gen. Fil.* 346.
- blechnoides*, *Hook.*—*Amphidesmium blechnoides.*
- Blumei*, *Kze.*—*Alsophila glauca.*
- brevis*, *J. Smith, Lond. Journ. Bot.* i. 667.—Brazil: Rio de Janeiro.  
*Alsophila brevis*, *Hook. Sp. Fil.* i. 49.
- Brunoniana*, *Wall. Cat.* 7073.—India; Sylhet, Khasya, Mishmee, Naya Hills, Cachar (reg. trop.)  
*Alsophila Brunoniana*, *Hook. Sp. Fil.* i. 52.
- capensis*, *J. Sm.*—*Amphicosmia capensis.*
- caracasana*, *Kl.*—*Alsophila infesta.*
- caudata*, *J. Sm. Hook. Journ. Bot.* iii. 419.—Philippines (*Cuming* 267), ? Ceylon.  
*Alsophila caudata*, *Hook. Sp. Fil.* i. 52, t. 20 B; *Fée, Gen.* 346; *Brack. U. S. Expl. Exped.* xvi. 285; *Kze. Bot. Zeit.* vi. 284 (in obs.); *Haskl. Kew Journ. Bot.* vii. 324.  
 (See also *Alsophila speciosa.*)

- cinerea*, Mart. et Lind.—*Alsophila pruinata*.  
*Colensoi*, *Hook. fil. Fl. N. Zeal.* ii. 8, t. 73.—New Zealand.  
*Polypodium ruahinense*, *Colenso MS: Hb. Hk.*
- comosa*, *Wall. Cat. note* p. 64.—India: Khasya, Singapore; Java.  
*Alsophila comosa*, *Hook. Sp. Fil.* i. 53, t. 20 A; *Fée, Gen.* 346.  
*Athyrium comosum*, *Presl, Tent. Pter.* 98, 290.  
*Cystopteris comosa*, *Presl, Tent. Pter.* 93.  
*Polypodium comosum*, *Wall. Cat.* 319.
- β. *Walkeria* (*Hk. Sp. Fil.* i. 53).—Ceylon *Gardn.* 1267).
- compta*, Mart.—*Alsophila atrovirens*.  
*contaminans*, *Wall.*—*Alsophila glauca*.  
*cordata*, *Kl. Bot. Zeit.* iv. 104; *Id. Lin.* xx. 441.—Columbia (*Karsten* 168).  
*crenata*, *Kze. Bot. Zeit.* ii. 312; *Id. Lin.* xxii. 580.—Brazil (*Regn.* i. 479).  
*Trichopteris crenata*, *Pohl. MS: Hb. Pal. Vindob.*—f. *Kze.*
- curida*, (? err. typ.) *Hort. Belg.*—*Alsophila Miquelii*.  
*crinita*, *Hook. Sp. Fil.* i. 54; *Id. Icon. Pl.* t. 671.—Ceylon (*Gardn.* 1055); *Neilgherries (Schmid* 116, 171); Java.  
*Alsophila crinita*, *Fée, Gen.* 346; *Kze. Lin.* xxiv. 294; *Heskl. Kew Journ. Bot.* vii. 325.
- dealbata*, *Presl.*—*Alsophila glauca*.  
*debilis*, *Bl. MS.*—*Alsophila latebrosa*.  
*Deckeriana*, *Kl. MS: Kze.*—*Alsophila pruinata*.  
*decurrens*, *Hook. Sp. Fil.* i. 51.—South Sea Islands; Samoan Islands.  
*Alsophila decurrens*, *Brackenridge, U. S. Expl. Exped.* xvi. 289.  
*Cyathea ? extensa*, *Hook. App. Nightingale's Voyage.*
- Dombeyi*, *Desv. Prod.* 320.—Peru.  
*Alsophila Dombeyi*, *Hook. Sp. Fil.* i. 48.
- echinata*, *M. [Synops. cv.]*—Trinidad.  
*Alsophila aculeata*, *Hook. Sp. Fil.* i. 49; non *J. Sm: Kze.*  
*Gymnosphaera aculeata*, *J. Sm. Lond. Journ. Bot.* i. 667.
- elegans*, *Mart. Icon. Crypt. Bras.* 63, t. 38.—Brazil.  
*Alsophila elegans*, *Hook. Sp. Fil.* i. 35; *Kze. Bot. Zeit.* ii. 312; *Id. Lin.* xxiii. 220.  
*Chnoophora elegans*, *Hort.*—f. *Kze.*  
*Trichopteris elegans*, *Presl, Tent.* 59; *Id. Die Gefassb.* 32, t. 6, fig. 13 (stipes); *J. Sm. Lond. Journ. Bot.* i. 668; *Fée, Gen.* 347.
- elongata*, *Hook. Sp. Fil.* i. 43.—Columbia (*Hartweg* 1528; 1521, *Hb. Hk.*); Esmeraldas (*Barclay* 865); S. Darien; Isl. of Tumaco.  
*Alsophila elongata*, *J. Sm. Bot. Voy. Herald.* i. 241.  
*Alsophila tumacensis*, *J. Sm. Lond. J. Bot.* i. 667; *Hk. Sp. Fil.* i. 49.
- erubescens*, *Kze. Bot. Zeit.* ii. 344 (in obs.)—Bourbon.

*excelsa*, R. Br. *Prod. Fl. Nov. Holl.* 158 (in obs.)—Norfolk Island; Feejee Islands; ? N. Holland; Illawarra.

*Alsophila excelsa*, Presl, *Tent.* 62; *Id. Die Gefassb.* 35; *Endl. Prod. Fl. Norf.* 16; *Hook. Gen. Fil.* t. 9; *Id. Sp. Fil.* i. 49, t. 18 A; *Backhouse, Narrative*, 265 with tab.; *Bauer, Ill. Norf.* t. 142, 217; *J. Sm. Lond. J. Bot.* i. 667; *Kze. Bot. Zeit.* ii. 343; *Fée, Gen.* 346.

*excelsa*, Mart.—*Alsophila Tænitis*.

*extensa*, R. Br.—*Alsophila lunulata*.

*extensa*, Desv.—*Cyathea medullaris*.

*extensa*, Hook. et Arn.—*Cyathea medullaris*  $\gamma$ .

*extensa*, Moritz.—*Cyathea excelsa*.

*ferox*, Presl.—*Alsophila aculeata*.

*ferox*,  $\gamma$ . Hook.—*Alsophila paleolata*.

? *Finlaysoniana*, Wall. *Cat.* under 2221.—India: ? Eastern peninsula.

*Polypodium Finlaysonianum*, Wall. *Cat.* 2221 (no spec. in Hb.)

*Fischeriana*, Regel.—*Polypodium grande*.

*fragilis*, Zoll.—*Nephrodium lineatum*.

*fulva*, M. et Gal.—*Cyathea Schanschin*.

*fumata*, Kl.—*Alsophila infesta*  $\beta$ .

*Gardneri*, Hook. *Sp. Fil.* i. 40.—Brazil (*Gardn.* 5330).

*Alsophila Gardneri*, *Kze. Bot. Zeit.* ii. 327.

— $\beta$ . *nigrescens*, (*Hook. Sp. Fil.* i. 40).—S. Brazil.

*Cyathea nigrescens*, Kl. *Hb. Reg. Bras. Ber.*—f. Hk.

*gibbosa*, Kl.—*Alsophila aspera*  $\delta$ .

*gigantea*, Mart.—*Alsophila glabra*.

*glabra*, Hook. *Sp. Fil.* i. 51.—Java, Penang, Ceylon, (*Gardn.* 1056); India: Nepal, Sylhet, Chittagong, Khasya, Assam, Bootan (*pubescent*), Sikkim, Coorg, Concan, Moulmein, Tenasserim, Mergui.

*Alsophila glabra*, *Fée, Gen. Fil.* 346.

*Alsophila venulosa*, Wall. *Cat.* p. 63 (note).

*Alsophila umbrosa*, Wall. *Cat.* p. 64 (note).

*Alsophila gigantea*, Mart. *Icon. Crypt. Bras.* 75 (in obs.); *Presl, Tent.*

61; *Hook. Sp. Fil.* i. 53; *Fée, Gen.* 346; *Moore [Synops. cv.]*

*Alsophila Helferiana*, Presl, *Die Gefassb.* 33. t. 6, fig. 17.

*Cyathea venulosa*, Wall. *Cat.* 180.

*Dichorexia gigantea*, Presl, *Die Gefassb.* 36, t. 7, fig. 5.

*Gymnosphæra glabra*, Blume, *Enum.* 242—f. spec. Hb. Hook. et J. Sm;

*Presl, Tent.* 246; *J. Sm. Lond. Journ. Bot.* i. 667.

*Gymnosphæra gigantea*, Hook. *Gen. Fil.* sub. t. 100; *J. Sm. Lond.*

*Journ. Bot.* i. 667.

*Polypodium altissimum*, Wall. *Hb.*

*Polypodium giganteum*, Wall. *Cat.* 321.

*Polypodium sexpedale*, Buchan. (*Ham.*) *MS: Hb. Mus. Brit.*

*Polypodium umbrosum*, Wall. *Cat.* 336.

*glauca*, J. Sm. Hook. *Journ. Bot.* iii. 419; *Id. Lond. Journ. Bot.* i. 666.—Java (*Zoll.* 1897 a, 2540, 2541); Moluccas;

[*Gen.* 9. *Sp.* 206.]

Philippines (*Cuming* 71, 191); Penang; N. Guinea (*Barclay* 3576); India: Sylhet.

*Alsophila glauca*, *Fée*, *Gen.* 346; ? *Goldm. Nov. Act. N.C.* xix. supp. 465.

*Alsophila contaminans*, *Wall. Cat.* p. 64 (note); *Mart. Icon. Crypt. Bras.* 75; *Hook. Sp. Fil.* i. 52, t. 18 B; *Fée*, *Gen.* 346; *Kze. Bot. Zeit.* ii. 344; iv. 475; vi. 285; *Id. Lin.* xxiii. 220; *Presl, Die Gefassb.* 34, t. 7, fig. 3 (stipes); *Heskl. Kew Journ. Bot.* vii. 323.

*Alsophila Blumei*, *Kze. MS. olim.*

*Alsophila spinosa*, *Kl. MS. Pl. Hoffmannsegg.*

*Alsophila dealbata*, *Presl, Die Gef.* 35, note (Cum. 191); *Fée*, *Gen.* 346.

*Alsophila Smithiana*, *Presl, Die Gefassb.* 34, t. 7, fig. 4 (*Cuming* 71); *Fée*, *Gen.* 346.

*Alsophila Wallichiana*, *Presl, Tent.* 61; *Hook. Sp. Fil.* i. 55.

*Chnoophora glauca*, *Bl. Enum.* 243 (excl. syn. Bory)—*f. spec.* Hb. Hk.

*Polypodium contaminans*, *Wall. Cat.* 320.

—β. *acuminata*.—Philippines (*Cuming* 345).

*Alsophila contaminans*, β. *Hook. Sp. Fil.* i. 52.

*Alsophila acuta*, *Presl, Die Gefassb.* 35 (note); *Fée*, *Gen.* 346.

—γ. *densa*.—Java.

*Alsophila contaminans*, γ. *Heskl. Kew Journ. Bot.* vii. 324.

—δ. *microloba*.—Java.

*Alsophila contaminans*, δ. *Heskl. Kew Journ. Bot.* vii. 324.

—ε. *setulosa*.—Java.

*Alsophila myelopioides*, *Heskl. MS.*

*Alsophila contaminans*, ε. *Heskl. Kew Journ. Bot.* vii. 324.

—ζ. *squamulata*.—Java.

*Alsophila contaminans*, ζ. *Heskl. Kew Journ. Bot.* vii. 324.

[*glauca*, *Hort: Metten. Fil. Lips.* 109.—? . . . .]

*glaucescens*, *Wall. Cat.* 7074.—India: Sylhet.

*Alsophila glaucescens*, *Hook. Sp. Fil.* i. 55.

*Grevilleana*, *Wall.*—*Microlepia Speluncæ* β.

*guianensis*, *Hort.*—*Alsophila Miquelii*.

*Hænkei*, *Presl, Rel. Hænk.* i. 68; *Id. Tent.* 62.—Marianne Isl.

*Alsophila Hænkei*, *Hook. Sp. Fil.* i. 55.

*Alsophila marianna*, *Gaud. Frey. Voy.* 365.—*f. Pr.*

*Cyathea marianna*, *Gaud. Frey. Voy.* 74.

(*Valde aff. Als. lunulata*).

—β. *angustata*, *Heskl. Kew Journ. Bot.* vii. 326.—Java.

*Helperiana*, *Presl.*—*Alsophila glabra*.

*hirsuta*, *Kze.*—*Alsophila axillaris*.

*hirta*, *Klfs. Enum.* 249.—Brazil, Peru.

*Alsophila hirta*, *Spr. Syst.* 124; *Mart. Icon. Crypt. Bras.* 69, t. 44;

*Presl, Tent.* 63; *Gaud. Frey. Voy.* 366; *Fée*, *Gen.* 346; *Kze. Bot.*

*Zeit.* ii. 329 (in obs.)

*Hookeriana*, *Kl. MS. Hb. Reg. Bras. Ber: Hook. Sp. Fil.*

i. 39.—Brazil: St. Catherines; S. Brazil; ? Isl. of Gor-

gona.

*Hostmanni*, *J. Sm.*—*Amphicosmia Hostmanni*.

Humboldtii, *Kl. MS: Kze. Lin.* xxiii. 220.—Venezuela.

*Alsophila Humboldtii*, *Metten. Fil. Lips.* 109.

*Alsophila villosa*, *Karst. MS.* (non Presl).—f. *Kze.*

*humilis*, *J. Sm.*—*Alsophila villosa*.

*infesta*, *Kze. Lin.* ix. 98.—S. America; Peru (*Lechl.* 2149), Brazil (*Mart.* 391), Para (*Spruce* 22), Guiana, Surinam (*Kegel* 609; *Kapfl.* 1774); Columbia (*Moritz.* 117, 394), Venezuela (*Fendl.* 56), Panama (? *Seem.* 623); W. Indies: Dominica.

*Alsophila infesta*, *Presl, Tent.* 61, t. 1, fig. 19; *Hook. Sp. Fil.* i. 42; *Fée, Gen.* 346; *Kze. Lin.* xxi. 236 (excl. syn.); *Id. Bot. Zeit.* ii. 327; *Metten, Fil. Lechl.* 23.

*Alsophila caracasana*, *Kl. Lin.* xviii. 541; *Kze. Lin.* xxiii. 220.

*Alsophila microphylla*, *Karst. MS.*

*Alsophila præincta*, *Kze. Comm. Fl. Bras., Flora*, 1839,—; *Id. Bot. Zeit.* ii. 327 (in obs.); *Fée, Gen.* 346.

*Alsophila procera*, *Willd. Hb.* (W. Ind.)—f. *Kze.*

(See also *Als. Weigeltii*; and *Als. peruviana*).

—*β. fumata*, (*Hk. Sp. Fil.* i. 42).—S. Brazil.

*Alsophila fumata*, *Kl. MS. Hb. Reg. Bras. Ber.*—f. *Hk.*

*Junghuhniana*, *Kze. Bot. Zeit.* vi. 284.—Java.

*læta*, *Kze. Bot. Zeit.* iv. 476; *Id. Lin.* xxiii. 224.—Java (*Zoll.* 1295, 1297).

*lævis*, *J. Sm.*—*Amphicosmia lævis*.

*lanuginosa*, *Presl, Epim. Bot.* 29.—Java.

*Chnoophora lanuginosa*, *Jungh. Hoev. Tijdsch.* viii. (1841), 340.

*Cyathea lanuginosa*, *Jungh. Reis. d. Jav.* 484?

*latebrosa*, *Wall. Cat.* p. 64, note.—Penang, Singapore, Java (*Zoll.* 354 z.); India: Moulmein, Assam, Neilgherries.

*Alsophila latebrosa*, *Mart. Icon. Crypt. Bras.* 75; *J. Sm. Lond. Journ. Bot.* i. 667; *Hook. Sp. Fil.* i. 37; *Fée, Gen.* 346; *Kze. Lin.* xxiv. 294.

*Alsophila debilis*, *Bl. MS: Hb. J. Sm.*

*Aspidium latebrosum*, *Kze. Bot. Zeit.* vi. 261.

*Dichorexia latebrosa*, *Presl, Die Gefassb.* 36; *Id. Epim. Bot.* 34.

*Hemitelia latebrosa*, *Metten. Fil. Lips.* 111.

*Polypodium latebrosum*, *Wall. Cat.* 318.

—*β. Schmidiana*, *Kze. Lin.* xxiv. 294.—India: Neilgherries (*Schmid* 142, 169; *Kurr* 42; *Weigle* 128).

*lepidophora*, *Kze.*—*Alsophila lepidifera*.

*lepidifera*, *J. Sm. Hk. Journ. Bot.* iii. 419; *Id. Lond. Journ. Bot.* i. 667.—Philippines (*Cuming* 180).

*Alsophila lepidifera*, *Hook. Sp. Fil.* i. 54; *Fée, Gen.* 346.

*Alsophila lepidophora*, *Kze. Bot. Zeit.* ii. 345; vi. 284; *Id. Lin.* xxiv. 294 (in obs.)

? *Leprieuriana*, *Kze.*—*Amphicosmia Hostmanni*.

*Leschenaultiana*, *M.*—Neilgherries.

*Polypodium Leschenaultianum*, *Wall. Cat.* 323.

leucolepis, *Mart. Icon. Crypt. Bras.* 70, t. 46.—Brazil (*Gardn.* 5329; 5331—squam. paucior.)

*Alsophila leucolepis*, *Presl, Tent.* 62; *Hk. Sp. Fil.* i. 41; *Fée, Gen.* 346.

*Loddigesii*, *Kze. Lin.* xx. 7; xxiii. 221.—“*Patr. ignot. vix dubie australis*” (*Kze.*)

*Alsophila Loddigesii*, *Metten. Fil. Lips.* 109.

*Dicksonia squarrosa*, *Loddiges, olim.*—f. *Kze.*

(*Prox. Als. australis.*—f. *Kze.*)

*lunulata*, *R. Br. Prod. Fl. Nov. Holl.* 158 (in obs.)—Pacific Islands; Anietium: Feejee and Samoan Islands; Java; Philippines (*Cuming* 179).

*Alsophila lunulata*, *Spr. Syst.* 124; *Desv. Prod.* 319; *Blume, Enum.* 246; *Presl, Tent.* 62; *Hook. Sp. Fil.* i. 51; *Brack. U. S. Expl. Exped.* xvi. 285, t. 39.

*Alsophila extensa*, *R. Br. Prod.* 158 (in obs.); *Spr. Syst.* 124; *Bl. Enum.* 246; *Presl, Tent.* 62; *J. Sm. Hook. Journ. Bot.* iii. 419; *Id. Lond. Journ. Bot.* i. 666; *Hsskl. Kew Journ. Bot.* vii. 325.

*Alsophila temulata*, “*R. Br.*,” *J. Sm. Lond. Journ. Bot.* i. 666 (err. typ.)

*Cyathea extensa*, *Sw. Schrad. Journ.* 1800, ii. 93; *Id. Syn.* 139, 364; *Willd. Sp.* 492.

*Hemitelia extensa*, *Presl, Die Gefassb.* 43 (note); *Fée, Gen.* 349.

*Phegopteris lunulata*, *Fée, Gen.* 243.

*Polypodium extensum*, *Forst. Prod.* 453.

*Polypodium lunulatum*, *Forst. Prod.* 456; *Sw. Syn.* 40, 235; *Schkr. Crypt.* 18, t. 23; *Willd. Sp.* 204; *Spr. Neues Entd.* 1820, 235, t. 3, fig. 3, 4.

(See also *Als. Hænkei*.)

*lurida*, *Hook. Sp. Fil.* i. 55.—Java, Celebes.

*Chnoophora lurida*, *Blume, Enum.* 244.

*lurida*, *Hort. Belg.*—*Alsophila Miquelii*.

*madagascariensis*, *Willd. Hb.*—*Cyathea lævigata*.

*manilensis*, *Presl.*—*Amphicosmia manilensis*.

*marginalis*, *Kl. Lin.* xviii. 542.—B. Guiana (*Rich. Schomb.* 1129).

*Trichopteris marginalis*, *J. Sm. MS. in Hb.*

*marianna*, *Gaud.*—*Alsophila Hænkei*.

*martinicensis*, *Spr.*—*Lastrea subincisa*.

*melanopus*, *Hsskl. Kew Journ. Bot.* vii. 325.—Java.

*Mertensiana*, *Kze. Bot. Zeit.* vi. 586.—Peel Isl.; Ins. Bonin-Sima.—*Kittlitz, Luttke Voy. Atlas*, t. 40?—f. *Kze.*

*Hemitelia Mertensiana*, *Presl, Epim. Bot.* 34.

*mexicana*, *Mart. Icon. Crypt. Bras.* 70, t. 45.—Mexico (*Schaffn.* (1854) 234).

*Alsophila mexicana*, *Presl, Tent.* 62; *Hook. Sp. Fil.* i. 47; *Fée, Gen.* 346.

*microdonta*, *Desv. Prod.* 319.—S. America.

*Polypodium microdontum*, *Desv. Mag. Ber.* v. 319; *Id. Journ. Bot.* iv. 267.

- microphylla*, *Kl. Lin.* xviii. 541; *Id. Lin.* xx. 441.—Columbia (*Moritz*. 110, 281 b; *Karsten* 16).  
*Alsophila microphylla*, *Metten. Fil. Lips.* 109.  
*Alsophila squamata*, *Kl. Lin.* xviii. 541; *Fée, Gen.* 346; (*Moritz*. 110).  
*microphylla*, *Karsten MS.*—*Alsophila infesta*.  
*microptera*, *Hort.*—*Alsophila Miquelii*.  
*Miersii*, *Hook. Sp. Fil.* i. 38.—Brazil (*Gardn.* 117).  
*Alsophila Miersii*, *Fée, Gen.* 346; *Kze. Bot. Zeit.* ii. 313.  
*Alsophila acuminata*, *J. Sm. Lond. Journ. Bot.* i. 667.—f. *Hk.*  
*Alsophila unita*, *Kze. MS.*—f. *Kze.*  
*millefolia*, *Desv. Prod.* 320.—St. Domingo—*Plum.* t. 33.  
*Alsophila millefolia*, *Hook. Sp. Fil.* i. 48; *Fée, Gen.* 346; *Kze. Bot. Zeit.* ii. 342.  
 (? *Alsophila pruinata*).  
*Miquelii*, *Kze. Lin.* xxiii. 221, 299.—Java, Surinam.  
*Alsophila lurida*, *Hort. Amstel.*—f. *Kze.*  
*Alsophila curida*, *Hort. Belg.* (? err. typ.); *Kze. B. Z.* viii. 12.  
*Alsophila guianensis*, *Hort.*—f. *Backh.*  
*Alsophila microptera*, *Hort.*—f. *Backh.*  
*mollissima*, *M.*—Columbia (*Karsten*, i. 74).  
*Alsophila aculeata*, *Kl. Lin.* xviii. 540 (excl. syn.); xx. 442; *Presl, Die Gefassb.* 35 (note).  
*Disphenia aculeata*, *Karst. MS.*  
*Polypodium mollissimum*, *Kl. MS.*—f. *Kl.*  
*mollissima*, *Kze.*—*Alsophila villosa*.  
*monticola*, *Mart.*—*Cyathea monticola*.  
*multiflora*, *Presl.*—*Amphicosmia multiflora*.  
*munita*, *Klfs. MS.*: *Presl.*—*Alsophila paleolata*.  
*muricata*, *Desv.*— $\left\{ \begin{array}{l} ? \text{ Alsophila aspera.} \\ ? \text{ Cyathea muricata.} \end{array} \right.$   
*myelopoios*, *Hskl.*—*Alsophila glauca*,  $\epsilon$ .  
*mysuroides*, *Liebm.* “*Bregn. Mex.* 134.”—Mexico.  
*nigra*, *Mart. Icon. Crypt. Bras.* 71, t. 47.—Brazil.  
*Alsophila nigra*, *Presl, Tent.* 62; *Hk. Sp. Fil.* i. 45; *Fée, Gen.* 346.  
*nitens*, *J. Sm.* } —*Alsophila aspera*.  
*nitida*, *Kze.* }  
*oblonga*, *Kl. Lin.* xviii. 540.—B. Guiana (*Rich. Schomb.* 1125, 1147).  
*obtusa*, *Kl. Allgem. Gartenz.* xx. 41; *Id. Bot. Zeitung*, xii. 439.—Venezuela.  
*oligocarpa*, *Fée, Gen. Fil.* 346.—S. America (*Lind. Funcke et Schlim* 1002).  
*oligosora*, *Miquel MS.*: *Kze. Lin.* xxiii. 221.—Java.  
*paleolata*, *Mart. Icon. Crypt. Bras.* 68, t. 43.—Brazil (*Regn.* i. 478); Peru (*Lechl.* 2190); Guiana.  
*Alsophila paleolata*, *Link, Fil. Sp.* 36; *Hook. Sp. Fil.* i. 44; *Fée, Gen.* [Gen. 9. Sp. 240.]



- 346; *Presl, Die Gefassb.* 34, t. 7, fig. 2; *Kze. Lin.* xxiii. 221; *Id. Bot. Zeit.* ii. 328; *Metten. Fil. Lechl.* 23.  
*Alsophila munita*, *Klfs. MS. Hort. Ber.*; *Presl, Tent.* 62; *J. Sm. Lond. Journ. Bot.* i. 667.  
*Alsophila Sellowiana*, *Kl. Hb. Reg. Bras. Ber.*—f. *Kze.*  
*Alsophila ferox*, *γ. Hook. Sp. Fil.* i. 41.  
*Cyathea Sellowiana*, *Presl, Tent.* 55.—f. *Kl.*; *Hook. Sp. Fil.* i. 23.  
*Cyathea aculeata*, *Hb. Reg. Bras. Ber.* 88.  
*Polypodium alsophilum*, *Link, Hort. Ber.* ii. 106.  
*pauciflora*, *Presl, Die Gefassb.* 35 (note).—Columbia.  
*Cyathea pauciflora*, *Kze. Karst. Pl. Col. exsic.*; *Id. Bot. Zeit.* iv. 101.  
*Perriniana*, *Spr.*—*Woodsia obtusa*.  
*peruviana*, *Kl. Lin.* xx. 441.—Peru (*Ruiz Hb.* 66).  
 (? *Alsophila infesta.*)  
*phalerata*, *Mart. Icon. Crypt. Bras.* 67, t. 42.—Brazil; ? New Grenada (*Lind.* 1033).  
*Alsophila phalerata*, *Presl, Tent.* 62; *Hook. Sp. Fil.* i. 42; *Fée, Gen.* 346; *Kze. Bot. Zeit.* ii. 327.  
*Cyathea phalerata*, *Mart. Denkschr. Regensb.* ii. 146, t. 2, fig. 3 (caudex); *Spr. Syst.* iv. pt. ii. 320.  
 —*β. squamulosa* (*Hook. Sp. Fil.* i. 42).—Brazil; Demerara; W. Indies: Dominica (*Inray* 110), Guadeloupe.  
*Alsophila alutacea*, *Kze. Bot. Zeit.* ii. 327 (in obs.)—*alutea*, ex. err. typ. *Flora*, 1839.—  
 ? *Alsophila alata*, “*Kze.*” *Fée, Gen.* 346 (? *alutea, mutat.*)  
*pilosa*, *M. et Gal.*—*Polypodium rude*.  
*plagiopteris*, *Mart. Icon. Crypt. Bras.* 73, t. 50.—Brazil: St. Paul; S. Brazil.  
*Alsophila plagiopteris*, *Presl, Tent.* 62; *Hook. Sp. Fil.* i. 44; *Fée, Gen.* 346.  
 (Aff. *Als. axillaris*).  
*platyphylla*, *Presl, Epim. Bot.* 29.—Fr. Guiana.  
*podophylla*, *Hook. MS. in Hb.*—Chusan.  
*Poeppigii*, *Hook. Sp. Fil.* i. 43.—Peru (*Ruiz Hb.* 21): New Grenada (*Lind.* 223); Brazil (*Hb. Klfs.*—f. *Kze.*)  
*Alsophila Poeppigii*, *Kze. Bot. Zeit.* ii. 328.  
*Alsophila villosa*, *Kze. Hb. Poepp.*; *Id. Lin.* ix. 99 (excl. syn.)—f. *Hk.*; *Kl. Lin.* xx. 443.  
*Chnoophora Humboldtii*, *Klfs. Hb.*—f. *Kze.*; *Klfs. Enum.* 250 (? in part); *Spr. Syst.* 124.  
*polycampta*, *Kze. Bot. Zeit.* iv. 475.—Java (*Zoll.* 1663).  
*PohlII*, *Presl.*—*Alsophila axillaris*.  
*præincta*, *Kze.*—*Alsophila infesta*.  
*procera*, *Klfs. Hb.*—South America: Brazil, Guiana.  
*Alsophila procera*, *Desv. Prod.* 319; *Presl, Tent.* 61; *Kze. Lin.* xiii. 150 (in obs.); *Id. Bot. Zeit.* ii. 313; *J. Sm. Lond. Journ. Bot.* i. 667; *Hook. Sp. Fil.* i. 38, in part.  
*Polypodium procerum*, *Willd. Sp. Pl.* v. 206; *Spr. Syst.* 60.  
*procera*, *Hook.* (part).—*Alsophila pungens*.

*procera*, Mart.—*Alsophila arbuscula*.  
*procera*, Willd. Hb.—*Alsophila infesta*.

*pruinata*, Klfs. Hb : *Mart. Icon. Crypt. Bras.* 75.—W. Indies : Jamaica ; S. America : Mexico (*Gal.* 6334 ; *Lind.* 18 ; *Leibold* 36 ; *Schaffn.* (1854), 233), S. Darien, Columbia (*Moritz.* i. 9 ; *Id.* 89 ; *Karst.* i. 53)—f. Kl : see also *A. senilis*, Venezuela (*Fendl.* 48 ; *Lind.* 604), Caraccas (*Lind.* 501), New Grenada (*Lind.* 1040 (tomentose beneath) ; *Id. Schl.* 438, 649), Brazil, Chili (*Cuming* 153 ; *Bridges*, 814 ; *Lechl.* 514), Chiloe, Juan Fernandez (*Bertero* 1553).—*Pluk.* t. 282, fig. 2—f. *Schkuhr.*

*Alsophila pruinata*, *Kze. Lin.* ix. 99 ; xviii. 350 ; *Id. Bot. Zeit.* ii. 329 ; iii. 282 ; *Presl, Tent.* 62 ; *M. et Gal. Foug. Mex.* 79 ; *J. Sm. Lond. Journ. Bot.* i. 687 ; *Kl. Lin.* xviii. 540 ; xx. 443 ; *Hook. Sp. Fil.* i. 47 ; *Fée, Gen.* 346 ; *Metten. Fil. Lips.* 110 ; *Id. Fil. Lechl.* 23.

*Alsophila cinerea*, *Mart. et Lind. MS.*

*Alsophila affinis*, *Fée, Gen.* 346.

*Alsophila Deckeriana*, *Kl. MS : Kze. Lin.* xxiii. 220, 408.

*Cyathea discolor*, *Bory, Dup. Voy.* 281 ; *Fée, Gen.* 352.

*Lophosoria pruinata*, *Presl, Die Gefassb.* 37, note (caud. arbor.—Pr.)

*Lophosoria discolor*, *Presl, Die Gef.* 36, 37, t. 7, fig. 6 (rhiz. rep.—Pr.)

*Lophosoria affinis*, *Presl, Die Gefassb.* 37 note ; *Kze. Lin.* xxiii. 262 (rhiz. rep.—Pr.)

*Lophosoria polyodioides*, *Presl, Die Gefassb.* 37 note (rhiz. rep.—Pr.)

*Polypodium pruinatum*, *Sw. Fl. Ind. Occ.* iii. 1682 ; *Id. Syn.* 41 ; *Willd. Sp.* 207 ; *Spr. Syst.* 60 ; *Desv. Prod.* 242 ; *Klfs. Enum.* 122 ; *Presl, Rel. Hænk.* i. 27.

*Polypodium glaucum*, *Sw. Prod.* 134 ; ? *Presl. Rel. Hænk.* i. 26 (? young)

*Polypodium cæsium*, *Presl, Rel. Hænk.* i. 27 (? young).

*Polypodium griseum*, *Schkuhr, Crypt. Gew.* 25, t. 25 b.

*Polypodium cinereum*, *Cav. Prælect.* (1801), 248 ?

*Trichosorus glaucescens*, *Liebm. MS* (Hb. Hook.)

*Trichosorus frigidus*, *Liebm. MS* (Hb. Hook.)

*pungens*, Klfs. Hb : *Presl, Tent.* 61.—Brazil, Guiana (*Rich. Schomb.* 1666).

*Alsophila pungens*, *Kze. Lin.* xiii. 150 (in obs.) ; *Id. Bot. Zeit.* ii. 314 ; *Kl. Lin.* xviii. 540.

*Alsophila procera*, *Hook. Sp. Fil.* i. 38, in part.

*Polypodium pungens*, *Willd. Sp. Pl.* v. 208 ; *Spr. Syst.* 61 ; *Desv. Prod.* 242.

*pyncocarpa*, *Kze. Lin.* ix. 97 ; *Id. Schkr. Supp.* i. 208, t. 86 ; *Id. Lin.* xxiii. 221.—Peru ; Brazil, St. Catherines.

*Alsophila pyncocarpa*, *Presl, Tent.* 61 ; *Hook. Sp. Fil.* i. 47 ; *Fée, Gen.* 346.

*Raddiana*, *Gaud. MS.*—*Alsophila aculeata*.

*radens*, Klfs. *Enum.* 248.—Brazil, St. Catherines.

*Alsophila radens*, *Spr. Syst.* 124 ; *Presl, Tent.* 61 ; *Id. Die Gefassb.* 32, t. 6, fig. 15, 16 ; *Hook. Sp. Fil.* i. 46 ; *Kze. Lin.* xxiii. 221 ; *Metten. Fil. Lips.* 109.

*rigidula*, *Mart.*—*Alsophila villosa*.

*rostrata*, *Mart.*—*Amphidesmium blechnoides*.

[*Gen.* 9. Sp. 254.]

- samoensis, *Brack. U. S. Expl. Exped.* xvi. 287, t. 40, fig. 1.—  
Samoan Isles.
- Schaffneriana, *Fée, Cat. lith. Foug. Mex.* 25.—Mexico (*Schaffn.*  
232).
- Schiedeana, *Presl, Tent.* 62.—Mexico.  
*Alsophila Schiedeana, Kze. Lin.* xiii. 149; *Id. Bot. Zeit.* ii. 342; *Hook.*  
*Sp. Fil.* i. 48.  
*Polypodium* sp., *Schlech. Lin.* v. 609.
- Sellowiana, *Kl.*—*Alsophila paleolata.*
- senilis, *Kl. Bot. Zeit.* iv. 101; *Id. Lin.* xx. 442.—Columbia  
(*Karst.* i. 53, 173), Venezuela (*Funcke* 810).  
*Alsophila senilis, Kze. Lin.* xxiii. 221.
- serrata, *J. Sm.*—*Alsophila aspera* γ.
- setosa, *Klfs. Enum.* 249.—Brazil.  
*Alsophila setosa, Spr. Syst.* 124; *Hook. Sp. Fil.* i. 46; *Fée, Gen.* 346.
- Smithiana, *Presl.*—*Alsophila glauca.*
- speciosa, *Presl, Tent.* 62.—Brazil.  
*Alsophila speciosa, Hook. Sp. Fil.* i. 49; *Kze. Bot. Zeit.* ii. 342; *Goldm.*  
*Nov. Act. N. C.* xix. supp. 465.  
*Alsophila caudata, J. Sm. Hook. Journ. Bot.* iii. 419 [which see, ante p.  
48]—f. *Goldm (Philippines, Cuming* 267).  
*Polypodium speciosum, Meyen, Iter.* 180.
- spinosa, *Kl. MS.*—*Alsophila glauca.*
- spinulosa, *Hook. Hb.*—*Cyathea spinulosa.*
- Sprengeliana, *Mart. Icon. Crypt. Bras.* 75.—W. Indies: St.  
Domingo, Guadeloupe.  
*Alsophila Sprengeliana, Hook. Sp. Fil.* i. 46.  
*Cyathea armata, Spr. Hb. Bertero.*—f. *Mart.*
- squamata, *Kl.*—*Alsophila microphylla.*
- squamulata, *Hook. Sp. Fil.* i. 51.—Java; Malacca (*Cuming*  
396).  
*Alsophila squamulata, Fée, Gen.* 346.  
*Gymnosphaera squamulata, Bl. Enum.* 243; *Presl, Tent.* 246; *J. Sm.*  
*Hook. Journ. Bot.* iii. 419; *Id. Lond. Journ. Bot.* i. 687; *Hook.*  
*Gen. Fil.* t. 100.
- stipulacea, *Beyrich Hb.*—*Amphicosmia Beyrichiana.*
- strigosa, *J. Sm.*—*Amphicosmia strigosa.*
- subaculeata, *Splitg. Tijdsch. Nat.* vii. 430.—Surinam.  
*Alsophila subaculeata, Hook. Sp. Fil.* i. 47; *Kze. Lin.* xxi. 236 (note);  
xxiii. 221.
- Swartziana, *Mart.*—*Alsophila armata.*
- Tænitis, *Kze. Lin.* ix. 90 (in obs.)—Brazil (*Gardn.* 5335, 5336).  
*Alsophila Tænitis, Hook. Sp. Fil.* i. 35; *Kze. Lin.* xxiii. 221; *Id. Bot.*  
*Zeit.* ii. 312.  
*Alsophila excelsa, Mart. Icon. Crypt. Bras.* 63, t. 27, 37; *Kze. Lin.* xxii.  
580 (in obs.); *Metten, Fil. Lips.* 108.

- Polypodium Tænitis*, Roth, *Nov. Pl. Sp.* 394; *Klfs. Enum.* 119; Bory, *Dup. Voy.* 263, t. 33.
- Polypodium corcovadense*, Raddi, *Syn. Fil.* 76; *Id. Fil. Bras.* 26, t. 40; *Desv. Prod.* 241.
- Polypodium arboreum*, Raddi MS: *Hb. Hook.*
- Trichopteris excelsa*, Presl, *Del. Prag.* i. 172; *Id. Tent.* 59, t. 1, fig. 10; *Id. Die Gefassb.* 32, t. 6, fig. 11 (stipes); *Spr. Syst.* 124; Schott, *Gen. Fil.* (t. 1); *Hook. Gen. Fil.* t. 34; *J. Sm. Lond. Journ. Bot.* i. 668; *Fée, Gen.* 347.
- Trichopteris denticulata*, Presl, *Tent.* 59; *Id. Die Gefassb.* 32, t. 6, fig. 12 (stipes); *Fée, Gen.* 347.
- tahitensis*, Brack.—*Amphicosmia tahitensis*.
- Telfairiana*, Wall.—*Cyathea canaliculata*.
- tenera*, J. Sm.—*Cyathea tenera*.
- tenuisecta*, Blume MS: *Hb. Hook.*—Java.
- temulata*, “R. Br.”: J. Sm.—*Alsophila lunulata*.
- tomentosa*, “Endl.” [? MS]—f. Auct.; *Hook. Sp. Fil.* i. 55.—Java (*Zoll.* 1895).
- Alsophila tomentosa*, Kze. *Bot. Zeit.* vi. 285; *Id. Lin.* xxiv. 294 (in obs.); *Haskl. Kew Journ. Bot.* vii. 325.
- Chnoophora?* *tomentosa*, Blume, *Enum.* 244.
- Chnoophora squamosa*, De Vriese MS.—f. Kze.
- Cyathea tomentosa*, *Zoll. et Moritz. Verz.*
- tristis*, Blume MS: *Hb. Hook.*—Java.
- truncata*, Brack. *U. S. Expl. Exped.* xvi. 289, t. 41.—Feejee Islands; Samoan Islands.
- tumacensis*, J. Sm.—*Alsophila elongata*.
- unita*, Kze.—*Alsophila Miersii*.
- venulosa*, Wall.—*Alsophila glabra*.
- vestita*, Presl, *Epim. Bot.* 27.—Fr. Guiana.
- vestita*, J. Sm.—*Alsophila armata*.
- villosa*, *Desv. Prod.* 319.—S. America: Columbia (*Karst.* ii. 24), Venezuela (*Fendl.* 47; *Moritz.* 395), Caraccas (*Lind.* 195), B. Guiana (*Rich. Schomb.* 1199), Brazil (*Gardn.* 5332, 5334?), Santa Cruz.—*Hb. Reg. Bras.* Ber. 85.
- Alsophila villosa*, Presl, *Tent.* 62; *Id. Die Gefassb.* 33, t. 6, fig. 18; *Hook. Sp. Fil.* i. 43; *Fée, Gen.* 346; *Kl. Lin.* xx. 443; *Kze. Bot. Zeit.* ii. 328.
- Alsophila tomentosa*, Presl, *Tent.* 62.
- Alsophila humilis*, J. Sm. *Lond. Journ. Bot.* i. 667.—f. Hk.
- Alsophila rigidula*, Mart. *Icon. Crypt. Bras.* 74, t. 51—f. Kl.; Presl, *Tent.* 62; *Hk. Sp. Fil.* i. 45; *Fée, Gen.* 346; *Kze. Bot. Zeit.* ii. 329.
- Alsophila mollissima*, Kze. *Fl. Bras. ined.* (*Bot. Zeit.* ii. 328).
- Cyathea villosa*, H. et B.: *Willd. Sp. Pl.* v. 495; *H.B.K. Nov. Gen.* i. 24; vii. t. 670.
- villosa*, Kze. (*Hb. Poepp.*)—*Alsophila Poeppigii*.
- villosa*, Karst.—*Alsophila Humboldtii*.
- Wallichiana*, Presl.—*Alsophila glauca*.

Weigeltii, *Roem. Hb: Pr. Tent.* 61.—Surinam (*Kappl.* 1355).  
 Alsophila Weigeltii, *Hook. Sp. Fil.* i. 56; *Kze. Lin.* xxi. 236 (note).  
 Alsophila infesta (form), *Kze. Bot. Zeit.* ii. 327, 345 (in obs.)

**Amauropelta**, *Kunze, Schukhr, Supp.* 109, t. 51.  
*Breutelii*, *Kze.*—*Lastrea Breutelii*.

**Amblia**, *Presl, Tent. Pter.* 184 (*Amblya, Fée.*)  
*juglandifolia*, *Presl.*—*Cyrtomium juglandifolium*.

**Amesium**, *Newman, Hist. Brit. Ferns.* ed. 2, 10.  
*germanicum*, *Newm.*—*Asplenium germanicum*.  
*Ruta-muraria*, *Newm.*—*Asplenium Ruta-muraria*.  
*septentrionale*, *Newm.*—*Asplenium septentrionale*.

**AMPELOPTERIS**, *Kunze, Bot. Zeit.* vi. 114; *Id. Lin.*  
 xxiv. 251. [*Synopsis* p. lxiv.]  
*elegans*, *Kze. Bot. Zeit.* vi. 114.—Java (*Zoll.* 2360).  
*firma*, *Kze. Lin.* xxiv. 251.—Neilgherries.

**Ampelopteris**, *Klotzsch. Lin.* xx. 430 (§)—**TÆNIOPSIS**.

**AMPHIBLESTRA**, *Presl, Tent. Pter.* 150. [*Synop.* p. xlv.]  
*latifolia*, *Presl, Tent.* 151, t. 6, fig. 1.—Venezuela (*Moritz.* 161;  
*Lind. Funcke* 201), Cumanacoa (*H.B.K.*)  
*Amphiblestra latifolia*, *J. Sm. Hook. Journ. Bot.* iv. 162; *Hook. Gen.*  
 t. 120 C; *Fée, Gen.* 140, t. 11 B, fig. 1, 4-8; *Kl. Lin.* xx. 344; *Kze.*  
*Schr. Supp.* ii. 43, t. 118.  
*Pteris latifolia*, *H. et B: Willd. Sp. Pl.* v. 370; *Spr. Syst.* 72; *Desv.*  
*Prod.* 275; *H.B.K. Nov. Gen.* i. 17; *Metten. Fil. Lips.* 59.  
*Pteris macrophylla*, *Martens et Lind. MS.*—f. *Kze.*  
 [? *longifolia*, *Presl, Tent.* 151.—Chili.]

**AMPHICOSMIA**, *Gardner, London Journal of Botany*, i.  
 441. [*Synopsis* p. civ.]  
 ? *alternans*, *M.* [*Synop.* civ.]—Penang.  
*Alsophila alternans*, *Wall. Cat.* p. 64 (note).  
*Cyathea alternans*, *Presl, Die Gefassb.* 39 (note).  
*Hemitelia* ? *alternans*, *Hook. Sp. Fil.* i. 29; *Id. Icon. Pl.* t. 622; *Fée,*  
*Gen.* 349.  
*Polypodium alternans*, *Wall. Cat.* 329; (no spec. in Hb; in Hb. Hk.)  
*australis*, *M.*—Tropical New Holland.  
*Hemitelia australis*, *Presl, Epim. Bot.* 33.  
*Beyrichiana*, *M.* [*Synop.* civ.]—Brazil (*Gardn.* 135).  
*Cyathea Beyrichiana*, *Presl, Tent.* 55; *Hook. Sp. Fil.* i. 21; *Id. Icon*  
*Pl.* t. 623.

[*Gen.* 12. *Sp.* 278.]

*Cyathea Bongardiana*, *Kze. Hb. Acad. Petrop.*—f. *Kze.*

*Alsophila stipulacea*, *Beyrich Hb.*—f. *Pr.*

*Alsophila Beyrichiana*, *J. Sm. MS. in Hb.*

*Hemitelia Beyrichiana*, *Presl, Die Gefassb.* 45 (note); *Fée, Gen.* 349.

*capensis*, *M. [Synop. civ.]*—S. Africa; Brazil (*Gardn.* 5954);  
Java.

*Polypodium capense*, *Lin. Fil. Supp.* 445.

*Amphicosmia riparia*, *Gardn. Lond. Journ. Bot.* i. 441, t. 12.

*Alsophila capensis*, *J. Sm. Lond. Journ. Bot.* i. 666; *Hook. Sp. Fil.* i. 36;  
*Kze. Bot. Zeit.* ii. 312.

*Aspidium capense*, *Sw. Schrad. Journ.* 1800, ii. 42; *Id. Syn.* 61; (non  
*Willd.*); *Desv. Prod.* 250.

*Cyathea capensis*, *Sm. Act. Taur.* v. 417.

*Cyathea riparia*, *Willd. Sp. Pl.* v. 493.

*Cyathea monosorata*, *Willd. Hb.* 20185.—f. *Klfs.*

*Cyathea polyodioides*, *Sw. Vet. Acad. Handl. Stock.* 1817, 78; *Spr.*  
*Syst.* 126; *Hook. Sp.* i. 22.

*Cormophyllum capensis*, *Newm. Phytol.* v. 238.

*Hemitelia capensis*, *R. Br. Prod.* 158 (in obs.); *Klfs. Enum.* 253; *Spr.*

*Syst.* 126; *Desv. Prod.* 321; *Schlech. Adumbr.* 54, t. 34 (ined.); *Kze.*

*Lin.* x. 552; xxiii. 257; *Blume Enum.* 247; *Presl, Tent.* 58, t. 1, f.

14; *Id. Die Gefassb.* 42, t. 7, fig. 17; *Hook. Gen. Fil.* t. 42 A; *Fée,*

*Gen.* 349; *Metten. Fil. Lips.* 111, t. 29, fig. 6, 7.

*Hemitelia brasiliensis*, *Gardn. MS.*

*Hemitelia Gardneriana*, *Presl, Die Gefassb.* 42 (note).

*Hemitelia riparia*, *Desv. Prod.* 322.

*Trichomanes*? *cormophyllum*, *Klfs. Enum.* 266 (hymenophylloid growth  
on stipes).

—*β. polyantha.*

*Alsophila capensis*, *β. Hook. Sp. Fil.* i. 3.

*Cumingii*, *M.*—Elizabeth Island (*Cuming* 1360).

*Hostmanni*, *M. [Synop. civ.]*—D. Guiana (*Hostm.* 64—*Hb.*

*Hk.*; 814—*Hb. Shutt.*), Fr. Guiana (*Lepr.* 206); B.

Guiana (*Rich. Schomb.* 280; *Rob. Schomb.* 304).

*Hemitelia Hostmanni*, *Hook. Sp. Fil.* i. 31; *Id. Icon. Pl.* t. 646; *Fée,*

*Gen.* 349; *Kze. Lin.* xxiii. 257, 310; *Presl, Die Gefassb.* 44 (note).

*Hemitelia surinamensis*, *Miquel, Diar. Inst. Reg. Batav.* 1843, 7.

*Alsophila Hostmanni*, *J. Sm. Bot. Mag.* 1846, comp. 37.

*Alsophila*? *Leprieuriana*, *Kze. MS. (Lin.* xxi. 235, note).

*Cyathea aspera*, *Kl. Lin.* xviii. 539 (non Sw.)—f. *Pr.*

*javanica*, *M.*—Java.

*Hemitelia javanica*, *Presl, Epim. Bot.* 31.

*Kegelii*, *M.*—Surinam (*Kegel* 1050).

*Hemitelia Kegelii*, *Kze. Lin.* xxi. 235, 284.

*lævis*, *M. [Synop. civ.]*—B. Guiana.

*Alsophila lævis*, *J. Sm. Lond. Journ. Bot.* i. 666.

*Hemitelia*? *guianensis*, *Hk. Sp. Fil.* i. 31; *Id. Icon. Pl.* t. 648; *Fée,*

*Gen.* 349; *Presl, Die Gefassb.* 44 (note).

*lingulata*, *M.*—Fr. Guiana.

*Hemitelia lingulata*, *Presl, Epim. Bot.* 32.

*macrocarpa*, *M.*—Brazil (*Blanch.* 17, 3227).

*Hemitelia macrocarpa*, *Presl, Die Gefassb.* 44, with note; *Fée, Gen.* 349.

[*Gen.* 12. sp. 288.]

manilensis, M.—Philippine Islands.

*Alsophila manilensis*, *Presl, Tent.* 62; *Hook. Sp. Fil.* i. 55.

*Hemitelia manilensis*, *Presl, Die Gefassb.* 43, with note; *Id. Epim. Bot.* 34.

multiflora, *Gardn. Lond. Journ. Bot.* i. 441.—Jamaica; B. Guiana (*Rich. Schomb.* 1658).

*Cyathea multiflora*, *Sm. Act. Taur.* v. 416; *Sw. Syn.* 140; *Willd. Sp.* 496.

*Hemitelia multiflora*, *R. Br. Prod. Fil.* 158 (in obs.); *Spr. Syst.* 126; *Desv. Prod.* 321; *Hook. Sp. Fil.* i. 32; *Kze. Lin.* xxiii. 257.

*Alsophila multiflora*, *Presl, Tent.* 61; *J. Sm. Lond. Journ. Bot.* i. 666; *Kl. Lin.* xx. 443.

nigricans, M.—Guatemala.

*Hemitelia nigricans*, *Presl, Epim. Bot.* 31.

Parkeri, M.—Br. Guiana (*Rob. Schomb.* 10).

*Hemitelia* ? *Parkeri*, *Hook. Sp. Fil.* i. 32; *Id. Icon. Pl.* t. 643; *Fée Gen.* 349; *Presl, Die Gefassb.* 44 (note).

riparia, *Gardn.*—*Amphicosmia capensis*.

strigosa, M.—Trinidad; B. Guiana (*Rob. Schomb.* 304).

*Alsophila strigosa*, *J. Sm. Lond. Journ. Bot.* i. 666.

tahitensis, M.—Society Isles.

*Alsophila tahitensis*, *Brack. U. S. Expl. Exped.* xvi. 288, t. 40.

urolepis, M.—Cuba; Guiana (*Hb. Moricand*).

*Hemitelia urolepis*, *Kze. Hb. (Lin.* xxi. 235, note); *Id. Lin.* xxiii. 258, 311.

*Cyathea urolepis*, *Kze. MS.*

Walkeræ, M. [*Synop. civ.*]—Ceylon.

*Cyathea Walkeræ*, *Hook. Sp. Fil.* i. 24; *Id. Icon. Pl.* t. 647.

*Hemitelia Walkeræ*, *Presl, Die Gefassb.* 43 (note); *Fée, Gen.* 349.

## AMPHIDESMIUM, *Schott, Gen. Fil.* (t. 1. note). [*Synopsis* p. cv.]

blechnoides, *Kl. Lin.* xx. 372.—S. America: B. Guiana (*Rob. Schomb.* 18, 313; *Rich. Schomb.* 279), Surinam (*Kegel* 1057; *Hostm.* 73), Peru, Brazil, Sao Gabriel (*Spruce* 2404), Para (*Spruce* 35), Bay of Ardita S. Darien (*Seem.* 989), Panama (*Fendl.* 405; *Cuming* 1126), Island of Gorgona (*Barclay* 907), Guatemala; W. Indies: Trinidad, Guadeloupe.

*Amphidesmium blechnoides*, *Kze. Lin.* xxi. 233.

*Amphidesmium Parkeri*, *Schott, Gen. Fil.* under t. 1; *Presl, Tent.* 246; *Fée, Gen.* 348; *Kze. Lin.* xxiii. 221.

*Amphidesmium rostratum*, *J. Sm. Lond. Journ. Bot.* i. 201; *Id. Bot. Herald.* i. 242.

*Alsophila blechnoides*, *Hk. Sp. Fil.* i. 35; *Kze. Bot. Zeit.* ii. 312.

*Alsophila rostrata*, *Mart. Icon. Crypt. Bras.* 64, t. 39; *Metten. Fil. Lips.* 108.

*Aspidium rostratum*, *Kth. Syn.* i. 77; *H.B.K. Nov. Gen.* i. 12; *Spr. Syst.* 96; *Desv. Prod.* 246; *Klfs. Enum.* 233; *Kze. Lin.* ix. 90.

*Metaxya rostrata*, *Presl, Tent.* 60, t. 1, fig. 5; *Hook. Gen. Fil.* t. 42 B; *J. Sm. Lond. Journ. Bot.* i. 668.

*Metaxya Parkeri*, *J. Sm. Lond. Journ. Bot.* i. 668.

[September, 1857.]

*Polypodium blechnoides*, Richard, *Act. Soc. Nat. Hist. Par.* i. —; *Sw. Syn.* 73.

*Polypodium rostratum*, H. et B.; Willd. *Sp. Pl.* 193.

*Polypodium Humboldtii*, Poir. *Ency. Supp.* iv. 497.—f. Pr.

*Polypodium Parkeri*, Hook. et Grev. *Icon. Fil.* t. 232.

*Polypodium giganteum*, L'Herm. *MS.*

—*β. polycarpa*.—D. Guiana (*Hostm.* 1080; 1180.—f. Kze.)

*Alsophila blechnoides*, *β.* Hook. *Sp. Fil.* i. 35.

**Amphipterum**, Presl, *Epim. Bot.* 258.

*fuscum*, Presl.—*Trichomanes fuscum*.

**Amphoradenium**, Desvauux, *Prod.* 335—*Ann. Soc. Lin. Par.* vi. 335.

*australe*, Desv.—*Polypodium tamariscinum β.*

*Gaudichaudii*, Desv.—*Polypodium tripinnatifidum.*

*minutum*, Desv.—*Polypodium hymenophylloides.*

**ANAPAUSIA**, Presl, *Tent. Pter.* 244 (§); *Id. Epim. Bot.* 185. [*Synopsis p.* xxi.]

*acuminata*, Presl, *Epim. Bot.* 188.—W. Indies; Jamaica, Martinique, Guadeloupe (*L'Herm.* 9).—*Plum.* t. 115.

*Acrostichum acuminatum*, Willd. *Sp. Pl.* v. 116 (non Hb. et excl. patr. Peruv.); *Spr. Syst.* 36.

*Gymnopteris acuminata*, Presl, *Tent.* 244; *Fée, Acrost.* 85, t. 46, fig. 2 (excl. syn. *Gymn. latifolia*, et *Polybotrya*); *Id. Gen.* 56; *J. Sm. Hook. Journ. Bot.* iv. 156.

*Chrysodium acuminatum*, Metten. *Fil. Lips.* 22.

—*β. heterophylla*, Presl, *Ep. Bot.* 189.—Guadeloupe.

*Gymnopteris acuminata β. heterophylla*, *Fée, Acrost.* 86.

*Acrostichum fallax*, Bory Hb.—f. *Fée.*

*aliena*, Presl, *Epim. Bot.* 187—W. Indies: Jamaica, Cuba, Martinique, Trinidad, Portorico, Guadeloupe; S. America; Columbia (*Lind.* 1751), New Grenada, Equador, Panama (*Seem.* 368), Guatemala, Mexico.—*Plum.* t. 10.

*Acrostichum alienum*, *Sw. Fl. Ind. Occ.* iii. 1595; *Id. Syn.* 13; *Willd. Sp.* 119; *Spr. Syst.* 37; *Desv. Prod.* 211.

*Acrostichum umbrosum*, Liebm. "*Mex. Bregn.* 22."

? *Acrostichum brunneum*, Willd. *Sp. Pl.* v. 113 (young); *Spr. Syst.* 36; *Desv. Prod.* 210.

? *Acrostichum caudatum*, Cav. *Praelect.* (1801), 242; *Sw. Syn.* 15; *Willd. Sp.* 123; *Spr. Syst.* 37; *Desv. Prod.* 212.

*Chrysodium alienum*, Metten. *Fil. Lips.* 21, t. 10, fig. 5.

*Gymnopteris aliena*, Presl, *Tent.* 244; *Hook. Gen.* t. 85; *J. Sm. Hook. Journ. Bot.* iv. 156; *Fée, Acrost.* 84; *Id. Gen.* 56.

? *Pæcilopteris brunnea*, Presl, *Tent.* 242; *Id. Epim. Bot.* 173.

—*β. cladorrhizans*.—Portorico, Mexico (*Galeotti* 6572).

*Acrostichum cladorrhizans*, *Spr. Nov. Act. Acad. N. C.* x. 225; *Id. Syst.* 37; *Desv. Prod.* 211.

*Acrostichum portoricense*, *Spr. Nov. Act. Acad. N. C.* x. 226; *Id. Syst.* 37; *Desv. Prod.* 211.

*Acrostichum hastatum*, Liebm. "*Mex. Bregn.* 20."

*Anapausia portoricensis*, Presl, *Epim. Bot.* 188.

*Gymnopteris portoricense*, *Fée, Acrost.* 85; *Id. Gen.* 56.

[*Gen.* 14. *Sp.* 297.]



bicuspis, M. [*Synop.* xxi.]—Java (*Zoll.* 316 z.)

*Polypodium bicuspe*, *Blume, Enum.* 125; *Id. Fl. Jav.* 131.

*Acrostichum trinerve*, *Heskl. Cat. Hort. Bog. (Batav. 1844)* 3; *Kze. Bot. Zeit.* vi. 101.

*Cheiropleuria bicuspis*, *Presl, Epim. Bot.* 189; *Fée, Gen.* 56.

*decurrens*, *Presl.*—*Gymnopteris decurrens*.

*dentata*, *Presl, Epim. Bot.* 188.—Fr. Guiana.

*Gymnopteris dentata*, *Fée, Acrost.* 85; *Id. Gen.* 56.

*Heudelotii*, *Presl, Epim. Bot.* 187.—Senegambia.

*Gymnopteris Heudelotii*, *Bory et Fée, Acrost.* 84, t. 45; *Fée, Gen.* 56.

*nicotianæfolia*, *Presl, Epim. Bot.* 189.—W. Indies: Jamaica, Cuba (*Lind.* 2117), Trinidad, St. Thomas, Portorico; S. America: Guiana, Para (*Spruce* 28).

*Acrostichum nicotianæfolium*, *Sw. Syn.* 13, 199; *Willd. Sp.* 118; *Spr. Syst.* 37; *Desv. Prod.* 211 (excl. syn.); *Heward, Mag. Nat. Hist.* 1838, 457; *Kze. Lin.* xxiii. 214.

*Chrysodium nicotianæfolium*, *Metten. Fil. Lips.* 22.

*Gymnopteris nicotianæfolia*, *Presl, Tent.* 244, t. 11, fig. 6; *Fée, Acrost.* 86, t. 46, fig. 1; *Id. Gen.* 56; *J. Sm. Hook. Journ. Bot.* iv. 156; *Id. Cat. Ferns*, 23; *Moore et Houlst. Gard. Mag. Bot.* iii. 134, fig. 31.

*portoricensis*, *Presl.*—*Anapausia aliena* β.

*semipinnatifida*, *Presl, Epim. Bot.* 187.—Fr. Guiana.

*Gymnopteris semipinnatifida*, *Fée, Acrost.* 83, t. 44; *Id. Gen.* 56.

—β. *decurrens*.—Brazil: Sao Gabriel (*Spruce* 2121).

*Gymnopteris semipinnatifida*, β. *Hook. Icon. Pl.* t. 971-2.

*vespertilio*, M. [*Synop.* xxi.—err. typ: *vespertilionis*].—Java (*Lobb.* 198).

*Gymnopteris vespertilio*, *Hook. Lond. Journ. Bot.* v. 193, t. 7-8.

*Acrostichum vespertilio*, *Metten. Fil. Lips.* 20.

*Cheiropleuria vespertilio*, *Presl, Epim. Bot.* 190; *Fée, Gen.* 56.

**Anapeltis**, *J. Smith, Bot. Mag.* 1846, comp. 12 (§); *Id. Cat. Ferns*, 5.

*lycopodioides*, *J. Sm.*—*Pleopeltis lycopodioides*.

*nitida*, *J. Sm.*—*Pleopeltis nitida*.

*serpens*, *J. Sm.*—*Goniophlebium serpens*.

*squamulosa*, *J. Sm.*—*Pleopeltis squamulosa*.

*vaccinifolia*, *J. Sm.*—*Goniophlebium vaccinifolium*.

*venosa*, *J. Sm.*—*Pleopeltis stigmatica*.

**Anaxetum**, *Schott. Gen. Fil.* (t. 1).

*crassifolium*, *Schott.*—*Pleopeltis crassifolia*.

**Anchistea**, *Presl, Epim. Bot.* 71.

*virginica*, *Presl.*—*Woodwardia virginica*.

**ANEMIA**, *Swartz, Syn. Fil.* 6, 155. [*Synopsis* p. cxv.]

*abscissa*, *Schrad.*—*Anemia caudata* γ.

*adiantifolia*, *Sw. Syn. Fil.* 157.—W. Indies: Jamaica (*Hartw.*

- 1578), Cuba (*Otto*, 255), St. Domingo, Bahamas, Guadeloupe (*L'Herm.* 1), Portorico; S. America: Mexico (*Galeotti* 6324; *Leibold* 47; *Schaffn.* (1855) 104 a, b.), Tabasco (*Lind.* 1488), Guatemala.—*Plum.* t. 158: *Dict. Sc. Nat.*, (ed. *Levr.*) t. 100.
- Anemia adiantifolia*, *Willd. Sp.* 94; *Spr. Syst.* 32; *Desv. Prod.* 197; *Kze. Lin.* ix. 21; xviii. 309; xxiii. 221; *Presl, Supp. Tent.* 85; *Id. Die Gefassb.* 20, t. 3, fig. 20 (stipes); *Kl. Lin.* xviii. 527; *J. Sm. Lond. Journ. Bot.* ii. 386.
- Anemia cicutaria*, *Moore et Houlst. Gard. Comp.* 143, with tab. (small).
- Anemirhiza adiantifolia*, *J. Sm. Bot. Herald*, i. 243 (in obs.)
- Ornithopteris adiantifolia*, *Bernh. Schrad. neues Journ. Bot.* 1806, ii. 50, t. 3, fig. 15 b.
- Osmunda adiantifolia*, *Lin. Sp. Pl.* 1520.
- β. asplenifolia*, *Willd. Sp. Pl.* v. 94.—St. Domingo, Jamaica.
- Anemia adiantifolia*, *β. asplenifolia*, *Hook. et Grev. Icon. Fil.* t. 16.
- Anemia asplenifolia*, *Sw. Syn.* 157.
- Osmunda asplenifolia*, *Lam. Enc.* iv. 652.
- γ. caruifolia*.—Mexico.
- Anemia caruifolia*, *Presl, Rel. Hænk.* i. 74; *Id. Supp. Tent.* 85; *Id. Die Gefassb.* 20, t. 4, fig. 1; *Spr. Syst.* 32.
- adiantifolia*, *Schlech.*—*Anemia hirsuta*.
- anthriscifolia*, *Schrad.*—*Anemia tomentosa* *γ.*
- asplenifolia*, *Sw.*—*Anemia adiantifolia* *β.*
- aurita*, *Sw. Syn. Fil.* 157.—Jamaica.
- Anemia aurita*, *Willd. Sp.* 95; *Spr. Syst.* 31; *Desv. Prod.* 197; *Presl, Supp. Tent.* 80; *Hook. Icon. Pl.* t. 903.
- Osmunda aurita*, *Sw. Prod.* 127.
- Mohria aurita*, *J. Sm. Lond. Journ. Bot.* ii. 388.
- bipinnata* *M.* [*Synop. cxvi.*]—W. Indies: Cuba (*Otto* 66), Bahamas; Carolina, Campeachy.
- Anemia cicutaria*, *Kze. Lin.* ix. 22; *Id. Anal. Pter.* 9, t. 5, fig. 2; *Spr. Syst.* 31 *Presl, Supp. Tent.* 80; *Id. Die Gef.* 19, t. 3, fig. 16 (stipes).
- Anemia intermedia*, *E. Br. MS: Hb. Mus. Brit.*
- Osmunda bipinnata*, *Lin. Sp. Pl.* 1521 (excl. fig. *Plum.*)—*f. Lin. Hb.*
- Coptophyllum cicutarium*, *Kl. Lin.* xviii. 527.
- Mohria intermedia*, *J. Sm. Lond. Journ. Bot.* ii. 387.
- Breuteliana*, *Presl, Supp. Tent.* 90.—W. Indies: Trinidad, St. Kitt's; S. America: Brazil (*Blanch.* 49, 50).
- Anemia mandiocana*, *Hook. Gen. Fil.* t. 90 (non. *Raddi.*)—*f. Pr.*
- Anemia Phyllitidis*, *Mart. Hb. Fl. Bras.* 361.—*f. Pr.*
- Anemia Milleri*, *R. Brown MS: Hb. Mus. Brit.* (small).  
(See also *Anem. collina.*)
- buniifolia*, *M.* [*Synop. cxvi.*]—Brazil (*Gardn.* 4084).
- Anemia dichotoma*, *Gardn. Hb. Bras.* 4084; *Presl, Supp. Tent.* 80.
- Coptophyllum buniifolium*, *Gardn. Lond. Journ. Bot.* i. 133; *Id. Hk. Icon. Pl.* t. 477.
- Mohria buniifolia*, *J. Sm. Lond. Journ. Bot.* ii. 388.
- caruifolia*, *Presl.*—*Anemia adiantifolia* *γ.*
- caudata*, *Klfs. Enum.* 52.—Brazil.
- Anemia caudata*, *Spr. Syst.* 31; *J. Sm. Lond. Journ. Bot.* ii. 385.

*Anemia radicans*, Raddi, *Syn. Fil.* 22; *Id. Fil. Bras.* 70, t. 10; *Spr. Syst.* 31; *Desv. Prod.* 196; *Pr. Supp. Tent.* 85; *Kze. Lin.* xxiii. 223.

—β. *evoluta*.—Brazil.

*Anemia radicans*, β. *evoluta*, Presl, *Supp. Tent.* 85.

—γ. *abscissa*.—Brazil (*Gardn.* 2, 3).

*Anemia mandiocana*, Raddi, *Syn. Fil.* 23; *Id. Fil. Bras.* 70, t. 9, fig. 1; *Desv. Prod.* 196; *Link. Fil. Sp.* 25; *Gaud. Frey. Voy.* 295; *Presl, Supp. Tent.* 90; *Kze. Lin.* xxiii. 223; *Brack. U. S. Expl. Exped.* xvi. 305.

*Anemia abscissa*, Schrad. *Goett. gel. Anz.* 1824, 864.

*cheilanthoides*, Klfs.—*Anemia tomentosa* ε.

*cicutaria*, Kze.—*Anemia bipinnata*.

*cicutaria*, Moore et Houlst.—*Anemia adiantifolia*.

*ciliata*, Presl.—*Anemia hirsuta*.

[*coccinea*, Loud. *Hort. Brit.* ed. nov. (1850) 488—? . . . .

—*Kze. Lin.* xxiii. 223].

*collina*, Raddi, *Syn. Fil.* 24; *Id. Fil. Bras.* 71, t. 12.—Brazil, Mexico (*Gal.* 6364; *Seem.* 1951).

*Anemia collina*, *Spr. Syst.* 31; *Desv. Prod.* 196; *Link. Fil. Sp.* 25; *Gaud. Frey. Voy.* 295; *M. et Gal. Foug. Mex.* 20; *Lodd. Bot. Cab.* t. 1675; *Presl, Supp. Tent.* 86; *J. Sm. Lond. Journ. Bot.* ii. 385; *Brack. U. S. Expl. Exped.* xvi. 305; *Metten. Fil. Lips.* 115; *Hook. Fil. Exot.* t. 1.

*Anemia vellea*, Schrad. *Goett. gel. Anz.* 1824, 865.

*Anemia hirta*, *J. Sm. Bot. Mag.* 1846, comp. 38; et *Hort. plur.*

*Anemia Phyllitidis*, Mart. *Hb. Fl. Bras.* 361.—f. Pr.

*Anemia lanata*, E. Br. *MS: Hb. Mus. Brit.*

(See also *Anem. Breuteliana*).

—β. *evoluta*, Presl, *Supp. Tent.* 86.—Brazil.

*cordifolia*, Presl.—*Anemidictyon Phyllitidis* γ.

*cuneata*, Kze. *Lin.* ix. 21; *Id. Anal. Pter.* 8, t. 5, fig. 1.—Cuba.

*Anemia cuneata*, *Spr. Syst.* 32; *Presl, Supp. Tent.* 85.

*delicatula*, Pohl. *Hb.*—*Anemia millefolia*.

*deltoidea*, Sw.—*Anemia tomentosa* δ.

*deltoidea*, Kze. *Hb. Imp. Vien.*—*Anemia tomentosa* γ.

*densa*, Link.—*Anemidictyon hirtum*.

*dentata*, Gardn.—*Anemia filiformis*.

*dichotoma*, Gardn MS.—*Anemia buniifolia*.

*dissecta*, Presl.—*Anemia tenella*.

*distans*, Fée, *Cat. lith. Foug. Mex.* 33.—Mexico.

*diversifolia*, Schrad.—*Anemia Schraderiana*.

*Drègeana*, Kze. *Lin.* x, 193; xxiii. 222; *Id. Schkr. Supp.* i. 38, t. 20.—S. Africa; Natal (*Krauss* 370).

*Anemia Drègeana*, *Hook. Icon. Pl.* t. 236; *Presl, Supp. Tent.* 85; *Metten. Fil. Lips.* 115.

—β. *obtusissima*, Kze. *Schkr. Supp.* i. 38, t. 20, fig. d.—S. Africa; Natal.

- elegans*, Presl.—*Trochopteris elegans*.  
*ferruginea*, H. et B.—*Anemia tomentosa*.  
 [filiculifolia, Sw. Syn. 158.—St. Domingo.  
*Anemia filiculifolia*, Willd. Sp. 95; Spr. Syst. 31; Desv. Prod. 197;  
 Presl, Supp. Tent. 86; (excl. fig. Plum.)  
*Osmunda filiculifolia*,\* Lin. Sp. Pl. 1521.]  
*filiformis*, Sw. Syn. 156.—America merid: Brazil (*Gardn.*  
 2387), Mexico; W. Indies; Jamaica.  
*Anemia filiformis*, Willd. Sp. 90; Spr. Syst. 32; Presl, Supp. Tent. 87;  
 Kl. Lin. xviii. 526.  
*Anemia dentata*, *Gardn. Sert. Pl. sub. t. 70.*—f. Pr.  
*Anemia pulchra*, Pohl, Hb. Imp. Vien.—f. Pr.  
*Osmunda filiformis*, Lam. Ency. iv. 652.  
*flexuosa*, Sw.—*Anemia tomentosa*.  
*flexuosa*, Kze. Hb. Vien.—*Anemia tomentosa*  $\gamma$ .  
*flexuosa* v. ? *anthriscifolia*, Kze.—*Anemia tomentosa*  $\gamma$ .  
*flexuosa* ? Schimp.—*Anemia tomentosa*  $\beta$ .  
*fraxinifolia*, Raddi.—*Anemidictyon Phyllitidis*  $\delta$ .  
*fraxinifolia*, Goldm.—*Anemidictyon Phyllitidis*.  
*fulva*, Sw.—*Anemia tomentosa*  $\gamma$ .  
*Gardneri*, Hook. Icon. Pl. t. 190.—Brazil (*Gardn.* 4).  
*Gardneriana*, Presl.—*A. glareosa*.  
*glareosa*, *Gardn. Sert. Pl. t. 70*—Brazil (*Gardn.* 4086).  
*Anemia Gardneriana*, Presl, Supp. Tent. 82; Id. Die Gefassb. 20, t. 3,  
 fig. 18 (stipes).  
*glomerata*, *Gardn. MS: Hb. Hook.*—Brazil (*Gardn.* 5339).  
*goyazana*, Pohl Hb.—*Anemia humilis*.  
*gracilis*, Schrad.—*Anemia humilis*.  
*Hænkei*, M. et Gal.—*Anemidictyon Phyllitidis*.  
*Hænkei*, Presl.—*Anemidictyon Phyllitidis*  $\gamma$ .  
*helveola*, Fée, Cat. lith. Foug. Mex. 32.—Mexico (*Galeotti*  
 6585 bis.)  
*hirsuta*, Sw. Syn. 156.—S. America: Columbia (*Moritz.* i. 69;  
 Id. 5, 6. 158; *Wagner* 94; *Hartweg* 1482), Venezuela  
 (*Fendl.* 8, 15), New Grenada (*Lind. Schl.* 59, 625), Peru  
 (*Mathews* 3299); Brasil (*Gardn.* 218, 2388, 3558), Pa-  
 nama (*Seem.* 12), Mexico (*Gal.* 6363, 6543, 6567; *Leib.*  
 30; *Lind.* 41; *Schaffn.* (1854) 106 b.), Guatemala;  
 W. Indies: Jamaica, Cuba, St. Domingo.—Plum. t. 162;  
 Sloane, Jam. i. t. 25, fig. 6.  
*Anemia hirsuta*, v. *achilleæfolia*, M. et Gal. Foug. Mex. 20.  
*Anemia ciliata*, Presl, Del. Prag. 158; Spr. Syst. 32; Presl, Supp. Tent.  
 87; Kze. Lin. xxiii. 222.  
*Anemia repens*, (major), Raddi, Syn. Fil. 25; Id. Fil. Bras. 71, t. 9, fig.  
 2 b; Kl. Lin. xviii. 526.

\* Probably founded on Plumier's figure (t. 181), which is here referred to *Polybotrya cylindrica*.

*Anemia adiantifolia*, *Schlecht. Lin.* v. 621.

*Anemia obtusa*, *Desv. Berl. Mag.* v. 308; *Id. Prod.* 196; *Presl, Supp. Tent.* 90.

*Anemia opaca*, *Fée, Cat. lith. Foug. Mex.* 33 (Gal. 6567).

*Ornithopteris hirsuta*, *Bernh. Schrad. neues Journ. Bot.* 1806, ii. 50, t. 3, fig. 15 a.

*Osmunda hirsuta*, *Lin. Sp. Pl.* 1520; *Lam. Enc.* iv. 651.

*hirta*, Sw : W. Hb.—*Anemidictyon hirtum*.

*hirta*, J. Sm.—*Anemia collina*.

*hirta*, Raddi : Poep. Hb.—*Anemidictyon Phyllitidis* β.

*hispida*, *Kze. Lin.* ix. 20.—Peru.

*Anemia hispida*, *Presl, Supp. Tent.* 86.

*humilis*, Sw. *Syn.* 156.—S. America : Brazil (*Gardn.* 2389, 3560 (Pr), 4087; *Clauss.* 79, 109, 195), Para (*Spruce* 948), British Guiana (*Rich. Schomb.* 1219), Columbia (*Moritz.* 159), Venezuela (*Fendl.* 9, 10), I. of Taboga, Panama (*Seem.* 992), Mexico (*Galeotti* 6353; *Schaffn.* (1854) 106 a.)

*Anemia humilis*, *Schkuhr, Crypt.* 142, t. 141; *Willd. Sp.* 90; *Spr. Syst.* 31; *Desv. Prod.* 196; *Presl, Rel. Hank.* i. 74; *Id. Supp. Tent.* 81; *Hook. Ex. Fl.* t. 28; *Kze. Hb. Imp. Vienna*; *Kl. Lin.* xviii. 525.

*Anemia repens*, (minor), *Raddi, Syn. Fil.* 25; *Id. Fil. Bras.* 71, t. 9, fig. 2 a; *Gaud. Frey. Voy.* 295; *Brack. U.S. Expl. Exped.* xvi. 308.

*Anemia gracilis*, *Schrad. Goett. gel. Anz.* 1824, 865; *Presl, Supp. Tent.* 87 (incl. β.)

*Anemia pilosa*, *M. et G. Foug. Mex.* 19, t. 2, fig. 1; *Presl, Supp. Tent.* 86.

*Anemia pumila*, *Kl. Lin.* xviii. 526.

*Anemia Seemanni*, *Hook. Lond. Journ. Bot.* vii. 564, t. 16.

*Anemia Schomburgkiana*, *Presl, Supp. Tent.* 86; *Id. Die Gefassb.* 20, t. 4, fig. 2 (stipes).

*Anemia goyazana*, *Pohl Hb.*—(Pr.)

*incisa*, *Schrad. Goett. gel. Anz.* 1824, 865.—Brazil (*Gardn.* 3560 bis—Hb. Hk.); New Grenada; Venezuela (*Fendl.* 11; *Lind.* 693.

*Anemia incisa*, *Mart. Icon. Crypt. Bras.* 114; *Presl, Die Gefassb.* 20, t. 4, fig. 3.

*Anemia pallida*, *Field. et Gardn. Sert. Pl.* sub. t. 70.

*Anemidictyon incisum*, *Presl, Supp. Tent.* 95.

—β. *obtusa* (*Pr. Die Gefassb.* 20).—Brazil (*Gardn.* 3560 bis—Hb. Heward.)

*intermedia*, R. Br. MS.—*Anemia bipinnata*.

*Kunzeana*, *Kl. MS* : *Id. Lin.* xviii. 526, note.—? . . . .

*laciniata*, Link.—*Anemidictyon Phyllitidis* ε.

*lanata*, R. Br. MS.—*Anemia collina*.

*lanceolata*, Lodd : Sweet.—*Anemidictyon Phyllitidis*.

*Langsdorffiana*, *Presl, Supp. Tent.* 89.—Brazil : St. Catherines.

*Anemia Phyllitidis*, var. *Langsd. et Fisch. Icon. Fil.* 24, t. 28.—f. Pr.

*longifolia*, Raddi : Goldm.—*Anemidictyon Phyllitidis* β.

*macrophylla*, Hort.—*Anemidictyon hirtum*.

- mandioccana*, Raddi.—*Anemia caudata*  $\gamma$ .  
*mandioccana*, Hook.—*Anemia Breuteliana*.  
*media*, Link, *Fil. Sp.* 25.—Venezuela.  
*Anemia media*, Presl, *Supp. Tent.* 90; *Kze. Lin.* xxiii, 223.  
*mexicana*, Kl. *Lin.* xviii, 526.—Mexico (*Aschenb.* 575); New Mexico (*Wright* 826); Texas (*Lindheimer* 524, 572).  
*Anemia mexicana*, Kze. *Schkr. Supp.* ii, 75, t. 131; *Id. Lin.* xxiii, 223; *Hook. Icon. Plant.* t. 988.  
*Anemia speciosa*, Presl, *Supp. Tent.* 89; *Id. Die Gefasb.* 20, t. 4, fig. 4 (stipes).  
*Anemia striata*, A. Braun MS.—f. Kze.  
*millefolia*, Gardn. MS: *Hb. Bras.* 4083.—Brazil (*Gardn.* 4083).  
*Anemia millefolia*, Presl, *Supp. Tent.* 80.  
*Anemia delicatula*, Pohl MS: *Hb. Imp. Vien.*—f. Pr.  
*Anemia petrophila*, Bongard MS.—f. Pr.  
*Coptophyllum millefolium*, Gardn. *Lond. Journ. Bot.* i, 133; *Id. Hook. Icon. Pl.* t. 478.  
*Mohria millefolia*, J. Sm. *Lond. Journ. Bot.* ii, 388.  
*Milleri*, R. Br. MS.—*Anemia Breuteliana*.  
*multifida*, Pohl.—*Anemia tenella*.  
*obliqua*, Schrad.—*Anemidictyon hirtum*.  
*obtusa*, Desv.—*Anemia hirsuta*.  
*oblongifolia*, Sw. *Syn.* 156.—Brazil (*Gardn.* 3561); New Grenada, St. Martha; Panama.  
*Anemia oblongifolia*, Willd. *Sp.* 90; *Schkr. Crypt.* 142, t. 141; *Spr. Syst.* 31; *Desv. Prod.* 196; *Presl, Supp. Tent.* 81; *J. Sm. Lond. Journ. Bot.* ii, 385.  
*Osmunda oblongifolia*, Cav. *Icon.* vi, 69, t. 592, fig. 2.  
*Osmunda longifolia*, Poir.  
*opaca*, Fée.—*Anemia hirsuta*.  
*pallida*, Gardn.—*Anemia incisa*.  
*petrophila*, Bongard MS.—*Anemia millefolia*.  
*pilosa*, M. et Gal.—*Anemia humilis*.  
*Phyllitidis*, Sw.—*Anemidictyon Phyllitidis*.  
*Phyllitidis*, H. B. K.—*Anemidictyon Phyllitidis*  $\gamma$ .  
*Phyllitidis*, Klfs.—*Anemidictyon Phyllitidis*  $\delta$ .  
*Phyllitidis*, Mart. *Hb. Bras.*— { *Anemia Breuteliana* (Pr.)  
{ *Anemia collina* (Pr.)  
*Phyllitidis*, Raddi.—*Anemidictyon Phyllitidis*  $\beta$ .  
*Phyllitidis*, var. Langds. et Fisch.—*Anemia Langsdorffiana*.  
*pulchra*, Pohl.—*Anemia filiformis*.  
*pumila*, Kl.—*Anemia humilis*.  
*Raddiana*, Link.—*Anemia tomentosa*.  
*radicans*, Raddi.—*Anemia caudata*.  
*radicans*,  $\beta$ . Raddi.—*Anemia rotundifolia*.  
*radicans*,  $\beta$ . Presl.—*Anemia caudata*  $\beta$ .  
*repanda*, R. Br. MS.—*Anemidictyon Phyllitidis*  $\delta$ .  
*repens*, (*a*), Raddi.—*Anemia humilis*.

- repens* (b), Raddi.—*Anemia hirsuta*.  
*Riedeliana*, Kze. MS.—*Trochopteris elegans*.  
*rotundifolia*, Schrader, Goett. *gel. Anz.* 1824, 865.—Brazil;  
 South Brazil.  
*Anemia rotundifolia*, Presl, *Supp. Tent.* 81.  
*Anemia radicans*,  $\beta$ . Raddi, *Fil. Bras.* 70, t. 11; *Brack. U.S. Expl. Exped.*  
 xvi. 305.  
*rubrostipes*, Pohl.—*Anemia tomentosa*  $\gamma$ .  
*rutæfolia*, Mart. *Icon. Crypt. Bras.* 112, t. 55, fig. 1.—Brazil.  
*Anemia rutæfolia*, Presl, *Supp. Tent.* 82.  
*scandens*, Spr.—*Lomariopsis sorbifolia*.  
*Schimperia*, Presl.—*Anemia tomentosa*  $\beta$ .  
*Schomburgkiana*, Presl.—*Anemia humilis*.  
*Schraderiana*, Mart. *Icon. Crypt. Bras.* 113, t. 58.—Brazil.  
*Anemia Schraderiana*, Presl, *Supp. Tent.* 89.  
*Anemia diversifolia*, Schrad. Goett. *gel. Anz.* 1824, 864 (var. major).  
*Anemia vespertilio*, Schrad. Goett. *gel. Anz.* 1824, 865 (var. minor).  
*Seemanni*, Hook.—*Anemia humilis*.  
*sorbifolia*, Schrad.—*Anemidictyon Phyllitidis*  $\delta$ .  
*speciosa*, Presl. }  
*striata*, A. Braun MS. } —*Anemia mexicana*.  
*tenella*, Sw. *Syn.* 156.—Jamaica; Mexico; Panama; Quito;  
 Brazil (*Regn.* ii. 340; *Claussen* 80).  
*Anemia tenella*, Schkuhr, *Crypt.* 143, t. 141; *Willd. Sp.* 91; *Spr. Syst.*  
 32; *Presl, Supp. Tent.* 88; *Kze. Hb. Imp. Vien*; *Id. Lin.* xxiii. 223;  
*J. Sm. Lond. Journ. Bot.* ii. 385 (excl. syn).  
*Anemia dissecta*, Presl, *Rel. Hænk.* 74, t. 11, fig. 4; *Id. Supp. Tent.*  
 88; *J. Sm. Bot. Voy. Herald.* i. 242.  
*Anemia multifidum*, Pohl *Hb.*—f. Pr.  
*Osmunda tenella*, Cav. *Icon.* vi. 69, t. 592, fig. 1.  
*tenuifolia*, Presl, *Die Gefassb.* i. 19, t. 3, fig. 17 (stipes); *Id.*  
*Epim. Bot.* 10, t. 4.—Brazil.  
*tomentosa*, Sw. *Syn.* 157.—S. America: Buenos Ayres, Brazil  
 (*Regn.* ii. 339, 340½; *Gardn.* 7, 89 (pt.), 90, 5340, 5341;  
*Clauss.* 67; *Blanch.* 3270—f. Pr.: see also var.  $\gamma$ .), B.  
 Guiana (*Rich. Schomb.* 624; *Rob. Schomb.* 799), Peru  
*Hartw.* 860), Columbia (*Otto*, 670, 1049; *Moritz.* i. 70;  
*Id.* 4, 72, 157; *Wagen.* 361), Venezuela (*Fendl.* 6), New  
 Grenada (*Lind.* 652), Mexico.  
*Anemia tomentosa*, *Willd. Sp.* 93; *Spr. Syst.* 32; *Desv. Prod.* 197.  
*Anemia flexuosa*, Sw. *Syn.* 156; *Willd. Sp.* 93; *Spr. Syst.* 32; *Desv.*  
*Prod.* 196; *Raddi, Fil. Bras.* 71, t. 13; *Gaud. Frey. Voy.* 295;  
*Mart. Icon. Crypt. Bras.* 114; *Wall. Cat.* 53; *Presl, Supp. Tent.*  
 90; *J. Sm. Lond. Journ. Bot.* ii. 385; *Kze. Lin.* xxiii. 222; *Id. Bot.*  
*Zeit.* iii. 287; *Brack. U. S. Expl. Exped.* xvi. 306.  
*Anemia villosa*, H. et B.: *Willd. Sp.* v. 92; *Spr. Syst.* 32; *Desv. Prod.*  
 196; *Klfs. Enum.* 53; *H.B.K. Nov. Gen.* i. 32; *Presl, Supp. Tent.*  
 82 ( $\beta$ ,  $\gamma$ ,  $\delta$ .); *Id. Die Gefassb.* 20, t. 3, fig. 19 (stipes  $\delta$ .);  
*Moore et Hoult. Gard. Mag. Bot.* 142, fig. 87; *Kze. Lin.* xxiii. 223;  
*Metten. Fil. Lips.* 115.

*Anemia ferruginea*, *H. B. K. Nov. Gen.* i. 32; *Desv. Prod.* 197; *Presl, Rel. Hænk.* i. 75; *Kze. Lin.* ix. 22; *Cl. Lin.* xviii. 527.

*Anemia Raddiana*, *Link, Hort. Ber.* ii. 144; *Id. Fil. Sp.* 26; *Kze. Lin.* xxiii. 223.

*Osmunda tomentosa*, *Lam. Ency.* iv. 652.

*Osmunda flexuosa*, *Lam. Ency.* iv. 652.

*Osmunda villosa*, *Poir.*

*Osmunda ferruginea*, *Poir.*

—β. *Schimperia*.—*Abyssinia* (*Schimp.* 1203).

*Anemia Schimperiana*, *Presl, Supp. Tent.* 84.

*Anemia?* *flexuosa*, *Schimper, Hb. Un. Itin.* 1203.

—γ.—*fulva*.—*S. America*: *Montevideo, Brazil* (*Gardn.*

3559; *Blanchet* 3270—*f. Pr.*: see also under *tomentosa*),

*Venezuela* (*Lind.* 180; *Id. F. et S.* 692; *Funck* 197),

*New Grenada, Peru* (*Mathews* 3300, 3301), *Mexico*.

*Anemia fulva*, *Sw. Syn.* 157; *Schkr. Crypt.* 144, t. 142; *Willd. Sp.* 93; *Spr. Syst.* 32; *Desv. Prod.* 197; *Presl, Supp. Tent.* 84 (incl. β. γ.)

*Anemia flexuosa*, *Kze. Hb. Imp. Vien.*—*f. Pr.*

*Anemia flexuosa*, v. ? *anthriscifolia*, *Kze. Lin.* xviii. 308; xxiii. 222.

*Anemia anthriscifolia*, *Schrad. Goett. gel. Anz.* 1824, 865.

*Anemia deltoidea*, *Kze. Hb. Imp. Pal. Vien.*—*f. Pr.*

*Anemia rubrostipes*, *Pohl MS.* (Pr.)

*Osmunda fulva*, *Cav. Icon.* vi. 70, t. 593, fig. 2; *Id. Prælect.* (1802) 555.

—δ. *deltoidea*.—*S. America*: *Buenos Ayres, Montevideo,*

*Brazil* (*Gardn.* 5338, 5956; *Clauss.* 63, 75, 194), *Ve-*

*nezuela* (*Fendl.* 7) ? *Mexico* (*Karwinsky* 8).

*Anemia deltoidea*, *Sw. Syn.* 156; *Schkr. Crypt.* 143, t. 142; *Willd. Sp.* 92; *Spr. Syst.* 32; *Desv. Prod.* 196; *J. Sm. Lond. Journ. Bot.* ii. 385.

*Anemia villosa*, α. *deltoidea*, *Presl, Supp. Tent.* 82.

*Anemia villosa*, ξ. *Karwinskiana*, *Presl, Supp. Tent.* 83 ?

*Osmunda deltoidea*, *Cav. Icon.* vi. 70, t. 593, fig. 1.

—ε. *cheilanthoides*.—*Brazil*.

*Anemia cheilanthoides*, *Klfs. Enum.* 53; *Spr. Syst.* 32; *Link, Fil. Sp.* 26; *Kze. Lin.* xxiii. 222; *Metten. Fil. Lips.* 115.

—ξ. *tripinnata*.—*Guatemala, Peru* (*Mathews* 1111), *Brazil* (*Gardn.* 89 in part).

*trichorhiza*, *Hook. Icon. Pl.* t. 876.—*Brazil* (*Gardn.* 4080).

*Tweedieana*, *Hook.*—*Anemidictyon Tweedieanum*.

*vellea*, *Schrad.*—*Anemia collina*.

[*verticillata*, *Sw. Syn.* 158.—*Jamaica*; *St. Domingo*.

*Anemia verticillata*, *Willd. Sp.* v. 95; *Spr. Syst.* 31; *Desv. Prod.* 197.

*Osmunda verticillata*,\* *Lin. Sp. Pl.* 1520; *Plum. Fil.* 137, t. 160.

*Spathepteris verticillata*, *Presl, Supp. Tent.* 95.]

*vespertilio*, *Schrad.*—*Anemia Schraderiana*.

*villosa*, *H. et B.*—*Anemia tomentosa*.

*villosa*, u. et ? ξ. *Presl.*—*Anemia tomentosa* δ.

*Wightiana*, *Gardn. Calcutta Journ. Nat. Hist.* vii. 10, t. 1.—

*India*: *Neilgherries*.

\* Altogether dubious: probably founded on Plumier's figure of which apparently the sterile frond represents some *Pteris*, and the fertile *Gymnogramma trifoliata*.



**Anemirhiza**, *J. Smith, Bot. Voy. Herald*, i. 242 (in obs.)  
*adiantifolia*, *J. Sm.*—*Anemia adiantifolia*.

**ANEMIDICTYON**, *J. Smith, Hk. Gen. Fil.* t. 103; *Id.*

*Lond. Journ. Bot.* i. 124. [*Synopsis* p. cxvi.]

*densum*, *J. Sm.*—*Anemidictyon hirtum*

*fraxinifolium*, *J. Sm.*—*Anemidictyon Phyllitidis*  $\delta$ .

*Hænkei*, *Presl.*—*Anemidictyon Phyllitidis*  $\beta$ ,  $\gamma$ .

*hirtum*, *Presl, Supp. Tent.* 92.—*W. Indies*: Jamaica, Cuba, St. Domingo, Martinique; *Brazil*.—*Plum.* t. 157.

*Anemidictyum obliquum*, *Presl, Supp. Tent.* 93.

*Anemidictyon densum*, *J. Sm. Lond. Journ. Bot.* ii. 387.

*Anemia hirta*, *Sw. Syn.* 155; *Willd. Sp.* 89 (Hb. 19494); *Spr. Syst.* 31; *Desv. Prod.* 196; *Link, Fil. Sp.* 24; *J. Sm. Lond. Journ. Bot.* ii. 384; *Kze. Lin.* xxiii. 222.

*Anemia densa*, *Link, Hort. Ber.* ii. 142; *Id. Fil. Sp.* 24 (excl. syn. L. et F., *Raddi*)—*f. Pr.*; *Kze. Lin.* xxiii. 222.

*Anemia obliqua*, *Schrad. Goett. gel. Anz.* 1824, 864; *Kze. Lin.* ix. 20 (excl. syn. *Willd.*; *Langs. et F.*—*f. Mart.*)

*Anemia macrophylla*, *Hort.*—*f. Pr.*

*Osmunda hirta*, *Lin. Sp. Pl.* 1520; *Lam. Ency.* iv. 651.

*incisum*, *Presl.*—*Anemia incisum*.

*laciniatum*, *Presl.*—*Anemidictyon Phyllitidis*  $\epsilon$ .

*obliquum*, *Presl.*—*Anemidictyon hirtum*.

*Phyllitidis*, *J. Sm. Lond. Journ. Bot.* ii. 387.—*W. Indies*: Jamaica, Trinidad, etc.; *S. America*: *Brazil* (*Gardn.* 4082 in part; *Mart.* 360; *Regn.* ii. 338); *Peru* (*Mathews* 1804), *Columbia* (*Moritz.* i. 10; *Wagen.* 111; *Otto* 686), *Venezuela* (*Fendl.* 13; *Funcke* 497), *New Grenada* (*Lind. Schl.* 234), *Veraguas, Mexico* (*Leibold* 31; *Lind.* 3; *Gal.* 6399; *Aschenb.* 575).—*Plum.* t. 156.

*Anemidictyon Phyllitidis*, *Presl, Supp. Tent.* 93; *Id. Die Gefassb.* 21, t. 4; fig. 6 (stipes); *Moore et Houlst. Gard. Comp.* 143, fig. 88; *Brack. U. S. Expl. Exped.* xvi. 307; *J. Sm. Bot. Voy. Herald.* i. 243.

*Anemia Phyllitidis*, *Sw. Syn.* 155; *Willd. Sp.* 89 (Hb. 19493, fol. 1); *Spr. Syst.* 31; *Desv. Prod.* 195; *H.B.K. Nov. Gen.* i. 32; *Klfs. Enum.* 51; *Link, Fil. Sp.* 24; *Kze. Bot. Zeit.* iii. 282; *Id. Lin.* xviii. 308; xxiii. 223; *Kl. Lin.* xviii. 525; *Metten. Fil. Lips.* 115.

*Anemia Hænkei*, *M. et Gal. Foug. Mex.* 19.—*f. Pr.*

*Anemia lanceolata*, *Lodd. Bot. Cat.* t. 1416, in *Ind.* (*Phyllitidis* in text); *Sweet, Hort. Brit.* ed. 2, 577.

*Anemia fraxinifolia*, *Goldm. Nov. Act. N.C.* xix, supp. i. 468.

*Osmunda Phyllitidis*, *Lin. Sp. Pl.* 1520; *Lam. Ency.* iv. 650.

— $\beta$ . *longifolium*.—*Brazil* (*Blanch.* 2279; *Gard.* 4082 in part); *Caraccas, Peru* (*Mathews* 3303).

*Anemia longifolia*, *Raddi, Fil. Bras.* 69, t. 8 (incl.  $\beta$ . excl. syn. L. et F.); *Goldm. Nov. Act. N.C.* xix, supp. t. 468; *Kze. Lin.* xxiii. 222 (incl. var. *undulata*.)

*Anemia Phyllitidis*, *Raddi, Syn. Fil.* 19.

*Anemia hirta*, *Raddi, Syn. Fil.* 20; *Pœppig Hb.*—*f. Kl.*

*Anemidictyon Hænkei*, *Presl, Supp. Tent.* 94.

— $\gamma$ . *cordifolium*.—*Brazil, Venezuela* (*Fendl.* 13), *Caraccas*  
[*Gen.* 16. *Sp.* 341.]

(*Moritz*. 3), N. Grenada, Peru, Mexico (*Schaffn.* (1854), 105).

*Anemia cordifolia*, *Presl, Rel. Hænk.* i. 73, t. 11, fig. 3; *Spr. Syst.* 31.  
*Anemia Phyllitidis*, *H.B.K. Nov. Gen.* i. 26; *Willd. Hb.* (spec. Humb.)  
19493, fol. 2.—f. Pr.

*Anemia Hænkei*, *Presl, Rel. Hænk.* i. 74; *Spr. Syst.* 31; *Kze. Lin.* ix.  
20; xxiii. 222.

*Anemidictyon Hænkei*,  $\beta$ . *Presl, Supp. Tent.* 94.

— $\delta$ . *fraxinifolium*.—Brazil (*Blanch.* 9, 74, 178; *Barclay*  
179; *Gardn.* 6).

*Anemidictyon fraxinifolium*, *J. Sm. Lond. Journ. Bot.* ii. 387; *Presl,*  
*Supp. Tent.* 92 (incl.  $\beta$ .); *Id. Die Gefassb.* 21, t. 4, fig. 5 (stipes).

*Anemidictyon Phyllitidis*, *Hook. Gen. Fil.* t. 103 (excl. syn.)—f. Pr.  
*Anemia fraxinifolia*, *Raddi, Syn. Fil.* 21; *Id. Fil. Bras.* 69, t. 8 bis;  
*Desv. Prod.* 196; *Gaud. Frey. Voy.* 294; *Kze. Lin.* xxiii. 222.

*Anemia sorbifolia*, *Schrad. Goett. gel. Anz.* 1824, 864.

*Anemia Phyllitidis*, *Klfs. Enum.* 54 (excl. syn.)—f. Pr.

*Anemia repanda*, *R. Br. MS: Hb. Mus. Brit.*

*Osmunda Phyllitidis*, *Velloz. Fl. Flum.* xi. t. 55.—f. Pr.

— $\epsilon$ . *laciniatum*.—Brazil.

*Anemidictyon laciniatum*, *Presl, Supp. Tent.* 94.

*Anemia laciniata*, *Link. Fil. Sp.* 25; *Kze. Lin.* xxiii. 222.

*Osmunda brasiliensis*, *Velloz. Fl. Flum.* xi. t. 54.—f. Pr. (non—f. *Kze.*)

*Phyllitidis*, *Hook.*—*Anemidictyon Phyllitidis*  $\delta$ .

*Tweedieanum* M. [*Synops.* cxvi.]—S. Brazil.

*Anemia Tweedieana*, *Hook. Icon. Pl.* t. 906.

**ANETIUM**, *Splitgerber, Tijdsch. Nat. Gesch.* vii. 395.

[*Synopsis* p. lviii.]

*citrifolium*, *Splitg. Hoëv. et Vr. Tijdsch. Nat.* vii. 395.—W.

Indies: Jamaica, Trinidad, St. Vincent's, Guadeloupe  
(*L'Herm.* 2) Porto Rico; S. America: Brazil (*Mart.*  
369), Para (*Spruce* 274), Amazon R. (*Spruce* 2368), New  
Grenada, F. Guiana, Surinam (*Kegel* 1434), Mexico Vera  
Cruz (*Galeotti* 6301)—*Plum.* t. 116.

*Antrophyum citrifolium*, *Fée, Antroph.* 51; *Id. Gen. Fil.* 175.

*Hemionitis parasitica*, *Lin. Sp. Pl.* 1535.

*Hemionitis Boryana*, *Balbis Hb.*—f. Pr.

*Hemionitis spathulata*, *Presl, Tent. Pter.* 221.

— $\beta$ . *flaccidum*, *Fée, Acrost.* 97.—French Guiana.

*Acrostichum flaccidum*, *Bory Hb.*—f. *Fée.*

*Antrophyum pendulum*, *Lepr. MS: Fée, Antroph.* 51; *Id. Gen. Fil.* 175.

*costatum*, *Hk. MS.*—*Anetium Sprucei*.

*crinitum*, *Presl.*—*Hymenodium crinitum*.

*pachyphyllum*, *Presl.*—*Hymenodium pachyphyllum*.

*reticulatum*, *Presl.*—*Hymenodium reticulatum*.

*Sprucei*, *Hook. Hb.*—Para (*Spruce* 52).

*Antrophyum costatum* *Hook MS, in Hb.*

- crinitum*, Presl.—*Hymenodium crinitum*.  
*pachyphyllum*, Presl.—*Hymenodium pachyphyllum*,  
*reticulatum*, Presl.—*Hymenodium reticulatum*.  
*Sprucii*, Hook. *Hb.*—Para (*Spruce* 52).  
*Antrophyum costatum*, Hook *MS. in Hb.*

**ANGIOPTERIS**, Hoffmann, *Comment. Soc. Reg. Goëtt.* xii.  
 29, t. 5; *De Vriese, Maratt.* 15.\* [*Synopsis* p. cxx.]

- acrocarpa*, *De Vriese, Mon. Maratt.* 20.—Society Isles.  
*amboinensis*, *De Vriese, Epim. ad Ind. Sem.* 1851; *Id. Mon. Maratt.* 32.—Amboyna.—? *Rumph. Amb.* vi. t. 27.  
*angustifolia*, *Presl, Supp. Tent.* 21; *Id. Corda, Fl. d. Vorw.* t. 45, fig. 6-8 (caud.); *Id. Die Gefassb.* 13, t. 1, fig. 12 (stipes).—Philippine Isles (*Cuming* 18; see also *Ang. caudata*); ? Marianne Isles.  
*Angiopteris angustifolia*, *De Vriese, Mon. Maratt.* 18.  
*Angiopteris, evecta*, *J. Sm. Hook. Journ. Bot.* iii. 421.  
*Angiopteris evecta angustata*, *Kze. Anal. Pter.* 4?  
*Clementea palmiformis*, *Cav. Præl.* (1802) 554; *Id. H. R. Madr.* t. 4?—f. Pr.  
*angustata*, *Miquel, Ind. Sem. Hort. Amstel.* 1849; *Id. Verh. Kon. Nederl. Inst.* 1851, 50, t. 6 B.—Java.  
*Angiopteris angustata*, *De Vriese, Epimet. ad Ind. Sem.* 1851; *Id. Mon. Maratt.* 26.  
*Angiopteris evecta, v. cuspidata*, *Blume, Enum.* 257.

\* We insert the species of this genus in accordance with the enumeration of Prof. De Vriese, which is the most recent and complete, but we confess to a strong opinion that they should be very much reduced in number; or perhaps, some of the more obviously diverse among them, should rather be considered as varieties of *A. evecta*, than as distinct species. While, with less complete materials within reach, than those which were at the disposal of Dr. De Vriese, we hesitate, in a mere Index like the present, to dissent from his views, an examination of a considerable number of the species of that author, as authenticated by himself in the Hookerian Herbarium, has suggested to us that they might be arranged as follows:—

**Angiopteris evecta:** (recurrent intermediate veins evident) may include—  
*aphanosorus, De Vr., suboppositifolia, De Vr.*

*var.* (1) *longifolia, Hk. et Gr.—angustifolia, Presl, angustata, Miquel, Hartingeana, De Vr.—caudata, De Vr., acrocarpa, De Vr.,—microsporangia, De Vr., cuspidata, De Vr.,*

*var.* (2) *polysporangia, De Vr.*

*var.* (3) *crassifolia, De Vr.*

*var.* (4) *hypoleuca, De Vr.—pruinosa, Kze.*

*var.* (5) *approximata, De Vr.*

*var.* (6) *aurata, De Vr., cupreata, De Vr.*

*var.* (7) *Teysmanniana, De Vr., pallescens, De Vr.—smaller; Wallichiana, Pr., Beecheyana, De Vr.—larger.*

**Angiopteris crassipes:** (recurrent veins none or very short) may include—  
*Hookeriana, De Vr., Wightiana, De Vr., Griffithiana, De Vr.—larger; Arnottiana, De Vr.—smaller.*

*var.* (1) *repandula, De Vr.—Brongniartiana, De Vr.*

*var.* (2) *uncinata, De Vr.*

*var.* (3) *sylhetensis, De Vr., amboinensis, De Vr.,*

*var.* (4) *commutata, Pr.,*

*var.* (5) *laciniata, De Vr.*

*var.* (6) *assamica, De Vr.—marginata, De Vr.*

*var.* (7) *magnifica, Miquel.*

[March 1858.]

- ankolana, *De Vriese, Epimet. ad Ind. Sem.* 1851; *Id. Mon. Maratt.* 19, t. 3, fig. 9, t. 4, fig. 9—Sumatra: Ankola.
- aphanosorus, *De Vriese, Epim. ad Ind. Sem.* 1851; *Id. Mon. Maratt.* 19.—Sumatra; ? Tahiti.
- approximata, *De Vriese, Mon. Maratt.* 25.—Sumatra.
- Arnottiana, *Miquel, Verh. Kon. Nederl. Inst.* 1851, 53, t. 7, fig. A.—India: Peninsula (*Wight, Hb. prop.* 32).  
*Angiopteris Arnottiana, De Vriese, Mon. Maratt.* 28.
- assamica, *De Vriese, Mon. Maratt.* 33.—Assam [Moulmein—*Hb. Hk.*]
- [*attenuata, Brack. U. S. Explor. Exped.* xvi. 310.—Philippine Isles.]
- aurata, *De Vriese, Mon. Maratt.* 22.—New Zealand (*De Vr.—ex Hb. Hk.*); [? Ceylon—see *Hk. fil. Fl. N. Zeal.* ii. 49].
- Beecheyana, *De Vriese, Mon. Maratt.* 22.—Caroline Isles.  
*Angiopteris evecta, Hook. et Arn. Beech. Voy.* 73.
- Brongniartiana, *De Vriese, Mon. Maratt.* 30, t. 3, fig. 5, t. 4, fig. 5.—Tahiti.  
[*Angiopteris Brongniartii, Lind. Cat.* 1856.  
*Angiopteris erecta, Hk. et Grev. Icon. Fil.* t. 36.]
- camptophlebia, *De Vriese, Mon. Maratt.* 31 (campsophlebia).—India.
- caudata, *De Vriese, Mon. Maratt.* 20.—Philippine Isles (*Cuming* 18, *Herb. Mus. Vindob.*—f. *De Vr.*; see also *Ang. angustifolia.*) [*Aneiteum—Hb. Hk.*]
- cochinchinensis, *De Vriese, Mon. Maratt.* 23, t. 3, fig. 22, t. 4, fig. 22.—Cochinchina.
- commutata, *Presl, Supp. Tent.* 25.—Society Isles: Tahiti [Barclay 3334: *Hb. Mus Brit.*]  
*Angiopteris commutata, De Vriese, Mon. Maratt.* 33, t. 3, fig. 1, t. 4, fig. 1.  
*Angiopteris evecta, Willd. Hb.* 19459.—f. *Pr.*  
*Angiopteris longifolia, Guill. Ann. Sc. Nat.* ser. 2, vi. 311.
- crassifolia, *De Vriese, Epim. ad Ind. Sem.* 1851; *Id. Mon. Maratt.* 17.—Java.
- crassipes, Wall. (part.)* — { *Angiopteris sylhetensis.*  
*Angiopteris Wallichiana.*  
*Angiopteris latifolia.*
- crassipes, Wall. Cat.* 187, in part.—India: Nepal, Martaban, Moulmein [Sylhet, Neilgherries, Penang, (*Wall.*)]  
*Angiopteris crassipes, Presl, Supp. Tent.* 23; *Id. Die Gefassb.* 14, t. 1, fig. 15 (stipes); *De Vriese, Mon. Maratt.* 27, t. 3, fig. 12, t. 4, fig. 12.  
[*P Marattia pinnata, Roxb. Calc. Journ. Nat. Hist.* iv. 519 (Moluccas).]
- cupreata, *De Vriese, Mon. Maratt.* 21.—Society Isles.

- cuspidata, *De Vriese, Epimet. ad Ind. Sem.* 1851; *Id. Mon. Maratt.* 18, t. 3, fig. 7, t. 4, fig. 7.—Java.
- distans, *Presl, Supp. Tent.* 23.—India (*Hugel* 2453, 2445).  
*Angiopteris distans, De Vriese, Mon. Maratt.* 31.
- Dregeana, *De Vriese, Mon. Maratt.* 17, t. 3, fig. 8, t. 4, fig. 8.  
 —Java.  
*Angiopteris javanica, Presl, Supp. Tent.* 20; *De Vriese, Epim. Sem.* 1851.  
*Angiopteris evecta, Drege, Flor. Ind. Or. exsicc.* 25; *Bl. Enum.* 257—f. Pr.
- D'Urvilleana, *De Vriese, Mon. Maratt.* 17, t. 3, fig. 11, t. 4, fig. 11.—Society Isles: Tahiti; Marianne Isles; Manilla.
- erecta, Hk. et Grev.—*Angiopteris Brongniartiana.*
- evecta, *Hoffm. Comm. Soc. Reg. Goëtt.* xii. 29, t. 5 (excl. syn. Plum.)—Society Isles [Feejee and Samoan Isl.]  
*Angiopteris evecta, Sw. Syn.* 166, 395 (¶ excl. syn. Cav.); *Willd. Sp.* 59; *Schkuhr, Crypt.* 151, t. 150; *Poir. Enc. Supp.* i. 366; *Klfs. Enum.* 34, t. 1, fig. 4; *Presl, Supp. Tent.* 19; *Id. Die Gefassb.* 13, t. 1, fig. 11. [*Spr. Syst.* 24; *Desv. Prod.* 206; *J. Sm. Lond. Journ. Bot.* ii. 391 (¶ excl. syn. Cav.); *Gaud. Voy.* 292; *Kze. Bot. Zeit.* vi. 402; *Brack. U. S. Expl. Exped.* xvi. 310]; *De Vriese, Mon. Maratt.* 16, t. 3, fig. 10, t. 4, fig. 10.
- Danaea evecta, *Spr. Schrad. Journ. Bot.* 1799, ii. 271.  
*Polypodium evectum, Forst. Prod.* 438.
- evecta, Hk. et Arn.—*Angiopteris Beecheyana.*
- evecta, J. Sm.—*Angiopteris angustifolia.*
- evecta, Moritz.—*Angiopteris pruinosa.*
- evecta, Willd. Hb.—*Angiopteris commutata.*
- evecta angustata, Kze.—*Angiopteris angustifolia.*
- evecta, Drege.—*Angiopteris Dregeana.*
- evecta, Hk. et Grev.—*Angiopteris Wallichiana.*
- Gaudichaudiana, *De Vriese, Mon. Maratt.* 30, t. 3, fig. 13, t. 4, fig. 13.—India: Calcutta (*Wall.*), Sylhet (*Wall.*)
- Griffithiana, *De Vriese, Mon. Maratt.* 29.—Mergui.
- Hartingiana, *De Vriese, Mon. Maratt.* 25.—Java.
- Helferiana, *Presl, Supp. Tent.* 22; *Id. Die Gefassb.* 14, 1. fig. 14.—India: Martaban, Moulmein.  
*Angiopteris Helferiana, De Vriese, Mon. Maratt.* 22.
- Hookeriana, *De Vriese, Mon. Maratt.* 29.—India.
- Hugeliana, *Presl, Supp. Tent.* 25; *Id. Epimet. Bot.* 9, t. 2.—India.  
*Angiopteris Hugeliana, De Vriese, Mon. Maratt.* 33.
- hypoleuca, *De Vriese, Epimet. ad Ind. Sem.* 1850; *Id. Lin. xxii.* 204; *Id. Mon. Maratt.* 21.—Java.
- [indica, *Desv. Berl. Mag.* v. 307; *Id. Journ. Bot.* i. 267; *Id. Prod.* 206.—India.  
*Angiopteris indica, Presl, Supp. Tent.* 27; *Poir. Enc. Supp.* v. 551.]  
 (¶ *Ang. polyporangia*, or *Ang. assamica.*)

- javanica*, Presl.—*Angiopteris Dregeana*.  
*laciniata*, De Vriese, *Mon. Maratt.* 30.—India: Sharapour.  
*Lasègueana*, De Vriese, *Mon. Maratt.* 25.—“Huachine.”  
 [? Huaheine, Society Isles.]  
*latifolia*, Presl, *Suppl. Tent.* 24; *Id. Die Gefassb.* 14, t. 1, fig. 16 (stipes).—India: Pundooa.  
*Angiopteris latifolia*, De Vriese, *Mon. Maratt.* 27.  
*Angiopteris crassipes*, Wall. *Cat.* 187, in part.  
*Leschenaultiana*, De Vriese, *Mon. Maratt.* 31, t. 3, fig. 14, t. 4, fig. 14.—Ceylon.  
*longifolia*, Hook. et Grev. *Bot. Misc.* iii. 227.—Pitcairn’s and Society Islands (*Mathews* 2).  
*Angiopteris longifolia*, De Vriese, *Kew Journ. Bot.* iii. 323; *Id. Mon. Maratt.* 19, t. 3, fig. 2, t. 4, fig. 2; *Metten. Ffl. Lips.* 117.  
*longifolia*, Guill.—*Angiopteris commutata*.  
*longifolia*, Miquel.—*Angiopteris Miqueliana*.  
*macrocephala*, Presl, *Suppl. Tent.* 26; *Id. Die Gefassb.* i. 14, t. 1, fig. 17 (stipes); *Id. Epim. Bot.* 10, t. 3.—India: Punjab (*Hugel* 3312, 3252).  
*Angiopteris macrocephala*, De Vriese, *Mon. Maratt.* 32.  
*macrophylla*, Hort: De Vriese, *Mon. Maratt.* 34.—? . . . .  
*Marattia macrophylla*, Hort. ?; *Hugel, Ind. Expos. Soc. Hort. Vien.* 1844, 12; *Presl, Suppl. Tent.* 11.  
*madagascariensis*. De Vriese, *Mon. Maratt.* 23.—Madagascar.  
*magnifica*, Miquel, *Verh. Kong. Nederl. Inst.* 1851, 54, t. 7 B.—Ceylon (*Walker* 15, 18).  
*Angiopteris magnifica*, De Vriese, *Mon. Maratt.* 32.  
*marginata*, De Vriese, *Mon. Maratt.* 29.—Ceylon (*Gardn.* 1177).  
*microsporangia*, De Vriese, *Epim. Ind. Sem.* 1851: *Id. Mon. Maratt.* 18.—Sumatra.  
 —*β. badioneura*, (De Vriese, *Epimet.* 1851).—Java.  
*Miqueliana*; De Vriese, *Mon. Maratt.* 26.—Java.  
*Angiopteris* ? *longifolia*, Miquel, *Ind. Sem. Hort. Amstel.* 1849; *Id. Verh. Kon. Nederl. Inst.* 1851, 49, t. 6 C.  
*muricata*, Presl, MS: De Vriese, *Epim. ad Ind. Sem.* 1851; *Id. Mon. Maratt.* 30.—Borneo.  
*pallescens*, De Vriese, *Epimet. ad Ind. Sem.* 1851; *Id. Mon. Maratt.* 25.—Sumatra, Java.  
*plagiocarpa*, De Vriese, *Mon. Maratt.* 34, t. 3, fig. 15, t. 4, fig. 15.—Ceylon.  
 (Valde aff. *Ang. salicifolia*.)  
*polysporangia*, De Vriese, *Mon. Maratt.* 23.—Ceylon.

*Presliana*, *De Vriese, Epim. ad Ind. Sem.* 1850; *Id. Lin.* xxii. 203; *Id. Mon. Maratt.* 20.—Java.

*pruinosa*, *Kze. Bot. Zeit.* iv. 417; vi. 100; *Id. Schkuhr, Supp.* i. 223, t. 91.—Java (*Zolling.* 1269).

*Angiopteris pruinosa*, *De Vriese, Mon. Maratt.* 28.  
*Angiopteris evecta*, *Moritz. Verz.* 108.

*punctata*, *De Vriese, Mon. Maratt.* 31, t. 3, fig. 3, t. 4, fig. 3.  
—Ceylon.

*repandula*, *De Vriese, Mon. Maratt.* 30, t. 3, fig. 4, t. 4, fig. 4.  
—India: Sharapour.

*salicifolia*, *De Vriese, Mon. Maratt.* 34.—India: Lahore.

*Angiopteris salicifolia*, *Metten. Fil. Lips.* 117.  
*Psilodochea salicifolia*, *Presl, Supp. Tent.* 28; *Id. Die Gefassb.* 14, t. 1, fig. 18 (stipes).  
(See also *Ang. plagiocarpa.*)

*similis*, *Presl, MS: De Vriese, Epim. ad Ind. Sem.* 1851; *Id. Mon. Maratt.* 17.—Java.

*suboppositifolia*, *De Vriese, Mon. Maratt.* 23.—Bonin-Sima; Peel Island; Ceylon.

—*β. longi-acuminata*, *De Vriese, Mon.* 23.—Ceylon.

*sylhetensis*, *De Vriese, Mon. Maratt.* 27.—India: Sylhet (*Wall.*)  
*Angiopteris crassipes*, *Wall. Cat.* 187, in part.

*Teysmanniana*, *De Vriese, Epim. ad Ind. Sem.* 1849, 1851; *Id. Mon. Maratt.* 24, t. 1, 2.—Java.

*Angiopteris Teysmanniana*, *Kze. Lin.* xxiii. 408; *J. Sm. Cat. Ferns*, 80.

*uncinata*, *De Vriese, Mon. Maratt.* 29, t. 3, fig. 6.—Amboyna.

*Wallichiana*, *Presl, Supp. Tent.* 22; *Id. Die Gefassb.* 13, t. 1, fig. 13 (stipes).—India: Nepal.

*Angiopteris Wallichiana*, *De Vriese, Mon. Maratt.* 27.  
*Angiopteris crassipes* *Wall. Cat.* 187, in part.  
*Angiopteris evecta*, *Hk. et Grev. Bot. Misc.* iii. 227 (excl. syn.); *Hook. Gen. Fil.* t. 10 (excl. syn.)

*Wightiana*, *De Vriese, Mon. Maratt.* 28.—India: Peninsula

*Willinkii*, *Miquel, MS: Hort. Bot. Amstel.*—Java.

*Angiopteris Willinkii*, *De Vriese, Mon. Maratt.* 21.

**Angiopteris**, *Mitchell, Act. Phy. Med. Ephem.* viii. app. 224.  
=ONOCLEA.

**Anisocampium**, *Presl, Epim. Bot.* 58.

*Cumingianum*, *Presl.*—*Cyclodium Cumingianum.*

**Anisogonium**, *Presl, Tent. Pter.* 115.

*attenuatum*, *Presl.*—*Callipteris attenuata.*

*decussatum*, *Presl.*—*Callipteris prolifera.*

*elegans*, *Presl.*—*Callipteris elegans.*

- esculentum*, Presl.—*Callipteris esculenta*.  
*fraxinifolium*, Presl.—*Callipteris fraxinifolia*.  
*grossum*, Presl.—*Callipteris elegans*.  
*integrifolium*, Presl.—*Oxygonium integrifolium*.  
*pinnatifidum*, Presl.—*Callipteris pinnatifida*.  
*serampurensis*, Presl.—*Callipteris ambigua*.  
*serrulatum*, Presl.—*Callipteris serrulata*.  
*sylvaticum*, Presl.—*Callipteris sylvatica*.  
*sylvaticum*, Hook.—*Diplazium sylvaticum*.  
*Zollingeri*, Presl.—*Callipteris Zollingeri*.

### Anogramma, Link, Fil. Sp. 137.

- ascensionis*, Fée MS.—*Gymnogramma ascensionis*.  
*chærophylla*, Link.—*Gymnogramma chærophylla*.  
*conspersa*, Fée.—*Gymnogramma conspersa*.  
 ? *davallioides*, Fée.—*Polypodium subdigitatum* [not *Acrophorus nodosus*, which see]  
*flabellata*, Fée.—*Gymnogramma flabellata*.  
 ? *hispidula*, Fée.—*Jamesonia hispidula*.  
*laserpitiifolia*, Fée.—*Gymnogramma laserpitiifolia*.  
*leptophylla*, Link.—*Gymnogramma leptophylla*.  
*microphylla*, Fée MS.—*Gymnogramma microphylla*.  
*Ottonis*, Fée.—*Gymnogramma Ottonis*.  
 ? *paradoxa*, Fée.— { *Polybotrya bifurcata*.  
                                   { *Elaphoglossum dimorphum*.  
*petroselinifolia*, Fée.—*Gymnogramma petroselinifolia*.  
*refracta*, Fée.—*Gymnogramma flexuosa*.  
*rosea*, Fée.—*Gymnogramma rosea*.  
*Ruiziana*, Fée.—*Gymnogramma Ruiziana*.  
*Schomburgkiana*, Fée.—*Gymnogramma Schomburgkiana*.  
*villosa*, Fée.—*Gymnogramma villosa*.

### Anopodium, J. Smith, Cat. Ferns, 16 (§) = POLYPODIUM.

### ANTIGRAMMA, Presl, Tent. Pter. 120 [Synopsis. p. lii.]

*brasiliensis*, M. [Synopsis. liii.]—Brazil.

*Asplenium brasiliense*, Sw. Vet. Acad. Handl. Stock. 1817, 65. t. 3, fig. 1; Spr. Syst. 80; J. Sm. Hk. Journ. Bot. iv. 173.

*Asplenium dubium*, Gaud. Frey. Voy. 314.

*Antigramma repanda*, Presl, Tent. Pter. 120, t. 4, fig. 9, 10; Hook. Gen. Fil. t. 57 A; Id. Icon. Pl. t. 183; J. Sm. Hook. Journ. Bot. iv. 176; Fée, Gen. Fil. 210.

*Antigramma oblongata*, Presl, Tent. Pter. 120; Fée, Gen. 210.

*Antigramma subsessilis*, Fée, Gen. Fil. 210.

*Scolopendrium ambiguum*, Raddi, Syn. Fil. 102; Id. Fil. Bras. 40, t. 57, fig. 1; Desv. Prod. 282; Metten. Fil. Lips. 67.

*Scolopendrium repandum*, Presl, Del. Prag. i. 180; Spr. Syst. 69.

*Scolopendrium Riedelianum*, Hort.—f. Kze.

*Scolopendrium oblongatum*, Schrad. (Pr.)

*Scolopendrium brasiliense*, Fisch. MS.: Kze. Lin. xxiii. 291.

*Douglasii*, Hook.—*Antigramma plantaginea*.

[Gen. 19. Sp. 407.]



[*lancifolia*, Presl, *Tent. Pter.* 120.—Brazil.

*Antigramma lancifolia*, Fée, *Gen. Fil.* 210.

*Diplazium* ? sp., *Hb. Reg. Bras. Bor.* 43 (Pr.)]

*oblongata*, Presl.—*Antigramma brasiliensis*.

*plantaginea*, Presl, *Tent. Pter.* 120.—Brazil.

*Asplenium Douglasii*, Hook. et Grev. *Icon. Fil.* t. 150.

*Antigramma Douglasii*, Hook. *Gen. Fil.* sub. t. 55 A, et t. 57 A; *J. Sm.*

*Hook. Journ. Bot.* iv. 176; Fée, *Gen.* 210.

*Camptosorus rumicifolius*, Link, *Fil. Sp.* 83.

*Hemidictyum Douglasii*, Presl, *Tent. Pter.* 111.

*Scolopendrium plantagineum*, Schrad : *Kze. Lin.* xxiii. 291.

*Scolopendrium Douglasii*, Fisch. *MS.*—f. Kze.

*Scolopendrium rumicifolium*, Fisch. *MS.*—f. Kze.

[*populifolia*, Presl, *Tent. Pter.* 120; *Id. Die Gefassb.* 8 in obs.—Brazil.

*Antigramma populifolia*, Fée, *Gen. Fil.* 210.]

*repanda*, Presl.—*Antigramma brasiliensis*.

*rhizophylla*, *J. Sm.*—*Camptosorus rhizophyllus*.

*sessilis*, Fée.—*Antigramma brasiliensis*.

## ANTROPHYUM, Kaulfuss, *Enum. Fil.* 197. [*Synopsis*, p. lviii.]

*alatum*, Brack.—*Antrophyum semicostatum*.

*angustatum*, Brack.—*Antrophyum plantagineum*,  $\beta$ .

*avenium*, Bl.—*Loxogramma avenia*.

*Boryanum*, *Klfs. Enum. Fil.* 199.—Bourbon, Mauritius (*Sieb. Fl. Mixt.* 317); Tahiti.

*Antrophyum Boryanum*, *Spr. Syst.* 67; *Hook. et Grev. Icon. Fil.* t. 74;

*Wall. Cat.* 41; *Bory, Voy. Coq.* 255, t. 129, fig. 1; *J. Sm. Hook.*

*Journ. Bot.* iv. 68; Fée, *Antroph.* 49; *Id. Gen. Fil.* 175.

*Hemionitis Boryana*, *Willd. Sp. Pl.* v. 128; *Poir. Enc. Supp.* iii, 37; *Desv. Prod.* 216; *Presl, Tent.* 221, t. 9, fig. 19.

*Hemionitis reticulata*, *Bory, Itin.* i. 214.

*Hemionitis fellea*, *Carm. MS: Hb. Hook.*

*Boryanum*, Bl.—*Antrophyum latifolium*.

*callæfolium*, Bl.—*Antrophyum reticulatum*,  $\gamma$ .

*cayennense*, *Klfs. Enum. Fil.* 199 (note).—S. America: Brazil, Para (*Spruce* 31), Amazon (*Spruce* 2369), Peru, B. Guiana (*Rob. Schomb.* 472; *Rich. Schomb.* 241), Surinam (*Kegel* 873; *Kappl.* 1740; *Hostm.* 1057), Columbia (*Moritz.* 84; *Karsten* i. 30, in part); Porto Rico.

*Antrophyum cayennense*, *Spr. Syst.* 67; *Kze. Anal. Pter.* 30, t. 19, fig. 2;

*J. Sm. Hook. Journ. Bot.* iv. 68; *Kl. Lin.* xx. 416; Fée, *Antroph.*

47; *Id. Gen.* 175; *Metten. Fil. Lips.* 25.

*Hemionitis cajennensis*, *Desv. Berl. Mag.* v. 311; *Id. Journ. Bot.* i. 274; *Id. Prod.* 216; *Poir. Enc. Supp.* v. 699; *Presl, Tent. Pter.* 221, t. 9, fig. 18.

*Hemionitis reticulata*, *Raddi, Syn. Fil.* 37.

*Hemionitis reticulata*,  $\beta$ , *brasiliensis*, *Raddi, Fil. Bras.* 8.

(Near *Antr. subaessile*.)

[*Gen.* 20. Sp. 412.]

*cayennense*, Kze. (Fil. Pœpp.)—Antrophyum subsessile.

*citrifolium*, Fée.—Anetium citrifolium.

*concaevum*, "Wall.": Presl.—Antrophyum ? coriaceum.

*coriaceum*, Wall. Cat. 43.—India: Nepal, Sylhet, Mergui.

Antrophyum plicatum, Fée, *Antroph.* 44, t. 5, fig. 1; *Id. Gen.* 175.

? Antrophyum concaevum, "Wall." [not in Cat. nor Hb.]; Presl, *Tent. Pter.* 221.

Hemionitis coriacea, Don, *Prod. Fl. Nep.* 13; Presl, *Tent. Pter.* 221.

? Hemionitis concava, Presl, *Tent. Pter.* 221, t. 9, fig. 20.

Solenopteris lanceolata, Wall. Hb.

*coriaceum*, Bl.—Loxogramma involuta.

Cumingii, Fée, *Antroph.* 42, t. 4, fig. 7; *Id. Gen.* 175.—India;

Philippines (Cuming 416); ? Feejee Islands.

Antrophyum latifolium, "Reinw.:" *J. Sm. Hook. Journ. Bot.* iii. 400.

? Antrophyum subfalcatum, Brack. *U. S. Expl. Exped.* xvi. 65 (Feejees).

[Desvauxii, M.—W. Indies.

Hemionitis gigantea, Desv. *Prod.* 216.]

*discoideum*, Kze.—Antrophyum subsessile.

*D'Urvillei*, Bory.—Antrophyum semicostatum.

*elongatum*, Fée, *Antroph.* 43: *Id. Gen. Fil.* 175.—Java.

Antrophyum parvulum,  $\beta$ . *elongatum*, Bl. *Fl. Jav.* 78.

*ensiforme*, Hook.—Scoliosorus ensiformis.

*falcatum*, M. et Gal.—Antrophyum Galeottii.

*falcatum*, Bl.—Antrophyum reticulatum,  $\beta$ .

Féei, Schaffn. MS: Fée.—Antrophyum lanceolatum.

Galeottii, Fée, *Antroph.* 51, t. 5, fig. 4: *Id. Gen.* 175.—

Mexico (*Gal.* 6385, 6541).

Antrophyum falcatum, M. et Gal. *Foug. Mex.* 49, t. 12.

*giganteum*, Bory, *Belang. Voy.* ii. 36.—Bourbon, Mauritius (*Sieb. Syn.* 64).

Antrophyum giganteum, Fée, *Antroph.* 49, t. 5, fig. 3; *Id. Gen.* 175.

*graminifolium*, Lepr. MS.—Antrophyum lanceolatum.

*Grevillii*, Balf. Hb.—Polytænium Grevillii.

*Hookerianum*, Kze. *Bot. Zeit.* vi. 198. in obs.—Mauritius.

Antrophyum Hookerianum, Fée, *Antroph.* 46; *Id. Gen.* 175.

Antrophyum pumilum, Hook. et Grev. *Icon. Fil.* t. 46.

Hemionitis Hookeriana, Presl, *Tent. Pter.* 221.

*involutum*, Bl.—Loxogramma involuta.

*lanceolatum*, Klfs. *Enum. Fil.* 198.—W. Indies: Jamaica,

Cuba (*Lind.* 1897); Martinique, Barbadoes, St. Vincent's,

St. Thomas, St. Domingo, Guadeloupe, Dominica, Porto

Rico; S. America: Mexico (*Scheide* 778; *Schaffn.* (1855)

133), Guatemala, Columbia (*Moritz* 140; *Karsten* i. 30,

in part), Fr. Guiana, Surinam.—*Plum.* t. 127.

Antrophyum lanceolatum, Spr. *Syst.* 67; *Schlech. Lin.* v. 613; *Kl. Lin.*

xx. 416; *Kze. Lin.* xxi. 218; xxiii. 223; *J. Sm. Hook. Journ. Bot.*

[*Gen.* 20. Sp. 420.]

iv. 68; *Fée, Antroph.* 50; *Id. Gen.* 175; *Moore et Houlist. Gard. Mag. Bot.* iii. 93, fig. 19.

*Antrophyum Féei, Schaffn. MS: Fée, Iconogr. Nouv.* t. 22. fig. 1. (small).

*Antrophyum graminifolium, Leprieur MS: Hb. Webb.*

*Hemionitis lanceolata, Lin. Sp. Pl.* 1535 (excl. syn.) *Sw. Syn.* 20; *Schkuhr, Crypt.* 6, tt. 6, 18; *Desrouss. Lam. Enc.* iii, 593; *Willd. Sp.* 127; *Desv. Prod.* 216; *Presl, Tent. Pter.* 221.

*lanceolatum, Bl.*—*Loxogramma lanceolata.*

*latifolium, Bl. Fl. Jav.* 75 (note)—Java (*Zoll.* 317 z, 2587); *Khasya.*

*Antrophyum latifolium, Kze. Bot. Zeit.* vi. 209; *Fée, Antroph.* 48; *Id. Gen.* 175.

*Antrophyum Boryanum, Bl. Fl. Jav.* 75 (in text et icon. t. 31—excl. syn.)

*Hemionitis Boryana, Bl. En. Fil.* 111 (excl. syn.)

*Hemionitis Blumeana, Presl, Tent. Pter.* 221.

*latifolium, "Reinw.:" J. Sm.*—*Antrophyum Cumingii.*

*latipes, Kze. Bot. Zeit.* vi. 209.—Java (*Zoll.* 2941).

*Antrophyum latipes, Fée, Antroph.* 48, t. 5, fig. 2; *Id. Gen.* 175.

*Lessoni, Bory.*—*Antrophyum plantagineum, δ.*

*Lindeni, Koch MS: Linden. Cat.* 1857.—? . . . . .

*lineatum, Klfs.*—*Polytæmium lineatum.*

*marginale, Bl.*—*Tænitis marginalis.*

*nanum, Fée, Antroph.* 44; *Id. Gen.* 175.—Java; Philippine Islands (*Cuming* 81).

*Antrophyum obtusum, Bl. Enum. Fil.* 110; *Id. Fl. Jav.* 80, t. 34, fig. 4 (excl. syn. Bory); *J. Sm. Hook. Journ. Bot.* iii. 400.

*niphoboloides, Kze.*—*Tænitis niphoboloides.*

*obtusatum, Bory.*—*Antrophyum obtusum.*

*obtusum, Klfs. Enum.* 199.—Mascaren Islands, Madagascar.

*Antrophyum obtusum, Spr. Syst.* 67; *Fée, Antroph.* 49; *Id. Gen.* 175.

*Antrophyum obtusatum, Bory, Dup. Voy.* 256, t. 28, fig. 2.

*Hemionitis obtusa, Bory MS: Willd. Sp. Pl.* v. 127; *Poir. Enc. Supp.* iii. 37; *Desv. Prod.* 216; *Presl, Tent. Pter.* 221.

*obtusum, Bl.*—*Antrophyum nanum.*

*parvulum, Bl. Enum.* 110; *Id. Fl. Jav.* 78, t. 34, fig. 3.—Java.

*Antrophyum parvulum, Kze. Bot. Zeit.* vi. 169.

*Hemionitis parvula, Presl, Tent. Pter.* 221.

(? *Antroph. reticulatum*, young state).

*pendulum, Lepr. MS.*—*Anetium citrifolium, β.*

*plantagineum, Klfs. Enum. Fil.* 197.—Philippine Isles; Ceylon (*Gardn.* 1173); Society Isles; New Guinea; Marianne Isles; Feejee Isles.

*Antrophyum plantagineum, Spr. Syst.* 67; *Bory, Dup. Voy.* 254, t. 28, fig. 1; *Hook. Gen. Fil.* t. 109; *J. Sm. Hook. Journ. Bot.* iv. 69; *Fée, Antroph.* 45; *Id. Gen.* 175; *Brack. U. S. Expl. Exped.* xvi. 64.

Hemionitis plantaginea, *Cav. Prælect.* (1801) 260; *Gaud. Frey. Voy.* 309; *Presl, Tent. Pter.* 221.

—*β. angustatum.*—Society Isles: Tahiti.

*Antrophyum angustatum*, *Brack. U. S. Expl. Exped.* xvi. 63.

—*γ. longipes.*—Pacific Isles (*Hb. Hook.*)

—*δ. Lessoni*, *Hook. et Arn. Beech. Voy.* 74.—Java; Amboyna; Feejee Isles; Coral Isles; Society Isles; I. of Jobia. *Antrophyum Lessoni*, *Bory, Dup. Voy.* 255, t. 28, fig. 2; *Fée, Antroph.* 43; *Id. Gen. Fil.* 175.

*Antrophyum plantagineum*, *Bl. Enum.* 109; *Id. Fl. Jav.* 74, t. 30 (excl. syn.)—*f. Fée.*

*Antrophyum reticulatum*, *Wall. Cat.* 40 in part (2).

*Hemionitis Reinwardtiana*, *Presl, Tent. Pter.* 221.

*Hemionitis Lessoni*, *Presl, Tent. Pter.* 221.

*Hemionitis reticulata*, *Roxb. Hb. (Wall. Cat.* 40, 2); *Id. Calcutta Journ. Nat. Hist.* iv. 501.

*plantagineum*, *Bl.*—*Antrophyum plantagineum*, *δ.*

*plicatum*, *Fée.*—*Antrophyum coriaceum.*

*pumilum*, *Klfs. Enum. Fil.* 197.—India: Nepal; Bourbon; Java; Borneo; Mangsi Isles.

*Antrophyum pumilum*, *Spr. Syst.* 67; *Bory, Dup. Voy.* 254; *Wall. Cat.* 42; *Fée, Antroph.* 45; *Id. Gen. Fil.* 175; *Brack. U. S. Expl. Exped.* xvi. 64.

*Hemionitis immersa*, *Bory MS: Willd. Sp.* v. 127; *Poir. Enc. Supp.* iii, 37; *Desv. Prod.* 216; *Presl, Tent. Pter.* 221.

*pumilum*, *Hk. et Gr.*—*Antrophyum Hookerianum.*

*reticulatum*, *Klfs. Enum. Fil.* 198.—Society Isles: Tahiti (*Barclay* 3349 in part); Caroline Isles; Philippine Isles; Penang; Java (*Zoll.* 152 z, c, 2952); Borneo; Mishmee; Ceylon (*Gardn.* 1228, 1229; lobate).

*Antrophyum reticulatum*, *Spr. Syst.* 67; *Bl. Enum.* 110; *Id. Fl. Jav.* 81; *Bory, Dup. Voy.* 255; *J. Sm. Hook. Journ.* iv. 69; *Kze. Bot. Zeit.* vi. 199; *Fée, Antroph.* 44; *Id. Gen.* 175; *Brack. U. S. Expl. Exped.* xvi. 63.

*Hemionitis reticulata*, *Forst. Prod.* 79; *Sw. Syn.* 20, 208 (excl. syn. Cav.); *Schkuhr, Crypt.* 6, t. 6; *Willd. Sp.* 128; (excl. syn. Cav.); *Spr. Anleit.* (94—Eng. ed.) t. 3, fig. 19; *Poir. Enc. Supp.* iii, 37; *Desv. Prod.* 216 (excl. syn. Cav.); *Presl, Tent. Pter.* 221.

—*β. falcatum.*—Java (*Zoll.* 152 b.)

*Antrophyum falcatum*, *Bl. Enum.* 109; *Id. Fl. Jav.* 76, t. 32; *Kze. Bot. Zeit.* iv. 445.

—*γ. callæfolium.*—Java.

*Antrophyum callæfolium*, *Bl. Enum. Fil.* 111; *Id. Fl. Jav.* 83, t. 35; *Fée, Antroph.* 41; *Id. Gen.* 175.

*Hemionitis callæfolia*, *Presl, Tent. Pter.* 221.

*reticulatum*, *Wall.*— { *Antrophyum semicostatatum.*  
 { *Antrophyum plantagineum*, *δ.*

*semicostatatum*, *Bl. Enum. Fil.* 110; *Id. Fl. Jav.* 77, t. 33.—Java (*Zoll.* 152); Borneo; Philippine Isles (*Cuming* 19); Ceylon (*Gardn.* 1307); Penang (*Wall.* 40, in part);

India: Khasya; Cochinchina; Society Isles: Tahiti; Feejee and Samoan Isles; New Ireland.

*Antrophyum semicostatum*, *J. Sm. Journ. Bot.* iii. 400; *Kze. Bot. Zeit.* vi. 198; *Fée, Antroph.* 42; *Id. Gen.* 175 (excl. syn.)

*Antrophyum D'Urvillæi*, *Bory, Dup. Voy.* 254 (Urvillæi, *Bory MS: Fée, Antroph.* 42),

*Antrophyum reticulatum*, *Wall. Cat.* 40 in part.

*Antrophyum alatum*, *Brack, U.S. Expl. Exped.* xvi. 64.

*Hemionitis semicostata*, *Presl, Tent. Pter.* 221.

*Hemionitis rigida*, *Cav, Præl.* (1801) 260 (form. monstr. ?); *Sw. Syn.* 21.

*sessilifolium*, *Spr. Syst.* iv. 67.—Philippine Isles.

*Antrophyum sessilifolium*, *Fée, Antroph.* 52; *Id. Gen.* 175.

*Hemionitis sessilifolium*, *Cav. Præl.* (1801) 261; *Sw. Syn.* 20; *Willd. Sp.* 126; *Poir. Enc. Supp.* iii. 37; *Desv. Prod.* 216.

*spathulatum*, *Fée.*—*Antrophyum subsessile*.

*subfalcatum*, *Brack.*—*Antrophyum Cumingii*.

*subsessile*, *Kze. Anal. Pter.* 29, t. 19, fig. 1; *Id. Lin.* xxiii.

224.—S. America: Peru, Brazil (*Mart.* 369), Venezuela (*Lind.* 71; *Id. F. et S.* 303; *Fendl.* 305); N. Grenada (*Lind. Schl.* 851); W. Indies: Guadeloupe; Cuba (*Wright* 775).

*Antrophyum subsessile*, *Fée, Antroph.* 47; *Id. Gen.* 175.

*Antrophyum spathulatum*, *Fée, Antroph.* 46, t. 4, fig. 6; *Id. Gen.* 175 (Columbia, *Lind.* 203—f. *Fée.*)

*Antrophyum cayennense*, *Kze. Lin.* ix. 78 (excl. syn.)

*Antrophyum discoideum*, *Kze. Bot. Zeit.* vi. 702; *Fée, Antroph.* 47.

*Hemionitis brasiliensis*, *Desv. Prod.* 216—f. *Fée.*

(Near *Antr. cayennense*).

*Urvillæi*, *Bory MS.*—*Antrophyum semicostatum*.

*zosteræfolium*, *Fée, Antroph.* 52; *Id. Gen.* 175.—India.

*Hemionitis falcata*, *Willd. Sp. Pl.* v. 126; *Poir. Enc. Supp.* iii. 36; *Desv. Prod.* 216; *Presl, Tent.* 221 (excl. syn.)

**Apalophlebia**, *Presl, Epim. Bot.* 137.

*costata*, *Presl.*—*Niphobolus venosus*.

? *flocculosa*, *Presl.*—*Niphobolus flocculosus*,

*splendens*, *Presl.*—*Niphobolus splendens*.

*venosa*, *Presl.*—*Niphobolus venosus*.

**Aphyllocalpa**, *Cavanilles, Anales de Ciencias Naturales* v. 164; *Id. Prælect.* (1802) 556.

*regalis*, *Cav.*—*Osmunda regalis*.

**Apotomia**, *Fée, Gen. Fil.* 112 (§)=**ADIANTUM**.

[P] **ARACHNIODES**, *Blume, Enumeratio Fil. Javae* 241.

[*Synopsis p. c.*]

*aspidioides*, *Blume, Enum.* 242.—Java: Mt. Burangrang.

*Arachniodes aspidioides*, *Presl, Tent.* 245; *Hook. Sp. Fil.* i. 59.

[*Gen.* 21. *Sp.* 434.]

**Argyria**, *Fée, Gen. Fil.* 183 (§)=GYMNOGRAMMA.

**Argyrochosma**, *J. Smith, Hook. Journ. Bot.* iv. 50 (§)=  
NOTHOCHLÆNA.

**Aristaria**, *Muller, Bot. Zeit.* xii. 545. (§)=VITTARIA.

**Arsenopteris**, *Webb et Bertholet, Hist. Nat. Canar.* iii. part  
2, sect. 3, 437. (§)=NEPHRODIUM et LASTREA.

**Arthrobotrys**, *Wallich, Catalogue*, 395.

*avara*, Wall.—*Lastrea cochleata*.

*macrocarpa*, Wall.—*Lastrea cochleata*.

**Arthrobotrys**, *Presl, Tent. Pter.* 77 (§)=LASTREA.

**Arthrodanæa**, *Presl, Supp. Tent.* 37 (§)=DANÆA.

**Arthrolygodes**, *Presl, Supp. Tent.* 101 (§)=LYGODIUM.

**Arthromeris**, M. [§ sub PLEOPELTIS p. lxxviii.]

**Arthropteris**, *J. Smith, Hook. fil. Fl. N. Zeal.* ii. 43; *Id. Cat.*  
*Ferns*, 62.

*albo-punctata*, J. Sm.—*Lastrea albo-punctata*.

*filipes*, J. Sm.—*Polypodium filipes*.

*obliterata*, J. Sm.—*Nephrolepis ramosa*.

*tenella*, J. Sm.—*Polypodium tenellum*.

**ASPIDIUM**, *Swartz, Schrad. Journ. Bot.* 1800, ii. 4, 29  
(reduct.): *Schott, Gen.* (t. 4) [*Synopsis*, p. lxxxii.]

*abbreviatum*, Poir.—*Lastrea Filix-mas*,  $\delta$ .

*abbreviatum*, Schrad.—*Cyclodium abbreviatum*.

*abortivum*, Bl.—*Nephrodium abortivum*.

*abruptum*, Bl.—*Nephrodium multilineatum*.

*abruptum*, Kze.—*Lastrea abrupta*.

*acrostichoides*, Sw.—*Polystichum acrostichoides*.

*aculeatum*, Sw.—*Polystichum aculeatum*.

*aculeatum*, Schkuhr.—*Polystichum aculeatum*,  $\beta$ .

*aculeatum*, Hook. (Pl. Hartiv.)—*Polystichum ordinatum*.

*acuminatum*, Willd.—*Nephrolepis ensifolia*.

*acuminatum*, Hort Ang.—*Lastrea acuminata*.

*acuminatum*, Hort. Ber.—*Athyrium oxyphyllum*.

*acutifolium*, Bl. Hb.—*Polystichum moluccense*.

*acutum?* Raddi.—*Nephrolepis biserrata*.

*acutum*, Sw.—*Nephrolepis ensifolia*.

*adiantoides*, Bl.—*Acrophorus adiantoides*.

*adnatum*, Bl.—*Lastrea Filix-mas*,  $\gamma$ .

- Adenopteris*, Metten.—*Nephrodium Adenopteris*.  
*adscendens*, Lodd.—*Nephrodium* ?—f. *Kze*.  
*adultum*, Wickstr.—*Nephrodium molle*.  
*aduncum*, Wall.—*Lastrea hirtipes*.  
*æmulum*, Sw.—*Lastrea æmula*.  
*æmulum*, Kze.—*Lastrea frondosa*.  
*æmulum*, Hort. Belg.—*Lastrea quinquangularis*.  
*æsculifolium*, Bl.—*Kaulfussia æsculifolia*.  
*affine*, Bl.—*Nephrodium lineatum*.  
*affine*, Wall.—*Polystichum aculeatum*.  
*affine*, Fisch. et Mey.—*Lastrea Filix-mas*,  $\beta$ .  
*affine*, A. Br.—*Lastrea Filix-mas*,  $\gamma$ .  
*affine*, Rb.—*Lastrea rigida*,  $\beta$ .  
*agatholepis*, Fée.—*Lastrea agatholepis*.  
*alatum*, Wall. *Cat.* 378.—India: Sylhet, Sikkim, Assam; Philippine Isl. (*Cuming* 356, in part—f. *J Sm*); Society, Samoan, and Feejee Islands.—f. *Brack*.  
*Aspidium alatum*, *Hook. et Gr. Icon. Fil.* t. 184; *Presl, Tent. Pter.* 88; *J. Sm. Hook. Journ. Bot.* iii. 410; iv. 183; *Kze. Bot. Zeit.* iv. 462 in obs.; *Brack. U.S. Expl. Exped.* xvi. 179.  
*Bathmium alatum*, Fée, *Gen. Fil.* 287.  
 ? *Tectaria Phymatodes*, *Cav. Prælect.* (1801) 249; *Sw. Syn.* 63.
- alatum*, Metten.—*Sagenia vasta*.  
*albicaule*, Fée.—*Lastrea albicaulis*.  
*albopunctatum*, Bory.—*Lastrea albopunctata*.  
*alpestre*, Hoppe.—*Polypodium alpestre*.  
*alpinum*, Sw.—*Cystopteris regia*.  
*alsophilaceum*, Kze.—*Lastrea aspidioides*.  
*amabile*, Bl.—*Lastrea amabilis*.  
*amblyotus*, Kze.—*Polystichum amblyotus*.  
*amboinense*, Willd.—*Nephrodium amboinense*.  
*ameristoneuron*, Fée.—*Lastrea ameristoneura*.  
*ammifolium*, Desv.—*Polystichum coriaceum*.  
*amplissimum*, Metten.—*Lastrea amplissima*.  
*amplum*, Metten.—*Lastrea ampla*.  
*amplum*, Mart. et Lind.—*Polystichum ordinatum*.  
*angulare*, Kitaib.—*Polystichum angulare*.  
*angustifrons*, Metten.—*Lastrea angustifrons*.  
*angustum*, Willd.—*Athyrium asplenioides*,  $\beta$ .  
*anisopterum*, Kze.—*Lastrea anisoptera*.  
*anomophyllum*, Zenker.—*Cyrtomium caryotideum*,  $\beta$ .  
*apertum*, Fée.—*Lastrea aperta*.  
*apiciflorum*, Wall.—*Lastrea apiciflora*.  
*apifolium*, Schkuhr.—*Sagenia apifolia*.  
*appendiculatum*, Bl.—*Lastrea aristata*,  $\beta$ .  
*appendiculatum*, Wall. (*Cat.*)—*Lastrea appendiculata*.  
*appendiculatum*, Wall. (*Hb.*)—*Polypodium erubescens*.  
*appendiculatum*, Wall. in part.—*Nephrodium molle*.

- arborescens*, Fée.—*Lastrea equestris*.  
*arboreum*, Lodd.—*Lastrea Kaulfussii*.  
*arbuscula*, Willd.—*Nephrodium arbuscula*.  
*arcuatum*, Desv.—*Lastrea serra*.  
*argutum*, Klfs.—*Lastrea rigida*,  $\gamma$ .  
*aridum*, Don.—*Nephrodium unitum*.  
*aristatum*, Sw.—*Lastrea aristata*.  
*articulatum*, Sw.—*Oleandra articulata*.  
*articulatum*, Schkuhr.—*Oleandra nodosa*.  
*articulatum*, Lowe.—*Nephrodium articulatum*.  
*ascendens*, Hew.—*Polystichum ascendens*.  
*asperum*, Gray.—*Polystichum Lonchitis*.  
*asplenioides*, Sw.—*Athyrium asplenioides*.  
*athamanticum*, Kze.—*Lastrea athamantica*.  
*athyrioides*, M. et Gal.—*Athyrium sphærocarpon*.  
*atomarium*, Muhlbg.—*Cystopteris tenuis*.  
*atomochlæna*, Kze.— { *Lastrea concinna*.  
                                   { *Lastrea oligocarpa*.  
*atratum*, Wall.—*Lastrea hirtipes*.  
*attenuatum*, Sw.—*Nephrodium attenuatum*.  
*attenuatum*, Kze.—*Nephrodium obscurum*.  
*attenuatum*, Kze. Hb.—*Lastrea attenuata*.  
*augescens*, Link.—*Lastrea augescens*.  
*auriculatum*, Sw.—*Polystichum auriculatum*.  
*auriculatum*, Schkuhr.—*Polystichum acrostichoides*.  
*auriculatum*, Wall.—*Nephrolepis tuberosa*.  
*auriculatum*, Holl.—*Polystichum falcinellum*.  
*auriculatum*, Don.—*Polystichum lentum*.  
*axillare*, Sw.—*Asplenium Aitoni*,  $\beta$ .  
*bantamense*, Bl.—*Oleandra bantamensis*.  
*Baromez*, Willd.—*Cibotium Barometz*.  
*Benoitianum*, Gaud.—*Nephrodium Benoitianum*.  
*Bergianum*, Metten.—*Lastrea Bergiana*.  
*Berberianum*, Colla.—*Polystichum flexum*.  
*biaristatum*, Bl.—*Polystichum biaristatum*.  
*bidentatum*, Presl.—*Lastrea bidentata*.  
*bifidum*, Carm.—*Lastrea tomentosa*.  
*bifidum*, Presl.—*Sagenia macrophylla*.  
*biserratum*, Sw.—*Nephrolepis biserrata*.  
*blechnoides*, Sm.—*Polystichum semicordatum*.  
*blepharochlæna*, Kze.— { *Lastrea concinna*,  $\beta$ .  
                                   { *Lastrea contermina*.  
*Blumei*, Kze.—*Pleocnemia Blumei*.  
*Boottii*, Tuckerm.—*Lastrea spinulosa*,  $\gamma$ .  
*Boryanum*, Willd.—*Lastrea Boryana*.  
*Boutonianum*, Hook.—*Lastrea albopunctata*.  
[?] *brachiatum*, Zol. Nat. en Geneesk. Arch. 1844, 399.—Java  
(Zoll. 655, 655A.)



*Aspidium Zollingerianum*, Kze. *Bot. Zeit.* iv. 462.

*Aspidium* ? *heracleifolium*, Moritz. *Verz.*

- brachyotum*, Bl.—*Mesochlæna javanica*.  
*brachypterum*, Kze.—*Polystichum squarrosum*.  
*brasilianum*, Presl.—*Cystopteris* ? *brasiliana*.  
*Braunii*, Spenn.—*Polystichum angulare*.  
*Breutelianum*, Metten.—*Lastrea Breutelii*.  
*Breutelii*, Metten.—*Lastrea Breutelii*.  
*Bridgesii*, Sturm.—*Polystichum Bridgesii*.  
*Brunonianum*, Wall.—*Lastrea Brunoniana*.  
*Brongniartianum*, Sturm.—*Polystichum Brongniartianum*.  
*bulbiferum*, Sw.—*Cystopteris bulbifera*.  
*bulbosum*, Link.—*Woodsia mollis*.  
*bulbosum*, Hort.—*Nephrolepis tuberosa*.  
*caducum*, H.B.K.—*Polystichum semicordatum*.  
*caducum*, Wall.—*Cyrtomium caducum*.  
*cæspitosum*, Wall.—*Polystichum obliquum*.  
*calcaratum*, Bl.—*Lastrea calcarata*.  
*calcareum*, Presl, *Epim. Bot.* 63.—Philippine Islands (*Cuming* 310).  
*Sagenia calcarea*, J. Sm. *Hook. Journ. Bot.* iii. 419.  
*Callipteris*, Wilms.—*Lastrea spinulosa*.  
*callosum*, Bl.—*Nephrodium unitum*.  
*calyptratrum*, Desv.—*Polystichum vestitum*,  $\gamma$ .  
*campylopterum*, Kze.—*Lastrea dilatata*,  $\beta$ .  
*canariense*, Willd. Hb.—? *Cystopteris fragilis*,  $\delta$ .  
*canariense*, A. Br.—*Lastrea canariensis*.  
*canescens*, Wall. in part.—*Nephrodium molle*.  
*canum*, Wall.—*Lastrea cana*.  
*capense*, Sw.—*Amphicosmia capensis*.  
*capense*, Willd.—*Polystichum coriaceum*,  $\beta$ .  
*caripense*, Metten.—*Lastrea caripensis*.  
*carvifolium*, Kze.—*Lastrea aristata*.  
*caryotideum*, Wall.—*Cyrtomium caryotideum*.  
*catocarpum*, Kze.—*Lastrea nemophila*.  
*catophoron*, Kze.—*Lastrea sparsa*,  $\beta$ .  
*catopteron*, Kze.—*Lastrea lanuginosa*.  
*cathusianum*, Steud.—*Lastrea dilatata*.  
*caucasicum*, A. Br.—*Lastrea Filix-mas*,  $\beta$ .  
*caucasicum*, Fisch. MS.—*Woodsia fragilis*.  
*caudatum*, Sw. (Syn.)—*Asplenium Aitoni*,  $\beta$ .  
*caudatum*, Sw. (Act. Holm.)—*Polystichum caudatum*.  
*caudatum*, Hort.—*Polystichum ordinatum*.  
*caudatum*, Moritz.—*Polystichum* ? *platyphyllum*.  
*caudiculatum*, Sieb. (Syn.)—*Nephrodium caudiculatum*.  
*caudiculatum*, Sieb. (Fl. Mixt.)—*Nephrodium parasiticum*.

- chærophylloides*, Poir. (Presl.)—*Polystichum chærophylloides*.  
*chærophylloides*, Moritz.—*Lastrea mexicana*,  $\gamma$ .  
*cheilanthoides*, Kze.—*Lastrea cheilanthoides*.  
*cheiloplastium*, Fée.—*Lastrea cheiloplastia*.  
*chrysocarpon*, Fée.—*Lastrea chrysocarpa*.  
*chrysolepis*, Fée.—*Lastrea chrysolepis*.  
*chrysolobum*, Link.—*Lastrea chrysoloba*.  
*cicutarium*, Sw.—*Sagenia cicutaria*.  
*cicutarium*, Splitg. : Kl.—*Lastrea funesta*.  
*cicutarium*, Hort. Ang.—*Goniopteris tetragona*.  
*ciliatum*, Wall.—*Lastrea cana*.  
*cinnamomeum*, Sw.—? *Lastrea denticulata*.  
*clypeolarium*, Desv.—*Polystichum coriaceum*,  $\beta$ .  
*coadunatum*, Klfs.—*Nephrodium coadunatum*.  
*coadunatum*, Wall.—*Sagenia coadunata*.  
*coarctatum*, Kze.—*Lastrea coarctata*.  
*cochleatum*, Spr.—*Lastrea cochleata*.  
*cognatum*, Fée.—*Lastrea cognata*.  
*colobodon*, Kze.—*Cystopteris fragilis*,  $\delta$ .  
*concinnum*, Link.—*Lastrea concinna*,  $\beta$ .  
*concinnum*, Lowe MS.—*Lastrea frondosa*.  
*concinnum*, Metten.—*Lastrea concinna*.  
*condylodes*, Kze.—*Lastrea contermina*.  
*confertum*, Klfs.—*Cyclodium confertum*.  
*confertum*, Hook. et Gr.—*Cyclodium meniscoides*.  
*confluens*, Fée.—*Lastrea confluens*.  
*congener*, Bl.—*Polystichum squarrosum*.  
*confolium*, Wall.—*Lastrea aristata*, et  $\beta$ .  
*confolium*, Presl.—*Cheilanthes chlorophylla*.  
*conioneuron*, Metten.—*Nephrodium terminans*.  
*conjugatum*, Bl.—*Pleocnemia Leuzeana*,  $\beta$ .  
*consanguineum*, Kze.—*Nephrodium cheilocarpum*.  
*consobrinum*, Bory.—*Lastrea consobrina*.  
*conspersoides*, Fée.—*Lastrea conspersoides*.  
*conspersum*, Schrad. : Fée.—*Lastrea macroura*.  
*conterminum*, Willd.—*Lastrea contermina*.  
*contiguum*, Klfs. MS.—*Nephrodium unitum*,  $\beta$ .  
*continuum*, Desv.—*Nephrodium unitum*,  $\beta$ .  
*contractum*, Link.—*Nephrodium* ? *contractum*.  
*cordatum*, Steud.—*Athyrium* ? *Filix-fœmina*.  
*cordifolium*, Presl, *Epim. Bot.* 63.—India : Moulmein, ? Tranquebar.  
*cordifolium*, Sw.—*Nephrolepis cordifolia*.  
*coriaceum*, Sw.—*Polystichum coriaceum*.  
*coriaceum*, Klfs. etc.—*Polystichum coriaceum*,  $\beta$ .  
*coriaceum*, Lowe.—*Polystichum flexum*.

- coriaceum*,  $\beta$ , Banks et Sol. MS.—*Polystichum vestitum*.  
*coriaceum* v. *acutidentatum*, Rich.—*Polystichum vestitum*.  
*coriandrifolium*, Sw.—? *Sagenia cicutaria*.  
*cornu-cervi*, Don.—*Polystichum Hamiltonii*.  
*coronopus*, Desv.—*Sagenia cicutaria*.  
*costale*, Bl.—*Athyrium costale*.  
*crassifolium*, Bl.—*Lastrea crassifolia*.  
*crenatum*, Hort. Ber: (? Karst. et Kl.)—*Polystichum ordinatum*.  
*crenatum*, Sommerf.—*Athyrium crenatum*.  
*crinitum*, "Boj." Wall.—*Lastrea crinita*.  
*crinitum*, M. et Gal.—*Lastrea Filix-mas*,  $\gamma$ .  
*crinulosum*, Desv.—*Polystichum coriaceum*,  $\beta$ .  
*cristatum*, Sw.—*Lastrea cristata*.  
*cristatum*, Fl. Wett.—*Lastrea dilatata*.  
*cristatum*  $\beta$ , Rupr.—*Lastrea spinulosa*.  
*cristatum*  $\gamma$ . et  $\delta$ , Rupr.—*Lastrea dilatata*.  
*cruciatum*, Willd.—*Lastrea cruciata*.  
*crystallinum*, Metten.—*Lastrea crystallina*.  
*Ctenitis*, Link.—*Lastrea Ctenitis*.  
*ctenochlæna*, Kze.—*Lastrea ctenochlæna*.  
*cucullatum*, Bl.—*Nephrodium unitum*,  $\epsilon$ .  
*cultratum*, Presl.—*Didymochlæna lunulata*.  
*Cumingianum*, Kze.—*Nephrodium Cumingianum*.  
*Cumingianum*, Sturm.—*Polystichum Cumingianum*.  
*cuneatum*, Schkuhr.—*Asplenium fissum*.  
*Cunninghami*, Kze.—*Goniopteris Forsteri*.  
*Cunninghamii*, Colenso.—*Polystichum coriaceum*.  
*Cunninghamianum*, Colenso.—*Polystichum coriaceum*.  
*curvifolium*, Kze.—*Lastrea aristata*.  
 [cuspidatum, Desv. Prod. 244.—Hispaniola—Plum t. 153].  
*cuspidatum*, Metten.—*Polypodium elongatum*.  
*cyatheoides*, Klfs.—*Nephrodium cyatheoides*.  
*cyclochlamys*, Fée.—*Lastrea cyclochlamys*.  
*davallioides*, Sw.—*Nephrolepis davallioides*.  
*decompositum*, Spr.—*Lastrea decomposita*.  
*decompositum* v. *quinquangulare*, Metten.—*Lastrea quinquan-*  
*gularis*.  
*decrescens*, Kze. Hb.—*Lastrea decrescens*.  
*decurrens*, J. Sm.—*Sagenia pteropus*.  
*decurrens*, Presl.—*Sagenia decurrens*.  
*decurrens*, Lowe.—*Lastrea decurrens*.  
*decursive-pinnatum*, Kze.—*Lastrea decurrens*.  
*decurtatum*, Kze.—*Nephrodium abortivum*.  
*decussatum*, Sieb.—*Lastrea decussata*.  
*deflexum* ? Kze.—*Lastrea vestita*.  
*deltoidum*, Sw.—*Lastrea deltoidea*.

- demissum*, Kze. Hb.—*Lastrea Ctenitis*,  $\beta$ .  
*densum*, Wall.—*Lastrea sparsa*,  $\beta$ .  
*dentatum*, Sw.—*Cystopteris fragilis*,  $\delta$ .  
*denticulatum*, Sw.—*Lastrea denticulata*.  
*denticulatum*, Wall. MS.—*Lastrea odontoloma*.  
*deparioides*, Hook.—*Diclisodon deparioides*.  
*depastum*, Schkuhr.—*Lastrea Filix-mas*,  $\beta$ .  
*deversum*, Kze.— { *Nephrodium molle*,  $\gamma$ .  
                                   *Lastrea deversa*.  
*deverum*, Kze.—*Sagenia coadunata*,  $\beta$ .  
*diaphanum*, Kze.—*Polystichum diaphanum*.  
*diaphanum*, Bory.—*Cystopteris fragilis*.  
*diastematocarpon*, Fée.—*Lastrea diastematocarpa*.  
*dicksoniæfolium*, Rich. Sert. *Astrol.* 39.—Vanikoro.  
*difforme*, Bl.—*Dictyopteris difformis*.  
*dilaceratum*, Kze.— { *Sagenia dilacerata*.  
                                   *Sagenia latifolia*,  $\beta$ .  
*dilatatum*, Sm.—*Lastrea dilatata*.  
*dilatatum*, Wall. Hb.—*Sagenia coadunata*.  
*dilatatum*, Holl.—*Lastrea æmula*.  
*dilatatum*, Auct. Amer.—*Lastrea spinulosa*,  $\beta$ .  
*dilatatum* v. *recurvum*, Bree.—*Lastrea æmula*.  
*dimorphum*, Kze.—*Nephrodium dimorphum*.  
*diplazioides*, Moritz.—*Lastrea diplazioides*.  
*discolor*, Langs. et Fish.—*Polystichum coriaceum*,  $\beta$ .  
*discretum*, Don.—*Polystichum aculeatum*.  
*disjunctum*, Wall. Hb.—*Nephrodium disjunctum*.  
*dissidens*, Metten.—*Pleocnemia dissidens*.  
 [dissimile, Schrad. *Goett. gel. Anz.* . . . .—Brazil.]  
*distans*, Viv.—*Woodsia ilvensis*.  
*distentifolium*, Tausch.—*Polypodium alpestre*.  
*diversilobum*, Metten.—*Nephrodium abruptum*.  
*diversifolium*, Wall. Hb.—*Nephrolepis* ? *hirsutula*.  
*divisum*, Wall.—*Lastrea divisa*.  
*Donianum*, Spr.—*Lastrea Filix-mas*,  $\gamma$ .  
*Dregii*, Fée.—*Lastrea Thelypteris*,  $\beta$ .  
*drepanopteron*, Metten.—*Athyrium oxyphyllum*.  
*drepanum*, Sw.—*Polypodium drepanum*.  
*drepanum*, Schkuhr (in text sub. t. 47)—*Lastrea dilatata*.  
*drepanum*, Hort. Ang.—*Lastrea Shepherdii*.  
*Dubreuilianum*, Gaud.—*Nephrodium cyatheoides*.  
*dumetorum*, Sm.—*Lastrea dilatata*,  $\iota$ .  
*duriusculum*, Sturm.—*Polystichum* ? *duriusculum*.  
*D'Urvillæi*, Bory.—*Sagenia melanocaulis*.  
*ebenum*, J. Sm.—*Sagenia Pica*.  
*eburneum*, Wall.—*Athyrium oxyphyllum*.

- Eckloni*, Kze.—*Nephrodium unitum*,  $\delta$ .  
*edentulum*, Kze.—*Lastrea edentula*.  
*edule*, Spr.—*Nephrolepis tuberosa*.  
*elatum*, Bory.—*Lastrea Boryana*.  
*elegans*, Sturm.—*Polystichum elegans*.  
*elegans*, Metten.—*Lastrea recedens*.  
*elongatum*, Sw.—*Lastrea elongata*.  
*elongatum*, Willd.—*Lastrea canariensis*.  
*emarginatum*, Willd.—? *Polystichum emarginatum*.  
*eminens*, Wickstr.—*Nephrolepis exaltata*.  
*ensifolium*, Sw.—*Nephrolepis ensifolia*.  
*ensifolium*, Bl.—*Nephrolepis exaltata*.  
*equestre*, Kze.—*Lastrea equestris*.  
*eriocarpum*, Wall.—*Lastrea hirsuta*.  
*erosum*, Schkuhr.—*Lastrea dilatata*.  
*erythrosorum*, Eaton MS.—*Lastrea erythrosora*.  
*exaltatum*, Sw.—*Nephrolepis exaltata*.  
*exaltatum*, Schkr. : Raddi.—*Nephrolepis neglecta*.  
*exaltatum*, Spr.—*Nephrolepis hirsutula*.  
*exaltatum*, Wall. in part — { *Nephrolepis volubilis*.  
   { *Nephrolepis splendens*, et *ensifolia*.  
   { *Nephrolepis hirsutula*.
- excellens*, Bl. *Enum. Fil. Jav.* 160—Java.  
*Aspidium excellens*, Metten, *Phegypt. und Aspid.* 117.  
*Proferea excellens*, Presl, *Epim. Bot.* 259.
- excultum*, Metten.—*Lastrea exculta*.  
*exiguum*, Fée. : Kze.—*Lastrea exigua*.  
*expansum*, Willd.—*Athyrium expansum*.  
*expansum*, Mart.—*Lastrea expansa*.  
*expansum*, Desv.—*Sagenia macrophylla*.  
*expansum*, Dietr.—*Lastrea Filix-mas*,  $\beta$ .  
*extensum*, Bl.—*Nephrodium extensum*.  
*extensum*, Fée.—*Lastrea melanosticta*.  
*Fadyenii*, Metten.—*Fadyenia prolifera*.  
*falcatum*, Sw.—*Cyrtomium falcatum*.  
*falciculatum*, Raddi.—*Lastrea falciculata*.  
*falciculatum*, Spr. Hb.—*Lastrea Ctenitis*.  
*falcinellum*, Sw.—*Polystichum falcinellum*.  
*fallax*, Fish. MS.—*Lastrea fallax*.  
*ferox*, Bl.—*Nephrodium ferox*.  
*ferrugineum*, Fée.—*Lastrea ferruginea*.  
*ferrugineum*, Beyr. Hb.—*Lastrea falciculata*.  
*Filix-fœmina*, Sw.—*Athyrium Filix-fœmina*.  
*Filix-mas*, Sw.—*Lastrea Filix-mas*.  
*Filix-mas*, Holl.—*Lastrea elongata*.  
*Filix-mas*, Pursh.—*Lastrea Goldiana*.  
*Filix-mas*, Hohenack.—*Lastrea Filix-mas*,  $\beta$ .

- Filix-mas* v. *crenatum*, Milde.—*Lastrea Filix-mas*, β.  
*Filix-mas* v. *erosum*, Hook. et Arn.—*Lastrea Filix-mas*, β.  
*Filix-mas* v. *pumilum*, Hort.—*Lastrea Filix-mas*, ε.  
*Filix-mas* v. *recurvum*, Francis.—*Lastrea Filix-mas*, ε.  
*Filix-Panna*, Lucan.—*Lastrea athamantica*.
- fimbriatum*, Willd. *Sp. Pl.* v. 213.—St. Domingo—Plum t. 149.  
*Aspidium fimbriatum*, *Spr. Syst.* 96; *Poir. Enc. Supp.* iv, 507; *Desv. Prod.* 244.
- fimbriatum*, Wall.—*Athyrium foliolosum*.
- Finlaysonianum*, Wall.— { *Lastrea immersa*.  
 { *Lastrea falcifera*.
- Fischeri*, Metten.—*Lastrea obscura*.
- fissum*, Kze.—*Sagenia Menyanthidis*.
- fissum*, Hort.—*Sagenia pachyphylla*.
- flaccidum*, Bl.—*Lastrea flaccida*.
- flagelliferum*, Wall.—*Nephrolepis exaltata*.
- flexum*, Kze.—*Polystichum flexum*.
- floccigerum*, Bl.—*Nephrolepis floccigera*.
- fœniseeii*, Hort. Germ.—*Lastrea dilatata*.
- fœtidum*, "Poir.": Steud.—*Sagenia cicutaria*.
- fœniseeii*, Kze.—*Lastrea æmula*.
- foliolosum*, Wall. Cat. (359)—*Acrophorus nodosus*.
- foliolosum*, Wall. Hb. (2205=339.)—*Athyrium foliolosum*.
- fontanum*, Sw.—*Asplenium fontanum*.
- formosum*, Fée.—*Lastrea formosa*.
- Forsteri*, Kze.—*Sagenia melanocaulis*.
- fragile*, Sw.—*Cystopteris fragilis*.
- fragile*, M. et Gal.—*Cystopteris fragilis*, θ.
- fragile* v. *fumarioides*, M. et Gal.—*Cystopteris fragilis*, β.
- fragrans*, Sw.—*Lastrea fragrans*.
- fragrans*, Gray.—*Lastrea rigida*.
- fraxinifolium*, Schrad.—*Sagenia macrophylla*, γ.
- Freyreissii*, Wickstr.—*Polystichum caudatum*.
- frondosum*, Lowe.—*Lastrea frondosa*.
- frondosum*, Wickstr.—*Lastrea denticulata*.
- funestum*, Kze.—*Lastrea funesta*.
- furcatum*, Kl.—*Lastrea furcata*.
- fuscatum*, Willd.—*Polystichum angulare*.
- fuscipes*, Wall.—*Lastrea fuscipes*.
- Galeottianum*, Kze. Hb.—*Sagenia latifolia*.
- Gardnerianum*, Metten.—*Lastrea Gardneriana*.
- gelidum*, Kze.—*Polystichum* ? *pyncnolepis*.
- gemmiferum*, Moritz.—*Lastrea chrysoloba*.
- gibbosum*, Willd.—*Nephrolepis gibbosa*.
- giganteum*, Bl.—*Sagenia gigantea*.
- giganteum*, Moritz. Hb.—*Lastrea serra*.

- glabellum*, Lowe.—*Lastrea glabella*.  
*glaberrimum*, Rich.—*Nephrodium glaberrimum*.  
*glabrum*, Metten.—*Lastrea glabra*.  
*glanduliferum*, Wall.—*Lastrea glandulifera*.  
*glanduliferum*, Karst.—*Lastrea Sprengelii*.  
*glanduligerum*, Kze.—*Lastrea glanduligera*.  
*glandulosum*, Bl.—*Nephrodium glandulosum*.  
*glandulosum*, Hook. et Gr.—*Polystichum* ? *glandulosum*.  
*Göeringianum*, Kze.—*Lastrea Göeringiana*.  
*goggyloides*, Schkuhr.—*Nephrodium unitum*,  $\beta$ .  
*Goldianum*, Hook.—*Lastrea Goldiana*.  
*Goldianum*, Hort.—*Lastrea cristata*.  
*gongyloides*, Meyer.—*Nephrodium unitum*,  $\beta$ .  
*gracile*, Kze. Hb.—*Lastrea glanduligera*.  
*gracilescens*, Bl.—*Lastrea gracilescens*.  
*grande*, J. Sm.—*Sagenia grandis*.  
*grande*, Fée.—*Lastrea grandis*.  
*grandifolium*, Presl.—*Sagenia grandis*.  
*grandifolium*, Metten.—*Sagenia siifolia*.  
*Grayanum*, Regel.—*Lastrea spinulosa*,  $\beta$ .  
*Grunowii*, Bölle.—*Nephrodium Grunowii*.  
*Gueinzianum*, Metten.—*Lastrea Gueinziana*.  
*guyanense*, Kl.—*Polystichum abbreviatum*.  
 [Hænkei, *Presl, Rel. Hænkei*. i. 30 : *Id. Tent. Pter.* 88.—Ins. Marianis.]  
*Halleri*, Willd.—*Asplenium fontanum*.  
*Hamiltonii*, Spr.—*Polystichum Hamiltonii*.  
 [Hamiltonianum, *Wall. Cat.* 2232 (not in Hb.).—India : Rougamati.  
*Aspidium Hippocrepis*, *Ham. Hb.*]  
*Hartwegii*, Kl.—*Polystichum ordinatum*.  
*hastulatum*, Tenore.—*Polystichum angulare*.  
*heracleifolium*, Willd.—*Aspidium trifoliatum*.  
*heracleifolium* ? Moritz.—*Aspidium brachiatum*.  
*heracleifolium*, Hort. in part.—*Sagenia macrophylla*.  
*heterocarpon*, Bl.—*Nephrodium heterocarpum*.  
*heterodon*, Bl.—*Nephrodium heterodon*.  
*heterodon*, Schrad.—*Polystichum heterodon*.  
*heteromeron*, Kze. Hb.—*Sagenia melanocaulis*.  
*heterophyllum*, Hook.—*Pleocnemia Blumei*.  
*Hippocrepis*, Sw.—*Sagenia cicutaria*.  
*Hippocrepis*, Ham. Hb.—*Aspidium Hamiltonianum*.  
*hirsutulum*, Sw.—*Nephrolepis hirsutula*.  
*hirsutulum*, Ham. Hb.—*Lastrea cana*.  
*hirsutulum* ? Wall. in part.—*Nephrodium molle*.  
*hirsutulum* ? *mauritanum*, Ham. Hb.—*Nephrodium molle*.  
 [Gen. 22. Sp. 445.]

- hirsutum*, Kze. Hb.—Nephrodium hirsutum.  
*hirtipes*, Bl.—Lastrea hirtipes.  
*hirtum*, Sw.—Lastrea hirta.  
*hispidum*, Sw.—Lastrea hispida.  
*Hoffmannseggii*, Poir.—Nephrolepis sesquipedalis.  
*Hookeri*, Wall.—Nephrodium Hookeri.  
*Hookeri*, Sweet.—Fadyenia prolifera.  
*Hookeri*, Kl.—Cyclodium meniscoides.  
*humile*, Willd.—Pteris diversifolia.  
*hymenophylloides*, Bl.—Acrophorus pulcher.  
*ilicifolium*, Don.—Polystichum ilicifolium.  
*imbricatum*, Klfs.—Nephrolepis tuberosa.  
*immersum*, Bl.—Lastrea immersa.  
*impressum*, Fée.—Lastrea impressa.  
*impressum*, Kze.—Lastrea immersa.  
*impressum*, Kze MS.—Sagenia dilacerata.  
*inæquale*, Schlech.—Lastrea inæqualis.  
 [incisum, Swartz, *Syn. Fil.* 47.—Porto Rico.  
   Aspidium incisum, Willd. *Sp. Pl.* v. 237; *Desv. ProJ.* 245.  
   Tectaria incisa, Cav. *Prælect.* (1801), 249.]  
*inquinans*, Fée.—Lastrea inquinans.  
*intermedium*, Willd.—Lastrea spinulosa,  $\beta$ .  
*intermedium*, Sadl.—Polystichum aculeatum,  $\beta$ .  
*intermedium*, Bl.—Lastrea Blumei.  
*intermedium*, Link.—Athyrrium Filix-fœmina.  
*intermedium*, J. Sm.—Sagenia coadunata,  $\beta$ .  
*invisum*, Sw.—Lastrea invisiva.  
*invisum*, Pœpp.—Lastrea macroura.  
*irregulare*, Brack.—Sagenia melanocaulis.  
*irriguum*, Sm.—Athyrrium Filix-fœmnia,  $\beta$ .  
*irriguum* J. Sm. *Hook. Journ. Bot.* iii. 410.—Philippine Islands.  
   (*Cuming* 31.)  
   Aspidium irriguum, Presl, *Epim. Bot.* 62.  
   Microsorium trifidum, Fée, *Gen. Fil.* 269.  
*isogramma*, Kze. Hb.—Nephrodium glandulosum.  
*javanicum*, Metten.—Mesochlæna javanica.  
*javense*, Willd.—Acrophorus? javensis.  
*juglandifolium*, Kze. MS.—Cyrtomium juglandifolium.  
*Karsteni*, A. Br.—Lastrea similis.  
*Karwinskyanum*, Metten.—Lastrea Karwinskiana.  
*Kaulfussii*, Link.—Lastrea Kaulfussii.  
*Klotzschii*, Hook.—Lastrea læta.  
*latevirens*, Lowe MS.—Lastrea frondosa.  
*lacerum*, Sw.—Polystichum lacerum.  
*lætum*, Sw.—Lastrea læta.  
*lætum*, Moritz.—Lastrea exulta.  
*læve*, Metten.—Nephrodium læve.



- lancastricense*, Spr.—*Lastrea cristata*,  $\beta$ .  
*lanceum*, Kze.—*Nephrodium lanceum*.  
*lanosum*, Sw.—*Nothochlæna vestita*.  
*lanuginosum*, Willd. Hb.—*Lastrea lanuginosa*.  
*lanuginosum*, Bory (Hb. Hk.)—*Nephrodium unitum*,  $\epsilon$ .  
*lasiesthes*, Kze.—*Lastrea oligocarpa*.  
*lasiesthes*, Metten.—*Lastrea pilosula*.  
*latebrosum*, Kze.—*Nephrodium latebrosum*.  
*latifolium*, Presl.—*Sagenia latifolia*.  
*latifolium*, J. Sm.—*Sagenia melanocaulis*.  
*latifrons*, Metten.—*Lastrea latifrons*.  
*latum*, Kze. Hb.—*Lastrea crassifolia*.  
*Lechlerianum*, Metten.—*Polystichum vestitum*.  
*lentum*, Don.—*Polystichum lentum*.  
*lepidotrichum*, Desv.—*Lastrea nemorosa*.  
*leprosum*, Kze. Hb.—*Lastrea cognata*.  
*leptorachis*, Kze.—*Lastrea leptorachis*.  
 Lessoni, Bory, Dup. Voy. 265.—Tahiti.  
*leucolepis*, Fée.—*Lastrea leucolepis*.  
*leucosticton*, Kze.—*Lastrea albopunctata*.  
*Leuzeanum*, Kze. (Hb.)—*Pleocnemia Leuzeana*.  
*Leuzeanum*, Kze. (Bot. Zeit.)—*Pleocnemia Leuzeana*,  $\beta$ .  
*L'Herminieri*, Kze. Hb.—*Lastrea L'Herminieri*.  
*ligatum*, Kze. Hb.—*Goniophlebium lætum*.  
*ligulatum*, Kze. Hb.—*Lastrea ligulata*.  
*ligusticifolium*, Desv.—*Lastrea denticulata*.  
*limbatum*, Sw.—*Lastrea limbata*.  
*lineatum*, Bl.—*Nephrodium lineatum*.  
*lobatum*, Sw.—*Polystichum aculeatum*,  $\beta$ .  
*lobatum*, Schkuhr.—*Polystichum aculeatum*.  
*lobatum*,  $\beta$ . *lonchitidioides*, Hk. et Arn.—*Polystichum aculeatum*,  $\beta$ .  
*lobulatum*, Bl.—*Aspidium* ? *singaporianum*,  $\beta$ .  
*lomatopelta*, Kze. Hb.—*Lastrea lomatopelta*.  
*lomatopus*, Kze.—*Oleandra lomatopus*.  
*Lonchitis*, Sw.—*Polystichum Lonchitis*.  
*longifolium*, Pohl.—*Nephrolepis* ? *ensifolia*.  
*longifolium*, Desv.—*Sagenia macrophylla*.  
*longipes*, Bl.—? *Nephrodium longipes*.  
*lorifrons*, Kze.—*Oleandra neriiformis*.  
*lucens*, Bojer.—*Nephrodium unitum*.  
*luctuosum*, Kze.—*Polystichum luctuosum*.  
*Ludovicianum*, Kze.—*Lastrea canariensis*.  
*lugubre*, Metten.—*Lastrea lugubris*.  
*lutescens*, Willd.—*Lastrea* ? *lutescens*.  
*macrocarpon*, Bl.—? *Lastrea macrocarpa*.

- macrocarpon*, Zippel. MS.—*Lastrea sparsa*,  $\beta$ .  
*macrochlamys*, Fée.—*Lastrea sparsa*,  $\gamma$ .  
*macrolepidum*, Desv.—*Polystichum* ? *Sellowianum*.  
*macrophyllum*, Bl.—*Sagenia pteropus*.  
*macrophyllum*, Pöepp.—*Sagenia macrophylla*,  $\beta$ .  
*macrophyllum*, Sw.—*Sagenia macrophylla*.  
*macrophyllum*, Sieb.—*Sagenia angulata*.  
*macroporum*, Bory.—*Polystichum coriaceum*,  $\beta$ .  
*macropterum*, Kze. Hb.—*Sagenia macrophylla*,  $\beta$ .  
*macrourum*, Klfs.—*Lastrea macroura*.  
*madagascariense*, Fée.—*Lastrea madagascariensis*.  
*malaccense*, Fée.—*Lastrea malaccensis*.  
*marginale*, Sw.—*Lastrea marginalis*.  
*marginatum*, Schkuhr.—*Lastrea marginalis*.  
*marginatum*, Wall. (366).—*Polystichum marginatum*.  
*marginatum*, Wall. (391).—*Lastrea marginata*.  
*martinicense*, Spr.—*Sagenia macrophylla*.  
*mascarenense*, Klfs.—*Nephrodium caudiculatum*.  
*mascarenhense*, Fée.—*Lastrea mascarenensis*.  
*mauritianum*, Desv.—? *Nephrolepis mauritianum*.  
*medium*, Carm.—*Athyrium medium*.  
*melanocaulon*, Bl.—*Sagenia melanocaulis*.  
*melanochlæna*, Kze. Hb.—*Polystichum trapezoides*,  $\beta$ .  
*melanochlamys*, Fée.—*Lastrea melanochlamys*.  
 [ *melanopodium*, Desv. *Mag. Ber.* v, 320; *Id. Prod.* 246.—  
 Terr. Magellan.  
*Aspidium melanopodon*, Sturm, *Enum. Crypt. Chil.* 33.  
*Aspidium melanopus*, Spr. *Syst.* 101.]  
*melanopus*, Spr.—*Aspidium melanopodium*.  
*melanopus*, Hew. MS.—*Sagenia Pica*.  
*melanorhizum*, Desv.—*Sagenia ciutaria*.  
*melanostictum*, Kze.—*Lastrea melanosticta*.  
*membranaceum*, Fée.—*Lastrea membranifolia*.  
*membranifolium*, Kze. (Hb.)—*Lastrea membranifolia*.  
*membranifolium*, Kze. (B. Z.)—*Lastrea sagenioides*.  
*menisciicarpon*, Bl.—*Sagenia* ? *menisciicarpa*.  
*menisciicarpon*, Metten. in part.—*Dryomenis menisciicarpa*.  
*meniscinerve*, Gaud.—*Nephrodium meniscinerve*.  
*meniscioides*, Willd.—*Cyclodium meniscioides*.  
*Menyanthidis*, Presl.—*Sagenia Menyanthidis*.  
*Menyanthis*, Presl.—*Sagenia Menyanthis*.  
*meridionale*, Willd. Hb.—*Lastrea meridionalis*.  
*mexicanum*, Kze.—*Lastrea mexicana*.  
*micranthum*, Bl.—*Oleandra micrantha*.  
*micranthum*, Klfs.—*Lastrea decomposita*.  
*microcarpon*, Bl.—*Pleopeltis* ? *myriocarpa*.  
*microcarpon*, Fée.—*Lastrea microcarpa*.

- microcarpum*, Willd. Hb.—Nephrodium unitum,  $\beta$ .  
*microchlæna*, Fée.—Lastrea microchlæna.  
*microphyllum*, Bl.—Polystichum microphyllum.  
*micropteris*, Kze. Hb.—Polystichum ? platyphyllum.  
*microsorium*, Klfs. : Sieb.—Lastrea decomposita.  
*microsorium*, Presl.—Sagenia melanocaulis.  
*Mildeanum*, Gœpp.—Lastrea Filix-mas,  $\beta$ .  
*mohrioides*, Bory.—Polystichum mohrioides.  
*molle*, Sw.—Nephrodium molle.  
*molle*, Link.—Lastrea patens.  
*molliculum*, Metten.—Lastrea concinna.  
*moluccense*, Bl.—Polystichum moluccense.  
*monosorium*, Kze. (olim.)—Lastrea monosticha.  
*monostichum*, Kze. Hb.—Lastrea monosticha.  
*montanum*, Sw.—Cystopteris montana.  
*Moritzianum*, Kl.—Polystichum ordinatum.  
*Moritzii*, Kze.—Oleandra Moritzii.  
*mucronatum*, Sw.—Polystichum mucronatum.  
*mucronatum*, Don.—Lastrea Hamiltonii.  
*mucronatum*, Beyr. Hb.—Lastrea mucronata.  
*mucronatum*, Lowe.—Polystichum triangulum.  
*mucronifolium*, Bl.—Polystichum squarrosum.  
*mucronulatum*, Opiz. (*Steud. Nom. Bot.* 63)  
*multicaudatum*, Wall.—Sagenia coadunata.  
*multidentatum*, Wall.—Acrophorus Thomsoni.  
*multifidum*, Metten. (Fil. Lips.)—Nephrolepis ensifolia,  $\delta$ .  
*multifidum*, Metten. (Fil. Lechl.)—Polystichum multifidum.  
*multifidum*, Beyr.—Lastrea amplissima.  
*multijugum*, Wall.—Nephrodium extensum.  
*multilineatum*, Wall.—Nephrodium multilineatum.  
*multilineatum*, Benth.—Nephrodium abortivum.  
*multisorum*, Desv.—Aspidium trifoliatum.  
*munitum*, Klfs.—Polystichum falcinellum,  $\beta$ .  
*munitum*, Sadl.—Polystichum aculeatum,  $\beta$ .  
*muricatum*, Willd.—Polystichum muricatum.  
*musæfolium*, Bl.—Oleandra musæfolia.  
*musæfolia*, Moritz.— { Oleandra lomatosus.  
                                   { Oleandra Moritzii.  
*muscum*, Sw. (Presl.)—Polypodium chærophylloides.  
*Napoleonis*, Fée.—Lastrea Napoleonis.  
*natalensis*, Fée.—Lastrea Gueinziana.  
*neglectum*, Griseb.—Nephrolepis neglecta.  
*nemophilum*, Kze.—Lastrea nemophila.  
*nemorale*, Gray.—Lastrea Filix-mas.  
*nemosum*, Willd.—Lastrea nemorosa.  
*nepalense*, Spr.—Polystichum lentum.  
*nepalense*, Edgw.—Cystopteris fragilis.

- nephrodioides*, Kl.—*Lastrea nephrodioides*.  
*neriiforme*, Sw.—*Oleandra neriiformis*.  
*neriifolium*, Poir.—*Oleandra neriiformis*.  
*nevadense*, Boiss.—*Lastrea rigida*,  $\beta$ .  
*nevadense*, Hort. Germ.—*Lastrea Filix-mas*.  
*Nidus*, Griff. MS.—*Lastrea Filix-mas*,  $\gamma$ .  
*nigricaulis*, Fée.—*Lastrea nigricaulis*.  
*nigripes*, Bl.—*Athyrium nigripes*.  
*nigripes*, Hort.—*Sagenia melanocaulis*.  
*nigropunctatum*, Spr.—*Nephrolepis sesquipedalis*.  
*nitidulum*, Wall.—*Lastrea sparsa*.  
*nitidulum*, Kze. Hb.—*Nephrodium caudiculatum*.  
*nitidum*, Bory.—*Lastrea crinita*.  
*nivale*, Bory.—*Lastrea nivalis*.  
*nobile*, Schlech.—*Cyrtomium nobile*.  
*nodosum*, Willd.—*Oleandra nodosa*.  
*nodosum*, Kze.—*Oleandra micans*.  
*nodosum*, Bl.—*Acrophorus nodosus*.  
*noveboracense*, Sw.—*Lastrea noveboracensis*.  
*nymphale*, Schkuhr.—*Nephrodium molle*.  
*obliquum*, Don.—*Polystichum obliquum*.  
*obliteratum*, Spr.—*Nephrolepis obliterata*.  
*obscurum*, Bl.—*Nephrodium obscurum*.  
*obscurum*, Fisch. et M.—*Lastrea obscura*.  
*obscurum*, Colenso MS.—*Lastrea hispida*.  
*obtusatum*, Sw.—*Nephrodium unitum*,  $\beta$ .  
*obtusifolium*, Willd.—*Nephrolepis tuberosa*.  
*obtusifolium*, Moritz.—*Nephrolepis volubilis*.  
*obtusilobum*, Fée.—*Lastrea obtusiloba*.  
*obtusum*, Web. et Mohr.—*Woodsia obtusa*.  
*obtusum*, Kze.—*Polystichum obtusum*.  
*ocellatum*, Wall.—*Polystichum lentum*.  
*ochthodes*, Kze.—*Lastrea ochthodes*.  
*odoratum*, Bory.—*Lastrea hirsuta*.  
*odoratum*, Spr.: Sieb.—*Lastrea lanuginosa*.  
*odoratum*, Lowe MS.—*Lastrea æmula*.  
*odoriferum*, Gray.—*Lastrea montana*.  
*odontosorum*, Hook. MS.—*Diclisodon deparioides*.  
*oliganthum*, Desv.—*Asplenium Aitoni*.  
*oligocarpum*, Kth.—*Lastrea oligocarpa*.  
*oligodonton*, Desv.—*Asplenium Aitoni*,  $\beta$ .  
*oppositum*, Klfs.—*Lastrea opposita*.  
*opulentum*, Klfs.—*Nephrodium opulentum*.  
*orbiculatum*, Desv.—*Polystichum angulare*.  
*ordinatum*, Kze.—*Polystichum ordinatum*.  
*Oreopteris*, Sw.—*Lastrea montana*.  
*orientale*, Desv.—*Polystichum coriaceum*.

- Orizabæ*, Fée.—*Lastrea Orizabæ*.  
*Otaria*, Kze. Hb.—*Cyclodium Cumingianum*.  
*Ottonianum*, Kze.—*Lastrea augescens*.  
*Ottonis*, Kze.—*Lastrea augescens*.  
*pachyphyllum*, Kze.—*Sagenia pachyphylla*.  
*pachyrachis*, Kze.—*Lastrea pachyrachis*.  
*paleaceum*, Sw.—*Lastrea paleacea*.  
*paleaceum*, Don.—*Lastrea Filix-mas*,  $\gamma$ .  
*?Palisotii*, Desv.—*Nephrolepis ramosa*.  
*pallidum*, Bl.—*Lastrea pallida*.  
*pallidum*, Link.—*Lastrea rigida*,  $\beta$ .  
*pallidum*, Hort.—*Lastrea Filix-mas*.  
*palmipes*, Kze.—*Lastrea aristata*.  
*paludosum*, Raddi.—*Nephrolepis biserrata*.  
*paludosum*, Bl.—*Lastrea paludosa*.  
*paludosum*, Metten.—*Nephrodium unitum*,  $\beta$ .  
*paludosum*, Hort. Bonn.—*Lastrea tenericaulis*.  
*palustre*, Gray.—*Lastrea Thelypteris*.  
*paradoxum*, Fée.—*Lastrea paradoxa*.  
*paräense*, Willd.—*Nephrolepis tuberosa*.  
*parallelogrammum*, Kze.—*Lastrea Filix-mas*,  $\gamma$ .  
 [parallelum, Desv. Prod. 245.—S. America.  
 — $\beta$ . integrum, Desv. Prod. 245.—S. America.]  
*parasiticum*, Sw.—*Nephrodium parasiticum*.  
*parasiticum*, Link.—*Lastrea Thelypteris*,  $\beta$ .  
*patens*, Sw.—*Lastrea patens*.  
*patens*, Willd. (En.)—*Nephrodium molle*.  
*patens*, Kth.—*Lastrea Kunthii*.  
*patens*, Bl.—*Mesochlæna javanica*.  
*patens*, Gueinzus.—*Goniopteris patens*.  
*patens*, Kze.—*Lastrea Gueinziana*.  
*patens*,  $\beta$ . *Sprengelii*, Kze.—*Lastrea Bergiana*.  
*patentissimum*, Wall.—*Lastrea Filix-mas*,  $\gamma$ .  
*patulum*, Sw.—*Lastrea patula*.  
*paucicuspis*, Sturm.—*Polystichum* ? *angulare*.  
*pauciflorum*, Klfs.—*Lastrea crinita*.  
*paucijugum*, Kl.—*Lastrea paucijuga*.  
*pauper*, Fée.—*Lastrea pauperis*.  
*paupertinum*, Rœm. Hb.—*Lastrea mexicana*.  
*pectinatum*, Willd.—*Nephrolepis pectinata*.  
*pedatum*, Desv.—*Lastrea pedata*.  
*pellitum*, Willd.—*Lastrea pellita*.  
*pellucidum*, Beyr.—*Lastrea Ctenitis*,  $\beta$ .  
*pendulum*, Raddi.—*Nephrolepis pendula*.  
*pendula*, Splitg.—*Oleandra pilosa*.  
*pennigerum*, Sw.—*Goniopteris Forsteri*.

*pennigerum*, Bl.—*Nephrodium pennigerum*.

[*pentaphyllum*, Willd. *Sp. Pl.* v, 216.—W. Indies : Martinique.  
—Plum. t. 114.

*Aspidium pentaphyllum*, Spreng. *Syst.* 96 ; Desv. *Prod.* 245.]

*Petersenii*, Kze. (olim.)—*Lastrea Napoleonis*.

*philippinum*, Fée.—*Lastrea ligulata*.

*phyllarthron*, Kze.—*Oleandra phyllarthron*.

*Pica*, Desv.—*Sagenia Pica*.

*pilosissimum*, G. Don. MS.—*Lastrea pilosissima*.

*pilosulum*, Wall.—*Lastrea hirsuta*.

*pilosulum*, Kl. et Karst.—*Lastrea pilosula*.

*pilosum*, Langs. et Fish.—*Nephrolepis hirsutula*.

*pilosum*, Ham. Hb.—*Nephrodium parasiticum*.

*pilosum*, Hb. Mus. Par.—*Lastrea pubescens*.

*pinnatifidum*, Wall. MS.—*Lastrea Filix-mas*,  $\gamma$ . (form.)

*pistillare*, Sw.—*Oleandra neriiformis*.

*plasnichianum*, Griseb.—*Aspidium sinuatum*.

*Plaschnickianum*, Kze.—*Polystichum Plaschnickianum*.

*platynotus*, Kze.—*Sagenia pteropus*.

*platyphyllum*, Willd.—*Polystichum* ? *platyphyllum*.

*platyphyllum*, Presl.—*Sagenia repanda*.

*platypus*, Kze.—*Lastrea platypus*.

*platypterum*, Kze. (olim.)—*Lastrea immersa*.

*plicatum*, Poepp.—*Polystichum mohrioides*.

*Plukenetii*, Steud.—*Polystichum aculeatum*,  $\beta$ .

*Plumerianum*, Sw.—*Sagenia macrophylla*.

*Plumieri*, Presl.—*Sagenia angulata*.

*Plumieri*, Lepr. MS.—*Aspidium sinuatum*.

*podophyllum*, Hook.—*Lastrea podophylla*.

*podophyllum*, Lowe.—*Lastrea Sieboldii*.

*Poeppigii*, Presl.—*Sagenia macrophylla*,  $\beta$ .

*Pohlianum*, Presl.—*Nephrodium unitum*,  $\beta$ .

*politum*, Hb. plur.—*Sagenia Pica*.

*politum*, Hort.—*Sagenia Pica*.

*politum*, Desv.—*Polystichum coriaceum*.

*polyblepharum*, Rœm. MS. : Kze.—*Polystichum angulare*.

*polycarpon*, Bl.—*Mesochlæna javanica*.

*polymerum*, Kze. Hb.—*Lastrea amplissima*.

*polymorphum*, Wall. *Cat.* 382.—India : Nepal, Troglā, Chit-tagong, Chappadong, Khasya, Assam, Bhotan, Mishmee, Kumaon, Neilgherries ; Ceylon (*Gardn.* 1096, 1377.)

*Aspidium polymorphum*, Presl, *Tent. Pter.* 88 ; *J. Sm. Hook. Journ. Bot.* iv. 183.

*Aspidium rostratum*, Wall. *Cat.* 383.

*Polypodium falcatum*, Wight MS. Hb. Hook.

— $\beta$ . *laciniatum*, M.—Rangoon, Malabar, Sikkim, Khasya.

[*Gen.* 22. *Sp.* 452.]

- polyphyllum*, Klfs.—*Lastrea contermina*.  
*polyphyllum*, Metten.—*Polystichum polyphyllum*.  
*Pontederæ*, Sw.—*Cystopteris fragilis*,  $\delta$ .  
*Prescottianum*, Wall.—*Polystichum Prescottianum*.  
*Preslianum*, Sturm.—*Lastrea Cumingiana*.  
*Preslianum*, Metten.—*Polystichum Preslianum*.  
*prionitis*, Kze. MS.—*Lastrea prionitis*.  
*prionophyllum*, Wall. (confus.)— $\left\{ \begin{array}{l} \text{Nephrodium prionophyllum.} \\ \text{Nephrodium multilineatum.} \\ \text{Lastrea falcifera.} \end{array} \right.$   
*procerum*, Spr.—*Nephrodium procerum*.  
*productum*, Klfs.—*Nephrodium productum*.  
*proliferum*, R. Br.—*Polystichum vestitum*,  $\beta$ .  
*proliferum*, Hk. et Grev.—*Fadyenia prolifera*.  
*prolixum*, Willd.—*Lastrea prolixa*.  
*prolongum*, Fée.—*Lastrea prolonga*.  
*propinquum*, Sw.—*Nephrodium unitum*.  
*propinquum*, Gaud. MS.—*Nephrodium consanguineum*.  
*propinquum*, Fée.—*Lastrea propinqua*.  
*propinquum*, Hort.—*Nephrodium molle*,  $\gamma$ .  
*protensum*, Sw.—*Lastrea protensa*.  
*pseudo-filix-mas*, Fée.—*Lastrea Filix-mas*,  $\beta$ .  
*Ptarmica*, Kze. Hb.—*Lastrea Ptarmica*.  
*pteroides*, Sw.—*Nephrodium unitum*,  $\beta$ .  
*pteroides*, Bl.—*Nephrodium unitum*.  
*pteroides*, Lowe.—*Nephrodium terminans*.  
*pteropus*, Kze.—*Sagenia pteropus*.  
*puberulum*, Desv.—*Sagenia Pica*.  
*puberum*, Wall.—*Nephrodium Hookeri*.  
*pubescens*, Sw.—*Lastrea pubescens*.  
*pubescens*, Lowe.—*Lastrea quinquangularis*.  
*pulchellum*, Bl.—*Polystichum pulchellum*.  
*pulcherrimum*, Colenso.—*Polystichum vestitum*,  $\gamma$ .  
*pulcherrimum*, Hort. Ang.—*Didymochlæna lunulata*.  
*pulchrum* Bory.—*Lastrea pulchra*.  
*pulverulentum*, Desv.—? *Lastrea lutescens*.  
*pumilum*, M. et Gal.—*Cyrtomium nobile*.  
*pumilum*, Lowe.—*Lastrea Filix-mas*,  $\epsilon$ .  
*puncticaule*, Bl.—*Athyrium puncticaule*.  
*punctilobulum*, Sw.—*Dennstædtia punctilobula*.  
*punctilobum*, Willd.—*Dennstædtia punctilobula*.  
*punctulatum*, Sw.—*Nephrolepis ensifolia*.  
*punctulatum*, Sieb.—*Nephrolepis subcordata*.  
*pungens*, Klfs.—*Polystichum pungens*.  
*pungens*, Wall.—*Polystichum ilicifolium*.  
*pungens*, Lowe.—*Polystichum vestitum*,  $\beta$ .  
*purpurascens*, Bl.—*Lastrea sparsa*.

- pyncnolepis*, Kze. MS.—Polystichum? *pyncnolepis*.  
*quinguangulare*, Kze.—Lastrea quinquangularis.  
*Raddianum*, Metten.—Lastrea vestita.  
*radicans*, Sieb.—Polystichum vestitum,  $\beta$ .  
*radicans*, Fée.—Lastrea radicans.  
*ramosum*, Beauv.—Nephrolepis ramosa.  
*recurvum*, Bree.—Lastrea æmula.  
*refractum*, A. Br.—Goniopteris refracta.  
*regium*, Sw.—Cystopteris regia.  
*Reinwardtianum*, Kze.—Lastrea Reinwardtiana.  
*remotum*, A. Br.—Lastrea remota.  
*repandum*, Willd.—Sagenia repanda.  
*repandum*, J. Sm. (Enum. Phil.)—Sagenia Menyanthidis.  
*repandum*, J. Sm. (Cat. F.)—Sagenia pachyphylla.  
*repandum*, Bl.—? Nephrodium repandum.  
*repandum*,  $\gamma$ . et  $\delta$ ., Presl.—Sagenia siifolia.  
*reptans*, Metten.—
 

{	Goniopteris reptans.
{	Goniopteris asplenioides.
{	Polypodium hastæfolium,
{	Polypodium cordatum.
- resiniferum*, Klfs.—Nephrodium unitum,  $\gamma$ .  
*retroflexum*, Sw.—? Nephrodium retroflexum.  
*rheticum*, Sw.—Polypodium alpestre.  
*rheticum*, Willd.—Cystopteris fragilis,  $\gamma$ .  
*rheticum*, Spr.—Athyrium Filix-fœmina,  $\beta$ .  
*rhizophyllum*, Sw.—Polystichum rhizophyllum.  
*rhomboideum*, Wall.—Lastrea amabilis.  
*Riedlianum*, Gaud. MS.—Nephrodium Riedlianum.  
*rigidum*, Sw.—Lastrea rigida.  
*rigidum*,  $\beta$ . A. Br.—Lastrea remota.  
*rigidum*, v. *australis*, Ten.—Lastrea rigida,  $\beta$ .  
*riparium*, Bory.—Lastrea riparia.  
*riparium*, Wall.—Lastrea Napoleonis.  
*riparium*, Roxb.—Lastrea tomentosa.  
*riparium*, Moritz.—Lastrea Kaulfussii.  
*Rivoirei*, Fée.—Lastrea Rivoirei.  
*rivulare*, Thunb.—Lastrea Thelypteris,  $\beta$ .  
*rivulorum*, Link.—Lastrea contermina.  
*rivulorum* v. *Linkii*, A. Br.—Lastrea contermina,  $\beta$ .  
*robustum*, Kze. Hb.: Mett.—Polystichum? robustum.  
*rostratum*, H.B.K.—Amphidesmium blechnoides.  
*rotundatum*, Willd.—Polypodium flavopunctatum.  
*rufescens*, Bl.—Polystichum? rufescens.  
*rufescens*, Schrad.—Nephrolepis ensifolia,  $\beta$ .  
*rufescens*, Klfs.—Sagenia latifolia,  $\beta$ .  
*rufidulum*, Sw.—Woodsia ilvensis.  
*rufobarbatum*, Wall.—Polystichum squarrosum.



- rutaceum*, Willd.—*Athyrium rutaceum*.  
*sagenioides*, Metten.—*Lastrea sagenioides*.  
*sagittæfolium*, Bl.—*Nephrodium sagittæfolium*.  
*salaccense*, Bl.—*Oleandra neriiformis*,  $\gamma$ .  
*sanctoides*, Fée.—*Lastrea sancta*.  
*sanctum*, Bl. *Enum.* 143.—Java.  
*sanctum*, Metten.—*Polypodium sanctum*.  
*sanctum*, Hort.—*Sagenia pachyphylla*.  
*saxicola*, Bl. *Enum.* 160.—Java.  
*scabrosum*, Kze.—*Lastrea scabrosa*.  
*scandens*, Raddi.—? *Polybotrya cylindrica*.  
*scandicinum*, Willd.—*Athyrium scandicinum*.  
*scariosum*, Roxb. Hb.—*Polystichum aculeatum*.  
*Schimperianum*, Hochst.—*Lastrea marginata*.  
*Schkuhrii*, Bl.—*Nephrolepis biserrata*.  
*Schomburgkii*, Kl.—*Lastrea Schomburgkii*.  
*Schweinitzii*, Beck.—*Polystichum acrostichoides*,  $\beta$ .  
*Schwenkii*,  $\beta$ . Bl. MS.—*Nephrodium terminans*.  
*sclerophyllum*, Kze.—*Nephrodium sclerophyllum*.  
*sclerophyllum*, Poepp.—*Lastrea Poeppigiana*.  
*scolopendrioides*, Metten.—*Goniopteris scolopendrioides*.  
*scorpiurus*, Bory.—*Athyrium Filix-fœmina*.  
*scytodes*, Bl. MS.—*Lastrea sparsa*.  
*semibipinnatum*, Wall.—*Sagenia semibipinnata*.  
*semicordatum*, Sw.—*Polystichum semicordatum*.  
*semihastatum*, Kze.—*Lastrea semihastata*.  
*Serra*, Sw.—*Lastrea Serra*.  
*Serra*, Schkr.—*Nephrodium unitum*.  
*Serra*, Raddi.—*Nephrodium unitum*,  $\beta$ .  
*serratum*, Sw.—*Nephrodium unitum*,  $\epsilon$ .  
*serrulatum*, Metten.—*Goniopteris serrulata*.  
*serrulatum*, Opiz. (*Steud. Nom. Bot.* 64).  
*sesquipedale*, Willd.—*Nephrolepis sesquipedalis*.  
*setigerum*, Sw.—*Lastrea setigera*.  
*setosum*, Sw.—*Lastrea setosa*.  
*setosum*, Wall.—*Polystichum setosum*.  
*setosum*, Kl.—*Lastrea tetragona*.  
*setosum*, Bl. MS.—*Lastrea* ? *crinita*.  
*Shepherdii*, Kze.—*Lastrea Shepherdii*.  
*sibiricum*, Turcz.—*Athyrium crenatum*.  
*Sieboldii*, Van Houtte.—*Lastrea Sieboldii*.  
*Sieberi*, Steud.—? *Lastrea limbata*.  
*siifolium*, Bl.—*Sagenia siifolia*.  
*simile*, Hort. Par.—*Lastrea albicaulis*.  
*simplicifolium*, Hook.—*Nephrodium lineatum*.

- singaporianum, *Wall. MS. : Hook. et Grev. Icon. Fil. t. 26.*—Singapore; Penang; Chebow (*Griffith*); Indian Archipelago (*Seem. 2301*); Malacca (*Cuming, 403*).
- Aspidium 'singaporianum, *Wall. Cat. 374; Presl, Tent. Pter. 88; J. Sm. Hook. Journ. Bot. iii. 410; iv. 183; Kze. Schkr. Supp. i. 15, t. 9, fig. 1.*
- Polypodium Phyllitidis, *Rowb. Calc. Journ. Nat. Hist. iv. 483.*—f. *Griff. Podopeltis singaporiانا, Fée, Gen. Fil. 286, t. 23 A.*
- ? *β. lobulatum, M.*—Java.
- Aspidium lobulatum, *Bl. Enum. 142.*
- sinuatum, *M.*—Guiana; Amazon: Serra de Sao Gabriel (*Spruce 2189 in part*).
- Aspidium plantagineum, *Grisebach, Pl. Carib 138; Metten, Phegopt. und Aspid. 125 (P excl. var. syn.)*
- Bathmium sinuatum, *Fée, Gen. 287, 288.*
- Bathmium macrocarpon, *Fée, Gen. 287, 288, (P excl. syn.)*
- Bathmium Aubletianum, *Fée, Hb. Kze.*
- (An *Polypodium plantagineum*, *Jacq. eadem sp. absque indusio.*)
- sinuatum*, *Gaud.*—*Sagenia apiifolia.*
- sinuatum*, *Lab.*—*Sagenia sinuata.*
- Skinneri*, *Hook.*—*Nephrodium Skinneri.*
- Smithii*, *Hort. Ang.*—*Lastrea Filix-mas.*
- solutum*, *Wall.*—*Nephrodium molle.*
- sophoroides*, *Sw.*—*Nephrodium sophoroides.*
- sorbifolium*, *Willd.*—*Sagenia sorbifolia.*
- sparsum*, *Spreng.*—*Lastrea sparsa.*
- speciosum*, *Don.*—*Lastrea aristata.*
- spectabile*, *Bl.*—*Lastrea spectabilis.*
- spectabile*, *Wall.*—*Lastrea Wallichii.*
- Speluncæ*, *Willd.*—*Microlepia Speluncæ.*
- sphondyliifolium*, *Fisch.*—*Sagenia macrophylla, γ.*
- spinulosum*, *Sw. (Schrad.) : Lasch.*—*Lastrea dilatata.*
- spinulosum*, *Sw. (Syn. 420.)*—*Lastrea spinulosa.*
- spinulosum*, *Schkr.*—*Lastrea dilatata.*
- spinulosum*, *A. Gray.*—*Lastrea spinulosa, β.*
- spinulosum, γ. Hk. et Arn.*—*Lastrea æmula.*
- spinulosum-cristatum*, *Lasch.*—*Lastrea spinulosa.*
- spinulosum americanum*, *Fisch. MS.*—*Lastrea dilatata, β.*
- spinulosum, v. Boottii*, *A. Gray.*—*Lastrea spinulosa, γ.*
- spinulosum, v. dilatatum (forms).*—*Lastrea dilatata, β. et ι.*
- spinulosum, v. uliginosum*, *A. Br.*—*Lastrea cristata, γ.*
- splendens*, *Willd.*—*Nephrolepis splendens.*
- sporadosorum*, *Kze.*—*Lastrea aristata.*
- Sprengelii*, *Klfs.*—*Lastrea Sprengelii.*
- Sprengelii*, *Hb. Mart.*—*Nephrodium parasiticum.*
- squamatum*, *Willd.*—*Didymochlæna lunulata.*
- squamatum*, *Kze.*—*Polystichum squamatum.*
- squamigerum*, *Fée.*—*Lastrea Thelypteris, β.*

- squamulosum*, Klfs.—*Lastrea Thelypteris*,  $\beta$ .  
*squarrosus*, Don.—*Polystichum squarrosus*.  
*squarrosus*, Wall.—*Athyrium foliolosum*.  
*stenopteris*, Kze.—*Pleocnemia stenopteris*.  
*stimulans*, Kze. Hb.—*Polystichum ilicifolium*.  
*stipellatum*, Bl.—*Nephrodium stipellatum*.  
*stipitatum*, Metten.—*Lastrea stipitata*.  
*stipulaceum*, Metten.—*Lastrea stipulacea*.  
*stipulare*, Willd.—*Nephrodium stipulare*.  
*stramineum*, Klfs.—*Polystichum stramineum*.  
*striatum*, Schum.—? *Nephrodium unitum*.  
*strigosum*, Willd.—*Lastrea crinita*.  
*subcostale*, Wall. Hb.—*Oleandra neriiformis*.  
*subdiaphanum*, Wall.—*Lastrea hirsuta*.  
*subdigitatum*, Bl.—*Polypodium subdigitatum*.  
*subelongatum*, Bl.—*Polystichum subelongatum*.  
*subinermis*, Kze.—*Polystichum vestitum*.  
*subintegerrimum*, Hk. et Arn.—*Polystichum vestitum*,  $\epsilon$ .  
*sublanosum*, Wall.— { *Nephrolepis tuberosa*.  
                                   { *Nephrolepis exaltata*.  
*sublobatum*, Bl.—*Polystichum aculeatum*.  
*submarginale*, Hort. Ber.—*Lastrea similis*.  
*subpubescens*, Bl.—*Nephrodium molle*.  
*subpubescens*,  $\delta$ . Bl.—*Goniopteris appendiculata*.  
*subquinquefidum*, Beauv.—*Lastrea protensa*.  
*subvelutinum*, Wall. Hb.—*Lastrea fuscipes*.  
*sulcatum*, Klfs. (En.)—*Lastrea crinita*.  
*sulcatum*, Klfs. (Sieb. Syn.)—*Lastrea Sieberiana*.  
*syrmaticum*, Willd.—*Lastrea* ? *syrmatica*.  
*tacticopterum*, Kze.—*Polystichum tacticopterum*.  
*tanacetifolium*, Opiz.—*Lastrea dilatata*.  
*tasmaniae*, Metten.—*Polystichum vestitum*,  $\beta$ .  
*tavoyanum*, Wall.—*Nephrolepis tuberosa*,  $\beta$ .  
*taygetense*, Bory et Chamb.—*Cystopteris regia*.  
*tectoria*, Desv.—? *Sagenia repanda*.  
*tectum*, Wall.—*Nephrodium molle*.  
*Telfairianum*, Wall.—*Cyathea canaliculata*.  
*tenerum*, Spr.—*Lastrea tenera*.  
*tenerum*, Schleich. (*Steud. Nom. Bot.* 64.)  
*tenuis*, Sw.—*Cystopteris tenuis*.  
*tenuiculum*, Fée.—*Lastrea tenuicula*.  
*tenuisectum*, Bl.—*Athyrium tenuisectum*.  
*terminans*, Wall.—*Nephrodium terminans*.  
*tetragonum*, Metten.—*Lastrea tetragona*.  
*tetragonum*, Steud.—? *Goniopteris tetragona*.  
*tetragonum*, Sturm.—*Polystichum tetragonum*.  
*Thelypteris*, Sw.—*Lastrea Thelypteris*.

*Thelypteris*, *β. squamigerum*, Schl.—*Lastrea Thelypteris*, *β. thelypteroides*, Sw.—*Lastrea noveboracensis. thelypteroides*, Sieb.—*Lastrea Sprengelii. thelypteroides*, Metten.—*Lastrea thelypteroides. tomentosum*, Willd.—*Nephrolepis ? hirsutula.*

[*Tonisetii*, *Lind. Cat.* 1856.—? . . . . .]

*Torresianum*, Gaud.—*Lastrea Torresiana. trapezoides*, Sw.—*Polystichum trapezoides. trapezoides*, Schkr.—*Nephrolepis pectinata. trapezoides*, Spr. Hb.—*Polystichum falcinellum. trapezoides*, Kze.—*Polystichum ? polyphyllum. triangularis*, Hook. MS.—*Lastrea opposita. triangulum*, Sw.—*Polystichum triangulum. trichodes*, Kze. Hb. : Mett.—*Lastrea tenericaulis. trichotomum*, Fee.—*Lastrea trichotoma. trifidum*, Sw.—*Cystopteris regia.*

*trifoliatum*, Sw. *Schrad. Journ.* 1800, ii. 30.—W. Indies : Jamaica, (*Hartw.* 1586), Hispaniola, Cuba (*Otto.* 180, 232 ; *Lind.* 1929 ; *Wright* 835), Barbadoes, Guadeloupe (*L'Herm.* 2, 3) ; Mexico (*Galeot.* 6312, 6313 ; *Leibold* 46 ; *Lind.* 25 ; *Schaffn.* (1854), 243) ; Guatemala ; Central America (*Barclay* 2689) ; Panama ; Columbia (*Moritz.* 196, 197) ; Venezuela (*Funcke* 239 ; *Fendl.* 164) ; Amazon (*Spruce* 1624, term. pin. elongate) ; Peru (*Mathews* 1824) ; Surinam (*Kegel* 1431) ; China : Sam-la Bay, Foo-chow-foo, Hong Kong (*Bourring* 20 ; *Champ.* 553) ; Java (*Zoll.* 2433) ; Mauritius.—*Sloane Jam.* i. t. 42 ; *Plum.* t. 147.

*Aspidium trifoliatum*, Sw. *Syn.* 43 ; *Schkr. Crypt.* 29, tt. 28, 28b ; *Willd. Sp.* 213 ; *Spr. Syst.* 96 ; *H. B. K. Nov. Gen.* 1. 12 ; *Schlech. Lin.* v. 610 ; *Desv. Prod.* 245 ; *Presl. Tent. Pter.* 88, t. 2, fig. 27 ; *J. Sm. Hook. Journ. Bot.* iv. 183 ; *Hook. Gen. Fil.* t. 33 ; *Schott, Gen. Fil.* (t. 4) ; *Kze. Lin.* ix. 89 ; xviii. 344 ; xxi. 231 ; xxiii. 236 ; *Kl. Lin.* xx. 363 ; *Houlst. et Moore, Gard. Mag. Bot.* iii. 290, fig. 54 ; *Metten. Fil. Lips.* 95, t. 22, fig. 10—12 ; *Lowe, Ferns.* vi. t. 29 ; *Tausch, Flora* xxii. 477 ; *Liebm. Mex. Bregn.* 125.

*Aspidium heracleifolium*, Willd. *Sp.* 217 ; *Spr. Syst.* 97 (excl. syn. Pr.) ; *Desv. Prod.* 246 ; *Bl. En.* 145 ; *M. et Gal. Foug. Mex.* 65 ; *Kze. Bot. Zeit.* vi. 238 ; *Metten. Fil. Lips.* 95 (Plum. t. 147.)

*Aspidium multisorum*, *Desv. Prod.* 246.

*Polypodium trifoliatum*, *Lin. Sp. Pl.* 1547 ; *Jacq. Icon. Rar.* iii. t. 638 ; *Poir. Enc.* v. 524.

*Polypodium cordifolium*, *M. et Gal. Foug. Mex.* 31, t. 4, fig. 2, junior.—*f. Liebm. (Galeotti,* 6313).

? *Polypodium triphyllum*, *Desv. Berl. Mag.* v. 315 ; *Id. Journ. Bot.* iv. 260 ; *Poir. Enc. Supp.* iv. 504 ; *Spr. Syst.* 52.

*Tectaria trifoliata*, *Cav. Praelect.* (1801), 249.

*Nephrodium trifoliatum*, *Bory, Bel. Voy.* ii. 59.

*Bathmium trifoliatum*, *Link, Fil. Sp.* 114 ; *Fée, Gen.* 287.

*Bathmium heracleifolium*, *Fée, Gen.* 287.

*Drynaria cordifolia*, *Fée, Gen.* 270. (*Galeotti,* 6313.)

[*Gen.* 22. *Sp.* 458.]

- trifoliatum*, Sieb.—Sagenia Pica.  
*trifoliatum*,  $\beta$ . Sieb.—Sagenia macrophylla.  
*trifoliatum*, var., Sw.—Sagenia Pica.  
*tripteris*, Eaton.—Polystichum tripterum.  
*tripteron*, Kze.—Polystichum tripterum.  
*triseriale*, Bory.—Nephrodium arbuscula.  
*triste*, Bl.—Lastrea tristis.  
*triste*, Kze. : Fée.—Lastrea mæsta.  
*triste*, Metten.—Lastrea flebilis.  
*truncatulum*, Sw.—Didymochlæna lunulata.  
*truncatum*, Gaud.—Nephrodium truncatum.  
*tuberosum*, Bory.—Nephrolepis tuberosa.  
*Tussacii*, Fée.—Lastrea Tussacii.  
*tylodes*, Kze.—Lastrea tylodes.  
*uliginosum*, Bl.—Lastrea Filix-mas,  $\gamma$ .  
*uliginosum*, Kze.—Lastrea tenericaulis.  
*umbilicatum*, Desv.—Lastrea albopunctata.  
*umbrosum*, Sw.—Asplenium Aitoni.  
*undulatum*, Sw.—Nephrolepis undulata.  
*unitum*, Sw.—Nephrodium unitum.  
*unitum*, Bl. : Hk. et Arn.—Nephrodium unitum,  $\beta$ .  
*unitum*, Metten.—Nephrodium Hookeri.  
*variolatum*, Wall.—Sagenia variolata.  
*varium*, Sw.—Lastrea varia.  
*varium*, Willd.—Sagenia varia.  
*vastum*, Bl.—Sagenia vasta.  
*velatum*, Kze. Hb.—Lastrea velata.  
*velleum*, Willd.—Lastrea? vellea.  
*velutinum*, Rich.—Lastrea velutina.  
*venulosum*, Bl.—Nephrodium unitum.  
*venulosum*, Wall.— { Nephrodium multilineatum.  
                                   { Nephrodium unitum.  
*venustum*, Hew.—Nephrodium venustum.  
*venustum*, Hook. fl.—Polystichum vestitum,  $\gamma$ .  
*verrucosum*, Kze.—Nephrodium heterodon.  
*verrucosum*, Fée.—Lastrea verrucosa.  
*vestitum*, Sw.—Polystichum vestitum.  
*vestitum*, Sieb.—Polystichum stramineum.  
*vestitum*, Zoll.—Polystichum squarrosum.  
*vile*, Kze.—Lastrea vilis.  
*villosum*, Sw.—Lastrea villosa.  
*villosum*, Bory.—Lastrea cruciata.  
? *villosum*, Hew.—Polypodium lachnopus.  
*villosum*, M.—(Hort. Belg. —f. Fée.)  
   Bathmium villosum, Fée, Gen. Fil. 239.  
*violascens*, Link.—Nephrodium molle,  $\gamma$ .

- viridulum*, Desv.—*Cystopteris fragilis*.  
*viscidulum*, Metten.—*Polystichum glandulosum*.  
*viviparum*, Metten.—*Polystichum trapezoides*,  $\beta$ .  
*Vogelii*, Hook.—*Lastrea Vogelii*.  
*vulcanicum*, Bl.—*Polystichum vulcanicum*.  
*waikarensense*, Colenso.—*Polystichum vestitum*.  
*Wallichianum*, Spr.—*Lastrea Filix-mas*,  $\gamma$ .  
*Wallichianum*, Bory.—*Oleandra neriiformis*.  
*Wallichianum*, Kze.—*Polystichum setosum*.  
*Wallichianum*, Wall.—*Oleandra Wallichii*.  
*Wallichii*, Hook.—*Oleandra Wallichii*.  
*Webbianum*, A. Br.—*Lastrea frondosa*.  
*Webbii*, Bory MS.—*Polystichum falcinellum*.  
*Weigleanum*, Kze.—*Lastrea sparsa*.  
*xyloides*, Kze.—*Lastrea xyloides*.  
*zeylanicum*, Fée.—*Lastrea zeylanica*.  
*Zollingerianum*, Kze.—*Aspidium brachiatum*.

**Aspidotis**, *Nuttall MS. : Hook. Sp. Fil.* ii. 70.

*californica*, Nutt. MS.—*Adiantopsis californica*.

**Asplenidictyon**, *J. Smith MS. : Hook. Icon. Pl.* t. 937.

*Finlaysonianum*, *J. Sm. MS.*—*Hemidictyum Hookerianum*.

**ASPENIUM**, *Linnæus, Genera Plantarum* 783. [*Synopsis*, p. xlviii.]

*abrotanoides*, Presl.—*Asplenium fœniculaceum*.

*abscissum*, *Willd. Sp. Plant.* v. 321.—W. Indies: Jamaica, Trinidad, St. Vincent's, Guadeloupe, (*L'Herminier* 18) Cuba, (*Otto* 176; *Lind.* 1881), Dominica; Mexico (*Galotti* 6288; *Schaffn.* (1856) 56); Panama; Tabasco (*Lind.* 1493); Columbia (*Moritz* i. 18, 26; 23, 99, 182, 184, 365, 430; *Otto* 609); N. Grenada (*Lind* (Schl.) 397); Venezuela (*Fendl.* 136, 139  $\beta$ , 143  $\beta$ ); Caraccas; Amazon (*Spruce* 1623); F. Guiana; Galapagos (incisodentate.)

*Asplenium abscissum*, *Spr. Syst.* 84; *Desv. Prod.* 273; *Bl. Enum.* 182; *Sieb. Syn. Fil.* 169; *Id. Fil. Mart. Supp.* 22; *Poir. Enc. Supp.* ii. 507; *Presl. Tent. Pter.* 107; *M. et Gal. Foug. Mex.* 67; *Kl. Lin.* xx. 351; *Fée, Gen.* 191, 192; *Lieb. Mex. Bregn.* 91.

*Asplenium lætum*, *Schkuhr, Crypt.* 65, t. 70.

*Asplenium bidentatum*, *Kze. Lin.* ix. 66 (excl. syn. W. and Plum.)

*Asplenium virens*, *Desv. Prod.* 273.

*Asplenium salicifolium*, *Kze. Hb. Poepp.*

*Asplenium Schkuhrianum*, *Presl, Tent. Pter.* 107; *Fée, Gen.* 191; *Kl. Lin.* xx. 355; *Kze. Lin.* xxiii. 231; *J. Sm. Bot. Voy. Herald* i. 237.

*Asplenium pelargopus*, *Moritz MS.*

*Asplenium pellucidum*,  $\beta$ , *Lam. Enc.* ii. 305. (Plum. t. 61.)

[*Gen.* 23. Sp. 460.]

*abscissum*, Raddi.—*Asplenium auriculatum*.

*abyssinicum*, Fée, *Gen.* 192, 199.—*Abyssinia* (*Schimp.* 668, 679.)

*Asplenium cuneatum*, *Schimp. Sched. Hb. Abyss.*

*achilleæfolium*, *Liebm. Mex. Bregn.* 97.—*Mexico* (*Galeotti* 6279, 6293 6569; *Schaffn.* (1854) 74, 75; (1856) 474; *Müll.* 1738.)

*Asplenium achilleæfolium*, *Fée, Cat. lith. Foug. Mex.* 27.

*Asplenium athyrioides*, *Fée, Cat. lith. Foug. Mex.* 17; *Id. Iconogr. Nouv.* 83.

*Asplenium grande*, *Fée, Cat. lith. Foug. Mex.* 17; *Id. Iconogr. Nouv.* 82.

*Athyrium achilleæfolium*, *Fée, Gen.* 186.

*Athyrium conchatum*, *Fée, Gen.* 186, 189 (excl. t. 17 C, fig. 1); *Id. Cat. lith. Foug. Mex.* 15.

*Cænopteris achilleæfolia*, *M. et Gal. Foug. Mex.* 63, t. 16.

*acrostichoides*, Sw.—*Athyrium thelypteroides*.

*acuminatum*, *Hook. et Arn., Bot. Beech. Voy.* 106.—*Sandwich Isles*: *Oahu* (*Barclay* 1218.)

*Asplenium acuminatum*, *Brack. U. S. Expl. Exped.* xvi. 164.

*acuminatum*, *Willd. Hb.*—*Asplenium Willdenovii*.

*acuminatum*, *Wall.*—*Diplazium sylvaticum*.

*acuminatum*, *Klfs.*—(*Pr. Tent.* 107.)

*acutiusculum*, *Bl. Enum.* 178.—*Java*.

*acutum*, *Bory.*—*Asplenium Adiantum-nigrum*,  $\beta$ .

*adiantoides*, *Raddi, Syn. Fil.* 101; *Id. Fil. Bras.* 40, t. 51, fig. 2.—*Brazil* (*Gard.* 177, 178), *St. Catherines*; *Jamaica*.

*Asplenium adiantoides*, *Fée, Gen.* 192.

*adiantoides*, *Raoul.*—*Asplenium Hookerianum*.

*adiantoides*, *Lam.*—*Asplenium præmorsum*,  $\delta$ .

*adiantoides*, *v. Richardi*, *Hook fil.*—*Asplenium Richardi*.

*Adiantum lanceolatum*, *Hoffm.*—*Asplenium Adiantum-nigrum*.

*Adiantum-nigrum*. *Lin. Sp. Pl.* 1541.—*Great Britain*, *Sweden*, *Norway*, *Denmark*, *Russia*, *Germany*, *Hungary*, *Transylvania*, *Dalmatia*, *Croatia*, *Greece*, *Turkey*, *Albania*, *Switzerland*, *Belgium*, *France*, *Italy*, *Spain*, *Portugal*, &c.; *Algiers*; *S. Africa* (*Sieb. Syn.* 181); *Natal* (*Krebs* 364); *Madeira*, *Azores* (*Hochst.* 176; *Seubert* 15); *Cape Verd Islands*; *India*: *Affghanistan*, *Mussoorie*, *Simla*, *Kashmir* (*Hook. fil. et Th.* 177); *Mascaren Islands* (*Bory*); *Java*; *Syria*; *Erzeroum*; *Guriel*; *Caucasus*; *Siberia*; *St. Helena*.

*Asplenium Adiantum-nigrum*, *Sw. Synops.* 84; *Willd. Sp. Pl.* v. 346; *Bolt. Fil.* 30, t. 17, fig. 1—3; *Schkuhr, Crypt.* 74, t. 80a; *Lam. Enc.* ii. 309; *Eng. Bot.* xxviii. t. 1950; *Sturm, Farn.* t. 3; *Spr. Syst.* 89 (excl. syn. *Willd.*); *Desv. Prod.* 279; *Presl, Tent. Pter.* 107; *Link, Fil. Sp.* 96; *Kze. Lin.* x. 518; xxiii. 231; *Fée, Gen.* 191; *Metten. Fil. Lips.* 77; *Koch, Syn.* ed. 2, 982; *Fries, Sum. Veg.* 82; *Ledeb. Fl. Ross.* iv. 519; *Newm. Brit. Ferns*, 225; *Moore*, [May, 1859.

*Ferns of Gt. Brit. Nature-printed*, t. 36, *Id.* Octavo ed., t. 70. ined.; *Id. Handb. Brit. Ferns*, 3. ed., 170; *Lowe, Ferns*, v. t. 25; *Heuffl. Aspl. Eur.* 66, 76 (nigrum); *Pappe et Raws. Syn. fl. Afr. Aust.* 21; *Sowerby, Ferns of Gt. Brit.* 49, t. 28.

- Asplenium Adiantum-nigrum capense*, *Schlech. Adum. Pl.* 31, t. 17.  
*Asplenium Adiantum lanceolatum*, *Hoffm. Deutschl. Fl.* ii. 12 (excl. syn.)  
*Asplenium argutum*, *Klfs. Enum.* 176; *Spr. Syst.* 90; *Presl, Tent. Pter.* 107; *Gaud. Frey. Voy.* 320; *Fée, Gen.* 191.  
*Asplenium capense*, *Lin. MS. in Herb.*  
*Asplenium humile*, *Bl. Enum.* 185.  
*Asplenium lucidum*, *Salisb. Prod.* 403.  
*Asplenium Onopteris*, *Lin. Sp. Pl.* ed. 1. 1081.  
*Asplenium nigrum*, *Bernh. Schrad. Journ.* 1799, i. 313.  
*Asplenium silesiacum*, *Milde, Jahrb. Schles. Ges. Nat. Cult.* 1855, 93.  
*Asplenium trichomanoides*, *Lumn. Fl. Pos.* 1020.—f. *Sadl.*  
*Phyllitis lancifolia*, *Moench, Meth. Supp.* 316.  
*Tarachia Adiantum-nigrum*, *Presl, Epim. Bot.* 82.  
*Tarachia arguta*, *Presl, Epim. Bot.* 82.

—*β. acutum*, *Pollin. Fl. Ver.* iii. 288, t. 2, fig. 2a.—Madeira Azores, Teneriffe (*Bourg.* 36), Canary Isles; Algiers (*Bové*, 365); Natal; South Africa; S. Europe: Greece, Macedonia, Croatia, Hungary, Spain, Sicily, Naples, Corsica, Ireland; Sandwich Isles (*Douglas* 55); Virginia (*Hb. Mus. Brit.*); Portorico (*Hb. Willd.*)—f. *Heuffl.*

- Asplenium Adiantum-nigrum, v. acutum*, *Moore, Ferns of Gt. Brit. Nature-printed*, t. 37; *Id.* Octavo ed. t. 72, ined.; *Id. Handb. Brit. Ferns*, 3 ed. 170.  
*Asplenium Adiantum-nigrum*, *Bory, Ess. Isles Fortun.* 313; *Brack. U.S. Expl. Exped.* xvi. 166.  
*Asplenium Adiantum-nigrum Onopteris*, *Heuffl. Aspl. Eur.* 76.  
*Asplenium Adiantum-nigrum, γ, angustatum*, *Desv. Prod.* 278.  
*Asplenium acutum*, *Bory: Willd. Sp. Pl.* v. 347.—f. spec. anth. *Hb. Heward; Poir. Enc. Supp.* ii. 515; *Klfs. Enum.* 176; *Spr. Syst.* 90; *Sadl. Fil. Hung.* 31; *Presl, Tent. Pter.* 107; *Link, Fil. Sp.* 98; *Fée, Gen.* 191; *Kze. Lin.* xxiii. 231; *Metten. Fil. Lips.* 77; *Newm. Brit. Ferns*, 230; *J. Sm. Cat. Ferns*, 46; *Brack. U.S. Expl. Exped.* xvi. 166.  
*Asplenium davallioides*, *Tausch, Flora*, xxii. (1839) 479.  
*Asplenium patens*, *Gaud. Frey. Voy.* 320.—f. *Brack.*  
*Asplenium productum*, *Lowe (R.T.) Trans. Camb. Phil. Soc.* vi. 524.  
*Asplenium Virgilii*, *Bory, Exped. de la Morée*, 289; *Guss. Fl. Sic. Syn.* 662.  
*Tarachia acuta*, *Presl, Epim. Bot.* 82.

—*γ. obtusum*, *M.*—Silesia, Bohemia, Hungary, Croatia, Dalmatia, Saxony, Portugal, Italy; South Africa; Abyssinia, (*Schimp.* 669, 1356.)

- Asplenium obtusum*, *Kitaiabel: Willd. Sp. Pl.* v. 341; *Sadl. Fil. Hung.* 30; *Poir. Enc. Supp.* ii. 513; *Desv. Prod.* 277; *Presl, Tent. Pter.* 107; *Fée, Gen.* 191.  
*Asplenium Adiantum-nigrum, v. capense*, *Schimp. Hb. Abyss.* (ii.) 1356.  
*Asplenium Adiantum-nigrum, v. serpentinum*, *Milde, Bot. Zeit.* xi. 915; *Id. Flora*, 1853, 660; *Heuffl. Aspl. Eur.* 76 (serpentinum).  
*Asplenium cuneifolium*, *Viv. Fragm. Fl. Ital.* 16, t. 18; *Poir. Enc. Supp.* v. 659.  
*Asplenium fissum*, *Wimm. Fl. Schles.* i. 500.  
*Asplenium Forsteri*, *Sadl. Fil. Hung.* 52.—f. *Heuffl.*  
*Asplenium incisum*, *Opiz, Kratos*, ii. (1819) 17.—f. *Pr.*



- Asplenium multicaule, *Scholtz, Enum. Fil. Siles.* 48 (excl. syn.—f. Pr.)  
 Asplenium novum, *Sadl. Adumb. Epiphyll.* 28.—f. Heuffl.  
 Asplenium serpentinum, *Tausch, Flora*, xxii (1839); 477; *Fée, Gen.* 191.  
 Asplenium tabulare, *Schrad. Gött. gel. Anz.* 1818, 916.  
 Tarachia obtusa, *Presl, Epim. Bot.* 81.
- Adiantum-nigrum*, Bory.—Asplenium *Adiantum-nigrum*,  $\beta$ .  
*Adiantum-nigrum*, Mich.—Asplenium montanum.  
*Adiantum-nigrum*, Lumn.—Asplenium Trichomanes.  
*Adiantum-nigrum*, v. *capense*, Schlech.—Asplenium *Adiantum-nigrum*.  
*Adiantum-nigrum*, v. *capense*, Schimp.—Asplenium *Adiantum-nigrum*,  $\gamma$ .  
*Adiantum-nigrum* *Onopteris*, Heuffl.—Asplenium *Adiantum-nigrum*,  $\beta$ .  
*Adiantum-nigrum*,  $\gamma$ . *angustatum*, Desv.—Asplenium *Adiantum-nigrum*,  $\beta$ .  
*Adiantum-nigrum*, v. *serpentinum*, Milde.—Asplenium *Adiantum-nigrum*,  $\gamma$ .
- affine, *Sw. Schrad. Journ.* 1800, ii. 56; *Id. Synops.* 84, 279.—  
 India; Ceylon (*Col. Perad.* 1800; *Gardn.* 1084);  
 Mascaren Islands (*Sieb. Syn.* 71; *Boiv.* 863); Java;  
 Borneo; Island of Jobia.
- Asplenium affine, *Willd. Sp. Pl.* v. 343; *Poir. Enc. Supp.* ii. 514; *Desv. Prod.* 278; *Kze. Lin.* xxiii. 231.  
 Asplenium cuneatum, *Ham. Hb.*  
 Asplenium nitidum, *Wall. Cat.* 232 in part.  
 Cænopteris cuneata, *Desv. Prod.* 267.  
 Darea cuneata, *Desv. Mag. Ber.* v. 323; *Id. Journ. Bot.* ii. 42, t. 12, fig. 1  
 Darea obtusa, *Desv. Mag. Ber.* v. 313; *Id. Journ. Bot.* ii. 43.
- africanum*, Desv.—Asplenium sinuatum.
- Aitoni, M. [*Synops.* xlix.]—Madeira, Teneriffe, Azores.
- Asplenium umbrosum, *J. Sm. Hook. Journ. Bot.* iv. 174, (non Klfs.);  
*Id. Cat. Ferns*, 47; *Metten. Fil. Lips.* 79; *Lowe, Ferns* v. t. 41,  
 Allantodia umbrosa, *R. Br. Prod. Fl. Nov. Holl.* 149; *Klfs. Enum.*  
 179; *Spr. Syst.* 95; *Desv. Prod.* 265; *Link, Fil. Sp.* 42; *Kze. Lin.*  
 xxiii. 218,  
 Allantodia oligantha, *Desv. Prod.* 265.  
 Aspidium umbrosum, *Sw. Schrad. Journ.* 1800, ii. 42; *Id. Synops.* 60;  
*Schkuhr, Crypt.* 59, t. 61; *Willd. Sp. Pl.* v. 283.  
 Aspidium oliganthum, *Desv. Mag. Ber.* v. 321; ? *Spr. Syst.* 108, (excl.  
 syn.)  
 Athyrium umbrosum, *Presl, Tent. Pter.* 98; *Fée, Gen.* 186.  
 Polypodium umbrosum, *Ait. H. Kew.* iii. 466; *Poir. Enc. Supp.* iv. 520.
- $\beta$ . axillare, M.—Madeira, Azores.
- Asplenium axillare, *Webb et Berth. Phyt. Canar.* iii. pt. 2, 442; *J. Sm. Bot. Mag.* 1846, comp. 30; *Id. Cat. Ferns*, 47; *Lowe, Ferns*, v. t. 39,  
 Allantodia axillaris, *Klfs. Enum.* 178; *Spr. Syst.* 95; *Desv. Prod.* 265;  
*Kze. Lin.* xxiii. 218.  
 Aspidium axillare, *Sw. Schrad. Journ.* 1800, ii. 42; *Id. Synops.* 60;  
*Willd. Sp. Pl.* v. 278.  
 Aspidium caudatum, *Sw. Syn.* 55; *Willd. Sp. Pl.* v. 270; *Desv. Prod.*  
 251.

*Aspidium oligodontum*, *Desv. Mag. Ber.* v. 321, p.—f. *Desv.*

*Athyrium axillare*, *Presl, Tent. Pter.* 98; *Fée, Gen.* 186.

*Athyrium azoricum*, *Fée, Gen.* 186.

*Nephrodium oligodontum*, *Desv. Prod.* 261, p.—f. *Desv.*

*Polypodium axillare*, *Ait. Hort. Kew.* iii. 466; *Poir. Enc.* v. 544.

*Tectaria caudata*, *Cav. Ann. Cienc. Nat.* iv. 104.

*alatum*, *Humb. et Bonpl. Willd. Sp. Pl.* v. 319.—Columbia (*Moritz* 175; *Karsten* 40), New Granada, Venezuela (*Fendl.* 145); Peru; Brasil (*Gardn.* 670); Organ Mountains (*Gardn.* 5940); West Indies: Jamaica, St. Vincents.

*Asplenium alatum*, *Poir. Enc. Supp.* ii. 507; *Spr. Syst.* 84; *Desv. Prod.* 273; *H.B.K. Nov. Gen.* i. 14; *Hook. et Grev. Icon. Fil.* t. 137. *Kze. Lin.* ix. 65; xxiii. 231; *Kl. Lin.* xx. 352; *Presl, Tent. Pter.* 107; *Fée, Gen.* 191; *Metten. Fl. Lips.* 72.

*Asplenium pterophorum*, *Presl, Tent. Pter.* 107.

*alatum*, *Sieb.*—*Asplenium Kohautianum*.

*alatum*, *Bert. Hb.*—*Asplenium fernandezianum*.

*alloeopteron*, *Kze. MS.*: *Kl.*—*Asplenium rhizophorum*.

*alpestre*, *Bl. Enum.* 172—Java.

? *alpinum*, *Poir.*—*Cystopteris regia*.

*alternans*, *Wall. Cat.* 221.—India: Nepal, Himalaya, Simla Kumaon (*Hook. fil. et Th.* 186); Sirmur (*Jacquem.* 2310), Kashmir (*Jacquem.* 1069), Gurwhal (*Jacquem.* 105); Abyssinia (*Schimp.* 288.)

*Asplenium Dalhousiae*, *Hook. Icon. Pl.* t. 105.

*alternifrons*, *Dillw. Ref. Hort. Mal.* 64.—India.—*Rheede, Hort. Mal.* xii. t. 16.

*alternifolium*, *Wulf.*—*Asplenium germanicum*.

*alternifolium*, *Metten.*—*Diplazium alternifolium*.

*amabile*, *Liebm.*—*Asplenium rachirhizon*.

*amazonicum*, *Hk. MS.*—*Asplenium angustum*,  $\beta$ .

*ambiguum*, *Sw.*—*Callipteris ambigua*.

*ambiguum*, *Spr. Nov. Pl. Cent. in Mant. Pl.* 54.

*Asplenium Sprengelii*, *Wickstr. Vet. Acad. Handl. Stock.* 1825, 443.

*ambiguum*, *Schkuhr* (t. 75.)—*Diplazium Schkuhrii*.

*ambiguum*, *Raddi.*—*Diplazium radicans*.

*amblyodon*, *Fée, Gen.* 191.—“Isles Vitæ.”

*amboinense*, *Willd. Sp. Pl.* v. 303.—Amboyna; Feejee Islands; Aneitium.

*Asplenium amboinense*, *Poir. Enc. Supp.* ii. 502; *Desv. Prod.* 288; *Presl, Tent. Pter.* 106 (*W. Hb.* 19865); *Braak. U.S. Expl. Exped.* xvi. 147, t. 19, fig. 2.

*amœnum*, *Presl.*—*Asplenium resectum*.

*anceps*, *Sol. MS.*: *Hook. et Grev. Icon. Fil.* t. 195.—Madeira, Teneriffe, Azores.

- Asplenium anceps*, *Presl, Tent. Pter.* 108; *Lowe (R. T.) Trans. Camb. Phil. Soc.* iv. 8; *Fée, Gen.* 191; *Brack. U.S. Expl. Exped.* xvi. 151.  
*Asplenium fallax*, *Lowe MS.*—f. *Hook. et Gr.*  
 (*Aspl. Trichomanes satis diversa.*)
- Anchiritae*, *Chapm. MS.*—*Asplenium myriophyllum* (dwarf.)  
*angustatum*, *Presl.*—*Asplenium sulcatum*,  $\beta$ .  
*angustatum*, *Bl.*—*Asplenium laserpitifolium*.  
*angustatum*, *Desv.*—*Asplenium mucronatum*.  
*angustifolium*, *Mich. Fl. Bor. Amer.* ii. 265.—N. America :  
 Canada, Vermont, Pennsylvania, Ohio.
- Asplenium angustifolium*, *Sw. Syn.* 76; *Schkuhr, Crypt.* 63, t. 67, 69;  
*Willd. Sp. Pl.* v. 313; *Spr. Syst.* 81; *Desv. Prod.* 275; *Poir. Enc. Supp.* ii. 504; *Presl, Tent. Pter.* 107; *Kze. Lin.* xxiii. 232; *Fée, Gen.* 192; *A. Gray, Bot. N. U. States*, 594; *Lowe, Ferns*, v. t. 24.  
*Asplenium pycnocarpon*, *Spr. Anleit.* iii. 112.  
*Asplenium salicifolium*, *Lin. Hb.*! but probably not of *Sp. Pl.*
- angustifolium*, *Guss.*—*Asplenium fissum*.  
*angustifolium*, *Jacq.*—*Grammitis linearis*.
- angustum*, *Sw. Vet. Acad. Handl. Stock.* 1817, 66, t. 4, fig. 1,  
 —Brazil, Surinam (*Kegel* 1380, 1381; *Hostm.* 183a, 610.)
- Asplenium angustum*, *Spr. Syst.* 80; *Kze. Anal. Pter.* 21, t. 14; *Id. Lin.* xxi. 215.  
*Asplenium Weigelti*, *Klfs. Hb.*—f. *Kze.*  
*Asplenium lanceola*, "*Sw.*" : (*Presl, Tent.* 106.)
- $\beta$ . *loriforme*, *M.*—Para (*Spruce* 18); B. Guiana (*Rob. Schomb.* 611.)
- Asplenium loriforme*, *Hook. Icon. Pl.* t. 926.  
*Asplenium amazonicum*, *Hook. MS.*
- angustum*, var., *Kze.*—*Asplenium surinamense*.
- anisodontum*, *Presl, Epim. Bot.* 73.—Java; Philippine Isles  
 (*Cuming* 128 in part).
- Asplenium anisodontum*, *Fée, Gen.* 191.  
*Asplenium caudatum*, *J. Sm. Hook. Journ. Bot.* iii. 408 in part.  
*Asplenium sororium*, *Miquel MS. Hb. Hook.*
- anisophyllum*, *Kze. Lin.* x. 511.—S. Africa, Kaffraria, Natal;  
 Bourbon (*Boivin* 857); Ceylon; Galapagos; Brazil  
 (*Gardn.* 5494); Venezuela (*Lind. F. and Schl.* 606);  
 Salanga; Central America; Cuba (*Wright* 845; *Lind.*  
 1887, 1890.)
- Asplenium anisophyllum*, *Fée, Gen.* 191; *Pappe et Raws. Syn. Fil. Afr. Austr.* 18.
- anomalum*, *Desv.*—*Diplazium radicans*.  
*anthriscifolium*, *Jacq.*—*Asplenium pumilum*.  
*apicidentatum*, *Hombr. et Jacq.*—*Asplenium obtusatum*.  
*appendiculatum*, *Presl.*—*Asplenium bulbiferum*,  $\beta$ .  
*appendiculatum*, v. *angustilobum*, *Müll.*—*Asplenium flaccidum*.

- approximatum*, Bl.—*Asplenium pellucidum*.  
*aquaticum*, Kl. et Karst.—*Asplenium obtusifolium*.  
*aquilinum*, Bernh.—*Pteris aquilina*.  
*arborescens*, Metten.—*Diplazium arborescens*.  
*arborescens*, Willd.—*Diplazium arborescens*.  
*arcuatum*, Liebm.—*Asplenium Galeottii*.  
*argutans*, Fée.—*Diplazium tomentosum*.  
*argutum*, Klfs.—*Asplenium Adiantum-nigrum*.  
*arifolium*, Burm.—*Hemionitis arifolia*.  
*aspidiiforme*, Fée, *Gen.* 192, 199.—Mexico (*Galeotti* 6483.)  
*aspidioides*, Goldm. *Nov. Act. N.C.* xix. supp. 461.—Manilla.  
*aspidioides*, Schlech.—*Athyrium scandicinum*.  
*aspidioides*, Spr.—*Athyrium aspidioides*.  
*assimile*, Endl. *Prod. Fl. Norf.* 10.—Norfolk Island; Ceylon  
 (*Coll. Perad.* 1347.)  
*Athyrium assimile*, Presl, *Tent. Pter.* 98.  
*athyrioides*, Fée.—*Asplenium achilleæfolium*.  
*Athyrium*, Spr.—*Athyrium asplenioides*.  
*attenuatum*, R. Br. *Prod. Fl. Nov. Holl.* 150.—New Holland;  
 Brisbane R., Moreton Bay.  
*Asplenium attenuatum*, Spr. *Syst.* 80; Desv. *Prod.* 269; Hook. et Grev.  
*Icon. Fil.* t. 220; *Wickstr. Vet. Acad. Handl. Stock.* 1825, 438;  
*Presl, Tent. Pter.* 106; J. Sm. Hook. *Journ. Bot.* iv. 173; Fée,  
*Gen.* 191; Kze. *Lin.* xxiii. 232; Hook. *Icon. Fl.* t. 914; Lowe, *Férns*,  
 v. t. 35 B.  
*Tarachia attenuata*, Presl, *Epim. Bot.* 75.  
*attenuatum*, Klfs.—*Asplenium sulcatum*,  $\beta$ .  
*attenuatum*, Presl.—*Callipteris prolifera*.  
*atropurpureum*, Bernh.—*Platyloma atropurpureum*.  
*aureum*, Cav.—*Ceterach aureum*.  
 ? *aureum*, Bl.—*Asplenium caudatum*.  
*auricularium*, Desv.—*Asplenium brasiliense*.  
*auricularium*, Kl. MS.—*Asplenium harpeodes*.  
*auriculatum*, Sw. *Vet. Acad. Handl. Stock.* 1817, 68.—Brazil  
 (*Gardn.* 161); Mexico (*Galeotti* 6280, 6505.)—? *Flora*  
*Flum.* xi. t. 103.  
*Asplenium auriculatum*, Spr. *Syst.* 82; Kze. *Lin.* xxi. 217, in obs.  
*Asplenium abscissum*, Raddi, *Syn. Fil.* 94.  
*Asplenium brasiliense*, Desv. *Prod.* 273.  
*Asplenium discolor*, Kze. *Lin.* ix. 65; M. et Gal. *Foug. Mex.* 56.  
*Asplenium semicordatum*, Raddi, *Fil. Bras.* 36, t. 52, fig. 1; Presl,  
*Tent. Pter.* 106; Fée, *Gen.* 191; Kze. *Lin.* xiii. 141; Liebm. *Mex.*  
*Breg.* 92; Brack. *U.S. Expl. Exped.* xvi. 159.  
*auriculatum*, Wall. Hb.—*Diplazium porrectum*.  
*auritum*, Sw. *Fl. Ind. Occ.* iii. 1616; *Id. Syn.* 78;—W. Indies:  
 [Gen. 23. Sp. 436.]

Jamaica, Cuba (*Wright* 857 in part; *Lind.* 1937),  
 Dominica (*Sieb. Syn. Fil.* 171); Mexico (*Galeotti*, 6392;  
*Leibold* 13; *Schaffn.* (1854) 69; *Jurgensen* 637, 900),  
 Chiapas (*Lind.* 1523); Guatemala; Panama; Columbia  
 (*Moritz* i. 25; 100b, 180, 181; *Cuming* 1230, 1269),  
 New Grenada (*Lind. Schl.* 290, 589); Brazil (*Mart.*  
 348); Surinam (*Sw.*); Quito; Peru; Bay of Choco El  
 Ecuador; Island of Gorgona; Galapagos.—*Sloane* Jam.  
 t. 33, f. 2.

*Asplenium auritum*, *Schleuhr, Crypt.* 199, t. 130b; *Willd. Sp. Pl.* v.  
 326; *Poir. Enc. Supp.* ii. 509; *Spr. Syst.* 85; *Desv. Prod.* 274;  
*Schlech. Lin.* v. 612; *Presl, Rel. Hænk.* i. 43; *Id. Tent. Pter.* 106  
 in part; *Link, Fil. Sp.* 92; *Kze. Lin.* ix. 67; xviii. 332; *Id. Bot.*  
*Zeit.* iii. 284; *M. et. Gal. Foug. Mex.* 53; *Kl. Lin.* xx. 352; *Fée,*  
*Gen.* 191, 192; *Lowe, Ferns,* v. t. 32; *Liebm. Mex. Breg.* 96.

—*β. macilentum*, M.—W. Indies: Hispaniola, Jamaica;  
 Columbia (*Hartw.* 1503; *Moritz* 100, 183), New Granada  
 (*Lind. Schl.* 60, 1032), Venezuela (*Fendl.* 141, 142),  
 Caracas (*Miquel* 3; *Lind.* 532); Brazil (*Gardn.* 41;  
*Blanch.* 2471); Sao Gabriel (*Spruce* 2275); B. Guiana  
 (*Rich. Schomb.* 1168); Surinam (*Hostm.* 168); Peru  
 (*Barclay* 649), Tarapota (*Spruce* 3956); Quito (*Jameson*  
 731); Galapagos; Guatemala; Mexico (*Galeotti* 6392).  
 —Plum t. 74.

*Asplenium macilentum*, *Kze. Hb.*: *Kl. Lin.* xx. 351; *Fée, Gen.* 192;  
*J. Sm. Cat. Ferns,* 44.

*Asplenium bidentatum*, *Willd. Sp. Pl.* v. 318; *Poir. Enc. Supp.* ii.  
 506; *Spr. Syst.* 83; *Desv. Prod.* 272.

*Asplenium auritum*, *Presl, Tent. Pter.* 106 in part.

*Asplenium auritum*, v. *pinnis obtusis*, *Kze. Lin.* xxiii. 232; *Metten. Fil.*  
*Lips.* 73, t. 8, fig. 3—6.

*Asplenium curvatum*, *Klfs. Enum.* 168; *Spr. Syst.* 83.

*Asplenium laxum*, *Willd. Hb.* 19890.—f. *Presl. sub. A. auritum.*

*Asplenium monodon*, *Liebm. Mex. Breg.* 95.

*Asplenium rhizophyllum*, *Pæppig, Hb. Hook.*

*auritum*, Wall.—*Asplenium bipartitum.*

*auritum* v. *bipinnatifidum*, *Kze.*—*Asplenium sulcatum.*

*auritum*, v. *petiolatum*, *Sieb.*—*Asplenium bipartitum.*

*australasicum*, *Hook.*—*Thamnopteris australasica.*

*australe*, *Brack. U.S. Expl. Exped.* xvi. 173; *M. Synops.*  
 xlix.—New Holland (*Mossm.* 677), Broadribb River,  
 Moreton Bay; Tasmania; New Zealand; Norfolk Island;  
 India: Neilgherries (*Weigle* 16), Mysore (*Hook. fil. et*  
*Th.* 200 in part), Nepal.

*Allantodia australis*, *R. Br. Prod. Fl. Nov. Hol.* 149; *Spr. Syst.* 96;  
*Desv. Prod.* 265; *Endl. Prod. Fl. Norf.* 11. *Kze. Lin.* xxiii. 218.

*Allantodia tenera*, *R. Br. Prod. Fl. Nov. Holl.* 149; *Spr. Syst.* 96;  
*Desv. Prod.* 265; *Kze. Lin.* xxiii. 218.

*Asplenium Brownii*, *J. Sm. Hook. Journ. Bot.* iv. 174; *Id. Cat. Ferns,*  
 47; *Hook. fil. Fl. N. Zeal.* ii. 36; *Hook. Icon. Pl.* t. 978; *Matten.*  
*Fil. Lips.* 79; *Lowe, Ferns,* v. t. 40.

- Athyrium australe*, Presl, *Tent. Pter.* 98; Hook, *Gen. Fil.* t. 16; Fée, *Gen.* 186.  
*Athyrium tenerum*, Fée, *Gen.* 186
- australe*, Sw.—*Actiniopteris australis*.  
*axillare*, Webb et B.—*Asplenium Aitonii*, β.  
*basilare*, M.—*Asplenium sylvaticum*.  
*Belangeri*, Bory, *Voy. Bel.* ii. 47.—Java.  
*Belangeri*, Kze.—*Asplenium Veitchianum*.  
*bicrenatum*, Liebm. *Mex. Breg.* 93.—Mexico.  
*bidentatum*, Willd.—*Asplenium auritum*, β.  
*bidentatum*, Kze.—*Asplenium abscissum*.  
*bifidum*, Presl.—*Asplenium inæquale*.  
*bifidum*, Hort.—*Asplenium Fabianum*.  
*bifissum*, Fée, *Gen.* 192, 199.—Cuba (*Lind.* 1888.)  
*bifolium*, *Lin. Sp. Pl.* 1538.—Hispaniola.—Plum. t. 133.  
*Asplenium bifolium*, Sw. *Syn.* 75, 90; *Lam. Enc.* ii. 304; *Willd. Sp. Pl.* v. 307; *Spr. Syst.* 81; *Desv. Prod.* 269.  
*Scolopendrii* sp.?, Swartz.
- bifurcum*, Opiz.—*Asplenium septentrionale*.  
*Billottii*, F. Schultz.—*Asplenium lanceolatum*.  
*bipartitum*, Bory: *Willd. Sp. Pl.* v. 328.—Mascaren Islands; Madagascar.—*Sieb. Fl. Mixt.* 299.  
*Asplenium bipartitum*, *Poir. Enc. Supp.* ii. 510; *Spr. Syst.* 85; *Desv. Prod.* 272; *Presl, Tent. Pter.* 108; *Fée, Gen.* 191.  
*Asplenium auritum*, *Wall. Cat.* 222.  
*Asplenium auritum*, v. *petiolatum*, *Sieb. Syn. Fil.* 66.  
*Diplazium bipartitum*, *Presl, Epim. Bot.* 88.
- bipartitum*, Link.—*Asplenium dispersum*.  
*bipartitum*, Boj. MS.—*Asplenium inæquale*.  
*bipinnatum*, Roxb.—? *Callipteris ambigua*.  
*bipinnatum*, Brack.—*Asplenium rutæfolium*, β.  
*biserratum*, Presl.—*Diplazium biserratum*.  
*biserratum*, Carm. MS.—*Asplenium erectum*.  
*bissectum*, Sw. *Prod.* 130 (excl. syn.); *Id. Syn.* 82 (excl. syn.)  
—Jamaica; Cuba (*Wright* 852); Columbia (*Moritz* 246;  
*Lind. Schl.* 602); Quito.  
*Asplenium bissectum*, *Willd. Sp. Pl.* v. 335; *Spr. Syst.* 87; *Desv. Prod.* 276; *Presl, Tent. Pter.* 106; *Kl. Lin.* xx. 352; *Kze. Lin.* xxiii. 232; *J. Sm. Cat. Kew Ferns*, 1856, 5.  
*Asplenium dissectum*, *Poir. Enc. Supp.* ii. 511.
- bissectum*, Hort.—*Asplenium dispersum*.  
*blandulum*, Fée Hb.—*Asplenium monanthemum*.  
*blechnoides*, Sw.—*Blechnum unilaterale*.  
*Blumeanum*, M.—Java.

- Asplenium viviparum*, *Bl. Enum.* 176.  
(An *Aspl. persicifolium*, J. Sm.)
- Bojerianum*, Hew. MS.—*Asplenium inæquale*.
- Boryanum*, M.—Mascaren Islands.  
*Darea asplenioides*, *Bory, Bel. Voy.* ii. 53.
- Bowieanum*, J. Sm. MS.—*Asplenium flexuosum*.
- brachyopterum*, Houlst. et M.—*Asplenium brachypterum*.
- brachyotus*, *Kze. Lin.* x. 512; xxi. 217 (note); xxiv. 261.—  
S. Africa, Kaffraria, Natal (*Plant* 327); Neilgherries  
(*Weigle* 22); Caraccas (*Hostm.* 168.)
- Asplenium brachyotus*, *Moore, Hook. Kew Journ. Bot.* v. 226; *Pappe et Raws. Syn. Fil. Afr. Aust.* 18.
- brachyphyllum*, Gasp.—*Asplenium fissum*,  $\beta$ .
- brachypterum*, *Kze. Lin.* xxiii. 232.—Sierra Leone; Madagascar.  
*Asplenium brachypterum*, *J. Sm. Cat. Ferns* 44; *Hook. Fil. Exot.* t. 44  
(*brachypterum*)
- Asplenium brachyopterum*, *Houlst et M. Gard. Mag. Bot.* iii. 260 (err.  
typ.); *Lowe, Ferns*, v. t. 15B.
- Asplenium dissectum*, *J. Sm. MS.*—f. *Kze.*
- Darea coarctata*, *Bojer MS. Hb. Hook.*—f. *Hook.*
- brachysorum*, *R. Br. MS. : Hb. Mus. Brit.*—Congo.
- brasiliense*, *Raddi, Fil. Bras.* 36, t. 51, fig. 1.—Brasil (*Regn.*  
i. 331; *Gardn.* 163, 165, 166; *Mart.* 340, 341 var.  
*brevisorum*, *Mart.*; *Claussen* 2107); Columbia (*Moritz*  
185, 186), Venezuela (*Fendl.* 138), Caraccas (*Lind.* 181?);  
El Equador; Quito; Peru (*Matthews* 1099; *Spruce*  
3966 in part); W. Indies: Jamaica, Cuba (*Lind.* 1895;  
*Wright* 849); India: Neilgherries (*Hook. fil. et Th.* 185),  
Bombay; Ceylon (*Gardn.* 1074.)
- Asplenium brasiliense*, *Link, Fil. Sp.* 91; *Hew. Mag. Nat. Hist.* 1838,  
462; *Kze. Lin.* xxiv. 263, in obs.; *J. Sm. Cat. Ferns.* 44.
- Asplenium auricularium*, *Desv. Prod.* 273; *Presl, Tent. Pter.* 107; *Fée,*  
*Gen.* 191; *Kl. Lin.* xx. 355; *Kze. Lin.* xxiii. 232; *M. Synops.* xlviiii.
- Asplenium dimidiatum*, *Hort.*; *Lowe, Ferns*, v. t. 13A.
- Asplenium pulchrum*, *Wall. Cat.* 2211.
- Asplenium Raddianum*, *Gaud. Frey. Voy.* 316.
- Asplenium regulare*, *Sw. Vet. Acad. Handl. Stock.* 1817, 67; *Spr. Syst.*  
82; *Presl, Tent. Pter.* 107; *Fée, Gen.* 191; *Kze. Lin.* xxiii. 237.
- Asplenium tenerum*, *Raddi, Syn. Fil.* 93.
- Asplenium triste*, *Klfs. Enum.* 170; *Spr. Syst.* 83.
- brasiliense*, Sw.—*Antigramma brasiliensis*.
- brasiliense*, Desv.—*Asplenium auriculatum*.
- brasiliense*, Hort.—*Asplenium serratum*,  $\beta$ .
- brevisorum*, Wall.—*Athyrium brevisorum*.
- Breyonii*, Retz.—*Asplenium germanicum*.
- Brownii*, J. Sm.—*Asplenium australe*.
- Brunonianum*, Metten.—*Allantodia Brunoniana*.

*bulbiferum*, Forst. *Prod.* 433.—New Zealand (*Ralph* 59 in part, 71, 78; *Mossm.* 633); Mt. Gambier, Victoria.

*Asplenium bulbiferum*, Sw. *Syn.* 89, 278; *Schkuhr, Crypt.* 74, t. 79; *Willd. Sp. Pl.* v. 345; *Poir. Enc. Supp.* ii. 514; *Spr. Syst.* 89; *Presl, Tent. Pter.* 108; *Rich. Fl. N. Zeal.* 75; *Hook. Icon. Pl.* t. 423; *J. Sm. Hook. Journ. Bot.* iv. 174; *Fée, Gen.* 191; *Kze. Lin.* xxiii. 232; *Hombr. et Jacq. Voy. Pol. Sud.* t. 3, fig. I; *Hook. fil. Fl. N. Zeal.* ii. 34; *Metten. Fil. Lips.* 71, t. 13, fig. 10-11; *Brack. U. S. Expl. Exped.* xvi. 167; *Lowe, Ferns,* v. t. 11.

*Cænopteris bulbifera*, Desv. *Prod.* 268.

— *β. appendiculatum*, M.—New Holland, Australia Felix, Victoria, Tasmania.

*Asplenium appendiculatum*, *Presl, Tent. Pter.* 106; *Kze. Lin.* xxiii. 232; *Müll. Lin.* xxv. 718; *Lowe, Ferns,* v. t. 18.

*Asplenium laxum*, *R. Br. Prod. Fl. Nov. Holl.* 151; *Gaud. Frey. Voy.* 320; *Hombr. et Jacq. Voy. Pol. Sud.* t. 3, fig. J; *J. Sm. Hook. Journ. Bot.* iv. 174.

*Asplenium bulbiferum*, *v. laxum*, *Hook. fil. Fl. N. Zeal.* ii. 34.

*Asplenium scariosum*, *Colenso MS. Hb. Hook.*

*Cænopteris appendiculata*, *Lab. Nov. Holl.* ii. 94, t. 243; *Spr. Syst.* 91; *Desv. Prod.* 267.

*Darea appendiculata*, *Willd. Sp. Pl.* v. 296; *Fée, Gen.* 332.

— *γ. gracile*, M.—New Zealand: Otago, Wangaroa (*Ralph* 59 in part; *Mossm.* 633 in part.)

— *δ. triste*, *Hook. fil. Fl. N. Zeal.* ii. 34.—New Zealand.

*Asplenium triste*, *Baoul, Ann. Sc. Nat.* 1844, ii. 115; *Id. Choix Pl. N. Zeal.* 10.

*bulbiferum*, Bernh.—*Diplazium radicans*.

*bulbiferum γ.* *Hook. fil.*—*Asplenium Fabianum*.

[*bulbosum*, *Lour. Fl. Cochinch.* ii. 833.—Cochinchina.

*Asplenium bulbosum*, *Sw. Syn.* 86; *Desv. Prod.* 275.]

*bullatum*, *Wall. Cat.* 215.—India: Nepal, Bhotan, Sikkim (*Hook. fil. et Th.* 192.)

*Asplenium bullatum*, *Presl, Tent. Pter.* 108.

*Asplenium laserpitiifolium*, *Ham. MS.: Don, Prod. Fl. Nep.* 9.

*cænopteroides*, Desv.—*Asplenium dareæfolium*.

*cæspitosum*, *Bl. Enum.* 175.—Java.

*cæspitosum*, *Wall.*—*Asplenium laciniatum*.

*callipteris*, *Fée.*—*Asplenium sundense*.

*calophyllum*, *J. Sm.*—*Asplenium pallidum*.

*camptorachis*, *Kze. Lin.* xxiv. 262.—India: Neilgherries. (*Schmid* 123.)

*canaliculatum*, *Bl.*—*Asplenium macrophyllum*.

*canariense*, *Willd.*—*Asplenium præmorsum*.

*capense*, *Lin. Hb.*—*Asplenium Adiantum-nigrum*.

*caraccasanum*, *Willd.*—*Diplazium radicans*.

*caryotoides*, *Presl.*—? *Asplenium dimidiatum*.



castaneum, *Schlech. Linnæa* v. 611.—Mexico (*Leibold* 123 ; ? *Galeotti* 6254 ; *Lind.* 53) ; Columbia (*Moritz* ? 219 ; *Hartw.* 1522), Caraccas (*Lind.* 552.)

*Asplenium castaneum*, *Presl, Tent. Pter.* 108 ; *Kze. Lin.* xiii. 141, in obs. ; xviii. 332 ; *Kl. Lin.* xx. 356 ; *Leibm. Mex. Bregm.* 88.

cataractarum, *Bl. Enum.* 177.—Java.

cataractarum, *Moritz.*—*Diplazium phanerotis.*

caudatum, *Forst. Prod.* 432.—Pacific Islands ; Sandwich Islands : Tahiti, Owhyhee ; Anieteum ; Philippine Islands (*Cuming* 99, 128 in part) ; Java (*Zoll.* 345z, 346z.)

*Asplenium caudatum* *Sw. Syn.* 82, 277 ; *Schkuhr, Crypt.* 72, t. 77 ; *Willd. Sp. Pl.* v. 335 ; *Poir. Enc. Supp.* ii. 511 ; *Spr. Syst.* 87 ; *Desv. Prod.* 276 ; *Bl. Enum.* 184 ; *Presl, Tent. Pter.* 106 ; *Kze. Lin.* xxiii. 232 ; *Id. Bot. Zeit.* vi. 173 ; *J. Sm. Hook. Journ. Bot.* iii. 408 ; *Fée, Gen.* 191 ; *Metten. Fil. Lips.* 76 ; *Lowe, Ferns*, v. t. 44.

*Asplenium aureum*, *Bl. Enum.* 185—f. spec. auth. *Hb. J. Sm.*

*Asplenium truncatilobum*, *Fée, Gen.* 191.

*Tarachia caudata*, *Presl, Epim. Bot.* 79.

*Tarachia truncatiloba*, *Presl, Epim. Bot.* 77.

caudatum, *Cav.*—*Asplenium elongatum.*

celtidifolium, *Metten.*—*Diplazium celtidifolium.*

*Ceterach*, *Lin.*—*Ceterach officinarum.*

ceylanense, *Kl.*—*Diplazium ceylanense.*

Chamissonianum, *Presl, Tent. Pter.* 107.—Manilla.

*Asplenium erosum*, *Klfs. Enum.* 173 (excl. syn.)—f. Pr.

*Tarachia Chamissonianum*, *Presl, Epim. Bot.* 77.

chlænopterum *Fée, Gen.* 191, 194 ; *Id. Iconogr. Nouv.* 47, t. 16, fig. 1.—Bourbon.

chondrophyllum, *Bertero MS.*: Colla.—*Asplenium obtusatum.*

cicutarium, *Sw. Prod.* 130 (excl. syn.)—W. Indies : Jamaica, Trinidad, Cuba (*Otto* 30 ; *Wright* 855), Portorico, Antigua ; Guatemala ; Mexico (*Galeotti*, 6298, 6325, 6502 ; *Schaffn.* (1854) 61 (v. decussatum, *Fée*) ; *Jurgensen* 733) ; Tabasco (*Lind.* 148) ; Columbia (*Moritz* i. 64 ; 43, 211 ; *Wagner* 52 ; *Karsten* 33, 43, 93), Venezuela (*Fendl.* 124, 124ß ; *Lind. F. et Schl.* 416), New Grenada (*Schlim* 67, large and lax ; 614) ; Caraccas (*Lind.* 153 ; *Miquel* 28) ; Quito (*Hartw.* 1520) ; Peru (*Ruiz Hb.* 77 ; *Spruce* 3795 ; *Barclay* 648) ; Brazil ; Chatham Island (less divided) ; Island of Gorgona (less divided)—*Plum.* t. 48A.

*Asplenium cicutarium*, *Presl, Rel. Hænk.* i. 47 ; *Id. Tent. Pter.* 108 ; *Spr. Syst.* 89 ; *Link, Fil. Sp.* 98 ; *M. et Gal. Foug. Mex.* 63 ; *Hook. Gen.* t. 6 ; *Schlech. Lin.* v. 612 ; *Kze. Lin.* ix. 71 ; xviii. 333 ; xxiii. 232 ; *Kl. Lin.* xx. 358 ; *Leibm. Mex. Bregm.* 98 ; *Kze. Bot. Zeit.* iii. 287 ; *Fée, Gen.* 192, 363 ; *Metten. Fil. Lips.* 71, t. 13, fig. 3-7, (†8-9) ; *Lowe, Ferns*, v. t. 20.

*Asplenium confusum*, *Kze. Hb.*

*Asplenium cristatum*, Lam. Enc. ii. 310.

*Asplenium dissectum*, Link, Hort. Berol. ii. 68—f. Link; Kze. Lin. xxiii. 234.

*Athyrium Hænkeanum*, Presl, Tent. Pter. 98; Id. Epim. Bot. 66.

*Cænopteris cicutaria*, Thunb. Nov. Act. Petrop. ix. 158, t. C. fig. 1; t. F, fig. 2; Sw. Fl. Ind. Occ. iii. 1622; Id. Syn. Fil. 88; Desv. Prod. 267.

*Cænopteris dissecta*, Hort. Ang.—f. Kze.

*Darea cicutaria*, Sm. Mem. Acad. Turin. v. 409; Willd. Sp. Pl. v. 300; Poir. Enc. Supp. ii. 453; Fée, Gen. 338.

*Darea membranacea*, Poir. Enc. Supp. ii. 451.—f. Pr.

*Polypodium geraniifolium*, Poir. Enc. v. 540.—f. Pr.; Sw. Syn. 68.

*cicutarium*, Kth.—*Asplenium myriophyllum*.

*cicutarium*, Roxb.—? *Asplenium præmorsum*.

*ciliatum*, Presl (Fée).—*Gymnogramma immersa*.

*ciliatum*, Bert. MS.—*Gymnogramma papaverifolia*.

*cirrhatum*, Rich. MS.: Willd. Sp. Pl. v. 321.—W. Indies: Gaudeloupe, Hispaniola; Columbia (Moritz 242.)

*Asplenium cirrhatum*, Poir. Enc. Supp. ii. 508; Spr. Syst. 84; Desv. Prod. 275; Presl, Tent. Pt. 107; Fée, Gen. 191; Kl. Lin. xx. 352.

*cirrhatum*, Sieb.—*Diplazium radicans*.

*cladolepton*, Fée, Iconogr. Nouv. 55, t. 22, fig. 4.—New Grenada (Lind. Schl. 324); Peru (Mathews 1799.)

*coarctatum*, Hort. Ber.—*Diplazium radicans*.

*Colensoi*, Colenso.—*Asplenium Hookerianum*,  $\beta$ .

*collinum*, Colenso MS.—*Asplenium flaccidum*.

*compressum*, Sw. Schrad. Journ. 1800, ii. 52; Id. Syn. 79, 270.—St. Helena (Cuming 430.)

*Asplenium compressum*, Willd. Sp. Pl. v. 320; Poir. Enc. Supp. ii. 507; Spr. Syst. 84; Desv. Prod. 275; Kze. Lin. xxiii. 233; Hook. Fil. Exot. t. 76; Lowe, Ferns, v. t. 16.

*Asplenium fecundum*, Kze. Lin. xx. 3; xxiii. 234, 305, 409; Metten. Fil. Lips. 73.

*Cænopteris vivipara*, Hort. Lodd.

*Darea fecunda*, Fée, Gen. 333.

*comptum*, Kze. Hb.: Hort. Ang.—*Asplenium Karstenianum*.

*conchatum*, M.—*Asplenium costale*.

*concinnum*, Wall.—*Asplenium tenuifolium*.

*concisum*, Desv. Prod. 277, "t. 9, fig. 1."—? ———.

*Asplenium dareoides*, Desv. Mag. Ber. v. 322.

*confluens*, Kze. Bot. Zeit. vi. 174.—Java (Zoll. 2925.)

*confusum*, Kze. Hb.—*Asplenium cicutarium*.

*consanguineum*, Gaud. Frey. Voy. 315.—Brasil.

*consimile*, Remy, in Gay, Chil. vi. 501.—Chili.

*Asplenium consimile*, Fée, Gen. 191; Philippi, Bot. Zeit. xiv. 630; Sturm. En. Chil. 27.

contaminans, *Wall. Cat.* 2210 [not in Hb.]—Singapore.

contiguum, *Klfs. Enum.* 172.—Sandwich Islands; Ceylon  
(*Coll. Perad.* 3140; *Gardn.* 1072 in part.)

*Asplenium contiguum*, *Spr. Syst.* 84; *Presl, Tent. Pter.* 106; *Gaud. Frey, Voy.* 319; *Hook. et Arn. Beech. Voy.* 106; *Brack. U.S. Expl. Exped.* xvi. 158.

*Tarachia contigua*, *Presl, Epim. Bot.* 78.

— *β. filiforme*, M.—Sandwich Islands; Philippine Islands  
(*Cuming* 211); India: Neilgherries.

*Asplenium filiforme*, *Klfs. Enum.* 172; *Spr. Syst.* 86; *Presl, Tent. Pter.* 106; *Hook. et Arn. Beech. Voy.* 106; *Brack. U.S. Expl. Exped.* xvi. 158.

*Asplenium lepturus*, *J. Sm. Hook. Journ. Bot.* iii. 408; *Presl, Epim. Bot.* 72.

*cordatum*, Sw.—*Grammitis cordata*.

*cordifolium*, Spr.—*Llavea cordifolia*.

*cordifolium*, Metten.—*Oxygonium integrifolium*.

*coriaceum*, *Desv. Prod.* 275.—W. Indies; Brazil.

*Asplenium salicifolium*, *Spr. Anleit.* iii. t. 3. fig. 23 (excl. syn.); *Syst.* 82.

*coriaceum*, Roxb.—*Asplenium macrophyllum*.

*coriaceum*, Bory.—*Asplenium Wightianum*.

*coriaceum*, Fée.—*Asplenium pycnophyllum*.

[*coriandrifolium*, *Presl, Tent. Pter.* 108.—?—]

*coriifolium*, Liebm.—*Asplenium fœniculaceum*.

costale, M. [*ante p.* 43.]—W. Indies: Jamaica, St. Domingo.

*Allantodia costalis*, *Desv. Prod.* 265.

*Asplenium conchatum*, *M. Synops.* xlix.

*Athyrium conchatum* *Fée, Gen.* t. 17 C., fig. 1.—f. *Iconogr.* 121.

*Hypochlamys pectinata*, *Fée, Gen.* 200, t. 17 C., fig. 3; *Id. Iconogr. Nouv.* 121.

*costale*, Sw.—*Diplazium costale*.

*costale*, Sieb.—*Diplazium striatum*.

crassides, *Fée, Iconogr. Nouv.* 82.—New Grenada (*Lind. Schl.* 393.)

*crassum*, Pet. Th.—*Asplenium lucidum*, *γ*.

*crenatum*, Roxb.—*Diplazium crenatum*.

*crenatum*, *Desv.*—*Asplenium cuneatum*.

*crenatum*, Fries.—*Athyrium crenatum*.

*crenato-serratum*, Bl.—*Asplenium pallidum*.

*crenulatum*, *Presl.*—*Asplenium serratum*, *β*.

*crinulosum*, *Desv. Prod.* 272.—Madagascar.

*cristatum*, "Pet. Th.": *Desv.*—*Asplenium lucidum*, *γ*.

*cristatum*, Lam.—*Asplenium cicutarium*.

*cristatum*, Brack.—*Asplenium cuneatum*,  $\gamma$ .

*cristatum*, Wall.—*Asplenium resectum*,  $\beta$ .

[*cultratum*, Roxb. *Hb.*: *Wall. Cat.* 2214 (not in *Hb.*)—India.]

*cultratum*, Sieb.—*Asplenium falx*.

*cultratum*, Gaud.—*Asplenium falcatum*.

*cultrifolium*, Lin.—*Diplazium cultrifolium*.

*cultrifolium*, Willd. *in part.*—*Diplazium Rœmerianum*.

*cultrifolium*, Sieb. (Syn.)—*Asplenium falx*.

*cultrifolium*, Kl. MS.—*Asplenium integerrimum*.

*cultrifolium*, Kl. (Kze.)—*Diplazium cultrifolium*,  $\beta$ .

*cultrifolium*, Roxb.—*Asplenium falcatum*.

*cultrifolium*, Hort.—*Asplenium firmum*.

*Cumingii*, Metten.—*Oxygonium alismæfolium*.

*cuneatum*, *Lam. Enc.* ii. 309.—W. Indies: Jamaica, St. Vincent's, Cuba; B. Guiana (*Rob. Schomb.* 340); Brazil (*Brack.*); Para (*Spruce* 8); Peru; Natal; S. Africa; Mozambique; Mauritius; China: Hong Kong, Chusan; Philippine Islands (*Cuming* 54); Java (*Lobb* 451; *Zoll.* 347. *z.*); Borneo; Society Islands; Feejee Islands; Samoan Islands.—*Sloane, Jam.* t. 46, fig. 2.

*Asplenium cuneatum*, *Sw. Syn.* 84; *Willd. Sp. Pl.* v. 344 (excl. syn. *Sloane*); *Schkuhr, Crypt.* 73, t. 78; *Spr. Syst.* 89; (excl. syn. *Willd.*); *Desv. Prod.* 277; *Presl, Tent. Pter.* 108; *Bl. Enum.* 187; *Kze. Lin.* ix. 69; xxiii. 233; *Id. Bot. Zeit.* vi. 175; *Kl. Lin.* xx. 356; *J. Sm. Hook. Lond. Journ. Bot.* i. 199; *Fee, Gen.* 191.

*Asplenium crenatum*, *Desv. Prod.* 279.

*Asplenium dareoides*, *Moritz, Verz.* 110.

*Asplenium nitidum*, *Bl. in Hb. Hook.*

*Asplenium obtusilobum*, *Desv. Mag. Ber.* v. 323.—*f. Spr.*; *Desv. Prod.* 279.

*Diplazium crenatum*, *Poir. Enc. Supp.* ii. 488 *in part.*—*f. Desv.*

*Tarachia cuneata*, *Presl, Epim. Bot.* 81.

—  $\beta$ . *caripense*, *Kl. Lin.* xx. 356.—Columbia (*Moritz* 187.)

—  $\gamma$ . *cristatum*, M.—Philippines; Isle of Pines; New Caledonia; Apia Bay.

*Asplenium cristatum*, *Brack. U.S. Expl. Exped.* xvi. 163, t. 21, fig. 3.

*cuneatum*, *Hook. et Gr.*—*Asplenium præmorsum*.

*cuneatum*, Kze. (*Acot. Afr.*)—*Asplenium pulchrum*.

*cuneatum*, *Schimp.*—*Asplenium abyssinicum*.

*cuneatum*, F. Schultz.—*Asplenium lanceolatum*.

*cuneatum*, *Ham. Hb.*—*Asplenium affine*.

*cuneatum*, *Wight Hb.*—*Asplenium præmorsum*,  $\delta$ .

*cuneatum*, v. *multisectum*, *Hb. Lugd. Bat.*—*Asplenium laserpitiifolium*.

*cuneifolium*, *Viv.*—*Asplenium Adiantum-nigrum*,  $\gamma$ .

*curvatum*, *Klfs.*—*Asplenium auritum*,  $\beta$ .

- curvatum*, Liebm.—*Asplenium Galeottii*.  
*cuspidatum*, Lam. *Enc.* ii. 310.—Peru.  
*Asplenium cuspidatum*, Sw. *Syn.* 85; Willd. *Sp. Pl.* 342; Spr. *Syst.* 89; Desv. *Prod.* 279.  
 (An *Asplenium faniculaceum*, H.B.K. eadem sp.)  
*cuspidatum*, Sol. MS.—*Asplenium præmorsum*,  $\beta$ .  
*cyatheæfolium*, Rich.—*Diplazium cyatheæfolium*.  
*cyathoides*, Bernh.—*Athyrium Filix-fœmina*.  
*cyrtopteron*, Kze.—*Asplenium rhizophorum*.  
*Dalhousiæ*, Hook.—*Asplenium alternans*.  
*dareæfolium*, Bory MS. : Willd. *Sp. Pl.* v. 335.—Bourbon.  
*Asplenium dareæfolium*, Poir. *Enc. Supp.* ii. 512; Fée, *Gen.* 191.  
*Asplenium cænopteroides*, Desv. *Prod.* 276.  
*dareoides*, Bory, *Bel. Voy.* ii. 50.—Java.  
*Asplenium dareoides*, Kze. *Bot. Zeit.* vi. 175, in obs.  
*dareoides*, Desv.—*Asplenium concisum*.  
*dareoides*, Moritz.—*Asplenium cuneatum*.  
*daucifolium*, Lam. *Enc.* ii. 310.—Mauritius.  
*Cænopteris daucifolia*, Desv. *Prod.* 268.  
 (An *Asplenium inæquale*, Kze. eadem sp.)  
*davallioides*, Hook. *Kew Journ. Bot.* ix. 343.—Japan : Nankasaki; China : Hong Kong; Loo-Choo Island.  
*davallioides*, Tausch.—*Asplenium Adiantum-nigrum*,  $\beta$ .  
*decipiens*, Zippel. MS.—*Diplazium decipiens*.  
*decorum*, Kze. *Bot. Zeit.* vi. 176.—Java (*Zoll.* 1260.)  
*Darea appendiculata*, Bl. *Enum.* 206, (excl. syn.)  
*decrepens*, Kze. *Lin.* xxiv. 261.—Neilgherries (*Schmid* 99, 122.)  
*decurrens*, Willd.—*Asplenium lucidum*,  $\gamma$ .  
*decurrens*, Wall.—*Asplenium resectum*.  
*decurtatum*, Kze. : Link.—*Athyrium decurtatum*.  
*decussatum*, Sw.—*Callipteris prolifera*.  
*decussatum*, Presl.—*Callipteris accedens*.  
*decussatum*, Wall.—*Diplazium decussatum*.  
*decussatum*, Hort.—*Asplenium pellucidum*.  
*deflexum*, M. [*ante p.* 43.]—Java (*Zoll.* 1962.)  
*Allantodia deflexa*, Kze. *Bot. Zeit.* vi. 191; *Id. Lin.* xxiii. 218.  
*delicatum*, Presl, *Rel. Hænk.* i. 47, t. 7, fig. 3; *Id. Tent. Pter.* 109.—Quito; Peru (*Mathews* 1785; *Spruce* 4035); ? Cuba (*Lind.* 2176.)  
*Asplenium delicatum*, Spr. *Syst.* 89; Kze. *Lin.* ix. 70; Fée, *Gen.* 192; Hook. *Icon. Pl.* t. 918.  
*deltoideum*, Presl.—*Diplazium deltoideum*.

densum, *Brack. U.S. Expl. Exped.* xvi. 151, t. 20, fig. 3.—Sandwich Islands; Peru.

dentatum, *Lin. Sp. Pl.* 1540.—W. Indies: Jamaica, Hispaniola, St. Vincent's, Trinidad, Guadeloupe, Bahamas, Cuba (*Wright* 853; *Otto* 31, 63, 179, 183); Carolina; Mexico (*Lind.* 77); Peru (*Spruce* 3966 in part)—*Plum.* t. 101 C; ? *Pluk.* t. 253, fig. 5.

*Asplenium dentatum*, *Sw. Syn.* 80; *Lam. Enc.* ii. 305; *Willd. Sp. Pl.* v. 324; *Spr. Syst.* 86; *Desv. Prod.* 270; *Presl, Tent. Pter.* 108. *Kze. Lin.* ix. 67; xxiii. 233; *Kl. Lin.* xx. 356; *Hook. et Grev. Icon. Fil.* t. 72; *Fée, Gen.* 191.

*dentatum*, *Krauss.*—*Asplenium Kraussii*.

*dentex*, *Sol. MS.* (? *Sweet: Kze.*)—*Asplenium præmorsum*,  $\beta$ .

*dentex*, *Lowe.*—*Asplenium erectum*.

denticulatum, *Bl. Enum.* 186.—Java.

*denticulatum*, *J. Sm.*—*Athyrium tenuifrons*.

*denticulosum*, *Desv.*—*Diplazium denticulosum*.

*denticulosum*, *M. et Gal.*—*Diplazium lonchophyllum*.

deparioides, *Brack. U.S. Expl. Exped.* xvi. 172.—Sandwich Islands.

depauperatum, *Fée, Iconogr. Nouv.* 52, t. 15, fig. 3.—Bolivia (*Weddell* 4235.)

*depauperatum*, *Wall.*—*Asplenium laciniatum*,  $\beta$ .

[*depressum*, *Loud. Hort. Brit.* 494 (ed. 1850); *Kze. Lin.* xxiii. 233.—W. Indies.]

*dichroum*, *Kze.*—*Asplenium Trichomanes*.

*Diellii*, *A. Gray MS.*—*Asplenium patens*.

difforme, *R. Br. Prod. Fl. Nov. Hol.* 151.—New Holland (*Sieb. Syn.* 119; *Id. Fl. Mixt.* 267); New Zealand; Norfolk Island.

*Asplenium difforme*, *Spr. Syst.* 86; *Presl, Tent. Pter.* 106; *Kze. Lin.* xxiii. 233; *Endl. Prod. Fl. Norf.* 9.

*Asplenium obtusatum*, var. *Hook. Fil. Exot.* under t. 46.

dimidiatum, *Sw. Fl. Ind. Occ.* iii. 1615; *Id. Syn.* 77.—W. Indies: Jamaica, St. Domingo, Cuba (*Wright* 842); Columbia (*Moritz* i. 21; 154); New Grenada (*Lind. Schl.* 619; *Lind, F. and Schl.* 1689), Caraccas (*Birschel*); Peru (*Mathews* 3298; *Spruce* 4753).

*Asplenium dimidiatum*, *Willd. Sp. Pl.* v. 327; *Poir. Enc. Supp.* ii. 509; *Schlech. Adumb.* 281, in obs.; *Spr. Syst.* 85; *Desv. Prod.* 275; *Presl, Tent. Pter.* 106; *Kl. Lin.* xx. 357; *Kze. Lin.* xxiii. 233; *Fée, Gen.* 191; *Liebm. Mex. Bregn.* 94; *Metten. Fil. Lips.* 77, t. 13, fig. 22.

? *Asplenium caryotoides*, *Presl, Tent. Pter.* 107 (Martinique—*Sieb. Fl. Mixt.* 321—Pr.)

*Asplenium zamiaefolium*, Lodd. *Bot. Cab.* t. 852; *Spr. Syst.* 84, excl. syn. Br.; *Kze. Schkuhr, Supp.* i. 103, t. 48, excl. syn. præf. Lodd.—f. Pr.; *Id. Bot. Zeit.* iii. 284; *Lowe, Ferns*, v. t. 33 A; *J. Sm. Cat. Ferns* 44.  
*Tarachia dimidiata*, Presl, *Epim. Bot.* 76.  
 ?*Tarachia caryotoides*, Presl, *Epim. Bot.* 76.

*dimidiatum*, Hort. : Lowe.—*Asplenium brasiliense*.

*dimorphum*, Kze. *Lin.* xxiii. 233.—Norfolk Island.

*Asplenium diversifolium*, A. Cunn. *Loud. Hort. Brit. Supp.* 581; *J. Sm. Hook. Journ. Bot.* iv. 174; *Id. Bot. Mag.* 1846, *Comp.* 29; *Endl. Prod. Fl. Norf.* 10; *Houlst. et Moore, Gard. Mag. Bot.* iii. 261; *Lowe, Ferns*, v. t. 17.

*diodon*, Fée, *Gen.* 191, 195.—Philippine Islands.

*diplazioides*, Bory, *Bel. Voy.* ii. 51.—Java.

*diplazioides*, Hook. et Arn.—*Diplazium Arnottii*.

*discolor*, Kze.—*Asplenium auriculatum*.

*discolor*, Pappe et Raws.—*Asplenium flexuosum*.

*discolor*, Colenso MS.—*Asplenium falcatum*.

*dispersum*, Kze. *Lin.* xxiii. 233.—Trop. America; Jamaica.—Sloane, *Jam.* t. 33, fig. 1.

*Asplenium dispersum*, *J. Sm. Cat. Ferns*, 46; *Metten. Fil. Lips.* 76, t. 9, fig. 5—6.

*Asplenium bissectum*, Hort.

*Asplenium bipartitum*, Link, *Hort. Ber.* ii. 64; *Id. Fil. Sp.* 92.—f. Kze.

*Asplenium sulcatum*, Presl, *Tent. Pter.* 106.—f. Kze.

*dissectum*, Brack. *U. S. Expl. Exped.* xvi. 170, t. 24, fig. 1.—Sandwich Islands.

?*dissectum*, Gmel.—*Asplenium sulcatum*.

*dissectum*, Poir.—*Asplenium bissectum*.

*disssectum*, Link.—*Asplenium cicutarium*.

*dissectum*, J. Sm. MS.—*Asplenium brachypterum*.

*dissectum*, Nutt. MS.—*Athyrium scandicinum*.

*distans*, Fée, *Gen.* 192, 198.—Mexico (*Galeotti* 6579)

*distans*, Don.—*Athyrium distans*.

*distans*, Brack.—*Asplenium remotum*.

*distans*, Colenso MS.—*Asplenium falcatum*.

[*divaricatum*, Wall. *Cat.* 2204 (not in Hb.)—Singapore.

*Asplenium marginatum*, Wall. *Hb.*]

*divaricatum*, Kze.—*Asplenium myriophyllum*,  $\beta$ .

*diversifolium*, Bl. *Enum.* 175.—Java (*Zoll.* 2628, 2917.)

*Asplenium diversifolium*, Kze. *Bot. Zeit.* vi. 146.

*Asplenium heterophyllum*, Zippel. *Hb.*—f. Kze.

*diversifolium*, Wall.—*Diplazium diversifolium*.

*diversifolium*, A. Cunn.—*Asplenium dimorphum*.

*dolabella*, "Kze." Fée, *Gen.* 191.—S. Africa.

Doreyi, *Kze. Anal. Pter.* 23.—New Guinea.

Asplenium Doreyi, *Fée, Gen.* 191.

Asplenium pteropus, *Bory Hb.*—f. Kze.

Douglasii, Hook. et Grev.—Antigramma plantaginea.

Dregeanum, *Kze. Lin.* x. 517.—S. Africa; Natal (*Plant* 310).

Asplenium Dregeanum, *Kze. Schkuhr. Supp.* i. 53, t. 27; *Fée, Gen.* 191, 192; *Moore, Hook. Kew Journ. Bot.* v. 226; *Pappe et Raws. Syn. Fil. Afr. Aust.* 22.

drepanophyllum, *Kze. Lin.* ix. 66.—Peru.

drepanopteron, A. Br.—Athyrium oxyphyllum.

dubium, *Brack. U.S. Expl. Exped.* xxi. 172.—Feejee Islands.

dubium, Gaud.—Antigramma brasiliensis.

dubium, A. Br.—Diplazium radicans.

ebeneum, *Aiton, Hort. Kew.* iii. 462.—N. America: New-haven, Pennsylvania, Carolina, New Orleans (*Drummond* 500), Florida; St. Thomas; Bermudas: S. Africa.—*Pluk.* t. 89, fig 8; t. 287, fig 2.

Asplenium ebeneum, *Sw. Syn.* 79; *Willd. Sp. Pl.* v. 329 (ebenum); *Spr. Syst.* 85; *Desv. Prod.* 271; *Presl, Tent. Pter.* 108; *Link, Fil. Sp.* 91; *Kze. Lin.* x. 515; xxiii. 234; *Lodd. Bot. Cab.* t. 5; *Fée, Gen.* 192; *Metten. Fil. Lips.* 78; *A. Gray, Bot. N.U. States* 594; *Pappe et Raws. Syn. Fil. Afr. Aust.* 19; *Lowe, Ferns.* v. t. 2.

Asplenium polypodioides, *Sw. Schrad. Journ.* 1800, ii. 53; *Id. Syn. Fil.* 79, 272; *Schkuhr, Crypt.* 67, t. 73.

Asplenium trichomanoides, *Mich. Fl. Bor. Amer.* ii. 265; *Kze. Sillb. Journ.* 2 ser. vi. 85; *Id. Bot. Zeit.* viii. 482.

Acrostichum platyneuron, *Lin. Sp. Pl.* 1527; *Lam. Enc.* i. 26.

Polypodium auriculatum, *Lin. Hb.*

eburneum, J. Sm.—Athyrium oxyphyllum.

elachophyllum, F. Müll. MS.—Asplenium Trichomanes.

elasticum, *Fée, Gen.* 191, 196.—India.

elatus, *Link.*—Athyrium asplenioides.

elegans, *Metten.*—Callipteris fraxinifolia.

elongatum, *Sw. Syn.* 79.—Marianne Isles; Philippine Isles (*Cuming* 163); Singapore, Penang; Borneo; Java (*Zolling.* 2220, 2935); Ceylon (*Gardn.* 1078; *Coll. Perad.* 1007); Tahiti; Dangerous Archipelago; Nucahiva; ? Khasya.

Asplenium elongatum, *Willd. Sp. Pl.* v. 318; *Poir. Enc. Supp.* ii. 507; *Spr. Syst.* 83; *Desv. Prod.* 273; *Presl, Tent. Pter.* 107; *Kze. Bot. Zeit.* vi. 174; *Fée, Gen.* 191; *J. Sm. Hook. Journ. Bot.* iii. 408.

Asplenium caudatum, *Cav. Prælect.* (1801) 256.

Asplenium productum, *Presl, Rel. Hænk.* i. 42, t. 8, fig. 1.

elongatum, *Salisb.*—Scolopendrium vulgare.

emarginato-dentatum, *Zenker. MS.*: *Kze. Linnæa* xxiv. 263—India: Neilgherries (*Schmid* 2.)



*emarginatum*, *Pal. de Beauv. Fl. d'Oware* ii. 6, t. 61.—  
Prince's Island, Gulf of Guinea.

*Asplenium emarginatum*, *Poir. Enc. Supp.* ii. 504; *Desv. Prod.* 275.

*enatum*, *Brack. U.S. Expl. Exped.* xvi. 153, t. 21, fig. 1.—  
Sandwich Isles.

*ensifolium*, *Wall. MS.*—*Asplenium ensiforme*.

*ensiforme*, *Wall. Cat.* 200.—India: Nepal, Simla, Kumaon,  
Sikkim (*Hook. fil. et Th.* 169), Assam, Malabar; Ceylon  
(*Gardn.* 1334; *Coll. Perad.* 1334; *Hook. fil. et Th.* 168.)

*Asplenium ensiforme*, *Hook. et Grev. Icon. Fil.* t. 71 (excl. syn.)

*Asplenium ensifolium*, *Wall. MS.*

*erectum*, *Bory MS.: Willd. Sp. Plant.* v. 328.—Mascaren  
Islands; S. Africa (*Zeyh.* 4629; *Krauss* 735), Natal;  
Tristan d'Acunha; Java (*Bl.*); Sandwich Islands (*Gaud.*);  
New Holland (*Sieb. Syn.* 137; *Id. Fl. Mixt.* 262);  
? Mexico (*Galeotti* 6271.)

*Asplenium erectum*, *Poir. Enc. Supp.* ii. 510; *Spr. Syst.* 85; *Desv.*  
*Prod.* 271; *Bl. Enum.* 178; *Schlech. Adumb.* 28, t. 15; *Kze. Lin.* x.  
513; xx. 3; xxiii. 234; *Presl, Tent. Pter.* 107; ? *M. et Gal. Foug.*  
*Mex.* 61; *Gaud. Frey. Voy.* 317; *Fée, Gen.* 191; *Liebm. Mex.*  
*Bregm.* 90; *Metten. Fil. Lips.* 73; *Pappe et Raws. Syn. Fil. Afr.*  
*Aust.* 18.

*Asplenium biserratum*, *Carm. MS. Hb. Hook.*

*Asplenium dentex*, *Lowe, Ferns*, v. t. 43 A.

*Asplenium inæquilaterale*, *Willd. Sp. Pl.* v. 322.—f. *Schlech.*

*Asplenium insulare*, *Carm. Trans. Lin. Soc.* xii. 512.

*Asplenium marinum*, *Pet. Th. Fl. Trist. d'Acunha* 34.—f. *Hook.*

—β. *acuminatum* (*Kze. Lin.* x. 513).—S. Africa; New  
Holland.

*Asplenium mutilatum*, *Klfs. Enum.* 171; *Spr. Syst.* 83; *Presl, Tent.*  
*Pter.* 107.

—γ *Zeyheri*, *M.*—S. Africa: Uitenhage.

*Asplenium Zeyheri*, *Pappe et Raws. Syn. fil. Afr. Aust.* 18.

*Asplenium polymorphum*, *Eckl. et Zeyh. Hb.*

—δ. *proliferum* (*Hook. Fil. Exot.* t. 72 in part)—Tropical  
W. Africa.

*erectum*, *Metten.*—*Asplenium harpeodes*.

*erectum*, *Moritz.*—*Asplenium sordidum*.

*erectum*, v. *proliferum*, *Hook.* in part.—*Asplenium tenellum*.

*eroso-dentatum*, *Bl.*—*Asplenium resectum*, β.

*erosum*, *Lin. Sp. Pl.* 1539.—W. Indies: Jamaica, Cuba  
(*Wright* 843; *Lind.* 2017).

*Asplenium erosum*, *Lam. Enc.* ii. 306; *Sw. Syn.* 78; *Willd. Sp. Pl.*  
327; *Spr. Syst.* 85 (excl. patr. Manilla—f. Pr.); *Desv. Prod.* 247;  
*Presl, Tent. Pter.* 106; *Lowe, Ferns*, v. 25 (woodcut)

*Tarachia erosa*, *Presl, Epim. Bot.* 76.

*erosum*, Wall. MS.—*Diplazium lanceum*.  
*erosum*, Hort. Cantab.—*Asplenium falcatum*.  
*erythrocaulon*, Bl.—*Asplenium resectum*.  
*esculentum*, Presl.—*Callipteris ambigua*.  
*excisum*, Presl.—*Asplenium resectum*,  $\beta$ .  
*exile*, Heward MS.—*Asplenium Hookerianum*.  
*expansum*, Presl.—*Diplazium expansum*.  
*extensum*, Fée, *Iconogr. Nouv.* 51, t. 13, fig. 2.—New Grenada  
 (Lind. Schl. 629); Peru (Mathews 1816.)

*Fabianum*, Hombr. et Jacq. *Voy. au Pole Sud* t. 3 bis, fig.  $\xi$ .  
 —Mascaren Islands; Bonin Islands, (Mertens 77); Peel  
 Island; New Zealand; N. Holland: Sydney; ? Japan.

*Asplenium bifidum*, Hort.

*Asplenium bulbiferum*,  $\gamma$ . *tripinnatum*, Hook. *fil. Fl. N. Zeal.* ii, 34.

*Asplenium fœniculaceum*, Hort.

*Asplenium Mertensianum*, Kze. *Bot. Zeit.* vi, 526.

*Asplenium paniculatum*, Hort.

*Asplenium tremulum*, Hombr. et Jacq. *Voy. au Pole Sud* t. 3 bis, fig.  $\Delta$ .  
 (Mascaren Isl.; N. Zealand).

*Cænopteris Fabiana*, Bory MS. (Willd. *Sp. Pl.* v, 299); *Spr. Syst.* 91;  
*Desv. Prodr.* 268.

*Darea prolifera* Willd. *Sp. Pl.* v, 299; *Poir. Enc. Supp.* ii, 454.

*falcatum*, Lam. *Enc.* ii, 306.—Ceylon (*Gardn.* 24, 1080, 1081,  
 1072 in part; *Coll. Perad.* 1340; *Hook. fil. et Th.* 172);  
 India: Neilgherries (*Schmid* 124); Malabar, Khasya,  
 Mishmee, Moulmein, Pegu, Tavoy; Malacca; Philippine  
 Islands (*Cuming* 42); Java (*Zoll.* 1996, 1996a); Am-  
 boyna; Hong Kong; Louisiade Arch.; Marianne Isl.;  
 Féejee Isl.; Anietium; Samaon Isl.; Society Isl.: Tahiti,  
 Oahu; Isle of Pines; Sunday Island; Pitcairn Island  
 (*Cuming* 1384); Navigator Islands; Friendly Islands;  
 Lord Howe's Island; Norfolk Island; New South Wales:  
 Moreton Bay; New Zealand (*Ralph* 20); Bourbon.—  
 Burm. *Fl. Zeyl.* t. 43.; *Rheede, Mal.* xii, t. 18.

*Asplenium falcatum*; *Retz. Obs.* vi, 37; *Sw. Syn.* 77; *Willd. Sp. Pl.* v,  
 325; *R. Br. Prod. Fl. Nov. Holl.* 150; *Spr. Syst.* 84; *Desv. Prod.*  
 274; *Bl. Enum.* 180; *Presl. Rel. Hænk.* i, 43; *Id. Tent. Pter.* 106;  
*Wall. Cat.* 225; *Rich. Fl. N. Zeal.* 73; *Kze. Bot. Zeit.* vi, 173; *Id.*  
*Lin.* xxiii, 234; xxiv, 260 (see obs.); *Endl. Prod. Fl. Norf.* 9;  
*Fée, Gen.* 191; *J. Sm. Hook. Journ. Bot.* iv, 174.

*Asplenium cultratum*, *Gaud. Frey. Voy.* 317.

*Asplenium cultrifolium*, *Roxb. Calc. Journ. Nat. Hist.* iv, 498.

*Asplenium discolor*, *Colenso MS. Hb. Hook.*

*Asplenium distans*, *Colenso MS. Hb. Hook.*

*Asplenium erosum*, *Hort. Cantab. Hb. Hook.*

*Asplenium Forsterianum*, *Colenso, Tasm. Phil. Journ.* ii, 171.

*Asplenium intermedium*, *Klfs. Sieb. Syn.* 68; *Spr. Syst.* 84; *Fée, Gen.*  
 191.

*Asplenium Kaulfussii*, *Presl, Tent. Pter.* 106 (non Schlech.)

*Asplenium polyodon*, *Forst. Prod.* 428; *Sw. Syn.* 77, 263; *Willd. Sp.*  
*Pl.* v, 324; *Poir. Enc. Supp.* ii, 509; *Spr. Syst.* 85; *Desv. Prod.*  
 274; *Presl, Rel. Hænk.* i, 43; *Id. Tent. Pter.* 106; *Kze. Lin.* xxiii,  
 236; *Hook. fil. Fl. N. Zeal.* ii, 34 (incl.  $\beta$ .); *Lowe, Ferns.* v, t. 33 B.  
 [Gen. 23. Sp. 569.]

- Asplenium Tavoyanum, *Wall. Cat.* 1035.  
 Asplenium zamiaefolium, *Presl, Rel. Hænk.* i. 43 (excl. syn. et pat.)  
 Tarachia falcata, *Presl, Epim. Bot.* 77.  
 Tarachia Hænkeana, *Presl, Epim. Bot.* 76.  
 Tarachia polyodon, *Presl, Epim. Bot.* 76.  
 Trichomanes adiantoides, *Lin. Sp. Pl.* 1561.

—*β.* attenuatum, *Brack. U.S. Expl. Exped.* xvi. 157, t. 22, fig. 1.—Feejee Islands.

—*γ.* firmum, *M.*—St. Helena (*Cuming* 429; *Seemann* 2637); Madras; Ceylon; Mauritius.

Asplenium firmum, *Fée, Gen.* 191, 197.

Asplenium falcatum, *Roxb. Beats. St. Hel. Pl.* 299.

*falcatum*, *Rich.*—Asplenium falcifolium.

*falcatum*, *M. et Gal.*—Asplenium harpeodes.

*falcatum*, *Ham. : Don.*—Asplenium planicaule.

*falcatum*, *Thunb.*—Asplenium lunulatum.

*falcatum*, *β. laceratum*, *Kze.*—Asplenium laciniatum.

*falcatum*, *γ. abbreviatum*, *Kze.*—Asplenium planicaule.

*falcatum*, *Roxb.*—Asplenium falcatum, *γ.*

falcifolium, *M.*—Vanikoro, New Hebrides.

Asplenium falcatum, *Rich. Sert. Astrol.* 40.

("*Fil. Richardiana* e Vanicoro a nostra [*falcatum*, *Lam.*] differre videtur."—*Kze.*)

*fallax*, *Lowe MS.*—Asplenium anceps.

*falsum*, *Retz.*—Asplenium præmorsum, *δ.*

fals, *Desv. Prod.* 274.—W. Indies: Dominica, Martinique, St. Vincent's, Gaudeloupe (*L'Herm.* 6,) Portorico, Cuba (*Wright* 848 in part; *Otto* 318); Columbia (*Moritz* 243), Caraccas (*Lind.* 169), New Grenada (*Lind. Schl.* 628); French Guiana: Cayenne; B. Guiana (*Rich. Schomb.* 1556; *Rob. Schomb.* 451 in part); Surinam (*Kappl.* 1768; *Kegel* 1073); Brazil: Para (*Spruce* 38); Peru: Tarapota (*Spruce* 4675, 4676); Quito (*Jameson* 50); Bolivia; Mexico (*Schaffn.* (1854) 50).

Asplenium fals, *Kze. Lin.* xxi. 216; *Fée, Gen.* 191, t. 17, fig. 2.

Asplenium cultratum, *Sieb. Fl. Murt.* 365.

Asplenium cultrifolium, *Sieb. Syn. Fil.* 179.—*f.* *Kze.*

Asplenium hastatum, *Kl. MS. : Kze. Lin.* xxiii. 235, 305; *Fée, Gen.* 191; *Metten. Fil. Lips.* 73; *Sturm, Enum. Chil.* 28.

Asplenium pimpinellifolium, *Schaffn. MS. : Fée, Iconogr. Nouv.* 52, t. 25, fig. 5. (Mexico.)

Asplenium salicifolium, *Kl. Lin.* xx. 355.

Asplenium salicifolium, *β. semicordatum*, *Splitg. Tijdsch. Nat.* vii. 419 (excl. syn.)

Féei, *Kze. MS. : Fée, Gen.* 192, 194; *Id. Iconogr. Nouv.* 49, t. 15, fig. 2.—Mexico.

feejeense, *Brack. U.S. Expl. Exped.* xvi. 147, t. 19, fig. 1. Feejee Islands; Samoan Islands; Java.

[*Gen.* 23. *Sp.* 573.]

- fernandezianum, *Kze. Anal. Pter.* 22.—Juan Fernandez (*Cuming* 1332; *Bertero* 1532); Columbia (*Moritz* 23 b.)  
*Asplenium fernandezianum*, *Kl. Lin.* xx. 355; *Fée, Gen.* 191; *Gay, Chil.* vi. 503; *Sturm, En. Fil. Chil.* 27.  
*Asplenium alatum*, *Bertero Hb.* No. 1532.  
*Asplenium stellatum*, *Colla, Mem. Acad. Turin.* xxxix. 40, t. 69.
- ferulaceum, M.—New Grenada (*Hartweg* 1519); Quito (*Jameson* 1).
- ficifolium*, Goldm.—*Thamnopteris musæfolia*.
- Fieldingianum, M. [*ante* 43.]—India: Neilgherries (*Schmid* 7.)  
*Allantodia Fieldingiana*, *Kze. Lin.* xxiv. 268.
- filiforme*, Klfs.—*Asplenium contiguum*,  $\beta$ .  
*filipendulæfolium*, Pet. Th.—*Gymnogramma filipendulæfolia*.  
*Filix-fœmina*, Bernh.—*Athyrium Filix-fœmina*.  
*Filix-fœmina*, var. *a.* Metten.—*Athyrium asplenoides*.  
*Filix-fœmina*, var. *b.*, Metten.—*Athyrium asplenoides*,  $\beta$ .
- filamentosum, *Roxb. St. Hel. Pl.*—St. Helena.
- fimbriatum*, *Kze.*—*Asplenium varians*.  
*Finlaysonianum*, Wall.—*Asplenium macrophyllum*.  
*Finlaysonianum*, Hook. et Grev.—*Hemidictyon Hookerianum*.
- firmum, *Kze. Bot. Zeit.* iii. 283; *Id. Lin.* xxiii. 234, 304.—  
 Columbia (*Moritz* 99), Caraccas (*Moritz* i. 18, 26; *Miquel* 4), Venezuela (*Fendl.* 143, 143 $\beta$ .); Rio Grande.  
*Asplenium firmum*, *Metten. Fil. Lips.* 73.  
*Asplenium cultrifolium*, *Hort.*  
*Asplenium pelargopus*, *Moritz, Pl. Col.* 430.
- firmum*, *Fée.*—*Asplenium falcatum*,  $\gamma$ .
- fissidens, *Bory, Bel. Voy.* ii. 49.—Mauritius.
- fissum, *Kitabel MS.*: *Willd. Sp. Pl.* v. 348.—Europe; Austria, Hungary, Croatia, Dalmatia; Turkey: Mount Scardus; Naples; Ins. Gothland.  
*Asplenium fissum*, *Poir. Enc. Supp.* ii. 515; *Sagl. Fil. Hung.* 33; *Spr. Syst.* 90; *Desv. Prod.* 279; *Presl, Tent. Pter.* 109; *Rupr. Dist. Crypt. Russ.* 43; *Fée, Gen.* 190.  
*Asplenium angustifolium*, *Gussone, Pl. Rar.* t. 65.—f. *Kze.*  
*Asplenium tenuifolium*, *Gussone, Pl. Rar.* 377, t. 65; *Fée, Gen.* 190.  
*Asplenium Trettenerianum*, *Jan, Flora* (1835) xviii. 32.—f. *Kze.* (Italy.)  
*Aspidium cuneatum*, *Schkuhr, Crypt.* 198, t. 56b.  
*Athyrium cuneatum*, *Heuf. Aspl. Europ.* 65, 112.
- $\beta$ . lepidum, M.—Bohemia, S. Hungary; Italy; Russian Asia: Karabagh.  
*Asplenium lepidum*, *Presl, Verh. Vaterl. Mus.* 1836, 63, t. 3, fig. 4; *Id. Tent. Pter.* 108.  
*Asplenium brachyphyllum*, *Gasparrini*.  
*Asplenium fissum*,  $\beta$ . *latifolium*, *Rabenh. Krypt.* ii. 3, 318.  
*Tarachia lepidæ*, *Presl, Epim. Bot.* 81.

*fissum*, Wimm.—*Asplenium Adiantum-nigrum*,  $\gamma$ .

*flabellifolium*, *Sw. Syn.* 81, 273, t. 3, fig. 2.—New Holland : Victoria, Swan River; Tasmania; N. Zeal. (*Mossm.* 611.)

*Asplenium flabellifolium*, *Willd. Sp. Pl.* v. 333; *E. Br. Prod. Fl. Nov. Holl.* 150; *Poir. Enc. Supp.* ii. 511; *Spr. Syst.* 86; *Desv. Prod.* 270 (flabelliforme); *Presl, Tent. Pter.* 108; *Link, Fil. Sp.* 90; *Lodd. Bot. Cab.* t. 1567; *Hook. Exot. Fl.* t. 208; *Hook. fil. Fl. N. Zeal.* ii. 33; *Kze. Lin.* xxiii. 234; *Fée, Gen.* 191; *Metten. Fil. Lips.* 72; *Brack. U.S. Expl. Exped.* xvi. 156; *Lowe, Ferns*, v. t. 1 B.

*Asplenium flabelliforme*, *Desv. Prod.* 270.

*Asplenium flavelifolium*, *Cav. Prælect.* (1801), 258.

*flabellatum*, *Kze.*—*Asplenium radicans*.

*flabellulatum*, *Kl.*—*Asplenium radicans*.

*flabellulatum*, *Kze.*—*Asplenium myriophyllum*.

*flaccidum*, *Forst. Prod.* 426.—New Zealand (*Mossm.* 645); New Holland: Victoria, Hastings River; Tasmania; Raoul or Sunday Island; S. Africa.

*Asplenium flaccidum*, *Bernhardi, Ueber Aspl.* fig. 3; *Presl, Tent. Pter.* 106; *J. Sm. Hook. Journ. Bot.* iv. 174; *Id. Cat. Ferns*, 45; *Kze. Lin.* xxiii. 234; *Hook. fil. Fl. N. Zeal.* ii. 35; *Brack. U.S. Expl. Exped.* xvi. 167; *Lowe, Ferns*, v. t. 19.

*Asplenium appendiculatum*, v. *angustilobum*, *Müll. Lin.* xxv. 718.

*Asplenium collinum*, *Colenso MS. Hb. Hook.*

*Asplenium heterophyllum*, *Rich. Fl. N. Zeal.* 74 (excl. syn. Bory.)

*Asplenium odontites*, *E. Br. Prod. Fl. Nov. Holl.* 151; *Presl, Tent. Pter.* 106; *J. Sm. Hook. Journ. Bot.* iv. 174; *Kze. Lin.* x. 520; xxiii. 236.

*Cænopteris flaccida*, *Thunb. Nov. Act. Petrop.* ix. 158, t. D. fig. 1—2; *Spr. Schrad. Journ.* 1799, ii. 268; *Id. Syst.* 90; *Sw. Syn.* 87, 281; *Schkuhr, Crypt.* 77, t. 82; *Desv. Prod.* 266.

*Cænopteris novæ-zeelandiæ*, *Spr. Schrad. Journ.* 1799, ii. 269; *Schkuhr, Crypt.* t. 82.

*Cænopteris odontites*, *Thunb. Prod.* 172; *Id. Nov. Act. Petrop.* (1791) ix. 158, t. E. fig. 1; *Sw. Syn.* 87; *Schkuhr, Crypt.* 78 (odontides); *Spr. Syst.* 90; *Desv. Prod.* 267.

*Darea flaccida*, *Sm. Mem. Acad. Turin.* v. 409; *Willd. Sp. Pl.* v. 295; *Poir. Enc. Supp.* ii. 451; *Fée, Gen.* 332, t. 27 C, fig. 2.

*Darea odontites*, *Willd. Sp. Pl.* v. 296; *Poir. Enc. Supp.* ii. 451; *Schlech. Adumb.* 32; *Fée, Gen.* 332.

*flagelliferum*, *Fée, Iconogr. Nouv.* 83.—New Grenada (*Lind. Schl.* 63.)

*flagelliferum*, *Wall.*—*Asplenium longissimum*.

*flavelifolium*, *Cav.*—*Asplenium flabellifolium*.

*flexuosum*, *Schrad, Goett. gel. Anz.* 1818, 916.—S. Africa, (*Krauss* 737), Knysna (*Rawson* 279); Oahu; Bourbon (*Hb. Hook.*)

*Asplenium flexuosum*, *Kze. Lin.* x. 32; *Schlech. Adumb.* 39; *Pappe et Raws. Syn. Fil. Afr. Aust.* 51.

*Asplenium Bowianum*, *J. Sm. in Herb.*

*Asplenium discolor*, *Pappé et Raws. Syn. Fil. Afr. Aust.* 17.

*Asplenium lucidum pinnatifidum*, *Schlech. Adumb.* 25, t. 14, fig. b.

*Darea flaccida*,  $\beta$ . *Hook. et Arn. Beech. Voy.* 107.—f. *Hb. Hook.*

*Darea hybrida*, *Carmich. MS. : Hb. Hook.*

*flexuosum*, Wickstr.—*Diplazium radicans*.

*flexuosum*, Presl.—*Diplazium flexuosum*.

*fœcundum*, Kze.—*Asplenium compressum*.

*fœniculaceum*, *H.B.K. Nov. Gen.* i. 15.—Columbia (*Moritz* 363, large; *Hartw.* 1523), Venezuela (*Lind. F. and Schl.* 959, 1011); New Grenada (*Lind. Schl.* 632 large, 883); Peru (*Mathews* 1110, large) Quito (*Jameson* 2, 271); Valparaiso (*Cuming* 324); Organ Mountains (*Brack.*); Mexico (*Jurgensen* 944); W. Indies: Cuba (*Wright* 857).

*Asplenium fœniculaceum*, *Poir. Enc. Supp.* v. 659; *Spr. Syst.* 90; *Hook. et Grev. Icon. Fil.* t. 92; *Kl. Lin.* xx. 352; *Fée, Gen.* 192; *Brack. U.S. Expl. Exped.* xvi. 169; *Sturm, Enum. Chil.* 27.

*Asplenium abrotanoides*, *Presl, Rel. Hænk.* i. 47, t. 8, fig. 2; *Id. Tent. Pter.* 108; *Spr. Syst.* 89; *Fée, Gen.* 192.

*Asplenium coriifolium*, *Liebm. Mex. Bregn.* 97.

*Cænopteris fœniculacea*, *Desv. Prod.* 268.

*fœniculaceum*, Hort.—*Asplenium Fabianum*.

*foliolosum*, Wall.—*Athyrium foliolosum*.

*fontanum*, *Bernh. Schrad. neues Journ.* 1806, i. part 2, 26.—Europe: Great Britain; France: Arles, Jura; Belgium, Switzerland, Spain, Hungary, Naples, Greece; Kashmir; Siberia. (? Shanghai, Hong Kong, Japan.)—*Pluk.* t. 89, fig. 2.

*Asplenium fontanum*, *B. Br. Prod. Fl. Nov. Holl.* 150; *Spr. Syst.* 86; *Link, Fil. Sp.* 95; *Sadl. Fil. Hung.* 26; *J. Sm. Hook. Journ. Bot.* iv. 174; *Kze. Lin.* xxiii. 234; *Metten. Fil. Lips.* 77; *Lowe, Ferns*, v. t. 21 B.

*Asplenium Halleri*, *Spr. Syst.* iv. 88; *Sadl. Fil. Hung.* 29; *Link, Fil. Sp.* 95; *Koch, Syn.* ed. 2, 982; *Ledeb. Fl. Ross.* iv. 519; *Kze. Lin.* xxiii. 235 (excl. syn. Hoffm.)

*Aspidium fontanum*, *Sw. Schrad. Journ.* 1800, ii. 40; *Id. Syn.* 57; *Schkuhr, Crypt.* 52, t. 53; *Willd. Sp. Pl.* v. 272; *Eng. Bot.* xxix. t. 2024.

*Aspidium Halleri*, *Willd. Sp. Pl.* v. 274; *Poir. Enc. Supp.* iv. 518.

*Athyrium fontanum*, *Roth, Fl. Germ.* iii. 59; *Desv. Prod.* 266; *Presl, Tent. Pter.* 98; *Fée, Gen.* 186.

*Athyrium Halleri*, *Roth, Fl. Germ.* iii. 60; *Presl, Tent. Pter.* 98 *Fée, Gen.* 186; *Metten. Fil. Lips.* 77.

*Polypodium fontanum*, *Lin. Sp. Pl.* 1550; *Bolt. Fil.* 38, t. 21; *Sw. Syn. Fil.* 67; *Poir. Enc.* v. 526.

*formosum*, *Willd. Sp. Pl.* v. 329.—Columbia (*Moritz* i. 42), Venezuela (*Moritz* 56; *Lind. Schl.* 835; *Funcke* 443; *Fendl.* 133), Caraccas, New Grenada (*Lind. Schl.* 58; *Lind.* 1153); B. Guiana (*Rich. Schomb.* 1661 dwarf); Brazil (*Gardn.* 5313; *Claussen* 59; *Regn.* i. 487); Guatemala; Mexico (*Galeotti* 6314, 6471; *Leibold* 23); Central America, (*Barclay* 2688); Panama; Galapagos (*Cuming* 108); W. Indies: Jamaica, Cuba (*Wright.* 854; *Otto* 927; *Lind.* 2024), Guadeloupe (*L'Herm.* 10), Martinique; India: Kumaon (*Hook. fil. et Th.* 193, Malabar, Ceylon (*Col. Perad.* 3487; Congo.

[*Gen.* 23. Sp. 587]

*Asplenium formosum*, Poir. *Enc. Supp.* ii. 510; *Spr. Syst.* iv. 85; *Desv. Prod.* 271; *Presl, Rel. Hænk.* i. 44; *Id. Tent. Pter.* 107; *Schlech. Lin.* v. 613; *Kze. Lin.* ix. 67; xviii. 332; xxiii. 234; *Id. Bot. Zeit.* iii. 285; *Kl. Lin.* xx. 355; *Sieb. Syn. Fil.* 174; *Id. Fil. Mart.* 246; *H.B.K. Nov. Gen.* i. 15; *M. et Gal. Foug. Mex.* 59; *Fée, Gen.* 191; *Liebm. Mex. Bregn.* 89; *Hook. Fil. Exot.* t. 16; (not good); *Lowe, Ferns*, v. t. 43 B.

*Asplenium incisum*, R. Br. *MS. Hb. Mus. Brit.* (Congo.)

*Asplenium odontophyllum*, Wall. *Cat.* 2216 (India.)

—  $\beta$ . *subalatum*, Hook. *Fil. Exot.* sub. t. 16.—Mexico; Columbia (*Cuming* 1287.)

*Asplenium subalatum*, Hook. et Arn. *Beech. Voy.* 312. t. 71.

—  $\gamma$ . *parvulum*, Fée, *Cat. Lith. Foug. Mex.* 16.—Mexico (*Galeotti* 6499; *Schaffn.* (1854) 56).

*formosum*, Sieb. (Fl. Mixt.)—*Diplazium tomentosum*.

*Forsterianum*, Colenso.—*Asplenium falcatum*.

*Forsteri*, Sadl.— { *Asplenium Adiantum-nigrum*,  $\gamma$ . (*Heufl.*)  
*Asplenium obovatum*, (*Kze.*)

*fragile*, Presl, *Tent. Pter.* 108.—Andes of Peru (*Lechl.* 2686); Columbia (*Moritz.* 326); Mexico (*Ehrenb.* 880); Sandwich Isles (*Dougl.* 49, elongated.)

*Asplenium fragile*, *Kze. Lin.* xiii. 140; *Kl. Lin.* xx. 355; *Fée, Gen.* 191; *Liebm. Mex. Bregn.* 88; *Metten. Fil. Lechl.* 15; *Hook. Icon. Pl.* t. 932.

*Asplenium minutum*, Willd. *Hb.* 19915 (Humb.)—f. Kl.

*Asplenium stoloniferum*, Presl, *Rel. Hænk.* i. 44, t. 6, fig. 4 (excl. syn.)

*fragillimum*, Jacq. MS.—*Cystopteris fragilis*.

*fragrans*, Sw. *Prod.* 130; *Id. Syn.* 84.—W. Indies: Jamaica, Cuba (*Wright* 257 in part), Dominica, Gaudeloupe; Veraguas; Chiapas (*Lind.* 1534, slender); Brazil, St. Catherine's; Quito.—*Pluk.* t. 282, fig. 1. (mala—*Willd.*)

*Asplenium fragrans*, Willd. *Sp. Pl.* v. 345; *Poir. Enc. Supp.* ii. 515; *Spr. Syst.* 89; *Desv. Prod.* 278; *Presl, Tent. Pter.* 108; *Kze. Lin.* xxiii. 234; *Fée, Gen.* 191.

*Asplenium planicaule*, *Lowe, Ferns*, v. t. 10.

*Tarachia fragrans*, Presl, *Epim. Bot.* 80.

*fragrans*, Hook.—*Asplenium odoratum*.

*fragrans*, Schkuhr.—*Asplenium præmorsum*,  $\beta$ .

*fraternum*, Presl.—*Asplenium resectum*.

*fraxinifolium*, Wall.—*Diplazium fraxinifolium*.

*frondosum*, Wall.—*Diplazium frondosum*.

*fruticosum*, Arrab.—*Didymochlæna lunulata*.

*Funckii*, Fée, *Iconogr. Nouv.* 84, in obs.—Columbia (*Funcke*, 655.)

*furcatum*, Thunb.—*Asplenium præmorsum*,  $\beta$ .

*furcatum*, Schkr.—*Asplenium præmorsum*,  $\delta$ .

*furcatum*, Wall.—*Asplenium præmorsum*.

*furcatum*, J. Sm.—*Asplenium inæquale*.

*furcatum*, Jacquem.—*Asplenium septentrionale*.

*furcatum*, *β. latum*, Desv.—*Asplenium præmorsum*, *δ*.

*furcatum*, *γ. angustifolium*, Desv.—*Asplenium præmorsum*, *β*.

*furcatum*, *γ. et δ.*, Bl.—*Asplenium præmorsum*, *β*.

*furcatum*, *v. macrum*, Fée.—*Asplenium præmorsum*, ? *β*.

*furcatum*, *v. millefoliatum*, Hook. fil. MS.—*Asplenium Richardi*.

*furcatum*, *v. validum*, Kze.—*Asplenium præmorsum*, *γ*.

Galeotti, *Fée, Gen.* 192; *Id. Iconogr. Nouv.* 50, t. 16, fig. 2; *Id. Cat. lith. Foug. Mex.* 16.—Mexico (*Galeotti* 6369, 6370; *Schaffn.* (1855), 324; (1856) 476); Guatemala; Peru; Quito (*Jameson* 270); Venezuela (*Lind. Schl.* 836, 840); New Grenada (*Lind. Schl.* 325.)

*Asplenium arcuatum*, *Liebm. Mex. Bregn.* 89; *Fée, Cat. lith. Foug. Mex.* 36.

*Asplenium curvatum*. "Liebm." (*Gal.* 6370); *Fée, Cat. lith. Foug. Mex.* 16.

*Asplenium inæquilaterale*, *M. et Gal. Foug. Mex.* 57.

*geminaria*, Bory.—*Asplenium præmorsum*.

*gemmiferum*, *Schrad. Goett. gel. Anz.* 1818, 916.—S. Africa (*Zeyh.* 4628), Natal (*Krauss* 738.)

*Asplenium gemmiferum*, *Kze. Lin.* x. 510; *Presl, Tent. Pter.* 108; *Fée, Gen.* 191; *Pappe et Raws. Syn. Fil. Afr. Aust.* 17.

*Asplenium lucidum*, *Schlech. Adumb.* 25, t. 14, fig. a (excl. plur. syn.)

*germanicum*, *Weis, Pl. Crypt.* 299—N. et Centr. Europe: Great Britain, France, Italy, Piedmont, Switzerland, Tyrol, Germany, Hungary, Carpathian Mts., Bukowina, Transylvania, Croatia, Dalmatia, Belgium, Sweden, Norway, Finland, Gothland.—*Breyn. Cent.* t. 97.

*Asplenium germanicum*, *Lam. Enc.* ii. 309; *Willd. Sp. Pl.* v. 330; *Sadl. Fil. Hung.* 26; *Spr. Syst.* 86; *Desv. Prod.* 277; *Presl, Tent. Pter.* 108; *Rupr. Dist. Crypt. Ross.* 43; *Sturm, Farn.* t. 5; *Lowe, Ferns.* t. 3 B.

*Asplenium alternifolium*, *Wulf. Jacq. Misc.* ii. 51, t. 5, fig. 2; *Sm, Fl. Brit.* iii. 1130; *Id. Eng. Bot.* xxxii. t. 2258; *Wahl. Fl. Suec.* 674; *Fries, Fl. Scan.* 207.

*Asplenium Breynii*, *Retz. Obs.* i. 32; *Sw. Syn.* 85; *Sckuhr, Crypt.* 77, t. 81; *Sv. Bot.* t. 534; *Fries, Summa* 82; *Koch, Syn.* ed. 2, 983; *Ledeb. Fl. Ross.* iv. 520; *Kze. Lin.* xxiii. 232; *Fée, Gen.* 190; *Metten. Fil. Lips.* 76.

*Asplenium murale*, *β. Bernh. Schrad. Journ.* "i. 312."

*Asplenium Ruta-muraria*, var., *Bernh.*

*Amesium germanicum*, *Newm. Brit. Ferns.* ed. 2, 10; ed. 3, 258.

*Phyllitis heterophylla*, *Manch, Meth.* 724.

*Scolopendrium alternifolium*, *Roth, Fl. Germ.* iii. 53.

*Tarachia germanica*, *Presl, Epim. Bot.* 79.

*gibbosum*, *Fée, Gen.* 191, 195.—Gaudeloupe, Mexico.

*Gilliesianum*, *Hook. et Grev. Icon. Fil.* t. 73.—Andes of Peru.



Asplenium Gilliesianum, *Presl, Tent. Pter.* 108; *Sturm, En. Chil.* 27.  
Asplenium Gilliesii, *Hook. Exot. Fl.* sub. t. 208.

*Gilliesii*, Hook.—Asplenium Gilliesianum.

*glaberrimum*, Metten.—Diplazium glaberrimum.

*glandulosum*, Loisel.—Asplenium Petrarchæ.

*gracile*, *Fée, Gen.* 191, 198; *Id. Iconogr. Nouv.* 52, t. 27, fig.

1.—Philippine Islands (*Cuming* s. n.)

*gracile*, Don.—Athyrium tenuifrons,  $\beta$ . tenellum.

*gracile*, Pappe et Raws.—Asplenium Pappæi.

*gradatum*, Arrab.—Diplazium radicans.

*graminoides*, Sw.—Monogramma furcata.

*grammitoides*, Hook.—Diplazium grammitoides.

*grammitis*, Wall. Hb.—Osmunda javanica,  $\delta$ .

*grande*, Sw. *Syn. Fil.* 77.—Marianne Isles.

Asplenium grande, *Willd. Sp. Pl.* v. 311; *Poir. Enc. Supp.* ii. 504; *Spr. Syst.* 81.

Asplenium macrophyllum, *Cav. Prælect.* (1801) 259; *Desv. Prod.* 276.

*grande*, *Fée*.—Asplenium achilleæfolium.

*grandifolium*, Sw.—Diplazium grandifolium.

Gourlieanum, M.—Penang.

*Grevillii*, Wall.—Thamnopteris Grevillii.

Griffithianum, *Hook. Icon. Pl.* t. 928.—India: Mishmee.

*Halleri*, Spr.—Asplenium fontanum.

*Harovii*, Har.—Asplenium Trichomanes,  $\gamma$ .

harpeodes, *Kze. Lin.* xviii. 329.—Caraccas (*Lind.* 181, 197),  
Venezuela (*Moritz* 248; *Fendl.* 135, 137), New Grenada  
(*Lind. Schl.* 395, 588, ? 600); Equador (*Seem.* 950);  
Brazil: Organ Mountains (*Gardn.* 164); B. Guiana  
(*Rich. Schomb.* 1212); Peru (*Mathews* 1100; *Lechl.*  
2106); Quito; Pichincha (*Jameson* 269); Bolivia;  
Mexico (*Galeotti* 6407; *Schaffn.* (1855) 55; *Leibold*  
26); Jamaica; ? St. Vincent's; ? W. Africa.

Asplenium harpeodes, *Kl. Lin.* xx. 353; *Lieb. Mex. Breg.* 90; *Fée, Cat. Lith. Foug. Mex.* 16.

Asplenium auriculatum, *Kl. MS.*—f. Kl.

Asplenium erectum, *Metten. Fil. Lechl.* 15.

Asplenium ? falcatum, *M. et Gal. Foug. Mex.* 58.

Asplenium parasiticum, *Miers MS.*

Asplenium pendulum, *Fée, Gen.* 192, 196.

*hastatum*, Kl. MS.: *Kze.*—Asplenium falx.

Hemionitis, *Lin. Sp. Pl.* 1536; *et Hb.*—S. Europe: Spain,  
Portugal; N. Africa: Tangiers, Algiers; Azores (*Hochst.*  
178); Canaries, Teneriffe (*Bourgeau* 33); Madeira; Cape  
de Verd Isles.—*Pluk. t.* 287, fig. 4; *Tourn. Inst. t.* 322 B.

*Asplenium Hemionitis*, *Ait. Hort. Kew*, v. 514; *Brot. Fl. Lusit.* ii, 398; *Hook. Bot. Mag.* t. 4911; *J. Sm. Cat. Ferns* 43.

*Asplenium palmatum*, *Lam. Enc.* ii. 302; *Sw. Syn.* 75; *Schkuhr, Crypt.* 62, t. 66; *Cav. Prælect.* (1801) 255; *Willd. Sp. Pl.* v. 306; *Spr. Syst.* 81; *Desv. Prod.* 269; *Lodd. Bot. Cab.* t. 868; *Klfs. Enum.* 166; *Presl, Tent. Pter.* 106; *Link, Fil. Sp.* 87; *Fée, Gen.* 190, 191; *Brack. U.S. Expl. Exped.* 148; *Heust. Aspl. Europ.* 9 (excl. fig. Lam.); *Lowe, Ferns* v. t. 6.

*Tarachia palmata*, *Presl, Epim. Bot.* 75.

—*β. multifidum*, M.—Madeira.

*Hemionitis*, Lam.—*Scolopendrium Hemionitis*.

*Hemionitis*, Lour.—? *Selliguea Finlaysonian*.

*hemionitoides*, Roxb.—*Diplazium tomentosum*.

*Hendersoni*, *Houlst. Gard. Mag. Bot.* iii. 259.—? . . . . .

*Asplenium Hendersoni*, *Lowe, Ferns* v. t. 12 A.

herbaceum, *Fée, Iconograph. Nouv.* 55, t. 22, fig 3.—New Grenada (*Lind. Schl.* 326); Quito.

heterocarpum, *Wall. Cat.* 218.—India (*Hook. fl. et Th.* 188): Nepal, Sikkim, Khasya, Assam, Moulmein; Borneo; Ceylon (*Gardn.* 1076; *Col. Perad.* 1006).

heterochroum, *Kze. Lin.* ix. 67.—Cuba; Mexico (*Galeotti* 6444).

*Asplenium heterochroum*, *M. et Gal. Foug. Mex.* 60; *Fée, Gen.* 192; *Id. Cat. lith. Foug. Mex.* 16; *Liebm. Mex. Bregm.* 88.

*Asplenium melanocaulon*, *Pöpp. Fil. Cub. exsic.*—f. *Kze.*

heterodon, *Bl. Enum.* 179.—Java.

*Asplenium heterodon*, *Kze. Lin.* xxiii. 235; *Metten. Fil. Lips.* 72, t. 8, fig. 1—2.

*heterodon*, Moritz.—*Asplenium nigrescens*.

*heterodon*, Hort. Amstel.—*Asplenium vulcanicum*.

*heterophyllum*, Presl.—*Asplenium pumilum*.

*heterophyllum*, Rich.—*Asplenium flaccidum*.

*heterophyllum*, Zippel.—*Asplenium diversifolium*.

*heterophyllum*, Ham. Hb.—*Callipteris ambigua*.

*Hilsenbergii*, Sieb.—*Asplenium pellucidum*.

*Hippomarathrum*, Kze. Hb.—*Loxoscapha Lindeni*, β.

*hirsutum*, Heyne, Hb.: Wall.—*Asplenium præmorsum*.

*hirtum*, Klfs.—*Asplenium pellucidum*.

*Hohenackerianum*, Kze.—*Athyrium Hohenackerianum*.

*Hookerianum*, *Colenso, Tasm. Phil. Journ.* ii. 169.—New Zealand (*Ralph* 64, 66).

*Asplenium adiantoides*, *Raoul, Ann. Sc. Nat.* 1844, ii. 115; *Id. Choix. Pl. N. Zeal.* 10, t. 1, (non Raddi); *Hook. fil. Fl. N. Zeal.* ii. 35.

*Asplenium adiantoides*, v. *Hookeriana*, *Hook. fil. Fl. N. Zeal.* ii. 35.

*Asplenium adiantoides*, v. *minus*, *Hook. fil. in Hook. Icon. Pl.* t. 983.

*Asplenium petiolatum*, *Colenso MS.*: *Hb. Hook.*

—*β. Colensoi*, M.—New Zealand (*Ralph* 65).

*Asplenium Colensoi*, *Colenso, Tasm. Phil. Journ.* ii. 170 (as *Colensii*).  
*Asplenium adiantoides v. Colensoi*, *Hook. fl. in Hook. Icon. Pl.* t. 984;  
*Id. Fl. N. Zeal.* ii. 35.

*Hookerianum*, Wall. (2682).—*Hemidictyum Hookerianum*.

*Hookerianum*, Wall. (7090).—*Diplazium fraxinifolium*.

*Hookeri*, Bojer MS.—*Athyrium scandicinum*.

*horridum*, *Klfs. Enum.* 173.—Sandwich Isles: Oahu; Java.

*Asplenium horridum*, *Spr. Syst.* 86; *Hook. et Arn. Beech. Voy.* 106;  
*Gaud. Freyc. Voy.* 318; *Brack. U.S. Expl. Exped.* 158.  
*Asplenium præmorsum*, *Bl. MS.: Hb. J. Sm.*  
*Asplenium truncatum*, *Bl. Enum.* 184.

*humile*, Spr.—*Asplenium pumilum*.

*humile*, Bl.—*Asplenium Adiantum-nigrum*.

*hymenophylloides*, Fée.—*Asplenium pumilum*.

*imbricatum*, *Hook. et Grev. Icon. Fil.* t. 165.—Andes of Peru: Pichincha.

*Asplenium imbricatum*, *Presl, Tent. Pter.* 108; *Fée, Gen.* 192; *Brack. U.S. Expl. Exped.* xvi. 159.

*inæquale*, *Kze. Bot. Zeit.* vi. 176, in obs.—Mascaren Isles (? *Sieb. Fl. Mixt.* 313.)

*Asplenium bifidum*, *Presl, Tent.* 109, t. 3, fig. 19; *J. Sm. Cat. Ferns* 82.  
*Asplenium bipartitum*, *Bojer MS.: Hb. Hook.*  
*Asplenium Bojerianum*, *Heward MS. in Hb.*  
*Asplenium furcatum*, *J. Sm. Cat. Ferns* 45.  
*Cænopteris furcata*, *Wall. Cat.* 238.  
*Cænopteris inæqualis*, *Bory, MS. (Willd. 298)*; *Spr. Syst.* 91; *Desv. Prod.* 267.

*Darea bifida*, *Klfs. Sieb. Syn.* 56; *Fée, Gen.* 332.

*Darea inæqualis*, *Willd. Sp. Pl.* v. 298; *Poir. Enc. Supp.* ii. 454; *Fée, Gen.* 332, t. 27 C, fig. 1.

*Darea intermedia*, *Klfs. Sieb. Syn.* 56 in part.

*Darea vivipara*, *Ham. Hb.*

—*β. bifido-furcatum*, M.—Mauritius.

*Darea bifida*, *Bory. Bel. Voy.* ii. 54.

*inæquilaterale*, “*Leib.*” · *Fée, Cat. lith. Foug. Mex.* 17.—Mexico.

*inæquilaterale*, Willd.—*Asplenium erectum*.

*inæquilaterale*, M. et Gal.—*Asplenium Galeottii*.

*inciso-alatum*, M.—Island of Assumption.

*incisum*, *Thunb. Trans. Lin. Soc. Lond.* ii. 342.—Japan (*Zoll.* 3.)

*Asplenium incisum*, *Sw. Syn.* 81; *Willd. Sp. Pl.* v. 330; *Poir. Enc. Supp.* ii. 510; *Spr. Syst.* 85 (sub. *A. Trichomanes*); *Desv. Prod.* 271; *Kze. Bot. Zeit.* vi. 523.

*Asplenium Trichomanes*, *Thunb. Fl. Jap.* 334.

*incisum*, Opiz.—*Asplenium Adiantum-nigrum*, *γ.*

*incisum*, J. Sm.—*Athyrium costale*.

*incisum*, R. Br. MS.—*Asplenium formosum*.

*insigne*, Bl.—*Asplenium nitidum*.

*insigne*, Liebm.—*Asplenium serra*.

insiticum, *Brack. U.S. Expl. Exped.* xvi. 161, t. 22, fig 2.—  
Sandwich Isles.

*insulare*, Carm.—*Asplenium erectum*.

integerrimum, *Spr. Nov. Act. N.C.* x. 231; *Id. Syst.* 81.—  
W. Indies: Portorico; Cuba (*Lind.* 1891, 1911; *Wright*  
841); Panama (*Seemann* 361); Columbia (*Moritz* 177);  
Caraccas (*Funck* 684); B. Guiana (*Rob. Schomb.* 451 in  
part); Surinam (*Kappl.* 1769; *Kegel* 1063; *Hostm.* 879);  
Para (*Spruce* 37.)

*Asplenium integerrimum*, *Presl, Tent. Pter.* 107; *J. Sm. Hook. Lond.*  
*Journ. Bot.* i. 199; *Id. Bot. Herald*, i. 236; *Kl. Lin.* xx. 352; *Kze.*  
*Lin.* xxi. 216, in obs.

*Asplenium cultrifolium Kl. MS.*—f. Kl.

*Asplenium Kapplerianum, Kze. Lin.* xxi. 216.

*Asplenium salicifolium, Splitg. Tijdsch. Nat.* vii. 418 (excl. syn. et β.)

*integerrimum*, Wall. MS.: Hook. et Grev.—*Hemidictyum*  
*Hookerianum*.

*integrifolium*, Metten.—*Oxygonium integrifolium*.

*integrum*, Fée, *Gen.* 190, 193.—Gaudeloupe.

*intermedium*, Presl.—*Asplenium viride*.

*intermedium*, Bl.—*Asplenium macrophyllum*.

*intermedium*, Klfs.—*Asplenium falcatum*.

*japonicum*, *Thunb. Fl. Jap.* 334.—Japan.

*Asplenium japonicum*, *Lam. Enc.* ii. 308; *Sw. Syn.* 82; *Willd. Sp. Pl.*  
v. 336; *Spr. Syst.* 87; *Desv. Prod.* 276; *Kze. Bot. Zeit.* vi. 524.

*japonicum*, Kze.—*Onychium japonicum*.

*javanicum*, Bl.—*Allantodia Brunoniana*.

*juglandifolium*, Lam.—*Diplazium juglandifolium*.

*Kapplerianum*, Kze.—*Asplenium integerrimum*.

*Karstenianum*, *Kl. Bot. Zeit.* iv. 101; *Id. Lin.* xx. 353.—  
Columbia (*Moritz* 366, 429), Venezuela (*Fendl.* 140, 434);  
Orinoco; Brazil (*Gard.* 171; 5941 larger and less cren.);  
Peru (*Lechl.* 2295); Tarapota; ? Mexico (*Galeotti*  
6270); W. Indies: Jamaica, Gaudeloupe, Portorico.

*Asplenium Karstenianum*, *Fée, Gen.* 192; *Metten. Fil. Lechl.* 15.

*Asplenium comptum*, *Kze. Hb.* (Hb. Hook.); *Houlst. et M. Gard. Mag.*  
*Bot.* ii. 259.

*Asplenium mastigophyllum*, *Fée, Iconogr. Nouv.* 83.

*Karstenii*, Hort.—*Asplenium rhizophorum*.

*Kaulfussii*, *Schlech. Adumb.* 29 in obs.—Sandwich Isles  
(*Barclay* 1223.)

- Asplenium protensum, *Klfs. Enum.* 167 (non Schrad.); *Spr. Syst.* 82; *Brack. U.S. Expl. Exped.* xvi. 153.
- Kaulfussii*, Presl.—Asplenium falcatum.  
*Klotzschii*, Metten.—Diplazium Klotzschii.
- Kohautianum, *Presl, Tent. Pter.* 107.—W. Indies; Martinique.  
 Asplenium alatum, *Sieb. Fl. Mart. Supp.* 83.  
 (An *Asplenium pteropus*, Kze. eadem sp.)
- Kraussii, M.—Natal (*Krauss* 25).  
 Asplenium dentatum, *Krauss, Flora* 1846, 131; *Pappe et Raws. Syn. Fil. Afr. Aust.* 19.
- Kunzei*, Metten.—Callipteris pinnatifida.  
*laceratum*, Desv.—Asplenium præmorsum.
- lacerum, *Schlechtendal, Lin.* v. 612.—Mexico.  
 Asplenium lacerum, *Presl, Tent. Pter.* 108; *Fée, Gen.* 192; *Liebm. Mex. Bregm.* 98.  
 Tarachia lacera *Presl, Epim. Bot.* 81.
- laciniatum, *Don, Prod. Fl. Nep.* 8.—India: (*Hook. fil. et Th.* 174): Nepal, Bhotan, Sikkim, Khasya, Sylhet, Mishmee; Neigherries (*Schmid.* 120).  
 Asplenium cæspitosum, *Wall. Cat.* 217; *Presl, Tent. Pter.* 108.  
 Asplenium falcatum, *B. laceratum*, *Kze. Lin.* xxiv. 260.  
 Tarachia cæspitosa, *Presl, Epim. Bot.* 81.
- β. depauperatum.* M.—Nepal.  
 Asplenium depauperatum, *Wall. Cat.* 234.
- lætum, *Sw. Syn. Fil.* 79, 271.—W. Indies.  
 Asplenium lætum, *Willd. Sp. Pl.* v. 317; *Poir. Enc. Supp.* ii. 506; *Spr. Syst.* 83; (excl. syn.); *Desv. Prod.* 272; *Presl, Tent. Pter.* 108.
- lætum*, Schkuhr.—Asplenium abscissum.  
*lætum*, Sieb.—Asplenium obtusifolium.  
*lætum*, Wall.—Asplenium resectum.  
*lætum*, Hort.—Asplenium marinum.
- lamprocaulon, *Fée, Gen.* 191, 197; *Id. Cat. lith. Foug. Mex.* 16.—Mexico (*Galeotti* 6340).  
 Asplenium semicordatum, *M. et Gal. Foug. Mex.* 59.
- lanceolatum, *Huds. Fl. Ang.* ii. 454.—Great Britain, Ireland, France, Belgium, Spain, Portugal, W. Germany; Algiers, Tangier, Madeira, Azores.  
 Asplenium lanceolatum, *Sw. Syn.* 83; *Willd. Sp. Pl.* 346; *Poir. Enc. Supp.* ii. 515; *Spr. Syst.* 88; *Desv. Prod.* 278; *Eng. Bot.* iv. t. 240; *Presl, Tent. Pter.* 108; *Link, Fil. Sp.* 97; *Kze. Lin.* xxiii. 235; *Rupr. Dist. Crypt. Ross.* 42; *Fée, Gen.* 190; *Moore, Handb. Brit. Ferns*, 3 ed. 166; *Id. Ferns of Gt. Brit. Nat. Fr.* t. 35 B; *Id. Octavo ed. ined.* t. 68; *Newm. Brit. Ferns* 219 (excl. syn. Viv. et Sadl.); *Sowerby, Ferns of Gt. Brit.* 47, t. 27; *Lowe, Ferns* v. t. 26.  
 Asplenium Billottii, *F. Schultz, Flora*, 1845, ii. 738.

*Asplenium cuneatum*, *F. Schultz, Flora* 1844, ii. 807.

*Asplenium rotundatum*, *Klfs. Flora*, 1830, i. 374; *Presl, Tent. Pter.* 108.

*Athyrium lanceolatum*, *Heust. Aspl. Eur.*, 111.

*Polypodium adiantoides*, *Poir. Enc.* v. 540.—*f. Pr.*; *Sw. Syn.* 67.

*Tarachia lanceolata*, *Presl, Epim. Bot.* 82.

—*β. elegans*, *Hook. Kew Journ. Bot.* ix. 342.—China; Japan: Hakodadi, Nangasaki, Simoda.

(An *Asplenium fontanum*, Bernh. form. magn.)

—*γ. obovatum*, M.—S. Europe: Naples; Sardinia; Sicily: Messina, Catania; Ischia; Corsica; I. of Hyeres; Greece: I. Paras, I. Siphanto.

*Asplenium obovatum*, *Viv. Fl. Cors.* 16; *Id. Fl. Lib. Spec.* 68; *Spr. Syst.* 88; *Link, Fil. Sp.* 95; *Guss. Pl. Har.* 376, t. 64; *Hook. et Grev. Icon. Fil.* t. 147; *Kze. Lin.* xxiii. 236.

*Asplenium Forsteri*, *Sadl. Fil. Hung.* 32.—*f. Link*: *Kze.*

*Asplenium novum*, *Sadl. Adumb. Epiphyll. Hung.* 29.

*Athyrium obovatum*, *Fée, Gen.* 186.

*Cystopteris obovata*, *Presl, Tent. Pter.* 93; *Hook. Sp. Fil.* i. 201.

—*δ. microdon*, *Moore, Handb. Brit. F.* 3 ed. 166; *Id. Ferns of Gt. Brit. Nat. Pr.* Octavo ed. t. 69. ined.—Guernsey; Cornwall, Devon.

*Asplenium microdon*, *Moore, Hb.*

*Asplenium marinum*, *v. microdon*, *Moore, Ferns of Gt. Brit. Nat. Pr.* under t. 38.

*lanceolatum*, *Forsk.*—*Asplenium erectum*?

*lanceum*, *Thunb.*—*Diplazium lanceum*.

*lanciforme*, *Fée, Gen.* 193.—? Guiana.

*laserpitiifolium*, *Lam. Enc.* ii. 310.—Pacific Isles: New Britain, New Ireland, Solomon Isles, Samoan Isles, Feejee Isles, Society Isles, Anieteum, Isle of Pines, Marianne Isles, Bonin Isles; Fitzroy Island, N. W. Australia; China: Hong Kong, Chusan; India: Nepal, Assam, Mergui; Penang; Philippine Islands (*Cuming* 43); Java (*Lobb* 454), Amboyna, Moluccas; Mexico (*Presl*); Portorico.

*Asplenium laserpitiifolium*, *Sw. Syn.* 85; *Willd. Sp. Pl.* v. 347; *Spr. Syst.* 90; *Desv. Prod.* 279; *Presl, Rel. Hænk.* i. 48; *Id. Tent. Pter.* 107; *Klfs. Enum.* 176; *Bl. Enum.* 188; *Gaud. Frey. Voy.* 321; *Kze. Bot. Zeit.* vi. 117, 525; *Fée, Gen.* 191; *J. Sm. Hook. Journ. Bot.* iii. 408; *Liebm. Mex. Bregn.* 99; *Brack. U.S. Expl. Exped.* xvi. 166.

*Asplenium angustatum*, *Bl. Enum.* 187. (a var.)

*Asplenium cuneatum*, *v. multisectum*, *Hb. Ludg. Bat.*

*Asplenium nitidum*, *Wall. Cat.* 232, in part.

*Asplenium philippense*, *Willd. Hb.* 19931.—*f. Pr.*

*Asplenium rariflorum*, *Wall. Hb.*

*Asplenium riparium*, *Brack. U.S. Expl. Exped.* xvi. 162.

*Asplenium robustum*, *Bl. Enum.* 189.

*Asplenium tripinnatum*, *Roxb. Cal. Journ. Nat. Hist.* iv. 50

*Diplazium crenatum*, *Poir. Enc.* ii. 488, in part.—*f. Desv*

*Tarachia angustata*, Presl, *Epim. Bot.* 260.

*Tarachia laserpitiifolium*, Presl, *Epim. Bot.* 83.

*laserpitiifolium*, Ham. : Don.—*Asplenium bullatum*.

*lasiopteris*, Metten.—*Diplazium decussatum*.

*lassum*, Raddi.—*Asplenium mucronatum*.

*latifolium*, Bory.—*Ceterach canariensis*.

*latifolium*, Don.—*Diplazium latifolium*.

*latifolium*, Sturm.—*Athyrium latifolium*.

*laxum*, R. Br.—*Asplenium bulbiferum*,  $\beta$ .

*laxum*, Willd. Hb.—*Asplenium macilentum*.

*Lechleri*, Metten.—*Diplazium Lechleri*.

*lepidum*, Presl.—*Asplenium fissum*,  $\beta$ .

*leptophyllum*, Cav.—*Gymnogramma leptophylla*.

*leptophyllum*, Zenker MS.—*Asplenium varians*,  $\beta$ .

*leptophyllum*, Fée.—*Asplenium monanthemum*,  $\gamma$ .

*leptophyllum*, Schultz.—*Asplenium Ruta-muraria*,  $\beta$ .

*lepturus*, J. Sm.—*Asplenium contiguum*,  $\beta$ .

*limbatum*, Willd.—*Hemidictyum marginatum*.

*lineare*, Presl.—*Litobrochia tripartita*.

*lineatum*, Sw. *Schrad. Journ.* 1800, ii. 51 ; *Id. Syn.* 77, 262.—  
Mauritius, Bourbon.

*Asplenium lineatum*, Willd. *Sp. Pl.* v. 314 ; *Poir. Enc. Supp.* ii. 505 ;  
*Spr. Syst.* 82 ; *Desv. Prod.* 275 ; *Presl, Tent. Pter.* 106 ; *Fée, Gen.*  
191.

*Asplenium nodulosum*, Klfs. *Sieb. Syn.* 69 ; *Sieb. Fl. Mixt.* 301 ; *Spr.*  
*Syst.* 83.

*Asplenium plumosum*, Bory MS. ; *Willd. Sp. Pl.* v. 323 ; *Poir. Enc.*  
*Supp.* ii. 508 ; *Spr. Syst.* 85 . *Desv. Prod.* 275 ; *Fée, Gen.* 191.

*Diplazium lineatum*, Presl, *Tent. Pter.* 113.

*lineatum*, Finlays. Hb.—*Asplenium macrophyllum*.

*linguæforme*, Roxb.—? *Selliguea Feei*.

*lobatum*, Pappe et Raws. *Syn. Fil. Afr. Aust.* 22.—S. Africa :  
Kaffraria.

*lobulosum*, Wall.—*Diplazium longifolium*.

*longifolium*, Schrad. *Goett. Gel. Anz.* 1827, 870.—Brazil.

*Asplenium longifolium*, Kze. *Anal. Pter.* 21, in obs.

*longifolium*, Don.—*Diplazium longifolium*.

*longipes*, Fée.—*Asplenium vulcanicum*.

*longissimum*, Bl. *Enum.* 178.—Java (*Zoll.* 148) Moluccas :  
Ternate ; Singapore (*Hook. fl. et Th.* 171) ; Penang,  
Malacca (*Cuming* 373) ; Solomon Isles ; India : Sylhet,  
Mergui, Assam ; Mauritius.

*Asplenium longissimum*, Kze. *Bot. Zeit.* iv. 442 ; *J. Sm. Hook. Journ.*  
*Bot.* iii. 408 ; *Fée, Gen.* 191.

*Asplenium flagelliferum*, Wall. *Cat.* 219.

—*β. robustum*, *Kze. Bot. Zeit.* iv. 442.—Java (*Zoll. s. n.*)  
*loriforme*, *Hook.*—*Asplenium angustum*, *β.*

*lucidum*, *Forst. Prod.* 427.—New Zealand (*Ralph 21; Mossm.*  
641); Lord Howe Island; Kermadec Isles: Sunday  
Island.

*Asplenium lucidum*, *Sw. Syn.* 78, 269; *Schkuhr, Crypt.* 66, t. 72; *Willd.*  
*Sp. Pl.* v. 315; *Poir. Enc. Supp.* ii. 505; *Spr. Syst.* 83; *Desv. Prod.*  
274; *Presl, Tent. Pter.* 106; *Kze. Lin.* xxiii. 235; *Fée, Gen.* 191;  
*Houlst. et M. Gard. Mag. Bot.* iii. 251, fig. 48; *Hook. fil. Fl. N.*  
*Zeal.* ii. 33 (excl. *β.*); *Metten. Fil. Lips.* 72, t. 13, fig. 12; *Lowe,*  
*Ferns,* v. t. 4.

*Asplenium obtusatum*, var., *A. Rich. Fl. N. Zeal.* 72.

*Asplenium subcaudatum*, *Colenso, MS. Hb. Hook.*

—*β. scleroprium*, *M.*—Auckland Isles.

*Asplenium scleroprium*, *Homb. et Jacq. Voy. au Pol. Sud*, t. I. fig. D.  
*Brack. U.S. Expl. Exped.* xvi. 155.

—*γ. obliquum*, *M.*—New Zealand; New Holland; Tasma-  
nia; New Caledonia; Sandwich Islands; Sunday Island;  
Lord Howe Island; Auckland Isles; Tristan d'Acunha;  
Chili (*Cuming 1351; Poepp. ii. 140; Philippi 283*);  
Valdivia (*Lechl. 228, 228a*); Mauritius (*Willd.*)

*Asplenium obliquum*, *Forst. Prod.* 429; *Sw. Syn.* 78, 268; *Schkuhr,*  
*Crypt.* 66, t. 71; *Willd. Sp. Pl.* v. 315; *Poir. Enc. Supp.* ii. 505;  
*Lab. N. Holl.* ii. 93, t. 242, fig. 1; *Spr. Syst.* 83; *Desv. Prod.* 275;  
*Rich. Fl. N. Zeal.* 72; ? *Wall. Cat.* 2217, ex Mauritius: not in *Hb.*;  
*Presl, Tent. Pter.* 106; *Kze. Lin.* xxiii. 236; *Hook. fil. Fl. Antarct.*  
108; *Fée, Gen.* 191; *Brack. U.S. Expl. Exped.* xvi. 154.

*Asplenium crassum*, *Pet. Th. Fl. Trist. d'Acunha* 33.—f. *Carm.*

*Asplenium cristatum*, "*Pet. Th.*": *Desv. Prod.* 271 (err. typ.)

*Asplenium decurrens*, *Willd. Sp. Pl.* v. 316; *Poir. Enc. Supp.* ii. 505;  
*Presl, Tent. Pter.* 106, 107; *Fée, Gen.* 191.

*Asplenium oblongifolium*, *Colenso, Tasm. Phil. Journ.* ii. 171.

*Asplenium obtusatum*, *β. Hook. fil. Fl. N. Zeal.* ii. 33.

*Asplenium sphenoides*, *Kze. Lin.* ix. 63; *Metten. Fil. Lechl.* 15; *Sturm,*  
*Enum. Fil. Chil.* 29.

*lucidum*, *Burm. Hb.*—*Polystichum pungens.*

*lucidum*, *Salisb.*—*Asplenium Adiantum-nigrum.*

*lucidum*, *Schlech.*—*Asplenium gemmiferum.*

*lucidum*, *β. Hook. fil.*—*Asplenium Lyallii.*

*lucidum*, v. *pinnatifidum*, *Schlech.*—*Asplenium flexuosum.*

*lugubre*, *Liebm. Mex. Bregm.* 91.—Mexico.

*lunulatum*, *Sw. Syn. fil.* 80.—S. Africa; Natal.

*Asplenium lunulatum*, *Willd. Sp. Pl.* v. 324; *Poir. Enc. Supp.* ii. 509;  
*Spr. Syst.* 84; *Desv. Prod.* 270; *Schlech. Adumb.* 27; *Kze. Lin.* x.  
514; *Fée, Gen.* 191; *Pappe et Raws. Syn. fl. Afr. Aust.* 19.

*Asplenium falcatum*, *Thumb. Prod.* 172.—f. *Sw.*; *Gaud. Frey. Voy.* 316.

—*β. sphenolobium*, *Kze. Lin.* xxiv. 264.—India: Neil-  
gherries (*Schmid 11, 72, 73, 82, 96, 118, 125*); Java  
(*Zoll. 2113, 2942*).



Asplenium sphenolobium, *Zenker MS.*—f. *Kze.*  
 Asplenium lunulatum, *Kze. Bot. Zeit.* vi. 174.  
 Asplenium minus, *Moritz, Verz.*

*luridum*, *Brouss. Hb.*—Asplenium præmorsum.  
*luzoniense*, *Spr.*—Callipteris prolifera.

*Lyallii*, *M.*—New Zealand.

Asplenium lucidum,  $\beta$ . *Lyallii*, *Hook. fil. Fl. N. Zeal.* 33, t. 77.

*macilentum*, *Kze.*—Asplenium auritum,  $\beta$ .

*Macraei*, *Hook. et Grev.*—Asplenium rhizophyllum.

macrocarpon, *M.*—Mexico (*Galeotti 6555*).

Athyrium macrocarpon, *Fée, Gen.* 186, 188; *Id. Cath. lith. Foug. Mex.* 15.

macrocarpum, *Desv.*—Asplenium monanthemum.

macrocarpum, *Bl. MS.*—Athyrium foliolosum.

macrocarpum, *Telfair MS.*—Asplenium nitens.

macrophyllum, *Sw. Schrad. Journ.* 1800, ii. 52; *Id. Syn.* 77, 261.—Mauritius; Java (*Zoll.* 151, 1367); Sumatra; Borneo; Penang; Singapore (*Lobb 17*, small); Louisiade Isles; Philippine Isles (*Cuming 42*); Solomon Isles; Feejee Isles; Island of Jobie; Malacca (*Cuming 375*); Hong Kong (*Bowring 35*)—Rheede *H. Mal.* xii. t. 18?

Asplenium macrophyllum, *Willd. Sp. Pl.* v. 311; *Poir. Enc. Supp.* ii. 504; *Spr. Syst.* 82; *Fée, Gen.* 191; *Lowe, Ferns*, v. t. 42.

Asplenium canaliculatum, *Bl. Enum.* 180; *Kze. Bot. Zeit.* vi. 173 (Java.)

Asplenium coriaceum, *Roxb. Calc. Journ. Nat. Hist.* iv. 497.

Asplenium Finlaysonianum, *Wall. Cat.* 191; *Presl, Tent. Pter.* 106, excl. syn. (Penang).

Asplenium intermedium, *Bl. Enum.* 181 (Java).

Asplenium lineatum, *Finlayson Hb.*

Asplenium megalophyllum, *Desv. Prod.* 275.

Asplenium oxyphyllum, *J. Sm. Hook. Journ. Bot.* iii. 408; *Kze. Bot. Zeit.* iv. 441; *Fée, Gen.* 191; *Hook. Kew Journ. Bot.* ix. 342 (Philippines).

Asplenium platyphyllum, *J. Sm. Hook. Journ. Bot.* iii. 408 (Malacca).

Asplenium splendens, *Zippel MS.*

Asplenium urophyllum, *Wall. Cat.* 192; *Presl, Tent. Pter.* 106 (Penang)

Tarachia canaliculata, *Presl, Epim. Bot.* 77.

Tarachia Finlaysoniana, *Presl, Epim. Bot.* 76.

Tarachia macrophylla, *Presl, Epim. Bot.* 78.

macrophyllum, *Cav.*—Asplenium grande.

macrophyllum, *Hb. Mus. Par.*—Asplenium nitens.

macrosorum, *Bert. MS.* . *Kze. Anal. Pter.* 21.—Juan Fernandez (*Bert. 1533*).

Asplenium macrosorum, *Colla, Mem. Acad. Turin*, xxxix. 39, t. 67; *Fée, Gen.* 191; *Gay, Chil.* vi. 500; *Sturm, Enum. Chil.* 28.

maderense, *Penny.*—Asplenium præmorsum.

magellanicum, *Klfs. Enum.* 175.—Fuegia, Cape Horn; Juan Fernandez (*Bert. 1534*); Chiloe; Chili (*Poepp.* ii. 142;

[*Gen.* 23. Sp. 640]

*Cuming* 150, 1354), Valdivia (*Bridges* 812; *Lechl.* 516; *Philippi* 42).

*Asplenium magellanicum*, *Spr. Syst.* iv. 88; *Hook. et Greav. Icon. Fil.* t. 180; *Presl, Tent. Pter.* 108; *Kze. Lin.* ix. 70; *Kl. Lin.* xx. 356; *Fée, Gen.* 191; *Gay, Chil.* vi. 504; *Brack. U.S. Expl. Exped.* xvi. 165; *Metten. Fil. Lechl.* 16; *Sturm, En. Chil.* 28.

*malabaricum*, *Metten.*—*Callipteris ambigua*.

*mandioccanum*, *Hook. Hb.*—*Asplenium sulcatum*.

*marginatum*, *Lin.*—*Hemidictyum marginatum*.

*marginatum*, *Wall.* (2209)— { *Diplazium marginatum*.  
*Diplazium tomentosum*.

*marginatum*, *Wall. Hb.* (2204)—*Asplenium divaricatum*.

*marinum*, *Lin. Sp. Pl.* 1540.—Great Britain; Ireland; France: Bayonne, Biarritz, Isle d'Hyeres; Corsica; Balearic Isles; Ionian Isles; Italy: Naples, Pantellaria; Spain; Portugal; Africa: Barbary, Tangiers; Canary Isles (*Bourgeau* 145); Azores (*Seub.* 15; *Hochst.* 173); Madeira; St. Helena; Bermuda (*Pluk.*); N. Holland; Rio Grande.—*Petiv. Gaz.* t. 91, fig. 1; *Pluk.* t. 253, fig. 5.

*Asplenium marinum*, *Sw. Syn.* 79; *Bolt. Fil.* 56, t. 15; *Lam. Enc.* ii. 305; *Schkuhr, Crypt.* 64, t. 68; *Willd. Sp. Pl.* v. 318; *Eng. Bot.* vi. t. 392; *Hook. Fl. Lond.* iv. t. 60; *Spr. Syst.* 83; *Desv. Prod.* 272; *Presl, Tent. Pter.* 107; *Link, Fil. Sp.* 93; *J. Sm. Hook. Journ. Bot.* iv. 173; *Kze. Lin.* xxiii. 235; *Id.* xxiv. 262 in obs.; *Fée, Gen.* 190; *Schnizl. Icon.* t. 263, fig. 11; *Metten. Fil. Lips.* 73; *Heubl. Aspl. Eur.* 14; *Moore, Ferns of Gt. Brit. Nature-Printed*, t. 38; *Id.* Octavo ed. t. 73, ined.; *Id. Handb. Brit. Ferns*, 3 ed. 177; *Sowerby, Ferns of Gt. Brit.* 50, t. 29; *Newm. Brit. Ferns*, 235; *Lowe, Ferns*, v. t. 23.

*Asplenium lætum*, *Hort.*; *Lowe, Ferns*, v. t. 21 A.

*Asplenium tovarense*, *Hort.* (form. maj.—f. *Baum.*)

—β. *minor*, *Link, Fil. Sp.* 93.—Europe; England: Yorkshire.

*Asplenium marinum*, *Schkuhr, Crypt.* t. 68, fig. c.—f. *Link.*

*Asplenium trapeziforme*, "*Huds.*"—cit. *Sw.* (*Syn* 79), *Willd.* (*Sp.* 318.)

*Adiantum trapeziforme*, *Huds. Fl. Ang.* 385.—f. *Sm. et Auct.*

—γ. *assimile*, *Moore, Handb. Brit. Ferns*, 3 ed. 180—Ireland; Jersey, Guernsey,

—δ. *subbipinnatum*, *Moore, Ferns of Gt. Brit. Nat. Pr.* sub. t. 38; *Id.* Octavo ed. t. 74 F. ined; *Id. Handb. Brit. Ferns*, 3 ed. 177.—Guernsey; England: Cornwall.

*marinum*, *Pet. Th.*—*Asplenium erectum*.

*marinum*, v. *microdon*, *Moore.*—*Asplenium lanceolatum*, δ.

*Martensii*, *Kze.*—*Athyrium Martensii*.

*Martensii*, *Fée.*—*Asplenium salicifolium*.

*martinicense*, *Willd. Sp. Pl.* v. 344.—W. Indies; Martinique (*Sieb. Fl. Mart.* 364).—*Plum.* t. 41.

*Asplenium martinicense*, *Poir. Enc. Supp.* ii. 514; *Desv. Prod.* 278; *Fée, Gen.* 191.

*Polypodium adiantifolium*, Poir. *Enc. Bot.* v. 540 (excl. A.)

*martinicense*, Raddi.—*Asplenium pseudo-nitidum*.

*mastigophyllum*, Fée.—*Asplenium cirrhatum*.

*mascarenhense*, Fée, *Gen.* 191, 194.—Bourbon.

*Asplenium mascarenhense*, Metten. *Aspl.* 96.

*mascarenense*, Desv.—*Asplenium præmorsum*,  $\delta$ .

*Mathewsii*, M.—Peru (*Mathews* 1851.—Hb. Hook.)

*Mathioli*, Gasp.—*Asplenium Ruta-muraria*.

*maximum*, Don.—*Diplazium diversifolium*.

*Meeanum*, Gay (err. typ.)—*Asplenium Neeanum*.

*megalophyllum*, Desv.—*Asplenium macrophyllum*.

*melanocaulon*, Willd.—*Asplenium Trichomanes*.

*melanocaulon*, Poepp.—*Asplenium heterochroum*.

*Menziesii*, Hook. et Grev. *Icon. Fil.* t. 100.—Sandwich Isles; Chili.

*Asplenium Menziesii*, Presl, *Tent. Pter.* 108; Fée, *Gen.* 191; Gay, *Chil.* vi. 502; Brack. *U.S. Expl. Exped.* xvi. 151; Sturm, *Enum. Crypt. Chil.* 28; Metten. *Aspl.* 136.

*Mertensianum*, Kze.—*Asplenium Fabianum*.

*mexicanum*, M. et Gal. *Foug. Mex.* 62, t. 15, fig. 4.—Mexico (*Galeotti* 6391, 6580, 6581; *Leibold* 15; *Schaffn.* (1853-4) 67 a, b, c.); Guatemala.

*Asplenium mexicanum*, Fée, *Gen.* 192; Kze. *Lin.* xviii. 332; xxiii. 235 (excl. syn. Wall. et Don); Metten. *Fil. Lips.* 76; *Id. Aspl.* 104; Lieb. *Mex. Bregn.* 97; J. Sm. *Cat. Kew Ferns*, 5.

*Meyenianum*, Metten.—*Diplazium Meyenianum*.

*Meyenianum*, Presl.—*Asplenium pellucidum*.

*Michauxii*, Spr.—*Asplenium asplenioides*,  $\beta$ .

*Michauxii*, M. et Gal.—*Athyrium Martensii*.

*microdon*, Moore.—*Asplenium lanceolatum*,  $\delta$ .

*microdonton*, Desv. *Prod.* 274.—? ———.

*Asplenium microdonton*, Metten. *Aspl.* 155.

*microphyllum*, Tin.—*Asplenium Trichomanes*.

*Mikani*, Presl.—*Hemidictyum marginatum*.

*millefolium*, Presl, *Tent. Pter.* 109.—Chili (*Cuming* 324).

*Asplenium millefolium*, Metten. *Aspl.* 116.

*Darea?* *millefolia*, Fée, *Gen.* 333.

(An *Aspl. myriophyllum*,  $\beta$ .)

*mimosæfolium*, J. Sm. MS.—*Athyrium sandwichianum*.

*minimum*, M. et Gal. *Foug. Mex.* 55, t. 15, fig. 1.—Mexico (*Galeotti* 6286, 6424).

*Asplenium minimum*, Fée, *Gen.* 192.

(See also *Asplenium pumilum*, Sw.)

December, 1859.

- minus*, Bl.—*Asplenium normale*.  
*minus*, Moritz.—*Asplenium lunulatum*.  
*minutum*, Willd. Hb.—*Asplenium fragile*.  
*miradorensis*, Liebm. Mex. Bregn. 91.—Mexico.  
*mixtum*, Roxb.—*Diplazium sylvaticum*.  
*monanthemoides*, Roxb.—*Asplenium normale*.  
*monanthemum*, Sm. Icon. Ined. t. 73.—South Africa (*Zeyher* 4630; *Krauss* 733); Natal (*Plant* 323); Abyssinia (*Schimp.* 671, 1274); Canary Islands (*Bourg.* 1169); Madeira; Azores; Cape Verd Isles (*Hochst.* 456); Tristan d'Acunha; Philippine Isles; Marianne Isles; Sandwich Isles; Chili (*Lechl.* 769; *Bridges* 808); Quito (*Jamesson* 72, 218, 270; Peru (*Lechl.* 2021; *Ruiz Hb.* 79); New Spain (*Sw.*); Brazil; Columbia (*Moritz* 219, 328, 456), Venezuela (*Fendl.* 134), New Grenada; Guatemala; Mexico (*Galeotti* 6262, 6296, 6339, 6365, 6371, 6479, 6556; *Leibold* 28; *Ehrenb.* 599; *Aschenb.* 198; *Andrieux* 39; *Coult.* 1701; *Botteri* 51; *Schaffn.* 59 a, b. 475), Chiapas (*Lind.* 1554, ? 1535).

*Asplenium monanthemum*, Sw. Syn. 80; *Willd. Sp. Pl.* v. 322; *Spr. Syst.* 84 (excl. syn. W.); *Desv. Prod.* 271; *Presl, Rel. Hænk.* i. 44; *Schlech. Adumb.* 27; *Lodd. Bot. Cab.* t. 1700; *Kze. Lin.* x. 515; xviii. 331; xxiii. 235; *Kl. Lin.* xx. 356; *Linn. Fil. Sp.* 92; *M. et Gal. Foug. Mex.* 57, 58; *Fée, Gen.* 191; *Liebm. Mex. Bregn.* 88; *Metten. Fil. Lips.* 74, t. 9, fig. 7—8; *Id. Fil. Lechl.* 15; *Id. Aspl.* 136; *Brack. U.S. Expl. Exped.* xvi. 151, t. 20, fig. 2; *Pappe et Raws. Syn. Fil. Afr. Aust.* 19; *Sturm, Enum. Crypt. Chil.* 28; *Lowe, Ferns*, v. t. 1 A.

*Asplenium blandulum*, Fée, Hb. (*Iconogr. Nouv.* 51).

*Asplenium intermedium*, Moritz MS. (No. 456).

*Asplenium macrocarpum*, Desv. *Prod.* 271; *Metten. Aspl.* 137.

*Asplenium monanthes*, Lin. *Mant.* 130; *Houtt. Pfl.* xiii. 150, t. 47, fig. 2; *Presl, Tent. Pter.* 107.

*Asplenium obtusissimum*, Fée, *Gen.* 191, 197.

*Asplenium unilaterale*, β. Lam. *Enc.* ii. 305.—f. Desv.

*Asplenium dentex*, Buch, *Beschr. Canarisch. Ins.* 189.

—β. *proliferum*, M.—Madeira.

—γ. *leptophyllum*, M.—New Grenada (*Lind. Schl.* 328, 479); Mexico (*Galeotti* 6446; *Hartw.* 410).

*Asplenium leptophyllum*, Fée, *Iconogr. Nouv.* 50, t. 14, fig. 2, 2 A, 2 B.; *Id. Cat. lith. Foug. Mex.* 15.

*monanthes*, Lin.—*Asplenium monanthemum*.

*monodon*, Liebm.—*Asplenium auritum*, β.

*montrosa*, Hort. Ber.: Kze.—*Athyrium Filix-femina* (monstrous forms = *multifidum*, etc.)

*montanum*, Willd. *Sp. Pl.* v. 342.—N. America: Pennsylvania to Virginia; Alleghany Mountains; Carolina; Georgia; Alabama.

- Asplenium montanum, *Poir. Enc. Supp.* ii. 513; *Desv. Prod.* 278; *Kze. Lin.* xxiii. 236; *Fée, Gen.* 192; *A. Gray, Bot. U. States*, 594; *Metten. Asplen.* 145, t. 5, fig. 34, 35.
- Asplenium Adiantum-nigrum, *Michx. Fl. Bor. Am.* ii. 265.
- Montbrisonis, *Fée, Gen.* 76, 191, 198, t. 6 A. fig. 3.—Bourbon.
- Moorcroftianum, Wall. MS.—Asplenium caudatum.
- Moritzii, Metten.—Callipteris ambigua.
- mucronatum, *Presl, Del. Prag.* i. 178; *Id. Tent. Pter.* 107 (excl. syn. A. pterop.)—Brazil; Organ Mountains (*Gardn.* 162).
- Asplenium mucronatum, *Spreng. Syst.* iv. 82; *Hook. Icon. Pl.* t. 917; *Fée, Gen.* 191; *Metten. Aspl.* 122.
- Asplenium angustatum, *Desv. Prod.* 274.
- Asplenium lassum, *Raddi, Syn. Fil.* 96; *Id. Fil. Bras.* 37, t. 22, bis fig. 4.
- Asplenium refractum, *Hook. MS. in Hb.*
- Asplenium retortum, *Klfs. Enum.* 171.
- multicaudatum, Wall.—Asplenium spectabile.
- multicaule, Wall.—Asplenium normale.
- multicaule, Presl.—Asplenium Ruta-muraria,  $\beta$ .
- multicaule, Scholtz.—Asplenium Adiantum-nigrum,  $\gamma$ .
- multifidum, *Brack. U.S. Expl. Exped.* xvi. 171, t. 23, fig. 2.—Society Islands; Feejee Islands.
- Asplenium multifidum, *Metten. Aspl.* 110.
- multifidum, Nutt. MS.—Asplenium strictum.
- multiflorum, Roxb.—Diplazium multiflorum.
- multijugum, Wall.—Asplenium normale.
- multisectum, Bl.—Asplenium caudatum.
- multisectum, Brack.—Athyrium scandicinum.
- multisoratum, Wall.—Diplazium porrectum.
- murale, Bernh.—Asplenium Ruta-muraria.
- murorum, Lam.—Asplenium-Ruta-muraria.
- mutilatum, Klfs.—Asplenium erectum,  $\beta$ .
- mutilum, Metten.—Diplazium mutilum.
- myapteron, *Fée, Cat. lith. Foug. Mex.* 18; *Id. Iconographie Nouv.* 82.—Mexico (*Galeotti* 6555; *Schaffn.* (1854) 70; (1855) 294; *Müll.* 1478).
- Asplenium myapterum, *Metten. Asplen.* 168.
- myriophyllum, *Presl, Rel. Hænk.* i. 48; *Id. Tent. Pter.* 108.—S. America: Peru (*Lechl.* 2029), Quito (*Jameson* 28, 298), Bolivia, Venezuela (*Lind. F. et Schl.* 833, 839, 1368), New Grenada (*Lind. Schlim* 324, 370, 624, 841 in part, 849), Mexico (*Galeotti* 6250; *Schaffn.* 62 a, 62 b.), Chiapas (*Lind.* 1548); N. America: Florida (simpler dwarf form); W. Indies: Jamaica, Cuba (*Lind.* 1880, 1888; *Wright* 856), Trinidad, Portorico.

- Asplenium myriophyllum*, *Spr. Syst.* iv. 90; *Fée, Gen.* 192; *Kze. Lin.* xxiii. 236; *J. Sm. Hook. Journ. Bot.* iv. 174.
- Asplenium cicutarium*, *Kth.: Humb. et Bonpl. Nov. Gen.* i. 15 (excl. syn.)—f. *Desv.* (S. Antonio).
- Asplenium flabellulatum*, *Kze. Lin.* ix. 71.—f. spec. *Hb. Hook.*; *Metten. Fil. Lechl.* 15.
- Asplenium rhizophyllum*, var., *Metten. Aspl.* 116.
- Cænopteris myriophylla*, *Sw. Fl. Ind. Occ.* iii. 1626; *Id. Syn.* 88; *Desv. Prod.* 268; *M. et Gal. Foug. Mex.* 63; *Heward, Mag. Nat. Hist.* 1838, 462.
- Darea myriophylla*, *Willd. Sp. Pl.* v. 301; *Poir. Enc. Supp.* ii. 453; *Fée, Gen.* 333.
- Darea tripinnata*, *Cav. Prolect.* (1801) 259.
- Asplenium Anchiritæ*, *Chapman MS. Hb. Hook.*
- Asplenium pusillum*, *Chapman MS. Hb. Hook.*
- Asplenium verecundum*, *Chapman MS. Hb. Hook.* } simpler dwarf form.
- β. divaricatum*, M.—S. America: Peru (*Mathews* 1800; (*Ruiz. Hb.* 78), ? E. Peru (*Spruce* 4782), Quito (*Jameson* 788); Columbia, Venezuela (*Fendl.* 123), New Grenada (*Lind. Schl.* 624, 841 in part); S. Chili; Chatham Island; Galapagos; St. Domingo.
- Asplenium divaricatum*, *Kze. Lin.* ix. 71; *Id. Schkuhr, Supp.* ii. 94, t. 139; *Kl. Lin.* xx. 358; *Fée, Gen.* 192; *Metten. Aspl.* 115, t. 5, fig. 7, 8.
- myriophyllum*, *β. minus*, *Presl.*—*Asplenium rhizophyllum*, *myriophyllum*, *Nutt. MS.*—*Asplenium strictum*.
- mysurense*, *Roth: Wall.*—*Asplenium præmorsum*, *δ.*
- nanum*, *Willd. Sp. Pl.* v. 323.—W. Indies; Mexico (*Galeotti* 6315).—Plum t. 66, B.
- Asplenium nanum*, *Poir. Enc. Supp.* ii. 508; *Desv. Prod.* 271; *Hook. et Grev. Icon. Fil.* sub. t. 100; *M. et Gal. Foug. Mex.* 59; *Liebm. Mex. Breg.* 100; *Metten. Aspl.* 135.
- Neeanum*, *Kze. Anal. Pter.* 22.—Chiloe.
- Asplenium Neeanum*, *Fée, Gen.* 191; *Gay, Chil.* vi. 500 (*Neeanum*, err. typ.); *Sturm, Enum. Chil.* 28; *Metten. Aspl.* 154.
- neogranatense*, *Fée, Iconogr. Nouv.* 47, t. 14, fig. 1.—New Grenada (*Lind. F. & Schl.* 492, *Schlim* 122, 603).
- Newmanii*, *C. Bolle.*—*Asplenium Trichomanes*.
- Nidus*, *Lin.*—*Thamnopteris Nidus*.
- Nidus*, *Br.*—*Thamnopteris australasica*.
- Nidus*, *Raddi.*—*Asplenium serratum*, *β.*
- Nidus*, *Wall.* { *Thamnopteris musæfolia.*  
*Thamnopteris Phyllitidis.*  
*Thamnopteris stipitata.*
- Nidus*, *Moritz.*—*Thamnopteris simplex*.
- Nietneri*, *Kl.*—*Asplenium contiguum*.
- nigrescens*, *Bl. Enum.* 180.—Moluccas; Java (*Zoll.* 1994).
- Asplenium nigrescens*, *Kze. Bot. Zeit.* vi. 173; *Metten. Aspl.* 151.
- Asplenium heterodon*, *Moritz. Verz.*

*nigrescens*, Hook. fl.—*Asplenium nubilum*.

*nigricans*, Kze.—*Asplenium præmorsum*.

*nigripes*, Bl.—*Athyrium tenuifrons*,  $\beta$ .

*nigripes*, Hook.—*Schaffneria nigripes*.

*nigrum*, Bernh.—*Asplenium Adiantum-nigrum*.

*nitens*, Sw. *Syn. Fil.* 264, 421.—Bourbon; Mauritius (*Sieb. Syn.* 65; *Id. Fl. Mixt.* 321—f. Mett.)—Plum t. 41 (*Sw.*)

*Asplenium nitens*, *Willd. Sp. Pl.* v. 326; *Poir. Enc. Supp.* ii. 509; *Spr. Syst.* 84; *Desv. Prod.* 274; *Wall. Cat.* 227; *Presl, Tent. Pter.* 106; *Kze. Lin.* xxiv. 261 in obs.; *Fée, Gen.* 191; *Metten. Aspl.* 152.

*Asplenium macrocarpum*, *Telfair MS.*

*Asplenium macrophyllum*, *Hb. Mus Par.*; *Lowe, Ferns*, v. t. 42.

*nitidulum*, M. [ante p. 93.]—Java (*Zoll.* 358 z).

*Asplenium nitidulum*, *Metten. Aspl.* 169.

*Allantodia nitidula*, *Kze. Bot. Zeit.* vi. 191.

*nitidum*, Sw. *Syn. Fil.* 84, 280.—India (*Hook. fil. et Thom.* 175); Assam, Moulmein, Nepal, Sikkim; Malacca (*Cuming* 376); Singapore (*Lobb* 26); Java (*Zoll.* 1446, ? 352 z.); Moluccas; Ceylon; Mascaren Islands.

*Asplenium nitidum*, *Schkuhr, Crypt.* 76, t. 81; *Willd. Sp. Pl.* v. 344; *Poir. Enc. Supp.* ii. 514; *Spr. Syst.* 89; *Desv. Prod.* 277; *Bl. Enum.* 188; *Kze. Bot. Zeit.* iv. 442; *Metten. Aspl.* 160, t. 5, fig. 31 (excl. syn. J. Sm.)

*Asplenium insigne*, *Bl. Enum.* 188.

*Asplenium pulchellum*, *Wall. Cat.* 214 (Singapore).

*Tarachia nitida*, *Presl, Epim. Bot.* 83.

*Tarachia insignis*, *Presl, Epim. Bot.* 260.

*nitidum*, Bl. Hb.—*Asplenium cuneatum*.

*nitidum*, Wall. { *Asplenium affine*.  
                          *Asplenium laserpitifolium*.

*nitidum*, Wight Hb.—*Callipteris ambigua*.

*nodosum*, *Laur. Fl. Coch.* ii. 832.—Cochin China.

*Asplenium nodosum*, Sw. *Syn. Fil.* 86; *Desv. Prod.* 276.

*nodosum*, Lin.—*Danæa nodosa*.

*nodulosum*, Klfs.—*Asplenium lineatum*.

*normale*, *Don, Prod. Fl. Nep.* 7.—India: Nepal, Sikkim, Khasya (*Hook. fil. et Th.* 184), Sylhet, Chittagong, Assam; China; ? Java; Ceylon (*Gardn.* 25, 1073; *Coll. Perad.* 1005).

*Asplenium normale*, *Spr. Syst.* 82; *Kze. Lin.* xxiv. 262 in obs.; *Metten. Aspl.* 136.

*Asplenium minus*, *Bl. Enum.* 183? (Java); *Metten. Aspl.* 139.

*Asplenium monanthemoides*, *Rowb. Calc. Journ. Nat. Hist.* iv. 497, (Chittagong); *Metten. Aspl.* 136.

*Asplenium multicaule*, *Wall. Cat.* 208.

*Asplenium multijugum*, *Wall. Cat.* 207; *Presl, Tent. Pter.* 108; *Metten. Aspl.* 135.

*Asplenium unilaterale*, *Hamilt. MS.*

*novæ-caledoniæ*, *Hook. Icon. Pl.* t. 911.—New Caledonia.

*novum*, Sadler. { *Asplenium obovatum* (Kze.)  
 { *Asplenium Adiantum-nigrum*,  $\gamma$ . (Heufl.)

*nubilum*, M.—Ins. Galapagos.

*Asplenium nigrescens*, *Hook. fl. Trans. Lin. Soc.* xx. 170, non. Bl.;  
*Metten. Aspl.* 101.

*obliquum*, *Wall. Cat.* 2217 (not in Hb.)—Mauritius.

*obliquum*, Forst.—*Asplenium lucidum*,  $\gamma$ .

*oblongifolium*, Colenso.—*Asplenium lucidum*,  $\gamma$ .

*obovatum*, Viv.—*Asplenium lanceolatum*,  $\gamma$ .

*obscurum*, Bl.—*Asplenium resectum*,  $\beta$ .

*obtusatum*, *Forst. Prod.* 430.—New Zealand, New Holland, Tasmania; Sunday Isl., Kermadec Isl.; Lord Auckland Isl., Campbell Isl., Chili: Valdivia (*Bridges* 809), Chiloe; Juan Fernandez (*Bert.* 1531); Pitcairn's Isl. (*Mathews* 22); Oahu.

*Asplenium obtusatum*, *Sw. Syn. Fil.* 78, 267; *Schkuhr, Crypt.* 64, t. 68; *Labillard. Fl. Nov. Holl.* ii. 93, t. 242, fig. 2 (var. minor—f. Br.); *Poir. Enc. Supp.* ii. 506; *Willd. Sp. Pl.* v. 317; *Br. Prod. Fl. Noo. Holl.* 150; *Desv. Prod.* 272; *Presl, Tent. Pter.* 107; *Kze. Lin.* xxiii. 236; *Fée, Gen.* 191; *Hook. fl. Fl. Ant.* 108; *Id. Fl. N. Zeal.* ii. 33; *Houlst. et M. Gard. Mag. Bot.* iii. 258, with tab.; *Homb. et Jacq. Voy. Pol Sud Crypt.* t. i. fig. B; *Brack. U.S. Explor. Exped.* xvi. 155; *Hook. Fil. Exot.* t. 46 (excl. syn. Kze.); *Metten. Aspl.* 92 (excl. syn. in part); *Lowe, Ferns*, v. t. 5 B.

*Asplenium apicidentatum*, *Homb. et Jac. Voy. au Pol Sud Crypt.* t. 1, fig. A.

*Asplenium chondrophyllum*, *Bert. MS.: Colla, Mem. Acad. Turin* xxxix. 40, t. 68; *Kl. Lin.* xx. 351; *Sturm, Enum. Chil.* 27.

*Asplenium consimile*, *Remy.—f. Hook.: (which see).*

*Asplenium sarmentosum*, *Willd. Sp. Pl.* v. 316; *Poir. Enc. Supp.* ii. 506; *Presl, Tent. Pter.* 107; *Fée, Gen.* 191.

*Asplenium saxosum*, *Colenso MS.: Hb. Hooker.*

*obtusatum*, Bory.—*Asplenium retusum*.

*obtusatum*,  $\beta$ . Hook.—*Asplenium lucidum*,  $\gamma$ .

*obtusatum*, var. Hook.—*Asplenium difforme*.

*obtusatum*, var. A. Rich.—*Asplenium lucidum*.

*obtusifolium*, *Lin. Sp. Pl.* 1538.—W. Indies: Martinique (*Sieb. Fl. Mart.* 363), Dominica, Montserrat, Guadeloupe (*L'Herm.* 2), Cuba; Columbia, Venezuela (*Fendl.* 131, ? 139  $\beta$ ), New Grenada (*Lind. Schlim.* 653); Rio Grande.—*Plum* t. 67,

*Asplenium obtusifolium*, *Sw. Syn. Fil.* 76; *Willd. Sp. Pl.* v. 314; *Lam. Enc.* ii. 304; *Spr. Syst.* 83; *Desv. Prod.* 272; *Hook. et Grev. Icon. Fil.* ii. t. 239; *Presl, Tent. Pter.* 107; *Fée, Gen.* 191; *Kze. Lin.* xxiii. 236, 409; *Metten. Aspl.* 100 in part.

*Asplenium aquaticum*, *Kl. et Karst. MS.: Kl. Lin.* xx. 354—f. Kze.

*Asplenium lætum*, *Sieb. Syn. fl.* 199—f. Presl.

*obtusifolium*, Hort. Petrop.—*Asplenium pulchellum*,  $\beta$ .

*obtusifolium*, Metten (pt.)—*Asplenium salicifolium*.

[*Gen.* 23. *Sp.* 671.]



obtusilobum, *Hook. Icon. Pl.* 1000.—New Hebrides: Tanna; Anieteum; Ovoulau; Feejee Isl.

(Near *Aspl. Dregei*, but less dimidiate).

obtusilobum, *Desv.*—*Asplenium cuneatum*.

obtusissimum, *Fée.*—*Asplenium monanthemum*.

obtusum, *Kitaib.*—*Asplenium Adiantum-nigrum*,  $\gamma$ .

obtusum, *Metten. (Fil. Lips.)*—*Diplazium Wageneri*.

obtusum, *Metten. (Aspl.)*—*Diplazium obtusum*.

odontophyllum, *Wall.*—*Asplenium formosum*.

odontites, *R. Br.*—*Asplenium flaccidum*.

odoratum, *Moore MS: Hb. Hook.*—Venezuela (*Fendl.* 144, 331  $\beta$ .); Ecuador; Quito; Pichincha.

*Asplenium fragrans*, *Hook. Icon. Pl.* t. 88.

oligophyllum, *Klfs. Enum.* 166.—Brazil (*Gardn.* 172, 173, 5310); St. Catherine's; Venezuela (*Fendl.* 326); New Grenada (*Lind. Schlim* 308, 639).

*Asplenium oligophyllum*, *Spr. Syst.* 82; *Link, Fil. Sp.* 87; *Presl, Tent. Pter.* 107; *J. Sm. Hook. Journ. Bot.* iv. 173; *Kze. Lin.* xxi. 216, in obs.; xxiii. 236; *Metten. Fil. Hort. Lips* 72; *Id. Aspl.* 95.

*Asplenium subdecurrans*, *Miers MS.: Hb. J. Sm.*

*Onopteris*, *Lin.*—*Asplenium Adiantum-nigrum*.

opacum, *Kze. Lin.* xxiv. 261.—India: Neilgherries (*Weigle* 21; *Hohen.* 911; *Kurr* 30).

*Asplenium opacum*, *Fée, Gen.* 191; *Metten. Aspl.* 135.

orientale, *Bernh.*—*Blechnum orientale*.

otites, *Link.*—*Asplenium pulchellum*,  $\beta$ .

otites, *Hort.*—*Diplazium angustifrons*.

ovatum, *Wall.*— $\left\{ \begin{array}{l} \text{Oxygonium integrifolium.} \\ \text{Syngamma alismæfolia.} \end{array} \right.$

oxyphyllum, *Wall.*—*Asplenium pellucidum*.

oxyphyllum, *J. Sm.*—*Asplenium macrophyllum*.

pachyphyllum, *Kze.*—*Thamnopteris pachyphylla*.

paleaceum, *R. Br. Prod. Fl. N. Holl.* 150.—Tropical New Holland.

*Asplenium paleaceum*, *Wickstr. Kongl. Vet. Acad. H. Stockh.* 1825, 438; *Desv. Prod.* 270; *Metten. Aspl.* 140.

pallidum, *Bl. Enum.* 177.—Java (*Zoll.* 2337; *Lobb* 223); Sumatra; Philippine Islands (*Cuming* 188).

*Asplenium pallidum*, *Kze. Bot. Zeit.* vi. 146; *Metten. Aspl.* 176, t. 5, fig. 9, 10.

*Asplenium calophyllum*, *J. Sm. Hook. Journ. Bot.* iii. 408; *Fée, Gen.* 191; *Metten. Aspl.* 176.

palmatum, *Lam.*—*Asplenium Hemionitis*.

palmatifidum, *M. Hb.*—Mauritius.

- Darea fumaroides*, *Carmich MS: Hb. Hook.*  
*Asplenium inaequale*,  $\gamma$ . palmato-furcatum, *M. olim.*
- paludosum*, *M.* [ante p. 43].—Java (*Zoll.* 352 z).  
*Asplenium paludosum*, *Metten. Aspl.* 168.  
*Allantodia paludosa*, *Zippel MS.: Kze. Bot. Zeit.* vi. 191.
- paniculatum*, *Hort.*—*Asplenium Fabianum.*
- Pappei*, *M.* [ante p. 135].—Natal; ? Neilgherries.  
*Asplenium gracile*, *Pappe et Raws. Syn. Fil. Afr. Aust.* 22.
- paradoxum*, *Bl. En.* 179.—Java; Sandwich Isles (*Douglas* 34, 46.)  
*Asplenium paradoxum*, *Metten. Aspl.* 122.  
*Asplenium oahuense*, *A. Gray MS.: Hb. Hook.*  
*Tarachia paradoxa*, *Presl, Epim. Bot.* 260.
- parallellum*, *Wall.*—*Diplazium sorzogonense.*
- parasiticum*, *Miers.*—*Asplenium harpeodes.*
- parvulum*, *M. et Gal. Foug. Mex.* 60, t. 15, fig. 3.—Mexico (*Galeotti* 6462, (6442—f. *Fée*); *Leibold* 24, 123, 124 in part).  
*Asplenium parvulum*, *Fée, Gen.* 192; *Id. Cat. lith. Foug. Mex.* 15.  
*Asplenium resiliens*, *Kze. Lin.* xviii. 331; *Liebm. Mex. Breg.* 88.  
*Asplenium trichomanoides*, *Kze. Sill. Journ.* vi. 85,—f. *Metz*; *Metten. Aspl.* 137.
- parvulum*, *Hook.*—*Asplenium trapezoides.*
- parvulum*, *Wall.* (*Cat.* 2207—not in *Hb.*)
- patens*, *Klfs. Enum.* 175.—Sandwich Isles; Bonin Island.  
*Asplenium patens*, *Spr. Syst.* 90; *Kze. Bot. Zeit.* vi. 524; *Brack. U.S. Expl. Exped.* xvi. 165; *Metten. Aspl.* 169.  
*Asplenium Diellii*, *A. Gray MS.: Hb. Hook.*  
*Diplazium patens*, *Presl, Tent.* 114; *Id. Epim. Bot.* 88, in obs.; *Fée, Gen.* 214.
- patens*, *Gaud.*—*Asplenium Adiantum-nigrum*,  $\beta$ .
- patens*, *Hook. et Arn.*—*Asplenium strictum.*
- pavonicum*, *Brack.*—*Asplenium tenellum.*
- pectinatum*, *Moore MS.: Hb. Hook.*—Sao Gabriel, Rio Negro (*Spruce* 2357); Esmeraldas.
- pectinatum*, *Wall.*—*Athyrium pectinatum.*
- pelargopus*, *Moritz.*—*Asplenium firmum.*
- pellucidum*, *Lam. Enc. Bot.* ii. 305 (excl. syn. *Plum.*)—Mauritius; Madagascar; Ins. Marianne; Philippine Isles (*Cuming* 147); Java; Borneo; Mergui; Khasya.  
*Asplenium pellucidum*, *Sw. Syn. Fil.* 79; *Willd. Sp. Pl.* v. 319; *Spr. Syst.* 83; *Desv. Prod.* 273; *Presl, Rel. Hænk.* i. 43; *Id. Tent. Pter.* 106; *Wall. Cat.* 226, 7091; *J. Sm. Hook. Journ. Bot.* iii. 408; *Metten. Aspl.* 148.
- Asplenium approximatum*, *Bl. Enum.* 179 (*Cuming* 147).  
 [Gen. 23. Sp. 685.]

- Asplenium decussatum*, Hort.  
*Asplenium Hilsenbergii*, Sieb. *Fl. Mixt.* 316.  
*Asplenium hirtum*, Klfs. *Enum.* 169; *Spr. Syst.* 85.  
*Asplenium Meyenianum*, Presl *MS*: *Hb. Mey.*; *Id. Tent. Pter.* 106;  
*Id. Epim. Bot.* 73; *Fée, Gen.* 191.  
*Asplenium oxyphyllum*, Wall. *Cat.* 223, non Metten.  
*Asplenium plumosum*, Carm. *MS*: *Hb. Hook.*; ? *Bory*—see *lineatum*.  
*Asplenium Torresianum*, Gaud. *Frey. Voy.* 317.
- pellucidum*, *β.* Lam.—*Asplenium abscissum*.  
 ? *penangianum*, Wall.—*Blechnum Finlaysonianum*.  
*pendulum*, Fée.—*Asplenium harpeodes*  
*pendulum*, Miers *MS*.—*Asplenium scandicinum*.  
*Perreymondii*, Balb. *MS*.—*Asplenium lanceolatum*.
- persicifolium*, *J. Sm. Hook. Journ. Bot.* iii. 408.—Philippine  
 Isl. (*Cuming* 125); Ceylon (*Coll. Perad.* 3461); India :  
 Neilgherries; Solomon Isles; ? Venezuela.  
*Asplenium persicifolium*, Fée, *Gen.* 191; *Metten. Aspl.* 97.
- peruvianum*, Desv. *Prod.* 271.—Peru.  
*Asplenium peruvianum*, Kze. *Lin.* ix. 69, in obs.; *Metten. Aspl.* 125.
- Petersenii*, Kze.—*Diplazium decussatum*,  
*petiolatum*, Colenso.—*Asplenium Hookerianum*.
- Petrarchæ*, De Candolle, *Fl. Franc.* vi. 238.—France: Mont-  
 pellier, Vacluse, Toulon; Spain; Sicily: Palermo,  
 Monte Pellegrino, Monte Gallo; Italy, Nice, etc.  
*Asplenium Petrarchæ*, Poir. *Enc. Supp.* v. 659; *Spr. Syst.* 68; *Hook. et*  
*Grev. Icon. Fil.* t. 162; *Link. Fil. Sp.* 90; *Kze. Lin.* xxiii. 236;  
*Fée, Gen.* 190; *Lowe, Ferns*, v. t. 38 A; *Heubl. Aspl. Eur.* 48;  
*Metten. Aspl.* 139.
- Asplenium glandulosum*, Loisel. *Not. Pl. Fl. Fr.* 145; *Id. Fl. Gall.* ii.  
 563; *Presl, Tent. Pter.* 108.  
*Asplenium pilosum*, Gussone, *Fl. Sic. Syn.* 661.  
*Asplenium Trichomanes*, *β.* *Lin. Hb.*  
*Asplenium vallisclausæ*, Requier, in *Guérin's Descr. Vauch.* 2 ed. 239.  
*Polypodium Petrarchæ*, *Guérin, Descr. Vauch.* 1 ed. 124.
- β. lata*, M.—Hort. Wentworth.  
*Asplenium Petrarchæ*, var., *Lowe, Ferns*, v. t. 38 B.
- philippense*, Willd. *Hb.*—*Asplenium laserpitifolium*.  
*Phyllitidis*, Don.—*Thamnopteris Phyllitidis*.  
*Phyllitidis*, Wall. (*J. Sm. Hook. Journ. Bot.* iv. 173).  
*pilosum*, Guss.—*Asplenium Petrarchæ*.  
*pimpinellifolium*, Schaffn.—*Asplenium falx*.
- pinnatifidum*, Nut. *Gen. N. Amer. Pl.* ii. 251.—N. America :  
 Philadelphia southwards along the Alleghanies, Tennessee,  
 North Carolina, Missouri.  
*Asplenium pinnatifidum*, *Spr. Syst.* 80; *Presl, Tent. Pter.* 106; *Fée,*  
*Gen.* 192; *Kze. Lin.* xxiii. 236; *Id. Sil. Journ.* 2 series, vi. 85; *A.*  
*Gray, Bot. North U. States* 694; *Hook. Icon. Pl.* t. 927; *Metten.*  
*Fil. Lips.* 72, t. 10, fig. 1, 2; *Id. Aspl.* 126.

- Asplenium rhizophyllum*,  $\beta$ . *pinnatifidum*, *Barton, Eaton's Man.* 5 ed. 120.—f. Kze.
- planicaule*, *Wall. Cat.* 189.—India: Nepal, Assam, Sikkim, Khasya (*Hook. fl. et Th.* 173\*), Simla, Kumaon, Gurwhal, Mishmee, Malabar, Concan, Neilgherries (*Schmid* 49, 132.)
- Asplenium planicaule*, *Metten. Aspl.* 187.
- Asplenium falcatum*, *Don, Prod. Fl. Nep.* 8. non. Lam.
- Asplenium falcatum*,  $\gamma$ . *abbreviatum*, *Kze. Lin.* xxiv. 260
- Asplenium semihastatum*, *Wall. MS.: Hb. Hook.*
- Asplenium truncatum*, "*Don ex. Wall.:*" *Presl, Tent. Pter.* 107.
- Tarachia truncata*, *Presl, Epim. Bot.* 78.
- planicaule*, *Lowe.*—*Asplenium fragrans*.
- plantagineum*, *Lin.*—*Diplazium plantagineum*.
- plantagineum*,  $\beta$ . *Lam.*—*Loxogramma lanceolata*.
- platybasis*, *Kze.*—*Asplenium falcatum*,  $\gamma$ .
- platyklamys*, *Fée, Iconographie Nouv.* 48, t. 14, fig. 3.—Caraccas (*Moritz* 26).
- platyphyllum*, *J. Sm.*—*Asplenium macrophyllum*.
- plebejum*, *R. Br.*—*Asplenium varians*.
- plumosum*, *Bory.*—*Asplenium lineatum*.
- Poeppigii*, *Presl.*—*Asplenium serra*.
- Poiretianum*, *Gaud.*—*Athyrium scandicinum*.
- polymeris*, *M.*—Gautemala.
- Asplenium polyphyllum*, *Bert. Act. Bonon.* iv. 443; *Metten. Aspl.* 122.
- polymorphum*, *M. et Gal. Foug. Mex.* 56, t. 15, fig. 2.—Mexico (*Galeotti* 6295; *Leibold* 18); Peru; Columbia (*Moritz* 360), Venezuela (*Fendl.* 139).
- Asplenium polymorphum*, *Fée, Gen.* 192; *Liebm. Mex. Bregm.* 94; *Kze. Lin.* xviii. 330.
- Asplenium Ruizianum*, *Cl. Lin.* xx. 354.
- Tarachia polymorpha*, *Presl, Epim. Bot.* 280.
- Tarachia Ruiziana*, *Presl, Epim. Bot.* 78.
- polymorphum*, *Wall.*— $\left\{ \begin{array}{l} \text{Diplazium polymorphum.} \\ \text{Diplazium frondosum.} \\ \text{Diplazium asperum.} \end{array} \right.$
- polymorphum*, *Eckl. et Zeyh.*—*Asplenium erectum*,  $\gamma$ .
- polymorphum*, *Hort.*—*Asplenium sulcatum*.
- polyodon*, *Forst.*—*Asplenium falcatum*.
- polyodon*, *Wall.*—*Asplenium protensum*.
- polypodioides*, *Sw.*—*Asplenium ebeneum*.
- polypodioides*, *Metten.*—*Diplazium polypodioides*.
- Polypodium*, *Bory.*—*Asplenium resectum*.
- polyphyllum*, *Presl MS.: Hb. Meyen; Id. Tent. Pter.* 108.—Sandwich Isles.

*Asplenium polyphyllum*, *Goldm. Nov. Act. N.C.* xix. supp. 462; *Metten. Asplen.* 166, t. 5, fig. 23,

*Tarachia polyphylla*, Presl, *Epim. Bot.* 83.

*polyphyllum*, Bert.—*Asplenium polymeris*.

*polystichoides*, Bl. *Hb. Lugd. Batav.*—Borneo.

*Asplenium polystichoides*, Metten. *Aspl.* 160.

*Tarachia polystichoides*, Presl, *Epim. Bot.* 260.

*porphyrocaulon*, Bl.—*Asplenium resectum*.

*porrectum*, Wall. (204).—*Diplazium porrectum*.

*porrectum*, Wall. (224).—*Asplenium protensum*.

*præmorsum*, Sw. *Prod.* 13; *Id. Syn. Fil.* 83.—W. Indies : Jamaica ; Central America (*Barclay* 2131); Mexico (*Galeotti* 6547; *Schaffn.* (1855) 307, 68 a, b; *Hartw.* 417; *Leibold* 17; *Jurgunsen* 627); Guatemala; Brazil (*Gardn.* 181, 5314; *Claussen* 76); Peru (*Mathews* 983; *Lechl.* 2013); Quito (*Jameson* 273); Columbia (*Moritz.* i. 24; 16, 150, 356; *Hartw.* 1524 more attenuated; *Wagener* 432), Venezuela (*Fendl.* 157), New Grenada (*Lind. Schlim* 638); Galapagos; Island of Gorgona; Cape de Verd Islands, Teneriffe (*Bourg.* 144), Madeira, Canaries; S. Africa; Abyssinia (*Schimp.* 678, 718); Mauritius; Sandwich Isles; India: Neilgherries, Mysore; Taurus (*Kotschy* 552).

*Asplenium præmorsum*, Willd. *Sp. Pl.* v. 339; *Spr. Syst.* 87; *Desv. Prod.* 278; *Presl, Tent. Pter.* 108; *Fée, Gen.* 192; *J. Sm. Hook. Journ. Bot.* iv. 174; *Kl. Lin.* xx. 358.

*Asplenium canariense*, Willd. *Sp. Pl.* v. 339; *Poir. Enc. Supp.* ii. 613; *Spr. Syst.* 87; *Presl, Tent. Pter.* 107; *Fée, Gen.* 191; *J. Sm. Hook. Journ. Bot.* iv. 174; *Webb et Berth. Phytog. Canar.* iii. part 2, 440, t. 251; *Kze. Lin.* xxiii. 232; *Brack. U.S. Expl. Exped.* xvi. 161; *Lowe, Ferns* v. 25 (fig.)

*Asplenium cicutarium*, Roxb. *Calc. Journ. Nat. Hist.* iv. 500?; *Metten. Aspl.* 128.

*Asplenium cuneatum*, Hook. et Grev. *Icon Fil.* t. 189.

*Asplenium furcatum*, Wall. *Cat.* 2206; *Schlech. Lin.* v. 612.

*Asplenium furcatum*, var., *Kze. Lin.* xviii. 333; *Id. Bot. Zeit.* iii. 284; *Metten. Fil. Lechl.* 16,

*Asplenium geminaria*, Bory, *Ess. Isles Fort.* 313; *Desv. Prod.* 278.

*Asplenium hirsutum*, Heyne *Hb.*: Wall. *Cat.* 212.

*Asplenium laceratum*, *Desv. Prod.* 278; *Hook. et Grev. Icon. Fil.* corrig.; *Lowe, Ferns* v. 25 (fig.); *Metten. Aspl.* 159.

*Asplenium luridum*, Brouss. *Hb.*—f. Webb.

*Asplenium maderense*, Penny, *Loud. Hort. Brit.* (ed. 1850), 494; *Kze. Lin.* xxiii. 235.

*Asplenium nigricans*, *Kze. Lin.* ix. 69; *Presl, Tent. Pter.* 106; *Fée, Gen.* 191, 192; *Id. Cat. lith. Foug. Mex.* 17.

*Asplenium obtusilobum*, *Desv. Berl. Mag.* v. 323; *Id. Prod.* 279.

*Tarachia geminaria*, Presl, *Epim. Bot.* 79.

*Tarachia nigricans*, Presl, *Epim. Bot.* 79.

—*β. furcatum*, M.—S. Africa (*Burch.* 3092; *Zeyh.* 1875; *Krauss* 734); Natal (*Plant* 324); Abyssinia (*Schimp.* 263); Madagascar; Teneriffe; Madeira; Mauritius (*Sieb. Syn. Fil.* 138); Bourbon; India: Tranquebar, Neil-  
[Gen. 23. Sp. 696]

gherries (*Schmid* 1, 6, 16, 19, 84, 121, 131, 160; *Weigle* 19; *Hohenack*. 910; *Kurr* 31; *Hook. fil. et Th.* 173); Cochin, Assam, Mergui; Ceylon (*Gard.* 1341; *Coll. Perad.* 3497); Java (*Zoll.* 2336, 2893); St. Helena; Sandwich Isles; New Holland; Swan River (*Drummond* 349); Trop. America: Venezuela (*Fendl.* 156), New Grenada (*Lind. Schl.* 846); ? Mexico (*Galeotti* 6390).—*Pluk.* t. 73, fig. 5; t. 123, fig. 6.

*Asplenium furcatum*, *Thunb. Prod.* 172; *Sw. Syn.* 83; *Willd. Sp. Pl.* v. 340; *Spr. Syst.* 89; *Desv. Prod.* 278; *Klfs. Enum.* 174; *Bl. Enum.* 186; *Link. Fil. Sp.* 96; *Schlech. Adumb.* 30; *Kze. Lin.* x. 519; xxiii. 235; xxiv. 265; *Id. Bot. Zeit.* vi. 175; *M. et Gal. Foug. Mex.* 62; *Liebm. Mex. Bregn.* 98; *Presl, Tent. Pter.* 108; *Fée, Gen.* 191, 192; *Brack. U.S. Expl. Exped.* xvi. 162; *Pappe et Raws. Syn. Fil. Afr. Austr.* 20; *Metten. Fil. Lips.* 77; *Id. Aspl.* 159, *Asplenium cuspidatum*, *Soland. MS.: Hb. Mus. Brit.* (attenuate S. African form).

*Asplenium dentex*, *Soland. MS.: Hb. Mus. Brit.*; [*Sweet, Hort. Brit.* 581; *Kze. Lin.* xxiii. 233].

*Asplenium fragrans*, *Schkuhr, Crypt.* 199, t. 130 b.

*Asplenium furcatum*, v. fissulum, et v. fragrans, *Bl. Enum.* 186.

*Asplenium furcatum*, v. angustifolium, *Desv. Prod.* 278.

? *Asplenium furcatum*, v. macrum, *Fée, Cat. lith. Foug. Mex.* 17.

*Asplenium præmorsum*, *Br. Prod.* 150; *Lowe, Ferns*, v. t. 7.

*Asplenium strictum*, *Bory MS. (Schlech. Adumb.* 30 note).

*Acrostichum filare*, *Forsk. Fl. Egypt. Arab.* 184.—f. spec. auth. *Hb.*

*Mus. Brit.*; *Sw. Syn.* 18; *Poir. Enc. Supp.* i. 126; *Metten. Aspl.* 159.

*Tarachia Browniana*, *Presl, Epim. Bot.* 260.

*Tarachia furcata*, *Presl, Epim. Bot.* 80.

—*γ. validum* (*Kze. Bot. Zeit.* vi. 175).—Java *Zoll.* 605z.)

*Asplenium tripartitum*? *Zoll. Hb.* 605 z.

*Tarachia furcata*, *γ. valida*, *Presl, Epim. Bot.* 80.

—*δ. latum* (*Desv. Prod.* 278).—S. Africa; Natal; New Holland; Island of St. Paul; Java; India: Assam; Sylhet, Mysore, Neilgherries; Ceylon (*Gardn.* 33, 1082.)

*Asplenium adiantoides*, *Lam. Enc. Bot.* ii. 309.

*Asplenium cuneatum*, *Wight Hb.*

*Asplenium falsum*, *Retz. Obs.* vi. 309.

*Asplenium furcatum*, *Schkuhr, Crypt.* 73, t. 79.

*Asplenium mascareinense*, *Desv. Prod.* 278.

*Asplenium mysurense*, *Roth: Hb. Heyne; Wall. Cat.* 213; *Spr. Syst.* 88.

*Asplenium præmorsum*, *Pappe et Raws. Syn. Fil. Afr. Aust.* 20—f. fig. cit.

*Asplenium tripartitum*, *Bl. Enum.* 185,

*Tarachia furcata*, *β. platyphylla*, *Presl, Epim. Bot.* 80 (excl. syn. *Hook. et Grev.*

*præmorsum*, R. Br.—*Asplenium præmorsum*, *β.*

*præmorsum*, Bl.—*Asplenium horridum*.

*præmorsum*, *Pappe et Raws.*—*Asplenium præmorsum*, *δ.*

*Prescottianum*, *Wall.*—*Diplazium Prescottianum*.

*Prionites*, *Kze. Lin.* x. 511.—S. Africa: Graham's Town; Natal (*Plant* 348.)

- Asplenium Prionites, *Fée, Gen.* 191; *Pappe et Raws. Syn. Fil. Afr. Aust.* 17; *Metten. Aspl.* 94, t. 4, fig. 19.
- prionurus, *J. Sm. Hook. Journ. Bot.* iii. 408.—Philippine Isl. (*Cuming* 197).
- Asplenium prionurus, *Metten. Aspl.* 97.
- procerum, *Wall. Cat.* 2203.—India: Nepal, Sikkim, Khasya, (*Hook. fil. et Thom.* 203 b, c.)
- Asplenium procerum, *M. ante* p. 43.
- Allantodia procera, *Wall. Hb.*
- procerum, *Bernh.*—Lomaria procera.
- productum, *Presl.*—Asplenium elongatum.
- productum, *Lowe.*—Asplenium Adiantum-nigrum,  $\beta$ .
- progrediens, *Fée, Iconogr. Nouv.* 82; *Id. Cat. lith. Foug. Mex.* 15.—Mexico (*Schaffn.* (1854) 54, (1856) 449).
- Asplenium progrediens, *Metten. Aspl.* 151.
- projectum, *Kze. Lin.* ix. 68; xiii. 141, in obs.—Peru.
- Asplenium projectum, *Presl, Tent. Pter.* 108; *Metten. Aspl.* 124.
- proliferum, *Sw.*—Fadyenia prolifera.
- proliferum, *Lam.*—Callipteris prolifera.
- proliferum, *Wall.* (236).—Callipteris accedens.
- proliferum, *Wall. (Hb.)*—Callipteris ambigua.
- propinquum, *M.*—Diplazium marginatum.
- protensum, *Schrad. Goett. gel. Anz.* 1818, 916.—S. Africa (*Krauss* 736); Natal; Abyssinia (*Schimp.* 611, 1264); Mauritius.
- Asplenium protensum, *Schlech. Adumb.* 29, t. 16; *Kze. Lin.* x. 513; *Presl, Tent. Pter.* 107; *Fée, Gen.* 190; *Pappe et Raws. Syn. Fil. Afr. Austr.* 18; *Metten. Asplen.* 149.
- Asplenium porrectum, *Wall. Cat.* 224 prius.
- Asplenium polyodon, *Wall. Cat.* 224 corrig.
- protensum, *Willd. (Hb.* 19938—Philippines; *Schlech. Adumb.* 29, 31).
- protensum, *Klfs.*—Asplenium Kaulfussii.
- pseudo-nitidum, *Raddi, Fil. Bras.* 39, t. 55.—Brazil (*Gardn.* 179, 180; *Blanch.* 2513?).
- Asplenium pseudo-nitidum, *Fée, Gen.* 191; *Brack. U.S. Expl. Exped.* xvi. 161; *Metten. Aspl.* 127, t. 5, fig. 21.
- Asplenium martinicense, *Raddi, Syn. Fil.* 98.
- pterophorum, *Presl.*—Asplenium alatum.
- pteropus, *Klfs. Enum.* 170.—Brazil (*Mart.* 347); Venezuela (*Fendl.* 433); W. Indies: Jamaica, St. Vincent's, Gaudeloupe (*L'Herm.* 9), Portorico.
- Asplenium pteropus, *Spr. Syst.* 83; *Kze. Flora* 1839, i. beibl. 40  
*Metten. Aspl.* 119.

—*β. majus*, Metten. *Aspl.* 120.—Venezuela (*Lind. F. et Schl.* 249), Columbia (*Moritz* 23 b.)

*Asplenium fernandezianum*, *Kl. Lin.* xx. 355.—f. Mett.

—*γ. radicans*, Metten. *Aspl.* 120,—Brazil (*Mart.* 340).

*pteropus*, Bory Hb.—*Asplenium Doreyi*.

*puberulum*, Wall.—*Callipteris ambigua*.

*pubescens*, Metten.—*Callipteris ambigua*.

*pubescens*, Houlst. et M.—*Athyrium decurtatum*.

*pubescens*, Wall. Hb. (204).—*Diplazium porrectum*.

*pubescens*, Wall. Hb. (235).—*Diplazium Prescottianum*.

*pulchellum*, Raddi, *Syn. Fil.* 95; *Id. Fil. Bras.* 37, t. 52, fig. 2.—Brazil; Peru.

*Asplenium pulchellum*, *Presl, Tent. Pter.* 107; *Kze, Lin.* ix. 66; *Gaud. Frey. Voy.* 315; *Fée, Gen.* 191; *Brack. U. S. Expl. Exped.* xvi. 148; *Metten. Aspl.* 123.

—*β. Otites*, Metten. *Aspl.* 123.—Brazil.

*Asplenium Otites*, *Link, Hort. Ber.* ii. 60; *Id. Fil. Sp.* 91; *Kze. Lin.* xxiii. 236; *Metten. Fil. Lips.* 74, t. 9, fig. 1—4.

*Asplenium pulchellum*, *Hort. : Moore et Houlst. Gard. Mag. Bot.* iii. 259; *Lowe, Ferns v. t.* 31 A.

*Asplenium obtusifolium*, *Hort. Petrop.*

*pulchellum*, Wall.—*Asplenium nitidum*.

*pulchellum*, Hort.—*Asplenium pulchellum, β.*

*pulchrum*, *Pet. Th. MS. : Willd. Hb.* 19942.—S. Africa: Kaffraria, Macalisberg, Graham's Town; Natal; Abyssinia (*Schimp.* ii. 679); Mauritius.

*Asplenium pulchrum*, *Presl, Tent. Pter.* 108; *Kze. Bot. Zeit.* vi. 175; *Metten. Aspl.* 117, t. 5, fig. 24.

*Asplenium cuneatum*, *Kze. Lin.* x. 516; *Pappe et Raws. Syn. Fil. Afr. Aust.* 20.

*pulchrum*, Loud. (*Hort. Brit.* ed. 1850, 494—Jamaica; *Kze. Lin.* xxiii. 237).

*pulchrum*, Wall.—*Asplenium brasiliense*.

*pumilum*, *Sw. Fl. Ind. Occ.* iii. 1610; *Id. Syn. Fil.* 76.—W. Indies: Jamaica, Martinique, (*Sieb. Fl. Mart.* 361; *Belanger* 803), Cuba (*Wright* 861), St. Vincent's, Gaudeloupe—larger, St. Christopher, Antigua; \*Columbia (*Moritz* i. 71), Venezuela (*Fendl.* (130) Caraccas (*Moritz* 19, 20); N. Andulasia; Veraguas; Guatemala; Mexico (*Galeotti* 6424; *Leibold* 19; *Schaffn.* (1854) 49, (1856) 471; *Botteri* 45); Teapa (*Lind.* 1486); Philippine Isles; Abyssinia.—*Plum.* t. 66 A; *Lam. Ill.* t. 876, fig. 3

*Asplenium pumilum*, *Willd. Sp. Pl.* v. 308; *Spr. Syst.* 86; *Desv. Prod.* 270; *Poir. Enc. Supp.* ii. 532; *H.B.K. Nov. Gen.* i. 14; *Presl,*

[*Gen.* 23. Sp. 707.]



- Tent. Pter.* 108; *Link, Fil. Sp.* 88; *Kze. Lin.* ix. 62; xviii. 328; xxiii. 237; *Id. Bot. Zeit.* iii. 287; *Kl. Lin.* xx. 354; *Metten. Fil. Lips.* 75; *Id. Aspl.* 127; *Fée, Gen.* 191; *Lowe, Ferns* v. t. 31 B.
- Asplenium anthriscifolium*, *Jaeg. Coll.* ii. 103, t. 2, fig. 3—4.
- Asplenium heterophyllum*, *Presl, Rel. Hænk.* i. 40.—f. Spr.; *Id. Tent. Pter.* 106; *Metten. Aspl.* 127.
- Asplenium humile*, *Spr. N. Ent.* iii. 6.—f. Klfs.; *Desv. Prod.* 276.
- Asplenium hymenophylloides*, *Fée MS.* (pumilum var., *Id. Iconogr. Nouv.* 54, t. 15, fig. 4).
- Asplenium minimum*, *M. et Gal. Foug. Mex.* 55, t. 15, fig. 1.—f. Liebm.
- Asplenium Schimperianum*, *Hochst. Schimp. Pl. Abyss.* "sect. ii. n. 643"; *Fée, Gen.* 191.
- Asplenium tenerimum*, *Hochst. Schimp. Pl. Abyss.* 2084.
- Tarachia pumila*, *Presl, Epim. Bot.* 75.
- β. incisum*, *M.*—San Blas, Central America (*Hb. Hook.*)
- Pardieanum*, *Hook.*—*Hemidictyum Purdieanum.*
- pusillum*, *Bl. Enum.* 183—Java.
- Asplenium pusillum*, *Metten. Aspl.* 139.
- Tarachia pusilla*, *Presl, Epim. Bot.* 260.
- pusillum*, *Banks Hb.*—*Asplenium Hookerianum.*
- pusillum*, *Chapm. MS.*—*Asplenium myriophyllum* (form).
- pyncocarpon*, *Spr.*—*Asplenium angustifolium.*
- pyncophyllum*, *M.* [ante p. 121]—Mexico.
- Asplenium coriaceum*, *Fée, Gen.* 190, 193; *Id. Iconogr. Nouv.* 46, t. 15, fig. 1; *Metten. Aspl.* 146.
- pygmæum*, *Boj. Hort. Maurit.* 395.—Mauritius.
- pygmæum*, *Lin. fil.*—*Asplenium Ruta-muraria.*
- pyramidatum*, *Desv. Prod.* 271.—? Tristan d'Acunha.
- pyramidatum*, *Liebm.*—*Asplenium sulcatum.*
- quitense*, *Willd. Hb.*—*Asplenium delicatulum.*
- rachirhizon*, *Raddi, Fil. Bras.* 39, t. 56.—Brazil (*Gardn.* 42), Organ Mountains (*Gardn.* 176); Peru; S. Darien; Mexico; Caraccas (*Lindl.* 153); Solomon Isles.
- Asplenium rachirhizon*, *Kze. Lin.* xxiii. 237; *Fée, Gen.* 192; *J. Sm. Bot. Voy. Herald.* 237; *Brack. U. S. Expl. Exped.* xvi. 186; *Lowe, Ferns* v. t. 34.
- Asplenium amabile*, *Liebm. Mex. Bregn.* 99.
- Asplenium flabellulatum*, *β. Metten. Asplen.* 131 in part.
- Asplenium unisoriale*, *Raddi, Syn. Fil.* 100; *Desv. Prod.* 279.
- Raddi*, *Fée.*—*Asplenium serratum*, *β.*
- Raddianum*, *Gaud.*—*Asplenium braziliense.*
- radiatum*, *Sw.*—*Actiniopteris radiata.*
- radicans*, *Sw. Syn. Fil.* 84.—W. Indies: Jamaica, Cuba (*Wright* 851, p. 850); S. America: Columbia (*Moritz* i. 43; ii. 44; 187, 264—f. *Mett.*), Caraccas (*Otto* 651), Venezuela (*Fendl.* 127), New Grenada (*Lindl. Schlim* 63; *Funck* 655, *F. et Schl.* 243, 954); Peru; Tarapota

(*Spruce* 4021, 4680); Quito (*Jameson* 34): Salanga.—Columbia (*Moritz* 364), Caraccas (*Lind.* 163), Venezuela (*Fendl.* 125): more divided form, approaching *rachirhizon*.

*Asplenium radicans*, *Kze. Lin.* xxiii. 237, 409.

*Asplenium flabellatum*, *Kze. Bot. Zeit.* iii. 285.

*Asplenium flabellulatum*, *Kl. Lin.* xx. 357 (incl.  $\beta$ ); *Metten. Asplen.* 130, in part.

*Asplenium rhizophorum*, *Sw. Schrad. Journ.* 1800, ii. 56—non *Syn. fil.* 81; *Kze. Lin.* xxiii. 237, 409 (rhizophyllum, ex. err.)

*radicans*, *Schkuhr.*—*Diplazium radicans*.

*radicans*, *Pritch.*—*Asplenium tenellum*.

*radicans*, *Wight MS.*—*Thamnopteris Nidus*.

*radicans*, *Auct.*—*Diplazium varium*.

*radicans*, *Hort.*—*Asplenium rhizophorum*.

*ramosum*, *Spr.*: Bernh.—*Diplazium radicans*.

*ramosum*, *Poir.*—*Didymochlæna lunulata*.

*Raouli*, *Metten.*—*Asplenium Hookerianum*.

*rariflorum*, *Wall.*—*Asplenium laserpitiifolium*.

*reclinatum*, *Houlst.*—*Asplenium tenellum*.

*recognitum*, *Kze.*—*Asplenium sulcatum*.

*recurvatum*, *Don, Prod. Fl. Nep.* 7.—India: Nepal.

*Asplenium recurvatum*, *Spr. Syst.* 82; *Metten. Aspl.* 122.

*regulare*, *Sw.*—*Asplenium brasiliense*.

*regulare*, *Wall.*—*Asplenium Wallichianum*.

*reflexum*, *Bory.*—*Asplenium lunulatum*,  $\beta$ .

*refractum*, *Moore, Ferns of Gt. Brit. Nature-Printed*, sub. † 35 A; *Id. Octavo Nature-Printed British Ferns*, ii. 6t.

—? Scotland.

*Asplenium refractum*, *Lowe, Ferns v. t.* 35 A.

*refractum*, *Hook. MS.*—*Asplenium mucronatum*.

*remotum*, *M.* [ante p. 125.]—Samoan Islands.

*Asplenium distans*, *Brack. U.S. Expl. Exped.* xvi. 155; *Metten. Aspl.* 95.

*repandulum*, *Kze. Lin.* ix. 65; xxiii. 237.—Peru; Brazil.

*Asplenium repandulum*, *Presl, Tent. Pter.* 107; *Fée, Gen.* 191, 192; *Metten. Fil. Hort. Bot. Lips.* 73.

*Asplenium obtusifolium*, *Link, Fil. Sp.* 88.—f. *Kze.*

*repandulum*, *M. et Gal.*—*Asplenium salicifolium*.

*repente*, *Desv. Prod.*—271.—Madagascar.

*Asplenium repente*, *Metten. Asplen.* 137.

*resectum*, *Sm. Icon. Ined.* t. 72.—Bourbon; Mauritius (*Sieb. Syn.* 70; *Fl. Mixt.* 300); Fernando Po (narrow and slender); India (*Hook. fil. et Thom.* 187, 189): Chittagong, Chappedong, Moulmein, Khasya, Sikkim, Simla, [Gen. 23. Sp. 719.]

Nepal, Malabar, Dendigal, Cochin; Ceylon (*Gardn.* 29, 32, 1075, 1077, 1336, 1338; *Col. Perad.* 1336, 3269); Java (*Zoll.* 2331); Sumatra; Philippine Isles (*Cuming* 40); Society Isles; Sandwich Isles: Oahu; Feejee Isles; Mexico (*Schaffn.* (1854) 51.)

*Asplenium resectum*, *Sw. Syn.* 80; *Willd. Sp. Pl.* v. 322; *Poir. Enc. Supp.* ii. 508; *Spr. Syst.* 84; *Presl, Tent. Pter.* 107; *Hook. e. Grev. Icon. Fil.* t. 114; *Hook. et Arn. Beech. Voy.* 106; *J. Sm. Hook. Journ. Bot.* iii. 408; *Kze. Lin.* xxiii. 237; *Fée, Gen.* 191; *Brack. U. S. Expl. Exped.* xvi. 149; *Metten. Aspl.* 132.

*Asplenium amoenum*, *Presl, Tent. Pter.* 107; *Metten. Asplen.* 131, t. 5, fig. 11.

*Asplenium decurrens*, *Wall. Cat.* 190.

*Asplenium erythrocaulon*, *Bl. Enum.* 183; *Metten. Aspl.* 133.

*Asplenium fraternum*, *Presl, Epim. Bot.* 74, in obs.; *Fée, Cat. lith. Foug. Mex.* 16.

*Asplenium inaequilaterale*, *Willd. Sp. Pl.* v. 322; *Poir. Enc. Supp.* ii. 508.

*Asplenium lætum*, *Wall. Cat.* 209 (slender lobate form); *Kze. Lin.* xxiv. 264, in obs.

*Asplenium Polypodium*, *Bory MS.: Willd. Sp. Pl.* v. 322; *Desv. Prod.* 273.

*Asplenium porphyrocaulon*, *Bl. Enum.* 182; *Kze. Bot. Zeit.* vi. 174.

*Asplenium unilaterale*, *Lam. Enc. Bot.* ii. 305 (excl.  $\beta$ . et  $\gamma$ .)

—*\beta. cristatum*, M.—India (*Hook. fil. et Thom.* 187\*): Nepal, Sikkim, Khasya, Bhotan, Assam, Mishmee, Tavoy; Ceylon (*Col. Perad.* 1337); Java (*Zoll.* 2967 ?); Philippine Isl. (*Cuming* 110); Bourbon; Owhyhee.

*Asplenium cristatum*, *Wall. Cat.* 211.

*Asplenium eroso-dentatum*, *Bl. Enum.* 182; *Metten. Aspl.* 133.

*Asplenium excisum*, *Presl, Epim. Bot.* 74; *Fée, Gen.* 191.

*Asplenium obscurum*, *Bl. Enum.* 181; ? *Kze. Bot. Zeit.* vi. 174; *Metten. Aspl.* 133.

*Asplenium serræforme*, *Metten. Asplen.* 119, t. 4, fig. 13.

*resiliens*, *Kze.*—*Asplenium parvulum*.

*reticulatum*, *Wall.*—*Allantodia Brunoniana*.

*reticulatum*, *Roxb. MS.*—*Loxogramma macrophylla*.

*retortum*, *Klfs.*—*Asplenium mucronatum*.

*retusum*, *Poir. Enc. Supp.* ii. 503.—Bourbon.

*Asplenium retusum*, *Desv. Prod.* 270; *Metten. Asplen.* 127.

*Asplenium obtusatum*, *Bory: Hb. Desfont.*

*rhizophorum*, *Lin. Sp. Pl.* 1540—f. spec. in Hb.—W. Indies: Jamaica, Portorico, Cuba (*Lind.* 1755); S. America: Venezuela (*Fendl.* 126, 126  $\beta$ .—less divided), Caracae (*Lind.* 165; *Funck* 657); Guiana (*Rich. Schomb.* 1150, 1206); Brazil (*Gardn.* 5941, 5308—smaller); [? Mexico.]

*Asplenium rhizophorum*, *Sw. Syn.* 81; *Lam. Enc.* ii. 307; *Willd. Sp. Pl.* v. 334; *Spr. Syst.* 86; *Desv. Prod.* 270; *Fée, Gen.* 191; *J. Sm. Cat. Ferns* 44; [? *Liebm. Mex. Bregm.* 100; ? *M. et Gal. Foug. Mex.* 60].

*Asplenium allœopterum*, *Kze. MS.: Kl. Lin.* xx. 363; *Fée, Gen.* 191.

*Asplenium cyrtopterum*, *Kze. Lin.* xxiii. 233, 303; *J. Sm. Cat. Kew Ferns* 5; *Metten. Fil. Hort. Bot. Lips.* 75, t. 10, fig. 3—4.

- Asplenium flabellulatum*, *a.* Metten. *Asplen.* 130.  
*Asplenium* Karsteni, *Hort.*: non Kl.  
*Asplenium radicans*, *Hort.*: *Lowe, Ferns* v. t. 12 B.
- rhizophorum*, Sw. (Schrad. J.)—*Asplenium radicans*.  
*rhizophorum*, Schkuhr.—*Diplazium radicans*.  
*rhizophorum*, Metten.—*Asplenium cirrhatum*.
- rhizophyllum*, *Kze. Lin.* ix. 71.—W. Indies: Cuba, Jamaica, St. Domingo, Portorico; Central America; Columbia (*Cuming* 1246), Venezuela (*Linden: Funck et Schlim* 839, 1577), New Grenada; Cocos Island (*Barclay* 2196); Sandwich Islands.—*Sloane Jam.* i. t. 52, fig. 3; *Lam.* Ill. t. 867.
- Asplenium rhizophyllum*, *Presl, Tent. Pter.* 108; *J. Sm. Hook. Journ. Bot.* iv. 174; *Id. Cat. Ferns*, 45; *Liebm. Mex. Bregm.* 99; *Metten. Asplen.* 115.  
*Asplenium Macraei*, *Hook. et Grev. Icon. Fil.* t. 217; *Presl, Tent. Pter.* 108; *Fée, Gen.* 192; *Brack. U.S. Explor. Exped.* xvi. 159; *Metten. Asplen.* 115.  
*Asplenium myriophyllum*, *β. minus*, *Presl, Rel. Hænk.* 48.  
*Cænopteris rhizophyllum*, *Thunb. Nov. Act. Petrop.* ix. 158; *Sm. Icon. Ined.* ii. t. 50; *Sw. Syn.* 88; *Spr. Syst.* 91; *Desv. Prod.* 267; *Hook. et Grev. Icon. Fil.* t. 193.  
*Darea rhizophylla*, *Sm. Mem. Acad. Tur.* v. 409; *Willd. Sp. Pl.* v. 300; *Poir. Enc. Supp.* ii. 452; *Fée, Gen.* 332.
- rhizophyllum*, Lin.—*Gamptosorus rhizophyllus*.  
*rhizophyllum*, *β.* Barton.—*Asplenium pinnatifidum*.  
*rhizophyllum*, var. Metten.—*Asplenium myriophyllum*.  
*rhizophyllum*, Poepp.—*Asplenium auritum*, *β.*  
*rhoifolium*, Metten.—*Diplazium rhoifolium*.
- rhomboidale*, *Desv. Prod.* 272.—St. Domingo.—*Plum.* t. 65.  
 (*Desv.*)  
*Asplenium rhomboidale*, *Metten. Aspl.* 133.  
*Asplenium unilaterale*, *γ.* *Lam. Enc.* ii. 305.—*f.* *Desv.*
- rhomboideum*, *Brack.*—*Asplenium fragile*, *β.*
- Richardi*, *Hook. fl. Fl. N. Zeal.* ii. 35.—New Zealand.  
*Asplenium adiantoides*, *v.* *Richardi. Hook. fl. Hook. Icon. Pl.* t. 977.  
*Asplenium furcatum*, *v.* *millefoliatum, Hook. fl. MS.: Hb. Hook.*
- rigidum*, Sw.—*Asplenium sulcatum*,  
*rigidum*, Wall. *MS.*—*Diplazium lanceum*.  
*riparium*, *Liebm.*—*Asplenium salicifolium*.  
*riparium*, *Brack.*—*Asplenium laserpitiifolium*.
- robustum*, *Bl. Enum.* 189.—Java.
- Röemerianum*, *Kze.*—*Diplazium Röemerianum*.  
*rotundatum*, *Klfs.*—*Asplenium lanceolatum*.  
*Ruizianum*, *Kl.*—*Asplenium polymorphum*.
- rutaceum*, *Metten. Asplen.* 129, t. 5, fig. 32, 33.—Columbia (*Moritz* 402).—*Plum.* t. 57, coarse.

*Aspidium rutaceum*, Willd. *Sp. Pl.* v. 266; *Poir. Enc. Supp.* iv. 421; *Spr. Syst.* 109; *Desv. Prod.* 249.

*Asplenium elegantulum*, Moritz MS.

*Athyrium rutaceum*, Presl, *Tent. Pter.* 98.

*rutæfolium*, Presl, *Tent. Pter.* 108.—Bourbon; S. Africa (*Krauss* 743; *Zeyh.* 4634); Natal (*Plant* 328).

*Asplenium rutæfolium*, Kze. *Lin.* x. 521; *J. Sm. Hook. Journ. Bot.* iv. 174; *Pappe et Raws. Syn. Fil. Afr. Aust.* 23; *Metten. Aspl.* 110.

*Cænopteris furcata*, Thunb. *Nov. Act. Petrop.* ix. 160, in part.

*Cænopteris rutæfolia*, Bergius, *Act. Petrop.* vi. 249, t. 7, fig 2; *Spr. Syst.* 91; *Desv. Prod.* 267.

*Darea rutæfolia*, Sm. *Mem. Acad. Turin* v. 409; *Willd. Sp. Pl.* v. 298; *Poir. Enc. Supp.* ii. 452; *Schlech. Adumb.* 33; *Fée, Gen.* 332.

—β. *furcatum*, M.—Bourbon (*Boiv.* 868); Mauritius; S. Africa: Kaffraria; India: Himalaya; Mishmee (prolif. filif. apex); Ceylon (*Hook. fl. et Thom.* 190; *Gardn.* 1348); Feejee Islands (*Brack.*)

*Cænopteris furcata*, Bergius, *Act. Petrop.* vi. 249, t. 7, fig. 1; *Thunb. Nov. Act. Petrop.* ix. 160 in part, t. F, fig. 1; *Sw. Syn.* 89; *Spr. Syst.* 91; *Desv. Prod.* 267.

*Adiantum furcatum*, *Lin. Supp.* 447.

*Adiantum achillæfolium*, Lam. *Enc.* i. 43; *Poir. Enc. Supp.* i. 145.

*Adiantum borbonicum*, Jacq. *Coll.* iii. 206, t. 21, fig. 1.

*Asplenium bipinnatum*, *Brack. U. S. Expl. Exped.* xvi. 344, in corrig. (*furcatum* in text p. 170.)

*Asplenium stans*, Kze. *Lin.* x. 521; *Pappe et Raws. Syn. Fil. Afr. Aust.* 23.

*Darea furcata*, Sm. *Mem. Acad. Turin* v. 409; *Willd. Sp. Pl.* v. 297; *Poir. Enc. Supp.* ii. 451; *Schlech. Adumbr.* 33; *Fée, Gen.* 332.

*Darea stans*, Bory, *Belang. Voy.* ii. 53.

—γ. *distichum*, M.—Arabia Felix.

*Darea disticha*, Klfs. *Enum.* 80; *Metten. Aspl.* 112.

*Cænopteris disticha*, *Spr. Syst.* 91.

*Lonchitis bipinnata*, Forsk. *Fl. Ægypt. Arab.* 184.

—δ. *palmatum*, M.—Mascaren Islands.

*Darea palmata*, Klfs. *Enum.* 181; *Fée, Gen.* 332; *Metten. Asplen.* 111.

*Cænopteris palmata*, *Spr. Syst.* 91.

*Ruta-muraria*, *Lin. Sp. Pl.* 1541.—Great Britain, Ireland; France, Belgium, Holland, Russia, Scandinavia, Switzerland, Germany, Spain, Portugal, Corsica, Sicily, Italy, Hungary, Transylvania, Dalmatia, Croatia, Greece, Turkey, Crimea; N. Africa: Algiers; S. Africa; Caucasus, Altai; Siberia: Baikal, Davuria; Kashmir (*Hook. fl. et Thom.* 180), Thibet; N. America: Vermont to N. Carolina, Michigan, etc.—Plum t. A, fig. 3.

*Asplenium Ruta-muraria*, Sw. *Syn.* 85; *Id. Sv. Bot.* v. t. 306; *Willd. Sp. Pl.* v. 341; *Lam. Enc.* ii. 309; *Schkuhr, Crypt.* 75, t. 80 b; *Fl. Dan.* ii. t. 190; *Bolton, Fil. Brit.* 28, t. 16; *Eng. Bot.* iii. t. 150; *Fries, Sum. Veg.* 82; *Opiz, Kratos* 1820, 17 (a. β. γ.); *Spr. Syst.* 88 (excl. syn. Kit.); *Desv. Prod.* 277; *Link, Fil. Sp.* 97; *Presl, Tent. Pter.* 108; *Koch, Syn.* 2 ed. 983; *Ledeb. Fl. Alt.* iv. 327; *Id. Fl. Ross.* iv. 520; *A. Gray, Bot. N. U. States*, 594; *Hook. Gen.* [Gen 23. sp. 728.]

- Fil.* t. 30; *J. Sm. Hook. Journ. Bot.* iv. 173; *Kze. Lin.* xxiii. 237; *Fée, Gen.* 190; *Metten. Fil. Lips.* 77; *Id. Asplen.* 143; *Heufl. Aspl. Eur.* 95; *Pappe et Raws. Syn. Fil. Afr. Aust.* 20; *Lowe, Ferns, v.* t. 27; *Newm. Brit. Ferns, 2 ed.* 261; *Moore, Ferns of Gt. Brit. Nature-Printed,* t. 41 A; *Id. Octavo ed.* t. 78; *Id. Handb. Brit. Ferns, 3 ed.* 188; *Sowerby, Ferns of Gt. Britain* 55, t. 32.
- Asplenium Matthioli*, *Gaspar. Nobiz piante Lucania* 2; *Guss. Fl. Sic. Syn.* 663.
- Asplenium murale*, *a. Bernh. Schrad. Journ.* 1799, i. 311; *Id.* 1801, i. 19; *Salisb. Prod.* 403.
- Asplenium murorum*, *Lam. Fl. Franc.* i. 28.
- Asplenium pygmæum*, *Lin. fil.*
- Adiantum pygmæum*, *Lin. Hb.*
- Acrostichum Ruta-muraria*, *Lam. Ill.* t. 865, fig. 1.—*f. Poir. Enc. Supp.* iv. 730.
- Amesium Ruta-muraria*, *Newm. Brit. Ferns, 2 ed.* 10; 3 ed. 253.
- Phyllitis Ruta-muraria*, *Mæneh, Method.* 724.
- Scolopendium Ruta-muraria*, *Roth, Fl. Germ.* iii. 52.
- Tarachia Ruta-muraria*, *Presl, Epim. Bot.* 81.
- β. elatum*, *Lang, Syll. Pl. Ratisb.* 1825, 188.—Hungary, Bohemia, Banat; Tyrol; Gt. Britain; Asia: Karabagh.
- Asplenium Ruta-muraria v. elatum*, *Sadl. Fil. Hung.* 29; *Heufl. Aspl. Eur.* 102; *Moore, Ferns of Gt. Brit. Nature-Printed, Octavo ed.* —t. 79, fig. D.
- Asplenium leptophyllum*, *Schultz: Rabenh. Krypt. Fl.* ii. 3, 315.
- Asplenium multicaule*, *Presl, Verh. Vaterl. Mus.* 1836, 65, t. 3, fig. 2; *Heufl. Asplen. Europ.* 98.
- Tarachia multicaulis*, *Presl, Epim. Bot.* 81.
- γ. zoliense*, (*Heufl. Aspl. Eur.* 104.)—Hungary.
- Asplenium zoliense*, *Kitaiib. MS.: Sadler, Fil. Hung.* 29.
- Ruta-muraria*, *Wall. (pr.)—Asplenium varians.*
- salicifolium*, *Lin. Sp. Pl.* 1538.—W. Indies: Jamaica, Hispaniola, Martinique, Cuba (*Wright* 848 in part); Columbia: Venezuela (*Fendl.* 143), New Grenada (*Lind. Schl.* 397); British Guiana (*Rob. Schomb.* 451 in part); Brazil (*Gardn.* 168; ? *Mart.* 342); Peru; Mexico (*Lind.* 68; *Galeotti* 6274; *Schaffn.* (1854) 52, 53, 56; (1856) 473).—*Plum* t. 60 (*Sw.*)
- Asplenium salicifolium*, *Sw. Syn. Fil.* 77; *Willd. Sp. Pl.* v. 313; *Lam. Enc.* ii. 306; *Desv. Prod.* 275; *Raddi, Fil. Bras.* 35, t. 50; *Presl, Tent. Pter.* 106; *Kze. Lin.* ix. 64; xxi. 216, in obs.; xxiii. 237; *Fée, Gen.* 191; *Brack. U. S. Expl. Exped.* xvi. 149; *Metten. Aspl.* 100, t. 4, fig. 14.
- Asplenium Martensii*, *Fée, Cat. lith. Foug. Mex.* 16.
- Asplenium repandulum*, *M. et Gal. Foug. Mex.* 16.
- Asplenium riparium*, *Liebm. Mex. Breg.* 92.
- Asplenium obtusifolium*, *Metten. Aspl.* 100, in part.
- salicifolium*, *Sieb. (pt.)—Diplazium cultrifolium.*
- salicifolium*, *Kl.: Sieb.—Asplenium falx.*
- salicifolium*, *Kze.: Poepp.—Asplenium abscissum.*
- salicifolium*, *Spr.—Asplenium coriaceum.*
- salicifolium*, *Splitg.—Asplenium integerrimum.*
- salicifolium*, *var. Mett.—Asplenium integerrimum.*

- salicifolium*,  $\beta$ . Splitg.—*Asplenium falx*.
- salicinum*, *J. Sm. Hook. Journ. Bot.* iii. 408.—Philippine Islands (*Cuming* 348); Bourbon (prolif. costa).
- salignum*, *Bl. Enum.* 175.—Java (*Zoll.* 344 z.)  
*Asplenium salignum*, *Kze. Bot. Zeit.* vi. 146; *Id. Lin.* xxiii. 237; *Metten. Fil. Lips.* 72, t. 7; *Id. Asplen.* 95.
- sanguinolentum*, *Kze. Hb.*—*Asplenium anisophyllum*.
- sarmentosum*, *Willd.*—*Asplenium obtusatum*.
- saxatile*, *Salisb.*—*Asplenium Trichomanes*.
- saxosum*, *Colenso.*—*Asplenium obtusatum*.
- scandens*, *J. Sm. Hook. Journ. Bot.* iii. 408.—Philippine Islands (*Cuming*, 297); New Guinea.  
*Asplenium scandens*, *Metten. Aspl.* 108.  
*Darea scandens*, *Fée, Gen.* 332.
- scandens*, *Houlst. et M.*—*Asplenium Veitchianum*.
- scandicinum*, *Klfs. Enum.* 177.—Brazil; St. Catherines.  
*Asplenium scandicinum*, *Presl, Tent. Pter.* 108; *Brack. U. S. Expl. Exped.* xvi. 167; *Metten. Aspl.* 116.  
*Asplenium pendulum*, *Miers MS.*
- scariosum*, *Colenso.*—*Asplenium bulbiferum*,  $\beta$ .
- Schiedei*, *Metten.*—*Diplazium lonchophyllum*.
- Schimperianum*, *Hochst.*—*Asplenium pumilum*.
- Schkuhrianum*, *Presl.*—*Asplenium abscissum*.
- Schkuhrii*, *Metten.*—*Diplazium Schkuhrii*.
- Schomburgkianum*, *Kl.*—*Asplenium serratum*,  $\beta$ .
- Schottii*, *Presl.*—*Asplenium sulcatum*.
- scleroprium*, *Hombr. et Jacq.*—*Asplenium lucidum*,  $\beta$ .
- scolopendrioides*, *J. Sm. Hook. Journ. Bot.* iii. 408.—Philippine Islands (*Cuming* 318); Feejee Islands; Samoan Islands.  
*Asplenium scolopendrioides*, *Hook. Icon. Pl.* t. 930.
- Scolopendrium*, *Lin.*—*Scolopendrium vulgare*.
- Scolopendrium*, *Lour.*—? *Thamnopteris Nidus*.
- Seelosii*, *Leibold, Flora* 1855, 81, 348, t. 15.—S. Tyrol: Salurn.  
*Asplenium Seelosii*, *J. Sm. Bonpl.* iii. 246; *Metten. Asplen.* 141.  
*Asplenium tridactylites*, *Barling, Hb. Kze.*—f. *Metten.*  
*Acropteris Seelosii*, *Heuß. Asplen. Europ.* 111.
- Selnopteris*, *Metten.*—*Athyrium Selenopteris*.
- Sellowianum*, *Presl, Tent. Pter.* 107.—Brazil.  
*Asplenium Hb. Reg. Bras. Ber.* 46.
- semicordatum*, *Raddi.*—*Asplenium auriculatum*.

- semicordatum*, M. et Gal.—*Asplenium lamprocaulon*.  
*semihastatum*, Wall.—*Asplenium planicaule*.  
*semihastatum*, Kze. Hb.—*Diplazium semihastatum*.  
*semihastatum*, v. *obtusum*, Metten.—*Diplazium angustifrons*.  
 septentrionale, *Hoffm. Deutschl. Fl.* ii. 12 (1795)—Great Britain; Scandinavia, Russia, France, Belgium, Switzerland, Germany, Spain, Portugal, Italy, Hungary, Croatia, Transylvania; Caucasus; Siberia: Altai; India: Kashmir (*Hooker. fil. et Thomson* 182), Kumaon, Kuna-war (*Jacquemont* 1201), Gurwhal; New Mexico (*Wright* 2122).
- Asplenium septentrionale*, *Hull, Brit. Fl.* 241 (1799); *Sw. Syn.* 75; *Willd. Sp. Pl.* v. 307; *Schkuhr, Crypt.* 62, t. 65; *Svensk Bot.* t. 534; *Eng. Bot.* xv. t. 1017; *Spr. Syst.* 81; *Desv. Prod.* 269; *Fries, Sum. Veg.* 82; *Ledeb. Fl. Alt.* iv. 327; *Id. Fl. Ross.* iv. 521; *Sturm, Fl.* (Farrn.) t. 4; *Koch, Syn.* 2 ed. 983; *Presl, Tent. Pter.* 106, t. 3, fig. 8; *Hook. Fl. Lond.* v. 162; *J. Sm. Hook. Journ. Bot.* iv. 173; *Kze. Lin.* xxiii. 237; *Metten. Fil. Lips.* 76, t. 13, fig. 21; *Id. Aspl.* 141; *Moore, Ferns of Gt. Brit. Nature-Printed*, t. 41 C; *Id. Octavo ed.* t. 81; *Id. Handb. Brit. Ferns* 3 ed. 193; *Lowe, Ferns v. t. 3 A*; *Sowerby, Ferns of Gt. Britain*, t. 34; *Newman, Brit. Ferns*, 2 ed. 269.
- Asplenium bifurcum*, *Opiz, Flora*, 1823, 667.  
*Asplenium furcatum*, *Jacquem. MS. Hb. Mus. Par.*: *Hb. Hook.*  
*Acropteris septentrionalis*, *Link, Hort. Ber.* ii. 56; *Id. Fil. Sp.* 80; *Fée, Gen.* 77, t. 6 A, fig. 1.  
*Acrostichum septentrionale*, *Lin. Sp. Pl.* 1524; *Bolt. Fil. Brit.* 12, t. 8; *Cav. Praelect* (1801), 239; *Fl. Dan.* t. 60; *Lam. Enc.* i. 35; *Id. Ill.* t. 865.  
*Acrostichum laciniatum*, *Gilib. Exerc. Phytol.* ii. 555.  
*Amesium septentrionale*, *Newm. Brit. Ferns* 2 ed. 10; 3 ed. 265.  
*Belvisia septentrionalis*, *Mirbel, Hist. Nat. Veg.* iii. 473.  
*Blechnum septentrionale*, *Walbr. Bluff et Fingerh. Comp. Fl. Germ.* iii. 24.  
*Pteris septentrionalis*, *Sm. Mem. Acad. Turin.* v. 412, in obs.  
*Scolopendrium septentrionale*, *Roth, Fl. Germ.* iii. 49.
- serpentini*, *Tausch*.—*Asplenium Adiantum-nigrum*,  $\gamma$ .  
 serra, *Langs. et Fisch. Icon. Fil.* 16, t. 19.—Brazil (*Mart.* 343; *Regn.* ii. 332; *Gardn.* 5309, 5312, 5939), Organ Mountains (*Gardn.* 174, 175 bis); Peru (*Ruiz Hb.* 30; *Lechl.* 2500, 2500 a; *Matthews* 1852); Quito; Columbia (*Moritz* 153; *Lind. F. et Schl.* 1467),<sup>1</sup> Venezuela (*Fendl.* 155, 332), Caraccas (*Lind.* 191, 535); New Grenada (*Lind. Schl.* 321); British Guiana (*Rich. Schomb.* 1158, 1176); Central America (*Barcl.* 2138); Mexico (*Galeotti* 6417; *Leibold* 20; *Botteri* 44; *Schaffn.* 56); W. Indies: Jamaica, Dominica, Cuba (*Lind.* 2174; *Wright* 840), Gaudeloupe; Galapagos; New Ireland.
- Asplenium serra*, *Willd. Sp. Pl.* v. 312; *Poir. Enc. Supp.* ii. 504; *Spr. Syst.* 82; *Desv. Prod.* 275; *Presl, Tent. Pter.* 106; *Link. Fil. Sp.* 87; *Kze. Lin.* ix. 63; xviii. 323; xxiii. 237; *Kl. Lin.* xx. 352; *M. et Gal. Foug. Mex.* 55; *J. Sm. Hook. Journ. Bot.* iv. 174; *Fée, Gen.* [Gen. 23. Sp. 738.]



191; *Liebm. Mex. Bregn.* 94; *Metten. Fil. Lips.* 76; *Id. Fil. Lechl.* 15; *Id. Aspl.* 151; *Lowe, Ferns* v. t. 8.

*Asplenium Poeppigii*, *Presl, Tent. Pter.* 106, t. 3, fig. 21.

*Asplenium insigne*, *Liebm. Mex. Bregn.* 94; *Metten. Aspl.* 151.

—*β. woodwardioides*, M.—Brazil (*Gardn.* 43, 175, 5938); Caraccas; St. Martha; Mexico (*Schaffn.* 449).

*Asplenium woodwardioideum*, *Gardn. Hook. Lond. Journ. Bot.* i. 547.

*serraeforme*, *Metten.*—*Asplenium resectum*, *β.*

*serratum*, *Lin. Sp. Pl.* 1538.—W. Indies: Jamaica, Hispaniola, Martinique, St. Vincent's, Grenada, Trinidad, Guadeloupe, Cuba (*Wright* 837; *Otto* 41, 244); Panama; Guiana (*Hostm.* 183; *Kappl.* 1736 a; *Focke* 199; *Kegel* 348); Brazil (*Blanch.* 2458; *Mart.* 376), Pernambuco (*Gardn.* 223), Amazon R. (*Spruce* 575, 1113) Rio Negro (*Spruce* 2291) Peru (*Lechl.* 2498, 2498 a); Chatham Island.—*Plum.* t. 124.

*Asplenium serratum*, *Sw. Syn.* 74; *Lam. Enc. Bot.* ii. 303; *Willd. Sp. Pl.* v. 304; *Schkuhr, Crypt.* 61, t. 64; *Spr. Syst.* 80; *Desv. Prod.* 269; *Presl, Tent. Pter.* 106; *J. Sm. Hook. Journ. Bot.* iv. 173; *Id. Bot. Herald* 236; *Fée, Gen.* 190; *Kze. Lin.* ix. 62; xxi. 215; xxiii. 238; *Id. Flora* 1839, i. beibl. 50 (excl. syn. *Presl*); *Descourt. Fl. Med. Antill.* t. 161; *Splitg. Tijdsch. Nat.* vii. 418; *Metten. Fil. Lechl.* 15; *Id. Asplen.* 88; *Hook. Fil. Exot.* t. 70.

—*β. crenulatum*, M.—Brazil (*Gardn.* 75, 160), Para (*Spruce* 30); Amazon R. (*Spruce* 564), Rio Negro (*Spruce* 2295); Peru (*Ruiz Hb.* 36); New Grenada (*Lind. Schl.* 771), Venezuela (*Fendl.* 489); B. Guiana (*Rob. Schomb.* 323; *Rich. Schomb.* 265); F. Guiana; Guadeloupe.

*Asplenium crenulatum*, *Presl, Tent. Pter.* 106; *Link. Fil. Sp.* 87; *Fée, Gen.* 190; *Kze. Flora* 1839 i. beibl. 50; *Id. Lin.* xxiii. 233; *Kl. Lin.* xx. 350; *Brack. U. S. Expl. Exped.* xvi. 146; *J. Sm. Cat. Ferns*, 43.

*Asplenium brasiliense*, *Hort., non Sw.*: *Houlst. et M. Gard. Mag. Bot.* iii. 258; *Lowe, Ferns* v. t. 14 B.

*Asplenium integrum*, *Fée, Gen.* 193.—f. *Griseb.* (Guadeloupe).

*Asplenium Nidus*, *Raddi, Fil. Bras.* 34. t. 53.

*Asplenium Raddii*, *Fée, Gen.* 190, 192.

*Asplenium serratum*, *Link, Hort. Berol.* ii. 57; *Arrab. Fl. Flum.* xi. t. 102; *J. Sm. Hook. Lond. Journ. Bot.* i. 198.

*Asplenium Schomburgkianum*, *Kl. Lin.* xx. 350; *Fée, Gen.* 190, 191.

*serratum*, *Link.*—*Asplenium serratum*, *β.*

*serratum*, var. *Kze.*—*Asplenium surinamense*

*serricula*, *Fée.*—*Asplenium Wightianum.*

*serrulatum*, *Cav. Ann. Hist. Nat.* iv. 105.—Marocco: Mogador.

*Asplenium serrulatum*, *Sw. Syn.* 83; *Willd. Sp. Pl.* v. 345; *Poir. Enc. Supp.* ii. 514; *Spr. Syst.* 89; *Desv. Prod.* 277; *Metten. Aspl.* 145.

(An *Aspl. Adiantum-nigrum*, var.)

*serrulatum*, *Sw.*—*Xiphopteris serrulata.*

*serrulatum*, *Roxb.*—*Diplazium serrulatum.*

[*Gen.* 23. *Sp.* 740.]

*serrulatum*, Presl.—*Callipteris serrulata*.

*setisectum*, *Bl. Enum.* 187.—Java.

*Asplenium setisectum*, *Metten. Aspl.* 159.

*Tarachia setisecta*, *Presl, Epim. Bot.* 260.

*setosum*, *Desv. Mag. Nat. Ber.* v. 322; *Id. Prodrumus* 272.  
—Madagascar.

*Asplenium setosum*, *Spr. Syst.* 85; *Fée, Gen.* 191; *Metten. Aspl.* 136.

*setosum*, Presl.—*Diplazium setosum*.

*setulosum*, J. Sm.—*Athyrium tenuifrons*.

*sessilifolium*, *Desv.*—*Asplenium ternatum*,  $\beta$ .

*Shepherdii*, *Spr.*—*Diplazium radicans*.

*Shuttleworthianum*, *Kze. Schkuhr, Supp.* i. 26, t. 14.—Pitcairn's Island (*Cuming* 1374.)

*Asplenium Shuttleworthianum*, *Fée, Gen.* 192; *Metten. Aspl.* 109.

*sibiricum*, *Turez.*—*Athyrium crenatum*.

*silesiacum*, *Milde.*—*Asplenium Adiantum-nigrum*.

*simile*, *Bl. Enum.* 181.—Java; Philippine Islands (*Brack.*)

*Asplenium simile*, *Brack. U. S. Expl. Exped.* xvi. 152; *Metten. Asplen.* 153.

*Tarachia similis*, *Presl, Epim. Bot.* 260.

*simile*, Hort Amstel.—*Asplenium vulcanicum*.

*Simonsianum*, *Hook.*—*Thamnopteris Simonsiana*.

*simplex*, *Bl.*—*Thamnopteris simplex*.

*simplex*, *Zoll. Hb.*—*Asplenium amboinense*.

*sinuatum*, *Pal. de Beauv. Fl. d'Oware*, ii. 33, t. 79.—Trop.

W. Africa: Oware; R. Nun (*Vogel* 45); Fernando Pó (*Vogel* 129); St. Thomas's Island.

*Asplenium sinuatum*, *Poir. Enc. Supp.* v. 659; *Hook. Fil. Exot.* t. 61; *Metten. Asplen.* 88.

*Asplenium Africanum*, *Desv. Mag. Ber.* v. 322; *Id. Prod.* 268; *Spr. Syst.* 80.

*Asplenium guineense*, *Schumach. Kon. Dansk. Vidensk. Afhand.* iv. 232.

*sinuatum*, *Salisbury.*—*Ceterach officinarum*.

*soboliferum*, *Wall.*—*Diplazium porrectum*.

*solidum*, *Kze. Lin.* x. 520—S. Africa.

*Asplenium solidum*, *Fée, Gen.* 191; *Pappe et Raws. Syn. Fil. Afr. Aust.* 21; *Metten. Asplen.* 143.

*Tarachia solida*, *Presl, Epim. Bot.* 80.

— $\beta$ . *stenophyllum*, *Kze. Lin.* x. 520.—S. Africa; Algoa Bay.

*Darea mucronata*, *De Cand. Hb.*—f. *Kze.*

*sorbifolium*, *Willd.*—*Diplazium sorbifolium*.

*sorbifolium*, *Jacq.*—*Meniscium reticulatum*.

*sordidum*, *Kze.*—*Asplenium longissimum*.

- sororium*, Miq.—*Asplenium anisodonton*.  
*sorzogonense*, Presl.—*Diplazium sorzogonense*.  
*spathulinum*, *J. Sm. Hook. Journ. Bot.* iii. 408.—Philippine Islands (*Cuming* 210); Borneo; Isle of Pines; Feejee Islands; Sandwich Islands (*Douglas* 45, 44—pinnules smaller); Ceylon (*Gardn.* 1083; *Hook. fil. et Thom.* 176).  
*speciosum*, Metten.—*Diplazium speciosum*.  
*spectabile*, *Wall. Cat.* 237.—India: Nepal (*Hook. fil. et Thom.* 203 a), Sikkim, Khasya, Mishmee, Assam; Ceylon (*Gardn.* 1066).  
*Asplenium spectabile*, *J. Sm. Hook. Journ. Bot.* iv. 174; *Metten. Asplen.* 196.  
*Asplenium multicaudatum*, *Wall. Cat.* 229; *J. Sm. Hook. Journ. Bot.* iv. 174.  
*Allantodia spectabilis*, *Wall. Hb.*  
*Athyrium spectabile*, *Presl, Tent. Pter.* 98.  
*Athyrium multicaudatum*, *Presl, Tent. Pter.* 98.  
*sphenoides*, Kze.—*Asplenium lucidum*,  $\gamma$ .  
*sphenolobium*, Zenker MS.—*Asplenium lunulatum*,  $\beta$ .  
*Spicant*, Bernh.—*Blechnum Spicant*.  
*spinulosum*, Metten.—*Callipteris accedens*.  
*splendens*, *Kze. Lin.* x. 516.—S. Africa; Natal.  
*Asplenium splendens*, *Fée, Gen.* 191; *Pappe et Rawa. Syn. Fil. Afr. Aust.* 21; *Metten. Aspl.* 158.  
*Tarachia splendens*, *Presl, Epim. Bot.* 83.  
 — $\beta$ . *elongatum*, *Metten. Aspl.* 159.—Natal.  
*splendens*, Zippel. MS.—*Asplenium macrophyllum*.  
*splendidulum*, Lind.—*Asplenium cirrhatum*.  
*Sprengelii*, Wickstr.—*Asplenium ambiguum*.  
*squamosum*, *Lin. Sp. Pl.* 1539.—W. Indies: Hispaniola.—*Plum.* t. 103.  
*Asplenium squamosum*, *Sw. Syn.* 83; *Lam. Enc. Bot.* ii. 308; *Willd. Sp. Pl.* v. 343; *Spr. Syst.* 89; *Desv. Prod.* 277; *Metten. Aspl.* 168.  
*squamulatum*, *Bl. Enum.* 174.—Java (*Zoll.* 960 z); Borneo.  
*Asplenium squamulatum*, *Presl, Tent. Pter.* 106; *Kze. Bot. Zeit.* vi. 146.  
*Thamnopteris squamulosa*, *Presl, Epim. Bot.* 260.  
*Neottopteris squamulosa*, *Fée, Gen.* 203.  
*squamulosum*, M.—St. Domingo.  
*Hypochlamys squamulosa*, *Fée, Gen.* 201; *Metten. Aspl.* 186.  
*stans*, Kze.—*Asplenium rutæfolium*,  $\beta$ .  
*stellatum*, Colla.—*Asplenium fernandezianum*.  
*stenopteris*, *Kze. Bot. Zeit.* vi. 174.—Java (*Zoll.* 1442 bis.)  
*Asplenium stenopteris*, *Metten. Aspl.* 148.

**stereophyllum**, *Kze. Bot. Zeit.* vi. 175.—Java (*Zoll.* 2236 a, 2249).

*Asplenium stereophyllum*, *Metten. Aspl.* 158.

*Asplenium* sp. n. *Zoll. Nat. et Gen. Neerl. Ind.* ii. 204; *Hassk. Flora*, 1847, 319.

*Tarachia stereophylla*, *Presl, Epim. Bot.* 80.

**stoloniferum**, *Bory, Itin.* i. 329.—Bourbon; Ascension.

*Asplenium stoloniferum*, *Sw. Syn.* 81; *Willd. Sp. Pl.* v. 333; *Poir. Enc. Supp.* ii. 511; *Spr. Syst.* 86; *Desv. Prod.* 270; *Presl, Tent. Pter.* 108.

*Asplenium alatum*, *Rich. Sert. Astrol.* 2, 52.

*Asplenium lunulatum*,  $\beta$ . *stoloniferum*, *Metten. Asplen.* 121.

**stoloniferum**, *Presl.*—*Asplenium fragile*.

**striatum**, *Lin.*—*Diplazium striatum*.

**striatum**, *Metten.*—*Diplazium expansum*.

**striatum**, *Hort.*—*Diplazium radicans*.

**strictum**, *Brack. U.S. Expl. Exped.* xvi. 168, t. 23, fig. 1.—Sandwich Isles.

*Asplenium strictum*, *Metten. Asplen.* 115.

*Asplenium multifidum*, *Nuttall MS.: Hb. Hooker.*

*Asplenium myriophyllum*, *Nuttall MS.: Hb. Hooker.*

*Asplenium patens*, *Hook. et Arn. Beech. Voy.* 196, 274.

**strictum**, *Bory.*—*Asplenium præmorsum*,  $\beta$ .

**strigillosum**, *Lowe.*—*Athyrium tenuifrons*.

**subalatum**, *Hook. et Arn.*—*Asplenium formosum*,  $\beta$ .

**subcaudatum**, *Colenso.*—*Asplenium lucidum*.

**subdecurrens**, *Miers MS.*—*Asplenium oligophyllum*.

**subhastatum**, *Hook. Icon. Pl.* t. 929.—Caraccas.

*Asplenium subhastatum*, *Metten. Asplen.* 91.

**subserratum**, *Bl.*—*Diplazium subserratum*.

**subsessile**, *Cav. Prælect.* (1801), 254.—Marianne Islands.

*Asplenium subsessile*, *Sw. Syn.* 24.

**subsinnuatum**, *Hook et Grev.*—*Diplazium lanceum*.

**sulcatum**, *Lam. Enc. Bot.* ii. 308.—W. Indies: Martinique, Dominica, Guadeloupe (*L'Herm.* 11), Portorico; S. America: Brazil (*Gardn.* 182, 5311; *Regn.* i. 486; *Claussen* 193), S. Brazil; Peru (*Mathews* 1853), Tarapota (*Spruce* 4677); Quito, Bolivia; Columbia (*Moritz.* 362), Venezuela (*Lind. F. et Schl.* 290), Caraccas (*Funck et Schl.* 250); New Grenada (*Lind. Schl.* 465); Veragua (*Seem.* 1548); Mexico (? *Galeotti* 6547; *Lind.* 5; *Leibold* 14; *Jurgensen* 789, 963; *Schaffn.* (1854) 64, 65, 66, (1856) 469; *Botteri* 19, 48); Galapagos?; Neilgherries: Ootacamund; Bourbon.—*Plum.* t. 46—f. *Lam.*

- Asplenium sulcatum*, *Spr. Syst.* 87 (excl. syn. Raddi); *Desv. Prod.* 277; *Presl. Tent. Pterid.* 106, in part; *Kze. Lin.* xxiii. 238.  
*Asplenium auritum*, v. *bipinnatifidum*, *Kze. Lin.* xviii. 332.  
*Asplenium*? *dissectum*, *Gmel. Syst. Nat.* 1502.—f. icon. cit. *Desv.*; *Desv. Prod.* 276.  
*Asplenium mandiocanum*, *Hook. Hb.*  
*Asplenium polymorphum*, *Hort.* (? var.—primord. fr. dissected).  
*Asplenium prolixum*, *Schrad. Goet. gel. Anz.* 1824, 870.  
*Asplenium pyramidatum*, *Liebm. Mex. Bregn.* 97.  
*Asplenium recognitum*, *Kze. Lin.* xxii. 577; *Fée, Gen.* 191.  
*Asplenium rigidum*, *Sw. Vet. Acad. Handl. Stock.* 1817, 68; *Spr. Syst.* 89; *Kl. Lin.* xx. 352.  
*Asplenium Schottii*, *Presl. Del. Prag.* i. 179.
- β attenuatum*, M.—Brazil (*Mart.* 345.)  
*Asplenium attenuatum*, *Klfs. Enum.* 174; *Brack. U.S. Expl. Exped.* xvi. 160.  
*Asplenium angustatum*, *Presl. Tent. Pter.* 108 (excl. syn. Sieb.); *Fée, Gen. Fil.* 191; ? *Metten. Asplen.* 167, t. 5, fig. 22.
- sulcatum*, *Presl.* (pt.)—*Asplenium dispersum*.  
*sundense*, Bl.—*Asplenium vittæforme*.  
*surinamense*, *Fée, Gen. Fil.* 190, 192.—Surinam (*Kappl.* 1736; *Hostm.* 183 a—f. *Kze.*, 183 b—f. *Fée*, 610).  
*Asplenium serratum*, (var.) *Kze. Lin.* xxi. 215.  
*Asplenium angustum*, (form. maj.) *Kze. Lin.* xxi. 215
- Swartzianum*, *Kze.*—*Onychium japonicum*.  
*Swartzii*, *Metten.*—*Callipteris prolifera*.
- sylvaticum*, M. [*ante p.* 43.]—Java; Philippine Islands (*Cuming* 153); India, Sikkim, Khasya (*Hook. fil. et Thoms.* 202), Assam.  
*Asplenium sylvaticum*, *Metten. Aspl.* 193.  
*Asplenium basilare*, *Moore*: *ante Synops.* xlix.  
*Asplenium brevisorum*, *Metten. Asplen.* 192 (non. Wall.)  
*Allantodia sylvatica*, *Bl. Enum.* 173.  
*Athyrium basilare*, *Fée, Gen.* 186.  
*Brachysorus woodwardioides*, *Presl. Epim. Bot.* 70.  
*Diplazium brevisorum*, *J. Sm. Hook. Journ. Bot.* iii. 408.  
*Diplazium brachysorus*, *Metten. Fil. Hort. Bot. Lips.* 68, in obs.
- sylvaticum*, *Presl.*—*Diplazium sylvaticum*.  
*tabulare*, *Schrad.*—*Asplenium Adiantum-nigrum*, *γ*.  
*taniosum*, *Kze.*—*Asplenium amboinense*.  
*tavoyanum*, *Wall.*—*Asplenium falcatum*.
- tenellum*, *Roxb. Beatson's St. Hel. Pl.* 299.—St. Helena (*Cuming* 424: 426 in *Hb. Hook.*); Ascension Island (*Seem.* 2662); Sandwich Islands. ? W. Africa.  
*Asplenium erectum*, v. *proliferum*, *Hook. Fil. Exot.* i. t. 72 in part (incl. the fig.)  
*Asplenium lunulatum*, v. *proliferum*, *Metten. Asplen.* 121.  
*Asplenium pavonicum*, *Brack. U. S. Expl. Exped.* xvi. 150. t. 20, fig. 1; *Metten. Aspl.* 136.  
*Asplenium radicans*, *Pritchard Cat. St. Hel. Plants* 6.  
*Asplenium reclinatum*, *Houlston, Gard. Mag. Bot.* iii. 260; *J. Sm. Cat. Kew Ferns* 5; *Id. Cat. Ferns* 44; *Lowe, Ferns v. t.* 13 B. [Gen. 23. Sp. 762.]

*tenellum*, Banks Hb.—*Asplenium Hookerianum*.

*tenellum*, Fée.—*Asplenium tenuilobum*.

*tenerum*, *Forst. Prod.* 431.—Pacific Isles; Samoan Islands; Sandwich Islands: Tahiti (*Barclay* 5333).

*Asplenium tenerum*, *Sw. Syn. Fil.* 78, 266; *Schkuhr, Crypt.* 65, t. 69; *Willd. Sp. Pl.* v. 317; *Poir. Enc. Supp.* ii. 506; *Spr. Syst.* 83; *Desv. Prod.* 272; *Blume, Enum.* 181; *Presl, Tent. Pterid.* 108; *Fée, Gen.* 191; *Hook. et Arn. Beech. Voy.* 74; *Brack. U. S. Expl. Exped.* xvi. 149; *Metten. Aspl.* 113.

*Darea tenera*, *Spr. Schrad. Journ. Bot.* 1799, ii. 269.

—*β. terminans* (*Metten. Aspl.* 113).—Ceylon (*Gardn.* 26).

*Asplenium terminans*, *Kze. Hb.*

*tenerum*, Raddi.—*Asplenium brasiliense*.

*tenerum*, R. Br. MS.—*Diplazium grammitoides*.

*tenerrimum*, Hochst.—*Asplenium pumilum*.

*tenue*, *Presl, Rel. Hænk.* i. 44, t. 6, fig. 5; *Id. Tent. Pter.* 108.

—Peru, Quito.

*Asplenium tenue*, *Spr. Syst.* 86; *Kze. Lin.* ix. 68; *Fée, Gen.* 192; *Metten. Asplen.* 125, 139.

*tenuicauda*, *Kze. Hb.*—*Asplenium caudatum*.

*tenuifolium*, *Don, Prod. Fl. Nep.* 8.—India: Nepal, Sikkim (*Hook. fil. et Thom.* 191) Khasya, Assam, Mishmee, Neilgherries (*Schmid* 9, 47, 75, 80, 83, 113, 119, 127, 129; *Weigle* 20); Ceylon (*Gardn.* 1079); S. Africa.

*Asplenium tenuifolium*, *Spr. Syst.* 90; *Kze. Lin.* xxiv. 265; *Metten. Asplen.* 128.

*Asplenium concinnum*, *Wall. Cat.* 216; *Presl, Tent. Pter.* 109; *Fée, Gen.* 191.

*tenuifolium*, Guss.—*Asplenium fissum*.

*tenuifrons*, Wall.—*Athyrium tenuifrons*.

*tenuilobum*, M.—Quito.

*Asplenium tenellum*, *Fée, Gen. Fil.* 191, 198; *Metten. Aspl.* 104.

*terminans*, *Kze. Hb.*—*Asplenium tenerum*, *β.*

*ternatum*, *Presl, Rel. Hænk.* i. 45; *Id. Tent. Pter.* 108.—Peru (*Lechl.* 1966).

*Asplenium ternatum*, *Spr. Syst.* 88; *Kze. Lin.* ix. 69; *Metten. Fil. Lechl.* 15; *Id. Aspl.* 125.

—*β. elongatum*, *Metten. Aspl.* 126.—N. Grenada (*Lind. Schlim* 327).

*Asplenium ternatum*, *Fée, Iconogr. Nouv.* 54, t. 16, fig. 4.

*Asplenium sessilifolium*, *Desv. Mag. Ber.* v. 322; *Id. Prod.* 276; *Spr. Syst.* 86; *Metten. Aspl.* 126.

? *thalictroides*, *Kze. Lin.* xxiii. 238.—Jamaica.

*Cænopteris thalictroides*, *Loud. Hort. Brit. Supp.* ed. 1850, 504.

[*Gen.* 23. *Sp.* 768.]

Darea ? thalictroides, *Fée, Gen.* 333; *Metten. Aspl.* 116.  
(An *Asplenium cicutarium*.)

*thelypteroides*, Mich.—*Athyrium thelypteroides*.

*Thunbergii*, *Kze. Lin.* x. 517.—S. Africa; Natal.

*Asplenium Thunbergii*, *Pappe et Raws. Syn. Fil. Afr. Aust.* 22;  
*Metten. Asplen.* 114.

*Cænopteris auriculata*, *Thunb. Prod. Cap.* 172; *Id. Nov. Act. Petrop.*  
ix. 158-9 t. E, fig. 2; *Sw. Syn.* 87; *Desv. Prod.* 267; *Metten. Asplen.*  
112.

*Darea auriculata*, *Fuss. Gen.* 15; *Willd. Sp. Pl.* v. 296; *Poir. Enc.*  
*Suppl.* ii. 451; *Schlech. Adumb.* 32.

*Thunbergii*,  $\beta$ . *Kze.*—*Asplenium Veitchianum*.

*Thwaitesii*, A. Br.—*Diplazium Thwaitesii*.

*tomentosum*, Lam.—*Gymnogramma rufa*.

*tomentosum*, Metten.—*Diplazium decussatum*.

*Torresianum*, Gaud.—*Asplenium pellucidum*.

*tovarense*, Hort.—*Asplenium marinum*.

trapeziforme, *Roxb. Calc. Journ. Nat. Hist.* iv. 497.—Malay  
Islands; India: Bombay, Mahabeleshuar; Bourbon.

*Asplenium trapeziforme*, *Wall. Cat.* 2213 (not in Hb.: in Hb. Hook.)  
*Metten. Asplen.* 136.

trapeziforme, 'Huds.'—*Asplenium marinum*,  $\beta$ .

trapezoides, *Sw. Syn. fil.* 76.—Peru (*Dombey* 70), S. Brazil;  
Chili (*Pöepp.* ii. 141; *Cuming* 820; *Lechl.* 593).

*Asplenium trapezoides*, *Schkuhr, Crypt.* 63, t. 67; *Willd. Sp. Pl.* v. 306;  
*Poir. Enc. Suppl.* ii. 502; *Klfs. Enum.* 165; *Spr. Syst.* 81; *Desv.*  
*Prod.* 269; *Kze. Lin.* ix. 62; *Kl. Lin.* xx. 354; *Presl, Tent. Pter.*  
106; *Link, Fil. Sp.* 89; *Fée, Gen.* 191; *Gay, Chil.* vi. 499; *Sturm,*  
*Enum. Chil.* 29; *Metten. Fil. Lechl.* 15; *Id. Aspl.* 146.

*Asplenium parvulum*, *Hook. Icon. Pl.* t. 222.

*Tarachia trapezioides*, *Presl, Epim. Bot.* 75.

*tremulum*, Hombr. et Jacq.—*Asplenium Fabianum*.

*Trettenerianum*, Jan.—*Asplenium fissum*.

*Trichomanes*, *Lin. Sp. Pl.* 1540.—Great Britain, Scandinavia,  
Russia, Switzerland, Germany, Belgium, France, Italy,  
Corsica, Sicily, Spain, Portugal, Dalmatia, Croatia, Tran-  
sylvania, Hungary, Greece, Turkey, Crimea, &c.; Madeira,  
Teneriffe (*Bourg.* 1170), Azores, Cape de Verd Islands;  
Algeria (*Bové* 367); S. Africa, Kaffraria; Caucasus;  
Ural Mountains; Siberia: Altai, Baikal; Tauria; Broussa;  
Karabagh; Persia: Ghilon (*Aucher-Eloy* 5486); India:  
N. W. Himalaya (*Hook. fil. et Thoms.* 183), Kashmir  
(*Jacquem.* 1103), Kunawar (*Jacquem.* 1384), Kumaon,  
Affghanistan, Luddak, Simla, Bhotan; Sandwich Islands  
(*Douglas* 48); ? Japan; N. America: Nootka Sound,  
Canada, Saskatchewan, United States; Mexico (*Galeotti*  
6386; *Schaffn.* (1854) 57, 472, (1856) 59 c); New Mexico

(Fendl. 1203); Columbia, Venezuela (Moritz, 329); Peru (Ruiz *Hb.* 30); Tarapota (Spruce 4670); W. Indies: Jamaica, Cuba; Australia: Paramatta, Buchan River, Mount Aberdeen Victoria; Tasmania.—Plum. t. B, fig. 1.

*Asplenium Trichomanes*, Sw. *Syn.* 80; Bolton, *Fil. Brit.* 22, t. 13; Schkuhr, *Crypt.* 69, t. 74; Willd. *Sp. Pl.* v. 331; Huds. *Fl. Ang.* 1 ed. 385; Lam. *Enc. Bot.* ii. 304; *Fl. Dan.* i. t. 119; *Svensk Bot.* t. 131; Mich. *Fl. Bor. Amer.* ii. 264; Hook. *Fl. Lond.* v. t. 156; Sadler, *Fil. Hung.* 25; Koch, *Syn.* 2 ed. 982; Fries, *Sum. Veg.* 82; Ledeb. *Fl. Alt.* iv. 327; *Id. Fl. Ross.* iv. 621; *Spr. Syst.* 85; *Eng. Bot.* viii. t. 576; Presl, *Tent. Pter.* 108; Link, *Fil. Sp.* 89; Wall. *Cat.* 193; *Godr. Ann & Mag. Nat. Hist.* (1843) xi. 236; *Id. Bot. Zeit.* i. 551; A. Gray, *Bot. N. U. States*, 594; Pappé et Raws. *Syn. Fil. Afr.* Aust. 19; Kze. *Lin.* x. 515; xxiii. 238; J. Sm. *Hook. Journ. Bot.* iv. 173; Fée, *Gen.* 190; Metten, *Fil. Hart. Bot. Lips.* 72; *Id. Asplen.* 138; Heuff. *Aspl. Eur.* 34; Nyman, *Sylog. Fl. Europ.* 432; Moore, *Ferns of Gt. Brit. Nature-Printed* t. 39; *Id. Octavo* ed. ii. 102, t. 75; *Id. Hand. Brit. Ferns*, 3 ed. 181; *Newm. Brit. Ferns*, 3 ed. 249; Sowerby, *Ferns of Gt. Brit.* 52, t. 30; Lowe, *Ferns*, v. t. 22.

*Asplenium Adiantum-nigrum*, Lamm. *Fl. Poson*, 1020; according to Sadler.

*Asplenium dichroum*, Kze. *MS. (Hb. Hook.)*; Presl, *Tent. Pter.* 108. (Cuba Jamaica—dwarf, pinnæ sinuate-dentate).

*Asplenium elachophyllum*, F. Muell. *MS. in lit. et Herb.*

*Asplenium melanocaulon*, Willd. *Enum.* 1072; *Id. Sp. Pl.* v. 332; Poir. *Enc. Supp.* ii. 510; *Spr. Syn.* 86; Desv. *Prod.* 270; Presl, *Tent. Pter.* 108; Link, *Fil. Sp.* 90; Kze. *Lin.* ix. 63 in obs.; xxiii. 235; Kl. *Lin.* xx. 356; Fée, *Gen.* 192; M. et Gal. *Foug. Mex.* 69; Liebm. *Mex. Bregn.* 88. (Pluk. t. 124, fig. 5; t. 125, fig. 1).

*Asplenium microphyllum*, Tineo, Guss. *Fl. Sic. Syn.* 884.

*Asplenium Newmani*, C. Bolle, *Bonpl.* vii. 106.

*Asplenium saxatile*, Salisb. *Prod.* 403.

*Asplenium trichomanoides*, Weber et Mohr, *Deutsch. Crypt.* 40; *Withering, Bot. Arr. Veg.* 653; Lightfoot, *Fl. Scot.* 662; Desv. *Prod.* 270.

*Phyllitis rotundifolia*, Moench. *Meth.* 724.

*Trichomanes crenata*, Gilib. *Exerc. Phytol.* ii. 556.

—β. *incisum*, Moore, *Ferns of Gt. Brit. Nature-Printed* t. 39 D. E.; *Id. Octavo* ed. 102, t. 76 bis A; *Id. Handb. Brit. Ferns*, 3 ed. 181—Europe: Great Britain, Ireland, France, Bohemia.—Tourn. *Inst.* t. 315, fig. C.; Pluk. t. 73, fig. 6; Schkuhr, t. 74, fig. f.

*Asplenium Trichomanes*, β. Smith, *Eng. Fl.* 2 ed. iv. 292.

*Asplenium Trichomanes*, v. pinnatifidum, Opiz.; Steudel, *Nom. Bot.* 67.

*Asplenium saxatile*, β. *incisum*, Gray, *Nat. Arr. Brit. Pl.* ii. 13.

—γ. *Harovii*, M.—Europe: France, Switzerland.

*Asplenium Harovii*, *Godr. Proceed. Lin. Soc.*, (1842) i. 159; *Id. Ann. Nat. Hist.* (1843) xi. 237; *Id. Bot. Zeit.* (1843) i. 551.

*Asplenium Trichomanes*, Schkuhr, *Crypt.* 69, t. 74 in part, i. e. fig. c. d.

—δ. *altaica*, Moore, *Ferns of Gt. Brit. Nature-Printed*, *Octavo* ed. ii. 106. in obs.—Altai.

*Trichomanes*, Thunb.—*Asplenium incisum*.



*Trichomanes*,  $\beta$ . Lin. Hb.—*Asplenium Petrarchæ*.

*Trichomanes ramosum*, Lin.—*Asplenium viride*.

*Trichomanes elegans*, Soland. MS.—*Asplenium viride*.

*Trichomanes*,  $\nu$ . *majus*, Metten.—*Asplenium anceps*.

[*trichomanoides*, *Lour. Fl. Cochin.* 833.—Cochin China.

*Asplenium trichomanoides*, *Sw. Syn.* 86.]

*trichomanoides*, Mich.—*Asplenium ebeneum*.

*trichomanoides*, Web. et M.—*Asplenium Trichomanes*.

*trichomanoides*, Lumn.—*Asplenium Adiantum-nigrum*.

*trichomanoides*, Kze.—*Asplenium parvulum*.

*tridactylites*, Bartl.—*Asplenium Selosii*.

*trigonopterum*, *Kze. Bot. Zeit.* vi. 524.—Bonin Isles: Peel Island (*Mert.* 66).

*Asplenium trigonopterum*, *Metten. Asplen.* 107, t. 5, fig. 25.

*trilobum*, *Cav. Prælect.* (1801) 255.—San Carlos, Chiloe; Marianne Isles.

*Asplenium trilobum*, *Sw. Syn.* 75; *Willd. Sp. Pl.* v. 306; *Poir. Enc. Supp.* ii. 503; *Spr. Syst.* 81; *Desv. Prod.* 269; *Gay, Chil.* vi. 499; *Sturm, Enum. Chil.* 29; *Metten. Aspl.* 146.

*tripartitum*, Bl.—*Asplenium præmorsum*,  $\delta$ .

*tripartitum?* Zoll.—*Asplenium præmorsum*,  $\gamma$ .

*triphylllum*, *Presl, Rel. Hænk.* i. 45; *Id. Tentam. Pterid.* 108.—Peru (*Mathews* 606, 966, 1799; *Lechl.* 1812); Quito (*Jameson* 80), Pichincha, Chimborazo.

*Asplenium triphyllum*, *Spr. Syst.* 88; *Hook. et Grev, Icon. Fil.* t. 88; *Id. Bot. Misc.* ii. 240; *Kze. Lin.* ix. 69, in obs.; *Metten. Fil. Lechl.* 15; *Id. Aspl.* 125; *Brack. U.S. Expl. Exped.* xvi. 159.

*tripinnatum*, Roxb.—*Asplenium laserpitiiifolium*.

*triste*, Klfs.—*Asplenium brasiliense*.

*triste*, Raoul.—*Asplenium bulbiferum*,  $\delta$ .

*truncatilobum*, Fée.—*Asplenium caudatum*.

*truncatum*, Willd.—*Diplazium obtusum*.

*truncatum*, 'Don.' (Pr.)—*Asplenium planicaule*.

*truncatum*, Bl.—*Asplenium horridum*.

*truncatum*, Kze. Hb.—*Diplazium decussatum*.

*Tussaci*, M.—St. Domingo.

*Hypochlamys Tussaci*, Fée, *Gen. Fil.* 201, *Metten. Aspl.* 186.

*umbrosum*, Klfs. *Enum.* 168.—Brazil (*Mart.* 348); Peru; Mexico; Neilgherries (*Kurr* 29—f. Kze.)

*Asplenium umbrosum*, *Spr. Syst.* 84; *Presl, Tent. Pter.* 106; *Kze. Lin.* xxiv. 264.

*Asplenium auritum*, *Kze. Lin.* ix. 67.—f. Pr.

*Asplenium auritum*, var. *c.* *Metten. Aspl.* 103.

—*β. angustum*, (*Kze. Lin.* xxi. 217).—Surinam (*Kegel* 1439).

*umbrosum*, J. Sm.—*Asplenium Aitoni*.

*umbrosum*, Schrad.—*Asplenium auritum*, *β.*

*umbrosum*, Vill.—*Asplenium viride*.

*umbrosum*, Metten.—*Callipteris ambigua*.

*unilaterale*, Lam.—*Asplenium resectum*.

*unilaterale*, *β.* Lam.—*Asplenium monanthemum*.

*unilaterale*, *γ.* Lam.—*Asplenium rhomboidale*.

*unilaterale*, Ham. MS.—*Asplenium normale*.

*unilobum*, *Poir. Enc. Supp.* ii. 505.—S. America.

*Asplenium unilobum*, *Desv. Prod.* 275.

*unisoriale*, Raddi.—*Asplenium rachirhizon*.

*urophyllum*, Wall.—*Asplenium macrophyllum*.

*vacillans*, *Kze. Bot. Zeit.* vi. 172.—Java (*Zoll.* 412 z.)

*Asplenium vacillans*, *Metten. Aspl.* 177.

*Tarachia vacillans*, *Presl. Epim. Bot.* 78.

*vallis-clausæ*, Req.—*Asplenium Petrarchæ*.

*varians*, *Wall. MS.: Hook. et Grev. Icon. Fil.* t. 172.—India:

Nepal, N.W. Himalaya (*Hook. fil. et Thom.* 179), Kashmir (*Id.* 178), Mussoorie (*Jacquem.* 504), Simla, Kumaon, Sirmur, Bhotan, Neilgherries; Ceylon (*Col. Perad.* 3189: 3189 in some colls.); Natal.

*Asplenium varians*, *Presl. Tent. Pterid.* 108; *Fée, Gen.* 191; *Kze. Lin.* xxiv. 265, in obs.; *Metten. Aspl.* 141.

*Asplenium fimbriatum*, *Kze. Lin.* xviii. 117; *Metten. Aspl.* 141.

*Asplenium parvulum*, *Wall. Cat.* 2207.

*Asplenium plebejum*, *R. Br. in Wall. Cat.* 233.

*Asplenium Ruta-muraria*, *Wall. Cat.* 233, prius.

—*β. leptophyllum*, *Zenker MS.*—Neilgherries (*Schmid* 13, 29, 34; *Weigle* 20 a.)

*Asplenium fimbriatum*, *v. leptophyllum*, *Kze. Lin.* xxiv. 265.

*Asplenium leptophyllum*, *Zenker MS.*—f. *Kze.*

*varians*, J. Sm.—*Asplenium cuneatum*.

*varium*, Roxb.—*Diplazium Roxburghii*.

*Veitchianum*, M. [*Synops.* xlix.]—Java (*Zoll.* 1627); India: Madura.

*Asplenium Belangeri*, *Kze. Bot. Zeit.* vi. 176, non Bory; *Id. Lin.* xxiii. 232; *J. Sm. Cat. Kew Ferns* 5; *Id. Cat. Ferns.* 45; *Hook. Fil. Exot.* t. 41 (excl. syn. Bl.); *Metten. Fil. Hort. Bot. Lips.* 71, t. 13, fig. 1, 2; *Id. Aspl.* 111; *Lowe, Ferns*, v. t. 5 A.

*Asplenium scandens*, *Hort.*: *Houlst. et M. Gard. Mag. Bot.* iii. 260.

*Asplenium Thunbergii*, *β.* *Kze. Kin.* x. 517; *Id. Bot. Zeit.* iv. 442.

*Darea Belangeri*, *Bory, Bel. Voy.* ii. 51.

*Darea furcata*, (et *vars.* *elongata*, *pallidum*) *Bl. Enum.* 207.

—*β. decorum*, M.—Java (*Zoll.* 1260.)

*Asplenium decorum*, *Kze. Bot. Zeit.* vi. 176;—f. *Metten*; *M. ante* p. 123.

*Asplenium Belangeri*, *β. major*, *Metten. Aspl.* 112.

*Darea appendiculata*, *Bl. Enum.* 206 (excl. syn.)

[*Gen.* 23. *Sp.* 782.]

*villosum*, Presl.—*Diplazium villosum*.

*violascens*, M.—Mascaren Islands.

*Darea violascens*, Bory, *Bel. Voy.* ii. 55.

*Cænopteris violascens*, Boj. *Hort. Maurit.* 394.

(An *Asplenium Fabianum*.)

*virens*, Presl, *Rel. Hænk.* i. 41. t. 6, fig. 3; *Id. Tent. Pter.* 107.—Quito; Peru: Ins. Puna (*Barcl.* 651); Panama; Guyaquil (Pr.)

*Asplenium virens*, *Spr. Syst.* 83; *J. Sm. Bot. Voy. Herald.* i. 236; *Metten. Aspl.* 93.

*virens*, Desv.—*Asplenium abscissum*.

*virescens*, Metten.—*Diplazium virescens*.

*Virgilia*, Bory.—*Asplenium Adiantum-nigrum*,  $\beta$ .

*viridans*, *Labill. Sert. Aust. Cal.* 2. t. 2.—New Caledonia.

*Asplenium viridans*, *Metten. Aspl.* 107.

*Cænopteris viridans*, *Spr. Syst.* 91.

*Darea viridans*, Bory, *Bel. Voy.* 54, in obs.

*viride*, *Hudson Fl. Ang.* 385; 2 ed. 453.—Great Britain, Lapland, Finland, Norway, Sweden, Germany, Belgium, France, Italy, Spain, Dalmatia, ? Greece (*Heufl.*); Russia; Tauria; India: Kumaon; E. Siberia; N. America: Sitka; Rocky Mountains.

*Asplenium viride*, *Sw. Syn.* 80; *Schkuhr, Crypt.* 68, t. 73; *Bolt. Fil. Brit.* 24, t. 2, fig. 3; t. 14; *Willd. Sp. Pl.* v. 332; *Svensk Bot.* vii. t. 462; xi. t. 774; *Fl. Dan.* viii. t. 1289; *Eng. Bot.* xxxii. t. 2257; *Poir. Enc. Supp.* ii. 511; *Spr. Syst.* 86; *Desv. Prod.* 270; *Fries, Sum. Veg.* 82; *Ledeb. Fl. Ross.* iv. 521; *Koch, Syn.* 2 ed. 982; *Sturm, Fl.* (Farn.) t. 10; *Sagl. Fil. Hung.* 25; *Godr. Bot. Zeit.* i. 551; *Presl, Tent. Pter.* 108; *Link, Fil. Sp.* 90; *Fée, Gen.* 190; *Kze. Lin.* xxiii. 238; *Metten, Fil. Hort. Bot. Lips.* 72; *Id. Aspl.* 139; *Heufl. Aspl. Eur.* 21; *Nyman, Syll. Fl. Eur.* 432; *Newman, Brit. Ferns.* 2 ed. 243; *Moore, Ferns of Gt. Brit. Nature-Printed.* t. 40; *Id. Octavo ed.* ii. 113, t. 77; *Id. Handb. Brit. Ferns.* 3 ed. 186; *Sowerby, Ferns of Gt. Brit.* 54, t. 31; *Lowe, Ferns* v. t. 28.

*Asplenium intermedium*, *Presl, Del. Prag.* 232; *Id. Tent. Pter.* 108 t. 3, fig. 22; (*Heufl. Aspl. Eur.* 23.)

*Asplenium Trichomanes ramosum*, *Lin. Sp. Pl.* 1541.

*Asplenium Trichomanes elegans*, *Soland. MS. Hb. Mus. Brit.*

*Asplenium umbrosum*, *Vill. Hist. Dauph.* 281.

*vittæforme*, *Cav. Prælect.* (1801) 255.—Marianne Isles; Philippine Isles (*Cuming* 106, 308); Java; Anieteum; Feejee Islands.

*Asplenium vittæforme*, *Sw. Syn.* 74; *Willd. Sp. Pl.* v. 306; *Poir. Enc. Supp.* ii. 502; *Spr. Syst.* 81; *Desv. Prod.* 269; *Bl. Enum.* 174; *Presl, Rel. Hænk.* i. 40; *Id. Tent. Pter.* 107, t. 3, fig. 11; *J. Sm. Hook. Journ. Bot.* iii. 408; iv. 173; *Metten. Aspl.* 89.

*Asplenium Callipteris*, *Fée, Gen. Fil.* 190, 193.

*Asplenium sundense*, *Bl. Enum.* 175; *Mett. Aspl.* 91.

*Diplazium vittæforme*, *Kze. Bot. Zeit.* vi. 192, in obs.

*vittæforme minus*, Moritz.—*Diplazium subserratum*.

[*Gen.* 23. *Sp.* 787.]

*viviparum*, Presl, *Tent. Pter.* 109, t. 3, fig. 20 (excl. syn. H.B.K.)—Mascaren Islands.

*Asplenium viviparum*, Homb. et Jacq. *Voy. Pol Sud* t. 3 k; Kze. *Lin.* xxiii. 238; Metten. *Fil. Hort. Bot. Lips.* 71; *Id. Aspl.* 108; *J. Sm. Cat. Kew Ferns* 6; *Hook. Fil. Exot.* t. 64; *Lowe, Ferns* v. t. 9.

*Acrostichum viviparum*, *Lin. Supp.* 444; *Lam. Enc. Bot.* i. 38; *Poir. Enc. Supp.* i. 129.

*Cænopteris vivipara*, Bergius, *Act. Petrop.* vi. 250, t. 7, fig. 3; *Sw. Syn.* 89; *Spr. Syst.* 91; *Desv. Prod.* 268; *Wall. Cat.* 239.

*Darea fœniculacea*, Sieb. *Fil. exsic.*

*Darea vivipara*, Sm. *Mem. Acad. Turin* v. 409; *Willd. Sp. Pl.* v. 302; *Poir. Enc. Supp.* ii. 455; *Bory, Bel. Voy.* ii. 56; *Fée, Gen. Fil.* 232, t. 27 C. fig. 3 (stipes),

*viviparum*, Bl.—*Asplenium Blumeanum*.

*vulcanicum*, Bl. *Enum.* 176.—Java (*Zoll.* 2106); Penang; Ceylon (*Col. Perad.* 1010 in part; *Gardn.* 1070 in part.)

*Asplenium vulcanicum*, Kze. *Bot. Zeit.* vi. 146; *Metten. Aspl.* 94, t. 4, fig. 2.

*Asplenium heterodon*, *Hort. Amstel.*—f. Miq. Hb. Hook.

*Asplenium longipes*, Fée, *Gen. Fil.* 191, 195; *Id. Iconogr. Nouv.* 49, t. 16, fig. 3; *Metten. Aspl.* 95.

*Asplenium simile*, *Hort. Amstel.*—f. Miq. Hb. Hook.

*Wagnerianum*, A. Br.—*Diplazium Wagnerianum*.

[*Wallichianum*, Presl, *Tent. Pter.* 107.—India.

*Asplenium regulare*, 'Wall.'—f. Presl.]

*Weigelti*, Klfs.—*Asplenium angustum*.

*Wightianum*, Wall. *Cat.* 2215.—India: Madras Peninsula; Ceylon (*Gardn.* 1070 in part; *Col. Perad.* 1010 in part); Java.

*Asplenium coriaceum*, Bory, *Bel. Voy.* ii. 46, non Desv.; *Metten. Aspl.* 95.

*Asplenium serricula*, Fée, *Gen.* 196 (*Gardn.* 30, Ceylon)

*Willdenovii*, Presl, *Tent. Pter.* 290.—? . . . . .

*Asplenium acuminatum*, Willd. *Hb.* 19940.—f. Presl; *Presl, Tent. Pter.* 107.

*woodwardioides*, Roxb. *Cal. Journ. Nat. Hist.* iv. 500.—India: Chittagong.

*woodwardioides*, Bernh.—*Lomaria woodwardioides*.

*woodwardioides*, Gardn.—*Asplenium serra*,  $\beta$ .

*zamiæfolium*, Willd. *Sp. Pl.* v. 325.—Columbia: Caraccas (*Moritz* 102; *Otto* 662.—f. Kl.); Mexico (*Pr.*)

*Asplenium zamiæfolium*, H.B.K. *Nov. Gen.* i. 15; *Poir. Enc. Supp.* ii. 509; *Desv. Prod.* 274; *Presl, Tent. Pter.* 106; *Kl. Lin.* xx. 357 (excl. syn. Kze.); *Fée, Gen.* 192.

*Tarachia zamiæfolia*, Presl, *Epim. Bot.* 76, (excl. syn. Spr.)

*zamiæfolium*, Lodd.—*Asplenium dimidiatum*.

*zamiæfolium*, Presl. (Rel. H.)—*Asplenium falcatum*.

[*Gen.* 23. *Sp.* 794.]

Zenkerianum, *Kze. Lin.* xxiv. 259.—India: Neilgherries  
(*Schmid* 39, 100.)

*Asplenium* Zenkerianum, *Metten. Aspl.* 98.

*Zeyheri*, *Pappe et Raws.*—*Asplenium erectum*,  $\gamma$ .  
*zoliense*, *Kitaib. Hb.*—*Asplenium Ruta-muraria*,  $\gamma$ .

**Atactosia**, *Blume, Enum. Fil. Jav.* 134=*PLEOPELTIS*.

**Asteroglossum**, *J. Sm. MS. Sched. Hb. Ind. Or.*  
*carnosum*, *J. Sm. MS.*—*Drymoglossum carnosum*.

**ATHYRIUM**, *Roth, Tent. Fl. Germ.* iii. 58 (reduct);  
*Presl, Tent. Pter.* 97. [*Synopsis* p. xlix.]

*achilleæfolium*, *Fée.*—*Asplenium achilleæfolium*.  
*acrostichoideum*, *Bory.*—*Athyrium Filix-fœmina*.  
*alpestre*, *Nyland.*—*Polypodium alpestre*.  
*alpinum*, *Spr.*—*Cystopteris regia*.  
*angustum*, *Presl.*—*Athyrium asplenioides*,  $\beta$ .  
*angustum*, *Liebm.*—*Athyrium Martensii*.

*arcuatum*, *Liebm. Mex. Bregn.* 126.—Mexico.

*Athyrium arcuatum*, *Metten. Aspl.* 201.

*aspidioides*, *Presl, Tent. Pter.* 98.—? India.

*Athyrium aspidioides*, *Metten. Aspl.* 199.  
*Asplenium aspidioides*, *Spr. Syst.* iv. 90.  
*Cænopteris aspidioides*, *Desv. Prod.* 268.  
*Darea aspidioides*, *Willd. Enum.* 1072; *Id. Sp. Pl.* v. 301; *Poir. Enc. Supp.* ii. 455.

*asplenioides*, *Desv. Prod.* 266.—N. America: Indiana, New Orleans (*Drum.* 497), Oregon; Labrador; Newfoundland; Peru (*Lechl.* 2033).

*Athyrium asplenioides*, *Fée, Gen.* 186.  
*Asplenium Athyrium*, *Spr. Anleit.* iii. 113; *Id. Syst.* 88; *Schkuhr, Crypt.* 72, t. 78; *J. Sm. Hook. Journ. Bot.* iv. 174; *Kze. Sill. Journ.* 2 ser. vi. 86; *Id. Lin.* xxiii. 232.  
*Asplenium Filix-fœmina*, var. *a*, *Metten. Fil. Hort. Lips.* 79; *Id. Fil. Lechl.* 17; *Gray, Bot. N. U. States* 595.  
*Asplenium Filix-fœmina*, v. *Athyrium*, *Metten. Aspl.* 199.  
*Aspidium asplenioides*, *Sw. Syn.* 60; *Willd. Sp. Pl.* v. 276; *Pursh, Fl. Amer. Sept.* ii. 664.  
*Nephrodium asplenioides*, *Mich. Fil. Bor. Amer.* ii. 268.  
*Polypodium pensylvanicum*, *Muhl. MS.* (*Willd. Sp. Pl.* v. 276).

— $\beta$ . *angustum*, *M.*—N. America; Nootka Sound; Mexico (*Schaffn.* (1855) 317).

*Athyrium angustum*, *Presl, Rel. Hænk.* i. 39; *Id. Tent. Pter.* 98; *Desv. Prod.* 266; *Fée, Gen.* 186.  
*Athyrium Michauxii*, *Fée, Gen.* 186; *Id. Cat. lith. Foug. Mex.* 15.  
*Aspidium angustum*, *Willd. Sp. Pl.* 277; *Poir. Enc. Supp.* iv. 518; *Pursh, Fl. Amer. Sept.* ii. 664.  
*Asplenium Michauxii*, *Spr. Syst.* 88; *Kze. Sill. Journ.* 2 ser. vi. 86; *Id. Lin.* xxiii. 235; *Lowe, Ferns.* v. t. 37.

[*Gen.* 24. *Sp.* 798.]

- Asplenium Filix-fœmina*, v. *Michauxii*, *Metten. Fil. Hort. Lips.* 79; *Id. Aspl.* 199.  
*Asplenium elatius*, *Link. Fil. Sp.* 94; *Kze. Lin.* xxiii. 234.  
*Nephrodium Filix-fœmina*, *Mich. Fl. Bor. Amer.* ii, 268.
- assimile*, *Presl.*—*Asplenium assimile*.  
*atomarium*, *Presl.*—*Cystopteris tenuis*.  
*australe*, *Presl.*—*Asplenium australe*.  
*axillare*, *Presl.*—*Asplenium Aitoni*,  $\beta$ .  
*azoricum*, *Fée.*—*Asplenium Aitoni*,  $\beta$ .  
*basilare*, *Fée.*—*Asplenium sylvaticum*.  
*comosum*, *Presl.*—*Alsophila comosa*.  
*conchatum*, *Fée.*—*Asplenium achilleæfolium*.  
*conchatum*, *Fée* (fig.)—*Asplenium costale*.  
*convexum*, *Newm.*—*Athyrium Filix-fœmina*,  $\beta$ .  
*cordatum*, *Opiz.*—? *Athyrium Filix-fœmina*.  
*corsicum*, *Fée, Gen.* 186.—*Corsica*.  
*Athyrium corsicum*, *Metten. Aspl.* 199.
- costale*, *M.* [*Synops.* xlix].—*Java* (*Lobb* 272); *India*: N.W. Himalaya, *Sikkim* (*Hook. fil. et Thoms.* 206), *Khasya*, *Neilgherries*; *Ceylon* (*Gardn.* 1344, 1345).  
*Aspidium costale*, *Bl. Enum.* 170.  
*Allantodia* ? *incisa*, *Wall. Hb.* (sub. 231) in part.  
*Asplenium incisum*, *J. Sm. Hook. Journ. Bot.* iv. 174.
- $\beta$ . *polystichoides*, *Moore, Sched. Hb. Ind. Or.*—*India*: *Khasya* (*Hook. fil. et Thom* 206\*)
- $\gamma$ . *dissectum*, *Moore, Sched. Hb. Ind. Or.*—*India*: *Sikkim* (*Hook. fil. et Thoms.* 206\*\*), *Nepal*.  
*Allantodia* ? *incisa*, *Wall. Hb.* (sub. 231) in part.
- crenatum*, *Ruprecht, Dist. Crypt. Ross.* 40.—*N. Europe*: *Lapland*, *Norway*, *Sweden*, *Russia*, ? *Hungary*; *Ural Mountains*, *Siberia*, *Davuria*, *Kamtschatka*.  
*Athyrium crenatum*, *Fée, Gen.* 186; *Nyland. Spicil. Pl. Fenn.* ii. 31.  
*Athyrium deltoideum*, *Newman, Phytol.* 1851, app. xi.  
*Asplenium crenatum*, *Fries, Sum. Veg.* 82, 253; *Ledeb. Fl. Ross.* iv. 518; *Fée, Gen.* 190; *Kze. Lin.* xxiii. 233; *Metten. Fil. Hort. Lips.* 79; *Id. Asplen.* 193; *Turcz. Bull. Soc. Imp. Mosc.* 1856, 80.  
*Asplenium sibiricum*, *Turcz.* 'Cat. Baik. Dah. 1347'; *Id. Bull. Soc. Imp. Mosc.* 1838, 105; *Kze. Anal. Pterid.* 25. t. 15.  
*Aspidium crenatum*, *Sommerfelt, Vet. Acad. Handl. Stock.* 1834, 104; *Hartm. Fl. Scan.* iii. 253.  
*Aspidium sibiricum*, *Turcz.* 'Pl. Exsic. a 1832'; *Besser, Flora*, 1834, beibl. 28.  
*Cystopteris crenata*, *Fries, Novit. Mant.* iii. 195; *Hook. Sp. Fil.* i. 200.  
*Polypodium uralense*, *Fisch. Hb. Acad. Petrop.*—*f.* *Ledeb.*
- cuneatum*, *Heuffl.*—*Asplenium fissum*.  
*cystopteroides*, *Eaton, Proc. Amer. Acad. Arts & Sc.* (1858) iv. 110.—*Loo-choo Isl.*: *Ousima*, *Katonasima*, *Anakerima*.

**brevisorum, M.**—India: Ava; Mishmee.

*Asplenium brevisorum, Wall. Cat.* 220.

**ceylanense, M.**—Ceylon.

*Asplenium ceylanense, "Kl.": Cat. Hort. Van Houtte, 1858.*

*Diplazium ceylanense, Moore, ante p. 119.*

**cyclosorum, Rupr.**—*Athyrium Filix-fœmina*, ζ.

**decurtatum, Presl, Tent. Pter.** 98, t. 3, fig. 3 (sori simple)—  
Brazil (*Kze*)

*Athyrium decurtatum, Fée, Gen.* 186.

*Asplenium decurtatum, Kze. Hort. Ber.*—f. *Presl; Id. Lin.* xxiii. 233;  
*Link, Fil. Sp.* 94; *Fée, Gen.* 191; *J. Sm. Cat. Kew Ferns*, 5; *Id.*  
*Cat. Ferns*, 47; *Metten. Fil. Lips.* 77, t. 13, fig. 17, 18; *Id. Aspl.*  
201; *Lowe, Ferns*, v. t. 45.

*Asplenium pubescens, Houlst. et M. Gard. Mag. Bot.* iii. 262.

*Allantodia decurtata, Kze. Lin.* xxiv. 263, in obs.

*Diplazium pubescens, Lowe, Ferns*, v. t. 52.

**deltoidesum, Newm.**—*Athyrium crenatum*.

**depauperatum, Schum.**—*Athyrium Filix-fœmina*.

**distans, M.** [*ante p. 125*].—India: Nepal.

*Asplenium distans, Don, Prod. Fl. Nep.* 9; *Spr. Syst.* 90; *Metten.*  
*Aspl.* 200.

**Dombeyi, Desv. Prod.** 266.—Peru.

*Athyrium Dombeyi, Metten. Aspl.* 200.

**expansum, M.** [*ante p. 91*].—America merid. ?—f. Willd.

*Aspidium expansum, Willd. Sp. Pl.* v. 284; *Spr. Syst.* 109.

**Filix-fœmina, Roth, Fl. Germ.** iii 65.—Great Britain, Scandinavia, Russia, Holland, Belgium, France, Switzerland, Germany, Italy, Spain, Portugal, Hungary, Transylvania, Croatia, Greece; Caucasus; Ural Mountains; Siberia: Altai, Lake Baikal; Davuria; Kamtschatka: Ajan (*Tiling* 355); India: Kumaon, Sikkim, (*Hook. fil. et Thom.* 205, 205\* narrow), Simla, N. W. Himalaya; ? Japan (subdeltoïd); Madeira; Teneriffe; Canary Islands: Palma (*Bourg.* 145); Azores; Algiers; N. America; Sitka; Vancouver's Island; Caraccas (*Lind.* 518); Cuba.

*Athyrium Filix-fœmina, Desv. Prod.* 266; *Presl, Tent. Pter.* 98, t. 3, fig. 5; *Fée, Gen.* 186; *Rupr. Dist. Crypt. Ross.* 40, (incl. β.) *Newm. Brit. Ferns*, 3 ed. 208; *Moore, Handb. Brit. Ferns*, 3 ed. 144; *Id. Ferns of Gt. Brit. Nature Printed*, tt. 30—32; *Id. Octavo ed.* ii. 8, t. 52; *Sowerby, Ferns of Gt. Brit.* 43, t. 25.

*Athyrium Filix-fœmina, v. molle, Newm. Hist. Brit. Ferns.* 2 ed. 242; 3 ed. 215; *Moore, Handb. Brit. Ferns*, 1 ed. 94; 2 ed. 139; *Sowerby, Ferns of Gt. Brit.* 44.

*Athyrium acrostichoïdesum, Bory: Merat, Fl. Par.* 4 ed. 372.—f. *Metten.*

*Athyrium depauperatum, Schumach. Enum. Pl. Seland.* ii. 17.

*Athyrium lætum, Gray, Nat. Arr. Brit. Pl.* ii. 10.

*Athyrium laxum, Schumach. Enum. Pl. Seland.* ii. 16.

- Athyrium molle*, *Roth, Fl. Germ.* iii. 61; *Newm. Nat. Alm.* 1844, 46; *Id. Phytol.* 1851, app. xii.; *Id. Hist. Brit. Ferns*, 3 ed. 215, in part.
- Athyrium ovatum*, *Roth, Fl. Germ.* iii. 64, (*Mull. Fl. Frid.* t. 2, fig. 3).
- Athyrium trifidum*, *Roth, Fl. Germ.* iii. 63.
- Asplenium Filix-fœmina*, *Bernh. in Schrad. Journ. Bot.* 1806, i. part 2, 28, 27, 48, t. 2, fig. 7; *R. Br. Prod. Fl. Nov. Holl.* 150; *Spr. Syst.* iv. 88 (excl. syn. Poir.); *Link, Fil. Sp.* 93; *Fries, Sum. Veg.* 82; *Ledeb. Fl. Ross.* iv. 518; *Id. Fl. Altaic.* iv. 327; *Koch, Syn.* 2 ed. 981; *J. Sm. Hook. Journ. Bot.* iv. 174; *Kze. Lin.* xxiii. 234; *Gray, Bot. N. U. States*, 628; *Metten. Fil. Lips.* 79, t. 13, fig. 15, 16; *Id. Aspl.* 199; *Milde, Nov. Act. N. C.* xxvi. part 2, 509; *Benth. Handb. Brit. Fl.* 631; *Lowe, Ferns*, v. t. 29.
- Asplenium Filix-fœmina*, v. *molle*, *Deakin, Florigr. Brit.* iv. 59.
- Asplenium Filix-fœmina*, v. *trifidum*, *Deakin, Florigr. Brit.* iv. 59.
- Asplenium cyathoides*, *Bernh.*—f. *Web. et M.*
- Aspidium Filix-fœmina*, *Swartz, Schrad. Journ. Bot.* 1800, ii. 41; *Id. Syn. Fil.* 59; *Schkuhr, Crypt. Gew.* 56, tt. 53, 59; *Weber and Mohr, Deutschl. Crypt. Gew.* 36; *Willd. Sp. Pl.* v. 276; *Smith, Fl. Brit.* 1124; *Id. Eng. Bot.* xxi. t. 1459 (not good); *Id. Eng. Fl.* 2 ed. iv. 282; *Pursh, Fl. Amer. Sept.* ii. 664; *Tenore, Att. Accad. del. R. Inst. Sc. Nat. Nap.* v. (reprint 13, t. 1, fig. 2); *Nyman, Syll. Fl. Europ.* 432.
- Aspidium intermedium*, *Link, Enum. alt.* ii. 459.—f. *Link.*
- Nephrodium Filix-fœmina*, *Strempe. Fil. Berol. Syn.* 30.
- Polypodium Filix-fœmina*, *Lin. Sp. Fil.* 1551; *Bolt. Fil.* 46, t. 25; *Poir. Enc. Bot.* v. 548.
- Polypodium Filix-fœmina*,  $\alpha$ . *crenata*, *Weis, Crypt.* 313.
- Polypodium Filix-fœmina*,  $\beta$ . *dentata*, *Weis, Crypt.* 315.
- Polypodium dentatum*, *Hoffm. Deutschl. Flora*, ii. 7 [*? Sturm, Fl. (Farnn.) i. t. 6.*]
- Polypodium lætum*, *Salisb. Prod.* 403.
- Polypodium molle*, *Schreb. Spic.* 70; *Hoffm. Deutschl. Fl.* ii. 7; *Poir. Enc. Bot.* v. 536; *Vill. Pl. Dauph.* iii. 845, t. 53.
- Polypodium bifidum*, *Hoffm. Rœm. und Ust. Bot. Mag.* 1790, pt. 9, 10.
- Polypodium denticigerum*, *Wall. Cat.* 334 (Kumaon).
- Polypodium oblongo-dentatum*, *Hoffm. Rœm. und Ust. Bot. Mag.* 1790, pt. 9, 10.
- Polypodium ovato-crenatum*, *Hoffm. Rœm. und Ust. Bot. Mag.* 1790, pt. 9, 10.
- Polypodium trifidum*, *Hoffm. Rœm. und Ust. Bot. Mag.* 1790, pt. 9, 10; *Id. Deutschl. Fl.* ii. 7 (non With.)
- Polypodium pedicularifolium*, *Hoffm. Deutschl. Fl.* ii. 10 (molle).
- Polypodium Lesebliji*, *Merat, Fl. Par.* 2 ed. 276.
- Polypodium revolutum*, *Bory.*—f. *Metten.*
- Cyathea Filix-fœmina*, *Bertol. Aman.* 429.—f. *Metten.*
- Cystopteris Filix-fœmina*, *Coss. & Germ. Fl. Par.* 676 (Webb).
- Tectaria Filix-fœmina*, *Cav. Præl.* (1801) 251; *Ann. Cienc. Nat.* iv. 100;
- $\beta$ . *rhæticum*, *Moore, Ferns of Gt. Brit., Nature-printed* t. 31 A; *Id. Octavo ed.* ii. t. 57 A; *Id. Handb. Brit. Ferns*, 3 ed. 144.—England, France, Germany.—*Bauhin* iii. 477 (fig. bona.—f. *Roth.*); *Pluk.* t. 180, fig. 4.
- Athyrium Filix fœmina*, v. *convexum*, *Newman, Brit. Fl.* 2 ed. 245, 3 ed. 212; *Babington, Man. Brit. Bot.* 4 ed. 425 (a.)
- Athyrium convexum*, *Newman, Phytol.* 1851, app. xiii.; *Id. Hist. Brit. Ferns*, 3 ed. 212.
- Athyrium rhæticum*, *Roth, Fl. Germ.* iii. 67; *Newman, Nat. Alm.* 1844, 26; *Moore, Handb. Brit. Ferns*, 2 ed. 136.
- Adiantum denticulatum*, *Burm. Fl. Ind.* 236.



- Polypodium rhæticum, *Lin. Sp. Plant.* 1552; and *Lin. Hb.; Desv. Prod.* 241 (excl. syn.)
- Aspidium irriguum, *Smith, Eng. Bot.* xxxi. t. 2199; *Id. Eng. Fl.* iv. 283; *Spreng. Syst.* 104.
- Aspidium rhæticum, *Spreng. Syst.* 107.
- Athyrium irriguum, *Gray, Nat. Arr. Brit. Pl.* ii. 10.
- Asplenium Filix-femina, v. rhæticum, *Deakin, Florigr. Brit.* iv. 60.
- γ. marinum, *Moore, Pop. Hist. Brit. Ferns*, 1 ed. 91; *Id., Handb. Brit. Ferns*, 3 ed. 145; *Id., Ferns of Gt. Brit., Nature Printed*, t. 31 C.: *Id.* Octavo ed. ii. 9. t. 53 A.—Scotland.
- δ. latifolium, *Babington, Man. Bot.* 413.—England.
- Athyrium Filix-femina, v. latifolium, *Moore, Handb. Brit. Ferns*, 3 ed. 145; *Id. Ferns of Gt. Brit. Nature Printed*, t. 31 B; *Id.* Octavo ed. ii. 9, t. 54 A.
- Athyrium latifolium, *Babington MS.*—not of Presl.
- Athyrium ovatum, *Newman, Phytol.* iv. 368 (excl. syn. Roth, Newm. Presl); *Id. Phytol.* 1851, app. xii (excl. syn. Hoffm. Roth, Newm.)
- Asplenium Filix-femina, β. latifolium, *Hooker and Arnott, Brit. Fl.* 6 ed. 574; *Moore and Houlston, Gard. Mag. Bot.* iii. 282.
- ε. acuminatum, *Moore, Handb. Brit. Ferns*, 3 ed. 156; *Id. Ferns of Gt. Britain, Nature Printed*, Octavo ed. ii. 10, t. 55 A.—Wales.
- ζ. cyclosorum, *Rupr. Dist. Crypt. Ross.* 41.—Great Britain; France; Lapland; Unalashka; Sitka; North America.
- Athyrium Filix-femina, v. cyclosorum, *Ledeb. Fl. Ross.* iv. 519.
- Athyrium Filix-femina, v. incisum, *Newman, Hist. Brit. Ferns*, 2ed. 243; 3 ed. 214; *Sowerby, Ferns of Gt. Brit.* 44; *Moore, Ferns of Gt. Brit. Nature Printed*, under t. 30; *Id.* Octavo ed. ii. 10, t. 56; *Id. Handb. Brit. Ferns*, 3 ed. 149.
- Athyrium Filix-femina, v. sitchense, *Rupr. Dist. Crypt. Ross.* 41; *Ledeb. Fl. Ross.* iv. 519.
- Athyrium incisum, *Newman, Phytol.* 1851, app. xiii; *Id. Hist. Brit. Ferns*, 3 ed. 214; ? *Fée, Gen. Fil.* 187; *Id. Iconogr. Nouv.* 120; *Metten, Aspl.* 199.
- Athyrium cyclosorum, *Ruprecht, Dist. Crypt. Ross.* 41; *Ledeb. Fl. Ross.* iv. 519.
- Athyrium cordatum, *Opiz.*
- Aspidium cordatum, *Steud. Nomencl. Bot.* 61.
- Polypodium incisum, *Hoffmann, Racem. und Ust. Mag. Bot.* 1790, pt. 9, 10, fig. 13 b; *Id. Deutschl. Fl.* ii. 7.
- η. plumosum, *Moore MS.: Id. Phytologist*, n. ser., iii. (1859) 19; *Id. Ferns of Gt. Brit. Nature Printed*, Octavo ed. ii. 10, t. 52 B, 56 bis.—England.
- θ. gracile, *Moore, Handb. Brit. Ferns*, 3 ed. 158: *Id. Ferns of Gt. Brit. Nature printed*, Octavo ed. ii. 10, t. 58.—England.
- ι. dissectum, *Woll. MS.: Moore, Ferns of Gt. Brit. Nature-printed*, under t. 30; *Id.* Octavo ed. ii. 11, t. 60 C, 60 bis.—Ireland.

## Tasselled varieties—

- acrocladon, *Claph. MS.: Moore, Brit. Ferns, Nature-Printed*, Octavo ed. ii. 12, 54, t. 65.—England.
- Bulleriæ, *Moore, Brit. Ferns, Nature-Printed*, Octavo ed. ii. pref. in note—England.
- corymbiferum, *Moore, Handb. Brit. Ferns* 3 ed. 144, 155; *Id. Brit. Ferns, Nature-Printed*, Octavo ed. ii. 12, t. 63.—Guernsey.
- crispum, *Moore, Handb. Brit. Ferns*, 1 ed. 94; 3 ed. 146, 155; *Id. Ferns of Gt. Brit. Nature-Printed*, t. 34 A; *Id. Octavo ed.* 13, 55, t. 66 —England, Scotland, Ireland.
- depauperatum, *Woll. MS.: Moore, Brit. Ferns Nature-Printed*, Octavo ed. ii. 12, 54, t. 64 A.—Ireland.
- grandiceps, *Moore, Brit. Ferns, Nature-Printed*, Octavo ed. ii. 12, 53.—England.
- multifidum, *Moore, Handb. Brit. Ferns*, 1 ed. 94; 3 ed. 146, 153; *Id. Ferns of Gt. Brit. Nature-Printed*, t. 33; *Id. Octavo ed.* ii. 11, 49, t. 61.—England, Scotland, Ireland.—Pluk. t. 284, fig. 3.
- multiceps, *Moore, Proc. Hort. Soc. Lond.* i. 70; *Id. Brit. Ferns, Nature-Printed*, Octavo ed. ii, 12, 52.—England.
- polydactylon, *Moore, Ferns of Gt. Brit. Nature-Printed*, sub. t. 30; *Id. Octavo ed.* ii. 11, 49, t. 64 B.—England.

*Filix-fœmina*, v. *Athyrium*, Metten.—*Athyrium asplenioides*.

*Filix-fœmina*, v. *convexum*, Newm.—*Athyrium Filix-fœmina*, β.

*Filix-fœmina*, v. *cristatum*, Woll.—*Athyrium Filix-fœmina multifidum*.

*Filix-fœmina*, v. *furcatum*, Hort.—*Athyrium Filix-fœmina multifidum*.

*Filix-fœmina*, v. *incisum*, Newm.—*Athyrium Filix-fœmina*, ζ.

*Filix-fœmina*, v. *latifolium*, Bab.—*Athyrium Filix-fœmina*, δ.

*Filix-fœmina*, v. *Michauxii*, Metten.—*Athyrium asplenioides*, β.

*Filix-fœmina*, v. *molle*, Newm.—*Athyrium Filix-fœmina*.

*Filix-fœmina*, v. *marinum*, Moore.—*Athyrium Filix-fœmina*, γ.

*Filix-fœmina*, v. *monstrosum*, Hort. Lips.—*Athyrium Filix-fœmina depauperatum*.

*Filix-fœmina*, v. *ramosum*, Moore and H.—*Athyrium Filix-fœmina depauperatum*.

*Filix-fœmina*, v. *rhæticum*, Deak.—*Athyrium Filix-fœmina*, β.

*Filix-fœmina*, v. *Smithii*, Hort.—*Athyrium Filix-fœmina crispum*

*Filix-fœmina*, v. *sitchense*, Rupr.—*Athyrium Filix-fœmina*, ζ.

*Filix-fœmina*, v. *vivipara*, Steele.—*Athyrium Filix-fœmina multifidum*.

## Athyrium.

185

fimbriatum, *M. Sched. Hb. Ind. Or.*—India: Nepal, Sikkim (*Hook. fil. et Thom.* 217\*), Simla, Kumaon.

*Aspidium fimbriatum*, *Wall. Cat.* 339, in part.

? *flexile*, Moore.—*Polypodium alpestre*,  $\beta$ .

foliolosum, *Moore, Cat. Hort. Sim.* 1859; *Id. Sched. Hb. Ind. Or.*—India: Nepal, Sikkim, (*Hook. fil. et Thom.* 207, 209), Khasya, Assam, Neilgherries; Ceylon (*Gard.* 1065, 1112, 1372); Java.

*Asplenium foliolosum*, *Wall. Cat.* 2205.

*Asplenium decipiens*, *Metten. Aspl.* 195, t. 6, fig. 9, 10.

*Asplenium macrocarpum*, *Bl. MS.: Hb. Hook.; J. Smith, Cat. Ferns* 47.

*Aspidium foliolosum*, *Wall. Hb.*

*Aspidium dubium*, *Wall.: Hb. Spreng.—f. Metten.*

*Aspidium fimbriatum*, *Wall. Cat.* 339, in part.

*Aspidium squarrosum*, *Wall. Cat.* 356.

*Polystichum fimbriatum*, *Presl, Epim. Bot.* 58.

*fontanum*, Roth.—*Asplenium fontanum*.

*fragile*, Sadler.—*Cystopteris fragilis*.

*fumarioides*, Presl.—*Cystopteris fragilis*,  $\delta$ .

*Galeottii*, Fée.—*Athyrium Martensii*.

*Gaudichaudii*, Fée, *Gen. Fil.* 186, 188.—Sandwich Isles.

*Göringianum*, M.—Japan, (*Goring* 115.)

*Aspidium Göringianum*, *Kunze, Bot. Zeit.* vi. 557.

*Asplenium Göringianum*, *Metten. Aspl.* 198, t. 6, fig. 11, 12.

*Lastrea Göringiana*, *Moore*, ante p. 93.

*grammitoides*, Fée MS.—*Diplazium grammitoides*.

*Halleri*, Roth.—*Asplenium fontanum*.

*Hänkeanum*, Presl.—*Asplenium cicutarium*.

*Hohenackerianum*, M. [*Synops.* xlix.]—India: Malabar, Concan, Hattu (*Hook. fil. et Thom.* 213, 213\*), Canara (*Hohenack.* 211); Crete.

*Allantodia Hohenackerianum*, *Kze. Schkuhr Supp.* ii. 63, t. 126; *Id. Lin.* xxiv. 267.

*Asplenium Hohenackerianum*, *Kze. Bot. Zeit.* vii. 771; *Fée, Gen. Fil.* 191; *Metten. Aspl.* 193.

*Hookerianum*, *M. Sched. Hb. Ind. Or.*—India: Sikkim, (*Hook. fil. et Thom.* 204)

*incisum*, Newman.—*Athyrium Filix-fœmina*,  $\zeta$ .

*irriguum*, Gray.—*Athyrium Filix-fœmina*,  $\beta$ .

*lanceolatum*, Heubl.—*Asplenium lanceolatum*.

*lanceum*, M.—Java. (*Zoll.* 1714).

*Aspidium lanceum*, *Kunze, Bot. Zeit.* iv. 473.

*Asplenium fallax*, *Metten. Aspl.* 194, t. 6, fig. 7, 8.

*Nephrodium lanceum*, *Moore*, ante p. 95.

*latifolium*, Bab. MS.—*Athyrium Filix-fœmina*,  $\delta$ .

*latifolium*, *Presl, Tent. Pter.* 98, t. 3, fig. 4; *Id. Epim.* 66.—Chili, (*Cuming*).

*Asplenium latifolium*, *Sturm, Enum. Fil. Chil.* 28; *Metten. Asplen.* 200.  
*laxum*, *Pappe et Raws. Syn. Fil. Afr. Aust.* 16.—Natal.  
*macrocarpum*, *Fée.*—*Asplenium macrocarpon*.

*Martensii*, *M.*—Mexico (*Lind.* 46; *Galeotti*, 6269, 6366; *Schaffn.* (1855) 291, 316); California (*Bridges* 303); New Grenada (*Lind.* 1406).

*Athyrium angustum*, *Liebm. Mex. Bregm.* 126.  
*Athyrium Galeottii*, *Fée, Gen. Fil.* 186, 187; *Id. Cat. lith. Foug. Mex.* 15.  
*Asplenium Martensii*, *Kunze, Sill. Journ.* 2 ser. vi. 86 (1848); *Metten. Aspl.* 200.

*Asplenium Michauxii*, *M. et Gal. Foug. Mex.* 62.

*medium*, *M.*—Tristan d'Acunha.

*Aspidium medium*, *Carin. Trans. Lin. Soc.* xii. 511.  
*Aspidium intermedium*, *Carin. MS.*: *Hb. Hook.*

*Michauxii*, *Fée.*—*Athyrium asplenioides*,  $\beta$ .

*molle*, *Roth.*—*Athyrium Filix-fœmina*.

*montana*, *Röhl.*—*Cystopteris montana*.

*multicaudatum*, *Presl.*—*Asplenium multicaudatum*.

*nigripes*, *Moore.*—*Athyrium tenuifrons*,  $\beta$ .

*obovatum*, *Fée.*—*Asplenium obovatum*.

*ovatum*, *Roth.*—*Athyrium Filix-fœmina*.

*ovatum*, *Newman.*—*Athyrium Filix-fœmina*,  $\delta$ .

*oxyphyllum*, *M.* [*Synops.* xlix.]—India: Nepal, Assam, Sylhet, Khasya (*Hook. fil. et Thoms.* 215), Sikkim, Bootan; Ceylon.

*Asplenium eburneum*, *J. Sm. Cat. Ferns*, 47; *Metten. Asplen.* 194.

*Asplenium* (*Athyrium*) *drepanopteron*, *A. Braun, Ind. Sem. Hort. Berol.* 1856; *Metten. Asplen.* 198.

*Polypodium oxyphyllum*, *Wall. Cat.* 324.

*Polypodium drepanopteris*, *Kunze, Lin.* xxiii. 318.

*Polypodium crispum*, *Ham. MS.*

*Aspidium eburneum*, *Wall. Cat.* 389; *Kunze, Lin.* xxiii. 226.

*Aspidium drepanopteron*, *Metten. Fil. Lips.* 93 t. 19, fig. 1, 4.

*Aspidium acuminatum*, *Hort. Ber. olim.*—f. *Kunze.*

*Lastrea eburnea*, *J. Sm. Bot. Mag.* 1846, comp. 34; *Id. Cat. Kew*

*Ferns*, 6; *Houlst. and Moore, Gard. Mag. Bot.* iii. 317.

*Lastrea athyrioides*, *Arnott MS.*: *Hb. Hook.*

*pectinatum*, *Presl, Tent. Pter.* 98.—India: Nepal, Kumáon, Simla, (*Hook. fil. et Thom.* 204\*).

*Asplenium pectinatum*, *Wall. Cat.* 231, (excl. *Allantodia incisa*); *Metten. Asplen.* 197 (excl. *Allantodia incisa*).

*Allantodia pectinata*, *Kunze Hb.*—f. *Metten.*

*pentagonum*, *M.*—Moulmein, (*Lobb* 370).

*Poirertianum*, *Presl.*—*Athyrium scandicinum*.

*Pontederæ*, *Desv.*—*Cystopteris fragilis*,  $\delta$ .

*puncticaule*, *M.*—Java.

- Aspidium puncticaule, *Bl. Enum.* 159.  
(An *Athyrium foliolosum*.)
- regium*, Spreng.—*Cystopteris regia*.  
*rhæticum*, Roth.—*Athyrium Filix-fœmina*,  $\beta$ .  
*rhæticum*, Sadl.—*Cystopteris fragilis*,  $\gamma$ .  
*rutaceum*, Presl.—*Asplenium rutaceum*.  
*sandwichianum*, *Presl MS. Hb. Mey.*; *Id. Tent. Pter.* 98; *Id. Epim. Bot.* 67—Sandwich Isles.  
*Athyrium sandwichianum*, *Fée, Gen. Fil.* 186; *Metten. Asplen.* 197.  
*Asplenium mimosæfolium*, *J. Sm. MS.*
- ? *scabrum*, *Presl, Epim. Bot.* 67.—Java (*Zoll.* 360z).
- Allantodia? *scabra*, *Kunze, Bot. Zeit.* vi. 192.
- scandicinum*, *Presl, Tent. Pter.* 98, *Id. Epim. Bot.* 67.—  
Bourbon; Madagascar; South Africa; Natal; Sand-  
wich Isles (*Douglas* 41); India: Dendigal; Ceylon  
(*Gardn.* 1346; *Col. Perad.* 1346.)
- Athyrium scandicinum*, *Fée, Gen. Fil.* 186.  
*Athyrium Poirétianum*, *Presl, Tent. Pter.* 98; *Fée, Gen. Fil.* 186.  
*Aspidium scandicinum*, *Willd. Sp. Pl.* v. 235; *Poir. Enc. Supp.* iv. 519.  
*Asplenium aspidioides*, *Schlech. Adumb.* 24, t. 18; *Kunze, Lin.* x. 520;  
xviii. 118; *Pappe et Raws. Syn. Fil. Afr. Aust.* 21; *Metten. Asplen.* 196.  
*Asplenium dissectum*, *Nuttall MS.*  
*Asplenium Poirétianum*, *Gaud. Frey. Voy.* 321, t. 13; *Hook. and Arn. Beech. Voy.* 107; *Brack. U.S. Expl. Exped.* xvi. 174; *Metten. Asplen.* 197.  
*Asplenium multisectum*, *Brack. U.S. Expl. Exped.* xvi. 174; *Metten. Asplen.* 198.  
*Asplenium Hookeri*, *Bojer MS.: Hb. Hook.*  
Allantodia *aspidioides*, *Kunze, Bot. Zeit.* vi. 191, in obs.  
Allantodia *scandicina*, *Kaulf. Enum.* 179; *Spreng. Syst.* 95.  
*Cystopteris scandicina*, *Desv. Prod.* 264.  
*Nephrodium scandicinum*, *Bory, Bel. Voy.* ii. 63.  
*Polypodium multifissum*, *Goldm. Nov. Act. N. C.* xix. supp. i. 453.
- Schimperi*, *Moug. MS.: Fée, Gen. Fil.* 186, 187.—Abyssinia  
(*Schimp.* 741, 1270).
- Athyrium Schimperi*, *Metten. Asplen.* 200.
- sinense*, *Rupr. Dist. Crypt. Ross.* 41.—N. China.
- Skinneri*, *Moore, in Hb. Hook.*—Guatemala.
- Solenopteris*, M. [ante p. 43].—India: Neilgherries (*Schmid* 68, 69, 71, 97, 128; *Weigle* 18; *Hohenack.* 1270).  
*Allantodia Solenopteris*, *Kunze, Lin.* xxiv. 266.  
*Asplenium Solenopteris*, *Metten. Asplen.* 106.  
*Lotzea Solenopteris*, *Kunze Hb.—f. Metten.*  
*Solenopteris*, nov. gen. *Zenker MS.*
- $\beta$ . *pusilla*, M.—Neilgherries.  
*Allantodia Solenopteris*, v. *pusilla*, *Kunze, Lin.* xxiv. 267.
- spectabile*, Presl.—*Asplenium spectabile*.

sphaerocarpon, *Fée, Gen. Fil.* 186.—Mexico (*Galeotti* 6425 ; *Coulter* 1699, 1710).

*Athyrium sphaerocarpon*, *Metten. Asplen.* 201.

*Aspidium athyrioides*, *M. et Gal. Foug. Mex.* 67. t. 18.

*Lastrea athyrioides*, *Liebm. Mex. Bregn.* 122.

*stramineum*, *J. Sm.*—*Athyrium tenuifrons*,  $\gamma$ .

*strigillosum*, *Moore Hb.*—*Athyrium tenuifrons*.

*tenuis*, *Presl.*—*Cystopteris tenuis*.

*tenerum*, *Fée.*—*Asplenium australe*.

*tenuifrons*, *M.* [*ante p.* 43]—India: Nepal, Kashmir (*Hook. fil. et Thom.* 216) ; Neilgherries.

*Athyrium strigillosum*, *Moore Hb.*

*Athyrium setulosum*, *J. Sm. Sched. Hb. Ind. Or.*

*Asplenium tenuifrons*, *Wall. Cat.* 206.

*Asplenium denticulatum*, *J. Sm. Cat. Ferns*, 47.

*Asplenium gymnogrammoides*, *Kl. Hb. Ber.* ; *Metten. Asplen.* 193, t. 6, fig. 13, 14.

*Asplenium setulosum*, “*Wall.*” ; *J. Sm. Cat. Kew Ferns*, 5.

*Asplenium strigillosum*, *Lowe, Ferns*, v. t. 36 ; *Metten. Asplen.* 199.

*Allantodia?* *denticulata*, *Wall. Hb.*

— $\beta$ . *tenellum*, *Moore, Sched. Hb. Ind. Or.*—India: Nepal, Sikkim, (*Hook. fil. et Thom.* 214) ; Java.

*Allantodia?* *tenella*, *Wall. Hb.* (Cat. 206, in part).

*Asplenium gracile*, *Don, Prod. Fl. Nep.* 8 ; *Spreng. Syst.* 88 ; *Metten. Asplen.* 195.

*Athyrium nigripes*, *Moore, Synops.* xlix ; et *ante* 98 : *Metten. Aspl.* 195.

*Asplenium nigripes*, *Bl. MS.* : *Hb. Hook.*

*Aspidium nigripes*, *Bl. Enum.* 162.

— $\gamma$ . *stramineum*, *Moore, Sched. Hb. Ind. Or.*—India: Khasya (*Hook. fil. et Thom.* 212) ; Ceylon.

*Athyrium stramineum*, *J. Sm. MS.*

*tenuisectum*, *M.*—Java.

*Aspidium tenuisectum*, *Bl. Enum.* 170.

*Thelypteris*, *Spreng.*—*Lastrea Thelypteris*.

*thelypteroides*, *Desv. Prod.* 266.—N. America: Kentucky, Ohio, Canada, Ottawa ; Hong Kong ; N. W. India ; Sikkim, Simla (*Hook. fil. et Thom.* 210, in part).

*Athyrium thelypteroides*, *Fée, Gen. Fil.* 186.

*Asplenium thelypteroides*, *Michx. Fl. Bor. Am.* ii. 285 ; *Sw. Syn. Fil.* 82 ; *Willd. Sp. Pl.* 336 ; *Schkr. Crypt.* 71, t. 76 b (sori simple) ; *Poir. Enc. Supp.* ii. 512 ; *Spreng. Syst.* 87 ; *Kunze, Lin.* xxiii. 238 ; *Gray, Bot. North U. St.* 595, t. 11 ; *J. Sm. Bot. Voy. Herald* 428 ; *Metten. Fil. Lips.* 78 ; *Id. Asplen.* 184.

*Asplenium acrostichoides*, *Sw. Schrad. Journ.* 1800, ii. 54 ; *Id. Syn. Fil.* 82, 275.

*Diplazium thelypteroides*, *Presl, Tent. Pter.* 114 ; *J. Sm. Cat. Ferns* 48 ; *Lowe, Ferns*, v. t. 51.

*trifidum*, *Roth.*—*Athyrium Filix-femina*.

*umbrosum*, *Presl.*—*Asplenium Aitoni*.

**AZOLLA**, *Lamarck, Enc. Bot. i. 343* [Synopsis p. cxxix.]

*africana*, *Desv. Prod. 178*.—Africa; Natal.

*Azolla africana*, *Metten. Lin. xx. 274*.

*Azolla pinnata*, *Kunze, Lin. x. 556*.

*arbuscula*, *Desv.*—*Azolla filiculoides*.

*caroliniana*, *Willd. Sp. Pl. v. 541*.—N. America: Carolina.

*Azolla caroliniana*, *Spreng. Syst. 9; Desv. Prod. 178; Metten. Lin. xx. 278. t. 3, fig. 9, 15; A. Gray, Bot. North U. St. 2 ed. 606, t. 14.*

*Azolla densa*, *Desv. Prod. 178*.

*Azolla mexicana*, *Presl, Bot. Bem. Prag. 1844, 150*.

(Probably same as the *A. magellanica* of all S. America.—*A. Gray*).

*cristata*, *Klfs. Enum. 274*.—Amer. merid: Demerara, (*Kegel. 673*), F. Guiana.

*Azolla cristata*, *Metten. Lin. xx. 278, t. 2, fig. 1—21; Kunze, Lin. xxi. 241*.

? *Azolla magellanica*, *Miq. Lin. xviii. 380*.—f. *Kunze*.

*densa*, *Desv.*—*Azolla caroliniana*.

*filiculoides*, *Lam. Enc. Bot. i. 343; Id. Ill. t. 863*.—Magelhaen's Straits; Chili, (*Pöpp. iii. 267*); Monte Video; Brazil; Peru (*Lechl. 1983*); Surinam; N. Grenada; Cuba; N. Holland: Murray River, Victoria.—*Dill. Musc. t. 43, fig. 72*.

*Azolla magellanica*, *Willd. Sp. Pl. v. 541, in part; Klfs. Enum. 273; H.B.K. Nov. Gen. i. 43; Presl, Rel. Hænk. i. 84; Spreng. Syst. 9; R. Br. App. Flind. Voy. ii. 79. t. 10; Desv. Prod. 178; Kunze, Lin. ix. 110; Metten. Lin. xx. 275, t. 3, fig. 16, 21; Gay, Chili, vi. 549; Brack. U.S. Expl. Exped. xvi. 342; Sturm, Enum. Crypt. Chili, 52.*

*Azolla arbuscula*, *Desv. Prod. 178*.

*magellanica*, *Willd.* { *Azolla filiculoides.*  
                                  { *Azolla microphylla.*

*magellanica*, *Miq.*—? *Azolla cristata*.

*mexicana*, *Schlecht. Linnæa, v. 625*—Mexico (*Leibold 150; Schaffn. (1856) 455*).

*Azolla mexicana*, *Kunze, Lin. xviii. 352*.

*mexicana*, *Presl.*—*Azolla caroliniana*.

*microphylla*, *Klfs. Enum. 273*.—S. America: Peru, (*Lechl. 1539*), Brazil, California; W. Indies: Porto Rico, Cuba.

*Azolla microphylla*, *Mart. Ic. Crypt. Bras. 124, t. 74, 75, fig. 1; Kunze, Sill. Journ. 2 ser., vi. 89; Brack. U.S. Expl. Exped. xvi. 342; Metten. Lin. xx. 276, t. 3, fig. 1—8; Id. Fil. Lips. 126.*

*Azolla magellanica*, *Willd. Sp. Pl. v. 54, in part.*—f. *Mart.*

*Azolla portoricensis*, *Spreng. Syst. iv. 9*.

*Salvinia Azolla*, *Raddi, Fl. Bras. 2, t. 1, fig. 3*.

*pinnata*, *Kunze.*—*Azolla africana*.

pinnata, *R. Br. Prod. Fl. Nov. Holl.* 167.—N. Holland : Murray River; India: Coromandel, Bengal; Madagascar.

*Azolla pinnata*, *Spreng. Syst.* 9; *Desv. Prod.* 178; *Wall. Cat.* 7092; *Bory, Bel. Voy.* 5; *Metten. Lin.* xx. 273, t. 3, fig. 22, 27; *Griff. Calc. Journ. Nat. Hist.* v. 257, t. 15—17; *Flora* 1846, 507.

*Salvinia imbricata*, *Roxb. Calc. Journ. Nat. Hist.* iv. 470.

*Rhizosperma*, *Mey. Nov. Act. N. C.* xviii. i. 523.

*portoricensis*, *Spreng.*—*Azolla microphylla*.

*rubra*, *R. Br. Prod. Fl. Nov. Holl.*—N. Holland ; Tasmania ; N. Zealand ; China.

*Azolla rubra*, *Spreng. Syst.* 9; *Desv. Prod.* 178; *Hook. fil. Flora N. Zealand*, ii. 56; *Metten. Lin.* xx. 275.

**Balantium**, *Kaulfuss, Enum. Fil.* 228, t. 1; *Presl, Tentamen Pter.* 134.

*antarcticum*, *Presl.*—*Dicksonia antarctica*.

*arborescens*, *Hook.*—*Dicksonia arborescens*.

*auricomum*, *Klfs.*—*Dicksonia arborescens*.

*Berteroanum*, *Kunze.*—*Dicksonia Berteroana*.

*Beyrichii*, *Röm. MS.* : *Kunze*—? . . . . .

*Blumei*, *Kunze.*—*Dicksonia Blumei*.

*Brownianum*, *Presl.*—*Dicksonia dubia*.

*Culcita*, *Klfs.*—*Dicksonia Culcita*.

*chrysotrichum*, *Hask.*—*Dicksonia chrysotricha*.

*fibrosum*, *Fée.*—*Dicksonia antarctica*.

*glaucescens*, *Link.*—*Cibotium Barometz*.

*glaucophyllum*, *Hort. Ber.* : *Pr.*—*Cibotium Barometz*.

*Karstenianum*, *Kl.*—*Dicksonia Karsteniana*.

*lanatum*, *Fée.*—*Dicksonia lanata*.

*magnificum*, *De Vr.*—*Dicksonia chrysotricha*.

*Sellowianum*, *Presl.*—*Dicksonia Sellowiana*.

*squarrosum*, *Kunze.*—*Dicksonia squarrosa*.

**Bathmium**, *Presl, Tent. Pter.* 88 (§) ; *Link, Fil. Sp.* 14.

*alatum*, *Fée.*—*Aspidium alatum*.

*Aubletianum*, *Fée.*—*Aspidium sinuatum*.

*Billardieri*, *Fée.*—*Sagenia sinuosa*.

*ebeneum*, *Fée.*—*Sagenia Pica*.

*frazinifolium*, *Link.*—*Sagenia macrophylla*,  $\gamma$ .

*heracleifolium*, *Fée.*—*Aspidium trifoliatum*.

*macrocarpon*, *Fée.*—*Aspidium sinuatum*.

*macrophyllum*, *Link.*—*Sagenia macrophylla*.

*repandum*, *Fée.*—*Sagenia repanda*.

*sinuatum*, *Fée.*—*Aspidium sinuatum*.

? *subfalcatum*, *Fée.*—*Pleopeltis Zippelii*.

*trifoliatum*, *Link.*—*Aspidium trifoliatum*.



? *undulatum*, Fée.—*Pleopeltis membranacea*.

? *villosum*, Fée.—*Aspidium villosum*.

**Belvisia**, *Mirbel, Hist. Nat. des Veg.* iii. 473.

*australis*, Mirb.—*Actiniopteris australis*.

*digitata*, Mirb.—*Schizæa digitata*.

*siliquosa*, Mirb.—*Ceratopteris thalictroides*.

*spicata*, Mirb.—*Hymenolepis spicata*.

*septentrionale*, Mirb.—*Asplenium septentrionale*.

**Bergera**, *Schaffner MS. : Fée, Cat. lith. Foug. Mex.* 30.

*ovatifolia*, Schaffn. MS.—*Trichomanes quercifolium*.

? *serratifolia*, Schaffn. MS.—*Trichomanes muscoides*.

**Bernhardia**, *Willdenow, Act. Acad. Erford.* 1802, 11.

*antillarum*, K. Müll.—*Psilotum triquetrum*.

*californica*, K. Müll.—*Psilotum californicum*.

*capensis*, K. Müll.—*Psilotum triquetrum*.

*complanata*, Willd.—*Psilotum complanatum*.

*complanata*, Sieb.—*Psilotum triquetrum*.

*Deppeana*, K. Müll.—*Psilotum triquetrum*,  $\gamma$ .

*dichotoma*, Willd.—*Psilotum triquetrum*.

*floridana*, K. Müll.—*Psilotum triquetrum*.

*indica*, K. Müll.—*Psilotum triquetrum*,  $\delta$ .

*mariana*, K. Müll.—*Psilotum triquetrum*.

*mascarena*, K. Müll.—*Psilotum triquetrum*,  $\delta$ .

*novæ-hollandiæ*, K. Müll.—*Psilotum triquetrum*,  $\beta$ .

*oahuensis*, K. Müll.—*Psilotum triquetrum*.

*pedunculata*, Desv.—*Psilotum triquetrum*.

*ramulosa*, K. Müll.—*Psilotum complanatum*,  $\gamma$ .

*Schiedeana*, K. Müll.—*Psilotum complanatum*,  $\delta$ .

*tannensis*, K. Müll.—*Tmesipteris tannensis*.

*truncata*, K. Müll.—*Tmesipteris tannensis*,  $\beta$ .

*Zollingeri*, K. Müll.—*Psilotum flaccidum*.

**BLECHNIDIUM**, *Moore, Ferns of Gt. Brit. Nat. Printed*,  
Octavo ed., ii. 210, in obs. [Synopsis addenda]

*melanopus*, *Moore, Ferns of Gt. Brit. Nature Printed*, Octavo  
ed. ii. 210, in obs.—India: Khasya (*Simons* 78).

*Blechnum melanopus*, *Hook. Sp. Fil.* iii. 64, t. 161.

**Blechnopsis**, *Presl, Epim. Bot.* 115.

? *adnata*, Presl.—*Blechnum orientale*,  $\delta$ .

*brasiliensis*, Presl.—*Blechnum brasiliense*.

*cartilaginea*, Presl.—*Blechnum cartilagineum*.

[Gen. 26 Sp. 644.]

- Cumingiana*, Presl.—*Blechnum orientale*,  $\beta$ .  
*denticulata*, Presl.—*Blechnum denticulatum*.  
*elongata*, Presl.—*Blechnum orientale*.  
*Finlaysoniana*, Presl.—*Blechnum Finlaysonianum*.  
*imbricata*, Presl.—*Blechnum orientale*,  $\gamma$ .  
 ?*javanica*, Presl.—*Blechnum orientale*,  $\beta$ .  
*latifolia*, Presl.—*Blechnum orientale*.  
 ?*longifolia*, Presl.—*Blechnum orientale*,  $\beta$ .  
*malaccensis*, Presl.—*Blechnum serrulatum*.  
*nitida*, Presl.—*Blechnum nitidum*.  
*orientalis*, Presl.—*Blechnum orientale*.  
*pectinata*, Presl.—*Blechnum orientale*,  $\beta$ .  
*pyrophila*, Presl.—*Blechnum orientale*.  
*salicifolia*, Presl.—*Blechnum orientale*,  $\beta$ .  
*serrulata*, Presl.—*Blechnum serrulatum*.  
*stenophylla*, Presl.—*Blechnum orientale*,  $\beta$ .  
*striata*, Presl.—*Blechnum serrulatum*.

**BLECHNUM**, *Linnæus, Genera Plantarum*, ed. 5, 1039.  
 [Synopsis p. xxiv.]

*acuminatum*, *J. W. Sturm, Flora*, 1853, 362; *Id. Bibra, Reise Südamerika*, ii. 81; *Id. Enum. Crypt. Chil.* 22.—  
*Chili (Lechl. 508 a; Philippi 127)*; *S. Chili*; *Chilöe*.

*Blechnum acuminatum*, *Metten. Fil. Lechl.* 13, t. 2, fig. 7—9.

*Blechnum arcuatum*, *Remy MS.: Fée, Gen. Fil.* 73; *Gay, Chil.* vi. 477; *Hook. Sp. Fil.* iii. 69.

*Blechnum Bibrææ*, *Metten. Fil. Lechl.* coll. i. 508a.

*Lomaria Bibrææ*, *J. W. Sturm, Hb. Kunze; Id. Bibra, Beitr. Naturg. Chil.* 42.

- acuminatum*, *Fée*.—*Blechnum occidentale*,  $\delta$ .  
*adnatum*, *Reinw. Hb.*: *Klfs.*—*Blechnum orientale*,  $\delta$ .  
*aduncum*, *Lieb.*—*Blechnum confluens*.  
*agrostifolium*, *Goldm.*—*Blechnum orientale*.  
*alpinum*, *Metten.*—*Lomaria alpina*.  
*ambiguum*, *Klfs.*: *Sieb.*—*Blechnum lævigatum*.  
*angustatum*, *Schrad.*—*Blechnum serrulatum*.  
*angustifolium*, *Willd.*—*Blechnum serrulatum*.  
*angustifolium*, *Poir.*—*Woodwardia areolata*.  
*angustifolium*, *Roxb.*—? *Tænitis blechnoides*.  
*angustifrons*, *Fée*.—*Blechnum asplenioides*.

*appendiculatum*, *Willd. Sp. Pl.* v. 410.—*N. Grenada*.

*Blechnum appendiculatum*, *Desv. Prod.* vi. 284; *Spreng. Syst.* 93;

*Presl. Tent. Pter.* 103; *Hook. Sp. Fil.* iii. 62.

*Mesothema appendiculata*, *Presl. Epim. Bot.* 112, 261.

*arcuatum*, *Remy MS.*—*Blechnum acuminatum*.

*asperum*, *Sturm.*—*Lomaria aspera*.

asplenioides, *Sw. Vetens. Acad. Handl. Stockh.* 1817, 72, t. 3, fig. 3.—Brazil: Rio Janeiro, Minas Geraes (*Gard.* 5304), Goyaz; B. Guiana (*Rich. Schomb.* 1142, 1174); N. Grenada; Peru (*Matheus* 1807); Panama (*Seem.* 18, in part); Mexico (*Galeotti* 6383).

*Blechnum asplenioides*, *Spreng. Syst.* 92; *Kl. Lin.* xx. 349; *Presl, Tent. Pter.* 103; *Id. Epim. Bot.* 104; *Fée, Gen. Fil.* 73; *Hook. Sp. Fil.* iii. 45.

*Blechnum angustifrons*, *Fée, Cat. lith. Foug. Mex.* 3; *Id. Iconogr. Nouv.* 25, t. 9, fig. 2.

*Blechnum ceteraccinum*, *Raddi, Syn. Fil.* 119; *Id. Fil. Bras.* 52, t. 60, fig. 1; *Desv. Prod.* 283; *Kl. Lin.* xx. 348.

*Blechnum polypodioides*, *M. et Gal. Foug. Mex.* 50.

*Atherstoni*, *Pappe et Raws. Syn. Fil. Afr. Aust.* 16.—S. Africa: Graham's Town.

*Blechnum Atherstoni*, *Hook. Sp. Fil.* iii. 62.

*attenuatum*, *Metten.*—*Lomaria attenuata*.

*auriculatum*, *Cav.*—*Blechnum hastatum*.

*auritum*, *Goldm.*—*Blechnum hastatum*.

*australe*, *Lin. Mant.* 130.—S. Africa (*Eckl. Un. Itin.* 29, in part; *Krauss* 729); Natal; Tristan d'Acunha; Bourbon.—*Pluk.* t. 89, fig. 7, sterile.

*Blechnum australe*, *Thunb. Prod.* 172; *Lam. Enc. Bot.* i. 430; *Sw. Syn. Fil.* 114; *Schkr. Crypt.* 103, t. 110 b; *Willd. Sp. Pl.* 410; *Schlech. Adumb.* 38; *Spreng. Syst.* 92; *Desv. Prod.* 284; *J. Sm. Hook. Journ. Bot.* iv. 168; *Fée, Gen. Fil.* 74; *Metten. Fil. Lips.* 63, t. 3, fig. 7; *Brack. U. S. Expl. Exped.* xvi. 129; *Hook. Sp. Fil.* iii. 56.

*Blechnum rigidum*, *Willd. Sp. Pl.* v. 400.—f. *Hb.* (Link.)

*Blechnum tricuspis*, *Klfs.: Sieb. Syn.* 5; *Id. Fl. Mixt.* 263.—f. *Presl.*

*Lomaria australis*, *Link, Fil. Sp.* 75 (excl. syn. *Presl*); *J. Sm. Cat. Ferns* 40.

*Lomaria minor*, *Link, Hort. Ber.* ii. 80 (excl. syn. Br.); *Spreng. Syst.* 65.

*Lomaria pumila*, *Klfs. Enum.* 151; *Gaud. Frey. Voy.* 399; *Spreng. Syst.* 63; *Kunze, Lin.* x. 508 (excl. syn. Br. et *Spreng.*); xxiii. 261; *Presl, Tent. Pter.* 143; *Fée, Gen. Fil.* 68; *Pappe et Raws. Syn. Fil. Afr. Aust.* 29.

*Mesothema australe*, *Presl, Epim. Bot.* 112.

— $\beta$ . *obtusum*, *M.*—Island of St. Paul.

*australe*, *Hort.*—*Blechnum cognatum*.

*Banisterianum*, *Poir.*—*Woodwardia virginica*.

*Bibræ*, *Metten.*—*Blechnum acuminatum*.

*Blumii*, *M.*—Java.

*Lomaria auriculata*, *Bl. Enum.* 202 (excl. syn.—f. *Presl.*)

*Mesothema javanicum*, *Presl, Epim. Bot.* 262.

*boreale*, *Sw.*—*Blechnum Spicant*.

*boreale*, v. *strictum*, *Franc.*—*Blechnum Spicant*,  $\zeta$ .

*Boryanum*, *Schlech.*—*Lomaria Boryana*.

brasiliense, *Desv. Berl. Mag.* v. 330; *Id. Prod.* 283.—Brazil (*Mart.* 372; *Claussen* 2116; *Gardn.* 47; *Blanch.* 82, 83; *Regn.* ii. 333): Rio Janeiro; Organ Mountains; St. Catherines; S. Brazil; F. Guiana; Peru: Tarapota (*Spruce* 4673).

*Blechnum brasiliense*, *Klfs. Enum.* 159; *Spreng. Syst.* 94; *Presl, Tent. Pter.* 103; *Link, Fil. Sp.* 79; *Kunze, Lin.* xxiii. 239; *Fée, Gen. Fil.* 74; *Brack. U.S. Expl. Exped.* xvi, 132; *Metten. Fil. Lips.* 63; *Lowe, Ferns* iv. t. 38; *Hook. Sp. Fil.* iii. 42, t. 157.

*Blechnum campestre*, *Hort.*—f. *Kze.*

*Blechnum fluminense*, *Arrab. Fl. Flum.* xi. t. 106.

*Blechnum nitidum*, *Presl, Del. Prag.* i. 187.

*Blechnum Rileyanum*, *Hort. Lodd. olim.*

*Blechnopsis brasiliensis*, *Presl, Epim. Bot.* 115.

—*β. corcovadense*, *Moore, Cat. Hort. Sim.* 1859.—Brazil.

*Blechnum corcovadense*, *Raddi, Syn. Fil.* 16 (excl. syn.—f. *Pr.*); *Id. Fil. Bras.* 54, tt. 61, 61 bis; *J. Sm. Hook. Journ. Bot.* iv. 168.

*Blechnum brasiliense*, v. *dubium*, *Kze. Lin.* xxiii. 409.

*calophyllum*, *Langsd. et Fisch.*—*Blechnum serrulatum*.

*campestre*, *Hort.*—*Blechnum brasiliense*.

*canariense*, *Brouss. Hb.*—*Cheilanthes pulchella*.

*capense*, *Burm.*—*Blechnum rigidum*.

*capense*, *Schlech.*—*Lomaria capensis*.

*caraccasanum*, *Jacq. Hb.*—*Blechnum longifolium*.

*carolinianum*, *Walt.*—*Woodwardia virginica*.

*cartilagineum*, *Sw. Syn. Fil.* 114, 312.—New Holland [Cayenne, non. Nov. Holl. sec adnot. Sw. MS. in Synops. Fil.—f. *Wickstr.*]: Port Jackson, King George's Sound, Victoria: Sealer's Cove.

*Blechnum cartilagineum*, *Willd. Sp. Pl.* 411; *Br. Prod. Fl. Nov. Holl.* 152; *Poir. Enc. Supp.* i. 642; *Desv. Prod.* 284 (excl. syn. Schkr.); *Spreng. Syst.* 93; *Sieb. Syn. Fil.* 123; *Presl, Tent. Pter.* 103; *Fée, Gen. Fil.* 74; *Kze. Lin.* xxiii. 239, 409; *Metten. Fil. Lips.* 63, t. 5, fig. 1—5; *Lowe, Ferns*, iv. t. 42; *Hook. Sp. Fil.* iii. 43.

*Blechnum striatum*, *Hort. Lodd. et Kew.*—f. *Kze.*

*Blechnopsis cartilaginea*, *Presl, Epim. Bot.* 116.

*cartilagineum*, *Schkr.*—*Blechnum occidentale*, *β.*

*caudatum*, *Cav.*—*Blechnum occidentale*, *β.*

*caudatum*, *M. et Gal.*—*Blechnum occidentale*, *γ.*

*caudatum*, *Presl.*—*Blechnum cognatum*.

*ceteraccinum*, *Raddi.*—*Blechnum asplenioides*.

*chilense*, *Metten.*—*Lomaria chilensis*.

*ciliatum*, *M. et Gal.*—*Blechnum Galeottii*.

*ciliatum?* *Bert.*—*Blechnum hastatum*, *β.*

*ciliatum*, *Presl, Rel. Hænk.* i. 50; *Id. Tent. Pter.* 103.—Chili.

*Blechnum ciliatum*, *Spreng. Syst.* 92; *Gay, Chil.* vi. 478; *Sturm, Enum. Crypt. Chil.* 23; *Hook. Sp. Fil.* iii. 58.

*Parablechnum ciliatum*, *Presl, Epim. Bot.* 109.

[*Gen. 27. Sp.* 853.]

cognatum, *Presl, Epim. Bot.* 107.—Peru; Brazil; S. Brazil; Columbia; Mexico.

*Blechnum cognatum*, *Fée, Gen. Fil.* 73.

*Blechnum australe*, *Hort.*

*Blechnum caudatum*, *Presl, Rel. Hænk.* i. 50 (excl. syn.)—f. Pr.

*Blechnum distans*, *Presl, Tent. Pter.* 103; *Id. Epim. Bot.* 105; *Fée, Gen. Fil.* 73.

*Blechnum glandulosum*, *Kze. Schkr. Supp.* i. 132, t. 58, fig. 2 (excl. omn. syn.—f. Pr.); *Id. Bot. Zeit.* iii. 284; *Id. Lin.* xxiii. 239 (excl. var. *elongatum*); *Liebm. Mex. Bregn.* 86; *Lowe, Ferns* iv. t. 41 (too acute).

*Blechnum occidentale*, *Hort.* in part.

*Blechnum occidentale*, v. *minor*, *Hook. Sp. Fil.* iii. 51, (excl. var. syn.)

*Blechnum* sp. *Herb. Reg. Bras. Ber.* n. 37.

*confertifolium*, *Pohl*.—*Blechnum serrulatum*.

*confluens*, *Schlech. Lin.* v. 613.—Mexico.

*Blechnum aduncum*, *Liebm. Mex. Bregn.* 85.

(Perhaps *Blechnum triangulare*.)

*conjugatum*, “Kl.”—*Blechnum occidentale*,  $\gamma$ .

*corcovadense*, *Raddi*.—*Blechnum brasiliense*,  $\beta$ .

*crispum*, *Hartm.*.—*Allosorus crispus*.

*Cunninghamii*,\* *M.*.—Brazil: Rio de Janeiro (*Cunningham*), Organ Mountains (*Gardn.* 184).

*Blechnum orientale*, *Hort. Lodd. olim.*

*Blechnum gracile*, *Hort. Kew. olim*, in part.

*cycadifolium*, *Sturm.*.—*Lomaria Boryana*.

*decurrens*, *Roxb.*.—? *Blechnum orientale*,  $\delta$ .

*denticulatum*, *Sw. Syn. Fil.* 113, 311.—Teneriffe.

*Blechnum denticulatum*, *Poir. Enc. Supp.* i. 642; *Willd. Sp. Pl.* 412; *Spreng. Syst.* 93; *Desv. Prod.* 284; *Hook. Sp. Fil.* iii. 62.

*Blechnopsis denticulata*, *Presl, Epim. Bot.* 116.

*distans*, *Presl.*.—*Blechnum cognatum*.

*divergens*, *Metten*.—*Lomaria Plumieri*.

*doodioides*, *Hook. Fl. Bor. Amer.* 263; *Id. Sp. Fil.* iii. 60, t. 153.—N. W. America; ? N. California.

(An *Blechnum Spicant* form. magn.)

*elongatum*, *Presl.*.—*Blechnum orientale*.

\* *B. Cunninghamii*: fronds oblong ovate, pinnate with 10-12 pairs of approximate pinnae, abruptly caudate, with a long terminal pinna; pinnae spreading, somewhat falcate, oblong-lanceolate acute, the lower ones unequally subcordate and petiolulate, upper ones more or less dilated rounded and adnate at the base, uppermost ones crowded; sori costal, often not reaching to the primary rachis; stipes pale-coloured, with scattered scales.—This plant looks like an enlarged form of *gracile*, with more numerous pinnae, merging into *occidentale*: between which species it is intermediate in general aspect. Stipes 6 inches long; lamina excl. terminal caudate pinna 6 inches; terminal pinna 3 inches; lower pinnae 2-2½ inches.

- elongatum*, Gaud.—*Blechnum nitidum*.  
*elongatum*, Metten.—*Lomaria elongata*.  
*extensum*, Fée, *Gen. Fil.* 73, 75.—Brazil.  
*Blechnum extensum*, *Hook. Sp. Fil.* iii. 62.  
*falcatum*, Lodd.—*Blechnum occidentale*.  
*falcatum*, Moritz Hb.—*Blechnum occidentale*,  $\gamma$ .  
*falculatum*, Presl.—*Blechnum occidentale*,  $\gamma$ .  
*Fendleri*, *Hook. Sp. Fil.* iii. 48, t. 158.—Venezuela (*Fendl.* 116).  
*Finlaysonianum*, *Wall. Cat.* 2172: *Hook. et Grev. Icon Fil.* t. 225.—India: Martaban, Tenasserim, Malacca (*Cuming* 370); Penang; Singapore; Borneo: Labuan.  
*Blechnum Finlaysonianum*, *Presl, Tent. Pter.* 103; *J. Sm. Hook. Journ. Bot.* iii. 406.  
*Blechnum zamiifolium*, *Griff. MS.*  
*Blechnum orientale*, *Wall. Cat.* 57. in part (no. 3).  
*Asplenium* ? *penangianum*, *Wall. Cat.* 196 (young, sterile).  
*Blechnopsis Finlaysoniana*, *Presl, Epim. Bot.* 116.  
*Salpichlæna Finlaysoniana*, *Fée, Gen. Fil.* 79.  
*flabellatum*, Presl.—*Actiniopteris australis*.  
*fluminense*, Arrab.—*Blechnum brasiliense*.  
*Fontanesianum*, Gaud.—*Sadleria cyatheoides*.  
*fraxineum*, *Willd. Sp. Pl.* v. 413.—Columbia (*Moritz* 129); Cumana (*Funk* 212), Venezuela (*Fendl.* 112, 113), N. Grenada (*Schlim* 752); La Paila; Antioquia.  
*Blechnum fraxineum*, *Spreng. Syst.* 93; *Presl, Tent. Pter.* 103; *Fée, Gen. Fil.* 74.  
*Blechnum fraxinifolium*, *Desv. Prod.* 284.  
*Blechnum latifolium*, *Moritz, Bot. Zeit.* xii. 855.—f. A. Br.  
*Blechnum longifolium*, v. *robustior*, *Hook. Sp. Fil.* iii. 50.  
*Blechnum Schlimense*, *Fée, Iconogr. Nouv.* 71.  
*Distaxia fraxinea*, *Presl, Epim. Bot.* 110, 261.  
*Lomaria Bredemeyeriana*, *Kl. Lin.* xx. 346.  
*fraxinifolium*, *Desv.*—*Blechnum fraxineum*.  
*Galeottii*, M.—Mexico (*Galeotti* 6284 bis)  
*Blechnum ciliatum*, *M. et Gal. Foug. Mex.* 50; *Fée, Gen. Fil.* 73:  
*Gayannum*, Sturm.—*Lomaria alpina*,  $\beta$ .  
*giganteum*, Schlech.—*Lomaria heterophylla*.  
*Gilliesii*, Metten.—*Lomaria Gilliesii*.  
*glabrum*, Roxb.—*Tænitis blechnoides*.  
*glandulosum*, Link.—*Blechnum unilaterale*.  
*glandulosum*, Kze.—*Blechnum cognatum*.  
*glandulosum*, Wall.—*Blechnum occidentale*.  
*glandulosum* v. *elongatum*, Kze.—*Blechnum occidentale*,  $\gamma$ .  
*gracile*, *Klfs. Enum.* 158.—Brazil; Peru (*Mathews* 1806),  
[*Gen* 27. *Sp.* 804.]

Tarapota (*Spruce* 4026); B. Guiana (*Rich. Schomb.* 1177); Columbia (*Moritz* 630), Caraccas, Venezuela (*Fendl.* 113); Guatemala; Mexico (*Galeotti* 6302—*f. Pr.*; *Schaffn.* (1854) 99, (1856) 478; *Jurgensen* 734.)

*Blechnum gracile*, *Lodd. Bot. Cab.* 1905; *Spreng. Syst.* 94 (excl. syn. *Raddi*); *Kze. Lin.* ix. 61; xxiii. 239; *Id. Bot. Zeit.* iii. 287; *Kl. Lin.* xx. 349; *Presl, Tent. Pter.* 103; *Id. Epim. Bot.* 108; *Fée, Gen. Fil.* 73; *M. et Gal. Foug. Mex.* 51; *Link, Fil. Sp.* 78; *Moore et Houlet. Gard. Mag. Bot.* iii. 227, fig. 43; *Brack. U. S. Expl. Exped.* 129; *Metten. Fil. Lips.* 62; *Lowe, Ferns*, iv. t. 36; *Hook. Sp. Fil.* iii. 48.

*gracile*, *M. et Gal.*—*Blechnum intermedium* (*Hk.*)

*gracile*, *Hort.* in part.—*Blechnum longifolium*.

*Gueinzii*, *M.*—*Natal.*

*Lomaria Gueinzii*, *Mougeot Hb.: Fée, Gen. Fil.* 68, 69, t. 5 B, fig. 9 (stipes.)

*Lomaria salicifolia*, *Fée, Gen. Fil.* 68; *Hook. Sp. Fil.* iii. 41.

*Parablechnum salicifolium*, *Presl, Epim. Bot.* 110.

*hastatum*, *Klfs. Enum.* 161.—Chili (*Cuming* 36, 87, 489; *Lechl.* 508; *Poepp.* 267; *Philippi* 213, 387; *Bridges* 178, 807); Juan Fernandez (*Bert.* 99, 847, 1536); Buenos Ayres; Monte Video; Uruguay; Brazil; Peru.

*Blechnum hastatum*, *Spreng. Syst.* 93; *Kze. Lin.* ix. 60; *Presl, Tent. Pter.* 103; *Link, Fil. Sp.* 79; *J. Sm. Hook. Journ. Bot.* iv. 168; *Id. Cat. Ferns*, 38; *Fée, Gen. Fil.* 74; *Gay, Chil.* vi. 477; *Sturm, Enum. Crypt. Chil.* 24; *Brack. U. S. Expl. Exped.* xvi. 130; *Metten. Fil. Lips.* 63; *Id. Fil. Lechl.* 13; *Lowe, Ferns*, iv. t. 33 B; *Hook. Sp. Fil.* iii. 57 (excl. syn. *Bory.*)

*Blechnum auritum*, *Goldm. Nov. Act. N. C.* xix. supp. ii. 459.—*f. Kl.*

*Blechnum auriculatum*, *Cav. Pral.* 1801, 262; *Sw. Syn.* 114; *Willd. Sp. Pl.* 412.—*f. Lk.*; *Poir. Enc. Supp.* i. 643; *Spreng. Syst.* 93; *Presl, Tent. Pter.* 103; *Hook. Sp. Fil.* iii. 62.

*Blechnum trilobum*, *Presl, Rel. Hænk.* i. 50, t. 9, fig. 2; *Id. Tent. Pter.* 103; *Hook. et Grev. Icon. Fil.* t. 192; *Fée, Gen. Fil.* 74.

*Lomaria blechnoides*, *Desv. Prod.* 289.

*Lomaria chilensis*, *Goldm. Nov. Act. N. C.* 19. supp. ii. 460.—*f. Kl.*

*Lomaria hastata*, *Kze. Lin.* x. 508 obs.; xxiii. 260; *Id. Schkr. Supp.* i. 119, t. 55, fig. 1; *Kl. Lin.* xx. 345 (excl. syn. *Pr.*—*f. Presl.*)

*Lomaria mucronata*, *Gillies MS.*—*f. Hk.* and *Grev.*

*Lomaria sp.*, *Hb. Reg. Bras. Ber.* 99.

*Lomaria triloba*, *Fée, Gen. Fil.* 68.

*Mesothema auriculatum*, *Presl, Epim. Bot.* 112.

*Mesothema hastatum*, *Presl, Epim. Bot.* 111.

*Mesothema trilobum*, *Presl, Epim. Bot.* 112.

—*β. minor*, *Hook. Sp. Fil.* iii. 58.—Juan Fernandez.

*Blechnum ciliatum*, *Bert. MS. Hb.* 1535.—*f. Kze.*

*Blechnum pubescens*, *Hook. Icon. Pl.* t. 97.

*Blechnum remotum*, *Presl, Tent. Pter.* 103; *Fée, Gen. Fil.* 74; *Sturm, Enum. Crypt. Chil.* 26.

*Lomaria pubescens*, *Kze. Schkr. Supp.* 122, t. 55, fig. 2.

*Mesothema remotum*, *Presl, Epim. Bot.* 111.

—*γ. pinnato-pinnatifidum*, *M.*—Chili.

*Tænitis decipiens*, Spreng. MS.

*Tænitis sagittifera*, Bory, Dup. Voy. 258, t. 30, fig. 2.

helveolum, Fée, Gen. Fil. 73, 75.—Brazil (Blanch. 2243);  
Caraccas (Moritz 17).

*Blechnum helveolum*, Hook. Sp. Fil. iii. 61.

heterocarpon, Fée, Gen. Fil. 73, 74.—Brazil.

*Blechnum heterocarpon*, Hook. Sp. Fil. iii. 45.

*heterophyllum*, Schlech.—*Lomaria heterophylla*.

*heterophyllum*, Opiz.—*Blechnum Spicant*.

*Houttuyni*, Poir.—*Woodwardia orientalis*.

*humile*, Salisb.—*Blechnum occidentale*.

*hymeneurum*, Kl. MS.—*Salpichlæna volubilis*.

*imbricatum*, Bl.—*Blechnum orientale*, γ.

impressum, Fée, Gen. Fil. 73, 75.—Columbia (Lind 286).

*Blechnum impressum*, Hook. Sp. Fil. iii. 61.

*indicum*, Burm.—*Blechnum serrulatum*.

integerrimum, Spreng. Syst. iv. 93.—Brazil.

*Blechnum integerrimum*, Presl, Tent. Pter. 103; Id. Epim. Bot. 103.

intermedium, Link, Hort. Ber. ii. 71; Id. Fil. Sp. 77 (excl.  
syn. Klfs.)—Columbia (Moritz 126), Venezuela; Brazil;  
Guatemala; Mexico (Lind. 72; Galeotti 6302).

*Blechnum intermedium*, Kze. Schkr. Supp. i. 128, t. 57, fig. 2; Id. Lin.  
xxiii. 239; Kl. Lin. xx. 349; Liebm. Mex. Bregm. 86; Presl, Epim.  
Bot. 108; Fée, Gen. Fil. 73; Metten. Fil. Lips. 62; Hook. Sp.  
Fil. iii. 47.

*Blechnum gracile*, M. et Gal. Foug. Mex. 57.—teste spec. f. Hook.

*jamaicense*, Hort.—*Blechnum occidentale*.

*japanense*, M.—Japan: Hakodadi.

*Lomaria Spicant*, β. japonicum, Hook. Sp. Fil. iii. 15.

*japonicum*, Houtt.—*Woodwardia orientalis*.

*japonicum*, Lin.—*Woodwardia japonica*.

*javanicum*, Bl.—*Blechnum orientale*, β.

*Kaulfussianum*, Gaud.—*Sadleria cyatheoides*.

lævigatum, Cav. Præl. (1801) 263.—N. Holland, Port Jackson.

*Blechnum lævigatum*, Sw. Syn. Fil. 115; R. Br. Prod. Fl. Nov. Holl.  
152; Willd. Sp. Pl. 413; Desv. Prod. 284; Spreng. Syst. 93; Kze.  
Lin. xxiii. 239; Hook. Sp. Fil. iii. 55, t. 160.

*Blechnum ambiguum*, Klfs. Sieb. Syn. 106; Presl, Tent. Pter. 103.

*Lomaria ambigua*, Fée, Gen. Fil. 68.

*Lomaria scabra*, Klfs. Sieb. Syn. 107; Id. Fl. Miwt. 273; Presl, Tent.  
Pter. 143; Fée, Gen. Fil. 68.

*Orthogramma lævigata*, Presl, Epim. Bot. 121.

*Parablechnum ambiguum*, Presl, Epim. Bot. 109.

lanceola, Sw. Vet. Acad. Handl. Stockh. 1817, 71, t. 3, fig. 2.

—Brazil (Gard. 50); Peru: Tarapota (Spruce 4672.)

[Gen. 27. Sp. 674.]



*Blechnum lanceola*, Spreng. *Syst.* 92; *Hook. et Grev. Icon. Fil.* t. 970; *Presl, Tent. Pter.* 103; *Id. Epim. Bot.* 104; *Kze. Schkr. Supp.* i. 126, t. 57, fig. 1; *Id. Lin.* xxiii. 240; *Link, Fil. Sp.* 77; *Hook. Bot. Mag.* t. 3240; *Lodd. Bot. Cab.* t. 1592; *Fée, Gen. Fil.* 73; *Metten. Fil. Lips.* 62; *Lowe, Ferns*, iv. t. 33 A; *Hook. Sp. Fil.* iii. 47.

*Blechnum lanceolatum*, Raddi, *Syn. Fil.* 118; *Id. Fil. Bras.* 52, t. 60, fig. 3; *Gaud. Frey. Voy.* 394; *Desv. Prod.* 283; *Brack. U.S. Expl. Exped.* xvi. 128.

*Blechnum plantagineum*, *Hook. Sp. Fil.* iii. 47.

*Mesothema plantagineum*, *Presl, Epim. Bot.* 111.

—*β. trifoliatum*, *Presl, Epim. Bot.* 104.—Brazil; Panama; Veraguas (*Seem.* 1556).—*Hook. Icon. Pl.* t. 970, left hand fig.

*Blechnum lanceola*, *β. Kze. Lin.* xxiii. 240.

*Blechnum trifoliatum*, *Klfs. Enum.* 167; *Spreng. Syst.* 92; *Presl, Tent. Pter.* 103.

*lanceolatum*, A. Br.—*Lomaria lanceolata*.

*lanceolatum*, Raddi.—*Blechnum lanceola*.

*lanuginosum*, Sturm.—*Lomaria lanuginosa*.

*latifolium*, Presl.—*Blechnum orientale*.

*latifolium*, Moritz.—*Blechnum fraxineum*.

*Lechleri*, *Metten. Fil. Lechl. fasc.* 2, 17.—Peru: Tatanara; Brazil.

*linguifolium*, Stokes.—*Scolopendrium vulgare*.

*lomarioides*, Gaud.—*Blechnum orientale*, *β.*

*lomarioides*, Metten.—*Lomaria blechnoides*.

*longifolium*, H. B.: *Willd. Sp. Pl.* v. 413.—N. Andalusia; Columbia (*Moritz.* 24, 127; *Wagener* 109), Venezuela (*Fendl.* 114, 115 large; N. Grenada; Peru (*Spruce* 4026) W. Indies: Trinidad, St. Vincent's.

*Blechnum longifolium*, *Spreng. Syst.* 93; *Desv. Prod.* 284 (excl. syn. Schkr.); *Presl, Tent. Pter.* 103; *Id. Epim. Bot.* 108; *Kl. Lin.* xx. 350; *H.B.K. Nov. Gen.* i. 16; *Hook. Bot. Mag.* t. 2818 (small); *J. Sm. Hook. Journ. Bot.* iv. 168; *Fée, Gen. Fil.* 73; *Kze. Lin.* xxiii. 240; *Metten. Fil. Lips.* 62; *Lowe, Ferns* iv. t. 37 (small); *Hook. Sp. Fil.* iii. 50, t. 154.

*Blechnum caraccasanum*, *Jacq. Hb.*—f. Pr.

*Blechnum gracile*, *Hort.*—form. magn.

*Blechnum meridense*, *Kl. Lin.* xx. 349; *Presl, Epim. Bot.* 108, 261; *Fée, Gen. Fil.* 73.

*longifolium*, Cav.—*Blechnum orientale*, *β.*

*longifolium*, v. *robustior*, *Hook.*—*Blechnum fraxineum*.

*L'Herminieri*, *Metten.*—*Lomaria L'Herminieri*.

*lyratum*, *Moritz. (Bot. Zeit.* xii. 855.)

*magellanicum*, *Metten.*—*Lomaria Boryana*.

*malaccense*, *Fée.*—*Blechnum serrulatum*.

*macrophyllum*, *Goldm.*—*Blechnum orientale*.

*melanopus*, *Hook.*—*Blechnidium melanopus*.

*meridionale*, *Presl.*—*Blechnum occidentale*, *γ.*

*meridense*, Kl.—*Blechnum longifolium*.

*meridense*, Metten.—*Lomaria meridensis*.

*moluccanum*, Desv.—*Blechnum serrulatum*.

*moluccanum*, Roxb.—*Blechnum orientale*.

*Moritzianum*, Kl. MS.—*Salpichlæna volubilis*.

*nitidum*, Presl, *Rel. Hænk.* i. 49 (excl. syn.)—Philippine Islands; Marianne Islands; India: Mishmee; S. Brazil (*Tweedie* 1122).

*Blechnum nitidum*, *Hook. Sp. Fil.* iii. 44, t. 155 (excl. syn. Schlech.)

*Blechnum elongatum*, *Gaud. Frey. Voy.* 395.

*Blechnopsis nitida*, *Presl, Epim. Bot.* 116.

—*β. contractum*, *Hook. Sp. Fil.* iii. 44, t. 156—Luzon (*Cuming* 164); Boyd's Creek, Island of Gaudalcomar.

*Blechnum nitidum*, *J. Sm. Hook. Journ. Bot.* iii. 406.

*nitidum*, Presl.—*Blechnum brasiliense*.

*nudum*, A. Br.—*Lomaria nuda*.

*occidentale*, *Linnaeus, Sp. Pl.* 1534,—W. Indies: Cuba (*Otto* 347; *Wright* 863), Trinidad, St. Domingo, Martinique (*Sieb. Fl. Mart.* 369; *Id. Syn.* 170), St. Thomas, Jamaica, Dominica, St. Vincent; Mexico (*Galeotti* 6284, 6440; *Schaffn.* (1856) 479); Guatemala; Panama (*Fendl.* 401); Columbia (*Otto* 446; *Moritz* 8, 11, 12, 13, 14; *Wagner* 54), Venezuela (*Fendl.* 106 *β*, 109 small); N. Andalusia; Tumaco; Peru (*Ruiz Hb.* 32; *Spruce* 3950; *Matthews* 3282); Brazil (*Mart.* 371; *Gard.* 48; *Blanch.* 56, 3296); Chili (*Cuming* 78); Galapagos; Society Isles; Coral Islands.—*Plum.* t. 62 B; *Sloane Jam.* i. t. 44, fig. 2; *Lam. Illust.* t. 869.

*Blechnum occidentale*, *Jacquin, Ic. Rar.* iii. t. 644; *Sw. Syn.* 113; *Lam. Enc. Bot.* i. 430; *Willd. Sp. Pl.* 412; *H. B. K. Nov. Gen.* i. 16; *Gaud. Frey. Voy.* 395; *Raddi, Fil. Bras.* 53; *Presl, Rel. Hænk.* i. 49; *Id. Tent. Pter.* 103; *Id. Epim. Bot.* 105; *Spreng. Syst.* 92; *Desv. Prod.* 284; *Kze. Lin.* ix. 61; xxiii. 240; *Kl. Lin.* xx. 349 (excl. syn. *appendiculatum* et *caudatum*); *Hook. Gen. Fil.* t. 54 B; *J. Sm. Hook. Journ. Bot.* iv. 168; *Link, Fil. Sp.* 78; *M. et Gal. Foug. Mex.* 50; *Liebm. Mex. Bregn.* 86; *Fée, Gen. Fil.* 73; *Brack. U.S. Expl. Exped.* xvi. 129; *Metten. Fil. Lips.* 62, t. 3, fig. 8—9 (in part); *Lowe, Ferns* iv. t. 39; *Sturm, Enum. Crypt. Chil.* 26; *Hook. Sp. Fil.* iii. 50.

*Blechnum falcatum*, *Lodd. Cat.*; *Kze. Lin.* xxiii. 239.

*Blechnum glandulosum*, *Wall. Cat.* 56.

*Blechnum humile*, *Salisb. Prod.* 402.

*Blechnum jamaicense*, *Hort.*

*Blechnum polypodioides*, *Goldm. Nov. Act. N. C.* xix. supp. ii. 460.

—*f.* Kl.

*Blechnum suburbicum*, *Arrab. Fl. Flum.* xi. t. 107.

—*β. caudatum*, *Hook. Sp. Fil.* iii. 51.—Philippine Islands; Galapagos; Chili (*Cuming* 156); Quito (*Jameson* 13); Peru (*Spruce* 3950); Demerara; Brazil (*Gardn.* 1903);



- Blechnum orientale*, *Lam. Enc. Bot.* i. 430; *Sw. Syn. Fil.* 114; *Schkr. Crypt.* 101 t. 109; all excl. syn. Cav.—f. Pr.; *Willd. Sp. Pl.* 414; *Spreng. Syst.* 93; *Desv. Prod.* 284; *Wall. Cat.* 57—nos. 1, 2, 4, 5, 6, 7, 8, 9; *Bl. Enum.* 197; *Presl, Tent. Pter.* 103; *J. Sm. Hook. Journ. Bot.* iv. 168; *Kze. Lin.* xxiii; 240; xxiv. 259; *Metten. Fil. Lips.* 62; *Brack. U. S. Expl. Exped.* xvi. 132; *Lowe, Ferns* iv. t. 40; *Hook. Sp. Fil.* iii. 52; *Id. Fil. Exot.* i. t. 77; *Flora*, 1847, 711.
- Blechnum agrostifolium*, *Goldm. Nov. Act. N. C.* xix. supp. i. 459.
- Blechnum elongatum*, *Presl MS. Hb. Meyer*; *Id. Tent. Pter.* 103.
- Blechnum latifolium*, *Presl, Tent. Pter.* 103.
- Blechnum macrophyllum*, *Goldm. Nov. Act. N. C.* xix. supp. i. 459.
- Blechnum moluccanum*, *Rowb. Calc. Journ. Nat. Hist.* iv. 502.
- Blechnum orientale*, *Goldm. Nov. Act. N. C.* xix. supp. i. 459, excl. syn.
- Blechnum pyrophyllum*, *Bl. Enum.* 197; *Kze. Bot. Zeit.* vi. 144. (pyrophilum); *Fée, Gen. Fil.* 74.
- Asplenium orientale*, *Bernh. Schrad. Journ.* 1801, i. 17.
- Blechnopsis elongata*, *Presl, Epim. Bot.* 117.
- Blechnopsis latifolia*, *Presl, Epim. Bot.* 116.
- Blechnopsis orientalis*, *Presl, Epim. Bot.* 117.
- Blechnopsis pyrophylla*, *Presl, Epim. Bot.* 117.
- Salpichlæna orientalis*, *Fée, Gen. Fil.* 79.
- β. longifolium*, (*Sw. Syn. Fil.* 114.)—Marianne Islands; Philippine Islands (*Cuming*, 257, 166: not 165); Java; Penang; New Ireland; New Caledonia; S. China (*Seem.* 2308): Canton, Hong Kong.
- Blechnum orientale*, *β. Poir. Enc. Supp.* i. 642; *Willd. Sp. Pl.* 414.
- Blechnum javanicum*, *Bl. Enum.* 197.
- Blechnum lomarioides*, *Gaud. Frey. Voy.* 396.
- Blechnum longifolium*, *Cav. Praelect.* 1801, 263.
- Blechnum orientale*, *J. Sm. Hook. Journ. Bot.* iii. 406.
- Blechnum pectinatum*, *Presl, Rel. Hænk.* i. 51; *Spreng. Syst.* 93; *Presl, Tent. Pter.* 103; *Kze. Lin.* xxiii. 240; *Hook. Sp. Fil.* iii. 53.
- Blechnum salicifolium*, *Klfs. Enum.* 160; *Spreng. Syst.* 92; *Presl, Tent. Pter.* 103.
- Blechnum stenophyllum*, *Fée, Gen. Fil.* 74.
- Blechnopsis Cumingiana*, *Presl, Epim. Bot.* 116.
- Blechnopsis* ? *javanica*, *Presl, Epim. Bot.* 118.
- Blechnopsis* ? *longifolia*, *Presl, Epim. Bot.* 118.
- Blechnopsis pectinata*, *Presl, Epim. Bot.* 118.
- Blechnopsis salicifolia*, *Presl, Epim. Bot.* 116.
- Blechnopsis stenophylla*, *Presl, Epim. Bot.* 118.
- Salpichlæna Cumingiana*, *Fée, Gen. Fil.* 79.
- γ. undulatum*, *Hook. Sp. Fil.* iii. 52.—Java, Borneo.
- Blechnum imbricatum*, *Bl. Enum.* 198.
- Blechnopsis imbricata*, *Presl, Epim. Bot.* 118, 262.
- δ. adnatum*, *M.*—Java (*Zoll.* 1004, 1034—spec. maj. f. *Presl.*)
- Blechnum adnatum*, *Reinw. MS. Hb. Klfs.*; *De Vr. Nederl. Arch.* i. 10; *Flora* 1847, 711.
- ? *Blechnum decurrens*, *Rowb. Calc. Journ. Nat. Hist.* iv. 502.
- Blechnum orientale*, *Moritz, Verz.* 112.
- Blechnopsis* ? *adnata*, *Presl, Epim. Bot.* 119.
- orientale*, *Moritz*—*Blechnum orientale*, *δ.*
- orientale*, *J. Sm.*—*Blechnum orientale*, *β.*
- orientale*, *Goldm.*—*Blechnum orientale*, *γ.*

- orientale*, Wall. (57—3)—*Blechnum Finlaysonianum*.  
*pallidum*, Brack.—*Sadleria cyatheoides*.  
*Patersoni*, Metten.—*Lomaria Patersoni*.  
*pectinatum*, Hort.—*Blechnum conjugatum*.  
*pectinatum*, Presl.—*Blechnum orientale*,  $\beta$ .  
*pectinatum*, Hook.—*Blechnum occidentale*,  $\gamma$ .  
*plantagineum*, Hook.—*Blechnum lanceola*.  
*Plumieri*, Metten.—*Lomaria Plumieri*.  
*Pöppigianum*, Sturm.—*Lomaria alpina*.  
*Pohlmanum*, Presl.—*Blechnum unilaterale*.  
*polypodioides*, M. et Gal.—*Blechnum asplenioides*.  
*polypodioides*, Goldm.—*Blechnum occidentale*.  
*polypodioides*, Kl. (pt.)—*Blechnum triangulare*.  
*polypodioides*, Raddi.—*Blechnum unilaterale*.  
*polystichoides*, Brack.—*Sadleria squarrosa*.  
*procerum*, Sw.—*Lomaria procera*.  
*productum*, Moritz. (*Bot. Zeit.* xii. 855).  
*pteropus*, Metten.—*Lomaria pteropus*.  
*pteridioides*, Griff. MS.—*Blechnum serrulatum*.  
*pubescens*, Hook.—*Blechnum hastatum*,  $\beta$ .  
*pubescens*, Desv. *Prod.* 284.—S. America.

*Blechnum pubescens*, Presl, *Epim. Bot.* 108; *Fée, Gen. Fil.* 73.

- punctulatum*, Sw. *Schrad. Journ. Bot.* 1800, ii. 74; *Id. Syn. Fil.* 114, 313.—S. Africa (*Eckl. Un. Itin* 29, in part): Simon's Bay; Table Mountain; Uitenhage; Graham's Town; Natal (*Gueinzius* 38).—Kze. *Schkr. Supp.* t. 74, fig. b, c.

*Blechnum punctulatum*, Poir. *Enc. Supp.* i. 643; *Willd. Sp. Pl.* 409; *Schlech. Adumb.* 37, t. 21, 22, fig. 2; *Desv. Prod.* 284; *Spreng. Syst.* 92; *Fée, Gen. Fil.* 74; *Metten. Fil. Lips.* 64.

*Blechnum rigidum*, Ecklon, *Hb. Cap.: Un. Itin.* 130 b.

*Blechnum tricuspe*, Klfs. *Sieb. Syn.* 5; *Id. Fl. Mixt.* 263.—f. Kze. et Hook.

*Lomaria auriculata*, Desv. *Berl. Mag.* v. 330; *Id. Prod.* 290; *Spreng. Syst.* 63; *Presl, Tent. Pter.* 143.

*Lomaria australis*, Lowe, *Ferns* iv. t. 57, 58.

*Lomaria densa*, Klfs. *Enum.* 151; *Sieb. Syn.* 7; *Gaud. Frey. Voy.* 390; *Link, Hort. Ber.* ii. 81; *Presl, Tent. Pter.* 143.

*Lomaria punctulata*, Kze. *Lin.* x. 507; xxiii. 261; *Link, Fil. Sp.* 76; *Fée, Gen. Fil.* 68; *Pappe et Raws. Syn. Fil. Afr. Aust* 29; *J. Sm. Cat. Ferns* 40; *Lowe, Ferns* iv. t. 53; *Hook. Sp. Fil.* iii. 30 (excl. *Scol. Krebsii*).

*Lomaria rigida*, *Fée, Gen. Fil.* 68,

*Mesothema punctulatum*, Presl, *Epim. Bot.* 113.

- pyrophyllum*, Bl. } *Blechnum orientale*.  
*pyrophilum*, Kze. }  
*radiatum*, Presl.—*Actiniopteris radiata*.  
*remotum*, Presl.—*Blechnum hastatum*,  $\beta$ .  
*radicans*, Lin.—*Woodwardia radicans*.

*rigidum*, Sw. *Schrad. Journ. Bot.* 1800, 2, 75; *Id. Syn. Fil.* 114, 314.—S. Africa.

*Blechnum rigidum*, Willd. *Sp. Pl.* 410 (nec. Hb. ex. Link); *Poir. Enc. Supp.* i. 643; *Spreng. Syst.* 92; *Desv. Prod.* 284; *Presl, Tent. Pter.* 103; *Fée, Gen. Fil.* 74; *Hook. Sp. Fil.* iii, 58.

*Blechnum capense*, *Burm. Prod. Fl. Cap.* 28.

*Lomaria punctulata*, *Drege, Pl. Cap. exs.*—f. *Presl.*

*Mesothema rigidum*, *Presl, Epim. Bot.* 113.

*rigidum*, Eckl.—*Blechnum punctulatum*.

*rigidum*, Willd. Hb.—*Blechnum australe*.

*Rileyanum*, Hort.—*Blechnum brasiliense*.

*riparium*, Moritz Hb.—*Blechnum occidentale*,  $\beta$ .

*salicifolium*, Klfs.—*Blechnum orientale*,  $\beta$ .

*scabrum*, Liebm.—*Blechnum unilaterale*.

*scandens*, Ham. Hb.—*Lomaria attenuata*.

*scandens*, Bory.—*Salpichlæna volubilis*.

*Schlimense*, Fée.—*Blechnum fraxineum*.

*seminudum*, Willd.—*Pleurogramma pumila*.

*septentrionale*, Wallr.—*Asplenium septentrionale*.

*serrulatum*, *Richard, Act. Soc. Hist. Nat. Par.* i. 114 (1792).

—N. America: East Florida; S. America: B. Guiana, (*Rob. Schomb.* 445; *Rich. Schomb.* 625, 1467; 1436 f. Hook.) D. Guiana: Surinam (*Kappl.* 1770; *Kegel* 380), F. Guiana; Brazil (*Mart.* 370; *Blanch.* 72, 251; *Gardn.* 183), St. Catherines; Para (*Spruce* 35\*, 653); S. Brazil: Rio Grande; Panama (*Fendl.* 329); Guayaquil; W. Indies: Dominica (*Imray* 77), Trinidad, Bahamas; India: Mishmee, Malacca (*Cuming* 385); Borneo; Amboyna; New Holland: Port Jackson; Australia Felix; Victoria; Moreton Bay; North Australia: Port Essington.—*Dict. Sc. Nat., Botanique*, ed. Levrault t. 88.

*Blechnum serrulatum*, *Mich. Fl. Bor. Am.* ii. 264; *Poir. Enc. Supp.* i. 642; *Sw. Syn. Fil.* 113; *Schkr. Crypt.* 100, t. 103; *Willd. Sp. Pl.* 411; *Spreng. Syst.* 93; *Desv. Prod.* 284; *Presl, Tent. Pter.* 103; *Kl. Lin.* xx. 350; *Kze. Lin.* xxi. 214; xxiii. 240; *Fée, Gen. Fil.* 74; *Metten. Fil. Lips.* 63; *Lowe, Ferns*, iv. t. 43; *Hook. Sp. Fil.* iii. 54.

*Blechnum angustatum*, *Schrad. Göt. Gel. Anz.* 1824, 872?—f. *Presl.*

*Blechnum angustifolium*, *Willd. Sp. Pl.* v. 414; *Presl, Rel. Hænk.* i. 50; *Id. Tent. Pter.* 103; *Spreng. Syst.* 93; *Splittg. Tijdsch. Nat.* vii. 419.

*Blechnum calophyllum*, *Langsd. et Fisch. Icon. Fil.* 20, t. 23; *Willd. Sp. Pl.* 415; *Desv. Prod.* 285; *Brack. United States Expl. Exped.* xvi. 132.

*Blechnum confertifolium*, *Pohl Hb.*—f. *Presl.*

*Blechnum indicum*, *Burm. Fl. Ind.* 231; *Poir. Enc. Supp.* i. 644.

*Blechnum malaccense*, *Fée, Gen. Fil.* 74.

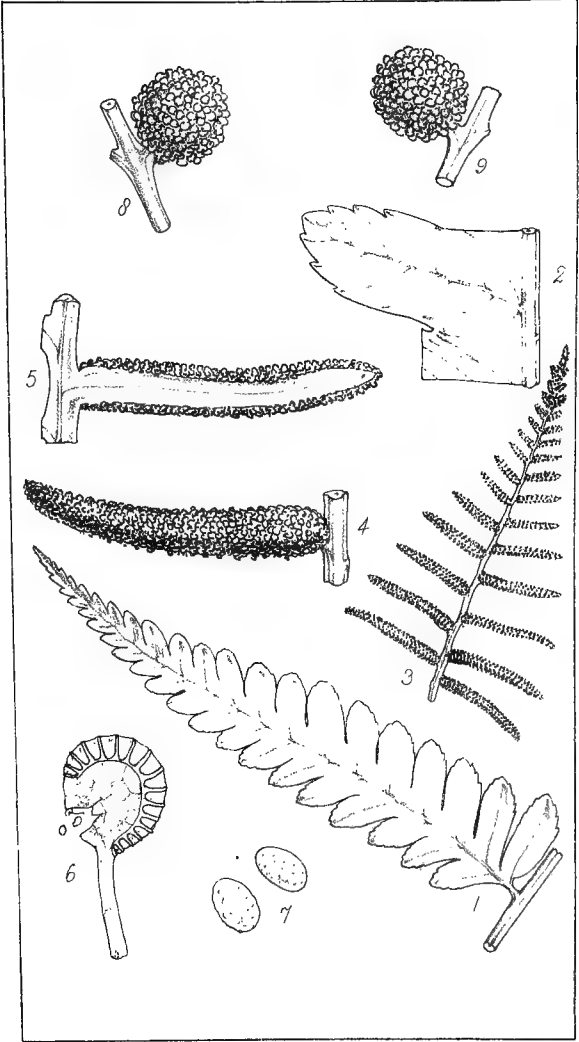
*Blechnum moluccanum*, *Lesv. Berl. Mag.* v. 325; *Spreng. Syst.* 93 (Amboyna)

*Blechnum pteridioides*, *Griff. MS.*: *Hb. Hook.*

*Blechnum squamulosum*, *Klfs. Sieb. Fl. Misc.* n. 242.

*Blechnum stagninum*, *Raddi, Syn. Fil.* 123; *Id. Fil. Bras.* 54, t. 62; *Desv. Prod.* 285.





J Fitch, del

Polybotrya



## PLATE I.

---

GEN. 1.—**POLYBOTRYA**, *Humboldt and Bonpland.*  
[Synopsis of Genera p. xv.]

- FIG. 1. Portion of sterile frond of *P. OSMUNDACEA*, *H.B.K.* (n. s.)
2. Segment of the same, enlarged.
  3. Portion of the fertile frond of the same (n. s.)
  4. One of the lobes of the fertile frond enlarged, and showing its under surface.
  5. Another lobe showing the upper surface.
  6. Spore-case.
  7. Spores.
  8. Fragment of fertile frond of *P. APIIFOLIA*, *J. Sm.*
  9. The same, showing its upper surface.
- 

\* \* \* The figures throughout marked (n. s.) are natural size; the rest are more or less enlarged.





## PLATE II.

---

### A.

#### GEN. 2.—RHIPIDOPTERIS, *Schott.* [Synopsis p. xv.]

FIG. 1. Sterile frond of *R. FLABELLATA*, *Fée* (n. s.)

2. Ultimate segments of the same, enlarged.

3. Fertile frond of the same (n.s.)

4. Portion of the same enlarged, with the spore-cases partially removed.

5. Spore-case.

6. Spores.

---

### B.

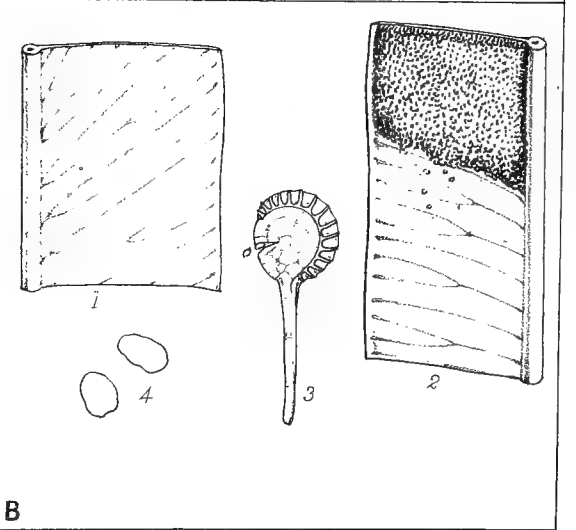
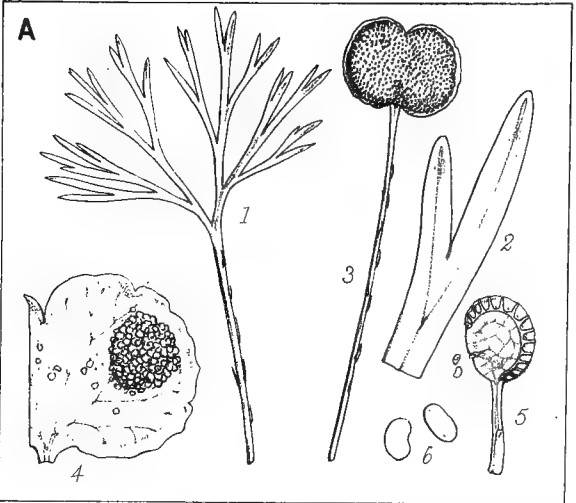
#### GEN. 3.—ELAPHOGLOSSUM, *Schott* [Synop. p. xvi.]

FIG. 1. Fragment of the sterile frond of *E. CONFORME*, *Schott.*

2. Fragment of the fertile frond of the same, with the spore cases partially removed.

3 Spore-case

4. Spores.



J. Fitch. del

**A.** *Rhipidopteris* **B.** *Elaphoglossum*





## PLATE III.

---

### A.

GEN. 4.—**LOMARIOPSIS**, *Fée.* [Synopsis p. xvi.]

FIG. 1. Fragment of sterile frond of *L. LONGIFOLIA*.

2. Fertile pinna of the same (n. s.)
  3. Fragment of the fertile frond with spore-cases partly removed.
  4. Spore-case.
  5. Spores.
- 

### B.

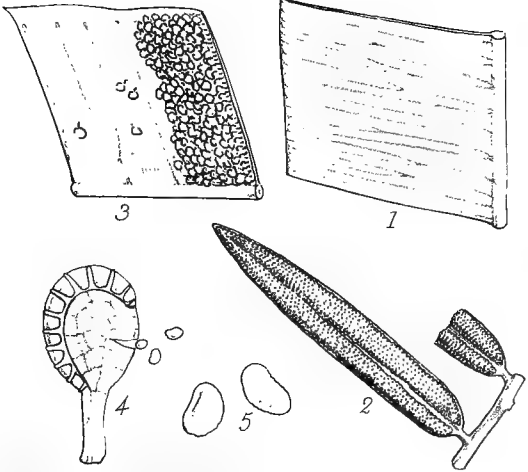
GEN. 5.—**STENOCHLÆNA**, *J. Sm.* [Synopsis p. xvii.]

FIG. 1. Fragment of sterile frond of *S. SCANDENS*, *J. Sm.* showing the elongated costal areoles.

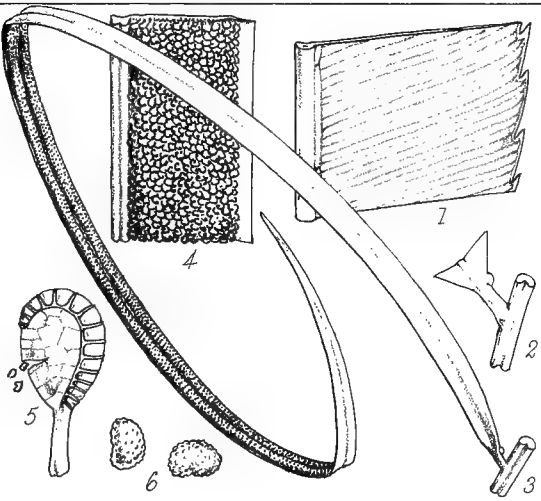
2. Base of sterile pinna of the same, showing the gland (n. s.)
3. Fertile pinna of the same (n. s.)
4. Fragment of the fertile frond enlarged, under surface.
5. Spore case.
6. Spores.



A



B



J Fitch del

A. *Lomariopsis* B. *Stenochlaena*.





## PLATE IV.

---

### A.

#### GEN. 6.—**OLFERSIA**, *Raddi*. [Synopsis p. xvii.]

FIG. 1. Fragment of sterile frond of *O. CERVINA*, *Kze.* (n. s.)

2. Pinna of fertile frond of the same (n. s.)

3. Spore-case.

4. Spores.

5. Fragment of sterile frond of *O. SUBDIAPHANA*, *Moore* (n. s.)

---

### B.

#### GEN. 7.—**SOROMANES**, *Fée*. [Synopsis p. xviii.]

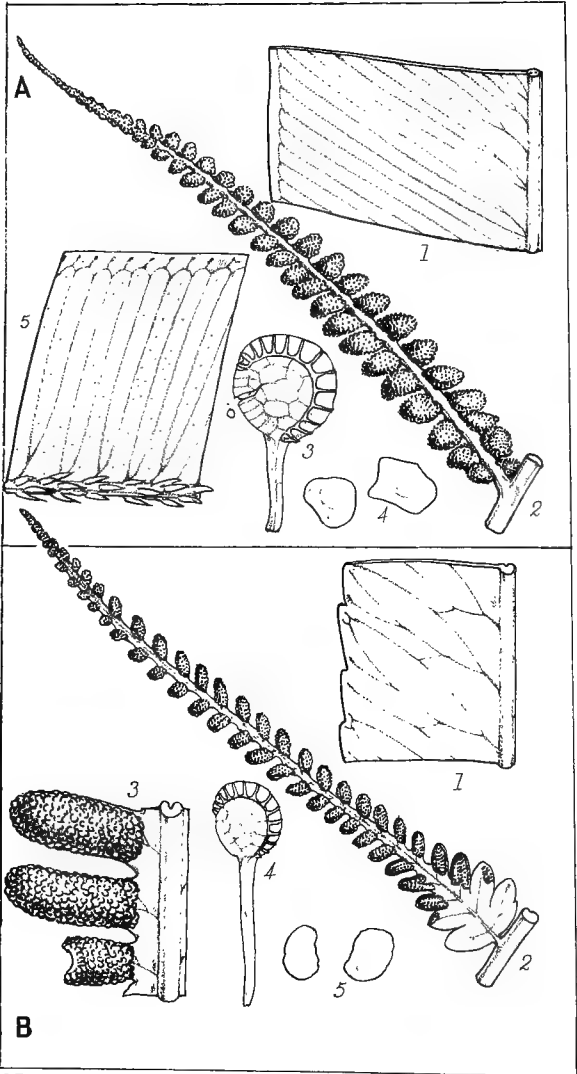
FIG. 1. Fragment of sterile frond of *S. SEBRATIFOLIA*, *Fée* (n. s.)

2. Fertile pinna of the same in a somewhat monstrous or partially fertile state (n. s.)

3. Segments of the same, enlarged.

4. Spore-case.

5. Spores.



J. Fitch, del.

A. *Olfersia*. B. *Soromanes*.





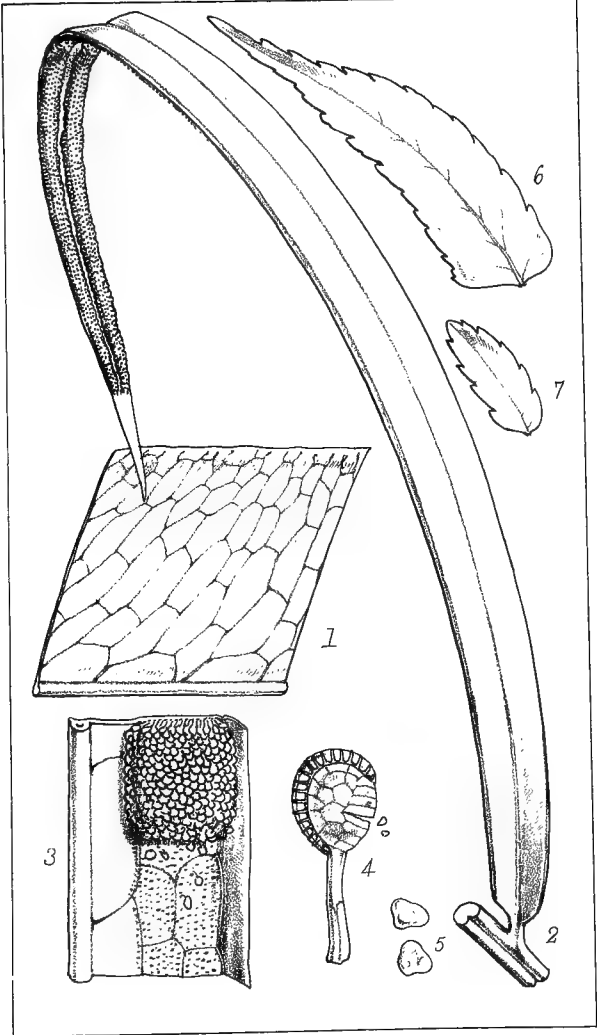
## PLATE V.

---

### GEN. 8.—NEUROCALLIS, *Fée*. [Synopsis p. xviii.]

- FIG. 1. Fragment of sterile frond of *N. PRÆSTANTISSIMA*, *Fée*, showing the venation (n. s.)
2. Pinna of fertile frond of the same (n. s.)
3. Fragment of the fertile frond enlarged.
4. Spore-case.
5. Spores.
6. Pinna of sterile frond of *N. PINNATA*, *Moore* (n. s.)
7. Pinnule of sterile frond of *N. BIPINNATA*, *Moore* (n. s.)





J Fitch. del.

*Neurocallis.*





## PLATE VI.

---

### A.

GEN. 9.—**HYMENODIUM**, *Fée.* [Synopsis p. xix.]

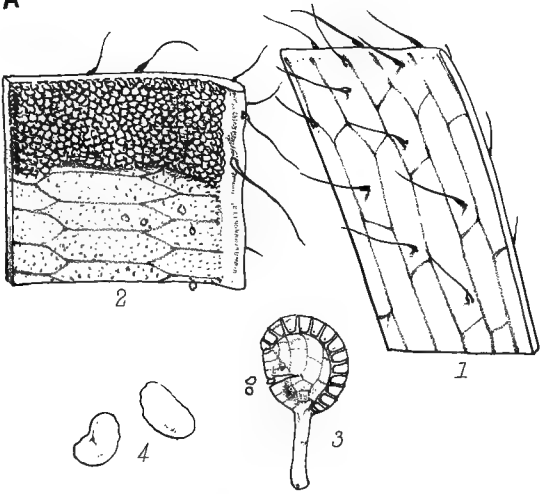
- FIG. 1. Fragment of sterile frond of *H. CRINITUM*, *Fée.*  
2. Fragment of the fertile frond of the same.  
3. Spore-case.  
4. Spores.
- 

### B.

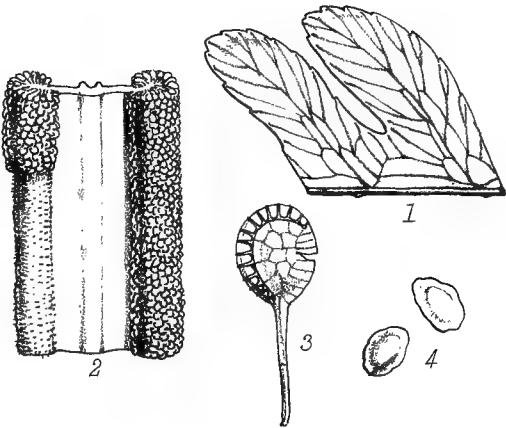
GEN. 10.—**STENOSEMIA**, *Presl.* [Synopsis p. xx.]

- FIG. 1. Fragment of sterile frond of *S. AURITA*, *Presl* (n. s.)  
2. Fragment of the fertile frond of the same.  
3. Spore-case.  
4. Spores.

A



B.



J Fitch, del.

A. *Hymenodium*. B. *Stenosemia*.





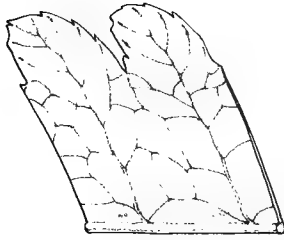
## PLATE VII.

---

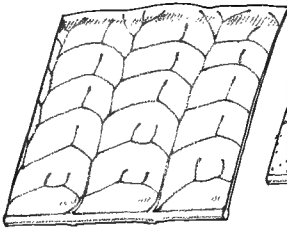
### GEN. 11.—**PŒCILOPTERIS**, *Presl.* [Synopsis p. xx.]

- FIG. 1. Fragment of sterile frond of *P. REPANDA*, *Presl.* (n. s.)
2. Fragment of sterile frond of *P. SUBCRENATA*, *Moore* (n.s.)
3. Fertile pinnæ of the same (n. s.)
4. Fragment of the fertile pinna enlarged, with the spore-cases partially removed.
5. Spore-case.
6. Spores.

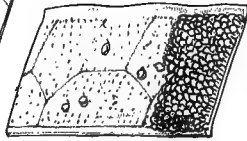




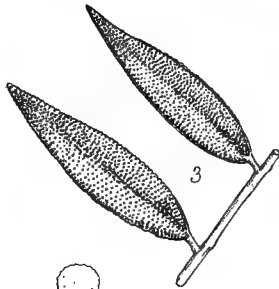
1



2



4



3



5



6

J Fitch del

Pœcilopteris.





## PLATE VIII.

---

### A.

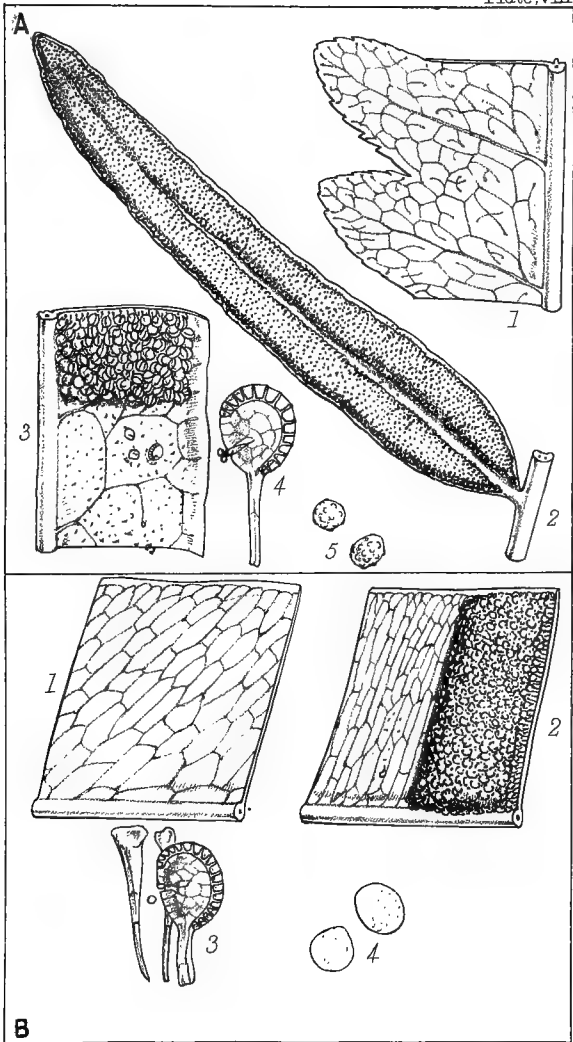
GEN. 12.—**ANAPAUSIA**, *Presl.* [Synopsis p. xxi.]

- FIG. 1. Fragment of the sterile frond of *A. ALIENA*, *Presl.* (n. s.)  
2. Fertile pinna of the same (n. s.)  
3. Fragment of the fertile pinna, with spore-cases partially removed.  
4. Spore case.  
[5. Spores.
- 

### B.

GEN. 13.—**ACROSTICHUM**, *Presl.* [Synopsis p. xxi.]

- FIG. 1. Fragment of sterile frond of *A. AUREUM*, *Lin.* (n. s.)  
2. Fragment of fertile frond of the same (n. s.)  
3. Spore-case and sporangiastrs.  
4. Spores.



J. Fitch, del.

A. Anapausia. B. Acrostichum.





## PLATE IX.

---

### A.

GEN. 14.—**PHOTINOPTERIS**, *J. Sm.* [Synopsis p. xxii.]

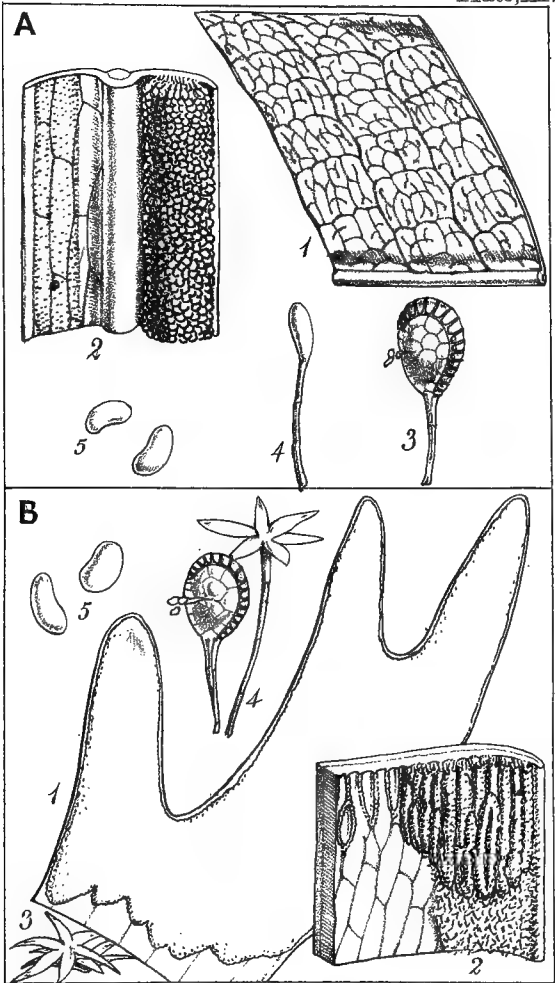
- FIG. 1. Fragment of sterile frond of *P. SPECIOSA*, *Bl.*  
2. Fragment of fertile frond of the same,  
3. Spore-case,  
4. Sporangiastrae,  
5. Spores,
- 

### B.

GEN. 15.—**PLATYCERIUM**, *Desv.* [Synopsis p. xxii.]

- FIG. 1. Fertile apex of frond of *P. ALICORNÆ*, *Desv.* (n. s.)  
2. Fragment of the same enlarged.  
3. Stellate scales from the surface.  
4. Spore case and stalked stellate scale or sporangiastrae.  
5. Spores,





J. Fitch, del.

A. *Photinopteris*. B. *Platycerium*.





## PLATE X.

---

### A.

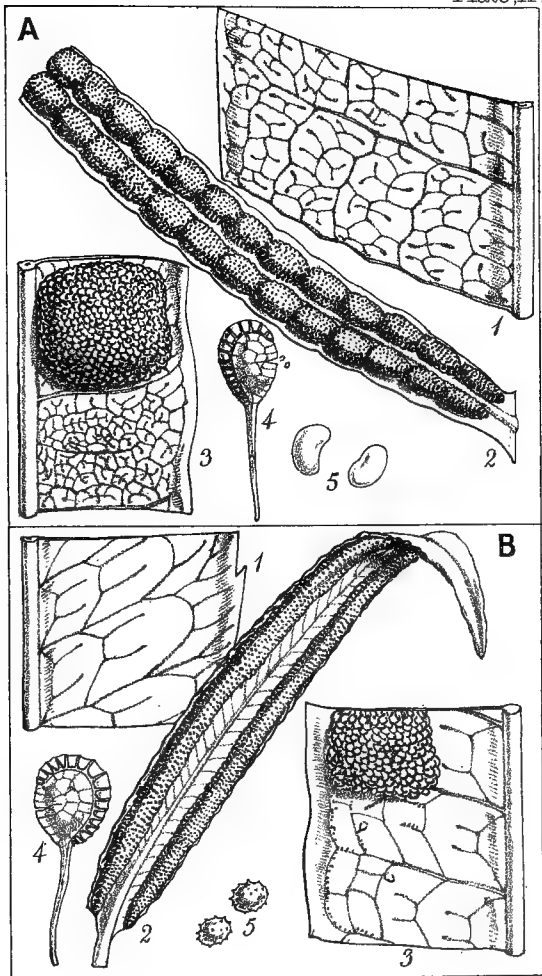
GEN. 16.—**DRYOSTACHYUM**, *J. Sm.* [Synopsis p. xxii.]

- FIG. 1. Fragment of sterile frond of *D. SPLENDENS*, *J. Sm.* (n. s.)  
2. Portion of fertile pinna of the same (n. s.)  
3. Fragment of the fertile pinna enlarged.  
4. Spore-case.  
5. Spores.
- 

### B.

GEN. 17.—**JENKINSIA**, *Hook.* [Synopsis p. xxiii.]

- FIG. 1. Fragment of sterile frond of *J. UNDULATA*, *Hook.* (n. s.)  
2. Pinna of fertile frond of the same (n. s.)  
3. Fragment of fertile pinna enlarged.  
4. Spore-case.  
5. Spores.



J. Fitch, del.

A. *Dryostachyum*. B. *Jenkinsia*.





## PLATE XI.

---

### A.

GEN. 18.—**LOMARIA**, *Willd.* [Synopsis p. xxiv.]

- FIG. 1. Segment of fertile frond of *L. ELONGATA*, *Bl.* (n. s.)  
2. Fragment of the same enlarged.  
3. Spore-case.  
4. Spores.
- 

### B.

GEN. 19.—**BLECHNUM**, *Lin.* [Synopsis p. xxiv.]

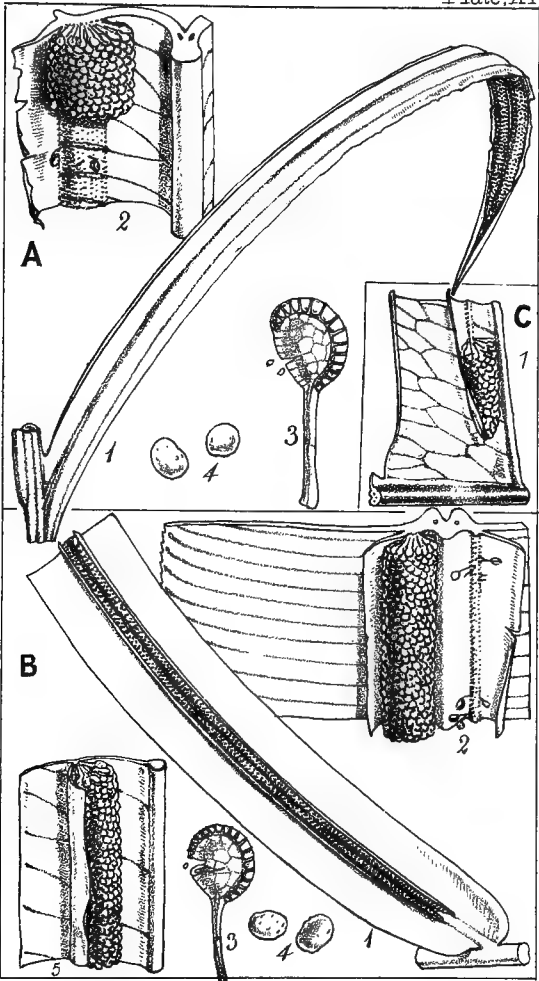
- FIG. 1. Portion of fertile pinna of *B. ORIENTALE*, *Lin.* (n. s.)  
2. Fragment of the same enlarged.  
3. Spore-case.  
4. Spores.  
5. Fragment of fertile frond of *B. SPICANT*, *Sm.*
- 

### C.

GEN. 19.\*—**BLECHNIDIUM**, *Moore.* [Synop. addenda.]

- FIG. 1. Fragment of fertile pinna of *B. MELANOPUS*, *Moore*, showing the sorus, and netted veins on one side the costa, (ex icon. Hook.)





J. Fitch, del.

A. *Lomaria*. B. *Blechnum*.  
C. *Blechnidium*.





## PLATE XII.

---

### A.

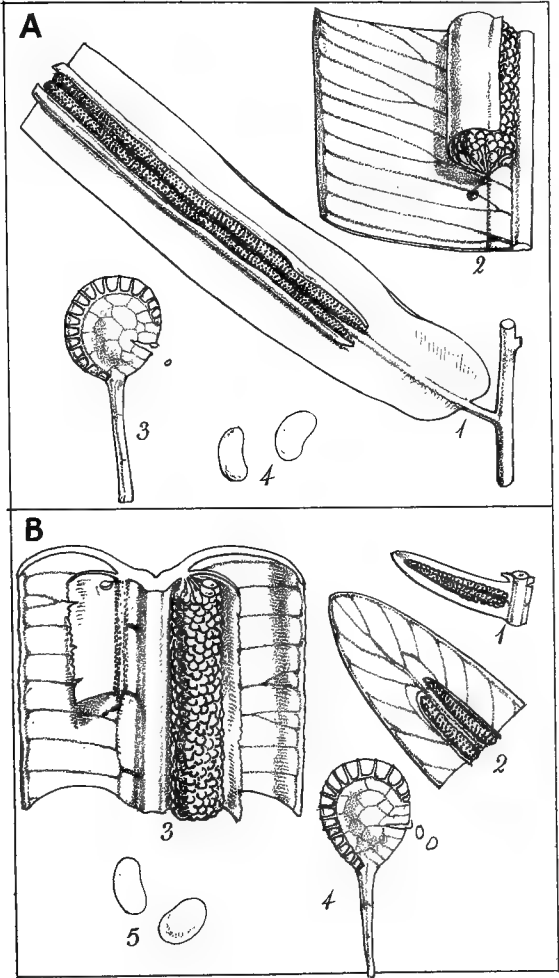
GEN. 20.—**SALPICHLÆNA**, *J. Sm.* [Synopsis p. xxv.]

- FIG. 1. Portion of fertile pinna of *S. VOLUBILIS*, *J. Sm.* (n. s.)  
2. Fragment of the same enlarged.  
3. Spore-case.  
4. Spores.
- 

### B.

GEN. 21.—**SADLERIA**, *Klfs.* [Synopsis p. xxv.]

- FIG. 1. Fragment of frond of *S. CYATHOIDES*, *Klfs.* (n. s.)  
2. Apex of segment of the same enlarged, showing the veins.  
3. Portion of same still more enlarged.  
4. Spore-case.  
5. Spores.



J. Fitch del.

A. *Salpichlæna*. B. *Sadleria*.





## PLATE XIII.

---

### A.

GEN. 22.—**MONOGRAMMA**, *Schkuhr.* [Synopsis p. xxvi.]

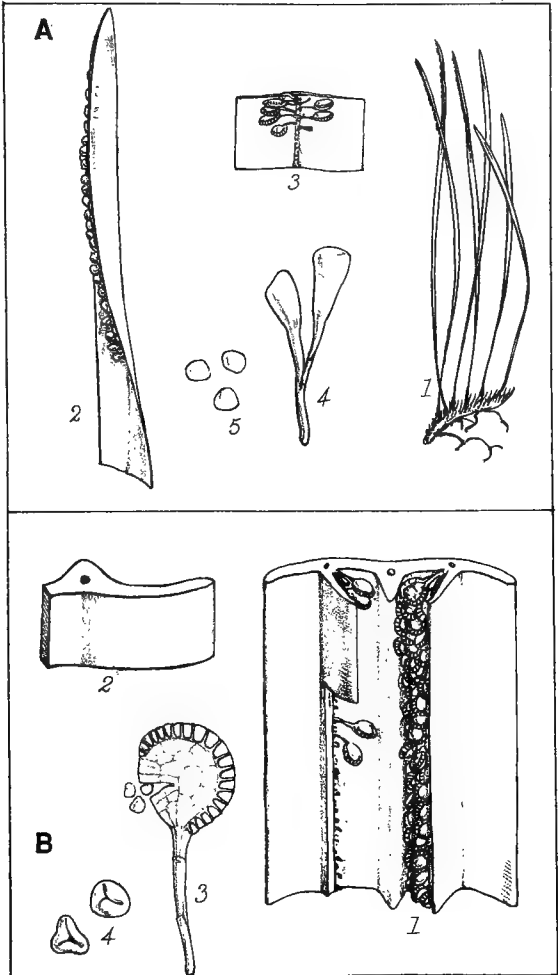
- FIG. 1. Small plant of *M. GRAMINEA*, *Schkuhr.* (n. s.)  
2. Upper part of one of the fronds enlarged.  
3. Fragment of the same, more enlarged.  
4. Sporangia-stre,  
5. Spores.
- 

### B.

GEN. 23.—**DICLIDOPTERIS**, *Brack.* [Synopsis p. xxv.]

- FIG. 1. Fragment of fertile frond of *D. ANGUSTISSIMA*, *Brack.*  
(ex icon. *Brack.*)  
2. Fragment of sterile frond.  
3. Spore-case.  
4. Spores.





J. Fitch. del.

**A.** Monogramma. **B.** Dichopteris.





## PLATE XIV.

---

### A.

GEN. 24.—**PLEUROGRAMMA**, *Blume*. [Synops. p. xxvii.]

FIG. 1. Frond of *P. GRAMINIFOLIA*, *Presl*, (n. s.)

2. Fragment of the same, enlarged.

3. Spore-case.

4. Spores.

---

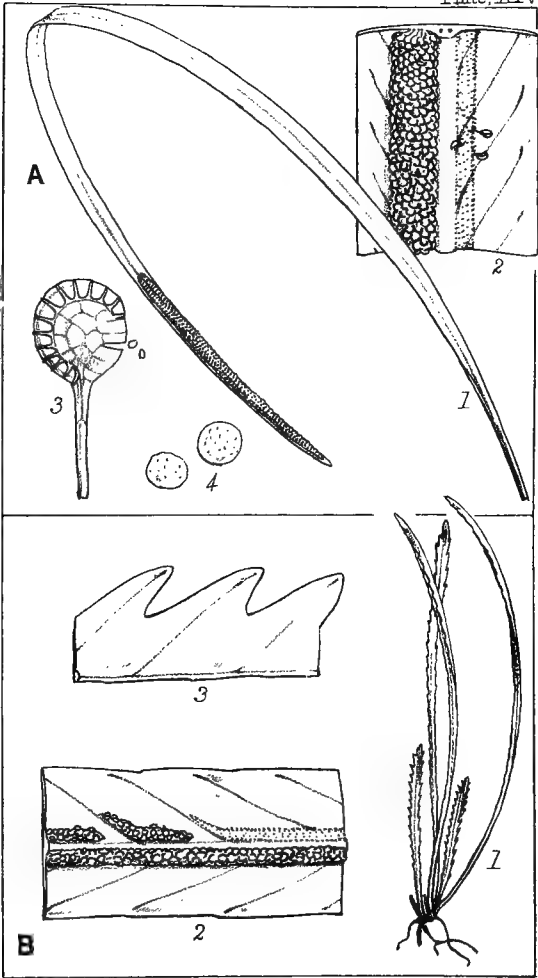
### B.

GEN. 25.—**XIPHOPTERIS**, *Klfs.* [Synopsis p. xxvii.]

FIG. 1. Plant of *X. SERRULATA*, *Klfs.* (n. s.)

2. Fragment of fertile frond of the same, showing the costal sori.

3. Fragment of the sterile frond of the same.



J. Fitch, del.

**A** *Pleurogramma*. **B** *Xiphopteris*.





## PLATE XV.

---

### A.

GEN. 26.—**HYMENOLEPIS**, *Klfs.* [Synopsis p. xxviii.]

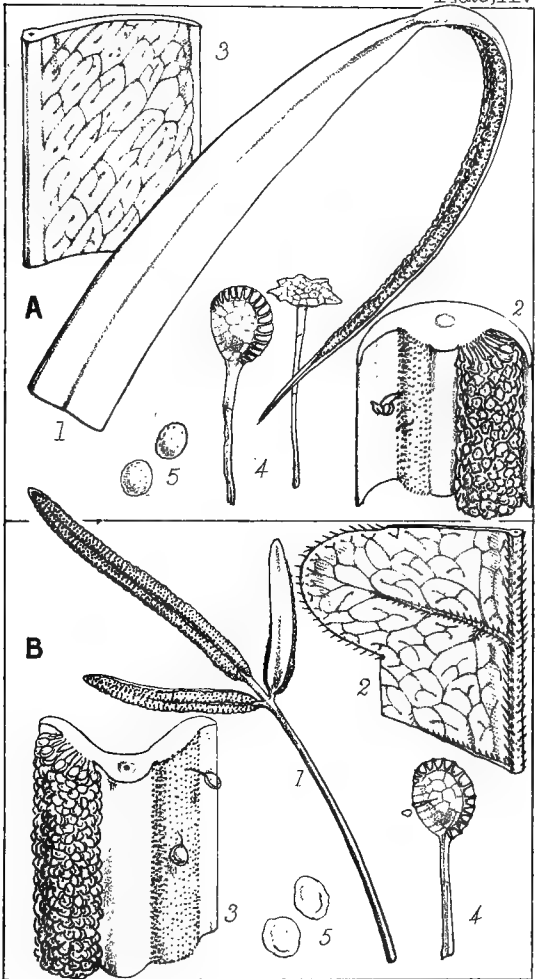
- FIG. 1. Upper part of fertile frond of *H. SPICATA*, *Presl.* (n. s.)  
2. Fragment of fertile frond of the same.  
3. Fragment of sterile frond of the same.  
4. Spore-case and sporangiastrae.  
5. Spores.
- 

### B.

GEN. 27.—**GYMNOPTERIS**, *Bernh.* [Synopsis p. xxviii.]

- FIG. 1. Fertile frond of *G. QUERCIFOLIA*, *Bernh.* (n. s.)  
2. Fragment of sterile frond of the same (n. s.)  
3. Fragment of fertile frond of the same.  
4. Spore-case.  
5. Spores.





J. Fitch, del.

**A.** Hymenolepis. **B.** Gymnopteris.





## PLATE XVI.

---

### A.

GEN. 28.—**SCOLIOSORUS**, *Moore*. [Synopsis p. xxix.]

FIG. 1. Fragment of frond of *S. ENSIFORMIS*, *Moore*, showing the irregular lines of spore-cases (ex icon. Hook.)

2. Spore-case.

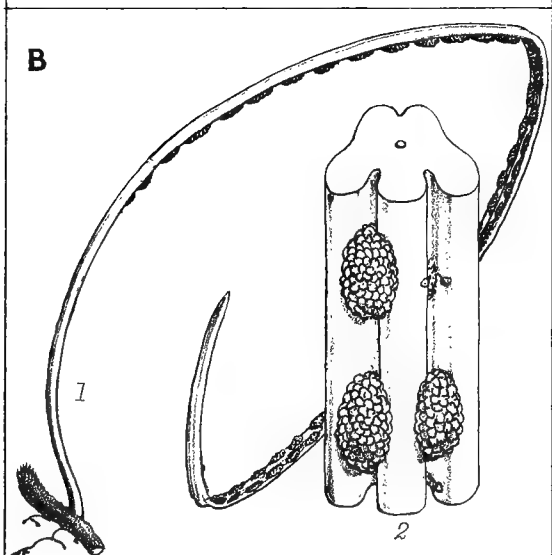
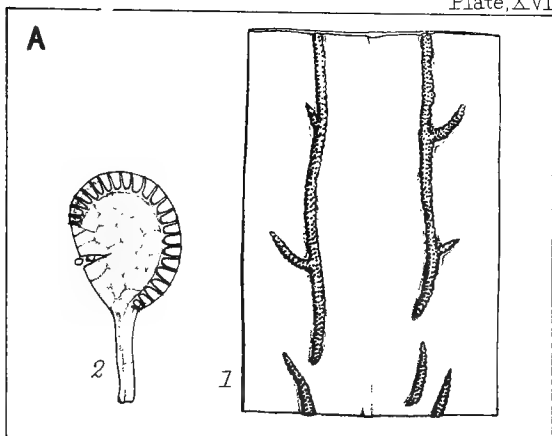
---

### B.

GEN. 29.—**HOLCOSORUS**, *Moore*. [Synopsis p. xxix.]

FIG. 1. Small plant of *H. PENTAGONUS*, *Moore*, (n. s.)

2. Fragment of the frond enlarged, showing its thickness, and the solitary embedded central vein.



J. Fitch, del.

**A.** Scoliosorus. **B.** Holeosorus.





## PLATE XVII.

---

### A.

GEN. 30.—**TÆNITIS**, *Willd.* [Synopsis p. xxx.]

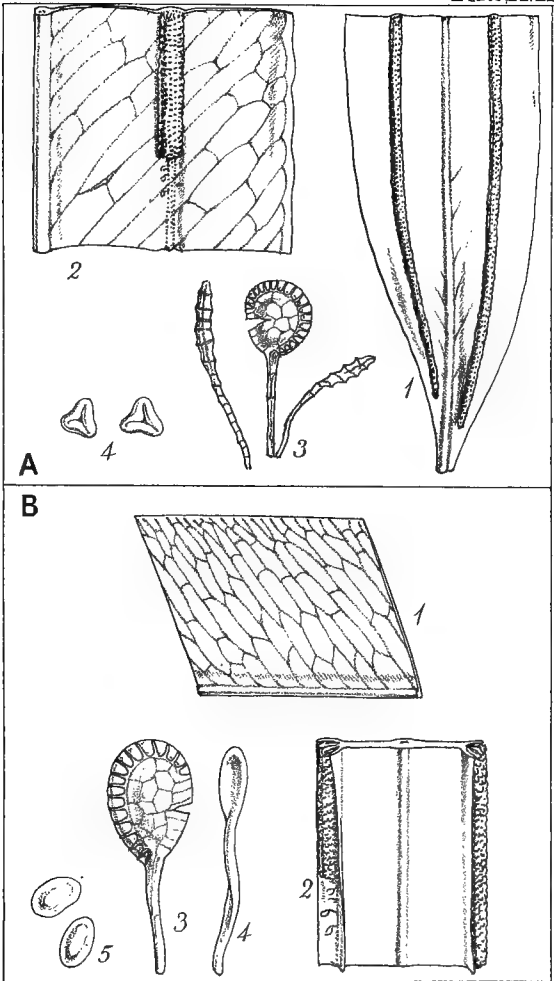
- FIG. 1. Portion of pinna of *T. BLECHNOIDES*, *Sw.* (n. s.)  
2. Fragment of the same enlarged.  
3. Spore-case, and sporangiastres.  
4. Spores.
- 

### B.

GEN. 31.—**SCHIZOLEPTON**, *Fée.* [Synopsis p. xxx.]

- FIG. 1. Fragment of sterile frond of *S. CORDATUM*, *Fée.*  
2. Fragment of fertile frond of the same.  
3. Spore-case.  
4. Sporangiastre.  
5. Spores.





J. Fitch, del.

A. Tænitis B. Schizolepton.





## PLATE XVIII.

---

### A.

GEN. 32.—**LOMAGRAMMA**, *J. Sm.* [Synopsis p. xxx.]

FIG. 1. Portion of fertile pinna of *L. PTEROIDES*, *J. Sm.* (n. s.)

2. Fragment of the same enlarged.

3. Fragment of sterile frond of the same.

4. Spore-case.

5. Sporangiastrae.

6. Spores.

---

### B.

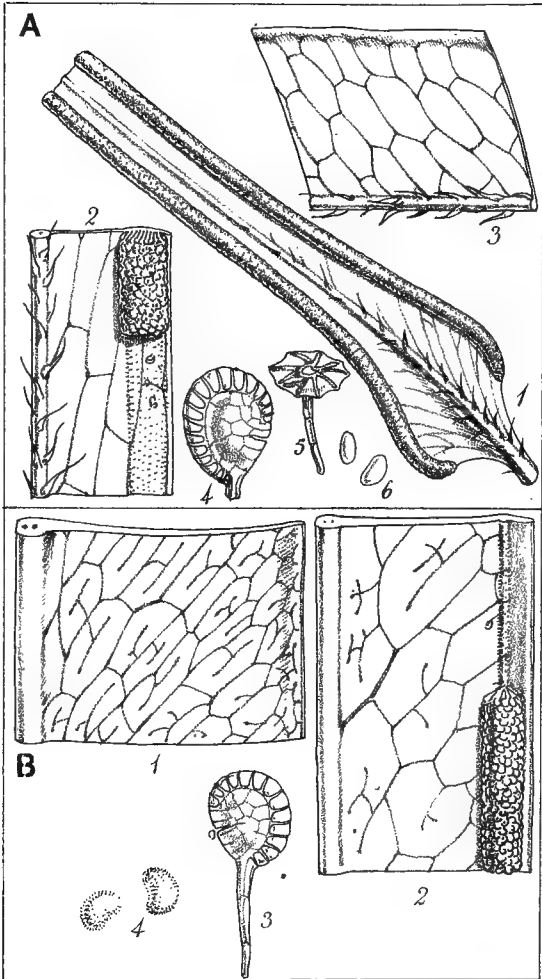
GEN. 33.—**DRYMOGLOSSUM**, *Presl.* [Synopsis p. xxxi.]

FIG. 1. Fragment of sterile frond of *D. LANCEOLATUM*, *J. Sm.*

2. Fragment of fertile frond of the same.

3. Spore-case.

4. Spores.



J. Fitch, del.

**A.** Lomagramma, **B.** Drymoglossum.





## PLATE XIX.

---

### A.

GEN. 34.—**DIBLEMMA**, *J. Sm.* [Synopsis p. xxxi.]

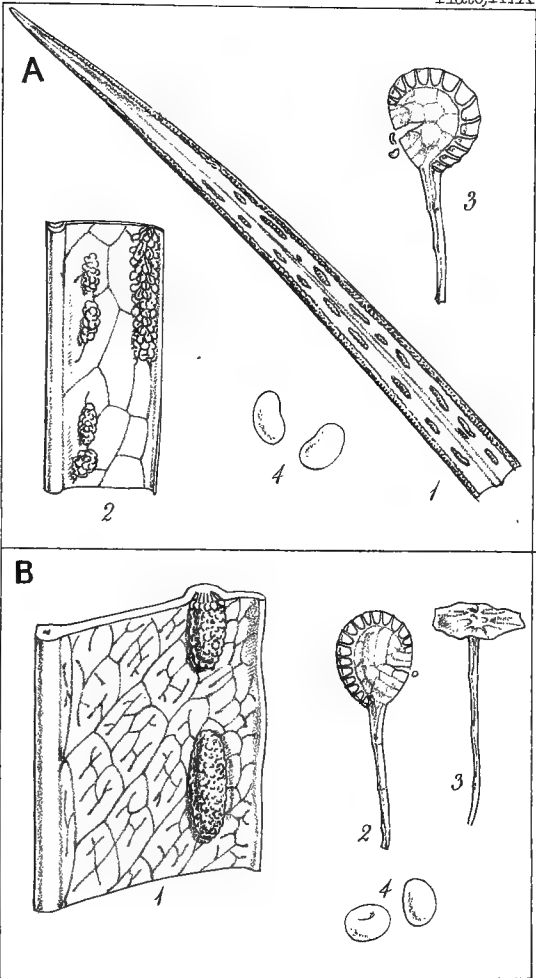
- FIG. 1. Portion of frond of *D. SAMARENSIS*, *J. Sm.* (n. s.)  
2. Fragment of the same enlarged.  
3. Spore-case.  
4. Spores.
- 

### B.

GEN. 35.—**PARAGRAMMA**, *Blume: Moore.* [Synopsis p. xxxii.]

- FIG. 1. Fragment of frond of *P. LONGIFOLIA*, *Moore.*  
2. Spore-case.  
3. Sporangia-stre,  
4. Spores.





J. Fitch, del.

A. Diblemma. B. Paragramma.





## PLATE XX.

---

### A.

GEN 36.—**DICRANOGLOSSUM**, *J. Sm.* [Syn. p. xxxii.]

FIG. 1. Fragment of frond of *D. SUBPINNATIFIDUM*, *Moore*.

2. Spore-case.

3. Spores.

---

### B.

GEN. 37.—**TÆNIOPSIS**, *J. Smith.* [Synopsis p. xxxiii.]

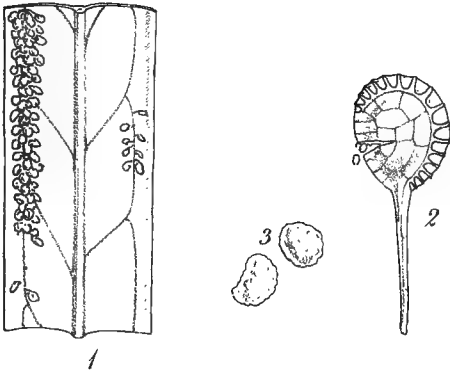
FIG. 1. Fragment of frond of *T. GRAMINIFOLIA*, *J. Sm.*

2. Spore-case.

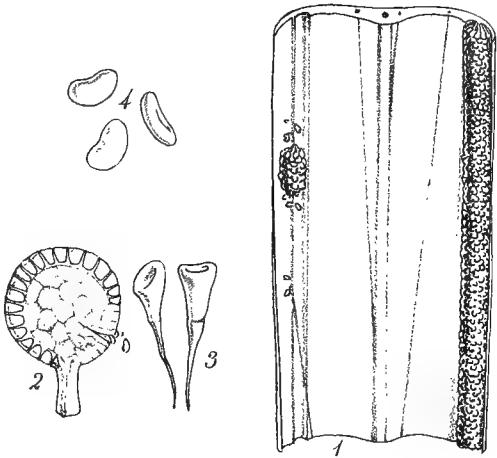
3. Sporangiastræ.

4. Spores.

A



B



J. Etch del,

A. *Dicranoglossum*. B. *Tæniopsis*















