

ASIA

LIBRARY  
ANNEX

2

CORNELL  
UNIVERSITY  
LIBRARY



GIFT OF

Professor  
Frank H. Golay

Cornell University Library

**SD 229.B88**


v. 3

**Minor products of Philippine forests,**



3 1924 009 599 329

ech



# Cornell University Library

The original of this book is in  
the Cornell University Library.

There are no known copyright restrictions in  
the United States on the use of the text.















PANDANS IN LAKE REGION, AGUSAN, MINDANAO.

# *Minor Products of Philippine Forests*

EDITED BY

*William H. Brown, Ph. D.,*

*Chief, Division of Investigation, Bureau of Forestry; Professor of Botany,  
University of the Philippines; and Plant Physiologist,  
Bureau of Science*

VOLUME III



*Department of Agriculture and Natural Resources  
Bureau of Forestry*

*Bulletin No. 22*

*Arthur F. Fischer, Director of Forestry*

MANILA  
BUREAU OF PRINTING  
1921

DEPARTMENT OF AGRICULTURE AND NATURAL RESOURCES  
BUREAU OF FORESTRY

**Bulletin No. 22, Volume III**

**ARTHUR F. FISCHER, *Director of Forestry***

## CONTENTS

---

	Page.
ORNAMENTAL PLANTS FROM PHILIPPINE FORESTS. <i>William H. Brown</i> .....	7
PHILIPPINE PLANTS USED AS SOAP SUBSTITUTES OR SCOURING MATERIALS. <i>William H. Brown</i> .....	49
OFFICIAL PHILIPPINE MEDICINAL PLANTS. <i>William H. Brown</i> .....	63
POISONOUS PHILIPPINE PLANTS. <i>William H. Brown</i> .....	79
MISCELLANEOUS USEFUL WILD PHILIPPINE PLANTS. <i>William H. Brown</i> .....	85
PHILIPPINE EDIBLE FUNGI. <i>Otto A. Reinking</i> .....	97
MEDICINAL USES OF PHILIPPINE PLANTS. <i>Leon Ma. Guerrero</i> .....	149
INDEX .....	247



ORNAMENTAL PLANTS FROM PHILIPPINE  
FORESTS

By WILLIAM H. BROWN



FIGURE 1. PLATYCERIUM BIFORME.



# ORNAMENTAL PLANTS FROM PHILIPPINE FORESTS

## CONTENTS

	Page.
ILLUSTRATIONS .....	9
INTRODUCTION .....	11
DESCRIPTION OF SPECIES.....	11
Family Polypodiaceae .....	11
Asplenium nidus .....	11
Drynaria quercifolia .....	11
Platycterium biforme.....	12
Family Lycopodiaceae .....	12
Lycopodium spp. ....	12
Family Cycadaceae .....	12
Cycas rumphii.....	12
Family Liliaceae .....	12
Lilium philippinense .....	12
Family Orchidaceae .....	12
Aerides quinquevulnerum .....	14
Calanthe veratrifolia .....	14
Cordula argus .....	14
Cordula philippinensis .....	18
Dendrobium acuminatum .....	18
Dendrobium amethystoglossum .....	18
Dendrobium anosmum .....	18
Dendrobium aureum .....	18
Dendrobium crumenatum .....	22
Dendrobium dearei .....	22
Dendrobium lyonii .....	22
Dendrobium revolutum .....	22
Dendrobium sanderae .....	24
Dendrobium schuetzei .....	24
Dendrobium taurinum .....	24
Eria merrillii .....	24
Grammatophyllum measuresianum .....	30
Grammatophyllum multiflorum .....	30
Grammatophyllum wallisii .....	30
Phalaenopsis amabilis .....	30

## Description of species—Continued.

## Family Orchidaceae—Continued.

	Page.
Phalaenopsis lueddemanniana .....	36
Phalaenopsis schilleriana .....	36
Renanthera storiei .....	36
Rhynchostylis retusa .....	36
Spathoglottis plicata .....	40
Vanda lamellata .....	40
Vanda sanderiana .....	40
Vandopsis lissochiloides .....	40
Family Nymphaeaceae .....	46
Nelumbium nelumbo .....	46

# ORNAMENTAL PLANTS FROM PHILIPPINE FORESTS

## ILLUSTRATIONS

	Page.
FIG. 1. <i>Platynerium biforme</i> . From Bureau of Government Laboratories Publication No. 28.....	6
2. <i>Asplenium nidus</i> growing in the forest.....	10
3. <i>Lilium philippinense</i> .....	13
4. <i>Aerides quinquevulnerum</i> .....	15
5. <i>Aerides quinquevulnerum</i> .....	16
6. <i>Dendrobium acuminatum</i> . From Ames, <i>Orchidaceae</i> , II, Plate 17 .....	17
7. <i>Dendrobium anosmum</i> .....	19
8. <i>Dendrobium aureum</i> . From Ames, <i>Orchidaceae</i> , II, Plate 176 .....	20
9. <i>Dendrobium crumenatum</i> .....	21
10. <i>Dendrobium lyonii</i> .....	23
11. <i>Dendrobium sanderae</i> .....	25
12. <i>Dendrobium schuetzei</i> .....	26
13. <i>Dendrobium schuetzei</i> . From <i>Gard. Chron.</i> LII, Fig. 102.....	27
14. <i>Dendrobium taurinum</i> .....	28
15. <i>Dendrobium taurinum</i> .....	29
16. <i>Eria merrillii</i> .....	31
17. <i>Grammatophyllum multiflorum</i> . From <i>Phil. Agr. Rev.</i> , Vol. 5 (1912), No. 9, Plate IV .....	32
18. <i>Grammatophyllum wallisii</i> .....	33
19. <i>Phalaenopsis amabilis</i> .....	34
20. <i>Phalaenopsis lueddemanniana</i> .....	35
21. <i>Phalaenopsis</i> sp. ....	37
22. <i>Rhynchostylis retusa</i> .....	38
23. <i>Spathoglottis plicata</i> . From <i>Bot. Register</i> 1838.....	39
24. <i>Vanda lamellata</i> .....	41
25. <i>Vanda sandieriana</i> .....	42
26. <i>Vanda sandieriana</i> .....	43
27. <i>Vandopsis lissochiloides</i> . From Ames, <i>Orchidaceae</i> , II, page 221 .....	44
28. <i>Nelumbium nelumbo</i> .....	45



FIGURE 2. ASPLENIUM NIDUS GROWING IN THE FOREST.

# ORNAMENTAL PLANTS FROM PHILIPPINE FORESTS

By WILLIAM H. BROWN

The forests of the Philippines contain a large number of species which are decidedly ornamental, and are suitable for cultivation. These usually occur in the forest as very widely scattered individuals. As the seeds are ripe for only a short space of time and are usually quickly scattered by animals or the wind, it is frequently difficult to collect seeds from a given species. However, when once introduced into cultivation it is generally easy to obtain material for propagation. This is particularly true of species which grow high up in the mountains, and which will not live under lowland conditions, but have been successfully introduced into Europe and America and grown in greenhouses. Owing to these circumstances, most of the ornamental plants in Philippine forests are of little commercial value. For this reason, it seemed desirable to include in this section only such wild ornamental plants as are collected in the forest and sold commercially.

## Family POLYPODIACEAE

### Genus ASPLENIUM

**ASPLENIUM NIDUS** L. (Fig. 2).

BIRDS'-NEST FERN.

This species is frequently collected in the forest and sold in Manila, where it is used as a hanging plant. The leaves are 40 to 120 centimeters in length and 6 to 20 centimeters wide, and radiate in all directions from a common center, from which habit it gets its name. It is the commonest native fern found in cultivation in Manila. In the forest it grows in the crotches of trees or along the trunks. It thrives in cultivation as long as it is watered at fairly regular intervals, but does best when somewhat sheltered from the wind and the direct rays of the sun.

### Genus DRYNARIA

**DRYNARIA QUERCIFOLIA** (L.) Bory.

This species is collected in the forest, made into hanging baskets and sold in Manila. It has very stout, somewhat fleshy

stems which are densely covered with narrow, brown scales about a centimeter in length. The leaves are of two kinds; small, brown, concave ones which gather humus, and large ones which are 40 to 90 centimeters long and pinnately lobed, with lobes 2 to 4 centimeters wide.

Genus **PLATYCERIUM**

**PLATYCERIUM BIFORME** Desv. (Fig. 1). STAG-HORN FERN.

This species is collected in the forest and cultivated in Manila as a hanging plant. There are two kinds of leaves; large leaves which bend upward and cover the mass in which the roots are growing, and long, branched leaves which hang downward.

Family **LYCOPODIACEAE**

Genus **LYCOPODIUM**

The species of this genus are collected in the forest, and brought to Manila to be sold. They are pendant plants with slender branches and very small, densely crowded leaves, and are grown in hanging baskets.

Family **CYCADACEAE**

Genus **CYCAS**

**CYCAS RUMPHII** Mig. PITOGO.

A description and figure of this species and its local names are given in the section on food plants.

The young plants are collected and sold in Manila for ornamental purposes.

Family **LILIACEAE**

Genus **LILIUM**

**LILIUM PHILIPPINENSE** Baker. (Fig. 3). BENGUET LILY.

Local names: *Lup-lupak*, *suia-soi* (Benguet).

*Lilium philippinense* is a plant 50 to 80 centimeters in height. The leaves are numerous, very narrow, and 8 to 14 centimeters in length. The flowers are about 20 centimeters long, white, and very fragrant. *Lilium philippinense* is cultivated in Baguio and has been exported.

This species is very common in Benguet and has been collected in Bontoc and Pangasinan.

Family **ORCHIDACEAE**

This family is the largest, in number of species, of any in the Philippines. Most of the species have small and inconspicuous flowers and are of no value as ornamentals. A large number,



FIGURE 3. *LILIAM PHILIPPINENSE*.

however, are brought to Manila and sold for cultivation, and many have been exported to Europe. A description of all the individual species which are cultivated would require more space than their value warrants. The following list includes the more important commercial species.

#### Genus AERIDES

**AERIDES QUINQUEVULNERUM** Lindl. (Figs. 4, 5).

Local names: *Fracitas* (Rizal); *ualing-ualing* (Tayabas).

*Aerides quinquevulnerum* is an epiphytic herb with stout stems. The leaves are 10 to 30 centimeters long and 1.5 to 2.5 centimeters wide. The very fragrant flowers occur in considerable numbers on long, pendulous, flowering branches. They are about 2 centimeters across and white marked with crimson magenta.

This species has been reported from the following provinces: Bataan, Benguet, Bulacan, Rizal, Batangas, and Tayabas.

#### Genus CALANTHE

**CALANTHE VERATRIFOLIA** R. Br.

Local names: *Binuñga* (Rizal); *maraniók* (Cagayan, Isabela); *Urong-gubat* (Tayabas).

*Calanthe veratrifolia* is a terrestrial orchid with large, green, prominently nerved leaves, which are pointed at both ends. The flowers are white, medium in size, and are borne in clusters at the ends of long, flowering branches.

This species has been reported from the following provinces: Bataan, Benguet, Mindoro, Misamis, Nueva Vizcaya, Occidental Negros, Pampanga, Sibutu Island, Tayabas, and Zamboanga.

#### Genus CORDULA

Members of this genus are known popularly as lady's-slipper orchids. Two of them are worthy of note.

**CORDULA ARGUS** (Reichb. f.) Rolfe.

*Cordula argus* is a terrestrial orchid. The leaves are somewhat elliptical in shape and arranged in two rows. The lower ones are 12 to 20 centimeters long and pale green variegated with dark green. The flowering stem is 30 to 40 centimeters high and madder purple. The flowers are 6 to 8 centimeters in vertical diameter. The petals are whitish at the base and have green veins; near the apex they are madder purple and spotted. The margins of the petals are hairy.

This species has been reported from the following localities: Benguet, Lepanto-Bontoc, and Tayabas.





FIGURE 4. *AERIDES QUINQUEVULNERUM*.




FIGURE 5. AERIDES QUINQUEVULNERUM.



FIGURE 6. DENDROBIUM ACUMINATUM.

**CORDULA PHILIPPINENSIS** (Reichb. f.) Rolfe.

*Cordula philippinensis* is a striking orchid with large leaves. The flowering shoot bears several showy flowers. The upper sepal is nearly white with prominent, longitudinal, dark-purple stripes. The lower sepal is nearly white with a yellow tip. The lateral petals are elongated, spiral, and purple, except near the base, where they are yellow with three lines of large, purple dots. The sack is white on the back, and the apex and margin lemon yellow.

This species has been collected in Palawan.

Genus **DENDROBIUM****DENDROBIUM ACUMINATUM** Rolfe. (Fig. 6).

*Dendrobium acuminatum* is an epiphytic orchid with bulbous stems. The leaves are thick, firm, smooth, 9 to 12 centimeters long, and 3 to 4 centimeters wide. The inflorescence often exceeds 20 centimeters in length, and bears 7 to 20 or more flowers. These when spread out are 4.5 to 5.5 centimeters across and white, with a yellow center which is streaked with lavender.

This species has been reported from Abra and Bataan.

**DENDROBIUM AMETHYSTOGLOSSUM** Reichb. f.

*Dendrobium amethystoglossum* is a robust, epiphytic orchid a meter in height and has 15 to 20 canes. The flowers are milk white, the lip deeply stained with amethyst purple.

This species has been collected in Benguet.

**DENDROBIUM ANOSMUM** Lindl. (Fig. 7).

SANGGÚMAI.

*Dendrobium anosmum* is an epiphytic orchid with bulbous stems. The leaves are about 10 centimeters long and 3 centimeters wide. The stems make a yearly growth, after which the leaves drop off and the flowers appear. These are fragrant, about 8 centimeters across, and light purple with a darker purple center. After the flowers fade, the stems bearing them dry, and new ones are produced from the base of the plant.

This species has been reported from Abra, Benguet, Bontoc, Lepanto, Leyte, Rizal, and Nueva Vizcaya.

**DENDROBIUM AUREUM** Lindl.

Local name: *Nito* (Benguet). (Fig. 8).

*Dendrobium aureum* is an epiphytic orchid with cylindrical stems which are 30 to 50 centimeters long. The leaves are about 15 centimeters long and 2 centimeters wide. After they have fallen, the flowers appear on the stems. The flowers are large and cream colored, with yellow lips.




FIGURE 7. DENDROBIUM ANOSMUM (SANGGUMAI).



FIGURE 8. DENDROBIUM AUREUM.




FIGURE 9. DENDROBIUM CRUMENATUM.

This species has been reported from Benguet, Albay, and Mindanao.

**DENDROBIUM CRUMENATUM** Sw. (Fig. 9).

IRÁU.

Local names: *Dápo*\* (Tayabas); *iráu* (Camarines, Albay, Sorsogon); *karamosi* (Ilocos Norte); *karausi* (Cagayan); *karulai* (Isabela); *magimpal*, *magimapau* (Bohol); *man'án* (Leyte); *sanggúmai* (Laguna).

The stalk of *Dendrobium crumenatum* is up to a meter in length and, for a distance of about 20 centimeters from the base, is bulbous and fluted. The leaves are 5 to 8 centimeters long and 1.5 to 2.5 centimeters wide. The flowers are 2.5 to 3 centimeters in length, white with a pale yellow center, and very fragrant. All the plants of this species in the same region flower on the same day, the flowers lasting one day or less.

This species is common and widely distributed in the Philippines and is frequently cultivated for ornamental purposes.

**DENDROBIUM DEAREI** Reichb. f.

*Dendrobium dearei* is an epiphytic orchid with cylindrical stems which may be more than 50 centimeters in length. The leaves are about 5 centimeters long and 2 centimeters wide. The flowers are white with a lemon-yellow center, and about 7 centimeters in width when spread out. The stalks of the individual flowers are about 4 centimeters long so that they project beyond the leaves. The flowers remain on the stems for a long time.

This species has been reported from Benguet, Mindoro, and Mindanao.

**DENDROBIUM LYONII** Ames. (Fig. 10).

*Dendrobium lyonii* is an epiphytic orchid with bulbous stems. The leaves are leathery, about 17 centimeters long and 3.5 to 4 centimeters wide. The flowers are wine red at the base, lighter colored at the edges, 4 centimeters long and 8 centimeters wide, and are borne on special leafless branches.

This species has been reported from Bataan Province.

**DENDROBIUM REVOLUTUM** Lindl.

Local name: *Sanggúmai* (Bataan).

*Dendrobium revolutum* is an epiphytic orchid with pendant stems. The leaves are 3 to 4 centimeters long and 1.5 centimeters wide. The flowers occur singly along the stems opposite the leaves. They are 2 centimeters long, odorless, and white. The lip is pale green.

---

\* The word *dápo*, which occurs so frequently, alone or in composition, in the names of orchids and other epiphytic plants, means "to roost," "to perch" and is commonly and quite properly applied, therefore, to any epiphyte.





FIGURE 10. DENDROBIUM LYONII.

This species has been reported from the following provinces: Bataan, Laguna, Negros Occidental, Leyte, Surigao, and Mindanao.

**DENDROBIUM SANDERAE** Rolfe. (Fig. 11).

*Dendrobium sanderæ* is an epiphytic orchid with cylindrical stems which may be nearly a meter in length. The leaves are from 4 to 8 centimeters long and 1.5 to 2.5 centimeters wide. The flowers are borne on short branches, which are among the leaves at the end of the stem. They are white with purple lines on the throat, and about 6 centimeters long. The petals are 4 centimeters in length and nearly 3 centimeters wide.

This species has been reported from Benguet, Bontoc, and Lepanto.

**DENDROBIUM SCHUETZEI** Rolfe. (Figs. 12, 13).

*Dendrobium schuetzei* is an epiphytic orchid 15 to 40 centimeters in height. The stems are erect and somewhat cylindrical. The leaves are somewhat spreading, leathery, about 8 to 10 centimeters long and about 2.5 to 3 centimeters wide. The flowers are large, showy, white, with a green blotch on the throat and a few dark spots at the base.

**DENDROBIUM TAURINUM** Lindl. (Figs. 14, 15).

*Dendrobium taurinum* is an epiphytic orchid with stems which are a meter or more in length and about 1.5 centimeters in diameter. The leaves occur on the upper half of the stalk and are 6 to 10 centimeters long and about 4 centimeters wide. Growing near the end of the main stem are special flowering branches, which are 25 to 50 centimeters long and which have 6 to 20 large flowers. The sepals are cream white, tinged with green. The petals are twisted and crimson magenta.

This species has been reported from the following localities: Albay, Batanes Islands, Benguet, Bukidnon, Davao, Laguna, Rizal, Leyte, Mindoro, Nueva Vizcaya, Pampanga, Tayabas, Guimaras Island, and Zamboanga.

#### Genus **ERIA**

**ERIA MERRILLII** Ames. (Fig. 16).

*Eria merrillii* is a terrestrial orchid with a bulbous base about 10 centimeters long. The leaves are 30 to 60 or more centimeters in length, and about 4 to 7 centimeters wide. The flowering branch is 30 to 40 centimeters long and bears numerous, large, nearly white flowers, which are tinged with purple.

This species has been reported from the Provinces of Rizal and Sorsogon.




FIGURE 11. DENDROBIUM SANDERAE.



FIGURE 12. DENDROBIUM SCHUETZEI.



FIGURE 13. DENDROBIUM SCHUETZELI.




FIGURE 14. DENDROBIUM TAURINUM.




FIGURE 15. DENDROBIUM TAURINUM.

## Genus GRAMMATOPHYLLUM

## GRAMMATOPHYLLUM MEASURESIANUM Weathers.

*Grammatophyllum measuresianum* has many bulbous stems, which are slightly compressed and vary in length from 20 to 40 centimeters. When young they are more or less furrowed, and when old, deeply wrinkled. Each bears at its summit from 4 to 6 deep-green leaves, which are from 45 to 60 centimeters long. The flowering stalks bear many flowers, which are about 10 centimeters across, yellowish, and marked with dark brown and purple.

This species has been collected in Mindoro and Palawan.

## GRAMMATOPHYLLUM MULTIFLORUM Lindl. (Fig. 17).

Local name: *Looi-lóoi na dakó* (Sorsogon).

*Grammatophyllum multiflorum* has many large, bulbous stems and very numerous roots, the whole sometimes forming an immense mass. The leaves are about 30 to 50 centimeters long and 6 to 10 centimeters wide. The flowers are large, and are borne in great numbers on long flowering shoots. They are pale green with large, dull, purplish-brown spots.

This species has been reported from Mindoro, Tayabas, Camarines, Catanduanes Island, Sorsogon, Leyte, and Palawan.

## GRAMMATOPHYLLUM WALLISII Reichb. f. (Fig. 18).

*Grammatophyllum wallisii* is an epiphyte and the largest Philippine orchid. The flowers are borne on large flowering shoots and are large and pale greenish, with dark purple-brown blotches.

## Genus PHALAENOPSIS

## PHALAENOPSIS AMABILIS (Linn.) Blume. (Fig. 19). BUTTERFLY ORCHID.

*Phalaenopsis amabilis* is an epiphytic orchid with a few green leaves growing on a short stem. The leaves are somewhat oval-shaped, wider near the apex than near the base, and 14 to 30 centimeters in length. The flowers are borne in varying numbers on flowering branches, are white, and 7 to 10 centimeters across. The butterfly orchid is very commonly cultivated in Manila.

This species has been reported from the following localities: Albay, Bataan, Bohol, Cagayan, Camarines, Davao, Igar Island, Ilocos Norte, Laguna, Lanao, Lumbucan Island, Mindoro, Negros Occidental, Nueva Ecija, Nueva Vizcaya, Palawan, Pampanga, Rizal, Tayabas, and Zamboanga.





FIGURE 16. *ERIA MERRILLII*.



FIGURE 17. GRAMMATOPHYLLUM MULTIFLORUM.



FIGURE 18. GRAMMATOPHYLLUM WALLISII.



FIGURE 19. PHALAENOPSIS AMABILIS.



FIGURE 20. PHALAENOPSIS LUEDDEMANNIANA.

**PHALAEOPSIS LUEDDEMANNIANA** Reichb. f. (Fig. 20).

Local names: *Flor de la mañana* (Spanish); *manan-áu* (Samar, Leyte).

*Phalaenopsis lueddemanniana* is an epiphytic orchid with usually two to six oval leaves growing on a short stem. The flowers are borne on special, branched, flowering shoots, have a faint odor, and are variable in size and color. They are white or yellow marked with purple or brown, and are about 6 centimeters in diameter.

This species has been reported from the following localities: Benguet, Nueva Vizcaya, Pangasinan, Bataan, Bulacan, Rizal, Laguna, Tayabas, Polillo Island, Leyte, Palawan, Bukidnon, Davao, Lanao, and Zamboanga.

**PHALAEOPSIS SCHILLERIANA** Reichb. f.

Local name: *Dápong-tigre* (Laguna).

*Phalaenopsis schilleriana* is an epiphytic orchid with a few somewhat oblong-oval leaves growing on a short stem. The leaves are mottled above, purple beneath, up to 20 centimeters long, and 6 centimeters wide. The flowers are borne on large, branched, flowering shoots, are odorless, large, and pinkish purple.

This species is found in Tayabas and Laguna Provinces.

Genus **RENANTHERA****RENANTHERA STORIEI** Reichb. f.

*Renanthera storiei* is a stout, epiphytic orchid 2 to 3 meters in height. The leaves are leathery, arranged in two rows, 10 to 14 centimeters long and about 3.5 centimeters wide. The flowering shoot is very large and bears many flowers, which are 4 to 4.5 centimeters across. They are odorless, dark red, and remain fresh on the stem for a long period.

This species has been reported from the following localities: Bataan, Rizal, and Dinagat Island.

Genus **RHYNCHOSTYLIS****RHYNCHOSTYLIS RETUSA** (Linn.) Blume. (Fig. 22).

*Rhynchostylis retusa* is an epiphytic orchid with green leaves which are about 25 centimeters long and about 2.5 centimeters wide. The flowers are crowded on a flowering shoot about 20 centimeters long. They are pale pink or nearly white and have a pale-purple lip. The lateral sepals are about 7 millimeters long and about 6 millimeters wide. The petals are much shorter and narrower.




FIGURE 21. PHALAENOPSIS sp.



FIGURE 22. RHYNCHOSTYLIS RETUSA.





FIGURE 23. SPATHOGLOTTIS PLICATA.

This species has been reported from Bataan, Nueva Ecija, and Rizal.

#### Genus SPATHOGLOTTIS

**SPATHOGLOTTIS PLICATA** Blume. (Fig. 23).

Local names: *Balum-balum* (Bukidnon); *kanovog* (Batanes Islands); *talung-ang* (Bukidnon); *tabu-dapi* (Tayabas).

*Spathoglottis plicata* is a terrestrial orchid with a few long, rather narrow leaves growing from the bulbous base of the stem. The leaves are 20 to 60 centimeters long and 1.8 to 6 centimeters wide. The flowering shoots are 30 to 70 centimeters long. The flowers are purple or deep pink, and about 3.5 centimeters in diameter.

This species has been reported from the following localities: Albay, Batanes Islands, Lepanto, Benguet, Bukidnon, Laguna, Leyte, Mindoro, Nueva Vizcaya, Pampanga, Tayabas, Lanao, and Zamboanga.

#### Genus VANDA

**VANDA LAMELLATA** Lindl. (Fig. 24).

*Vanda lamellata* is an epiphytic orchid. The leaves are about 2 centimeters wide and 25 centimeters long. The flowers are borne on special branches, which may have 20 or more flowers. These are about 3 centimeters in vertical diameter, fragrant, and yellowish with purple-brown markings.

This species has been reported from the following localities: Cagayan, Bontoc, Benguet, Abra, Zambales, Bataan, Cavite, Tayabas, Mindoro, Babuyan, Camiguin, Capiz, and Sulu Archipelago.

**VANDA SANDERIANA** Reichb. f. (Figs. 25, 26).

*Vanda sanderiana* is a large epiphytic orchid. The leaves are trough-like and 15 to 30 centimeters long. The flowers grow in clusters and are 6 to 8 centimeters in transverse by 10 to 11 in vertical diameter. The upper three petals are lavender with dull-purple spots in the lower part. The lower two petals are tinged with yellow and there are very numerous, dull-purple nerves and reticulations which give a general, dull-purple color. The lip is dull purple and yellow. This is the showiest orchid found in the Philippines.

This species is found in Mindanao.

#### Genus VANDOPSIS

**VANDOPSIS LISSOCHILOIDES** (Gaudich.) Pfitz. (Fig. 27).

*Vandopsis lissochiloides* is a terrestrial orchid with leafy stems up to 2 meters in height. The leaves are about 25 to 50 centi-




FIGURE 24. VANDA LAMELLATA



FIGURE 25. VANDA SANDERIANA.




FIGURE 26. VANDA SANDERIANA.



FIGURE 27. VANDOPSIS LISSOCHILOIDES.



FIGURE 28. NELUMBIUM NELUMBO.

meters long and about 5 centimeters wide. The flowering shoot is 1.5 to 2 meters long, and bears numerous flowers which are 5 to 6 centimeters across. The back of the flower is purple and the inside yellowish green with purple spots.

This species has been reported from Bukidnon, Panay, Sigaboy Island, and Zamboanga.

### Family NYMPHAEACEAE

#### Genus NELUMBIUM

**NELUMBIUM NELUMBO** (L.) Druce. (Fig. 28).

A description of this species and its local names are given in the section on food plants. \*

This plant grows in immense numbers in Laguna de Bay. The flowers are gathered in considerable quantities and brought to Manila to be sold.

*Nelumbium speciosum* grows in shallow water, the leaves and flowers extending above the surface. It has very large, rounded leaves and large, pink flowers.



PHILIPPINE PLANTS USED AS SOAP SUBSTITUTES OR SCOURING MATERIALS

By WILLIAM H. BROWN



# PHILIPPINE PLANTS USED AS SOAP SUBSTITUTES OR SCOURING MATERIALS

## CONTENTS

	Page.
INTRODUCTION .....	49
ILLUSTRATIONS .....	51
DESCRIPTION OF SPECIES .....	51
Family Moraceae.....	51
Ficus ulmifolia.....	51
Streblus asper.....	51
Family Leguminosae.....	52
Albizzia acle.....	52
Albizzia saponaria.....	52
Entada phaseoloides.....	54
Family Oxalidaceae.....	56
Averrhoa bilimbi.....	56
Family Polygalaceae.....	56
Securidaca corymbosa.....	56
Securidaca philippinensis.....	58
Family Sapindaceae.....	58
Ganophyllum falcatum.....	58
Harpullia arborea.....	58
Sapindus saponaria.....	59
Family Rhamnaceae.....	59
Gouania tiliaefolia.....	59
Family Dilleniaceae.....	59
Tetracera scandens.....	59

## ILLUSTRATIONS

FIGURE 1. Albizzia acle (akle).....	53
2. Albizzia acle (akle).....	55
3. Entada phaseoloides (gogo).....	57



# PHILIPPINE PLANTS USED AS SOAP SUBSTITUTES AND SCOURING MATERIALS

By WILLIAM H. BROWN

In the Philippines there are a number of plants which contain saponin and are used as soap substitutes, especially for cleansing the hair. The most important of these is gogo (*Entada phaseoloides*) which is an important article of commerce. Other plants have very rough leaves which are used as material for scouring cooking utensils, etc., and as substitutes for sandpaper.

## Family MORACEAE

Genus **FICUS**

**FICUS ULMIFOLIA** Lam.

Isfs.

A description and figure of this species and its local names are given in the section on food plants.

The leaves of this species are very hard and rough, and are used for cleaning cooking utensils and scouring hardwood floors, stairs, windowsills, etc.; and also in place of sandpaper in polishing wood, when sandpaper is not available.

Genus **STREBLUS**

**STREBLUS ASPER** Lour.

KÁLIOS.

Local names: *Alasís* (Zambales, Mindoro); *alasis* (Surigao); *alúdig* (Ilocos Sur, Union, Pangasinan, Zambales); *ampás* (Pampanga); *bugtál* (Negros Occidental); *buntatai* (Guimaras Island); *kagasaka* (Cagayan); *kálios* (Cagayan, Ilocos Norte, Abra, Bataan, Manila, Rizal, Laguna, Mindoro); *lasís* (Bataan); *malakádios* (Zambales).

The leaves of *Streblus asper* are very hard and rough and are utilized, like those of *Ficus ulmifolia*, for cleaning cooking utensils and as a substitute for sandpaper.

*Streblus asper* is a tree reaching a height of about 15 meters and a diameter of about 30 centimeters. The leaves are alternate, 4 to 12 centimeters long, with a narrow base, pointed tip, and toothed margin. The fruits are ovoid, pale yellow, 8 to 10 millimeters long, fleshy, and with seeds 5 to 6 millimeters long.

This species is very common and widely distributed in the Philippine Islands.

## Family LEGUMINOSAE

## Genus ALBIZZIA

ALBIZZIA ACLE (Blanco) Merr. (Figs. 1, 2).

ÁKLE.

Local names: *Ákle* or *ákli* (Nueva Ecija, Union, Pampanga, Bataan, Bulacan, Zambales, Tayabas, Camarines, Laguna, Sorsogon, Mindoro); *ana-gép* (Ilocos Norte and Sur); *banúyo* (Occidental Negros, Tablas); *kitakíta* (Ilocos Sur, Pangasinan, Nueva Ecija, Zambales); *mabuñga* (Laguna); *lañgin* (Masbate); *sauríri*, *taulíli* (Palawan); *tabaláñgi* (Bisaya); *tíli*, *tílis* (Zambales).

This species is reported to have been employed locally as a soap substitute, but seems to be inferior to *Albizzia saponaria* and is little used.

*Albizzia acle* is a tree reaching a height of about 30 meters and a diameter of about 1 meter. The leaves are twice compound. They usually have two pinnae, each of which bears three to six pairs of leaflets, the terminal pair being much larger than the others. The leaflets are inequilateral, pointed at the tip, usually rounded at the base, 4.5 to 18 centimeters long, and 2 to 7 centimeters wide. The flowers are yellow and green, about 1.5 centimeters in length, and are borne in small, rounded heads. The pod is 4 to 5 centimeters wide and up to 25 to 30 or more centimeters in length. The seeds cause a bulging of the pod, while between the seeds the pod is constricted.

This species is fairly common and distributed from Luzon to Palawan. It is intolerant of shade.

ALBIZZIA SAPONARIA (Lour.) Blume.

SALINGKÚGI'.

Local names: *Baiógo* (Bataan, Agusan); *banaibánai* (Cagayan); *banog-bánai* (Cagayan); *gógo'* or *gúgo* (Isabela, Tayabas, Masbate, Agusan); *gógo-kásai* (Tayabas); *gógong-malatokó*, *lañgíl* (Rizal); *gógong-tokó* (Pangasinan, Pampanga, Camarines, Bataan); *malatokó* (Bataan, Pampanga, Rizal, Laguna); *maratekká*, *maratigá* (Ilocos Norte and Sur); *pipí* (Negros); *salangkúgi'*, *salíngkúgi'*, *salungkúgi'* (Zambales, Bataan, Mindoro, Catanduanes, Masbate, Ticao, Surigao, Zamboanga); *salukigí* (Samar, Leyte); *salunggígí*, *tagurarit* (Pangasinan); *sangginggí'* (Agusan); *siankúgi*, *tinagí* (Surigao); *tambing* (Benguet); *tigían* (Guimaras Island); *unaki* (Camarines).

This species is a small or medium-sized tree with a saponaceous bark which is used locally in much the same way as *gogo* (*Entada phaseoloides*). The fresh wood lathers freely with water.

*Albizzia saponaria* reaches a height of 20 meters and a diam-



FIGURE 1. ALBIZZIA ACLE (AKLE).

eter of 80 centimeters. The bark is about 5 millimeters thick, light gray to dark gray, and densely covered with corky pustules. The inner bark is slightly pink colored and somewhat spongy in texture. The leaves are alternate and doubly compound.

This species is found throughout the Philippines, especially in second-growth or open forests.

#### Genus ENTADA

**ENTADA PHASEOLOIDES** (L.) Merr. (*E. scandens* L.) (Fig. 3). Gógo.

Local names: *Ballógo* (Ilocos Norte and Sur, Cagayan); *Balógo* (Samar, Cuyo, Bisaya provinces, parts of Bicol region); *gógó*, *gúgó*, or *gúgu'* (Isabela, Nueva Vizcaya, Nueva Ecija, Tarlac, Pampanga, Bulacan, Rizal, Manila, Bataan, Laguna, Cavite, Batangas, Tayabas, Camarines, Mindoro, Marinduque, Leyte, Negros); *ipól* (Zambales); *kalit* (E. Pangasinan); *lipai* (Ilocos Norte and Sur, Cagayan, Isabela, Union, Bulacan); *lötög* (W. Pangasinan). In most parts of N. Luzon, the name *lipai* is given to the plant and its large, round seeds, and *ballógo* to the crushed stem used for washing the hair.

The bark and stems of *Entada phaseoloides* (gogo) contain saponin. Gogo is used extensively in the Philippines and other oriental countries for washing the hair and is on the market as an ingredient of hair tonics.

The vine is cut in lengths of about one-half to 1 meter and pounded into thin, flat strips, the width of which depends on the diameter of the piece treated. These strips when dried are ready for market. When soaked in water and rubbed, gogo produces a lather which cleanses the scalp very effectually. Very large quantities of gogo are used in the Philippines, but it is very difficult to determine the amount. Many people cut and pound material for their own use, while others prepare a small quantity and peddle it from house to house. There is no organized trade in gogo, but it is sold in small stores throughout the Islands. In Manila it sells at retail at prices ranging from 40 centavos a kilo upward. A forest charge of 10 per cent, or 2 pesos per 100 kilos, is collected on it.

The chemical composition of gogo has been investigated by Bacon.\*

Gogo is used as a fish poison, the active principle, according to Bacon, being saponin. The bark is also used for cordage. The kernels of the seeds are mashed and used by the Filipinos

\* Bacon, R. F., The physiological active constituents of certain Philippine medicinal plants. Philippine Journal of Science, Vol. 1 (1906), page 1021. Bacon, R. F., and Marshall, H. T., The toxic action of saponin. Philippine Journal of Science, Vol. 1 (1906), page 1037.



J. V. K. S. S.




FIGURE 2. ALBIZZIA ACLE (AKLE).

for poultices for children having colic. According to Bacon the seeds contain a fatty oil which is extracted and used in the Sunda Islands for illuminating purposes. Bacon says that in some places they are roasted and eaten after the active principle has been removed by washing.

Gogo has been cultivated for a long time in the highland towns of Cavite, namely, Silang, Amadeo, Alfonso, Mendez-Nuñez, Bailén, and Marigondon. A large proportion of the inhabitants of Indang, perhaps a majority, cultivate Gogo to some extent. The vines are propagated partly from seed and partly by layering, and are trained over trees, coconut palms, etc. At three years of age, a vine is large enough to be cut. If not cut too close to the ground, the stump sends up several sprouts, which are either allowed to grow up, or employed as layers. The vines very rarely die as the result of cutting.

*Entada phaseoloides* is a large vine with compound leaves. The flowers are yellow and borne on slender spikes in simple or compound inflorescences. Perhaps the most striking features of the vine are the large seed-pods, which are about 7 to 10 centimeters wide and up to a meter in length. They contain hard, circular seeds 5 to 6 centimeters in diameter.

This species is common and widely distributed throughout the Archipelago.

#### Family OXALIDACEAE

##### Genus AVERRHOA

AVERRHOA BILIMBI L.

KAMIÁS.

A description of this species and its local names are given in the section on food plants.

The fruits of this species are used to remove stains from clothing and also in washing the hands.

#### Family POLYGALACEAE

##### Genus SECURIDACA

SECURIDACA CORYMBOSA Turcz.

HINÁKI.

Local names: *Gógong-bisáya* (Tayabas); *hináki* (Negros); *oyañgyá* (Mindoro).

This plant is used as a soap substitute in the same manner as *Entada phaseoloides* (gogo).

*Securidaca corymbosa* is a woody vine or undershrub. The leaves are alternate, pointed at the tip, rounded or abruptly pointed at the base, and from 6 to 9 centimeters in length. The flowers are small, and red and white. The fruit resembles a half maple fruit and is about 8 centimeters long.



FIGURE 3. ENTADA PHASEOLOIDES (GOGO).

This species has been reported from Luzon, Mindoro, and Negros.

**SECURIDACA PHILIPPINENSIS** Chodat

BALÚNOS.

Local names: *Balágon*, *balúnos* (Sorsogon).

This vine has a thick, white bark containing saponin. The bark is used locally in certain regions as a soap substitute.

*Securidaca philippinensis* is a large, woody vine. The leaves are bluntly pointed at the base and taper to a rather sharp point at the tip. The flowers are small and borne on compound inflorescences. The fruits are oval and slightly over a centimeter in length. At one end there is a long wing about 7 or more centimeters in length, resembling that of a maple fruit.

This species is distributed from southern Luzon to Mindanao.

### Family SAPINDACEAE

#### Genus GANOPHYLLUM

**GANOPHYLLUM FALCATUM** Blume.

ARÁNGEN.

A description and figure of this species and its local names are given in the section on resins, gums, and oils.

The bark of this tree is used in the same manner as gogo (*Entada phaseoloides*).

#### Genus HARPULLIA

**HARPULLIA ARBOREA** (Blanco) Radlk.

UÁS.

Local names: *Ambuyan* (Ilocos Sur); *bayág-kalabáu* (Tayabas); *bun-salak* (Mindoro); *dulis*, *magantimus* (Cotabato); *huás* (Ticao Island, Masbate); *kuás* (Rizal); *mag-alad*, *ringis* (Palawan); *malalubás* (Camarines); *malapalikepík-hito* (Tarlac); *poás* or *puás* (Nueva Ecija, Bataan, Rizal, Cavite, Laguna, Mindoro); *uás* (Cagayan, Zambales, Nueva Ecija, Bataan, Tayabas, Camarines); *uás na puráu* (Ilocos Norte).

The bark is pounded and used as a substitute for that of gogo (*Entada phaseoloides*).

*Harpullia arborea* is a tree reaching a height of about 20 meters and a diameter of about 60 centimeters. The leaves are alternate and pinnately compound. The leaflets are pointed at the tip, oblique at the base, and 7 to 15 centimeters in length. The flowers are small and white. The fruit is red and is divided into two lobes, each of which contains a few seeds.

This species is common and widely distributed in the forests from northern Luzon to the southern limits of the Sulu Archipelago.

Genus **SAPINDUS****SAPINDUS SAPONARIA** L.

TIKAS-TÍKAS.

A description of this species and its local names are given in the section on fibers.

Tobacco workers in Abra use the crushed leaves for removing the stain of tobacco leaves from their hands. The bark is used for cleansing the hair.

Family **RHAMNACEAE**Genus **GOUANIA****GOUANIA TILIAEFOLIA** Lam.

Local names: *Literan* (Bulacan, Rizal, Laguna); *pahampak* (Pampanga).

The root of this species is a soap substitute.

*Gouania tiliaefolia* is a woody vine. The leaves are alternate, somewhat hairy, pointed at the tip, rounded or heart-shaped at the base, and 6 to 10 centimeters in length. The flowers are small and greenish or whitish.

This species is distributed throughout the Philippines.

Family **DILLENACEAE**Genus **TETRACERA****TETRACERA SCANDENS** (L.) Merr.

Local names: *Malakatmón* (Tarlac, Zambales, Bataan, Rizal); *oplé-báking* (Palawan).

The leaves are very rough and are used for cleaning dishes and various instruments.

*Tetracera scandens* is a woody vine. The leaves are alternate, pointed at both ends, larger near the apex than near the base, the margins toothed. The flowers are rather small, white, and borne on compound inflorescences. The fruits are small and red.

This species is apparently common and widely distributed from central Luzon to southern Mindanao.



# OFFICIAL PHILIPPINE MEDICINAL PLANTS

By WILLIAM H. BROWN

61





# OFFICIAL MEDICINAL PLANTS

## CONTENTS

	Page.
ILLUSTRATIONS .....	64
INTRODUCTION .....	65
DESCRIPTION OF SPECIES.....	65
Family Cyatheaceae.....	65
Cibotium barametz .....	65
Family Palmae.....	65
Areca catechu.....	65
Family Araceae.....	66
Acorus calamus.....	66
Family Zingiberaceae.....	66
Curcuma zedoaria.....	66
Family Piperaceae.....	66
Piper betle.....	66
Family Chenopodiaceae.....	67
Chenopodium ambrosioides.....	67
Family Menispermaceae.....	67
Archangelisia flava.....	67
Family Leguminosae.....	67
Abrus precatorius.....	67
Caesalpinia sappan.....	67
Tamarindus indica.....	67
Family Simarubaceae.....	68
Brucea amarissima .....	68
Family Euphorbiaceae.....	68
Croton tiglium.....	68
Mallotus philippensis.....	68
Ricinus communis.....	69
Family Anacardiaceae.....	69
Anacardium occidentale.....	69
Family Myrtaceae.....	69
Eugenia cumini.....	69
Psidium guajava.....	69
Family Umbelliferae.....	69
Centella asiatica.....	69

Description of species—Continued.	Page.
Family Sapotaceae.....	70
Palaquium spp. ....	70
Family Loganiaceae.....	70
Strychnos ignatii.....	70
Family Convolvulaceae.....	70
Operculina turpethum .....	70
Family Labiatae.....	70
Ocimum basilicum.....	70
Orthosiphon aristatus .....	72
Family Solanaceae.....	72
Capsicum frutescens.....	72
Datura fastuosa var. alba.....	72
Solanum nigrum.....	74
Family Bignoniaceae.....	74
Sesamum orientale.....	74
Family Plantaginaceae.....	74
Plantago major.....	74
Family Compositae.....	75
Artemisia vulgaris.....	75
Bidens pilosa.....	75
Blumea balsamifera.....	75

### ILLUSTRATIONS

FIGURE 1. Fruit of <i>Strychnos ignatii</i> (St. Ignatius bean. From Twelfth Annual Rep., Bur. of Sci., 1913, Plate XXXVII.)	71
2. <i>Datura fastuosa</i> var. <i>alba</i> (talongpunai).....	73

# OFFICIAL MEDICINAL PLANTS

By WILLIAM H. BROWN

## INTRODUCTION

In the Philippines, a great variety of plants furnish material for medicine. Some of the substances are apparently of little or no value, while others would seem to be useful. In a separate section, Dr. Leon Maria Guerrero, of the Bureau of Science, has given an account of the local medicinal uses of Philippine plants. For this reason there are included in the following list only such wild species as are official in twentieth-century pharmacopoeias, and one which contains a high percentage of berberine. Most of such plants found in the Philippines are of little or doubtful value, so no attempt has been made to discuss their uses. Gathercoal\* has recently prepared a list of botanical drugs which are official in twentieth-century pharmacopoeias. The species mentioned in the following discussion are taken from his list, with the addition of the one containing berberine.

### Family CYATHEACEAE

#### Genus CIBOTIUM

CIBOTIUM BARAMETZ (Linn.) J. Sm.

SALAGISOG.

Local name: *Salagisog* (Camarines).

This plant is official in the Austrian Pharmacopoeia. The long hairs are used in preparations for coagulating the blood to arrest capillary hemorrhages.

*Cibotium barametz* is a large fern. The lower parts of the leaf stalks are covered with long golden-yellow hairs.

This species is distributed in the mountains from Luzon to Mindanao.

### Family PALMAE

#### Genus ARECA

ARECA CATECHU L.

BUNGA OR BETEL NUT PALM.

A description of this species and its local names are given in the section on palms.

---

\* Gathercoal, E. N., Pharmacopoeial botanic drugs of the twentieth century. Journal of the American Pharmaceutical Association for March, April, and May, 1916.

The seeds are official in the German and Swiss Pharmacopoeias. The powdered seeds are used as a vermifuge.

### Family ARACEAE

#### Genus ACORUS

ACORUS CALAMUS L.

LUBIGÁN OR SWEET FLAG.

A description of this species and its local names are given in the section on resins, gums, and oils.

The rhizome is official in many pharmacopoeias, and the oil in the German Pharmacopoeia. According to Greenish \* the rhizome has stimulant and tonic properties, and has been used for ague and for atonic dyspepsia.

### Family ZINGIBERACEAE

#### Genus CURCUMA

CURCUMA ZEDOARIA (Berg.) Rosc.

BARÁK OR ZEDOARY.

A description of this species and its local names are given in the section on resins, gums, and oils.

The rhizome is known as zedoary and is official in the Austrian, Croatian, French, German, Hungarian, Japanese, Russian, Serbian, Spanish, and Swiss Pharmacopoeias and in the American National Formulary.

### Family PIPERACEAE

#### Genus PIPER

PIPER BETLE L.

BÚYO OR BETEL PEPPER.

Local names: *Búyo* or *buyobúyo* (Camarines); *gauéd* (Lepanto Sub-province); *ikmó itmó* (Tagalog); *ikmóng Ilóko* (Bulacan); *letlét* or *litlét* (Bataan, Bulacan, Rizal, Cavite, Tayabas); *samát* (Pampanga).

The leaves are official in the British Pharmacopoeia. They are extensively used in the Philippines for chewing with the seeds of *Areca catechu* sprinkled with lime.

*Piper betle* is a smooth, climbing vine reaching a height of 2 to 4 meters. The upper leaves are 10 to 13 centimeters in length. The apex of the leaf is pointed and the base somewhat inequilaterally rounded or heart shaped.

This species is extensively cultivated, but is also wild. It is distributed throughout the Philippines.

---

\* Greenish, H. G., A text book of materia medica, page 453.

## Family CHENOPODIACEAE

## Genus CHENOPODIUM

## CHENOPODIUM AMBROSIODES L.

APOSÓTIS.

Local names: *Alpasótes* (Pampanga, Manila); *alpasóti* (Bontoc); *apasótes* (Union); *aposótis* (Pampanga, Tagalog, Bisaya); *pasótis* (Mindoro, Tagalog).

The top of the plant is official in the Austrian and Mexican Pharmacopoeias. The oil is used as a cure for worms.

*Chenopodium ambrosioides* is a branched herb nearly a meter in height, with angled stems. It has an aromatic odor when crushed. The leaves are 3 to 10 centimeters in length and have lobed margins. The flowers are very small.

This species is widely distributed in the Philippines, both cultivated and wild.

## Family MENISPERMACEAE

## Genus ARCHANGELISIA

## ARCHANGELISIA FLAVA (L.) Merr.

ABÚTRA.

A description of this species and its local names are given in the section on dyes.

This plant contains about 5 per cent of berberine.

## Family LEGUMINOSAE

## Genus ABRUS

## ABRUS PRECATORIUS L.

KANSASÁGA or PRAYER-BEAN.

A description of this species and its local names are given in the section on fibers.

The seeds of this species are official in the Spanish Pharmacopoeia, and the leaves in the Netherlandish Pharmacopoeia.

## Genus CAESALPINIA

## CAESALPINIA SAPPAN L.

SIBUKÁU.

A description of this species and its local names are given in the section on dyes.

The heartwood is official in the British Pharmacopoeia.

## Genus TAMARINDUS

## TAMARINDUS INDICA L.

SAMPÁLOK or TAMARIND.

A description of this species and its local names are given in the section on food plants.

The fruits are official in nearly all the twentieth-century pharmacopoeias. According to Greenish\* the pulp is used as an acid refrigerant and a gentle laxative.

### Family SIMARUBACEAE

#### Genus BRUCEA

#### BRUCEA AMARISSIMA (Lour.) Merr.

Local names: *Bogobogó* (Negros, Surigao); *magkapáyas* (Leyte); *paraíso, selte* (Basilan).

The flowers are official in the Netherlandish Pharmacopoeia.

*Brucea sumatrana* is a somewhat hairy shrub reaching a height of about 3 meters. The leaves are alternate and pinnate. The leaflets are pointed at the apex, rounded or pointed at the base, have prominently toothed margins, and are 4 to 10 centimeters in length. The flowers are small, reddish, and occur on axillary inflorescences. The fruits are oval and about 0.5 centimeter in length.

This species is distributed from central Luzon to southern Mindanao.

### Family EUPHORBIACEAE

#### Genus CROTON

#### CROTON TIGLIUM L.

#### CROTON-OIL PLANT.

A description of this species and its local names are given in the section on resins, gums, and oils.

The oil is official in all the twentieth-century pharmacopoeias. According to Greenish: \*

Croton oil is a powerful irritant, producing, when applied to the skin, a burning sensation and redness, followed by severe pustules; it is used, diluted, as a counter-irritant. Internally it is a very rapid drastic cathartic, and is given in certain cases of apoplexy.

#### Genus MALLOTUS

#### MALLOTUS PHILIPPENSIS (Lam.) Muell.-Arg.

#### BANÁTO.

A description of this species and its local names are given in the section on dyes.

The glands and hairs which cover the fruits are official in many pharmacopoeias. This substance, known as kamala, is an efficient remedy for tape-worm.

\* Greenish, H. G., A textbook of materia medica, page 122.

Genus **RICINUS****RICINUS COMMUNIS** L.                      TAÑGAN-TAÑGAN or CASTOR-OIL PLANT.

A description of this species and its local names are given in the section on resins, gums, and oils.

Castor oil, which is obtained from this plant, is official in all the twentieth-century pharmacopoeias.

Family **ANACARDIACEAE**Genus **ANACARDIUM****ANACARDIUM OCCIDENTALE** L.                      KASÚI or CASHEW NUT.

A description of this species and its local names are given in the section on resins, gums, and oils.

The leaves are official in the Mexican and the Netherlandish Pharmacopoeias.

Family **MYRTACEAE**Genus **EUGENIA****EUGENIA CUMINI** Druce.                      DÚHAT.

A description of this species and its local names are given in the section on food plants.

The bark is official in the Netherlandish Pharmacopoeia.

Genus **PSIDIUM****PSIDIUM GUAJAVA** L.                      BAYÁBAS or GUAVA.

A description of this species and its local names are given in the section on food plants.

The leaves of this species are official in the Netherlandish Pharmacopoeia.

Family **UMBELLIFERAE**Genus **CENTELLA****CENTELLA ASIATICA** (L.) Urban. (*Hydrocotyle asiatica* L.)

Local names: *Tagaditak* (Batanes Islands); *botbotónis* (Bontoc); *takaip* (Polillo); *takíp-kóhol* (Tagalog); *yabong-yabong* (Samar).

The leaves are official in the Mexican, Netherlandish, and Spanish Pharmacopoeias.

*Centella asiatica* is a prostrate, slightly hairy herb. The stem produces roots at the nodes. The leaves are rounded at the tip, kidney-shaped or heart-shaped at the base, and 2 to 5 centimeters in diameter. The petiole is very long. The flowers are dark purple, with petals about 1 millimeter in length.

This species is distributed in open places from Luzon to Mindanao and Basilan.

## Family SAPOTACEAE

## Genus PALAQUIUM

## PALAQUIUM spp.

The Philippine species which yield gutta-percha are described in the section on resins, gums, and oils.

Gutta-percha is official in many pharmacopoeias.

## Family LOGANIACEAE

## Genus STRYCHNOS

## STRYCHNOS IGNATII Berg. (Fig. I).

ST. IGNATIUS BEAN.

Local names: *Igasod* or *igasud* (Samar, Leyte, Surigao); *kabalón̄ga*, *leite*, *San Ignacio* (Surigao). \*

The seeds are official in the British, Mexican, and Spanish Pharmacopoeias. They are a source of strychnine. The demand for Saint Ignatius beans is small and the supply irregular. If there were a greater demand, they could probably be collected in considerable quantities.

*Strychnos ignatii* is a large, woody, forest vine. The leaves are opposite, oval, pointed at the tip, pointed or somewhat rounded at the base, prominently three-veined, and 8 to 20 centimeters in length. The fruit is rounded, pale yellowish and brown, and 10 centimeters or more in diameter. It contains a number of seeds, which are embedded in a soft pulp, having a squash-like odor. The fresh seeds are greenish straw-color, with a somewhat satin-like appearance.

This species has been reported from Samar, Leyte, Surigao, Agusan, and Lanao. It is a native of, and is confined to the Philippines.

## Family CONVULVACEAE

## Genus OPERCULINA

## OPERCULINA TURPETHUM (L.) S. Manso.

A description of this species and its local names are given in the section on fibers.

The roots and stems are official in the British, French, Mexican, and Spanish Pharmacopoeias.

## Family LABIATAE

## Genus OCIMUM

## OCIMUM BASILICUM L.

BALANÓI or SWEET BASIL.

A description of this species and its local names are given in the section on resins, gums, and oils.

The upper part of the plant is official in the French and





10 cm.

FIGURE 1. FRUIT OF STRYCHNOS IGNATII (ST. IGNATIUS BEAN).

Mexican Pharmacopoeias. The plant is aromatic and is used as a condiment.

Genus **ORTHOSIPHON**

**ORTHOSIPHON ARISTATUS** (Blume) Miq.

The leaves are official in the Netherlandish Pharmacopoeia. They are said to be a powerful diuretic.

*Orthosiphon stamineus* is a tall herb. The leaves are opposite, pointed at the tip, widest near the base, and have toothed margins.

This species has been reported from Luzon.

Family **SOLANACEAE**

Genus **CAPSICUM**

**CAPSICUM FRUTESCENS** L.

SFLI or CHILE PEPPER.

A description of this species and its local names are given in the section on food plants.

This species, frequently known as *Capsicum minimum*, is a source of Cayenne pepper; which is official in the British, Japanese, Mexican, and American Pharmacopoeias. According to Greenish,\* Cayenne pepper is used externally as a stimulant and counter-irritant, and internally to dispel flatulence and rouse the appetite.

Genus **DATURA**

**DATURA FASTUOSA** L. var. **ALBA** Nees. (Fig. 2).

TALONG-PÚNAI

Local names: *Kamkammaílau* (Union); *katsúbong* (Capiz); *talampúnai* (Manila, Rizal); *talong-púnai* (Bikol, Tagalog).

The leaves are official in the French, Japanese, and Netherlandish Pharmacopoeias and the seeds in the British Pharmacopoeia. The alkaloid content has been investigated by Brill.†

*Datura fastuosa* var. *alba* is a coarse, erect, branched, smooth or slightly hairy herb or tree-like shrub 0.5 to 2 meters in height. The leaves are 9 to 18 centimeters long, the apex pointed, the base inequilateral, the margins irregularly and shallowly lobed. The flowers are very large, axillary, and solitary. The calyx is green and about 6 centimeters long. The corolla is white, about 15 centimeters long, and 8 centimeters in diameter. The fruit is rounded, green, about 3.5 centimeters in diameter, covered with short, stout spines, and contains many seeds.

\* Greenish, H. G., A text book of materia medica, page 149.

† Brill, H. C., *Datura alba*. Philippine Journal of Science, Section A, Volume 11 (1916), page 257.



FIGURE 2. DATURA FASTUOSA VAR. ALBA (TALONG-PUNAI).

This species is common and widely distributed in the neighborhood of towns in the Philippines.

Genus SOLANUM

SOLANUM NIGRUM L.

KÓNTI OR BLACK NIGHTSHADE.

Local names: *Amti* (Bontoc); *bulagtáb* (Bisaya); *kalán̄ga* (Misamis); *kamakamatisan* (Tagalog); *kónti* (Tagalog); *lubi-lúbi* (Tagalog, Bikol, Bisaya); *malasile* (Samar); *naténg* (Batanes Islands, Benguet); *ónti* (Laguna).

The leaves are official in the French, Mexican, and Spanish Pharmacopoeias.

*Solanum nigrum* is an erect, branched, smooth or nearly smooth herb 1 meter or less in height. The stems are green and somewhat three-angled. The leaves are 5 to 8 centimeters long, pointed at both ends, the margins subentire or undulately toothed or lobed. The corolla is white and about 8 millimeters in diameter. The fruit is a dark purple or black, smooth, rounded berry about 5 millimeters in diameter.

This species is widely distributed in waste places from northern Luzon to southern Mindanao.

Family BIGNONIACEAE

Genus SESAMUM

SESAMUM ORIENTALE L. (*S. indicum* DC.)

LINGÁ OR SESAME.

A description of this species and its local names are given in the section on resins, gums, and oils.

The oil is official in many pharmacopoeias.

Family PLANTAGINACEAE

Genus PLANTAGO

PLANTAGO MAJOR L.

PLANTAIN.

Local names: *Lanting* (Bontoc, Manila); *llantén* (Spanish); *plantain* (English).

The leaves are official in the Mexican and Spanish Pharmacopoeias. They appear to be of little value.

*Plantago major* is a perennial herb the leaves of which occur in a rosette near the ground. They are 5 to 10 centimeters long, about five-nerved, with a petiole often as long as the leaf-blade. The spikes are 6 to 12 centimeters long, erect, slender, and have crowded flowers. The capsules are ovoid and about 3 millimeters long.

This species was introduced by the Spaniards and is now naturalized in some localities in Luzon.

## Family COMPOSITAE

## Genus ARTEMISIA

## ARTEMISIA VULGARIS L.

DAMÓNG-MARÍA or MUGWORT.

Local names: *Artamisa* (Bisaya); *damóng-maría* (Manila); *kamaría* (Tagalog); *gilbas* (Negros Oriental); *herbraka* (Bontoc).

The upper portion of the plant is official in the French and Swiss Pharmacopoeias.

*Artemisia vulgaris* is an erect, hairy, rank-smelling, often half-woody herb 50 to 80 centimeters in height. The leaves are pinnately lobed, 5 to 14 centimeters long, gray beneath, and nearly smooth above. The flowering heads are numerous, ovoid, 3 to 4 millimeters long, and occur in large numbers on branched inflorescences.

This species was introduced from Europe into the Philippines. It is widely distributed in cultivation and is thoroughly naturalized in some regions.

## Genus BIDENS

## BIDENS PILOSA L.

PURÍKET.

A description of this species and its local names are given in the section on food plants.

The leaves are official in the Netherlandish Pharmacopoeia.

## Genus BLUMEA

## BLUMEA BALSAMIFERA (L.) DC.

SAMBÓNG.

A description of this species and its local names are given in the section on resins, gums, and oils.

The leaves are official in the Netherlandish Pharmacopoeia.



POISONOUS PHILIPPINE PLANTS

By WILLIAM H. BROWN

77





## POISONOUS PHILIPPINE PLANTS

By WILLIAM H. BROWN

A large number of wild Philippine plants have been used for poisoning fish, others yield arrow poisons, and still others are used for poisoning dogs. The use of fish poisons is prohibited by law, so that these plants are of more scientific than practical interest. The use of arrow poisons is confined to a very few people belonging to wild tribes, and is also of little practical importance. For these reasons, local names and descriptions have not been given for these plants. The following account is little more than a list of poisonous plants known to have been used in the Philippines.

### Family MENISPERMACEAE

Genus ANAMIRTA

ANAMIRTA COCCULUS (L.) W. & A.

The powdered fruits of this species are put in water to kill fish. In preparing the poison, the fruit is heated until dry and then crushed and powdered. The fruits are poisonous not only to fish, but also to other animals.

### Family CONNARACEAE

Genus ROUREA

ROUREA ERECTA (Blanco) Merr.

The wood of *Rourea erecta* is poisonous. It is pounded, boiled, and mixed with the food of dogs in order to kill them.

ROUREA VOLUBILIS (Blanco) Merr.

The fruits of this vine are used for poisoning dogs.

### Family LEGUMINOSAE

Genus DERRIS

DERRIS ELLIPTICA (Roxb.) Benth.

The roots of this species are used to poison fish. Cattle have died from eating this plant.

DERRIS PHILIPPINENSIS Merr.

The roots of this plant are used as a fish poison. Cattle have died from eating this plant.

## Family EUPHORBIACEAE

## Genus ALCHORNEA

ALCHORNEA SICCA (Blanco) Merr.

The leaves and fruits are used for poisoning fish.

## Genus CROTON

CROTON TIGLIUM L.

The crushed leaves are used for poisoning fish.

## Genus FLUGEA

FLUGEA VIROSA (Roxb.) Bail.

The bark is used to poison fish.

## Genus HOMALANTHUS

HOMALANTHUS FASTUOSUS (Linden) F.-Vill.

The leaves are used for poisoning fish.

## Genus JATROPHA

JATROPHA MULTIFIDA L.

This plant is used as a fish poison.

## Family BUXACEAE

## Genus BUXUS

BUXUS ROLFEI Vid.

The fruits of this species are dried and finely cut, and then scattered on water as a fish poison.

## Family SAPINDACEAE

## Genus HARPULLIA

HARPULLIA ARBOREA (Blanco) Radlk.

The bark of this species is chopped fine and put in fresh-water streams to kill fish.

## Family STERCULIACEAE

## Genus KLEINHOVIA

KLEINHOVIA HOSPITA L.

In Marinduque the bark and leaves are used to poison eels.

## Family THEACEAE

## Genus TERNSTROEMIA

TERNSTROEMIA TOQUIAN (Blanco) F.-Vill.

The fruit and bark of this species are used for poisoning fish.

## Family LECYTHIDACEAE

## Genus BARRINGTONIA

**BARRINGTONIA ASIATICA** (L.) Kurz.

The bark and fruits of this tree are used as a fish poison.

**BARRINGTONIA ACUTANGULA** (L.) Gaertn.

The bark of this tree is used as a fish poison.

**BARRINGTONIA RACEMOSA** (L.) Blume.

The bark of this species is put in streams to poison fish. The fruits are used to poison wild pigs.

## Family ARALIACEAE

## Genus SCHEFFLERA

**SCHEFFLERA BLANCOI** Merr.

This species is used for poisoning fish.

## Family MYRSINACEAE

## Genus MAESA

**MAESA CUMINGII** Mez.

The bark of this species is used for poisoning fish.

**MAESA DENTICULATA** Mez.

The whole plant is used to stupefy fish, which are afterward collected from the surface of the water.

**MAESA LAXA** Mez.

The fruit of this species is used to poison fish.

## Family APOCYNACEAE

## Genus KICKXIA

**KICKXIA BLANCOI** Rolfe.

The bark and leaves of this species are used for killing fish.

## Genus STROPHANTHUS

**STROPHANTHUS CUMINGII** A. DC.

The bark is employed as an effective arrow poison.

## Genus VOACANGA

**VOACANGA GLOBOSA** (Blanco) Merr.

The pounded fruits are used to stupefy eels.

## Family VERBENACEAE

## Genus CALLICARPA

**CALLICARPA FORMOSANA** Rolfe.

The leaves of this plant are pounded and then used as a fish

poison. They are also sometimes eaten by cattle with fatal results.

**CALLICARPA CANA L.**

The leaves of this species are pounded and then used as a fish poison.

**CALLICARPA ERIOCLONA Sch.**

The leaves of this plant are used as a fish poison.

Family **COMPOSITAE**

Genus **BLUMEA**

**BLUMEA BALSAMIFERA (L.) DC.**

The leaves of this plant are used with other plants for poisoning fish. Their efficacy is questionable.

MISCELLANEOUS USEFUL WILD PHILIPPINE  
PLANTS

By WILLIAM H. BROWN

83



# MISCELLANEOUS USEFUL WILD PHILIPPINE PLANTS

## CONTENTS

	Page.
ILLUSTRATIONS .....	85
INTRODUCTION .....	87
DESCRIPTION OF SPECIES.....	87
Firewood .....	87
<i>Leucaena glauca</i> .....	87
Ink .....	90
<i>Phyllanthus reticulatus</i> .....	90
Lye .....	90
<i>Acanthus ilicifolius</i> .....	90
Paper Substitutes .....	90
<i>Homalomena philippinensis</i> .....	90
<i>Musa</i> spp. ....	92
Sphagnum .....	92
<i>Sphagnum</i> sp. ....	92
Tannins .....	92
<i>Pinus insularis</i> .....	92
<i>Weinmannia luzonensis</i> .....	93
<i>Pithecolobium dulce</i> .....	93
<i>Canarium luzonicum</i> .....	94
<i>Calophyllum inophyllum</i> .....	94
<i>Ardisia serrata</i> .....	95
Tobacco Substitutes.....	95
<i>Astilbe philippinensis</i> .....	95
<i>Solanum inaequilaterale</i> .....	96
Tree-fern Trunks.....	96
<i>Cyathea</i> spp. ....	96

## ILLUSTRATIONS

FIG. 1. Stand of ipil-ipil surrounded by cogon .....	86
2. Interior of 2-year-old ipil-ipil stand .....	86
3. Root system of ipil-ipil showing tendency to develop long taproots .....	89
4. Ipil-ipil sprouts 1 year old.....	89
5. Strip 10 by 50 meters in interior of 1-year-old sprout stand of ipil-ipil from which 4.4 cubic meters (1.2 cords) of firewood was cut .....	91
6. Two-year old stand of ipil-ipil. Yeild 125 cubic meters of firewood per hectare (13½ cords per acre) .....	91



FIG. 1. STAND OF IPIL-IPIL SURROUNDED BY KOGON.



FIG. 2. INTERIOR OF 2-YEAR-OLD IPIL-IPIL STAND.



# MISCELLANEOUS USEFUL WILD PHILIPPINE PLANTS

By WILLIAM H. BROWN

In preparing this bulletin, most of the useful forest plants are included in special sections. There are, however, a few which do not fit into any of the preceding sections, and which are brought together here for the sake of completeness.

## FIREWOOD

A large number of miscellaneous trees in the Philippines are used as firewood. The most important species are found in the mangrove swamps, and have been treated in a separate section. There is one dry-land species, *Leucaena glauca* (ipil-ipil), which deserves special mention. This species has been the subject of a special bulletin by Matthews, from which the following information is taken.

### Family LEGUMINOSAE

#### Genus LEUCAENA

LEUCAENA GLAUCA (L.) Benth. (Figs. 1-6).

IPIL-IPIL.

A description and figure of this species and its local names are given in the section on food plants.

Ipil-ipil never attains a large size, and a tree 25 centimeters in diameter and 10 meters tall would be exceptionally large. Even in stands which have not been cut for a long period, the average diameter of the trees would be about 10 centimeters, the stand as a whole not exceeding 10 meters in height. This species produces seeds in great abundance, the seeds germinate quickly, and even under adverse conditions the seedlings grow rapidly. The result is that the trees are usually found in dense stands which often contain no other species. The long slender poles are especially suited for the firewood needs of the Philippines.

Ipil-ipil is particularly valuable for planting in kogon areas as it can compete with the grass and, if not disturbed by fires, drive it out. About 25 liters of seed, if broadcasted, will plant a hectare. This should be done at the beginning of the rainy

season, and the grass should be burnt at the last possible moment before the rains begin. As the tree begins to shed seeds at the end of the first year, any vacant places will be filled; and by the end of the third year, ipil-ipil should fairly dominate the area and be well started toward the production of the first crop of firewood. Much quicker and better results would be obtained if the area were plowed once, just after the grass is burned. This would prevent the quick return of the grass and do away with the competition between the small trees and the fast-growing kogon, which often sets the crop back a year or more. Plowing would also give a much better seed bed and would result in a greater number of young plants at the start.

If the seeds cannot be had in sufficient quantities for broadcasting, they can be sown in seed spots, drills, or with a corn planter. If any of these methods are adopted, 5 to 10 liters of seeds will plant a hectare.

If ipil-ipil is planted in a grass area it should be protected from fires, as the burning of the surrounding grass would destroy the crop at any time up to the end of the third year, at which time the stands should be dense enough to prevent the entrance of fires.

The management of a closed stand of ipil-ipil is very simple. It would probably be most profitable to cut the stand every three years, when the trees should average 10 centimeters in diameter and 5 to 6 meters in height. The yield should average from 120 to 130 stacked cubic meters per hectare, which is equivalent to 13 or 14 cords per acre. The only rule necessary for the successful management of a stand would be to cut the stems at the lowest practicable height, preferably 10 centimeters or less, and to make the cuts as clean and smooth as possible so as not to damage the bark. It would appear that the cutting may extend over as large an area as is desired, as sprouts are developed at once and grow rapidly enough to preclude the entrance of undesirable species. Fires can be avoided by harvesting the stand during the rainy season.

In 1914, Matthews estimated that after allowing for compound interest at 5 per cent, a three years' rotation should give 39 per cent interest on the investment. With the present price of firewood, the rate should be greater.

*Leucaena glauca* has not only been grown successfully as a firewood crop, but has been of great advantage to the Bureau of Forestry in its reforestation projects as a nurse crop for forest trees.

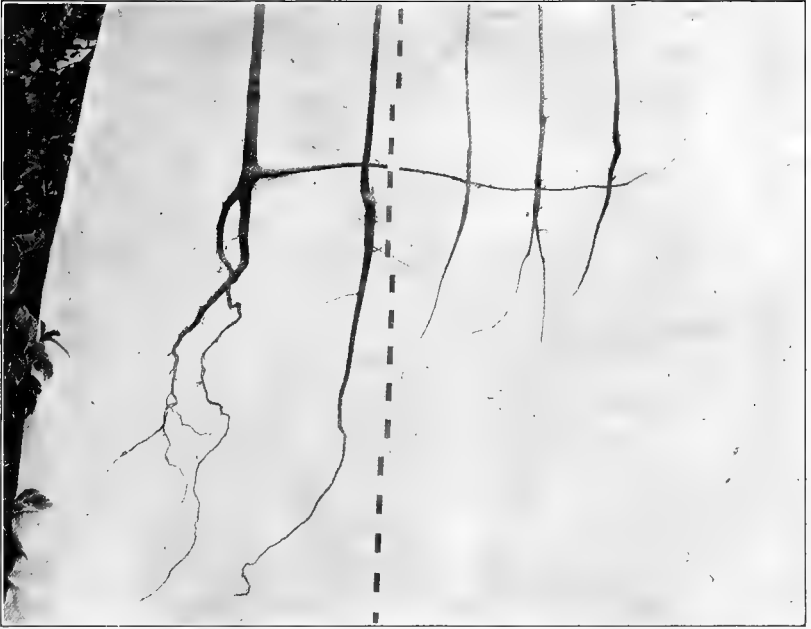


FIGURE 3. ROOT SYSTEM OF IPIL-IPIL SHOWING TENDENCY TO DEVELOP LONG TAPROOTS.



FIGURE 4. IPIL-IPIL SPROUTS, 1 YEAR OLD.

This species is distributed from Luzon to Mindanao and Palawan.

### Family MUSACEAE

#### Genus MUSA

MUSA spp.

WILD BANANA.

The leaves of a number of wild bananas are used extensively for polishing floors, for lining pots in which rice is cooked, for lining baskets and similar articles in which food is stored, and for wrapping various articles sold in markets and shops.

#### SPHAGNUM

### Family SPHAGNACEAE

#### Genus SPHAGNUM

This moss, which is extensively used in other countries for surgical dressings and for packing living plants, fish, eggs, etc., is of very little commercial importance in the Philippines. It occurs only at high altitudes, at and above elevations of 2,000 meters, and generally in inaccessible regions.

The supply of this moss in the Philippines is limited, and it would probably be cheaper to import the small quantity used than to attempt to collect it locally.

#### TANNINS

The most important commercial sources of tannin in the Philippines are the mangrove swamps, which have been treated in a separate section. The species which is locally used in greatest quantities is *Pithecolobium dulce* (kamachile). According to Gana, the mangrove swamps and *Pithecolobium dulce* yield the only barks used by Philippine tanners. Gana investigated a number of species and found a few which have commercial possibilities. These are mentioned in the following discussion.

### Family PINACEAE

#### Genus PINUS

PINUS INSULARIS Endl.

SÁLENG or BENGUET PINE.

A description and figure of this species and its local names are given in the section on resins, gums, and oils.

Gana \* examined the bark of this species as a tanning material and reported that it contained a very low percentage of

---

\* Gana, V. Q., Some Philippine tanbarks. Philippine Journal of Science, Section A, Volume 11 (1916), page 262.

tannin, 3.8. It gave a satisfactory leather of reddish tan with firm texture and good grain, but the process of tanning was slow. Gana believed that owing to the good quality of the leather produced and the availability of pine trees, the utilization of this bark as a tanning material was commercially important.

### Family CUNONIACEAE

#### Genus WEINMANNIA

#### WEINMANNIA LUZONIENSIS Vidal.

It has been found by the St. Louis College at Baguio that this species furnishes good tanbark.

*Weinmannia luzoniensis* is a tree reaching a height of 20 meters and a diameter of 50 centimeters. The leaves are opposite, and compound with three to seven leaflets, which are leathery, pointed at both ends, 4 to 10 centimeters in length, and with toothed margins. The flowers are fairly small, white or pinkish, and borne on racemes.

This species is found in the mountains of Luzon and is apparently fairly common in some localities.

### Family LEGUMINOSAE

#### Genus PITHECOLOBIUM

#### PITHECOLOBIUM DULCE (Roxb.) Benth.

KAMACHÍLE.

A description and figure and the local names of this species are given in the section on food plants.

Gana,\* who has made a study of Philippine tanneries, writes as follows concerning this species:

Camanchile bark is used almost exclusively by Filipino tanners, who prefer it on account of the light-colored leather it produces. Because of this demand the price of air-dried camanchile bark has risen as high as 10 pesos per 100 kilograms. The tree is widely scattered throughout the Islands, although nowhere systematically or extensively grown. The present annual consumption of bark amounts to about 1,500 tons. Exhaustion of the supply is threatened, as the trees are commonly killed by too extensive stripping of the bark. The bark is brownish gray and rough outside and reddish brown inside. It produces dull but light-colored leather, which reddens on exposure to light. An infusion of it contains a tannin of the catechol class, which gives a green-black precipitate with iron salts, a light brown precipitate with bromine water, and crimson line when in contact with one drop of concentrated sulphuric acid. Upon analysis a representative sample of the bark gave the following results,

\* Gana, V. Q., The leather industry of the Philippine Islands. Philippine Journal of Science, Section A, Volume 10 (1915), page 353.

calculated on water-free material: Total extract, 34.77 per cent; non-tannin, 9.41 per cent; tannin, 25.36 per cent.

Camanchile bark infusion soon ferments and decomposes in this climate, resulting in the destruction of tannins, the development of a disagreeable odor, and a thickening of the liquid due to a viscous gelatinous formation which accumulates and grows on the surface. A few experiments with phenol as a preservative showed that a concentration of 0.01 per cent does not check the fermentation appreciably, as in a control infusion the tannins were destroyed, the color became a deep wine red—at least three times as intense as the original red orange—a somewhat penetrating smell was given off, and a gelatinous formation and a slimy sediment developed, which made the infusion viscous. After four months the loss of tannin amounted to 15 per cent of the total tannin content. An infusion containing 0.1 per cent phenol at the end of the same period showed a practically unaltered tannin content and an acidity equal to 0.0714 gram acetic acid per 100 cubic centimeters. A little fermentation which soon ceased had produced some slimy sedimentation, but had not altered the appearance or odor of the clear supernatant infusion.

Camanchile bark contains irritating principles, which are believed by laborers in the tanneries to indicate roughly the strength of infusions. Infection of the eyes, producing weakening of the sight, and irritation and swelling of the lids are attributed to them.

## Family BURSERACEAE

### Genus CANARIUM

CANARIUM LUZONICUM (Bl.) A. Gray.

Pfl.

A description and figure of this species and its local names are given in the section on resins, gums, and oils.

According to Gana \* the bark of this species contains 7.8 per cent of tannin and gives a satisfactory leather, which is yellowish tan, with firm texture and good grain. The tanning process is slow. On account of the value of the nuts and resin produced by this species, Gana did not believe that the bark would be available on a commercial scale.

## Family GUTTIFERAE

### Genus CALOPHYLLUM

CALOPHYLLUM INOPHYLLUM L. BITÁOG OF PALOMARIA DE LA PLAYA.

A description and figure of this species and its local names are given in the section on resins, gums, and oils.

Gana \* found that the bark of this species contained 11.9

---

\* Gana, V. Q., Some Philippine tanbarks. Philippine Journal of Science, Section A, Volume 11 (1916), page 262.

per cent of tannin and that it gave a satisfactory leather similar to pine-tanned leather in color, texture and grain.

This species is fairly abundant. The trees are, however, widely scattered, and the collection of bark from those felled for lumber would be difficult and expensive.

### Family MYRSINACEAE

#### Genus *ARDISIA*

#### *ARDISIA SERRATA* (Cav.) Pers.

Local names: *Dapui* (Nueva Vizcaya); *labat, rukrukso* (Cagayan); *malaputat, panabon* (Pampanga).

It has been found by the St. Louis College at Baguio that this species furnishes good tanbark.

*Ardisia serrata* is a tree reaching a height of about 10 meters and a diameter of about 20 centimeters or more. The leaves are opposite, smooth, 10 to 22 centimeters long, 4 to 8 centimeters wide, pointed at both ends, and with rather small, pointed teeth along the margins. The flowers are fairly small, pinkish, and borne in considerable numbers on compound inflorescences. The fruits are round, about a centimeter in diameter, and contain a single round seed. When young the fruits are green, but as they ripen they turn red and finally black.

This species is distributed from northern Luzon to Mindanao and is apparently very common.

### TOBACCO SUBSTITUTES

### Family SAXIFRAGACEAE

#### Genus *ASTILBE*

#### *ASTILBE PHILIPPINENSIS* Henry.

KAUAN.

Local names: *Kauan* (Benguet); *tugtugi* (Bontoc).

This species is used by the Igorots for smoking. They sometimes mix with it a little tobacco.

*Astilbe philippinensis* is a hairy herb, 1 to 2 meters in height. The leaves are compound, with leaflets which are pointed at the tip, usually oblique at the base, and prominently toothed. The flowers are small and white, but are borne on large, conspicuous inflorescences.

This species has been reported only from the Mountain Province.

## Family SOLANACEAE

## Genus SOLANUM

## SOLANUM INAEQUILATERALE Merr.

Local names: *Tabaco-tabaco* (Lanao); *talantalogan* (Bukidnon).

The leaves of this shrub are used by the Moro-Subanuns for smoking.

*Solanum inaequilaterale* is a thorny shrub about 2 meters in height. The leaves are large and hairy, the margins toothed with large lobes. The fruits are borne in clusters and are bright scarlet.

## TREE-FERN\* TRUNKS

## Family CYATHEACEAE

## Genus CYATHEA

## CYATHEA spp.

Local names: *Atibangdál*, *marapáko* (Benguet); *manapo* (Benguet); *palañgó* (Camarines); *punit* (Samar).

The tree ferns are always ornamental; but, on account of climatic conditions, cannot be successfully planted in cities and towns at low altitudes.

The trunks of these ferns are very hard and durable, and for this reason are sometimes used for house posts. Owing to the peculiar arrangement of the very large vascular bundles, their durable qualities, and their hardness, which allows a rather high polish, sections of the trunk are often prepared for vases or other objects of utility such as pencil holders and even umbrella holders. The stems may be split, and the harder part used for inlaying or for making small ornamental boxes, frames, etc. In general, however, tree ferns occupy a distinctly inferior place in the list of Philippine economic plants.

The tree ferns are abundant in many parts of the Philippines, although they are rarely found at low altitudes except in regions where there is abundant rainfall.



# PHILIPPINE EDIBLE FUNGI

By OTTO A. REINKING

177674—7

97



# PHILIPPINE EDIBLE FUNGI

## CONTENTS

	Page.
ILLUSTRATIONS .....	101
INTRODUCTION .....	103
TYPES OF EDIBLE FUNGI.....	109
Family Auriculariaceae.....	109
Auricularia polytricha.....	110
Auricularia auricula-judae.....	112
Auricularia cornea.....	112
Auricularia tenuis.....	114
Auricularia brasiliensis.....	114
Auricularia moellerii.....	114
Family Tremellaceae.....	114
Tremella fuciformis.....	114
Family Hydnaceae.....	116
Hydnum spp. ....	116
Family Polyporaceae.....	116
Boletus spp. ....	116
Family Agaricaceae.....	116
Coprinus ater.....	117
Coprinus bryanti.....	117
Coprinus concolor.....	117
Coprinus confertus.....	118
Coprinus deliquescens.....	118
Coprinus flos-lactus.....	118
Coprinus ornatus.....	120
Coprinus plicatilis.....	120
Coprinus pseudo-plicatus.....	120
Coprinus revolutus.....	121
Coprinus rimosus.....	121
Coprinus stercorarius.....	121
Coprinus volutus.....	122
Panaeolus panaiense.....	122
Panaeolus pseudopapilionaceus.....	122
Lentinus exilis.....	124
Marasmius spp. ....	124
Cortinarius spp. ....	126
Volvaria esculenta.....	126
Agaricus argyrostectus.....	132
Agaricus boltoni.....	132
Agaricus luzonensis.....	132
Agaricus manilensis.....	134
Agaricus merrillii.....	134
Agaricus perfuscus.....	134



# PHILIPPINE EDIBLE FUNGI

## CONTENTS

	Page.
ILLUSTRATIONS .....	101
INTRODUCTION .....	103
TYPES OF EDIBLE FUNGI.....	109
Family Auriculariaceae.....	109
<i>Auricularia polytricha</i> .....	110
<i>Auricularia auricula-judae</i> .....	112
<i>Auricularia cornea</i> .....	112
<i>Auricularia tenuis</i> .....	114
<i>Auricularia brasiliensis</i> .....	114
<i>Auricularia moellerii</i> .....	114
Family Tremellaceae.....	114
<i>Tremella fuciformis</i> .....	114
Family Hydnaceae.....	116
<i>Hydnum</i> spp. ....	116
Family Polyporaceae.....	116
<i>Boletus</i> spp. ....	116
Family Agaricaceae.....	116
<i>Coprinus ater</i> .....	117
<i>Coprinus bryanti</i> .....	117
<i>Coprinus concolor</i> .....	117
<i>Coprinus confertus</i> .....	118
<i>Coprinus deliquescens</i> .....	118
<i>Coprinus flos-lactus</i> .....	118
<i>Coprinus ornatus</i> .....	120
<i>Coprinus plicatilis</i> .....	120
<i>Coprinus pseudo-plicatus</i> .....	120
<i>Coprinus revolutus</i> .....	121
<i>Coprinus rimosus</i> .....	121
<i>Coprinus stercorarius</i> .....	121
<i>Coprinus volutus</i> .....	122
<i>Panaeolus panaiense</i> .....	122
<i>Panaeolus pseudopapilionaceus</i> .....	122
<i>Lentinus exilis</i> .....	124
<i>Marasmius</i> spp. ....	124
<i>Cortinarius</i> spp. ....	126
<i>Volvaria esculenta</i> .....	126
<i>Agaricus argyrostectus</i> .....	132
<i>Agaricus boltoni</i> .....	132
<i>Agaricus luzonensis</i> .....	132
<i>Agaricus manilensis</i> .....	134
<i>Agaricus merrillii</i> .....	134
<i>Agaricus perfuscus</i> .....	134

## TYPE OF EDIBLE FUNGI—Continued.

	Page.
Family Agaricaceae—Continued.	
<i>Pleurotus ostreatus</i> .....	136
<i>Collybia albuminosa</i> .....	136
<i>Tricholoma tenuis</i> .....	138
<i>Lepiota candida</i> .....	138
<i>Lepiota chlorospora</i> (poisonous) .....	140
<i>Lepiota elata</i> .....	140
<i>Lepiota fusco-squamea</i> .....	140
Family Lycoperdaceae.....	142
<i>Lycoperdon lilacinum</i> .....	142
<i>Lycoperdon pusillum</i> .....	142
<i>Lycoperdon pyriforme</i> .....	144
<i>Scleroderma verrucosum</i> .....	144
PRECAUTIONARY MEASURES .....	144
USES AND METHODS OF COOKING.....	147

# PHILIPPINE EDIBLE FUNGI

## ILLUSTRATIONS

	Page.
FIG. 1. <i>Auricularia polytricha</i> (Mont.) Sacc. (Taiñgang-dagá.) Fresh, gelatinous specimen growing on a dead branch of a <i>Canarium</i> . Natural size.....	105
2. <i>Auricularia polytricha</i> (Mont.) Sacc. (Taiñgang-dagá.) The same specimen as Fig. 1, but dry and hard. Natural size .....	105
3. <i>Cortinellus shiitake</i> Schröt. Dried mushrooms from Japan. Purchased on Manila market. Natural size.....	107
4. <i>Auricularia polytricha</i> (Mont.) Sacc. (Taiñgang-dagá.) Upper surface of a large specimen. Natural size.....	111
5. <i>Auricularia polytricha</i> (Mont.) Sacc. (Taiñgang-dagá.) Lower surface of a large specimen. Natural size.....	111
6. <i>Auricularia auricula-judae</i> (Linn.) Schroet. Dried speci- mens sent from China and purchased in the markets of Manila and Los Baños, Philippine Islands.....	113
7. <i>Auricularia polytricha</i> (Mont.) Sacc. (Taiñgang-dagá.) Mass of fungi growing on dead branch. Width of largest specimen is 4 centimeters.....	115
8. <i>Auricularia polytricha</i> (Mont.) Sacc. (Taiñgang-dagá.) Group of fungi growing on dead stump. Natural size....	115
9. <i>Coprinus confertus</i> Copeland. Deliquescing stage. From Copeland, E. B., Bureau of Government Laboratories, Publication No. 28.....	119
10. <i>Coprinus friesii</i> Quelet. Grows on decaying <i>Cocos nucifera</i> trunks. Natural size.....	123
11. <i>Panaeolus</i> . Different stages of growth.....	123
12. <i>Lentinus exilis</i> Kl. growing on decaying stump of bamboo ( <i>Bambusa spinosa</i> Roxb.). Slightly below natural size....	125
13. <i>Lentinus squarrosulus</i> Mont. growing on dead stump. Natural size .....	127
14. <i>Volvaria esculenta</i> Bres. Upper surface. Note volva. Slightly reduced .....	128
15. <i>Volvaria esculenta</i> Bres. Under surface. Note volva. Slightly reduced .....	129
16. <i>Volvaria esculenta</i> Bres. Sun dried. Slightly reduced.....	131
17. <i>Agaricus boltoni</i> Copeland. Natural size. From Copeland, E. B., Bureau of Government Laboratories Publication No. 28 .....	133
18. <i>Agaricus merrillii</i> . Copeland. Natural size. From Cope- land, E. B., Bureau of Government Laboratories Publica- tion No. 28.....	135
19. <i>Pleurotus ostreatus</i> Jacq. Oyster mushroom. Natural size..	137

	Page.
FIG. 20. <i>Collybia albuminosa</i> (Berk.) Petch. Upper surface. Grown from termite nest.....	139
21. <i>Collybia albuminosa</i> (Berk.) Petch. Lower surface. Grown from termite nest.....	139
22. <i>Lepiota chlorospora</i> Copel. Poisonous. Various stages of development. Slightly reduced.....	141
23. <i>Lycoperdon lilacinum</i> (Mont. et Berk.) Speg. (Giant puff ball). Old, purpled, dried specimen. Too old to be eaten. Grows on soil. Reduced.....	143
24. <i>Scleroderma verrucosum</i> Pers. (Puff ball.) Grows on soil. Natural size.....	143
25. Fairy ring of edible fungi growing on lawn.....	145



## PHILIPPINE EDIBLE FUNGI

BY OTTO A. REINKING \*

Mushrooms and other edible fungi are an important forest by-product of the Philippine Islands. The culture of these useful fungi is not extensively practiced, but vast numbers are collected locally as they grow in the wild state. Instead of practicing definite cultural methods, as is done in Japan and China, the people of the Philippines depend upon imports to supply the general commercial demand. According to the Insular Collector of Customs, dried mushrooms in bulk were imported at the port of Manila during the year 1918 as follows: From China, ₱11,981, and from Japan ₱9,097. Canned mushrooms are also consumed in large quantities. The entire supply for home consumption could be easily produced in this country, by special methods, where conditions for growth and development are ideal.

The first grade of the *Auricularia* type of fungi sells on the Manila market for ₱3 a kilo, and the second grade for ₱1.80 a kilo. The price of the Japanese and Chinese form of *Cortinellus* varies from ₱2 to ₱4.40 a kilo according to the season. At these prices the latter fungi cost in a dried state, about two centavos each. Local Chinese merchants will pay ₱1.60 a kilo for a good grade of the *Auricularia* type of fungi grown in the Islands. With such prices the mushroom and edible fungus industry could be easily established to supply the local demand with home grown products.

Edible fungi grow wild abundantly in the forests on decaying wood. They are found also in small clearings and on lawns, where they derive their food from organic matter in the ground. One excellent form develops from abandoned termite nests. The common cultivated type, *Volvaria esculenta* Bres. is grown on piles of abaca, banana, or rice straw refuse which has been prepared in a shady and damp place such as in abaca and banana plantations or in old overgrown wood-lots. In China and Japan a more extensive system of culture is practiced. Shipments from China consist primarily of the dried *Auricularia* type. This fungus grows on decaying wood, everywhere in the Philippines. In the Tagalog regions it is known as taiñgang-dagá,

---

\* Professor of Plant Pathology, College of Agriculture, Los Baños.

meaning rat's ears, due to the general resemblance of the mushroom to the rat's ear. It is reddish brown to black, homogeneous, gelatinous, collapsing when dry and reviving when moistened (Figs. 1 and 2). The form generally shipped in the dry state from Japan is the *Cortinellus* type (Fig. 3). Similar fungi, just as good in flavor, can be produced in the Philippines.

Commercial attaché Julean Arnold,\* of Pekin, writes as follows in regard to mushrooms as an article of commerce in China.

The Chinese use many varieties of fungi in their dietary. Dried mushrooms are popular with Chinese everywhere. They are gradually assuming a position of importance in the export trade. In 1917, China exported 200 tons; it is likely that this amount includes fungi other than mushrooms, as the customs authorities probably do not distinguish. Foochow is the center of this trade. It exported to other ports in China and to foreign countries a total of 300,000 pounds of dried edible fungi. They are grown in the mountainous district in the interior of Fukien, on hardwood logs felled for the purpose. Incisions are made in the logs, liquid manure is poured over the incisions, straw is covered over them, and when this is well rotted the fungi spring forth.

In Japan even more scientific methods of culture are practiced. Mimura,† forest expert of Japan, comments on mushrooms culture in, Notes on "Shiitake," (*Cortinellus Shiitake* Schröt.)

The Shiitake mushroom which is an important forest by product to this country, is produced to the extent of 2,000,000 kilograms a year, of which annually over 700,000 kilos valued at \$500,000 are exported. The study of this important product in the forest industry should not be disregarded.

#### I. SHIITAKE CULTURE AS HITHERTO KNOWN.

The Shiitake is known to have been used as a nutritious article of food for over 1,000 years. The people in ancient times seem to have learned how to grow Shiitake having noticed its occasional appearance on fallen trunks and rotten woods after fall of rain. They, then, began to fell trees in autumn, on which the mushroom grows better than the trees felled in other seasons and lately they learned to grow the mushrooms by the so-called "soak and strike" methods. The Shiitake is a saprophyte and the wood on which it is to be grown should become thoroughly seasoned. The Shiitake can grow on almost any broad-leaved tree trunk, but it is mostly grown on the wood of oak or birch. In the case of deciduous trees, they should be felled early in the fall, evergreen oaks

---

\* Arnold, Julean. Mushrooms as an article of commerce. Daily Consular and Trade Reports, No. 299, pages 1117-1118, December., 1918. Washington, D. C.

† Mimura, Shozaburo. Notes on "Shiitake" (*Cortinellus Shiitake* Schröt.) culture. Extracts from the Bulletin of the Forest Experiment Station, Meguro, Tokyo, Bureau of Forestry, Department of Agriculture and Commerce, Tokyo, Japan, pages 109-114. 1915.



FIGURE 1. AURICULARIA POLYTRICHA (TAINGANG-DAGA) FRESH SPECIMEN. NATURAL SIZE.



FIGURE 2. AURICULARIA POLYTRICHA (TAINGANG-DAGA) THE SAME SPECIMEN AS FIG. 1, BUT DRY AND HARD. NATURAL SIZE.

should be felled in the mid-winter, and both cut into sticks 2 meters long. The bark should be cut to accelerate incisions as the "arrangement of leaf." The well-seasoned wood so prepared is then piled up in shady places and covered them with leaves and branches of the tree so as to ensure successful development of spores. In the old method the people attached much importance to the time of felling trees and the place in which the billets are piled. The cause of the parasitic fungus, however, remained little known among the country people and consequently no artificial inoculation was ever tried prior to 1903, when the author undertook for the first time close study of the nature of the mushrooms as well as of its spores and mycelium. The result is the inoculation of spores and mycelium on seasoned wood was successful. The particulars of the work so effected have appeared in the "Journal of the Forestry Society of Japan" of April, 1904.

#### IV. ECONOMICAL METHOD OF SHIITAKE CULTURE.

We have so far described the nature of spore and mycelium of the Shiitake mushroom and can immediately proceed to set forth a rational mode of culture. Such the method would not pay if tried as a secondary industry in the country and we shall here below give the details of the method found practicable in our own experiment.

##### (a) INOCULATION WITH BILLETS ON WHICH MUSHROOMS HAD GROWN.

The starch within the leaves of a tree generally moves toward the roots at the end of autumn, hence, trees felled in the autumn are naturally richer in starch. Further, the billets obtained from trees felled between the fall and the time of budding in spring firmly kept their bark. Billets, rich in starch and with a good bark covering are the most favorable for culture of mushroom. Therefore deciduous trees to be used in the culture should be felled before the fall of the leaves in localities, where there is no deep snow while in regions where snow falls heavily, trees should be felled early before spring buds set in. The felled trees should be cut into appropriate lengths and well dried. The dried billets are then taken to a wet shady place, and among them the billets that already bore mushrooms are inserted. The spores from the mushrooms grown on the mother billets disseminate on the fresh billets and so ensure successful inoculation. The matured billets give ordinarily a harvest of mushrooms both in spring and autumn. Previous to the season, however, the billets should be kept in water for 24 hours and then struck heavy blows on both ends, the practice being termed "soak and strike." After this operation, mushrooms will appear only 1 week.

##### (b) DISSEMINATION OF THE SPORE.

Mushrooms grown in spring are generally collected when the fruitbody has fully developed. They are much used for home consumption and are termed "Spring mushrooms" ("Haruko"). The "Winter mushrooms" ("Toko") are collected in the late of autumn or early in winter before the cap (thallus) is fully developed. They are much sought for in the Chinese market. Both kinds of mushrooms should immediately after collection be dried either in the sunlight or by fire, any delay in this work spoiling the flavor of the product. During the drying, spores fall in quantities from the matured caps and they should of course be collected for use in dissemination. For this purpose, rotten wood is ground



FIGURE 3. CORTINELLUS SHIITAKE. DRIED MUSHROOMS FROM JAPAN. PURCHASED IN MANILA. NATURAL SIZE.

into a meal and strewn over the mats on which mushrooms are placed for drying. The same meal loaded with spores may be used many times for this end. The mixture thus obtained is kept and can be used in inoculation by mixing with water and sprinkling it upon fresh billets.

(c) PROPAGATION BY MEANS OF MYCELIUM.

It is impossible in practice to obtain mycelium as is done in culture. The most convenient method to obtain them is to remove the outer coating of old billets that have been used in mushroom growth. The rotten part of the wood in which mycelium is abundantly found is ground into a meal. This meal is mixed with water and be spread on fresh Konara billets. The work is best done in winter when strong mycelium able to resist the cold can be produced.

The mushroom can be propagated by inoculation, but the method is of so scientific that is could hardly be comprehended by country people who remained ignorant of the possibility.

After the results of study of spores and mycelium of the mushroom made by us became fully known, they gave a great impetus everywhere to the culture of Shiitake. An increase of over 20% in amount was obtained by the adoption of the methods. Not only this but in districts where Shiitake culture had hitherto failed, the success was obtained as elsewhere by the adoption of our new method. There is no doubt that the artificial inoculation of the mushroom as now carried on throughout country redounds to the credit of this discovery and adds to success of the forest industry.

## V. CONCLUSION.

The spore of mushrooms loses its germinative power after a short interval, so it should be used immediately after collection and this is best done by inserting "mother billets" among the new billets to be used in culture.

The spore of the winter mushroom resists the cold well and therefore spores grown late in winter by the "soak and strike" method may be used in propagation to advantage.

Mycelium grown on mother billets is also available for propagation. To this end, old mother billets declining the growth of mushrooms should be made into meal, and this meal, mixed with water, should be spread on fresh billets. This is best done late in winter or early in spring.

As the mushroom can be propagated either by the spore or by mycelium, there is no place where the culture cannot be carried on, contrary to the belief generally held prior to our investigations.

With culture methods essentially like those practiced in China and Japan enough mushrooms could be produced not only for home consumption, but also for export trade.

In the discussion of the edible fungi of the Philippines particular stress is placed on those forms that can be used commercially. Since a large number of other delicious mushrooms are commonly found during the rainy season, the most important of these are also described. The paper takes up the fungi in their systematic arrangement and not according to their economic importance.

In the Tagalog provinces the general name for all edible mushrooms is *kabuti*. Specific names are applied to particular forms, often according to the place in which they are produced. *Kabuteng mamarang* is the meadow mushroom; *kabuteng ginikan* is the mushroom grown on the rice straw; *kabuteng saging* is the one growing on bananas; *kabuteng taiñgang dagá* is the common rat's ear fungus or the so-called Jew's ear in America. *Bukui* and *kulat* are terms also applied to rather leathery fungi. In Pampanga the ordinary umbrella like mushroom is called *kuat* or *payung-payuñgan*, and the rat's ear type commonly known as *bukui* is frequently termed *balugbug daguis*. In Kalinga Province it is called *taliñga ti otot*; in Leyte, *ulaping*; in Negros and Iloilo, *ohóng*; in Camarines, *tobo*; in Zambales, *dakaakan*; in Cagayan and Isabela, *karuku*.—In Pangasinan and Iloko dialects the word *óng* is used.

The following fungi are most generally eaten and many could be grown on a commercial scale.

### Family AURICULARIACEAE

#### Genus AURICULARIA

Hymenium inferior, distantly and vaguely ribbed and plicate, swollen when moist, and rather tremelloid, collapsing when dry. Spores oblong, hyaline.\*

The genus *Auricularia* is found generally throughout the Philippines as well as throughout the entire world. The fungi are commonly called taiñgang-dagá or rat's ear in the Tagalog dialect and Jew's ear in America. All forms are foliaceous, gelatinous plants when moist and leathery when dry. The spore bearing body, or hymenium, is normally on the lower side.

The *Auricularia* types may be purchased in the markets of almost every large town in the Philippines. Large shipments are imported each year from China. In many of the famous Chinese dishes the taiñgang-dagá is always present along with other vegetables and meat. It is shipped in the dry state, as one of the characters of the fungus is that it dries into a hard brittle form, but upon soaking, it again assumes its normal gelatinous character. These fungi are not very highly esteemed by Europeans, for when cooked they are tough and lack flavor.

While the fungi grow as luxuriantly in the Philippines as in any other part of the world, little commercial use is made of

\* Descriptions of genera have been taken from Cooke, M. C. Handbook of Australian Fungi. 1892.

them. The people seem to prefer to purchase the forms shipped in from China. The fungus grows readily on any type of rotting branches. The writer has cultivated them, back of his laboratory near a creek, with comparative ease (Figs. 7 and 8). As will be seen from the following account, the various forms are not at all particular as to the species of wood upon which they will grow. In the culture work the primary point to be considered is that an abundance of moisture must always be present. A location in a dense jungle near a creek is ideal.

Except for slight variations, all edible forms are distantly and vaguely ribbed and plicate, swollen, and somewhat tremeloid when moist, with a violet brown color, and collapsing and becoming hard when dry. They may also be cup-shaped. The following species are edible.

#### AURICULARIA POLYTRICHA (Mont.) Sacc.

*Auricularia polytricha* is a tropical form of *Auricularia auricula-judae*. Frequently the *A. polytricha* assumes a large form, measuring from five to fifteen centimeters in diameter (Figs. 4, 5, 7, and 8). The usual forms measure five centimeters in diameter. They are rather thin, leathery, lobed plants with none, or a very short stalk. The designation of rat's ear or taiñgang-dagá is rather appropriate as the fungus assumes this general shape. *Auricularia polytricha* merges into the *Auricularia auricula-judae*. The former type is, however, usually thicker with longer hairs and frequently more purplish than the temperate zone form.

*Auricularia polytricha* develops in abundance and has been grown by the writer on the following woods:

*Acacia farnesiana* (Linn.) Willd., *Alangium longiflorum* Merr., *Aleurites moluccana* (Linn.) Willd., *Allaeanthus luzonicus* (Blanco) F.-Vill., *Allamanda cathartica* Linn., *Annona muricata* Linn., *Annona reticulata* Linn., *Annona squamosa* Linn., *Antidesma ghaesembilla* Gaertn., *Bambusa* spp., *Bauhinia malabarica* Roxb., *Bixa orellana* Linn., *Canarium villosum* (Miq.) F.-Vill., *Castilloa elastica* Cerv., *Citrus maxima* (Burm.) Merr. (*Citrus decumana* Linn.), *Cleidion javanicum* Blume, *Clerodendron minahassae* Teysm. and Binn., *Coffea arabica* Linn., *Columbia serratifolia* Blanco., *Cordia myxa* Linn., *Diplodiscus paniculatus* Turcz., *Elaeis guineensis* Jacq., *Ficus angustissima* Merr., *Ficus benjamina* Linn., *Fluggea virosa* (Roxb.) Baill., *Garcinia binucao* (Blanco) Choisy, *Gliricidia maculata* HBK., *Gliricidia sepium* (Jacq.) Steud., *Graptophyllum pictum* (Linn.) Griff., *Hevea brasiliensis* (HBK.) Muell.-Arg., *Koordersiodendron pinnatum*





FIGURE 5. AURICULARIA POLYTRICHA. (TAINGANG-DAGA). LOWER SURFACE OF A LARGE SPECIMEN. NATURAL SIZE.



FIGURE 4. AURICULARIA POLYTRICHA. (TAINGANG-DAGA.) UPPER SURFACE OF A LARGE SPECIMEN. NATURAL SIZE.

(Blanco) Merr., *Lagerstroemia speciosa* (Linn.) Pers., *Leucaena glauca* Benth., *Litsea glutinosa* (Lour.) C. B. Rob., *Mangifera indica* Linn., *Manihot utilissima* Pohl., *Parkia javanica* (Lam.) Merr. (*Parkia timoriensis* (DC.) Merr.), *Solanum grandiflorum* Ruiz et Pav., *Streblus asper* Lour., *Sumbavia rottleroides* Baill., *Tamarindus indica* Linn., *Tecoma stans* (Linn.) Juss., *Tectona grandis* Linn. f., and *Theobroma cacao* Linn.

#### AURICULARIA AURICULA-JUDAE (Linn.) Schroet.

*Auricularia auricula-judae* is also found on dead branches. From a standpoint of edibility, to the ordinary layman, there is no difference from the other of *Auricularia*. The *A. auricula-judae* type is present in greater abundance in the temperate regions. It usually does not attain the size of the tropical form and is lighter in color, being light brown to gray. The shipments of fungi from China are primarily composed of *Auricularia auricula-judae*. When dry they are hard and brittle (Fig. 6), but upon being moistened they become soft and rather gelatinous. The quality is approximately the same as *A. polytricha*. *A. auricula-judae* has been successfully grown by the writer on the following woods:

*Alstonia scholaris* (Linn.) R. B., *Annona muricata* Linn., *Annona reticulata* Linn., *Artocarpus* sp., *Bixa orellana* Linn., *Caesalpinia sappan* Linn., *Capparis* sp., *Clerodendron minahassae* Teysm. et Binn., *Diplodiscus paniculatus* Turcz., *Evodia* sp., *Ficus* spp., *Fureraea gigantea* Vent., *Gliricidia sepium* (Jacq.) Steud., *Hibiscus* sp., *Jatropha curcas* Linn., *Lansium domesticum* Correa, *Leucaena glauca* Benth., *Mangifera indica* Linn., *Manihot utilissima* Pohl, *Melia azedarach* Linn., *Parmeria* sp., *Pterocarpus indicus* Willd., *Streblus asper* Lour., *Strychnos nux-vomica* Linn., *Tabernaemontana pandacaqui* Poir., and *Triumfetta bartramia* Linn.

#### AURICULARIA CORNEA Ehrenb.

According to C. G. Lloyd, *Auricularia cornea* is not distinct from *Auricularia auricula-judae*, but is a younger stage, smaller, and paler colored. This fungus is quite common in the Islands and from field observations it appears to be the same, only an immature form of either *Auricularia auricula-judae* or more probably *Auricularia polytricha*. The writer has grown it successfully on the following woods which were placed in a damp location near the river in the rear of his laboratory:

*Aglaia* sp., *Alangium chinense* (Lour.) Rehd. (*Alangium begoniifolium* Baill.), *Albizia acle* (Blanco) Merr., *Aleurites*



FIGURE 6. AURICULARIA AURICULA-JUDAE (TAINGANG-DAGA) DRIED SPECIMENS FROM CHINA. NATURAL SIZE.

177674—8

*moluccana* (Linn.) Willd., *Allaeanthus luzonicus* (Blanco) F.-Vill., *Annona muricata* Linn., *Annona reticulata* Linn., *Clerodendron minahassae* Teysm. et Binn., *Erioborhya japonica* (Thunb.) Lindl., *Erythrina fusca* Lour., *Ficus hawili* Blanco, *Jatropha curcas* Linn., *Mallotus molliccanus* Muell.-Arg., *Melochia arborea* Blanco, *Mussaenda philippica* Rich., *Psidium guajava* Linn., *Pterocarpus echinatus* Pers., *Pterocarpus indicus* Willd., *Sapindus saponaria* Blanco, *Solanum verbascifolium* Linn., *Streblus asper* Lour., *Tecoma stans* (Linn.) Juss., *Theobroma cacao* Linn., *Trema amboinensis* (Willd.) Blume, *Urena lobata* Linn., *Vitex negundo* Linn., and *Voacanga globosa* (Blanco) Merr.

#### AURICULARIA TENUIS Lév.

*Auricularia tenuis* is rather common and can be used directly with the other forms. It is thinner, not so cup-shaped, smoother, and lighter in color than the common *Auricularia polytricha*. As to quality it compares favorably with the rest.

The writer has grown this species successfully on the following woods:

*Bambusa* spp., *Columbia serratifolia* Blanco., *Cratoxylon* sp., *Diospyros* sp., *Diplodiscus paniculatus* Turcz., *Euphorbia hypericifolia* Linn., *Ficus* spp., *Leucaena glauca* Benth., *Meliaceae* Indet., *Parinarium* sp., *Psidium guajava* Linn., *Pterocarpus* sp., *Pterospermum obliquum* Blanco., and *Zea mays* Linn.

#### AURICULARIA BRASILIENSIS Fr.

*Auricularia brasiliensis* is a rare, smooth, tropical form of taiñgang-dagá. It has been grown successfully on *Prosopis vidaliana* Naves.

#### AURICULARIA MOELLERII Lloyd.

*Auricularia moellerii* is also a form of *Auricularia auricula-judae*. The former fungus differs primarily in having a strongly reticulate hymenium. It is not common.

### Family TREMELLACEAE

#### Genus TREMELLA

Pulvinate or affused, brain like; spores, conidia, and sporidiola, globose or ovoid, always continuous. Gelatinous, tremellous, immarginate, hymenium not papillate, surrounding the whole of the fungus.

#### TREMELLA FUCIFORMIS Berk.

*Tremella fuciformis* is a common white form of *Tremella* found in the tropics. It is characterized by being caespitose,



FIGURE 7. AURICULARIA POLYTRICHA (TAINGANG-DAGA) ON DEAD BRANCH.  
NATURAL SIZE.



FIGURE 8. AURICULARIA POLYTRICHA (TAINGANG-DAGA) ON DEAD STUMP.  
NATURAL SIZE.

and may attain a size of about five centimeters high, and the entire cluster fifteen centimeters in width. The fungus is repeatedly lobed or furcate; with the lobes, except the last, dilated in a fan-like manner. A cock's comb effect is produced. It grows readily on dead wood and has been found on dead branches of *Koordersiodendron pinnatum* (Blanco) Merr., and *Caesalpinia pulcherrima* (Linn.) Sw. It is homogeneous, gelatinous, collapsing when dry, reviving when moistened. The fungus is not abundant enough to be of any commercial importance, but when found it is highly prized by those who are in the habit of eating these forms. It is lacking in flavor, otherwise being rather soft, and is frequently used especially by the Chinese in the preparation of various dishes.

*Tremella foliaceae* Fr. may also be found growing on dead wood.

### Family HYDNACEAE

#### Genus HYDNUM

Hymenium inferior, aculeate, spines subulate, separate at the base. Fleshy or woody fungi, stipitate, sessile or resupinate.

A number of species of *Hydnum* grow in the Philippines and the fleshy ones are edible. Usually they are too small to be of any economic importance.

### Family POLYPORACEAE

#### Genus BOLETUS

Hymenium tubular, distinct from the hymenophore and easily separable. Tubes crowded in a porose stratum, without trama, easily separable from each other. Mouth of the tubes round or angular, except in a subgenus, sinuous. Spores normally fusiform, rarely oval or subglobose. Terrestrial putrescent fungi.

The *Boletus* fungi have a pileus or cap with pores underneath, and a stem. Few of these forms are found in the Philippines, but all present are edible.

### Family AGARICACEAE

#### Genus COPRINUS

Hymenophore distinct from the stem, gills membranaceous, at first crowded, coherent, sessile, at length deliquescing into a black fluid, trama none. Spores even black.

The inky caps belonging to the *Coprinus* group are all edible and found in abundance. The fungi are characterized by their ovate cap, somewhat expanded, dark gray to brownish, smooth

or with scales (Fig. 10). The gills are broad, crowded, white, later pinkish, finally black and changing into an inky fluid. The stem is smooth, shining, whitish, and hollow. The annulus or ring about the stem may disappear. They become liquid or deliquesce when old and never dry naturally. The members of this group are frequently found growing in abundance on decaying vegetative matter and on manure piles. Various forms have been described and are given below. The descriptions given have been taken primarily from those by Copeland.\*

**COPRINUS ATER** Copel.

*Coprinus ater* has a pileus which at first is obtusely conical, later becoming plane. It is 14 millimeters broad with a tawny disk, varying from the periphery from dark gray to very black. Minute, deciduous, dark-brown scales are produced on the top. The flesh is thick, with gills free, narrow, and black. The spores are black, 15 by 9 microns, and are exstipitate. The stipe is fistulose, smooth, white, equal or narrowed upward, and at most 5 centimeters high, and 1.5 millimeters thick, but most often 2.5 centimeters high and 0.8 millimeter thick. The fungus is odorless with a fairly agreeable taste and grows on horse manure.

**COPRINUS BRYANTI** Copel.

*Coprinus bryanti* has a pileus which passes from white through brown to black, and is smooth, campanulate, 6 to 8 millimeters high and 5 millimeters wide. Its gills are free, but touching the stipe, from 1 to 1.5 millimeters deep, dark brown, and obtuse. The stipe is straight, white and solid, from 2.5 to 3 centimeters high and 1.5 millimeters thick. It is thick, equal, smooth, substriate at the top, with the base scarcely thickened and surrounded by white hairs 1.5 millimeters long. The veil is obsolete. The spores are smooth, brown, 8 by 4.5 microns, with hyaline truncate apexes. The cap is thin, odorless, and fine flavored. This species may grow on rotted wood, being collected from a rotted *Ficus* trunk.

**COPRINUS CONCOLOR** Copel.

*Coprinus concolor* is characterized by a conical pileus with spreading margin, about 2.5 centimeters high and wide. It is subfleshy, brown, very smooth, naked, and deliquescing first at the lacerate margin. The disk is brownish and subumbonate,

---

\* Copeland, Edwin Bingham. II. New species of edible Philippine fungi. Department of Interior, Bureau of Government Laboratories Publication No. 28, pages 141-146, July, 1905.

with gills 2 millimeters deep, free, crowded, obtuse, remaining a long time pale and then turning dark first at their edges. The spores are dark brown and 8 by 4.5 microns. Cystidia are wanting. The stipe is about 9 centimeters high, and 5 millimeters thick or a little more at the base. It is white or brownish-smooth, hollow, and without an annulus. No odor is observed and the taste is mild. They are eaten by the Bagobos, who call them ligbuk. The fungi grow terrestrial in the forest.

**COPRINUS CONFERTUS** Copel.

*Coprinus confertus* is gregarious and caespitose, varying greatly with the weather. The pileus is fleshy, conical, and when grown in dry weather it is very thick. Oppressed, whitish, cottony flakes cover the cap, the margin of which is entire or cleft a few times. During rainy weather, it is thinner and clothed with an evanescent, silky net, and is grayish black, striate, with a tawny or stramineous disk, and lacerate margins. The gills are grayish-black, crowded, lanceolate, free, but close. The spores are ovate, truncate, black, and measure 14 to 16 by 7.5 to 9 microns. The stipe is white, smooth, hollow, and in dry weather turbinate, 2.5 centimeters high, 1.5 centimeters thick, but when rainy it is as much as 16 centimeters high, and 6 to 15 millimeters thick. The base may be slightly subbulbose and has a strong radical cord. The fungus grows on horse manure. (Fig. 9.)

**COPRINUS DELIQUESCENS** (Bull.) Fr.

*Coprinus deliquescens* has a submembranaceous pileus, which is ovato-campanulate, then expanded, being 8 to 11 centimeters broad, and 4 to 5 centimeters high. It is subrepand, broadly striate, smooth, with a top studded with innate papillae. The stem is hollow, corticate, smooth, and 11 centimeters long, 4 to 8 millimeters thick, at length remote, and linear. The spores are lurid black and 12 by 8 microns. This species grows on old stumps.

**COPRINUS FLOS-LACTUS** Graff.<sup>1</sup>

*Coprinus flos-lactus* grows solitary to gregarious. The pileus is hemispheric, with age becoming flatly expanded. It is 2.5 to 4 centimeters in diameter, a light creamy brown and remnants of a universal veil remain as a few scattered floccose scales. It is sulcate with the margin entire at first, but later splitting. While young the cap is crisp and brittle, crumbling

<sup>1</sup> Graff, Paul W., Philippine Basidiomycetes, II. The Philippine Journal of Science, Section C, Vol. 9 (1914), pages 235-254.





FIGURE 9. *COPRINUS CONFERTUS*. DELIQUESCING STAGE.

on being handled, and on becoming mature tends more toward drying up than deliquescing. The lamellae are pale-gray at first, but later change through grayish-brown to dark brownish-black. The darkening begins first at the margin of the pileus and slowly advances toward the center. The edges of the gills usually remain conspicuously white even at maturity. They are slightly adherent to the stipe at first, and then become free after the pileus has become expanded. It is 3 millimeters broad at the broadest part, and somewhat obtuse at either end. The stipe is cylindrical and of an equal diameter throughout, being 2.5 to 3.5 centimeters long, and 3 to 4 millimeters thick. It is shining white, hollow, fibrillose, with an unthickened base. The spores are ovoid to pyriform, very dark brown at maturity, smooth, 3.5 to 5.5 by 7.5 to 11.5 microns, and are vacuolate usually with a single vacuole. The basidia are clavate, 9 by 23 microns, and the sterigmata are 4 microns long. The fungus grows on burned over ground.

**COPRINUS ORNATUS** Copel.

*Coprinus ornatus* is characterized by having a pileus which is campanulate to broadly conical, obtuse, 12 millimeters wide and sulcate. The disk is tawny, ornately beset with dark brown granules. The periphery is smooth or pulverulent, changing from white or tawny to black. The gills are 7 millimeters long, 1.2 millimeters deep, and have no cystidia. The spores are black and 10 by 7 microns. The stipe is straight, 2.5 centimeters or less high, and 1 millimeter thick. It is equal or slightly contracted upward, smooth, white or hyaline, with a ferruginous base, and is scarcely hollow. It is odorless and has a fair flavor. The fungus grows on rotted wood of various kinds.

**COPRINUS PLICATILIS** (Curt.) Fr.

*Coprinus plicatilis* has a pileus that is very thin, oval, cylindrical at first, then expanded, and 1 to 2.5 centimeters broad. The cap has a tendency towards splitting and is sulcato-plicate, somewhat smooth, with a broad disc which finally is depressed. The stem is equal, smooth, white, and 2 to 8 centimeters long. The gills are adnate to a distinct collar, and are distant, and grayish black. The spores are 12 to 14 by 8 to 10 microns. This species develops in pastures and on horse dung.

**COPRINUS PSEUDO-PLICATUS** Copel.

*Coprinus pseudo-plicatus* has a pileus which is early flattened out, about 3 centimeters wide, being thin, at first scaly, and becoming black because of its thinness. It is deeply split down-

ward through the gills, making the structurally entire margin cuspidate-dentate. The disk is brown, subumbonate, or in age concave. The gills number about sixty, are 3 millimeters deep, adnate to a narrow collar, and black or pale after the spores are cast. The spores are obtuse, thickest toward the base, black, and measure 20 to 22 by 11 to 12 microns. The basidia are 30 microns high, disposed regularly over the hymenium, and 15 to 20 microns apart. The stipe is 10 centimeters or less high and 1 to 4 millimeters thick. It is equal, straight, smooth, and hollow. The fungus grows on horse manure and rotted leaves.

**COPRINUS REVOLUTUS** Copel.

*Coprinus revolutus* has a pileus 2 centimeters or less wide, which passes from campanulate through plane to broadly revolute. The disk is flat and brown-granulose with a sub-furfuraceous and sulcate periphery. The gills number up to seventy or less and barely touch the stipe. They are narrow, acute at both ends and black. The spores are black, apical at the base, and measure 11 to 13 by 8 microns. The stipe is about 10 centimeters high, 1 to 1.5 millimeters thick at the top, 2 to 2.5 millimeters toward the base, and is white, hollow, fragile and velvety below. This species grows on dung.

**COPRINUS RIMOSUS** Copel.

*Coprinus rimosus* is characterized by having a pileus 1.5 to 2 centimeters high and wide, being thin, cylindrical, campanulate or conical, truncate, and naked. It splits very early downward through the gills and consequently is plicate in appearance. It is tawny-gray outside, turning black in clefts. The tawny disk is flat or concave. The gills are free and somewhat remote, cut away towards the stipe, obtuse at the margin, black, becoming pale with age and have no cystidia. The spores are 15 by 13.5 microns, black and typically subangular and broadest toward the apex. The stipe is hollow, white, naked, and equal. The fungus grows on horse manure.

**COPRINUS STERCORARIUS** Fr.

*Coprinus stercorarius* has a pileus that is very thin, ovate at first, then campanulate and covered with a dense white micaceous meal. Later it is expanded, being 2.5 centimeters broad and 2 centimeters high. The margin is striate. The stem is at first ovately bulbous, then elongated, attenuated, at first pruinose, and white. The gills are adnexed, ventricose, and black. The spores are 14 to 15 by 8 microns. This species grows on rich soil and dung.

**COPRINUS VOLUTUS** Copel.

*Coprinus volutus* is characterized by having a pileus from 1 to 1.5 centimeters wide, being thin, naked, early explanate and later revolute or involute. It turns gray to black and the flat disk is ferruginous and warty. The gills are free, but very close and at first obtuse at both ends, soon splitting from the top of the pileus, but not from the margin. The spores are black, narrowly ovate and 12 to 13 by 6.5 microns. The stipe is 4 centimeters high, 1 to 1.5 millimeters thick, slightly attenuated upward, and is white, naked, and hollow. The fungus grows on rotted leaves.

*Coprinus fimbriatus* B. et Bř., *Coprinus friesii* Quelet. (Fig. 10), and *Coprinus nebulosus* Zoll, may also be found. The first two are commonly found growing on decaying *Cocos nucifera* Linn. trunks.

Genus **PANAEOLUS**

Gills not deliquescing, not waxy, united above to the hymenophore. Cap fleshy, not striate, with variegated gills exceeding the margin. Spores globose to elliptic. Stipe not annulate.

The descriptions given have been primarily taken from those by Copeland.\*

**PANAEOLUS PANAIENSE** Copel.

*Panaeolus panaiense* has a pileus which is 7 centimeters or less wide, conical, tawny, and fleshy. The surface is flocculose when dry and like blotting paper when wet. It has a fugacious veil. The gills are deep, adnate, and ashy gray. The spores are elliptical, 7.5 to 9 by 5.5 to 6.5 microns, and appendiculate. The stipe is 12 centimeters or less high, 1 centimeter thick, being equal, solid, and brittle. This species grows on horse manure.

**PANAEOLUS PSEUDOPAPILIONACEUS** Copel.

*Panaeolus psedopapilionaceus* has a pileus 1.5 to 3 centimeters wide, hemispherical, without umbo, whitish, not zonate, dry, naked, and subfleshy. Its gills are narrowly adnate. The stipe changes from nearly white to black and is 6 to 10 centimeters high, 1.5 to 3 millimeters thick in the middle and thicker toward both ends. It is white, powdery at the top, firm, with a narrow axial canal. The spores are 6.5 to 8 by 5 to 6 microns. This species grows on manured ground.

\* Copeland, Edwin Bingham. II. New species of edible Philippine fungi. Department of Interior, Bureau of Government Laboratories Publication No. 28, pages 141-146, July, 1905.



FIGURE 11. PANAEOLUS. DIFFERENT STAGES OF GROWTH.




FIGURE 10. COPRINUS FRIESII. NATURAL SIZE.

*Panaeolus papilionaceus* (Fr.) Graff and *Panaeolus veluticeps* Cooke et Mass. are other edible species. (Fig. 11).

#### Genus LENTINUS

Pileus fleshy, coriaceous, tough; when old, hard and dry. Stem hard and often obsolete, when present continuous with hymenophore. Gills tough, simple, unequal, thin, edge acute, generally toothed; trama none.

The *Lentinus* group of fungi are commonly eaten by the Filipinos. In general these fungi are rather tough and lacking in flavor, but a number are more or less tender and are rather highly prized.

#### LENTINUS EXILIS KLOTZ.

*Lentinus exilis* is the best of the edible types. It grows on putrescent wood and frequently on decaying bamboo roots and culms. The fungus has been cultivated on the dead roots and stem of *Bambusa spinosa* Roxb. (*Bambusa blumeana* Schultes.) (Fig. 12). In this picture *Lentinus exilis*, from first observation, resembles a *Pleurotus*, but this is due to the fungus growing from one side of the bamboo. Other specimens in the same group have a distinct stalk and a funnel-shaped pileus. It is a large white form.

The pileus is papyraceous, rigid, infundibuliform, regular, and even. It is a radiately striate under a lens, pallid tawny, 7 to 10 centimeters broad. The stem is very short, smooth, 12 to 20 millimeters long, and girt by the vestiges of a ring. The gills are crowded, very decurrent in lines, nearly equal, tawny, and not torn.

Besides this species the following are eaten, but are rather hard and tough: *Lentinus connatus* Berk., *Lentinus leucochrous* Lév., and *Lentinus squarrosulus* Mont. (Fig. 13).

#### Genus MARASMIUS

Fungi tough, dry, shrivelling, but not putrescent, and reviving when moistened. Hymenophore continuous with the stem, but homogeneous, descending into the trama. The veil is absent. Stem cartilaginous or horny. Gills tough, rather distant, and with acute edges. The fungi dry up instead of decaying when old.

Some forms of *Marasmius* may be eaten. None are dangerous, but most are too small and tough. *Marasmius equicrinis* Muell. and *Marasmius pilopus* Kalch. are two small forms, not edible, that grow on dead wood. *Marasmius capillipes* Sacc. has been found growing on decaying *Streblus asper* Lour.



FIGURE 12. LENTINUS EXILIS. ON DECAYING STUMP OF BAMBOO. SLIGHTLY REDUCED.

Other species of *Marasmius* found, but which are too small to be edible, are *Marasmius erumpens* Mass., *Marasmius patouillardii* Sacc. et Syd., and *Marasmius siccus* Schw.

#### Genus CORTINARIUS

The spores are rusty-ochre, resembling in color peroxide of iron. A veil is universal, like a cobweb, distinct from the cuticle of the pileus, of a different texture to the pileus, and consisting of arachnoid threads. A similar veil is found in *Agaricus*, but it is there either partial, or continuous with the cuticle of the pileus. The stem is superficial and confluent with the hymenophore. The gills are adnate, membranaceous, persistent, cinnamon-colored and powdery. The trama is floccose.

Various species of *Cortinarius* found in the Philippines are edible.

#### Genus VOLVARIA

Fleshy, gills free, at first white, and later pink; spores ellipsoid, smooth and pink. Annulus none; volva present. It is easily distinguished from all other pink spored genera by the volva. The chief characteristics are that the bottom of the stipe of the mature fungus is borne in a cup or volva and that no ring or annulus is present.

#### VOLVARIA ESCULENTA Bres.

*Volvaria esculenta* is the most important and common edible species of the Agaricaceae found in the Philippines. It grows well on the decaying stems of abaka and banana, on rice straw, and other waste organic matter. The mature fungus is easily recognized by having pale, pinkish gills and a distinct volva or cup at the bottom of the stipe. No annulus or ring is present on the stem (Figs. 14 and 15). A complete description of the species is as follows.

Pileus fleshy, nearly plane or slightly raised into an umbo, becoming broadly convex when old, slightly fragile, buckthorn brown, bearing fine, hair-like scales, flesh white, turning brown when dried; lamellae thin, free, white, becoming brown after six hours exposure to light; stipe tapering or slightly narrowed towards the top, white, becoming pale brown when old, solid and fleshy; volva mummy brown. No part of the volva remains on the top of the pileus in the form of scales; annulus absent; spore print pale brown; spores ovate, almost white, size 10 x 5 microns.

Pileus 5-12 cm. broad; stipe 5-13 cm. long; 0.5-1.5 cm. thick; average weight of each mushroom 25 gm.

*Volvaria esculenta* is highly prized by all the Filipinos and is collected during the proper season of growth. It is also cultivated in the abaka and the rice regions of the Islands on the de-





FIGURE 13. LENTINUS SQUARROSULUS. ON DEAD STUMP. NATURAL SIZE.



FIGURE 14. VOLVARIA ESCULENTA. SLIGHTLY REDUCED.



FIGURE 15. VOLVARIA ESCULENTA. SLIGHTLY REDUCED.  
177674—9

caying hemp and rice trash. Vicencio,\* who carried out preliminary studies on mushroom culture in the Philippines, gives the following as the local methods of culture.

There are four methods of growing mushrooms in Pampanga; namely the rice-wash method, common salt method, bagasse method and banana method. The first two methods consist in piling chopped rice straw in a favorable place, usually under bamboo trees. The rice straw must be ten inches thick above the surface of the ground after being tramped by the feet. Those two are the same in all respects except that the solutions used for keeping them moist are different; for example, in the rice-wash method, the solution used is the washings from the rice before cooking. This liquid looks milky and contains water and starch. For the common salt method, the liquid is a weak brine, a solution containing one spoonful of salt to every eight liters of water. The bagasse method consists in piling together fine pieces of sugar-cane bagasse and heavily watering with sugar cane juice scum at least daily for one month, afterwards keeping the bed moist with water. The banana method consists of piling chopped banana trunks, stumps and leaves to a thickness of about one foot and a half or sometimes more. It is said by the natives that the thicker it is the better. As in the other cases, it should be watered to keep it moist.

In all parts of these methods, it is important to note that no previous spawning is to be done in the bed. The growers have only to attend to the preparation of the bed, its care and the gathering of the mushrooms.

*Volvaria esculenta* has an excellent flavor and a strong, pleasant, rice-straw odor. It will dry down well and can be kept in this condition for a long period (Fig. 16). Its odor and flavor is not lost in drying. These mushrooms can be successfully cultivated in the Philippines and this industry could be developed to such an extent that it would be unnecessary to import from China and Japan.

*Volvaria pruinosa* Graff. grows on sandy beaches near salt water.

#### Genus AGARICUS

Spores of various colors; gills membranaceous, persistent, with an acute edge; trama floccose, confluent with the inferior hymenium. Fleshy fungi, putrifying, and not reviving when once dried, hence differing from such genera as are deliquescent, coriaceous, or woody. The general characters are the color of spores and the presence of a ring on the stipe and no cup or volva at the base of the stem.

The genus is divided into five series according to the color of the spores. Species of *Agaricus* are found throughout the world and they comprise the chief edible mushrooms of commerce.

---

\* Vicencio, Arsenio Santos. A study of mushroom culture in the Philippines. The Philippine Agriculturist and Forester, Vol. 5 (1916), pages 119-128.

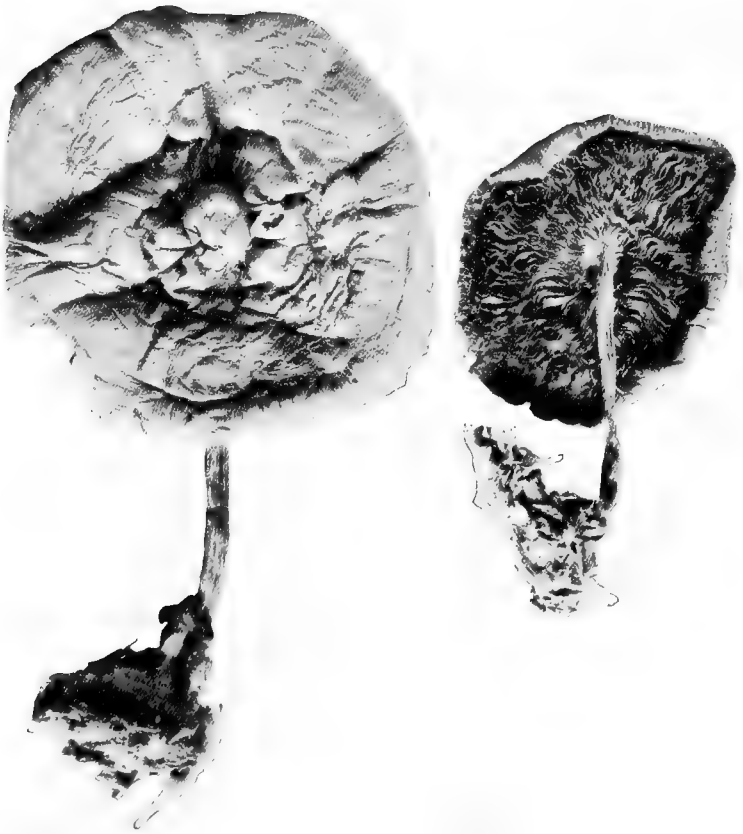


FIGURE 16. VOLVARIA ESCULENTA. DRIED SPECIMEN. SLIGHTLY REDUCED.

The descriptions of the various species have been taken primarily from those by Copeland.\*

**AGARICUS ARGYROSTECTUS** Copel.

*Agaricus argyrostectus* is recognized by a pileus 3.5 centimeters wide passing from conical to convex-plane and by being shiny white, always naked, subfleshy, with unchanging gray flesh. It is without odor and has an agreeable taste. The gills are 3 millimeters deep, free, obtuse at both ends, gray at first, but later turning dark. The spores are 5.5 to 6 by 4 to 4.5 microns and without guttules. The stipe is 3 to 4 centimeters high, 4 to 3 millimeters thick, firmly attached to the pileus, terete, scarcely enlarged downward, and solid or nearly so. The annulus is membranous, pendent, and early breaking up and disappearing. The fungus is not common, growing in sunny pastures, and described from Davao.

**AGARICUS BOLTONI** Copel.

*Agaricus boltoni* has a pileus 10 to 15 centimeters wide, passing from globose through cylindrical and conical to more or less plane. It is clothed with brown scales, which are denser and larger toward the disk. The disk is fissured, plane, or subumbonate. It is fleshy, white, well flavored, and about odorless. The gills are numerous, crowded, free, 6 millimeters deep, white when young and ultimately dark brown. The spores have short basal appendages and are 8 to 9 by 5 to 6 microns. The stipe is 18 to 16 centimeters high, stout with globose base, and becoming hollow with age. The annulus is fixed, ample, persistent, declined, and subentire. The species is common in sunny pastures in Davao. (Fig. 17).

**AGARICUS LUZONENSIS** Graff.

The fungi of this species † are solitary and have a slight odor. The pileus is fleshy, convex to expanded, clothed completely, except for the solid red-brown center, with delicate red brown fibrils, the outer two-thirds showing the white flesh of the cap between. It is soft, smooth, with a thin margin, 7 to 9 centimeters in diameter. The flesh is white, 5 millimeters thick. The margin usually has remnants of the membranaceous veil attached. The stipe varies in diameter from 9 millimeters just

---

\* Copeland, Edwin Bingham. II. New species of edible Philippine fungi. Department of Interior, Bureau of Government Laboratories Publication No. 28, pages 141-146, July, 1905.

† Graff, Paul O. Philippine Basidiomycetes, II. Philippine Journal of Science. Section C, Vol. 9 (1914), pages 235-254.

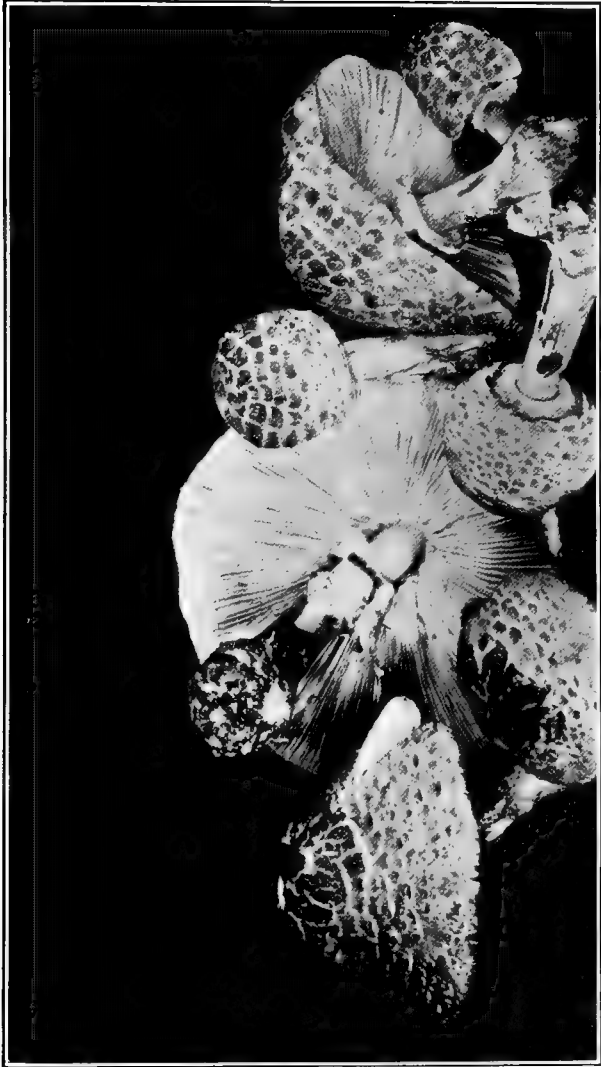


FIGURE 17. AGARICUS BOLTONI. NATURAL SIZE.

above the slightly swollen base to 6 millimeters at the insertion into the pileus. It is long, solid, fibrous throughout, white to light brown, and smooth except above the annulus, where it is slightly flocculent. The annulus is well up on the stipe and is membranaceous and persistent. The lamellae are white, but appear very dark at maturity of the fungus because of the color of the ripe spores. The lamellae are 6 millimeters broad, both ends obtuse with the margins minutely notched and showing the white color of the gills even at maturity. The basidia are club-shaped, 5.5 by 19 microns. The spores are dark brown, small, elliptic, 2.5 to 3 by 5 to 5.5 microns, often uniguttulate.

**AGARICUS MANILENSIS** Copel.

*Agaricus manilensis* has a convex, smooth, aquamulose pileus with a disk that is flat and dark brown. It is subfleshy and becomes white toward the margin, where the scales are sparse. The gills are free and rounded toward the stipe, turning from rose to dark brown. The spores are about 7.5 by 4 microns, are obtuse and oblique at the base. The stipe is 5 centimeters high, 2.5 centimeters thick, equal, naked, smooth, and hardly solid. The annulus is fixed, entire, and convex upward. The fungus grows in lawns.

**AGARICUS MERRILLII** Copel.

*Agaricus merrillii* is a large species, sometimes 10 centimeters high and wide, almost without taste or odor, the pileus is naked or scaly, turning from white to brown, shining, subfleshy, and truncate or with concave apex when young. Sometimes umbonate in the middle of the depression, when old it is plane, with a horizontal, entire, or incised border, 1 to 2 millimeters broad, derived from the veil. It has about 250 gills that are crowded, 5 millimeters deep, subacute at the margin, salmon-colored when the veil ruptures, finally turning black brown. The spores are minute, uninucleate, 6 by 3.5 microns. The veil ruptures late. The annulus is high up, white on both sides, floccose without, very lacerate and pendent. The stipe is somewhat contracted toward the top, abruptly enlarged at the base, solid or nearly so, and whitish or turning brown outside and inside. This species grows terrestrial under trees. (Fig. 18).

**AGARICUS PERFUSCUS** Copel.

*Agaricus perfuscus* is characterized by the entire fungus being brown, darkening with age, odorless and with a good taste. The pileus is early expanded, 3 to 4 centimeters wide, undulate, squamulose, subfleshy, with disk slightly depressed,





FIGURE 18. AGARICUS MERRILLII. NATURAL SIZE.

and the margin strongly but deciduously appendaged. The gills are free, close, obtuse at both ends, and 4 millimeters deep. The spores are elliptical, 6 to 6.5 by 4.5 microns, and obscurely 1 or 2 guttulate. The stipe is 3 to 4 centimeters high, and 3 to 4 millimeters thick, also equal, firm, naked, and subhollow. The annulus is high up and fugacious. This species grows on maturated ground.

Agarics growing on the lawn frequently produce "Fairy Rings" (Fig. 25).

#### Genus PLEUROTUS

Edge of the gills entire, not canaliculate or split. Fleshy, putrescent, not reviving when wet. Trama of the pileus not vesiculose; spores typically smooth, gills more or less fleshy, readily separable into two layers. Stipe excentric or none.

The general characters of *Pleurotus* are that it grows like a shelf fungus with a stalk from one side, instead of a central typical stalk as with other mushrooms. All species are edible.

#### PLEUROTUS OSTREATUS Jacq.

This is one of the most sought for forms. (Fig. 19). It varies in shape according to where it is growing, either on the side or on top of a log. In some cases the plant may have a definite lateral stem, but frequently no stem is produced. The cap is white to gray and varies from 4 to 20 centimeters broad. It is soft and fleshy, being thicker towards the place of attachment. The gills are broad and white, not crowded and decurrent if a stem is present. The spores are white, or a pale purple. The stem if present is short, white, and without ring or volva.

*Pleurotus noctilucens* (Lév.) Sacc. grows on dead wood, and *Pleurotus striatulus* Fries, has been found growing on dead parts of *Urena lobata* Linn. var. *sinuata* (Linn.) Gagnepain. The latter fungi are rather small. *Pleurotus applicatus* Fr. var. *cytidiatus* Pat. may also be found on dead wood.

#### Genus COLLYBIA

Pileus between fleshy and tough, at length rather leathery, sulcate, or corrugated; margin at first involute. Stem somewhat cartilaginous, mycelium floccose, sometimes not manifest.

The fungi of this genus are commonly found growing from termite nests.

#### COLLYBIA ALBUMINOSA (Berk.) Petch.

*Collybia albuminosa* is the common form of Agaric that grows from termite nests. It is found throughout the tropics (Figs. 20 and 21).



FIGURE 19. PLEUROTUS OSTREATUS. (OYSTER MUSHROOM) NATURAL SIZE.

## Genus TRICHOLOMA

Edge of the gills entire, not canaliculate or split. Fleshly, putrescent, not reviving when wet. Edge of gills acute, not fold-like. Trama of the pileus not dehiscing; spores typically smooth. Gills more or less fleshy, readily separable into two layers. Stipe central or nearly so. Hymenophore homogeneous and confluent with the fleshy or fibrous elastic stipe. Stipe not annulate or volvate. Gills adnate or sinuate, not decurrent, stout and fleshy; stipe and pileus of the same substance.

*Tricholoma tenuis* Graff grows in lawns.

## Genus LEPIOTA

Fleshy putrescent, not reviving when wet. Edge of gills acute, not fold-like. Trama of the pileus not vesiculose; spores typically smooth. Gills more or less fleshy, readily separated into two layers. Stipe central or nearly so, not volvate, but annulate. Hymenophore discrete from the fleshy stipe.

The general characters are the presence of a ring or annulus and the absence of a cup or volva on the stipe. Some species are edible, but others are poisonous, being especially toxic to certain people. *Lepiota chlorospora* has been reported as an edible species. This form, however, is extremely poisonous to certain individuals and consequently should always be avoided. It can easily be recognized in the mature stage, by the greenish gills (Fig. 22).

The descriptions of the species have been primarily taken from those by Copeland.

## LEPIOTA CANDIDA Copel.

*Lepiota candida* has no odor and a mild taste. The pileus is 7 centimeters wide, flat, strongly umbonate, dry, shining, and almost naked. The disk is fleshy, the margin thin, substriate, minutely crenate, and the flesh is unchanging. The gills are free, close, very crowded, lanceolate, subacute at both ends, thin, and white. The spores are 9.5 by 6 microns, hyaline, guttulate, and apiculate. The stipe is 15 centimeters high, 5 millimeters thick near the top, with a narrow axial hollow, much enlarged, but not bulbous in the solid lower part. It is naked, shining white, deeply sunken into the disk, but not confluent with it. The annulus is high up and deciduous. It is well characterized by the strongly fusiform lower third of the stipe. The fungus grows solitary in sunny grass plots.



FIGURE 20. COLLYBIA ALBUMINOSA (TERMITE FUNGUS).  $\times 1/2$ .



FIGURE 21. COLLYBIA ALBUMINOSA (TERMITE FUNGUS).  $\times 1/2$ .

**LEPIOTA CHLOROSPORA** Copel. (Poisonous).

*Lepiota chlorospora* has a fleshy pileus, passing from globose through campanulate to broadly conical. It is 8 centimeters wide and 4 centimeters high, with the periphery sometimes explanate. The disk is brown, with an entire or fissured cap. The periphery is sparsely clothed with pale brown scales and fibers. It is white near the entire or subciliate margin. The gills are free, remote, 5 centimeters long, 8 millimeters deep, and are crowded, narrowed toward the stipe, white at first, turning a greenish blue. Their edges are made of hyaline vesicles, 25 to 35 by 20 microns. The spores are hyaline-green, 8 by 5 microns, smooth, short stalked, each with a single large globule containing the green pigment. The stipe is 8 to 10 centimeters high and 6 to 8 millimeters thick. It is straight or crooked, knotted, firmly attached to the pileus, and brown outside and inside, with a white pith. The annulus is 1 centimeter broad, conspicuous, fixed, persistent, split in its own plane, and white above until discolored by the spores. The fungus grows in lawns.

This species is poisonous to the majority of people. It can be readily told by the green gills of the mature forms (Fig. 22).

**LEPIOTA ELATA** Copel.

*Lepiota elata* has a mild odor and taste. The pileus is conical at first, but soon flattens. It is 4 to 6 centimeters wide, umbonate, fleshy, silky-squamulose about the disk, elsewhere naked. The margin is substriate, broadly reflexed when old. The disk is brownish with white periphery, but turning dark red. The gills also turn from white to dark wine colored. They are free, close, crowded, and ventricose. The spores are hyaline, symmetrical, from 9 to 10 by 5 to 6 microns. The stipe is 5 to 8 centimeters high and 5 millimeters thick at the middle, somewhat thickened downward, but not bulbous, and is naked, with an axial canal. The ring is attached midway, and is free, convex, narrow, entire, brown, fugacious, and sometimes attached to the margin of the pileus. The fungus grows in manured lawns.

**LEPIOTA FUSCO-SQUAMEA** Peck. (*Lepiota manilensis* Covell.)

*Lepiota fusco-squamea* has an excellent flavor and almost no odor. The pileus is 5 to 9 centimeters wide, campanulate-conical, later flat, subumbonate, and striate near the margin. The disk is densely clothed with minute brown scales which become sparse toward the margin. The flesh is whitish and unchanging. The gills are free, not attached to a collar, crowded, deep, whitish,



FIGURE 22. *LEPIOTA CHLOROSPORA*. POISONOUS. SLIGHTLY REDUCED.

and subacute at both ends. The spores are variable, commonly 10 by 7 microns. The largest are 13 to 15 by 7.5 to 9 microns and hyaline. The stipe is 10 centimeters or less high, 1 centimeter thick, firm, equal or somewhat thickened downward, with an axial canal. It is white or pale brown, and naked. The ring is movable, or half fixed, entire, with a dark brown margin. The fungus has been observed growing around *Pithecolobium* and *Terminalia*.

*Lepiota cepaestipes* (Sow.) Quel., *Lepiota pulcherrima* Graff, *Lepiota revelata* B. et Br., and *Lepiota sulphopenita* Graff are other edible species. They have the general external characters of the other described forms:

### Family LYCOPERDACEAE

#### Genus LYCOPERDON

Peridium membranaceous, single, the subsistent cortex becoming broken up into warts or spines, dehiscing by a small apical mouth, or the whole of the upper part evanescent, capillitium dense, springing from the more or less developed sterile basal stratum; spores globose or elliptical, externally rough or smooth.

The *Lycoperdons* are commonly called puff balls. All species are non-poisonous, but some are unsavory.

**LYCOPERDON LILACINUM** (Mont. et Berk.) Speg.

*Lycoperdon lilacinum* is broadly obovate or turbinate, 5 to 10 centimeters high, 5 to 8 centimeters broad (Fig. 23). It is contracted below into a stout, cellular, stem-like base. The peridium is thin and evanescent above, dehiscing by large irregular opening. The cortex is white, polished, and breaking away in papery patches. The threads are thinner than the diameter of the spores. The spores are violet with a tinge of ochre, echinulate, globose, and measure 6 microns. The fungus grows on the ground and is the largest edible form.

**LYCOPERDON PUSILLUM** Batsch. (*Lycoperdon todayense* Copel.)

*Lycoperdon pusillum* has a peridium that is obovate, or pyriform, 1 to 2 centimeters in height, and 1 to 1.5 centimeters in thickness. It is plicate at the base, entire above, and clothed when young with deciduous warts or flakes which are hyaline when moist, later finely and obscurely areolate. They are white at first, turning yellow, and opening by a small aperture at the top. The fertile gleba is very distinct from the sterile. The base is cellular. The spores are globose, smooth, 3.5 to 4 mi-





FIGURE 23. LYCOPERDON LILACINUM (GIANT PUFF BALL). OLD SPECIMEN.  
REDUCED.



FIGURE 24. SCLERODERMA VERRUCOSUM (PUFF BALL). NATURAL SIZE.

crons in diameter. The capillitium is rudimentary, irregular and thick. The fungus grows in tufts about the base of a *Musa* and is rather small for eating.

#### LYCOPERDON PYRIFORME Schaeff.

*Lycoperdon pyriforme* is pyriform, membranous, 3 to 8 centimeters high, and rather umbonate. It is dehiscent by a small, torn mouth covered with minute pointed warts, but becoming smooth. The roots are composed of numerous white, long, branching fibers. The threads are thicker than the spores, branched, continuous with the slightly cellular, sterile base, and forming a columella. The spores are olive, smooth, globose, and 4 microns in diameter. This puff ball grows on stumps or on the soil and is one of the larger forms.

*Lycoperdon cepiforme* Bull., *Lycoperdon furfuraceum* Schaeff., *Lycoperdon polymorphum* Vitt., *Lycoperdon plicatum* Berk. et Curt., *Lycoperdon pratense* Schum., *Lycoperdon roseum* Zoll., and *Lycoperdon vanderystii* Bres. are other forms which are edible, but which are usually small.

#### Genus SCLERODERMA

Peridium firm, corticate, dehiscing irregularly; flocci adhering everywhere to the peridium and forming minute cells, in which are produced the glomerules of spores, without peridiola; rooting, but without a distinct stem.

#### SCLERODERMA VERRUCOSUM Bull.

The peridium of *Scleroderma verrucosum* is rounded, at first rigid, and then fragile. It is dehiscent determinately at the apex, covered with an adnate persistent cortex, and is smooth, rather verrucose, areolate, or even, and a dingy yellowish. It is usually produced downwards into a short stipitiform base, or it is sometimes sessile. The gleba is dark purple, and the flocci are lax and a greyish tawny. The spores are at first brownish, then pale purplish, globose, and rough.

*Scleroderma verrucosum* is one of the common puff balls growing in abundance on the soil (fig. 24).

*Scleroderma aurantiacum* Pers., *Scleroderma dictyosporum* Pat., and *Scleroderma vulgare* Fr. are other puff balls that may be found growing on the soil.

#### PRECAUTIONARY MEASURES

The edible fungi are not confined to one general group, but range from low forms, the *Auriculariaceae*, to the higher forms in the *Agaricaceae* and *Lycoperdaceae*. These groups include the *taiñgang-dagá* or rat's-ear types, the pore fungi,




FIGURE 25. FAIRY RING OF EDIBLE FUNGI.

the gill fungi, and the puff balls. Practically all *taiñgang-dagá* or rat's-ear types are edible and a large majority of the pore fungi and gill fungi can be eaten with safety. The puff balls can all be safely eaten. Some of these forms while not poisonous can not be used as an article of diet on account of a lack in flavor and a tough texture.

Since a few mushrooms are poisonous, the only safe way to use particular forms as food is to become acquainted with the individual species of fungi that can be used as an article of diet. While a large number of the edible forms have been described and pictured in the preceding pages, a few practical methods of determining whether or not the fungi are poisonous may not be out of place. The physiological test is advocated for persons who are willing to practice upon themselves. This test consists in first tasting a small piece of the fungus without swallowing any of the juice. If after one-half of an hour no discomfort is noticed, a larger piece, the size of a small pea, may be chewed up and swallowed. If no poisoning symptoms arise after one-half hour the fungus may be regarded as edible. All fungi that have a disagreeable flavor would naturally be discarded in this test, even though they were not poisonous. Besides the physiological test, a number of other rules should not be neglected by beginners.

The structure and spore color of the gill mushrooms is often an indication of their edibility. These mushrooms all have a cap and stem. Some species may have a volva which is a membranous envelop or sac at the base of the stem; while other species may have an annulus or ring about the stem just below the cap. The color of the gills in mature mushrooms depends upon the color of the spores. Various colors such as white yellow, brown, purplish, dark brown, or black may be found. There are mushrooms which have a cup at the base and a ring on the stem. Fungi having white spores, indicated by white gills, and both a cup at the base and a ring about the stem should be discarded as poisonous. Mushrooms with black spores or gills are generally edible. They frequently have a ring around the stem, but no cup at the base as is true of the agarics. The *Volvaria* edible forms described have pinkish spores and gills, no ring about the stem, but a distinct cup or volva at base of the stem. Other precautionary measures that should be observed by beginners are the following:

Avoid fungi when in the button or unexpanded stage.

Avoid those in which the flesh has begun to decay, even if only slightly.

Avoid those forms which have white spores or gills as well as a ring and cup on the stem.

Avoid fungi in which the cap, or pileus, is thin in proportion to the gills, and in which the gills are nearly all of equal length, especially if the pileus is brightly colored.

Avoid fungi having a milky juice, unless the milk is reddish.

Avoid all tube bearing fungi in which the flesh changes color when cut or broken or when the mouths of the tubes are reddish, and in the case of other tube bearing fungi experiment with caution.

Fungi which have a sort of spider web or flocculent ring around the upper part of the stalk should in general be avoided.

#### USES AND METHODS OF COOKING

The *Auriculariaceae* are most generally eaten by the Chinese. The fungi are first soaked in water and when soft they are thoroughly cleaned in several changes of water. They are then commonly cooked with rice and noodles. Another method of preparation is, after thorough cleaning, to fry with grease in a pan and then to add to meat, shrimp, rice, and noodles. Frequently they are eaten alone after frying.

Various receipts for cooking mushrooms are used. The gill fungi and puff balls are best eaten after frying or stewing with no seasoning except some grease for frying and pepper and salt. The caps of the agarics should be carefully washed. Peeling is unnecessary. The stems, unless too tough, should be cooked up specially in the form of stews. The mushrooms should be prepared as soon as possible after picking. The time required for stewing varies from 5 to 40 minutes according to the variety and tenderness.

Mushrooms may be canned in glass jars, after thorough boiling. They may also be preserved by drying in the sun or in an oven. After all moisture has been removed, they should be packed in perfectly tight containers. The *Auriculariaceae* are generally collected in the fresh state and then dried in the sun. They remain in perfect condition indefinitely when placed in proper containers. After a preliminary soaking in water, during which they assume their normal fresh state, they may be cooked as if fresh. The common commercial mushroom, *Volvaria esculenta* may be dried successfully in the sun and then stored in a perfectly tight vessel (Fig. 16). Before cooking, these forms should first be soaked in water and then cooked as if fresh. Little flavor seems to be lost by this species in drying,



# MEDICINAL USES OF PHILIPPINE PLANTS

By LEON MARIA GUERRERO

149





# MEDICINAL USES OF PHILIPPINE PLANTS

## CONTENTS

	Page.
INTRODUCTION .....	163
DESCRIPTION OF SPECIES.....	167
Algae .....	167
<i>Gracillaria lichenoides</i> (guláman) .....	167
Family Polypodiaceae .....	167
<i>Acrostichum aureum</i> (lagólo).....	167
<i>Adiantum philippense</i> (kaikái).....	167
<i>Asplenium macrophyllum</i> (pakóng-gúbat).....	167
<i>Drynaria quercifolia</i> (pakpák-láuin).....	168
<i>Oleandra neriiformis</i> (kaliskís-áhas).....	168
<i>Onychium siliculosum</i> (pakóng-anúang) .....	168
Family Schizaeaceae .....	168
<i>Lygodium circinnatum</i> (nító).....	168
Family Cycadaceae.....	168
<i>Cycas rumphii</i> (pitógo) .....	168
Family Typhaceae.....	169
<i>Typha angustifolia</i> (cat-tail).....	169
Family Pandanaceae.....	169
<i>Pandanus tectorius</i> (common or beach pandan).....	169
Family Hydrocharitaceae.....	169
<i>Ottelia alismoides</i> (kalabóa).....	169
Family Gramineae.....	169
<i>Andropogon aciculatus</i> (tinláí) .....	169
<i>Andropogon citratus</i> (tanglád or lemon grass) .....	169
<i>Andropogon sorghum</i> (bátad) .....	170
<i>Andropogon zizanioides</i> (vetiver or moras) .....	170
<i>Bambusa spinosa</i> (spiny bamboo).....	170
<i>Bambusa vulgaris</i> (kawáyan-kilíng).....	170
<i>Coix lachryma-jobi</i> (tigbí or Job's tears).....	170
<i>Cynodon dactylon</i> (bermuda grass).....	170
<i>Eleusine indica</i> (palagtiki or yard grass).....	170
<i>Imperata cylindrica</i> var. <i>koenigii</i> (kógon).....	171
<i>Oryza sativa</i> (rice).....	171
<i>Panicum stagninum</i> (urarói).....	171
<i>Paspalum scrobiculatum</i> .....	171
<i>Schizostachyum dielsianum</i> .....	171
<i>Zea mays</i> (corn).....	172
Family Cyperaceae.....	172
<i>Kyllinga monocephala</i> (busíkad).....	172
Family Palmae.....	172
<i>Areca catechu</i> (buñga or betel palm).....	172
<i>Areca hutchinsoniana</i> (pisa).....	172

## DESCRIPTION OF SPECIES—Continued.

	Page.
Family Palmae—Continued.	
<i>Arenga pinnata</i> (káong or sugar palm).....	172
<i>Cocos nucifera</i> (coconut palm).....	173
<i>Corypha elata</i> (buri).....	173
Family Araceae.....	173
<i>Acorus calamus</i> (lubigán or sweet flag).....	173
<i>Alocasia macrorrhiza</i> (bíga).....	173
<i>Amorphophallus campanulatus</i> (puñgápuñg).....	173
<i>Cyrtosperma merkusii</i> (palauán).....	173
<i>Homalomena philippinensis</i> (tahíg).....	174
<i>Rhaphidophora merrillii</i> (amlóng).....	174
<i>Typhonium divaricatum</i> .....	174
Family Flagellariaceae.....	174
<i>Flagellaria indica</i> (baling-uái).....	174
Family Commelinaceae.....	174
<i>Commelina benghalensis</i> (sabiláu).....	174
Family Liliaceae.....	175
<i>Allium cepa</i> (onion).....	175
<i>Allium sativum</i> (báuang or garlic).....	175
<i>Sansevieria zeylanica</i> (sinawá).....	175
<i>Smilax bracteata</i> (banág).....	175
<i>Smilax china</i> (ubi-ubíhan).....	175
<i>Smilax leucophylla</i> (hampás-tigbálang).....	175
Family Amaryllidaceae.....	176
<i>Crinum asiaticum</i> (bákong).....	176
<i>Curculigo orchioides</i> .....	176
<i>Eurycles amboinensis</i> (katañgal).....	176
<i>Hymenocallis littorale</i> .....	176
<i>Polianthes tuberosa</i> (azucena or tuberoze).....	177
Family Dioscoreaceae.....	177
<i>Dioscorea hispida</i> (namí).....	177
Family Musaceae.....	177
<i>Musa errans</i> var. <i>botoan</i> (butúhan).....	177
Family Zingiberaceae.....	177
<i>Alpinia pyramidata</i> (langkauás).....	177
<i>Costus speciosus</i> .....	177
<i>Curcuma longa</i> (dilaú or turmeric).....	177
<i>Kaempferia galanga</i> (dosól).....	178
<i>Kaempferia rotunda</i> .....	178
<i>Kolowratia elegans</i> (tagbák).....	178
<i>Zingiber zerumbet</i> (barák).....	178
Family Cannaceae.....	178
<i>Canna indica</i> (canna).....	178
Family Marantaceae.....	179
<i>Donax cannaeformis</i> (bambán).....	179
Family Orchidaceae.....	179
<i>Geodorum nutans</i> .....	179
Family Casuarinaceae.....	179
<i>Casuarina equisetifolia</i> (agóho).....	179

DESCRIPTION OF SPECIES—Continued.

	Page.
Family Piperaceae.....	179
Piper betle (búyo or betel pepper).....	179
Piper nigrum .....	180
Piper retrofractum.....	180
Family Chloranthaceae.....	180
Chloranthus brachystachys.....	180
Family Moraceae.....	180
Artocarpus communis (antipólo).....	180
Artocarpus cumingiana (anubing) .....	180
Artocarpus integra (nangká).....	180
Fatoua pilosa (sikkír) .....	181
Ficus hauili (hauili).....	181
Ficus minahassae (hagimit).....	181
Ficus payapa (payapa).....	181
Malaisia scandens (malaisís).....	181
Streblus asper (kaliós) .....	182
Family Urticaceae.....	182
Fleurya interrupta (lipáng-áso).....	182
Laportea meyeniana (lipang-kalabáu) .....	182
Pilea microphylla.....	182
Pouzolzia zeylanica.....	182
Family Aristolochiaceae.....	183
Aristolochia sericea (pang-gisí) .....	183
Aristolochia tagala (timbáñgan).....	183
Family Polygonaceae.....	183
Polygonum barbatum (subsúban).....	183
Family Chenopodiaceae.....	183
Chenopodium ambrosioides (alpasótes).....	183
Family Amaranthaceae.....	184
Achyranthes aspera (rag-ragádi) .....	184
Aerua lanata (karlakém).....	184
Amaranthus spinosus (kalúnai).....	184
Celosia argentea (kadaióhan).....	184
Family Portulacaceae.....	185
Portulaca oleracea (gulasíman) .....	185
Family Basellaceae.....	185
Basella rubra (libáto).....	185
Family Nymphaeaceae.....	185
Nelumbium nelumbo (báino or lotus).....	185
Family Menispermaceae.....	185
Anamirta cocculus (ligtáng).....	185
Arcangelisia flava (abútra).....	185
Arcangelisia flava (abútra) .....	185
Cissampelos pareira (kaláad).....	186
Pycnarrhena manillensis (ámbal).....	186
Stephania japonica (maratugí).....	186
Tinomisium philippinense (baiatíng).....	186
Family Annonaceae.....	187
Alphonsea arborea (bolón) .....	187
Goniolthalamus amuyon (amúyong).....	187

## DESCRIPTION OF SPECIES—Continued.

	Page.
Family Lauraceae.....	187
<i>Cinnamomum mercadoi</i> (kaliñgag).....	187
<i>Cinnamomum mindanaense</i> (Mindanao cinamon) .....	187
<i>Litsea glutinosa</i> (sablót).....	187
Family Capparidaceae.....	188
<i>Capparis horrida</i> (halubáгат-báging).....	188
<i>Capparis micracantha</i> (halubáгат-káhoi).....	188
<i>Crataeva religiosa</i> (balái-lamók).....	188
<i>Gynandropsis gynandra</i> (manábo).....	188
Family Moringaceae.....	188
<i>Moringa oleifera</i> (malunggái or horse-radish tree).....	188
Family Pittosporaceae.....	189
<i>Pittosporum pentandrum</i> (mamális).....	189
Family Leguminosae.....	189
<i>Abrus precatorius</i> (kansasága or prayer-bean).....	189
<i>Adenanthera intermedia</i> (tanglín).....	189
<i>Bauhinia malabarica</i> (alibangbáng).....	189
<i>Caesalpinia crista</i> (kalumbibít).....	189
<i>Cassia alata</i> (acapúlco).....	190
<i>Cassia fistula</i> (caña-fístula).....	190
<i>Cassia mimosoides</i> (kalanda) .....	190
<i>Cassia occidentalis</i> (andadasi).....	190
<i>Cassia sophera</i> (tambalisa).....	190
<i>Cassia tora</i> .....	191
<i>Dalbergia cumingiana</i> (tahíd-labúio).....	191
<i>Dalbergia ferruginea</i> (kámút-kabág).....	191
<i>Entada phaseoloides</i> (gógo).....	191
<i>Euchresta horsfieldii</i> .....	191
<i>Mimosa pudica</i> (makahía).....	191
<i>Mucuna nigricans</i> (nipái).....	192
<i>Phaseolus aureus</i> (balátong).....	192
<i>Pongamia pinnata</i> (báni).....	192
<i>Pterocarpus blancoi</i> (Blanco's narra) .....	192
<i>Sophora tomentosa</i> (sandalaítan).....	192
Family Oxalidaceae.....	193
<i>Averrhoa bilimbi</i> (kamiás) .....	193
<i>Averrhoa carambola</i> (balimbíng).....	193
<i>Biophytum sensitivum</i> (mahihiyáin).....	193
Family Rutaceae.....	193
<i>Chaetospermum glutinosum</i> (tabúyok) .....	193
<i>Citrus maxima</i> (pomelo or lukbán).....	193
<i>Clausena anisum-olens</i> (kayumanís).....	194
<i>Lunasia amara</i> (lúnas).....	194
<i>Micromelum minutum</i> .....	194
<i>Murraya paniculata</i> (kamúning).....	194
<i>Toddalia asiatica</i> .....	194
<i>Zanthoxylum avicennae</i> (káñgai).....	195
<i>Zanthoxylum rhetsa</i> .....	195

DESCRIPTION OF SPECIES—Continued.

	Page.
Family Simarubaceae.....	195
<i>Brucea amarissima</i> .....	195
<i>Harrisonia perforata</i> (mamikil) .....	195
<i>Samadera indica</i> (manunggál).....	196
Family Burseraceae.....	196
<i>Canarium luzonicum</i> (pili).....	196
<i>Canarium villosum</i> (pagsahíngin).....	196
<i>Garuga abilo</i> (bógo).....	196
Family Meliaceae.....	196
<i>Chisocheton pentandrus</i> (kátong-machín).....	196
<i>Dysoxylum decandrum</i> (agáru).....	197
<i>Melia azedarach</i> (paraíso) .....	197
<i>Sandoricum koetjape</i> (santól).....	197
<i>Xylocarpus granatum</i> (tabígi).....	197
Family Euphorbiaceae .....	197
<i>Acalypha indica</i> .....	197
<i>Aleurites moluccana</i> (lumbáng).....	197
<i>Aleurites trisperma</i> (bagilumbáng).....	198
<i>Breynia rhamnoides</i> (matáng-hípon).....	198
<i>Cicca acida</i> (íba).....	198
<i>Croton tiglium</i> (croton-oil plant).....	198
<i>Euphorbia hirta</i> (gatas-gátas).....	198
<i>Euphorbia neriifolia</i> .....	198
<i>Euphorbia thymifolia</i> .....	199
<i>Euphorbia tirucalli</i> (consuela).....	199
<i>Excoecaria agallocha</i> (buta-buta).....	199
<i>Homonoia riparia</i> (mañgágos).....	199
<i>Jatropha curcas</i> (túbang-bákod or physic nut).....	200
<i>Jatropha multifida</i> (maná).....	200
<i>Macaranga grandifolia</i> (biñgabing).....	200
<i>Macaranga tanarius</i> (binúnga).....	200
<i>Mallotus philippensis</i> (banáto).....	200
<i>Manihot utilissima</i> (kamóteng-káhoi).....	201
<i>Melanolepis multiglandulosa</i> (álim).....	201
<i>Phyllanthus niruri</i> (talikúd).....	201
<i>Phyllanthus reticulatus</i> (matáng-buyúd).....	201
<i>Ricinus communis</i> (tañgan-tañgan or castor-oil plant).....	201
Family Anacardiaceae.....	202
<i>Anacardium occidentale</i> (kasúí or cashew nut).....	202
<i>Mangifera indica</i> (mango).....	202
<i>Semecarpus cuneiformis</i> (ligás).....	202
<i>Spondias purpurea</i> (siniguelas).....	202
Family Celastraceae.....	202
<i>Celastrus paniculata</i> (lañgitñgít).....	202
<i>Lophopetalum toxicum</i> (abúab).....	203
Family Hippocrateaceae.....	203
<i>Salacia prinoides</i> (matáng-ulang).....	203
Family Icacinaceae.....	203
<i>Gonocaryum calleryanum</i> (tañgang-bábui) .....	203

DESCRIPTION OF SPECIES—Continued.	Page.
Family Sapindaceae.....	203
<i>Cardiospermum halicacabum</i> (lagupók) .....	203
<i>Dodonaea viscosa</i> (kasírag).....	204
<i>Guioa koelreuteria</i> (aláhan).....	204
<i>Harpullia arborea</i> (uás).....	204
<i>Lepidopetalum perrottetii</i> (dápil).....	204
Family Balsaminaceae.....	205
<i>Impatiens balsamina</i> (kamantígi).....	205
Family Rhamnaceae.....	205
<i>Colubrina asiatica</i> (kabatíti).....	205
<i>Ventilago dichotoma</i> (salápan).....	205
<i>Zizyphus jujuba</i> (manzanitas).....	205
Family Vitaceae.....	206
<i>Cissus quadrangularis</i> (sugpón-sugpón).....	206
<i>Columella trifolia</i> (aríuat).....	206
<i>Leea aculeata</i> (mali-malí).....	206
<i>Leea manillensis</i> (amamáli).....	206
<i>Tetrastigma harmandii</i> (ayo).....	207
Family Tiliaceae.....	207
<i>Corchorus acutangulus</i> (pásau na habá).....	207
<i>Corchorus capsularis</i> (pásau na bilóg).....	207
<i>Corchorus olitorius</i> (pásau or jute).....	207
<i>Muntingia calabura</i> (dátiles).....	207
<i>Triumfetta bartramia</i> (kulot-kulótan).....	207
Family Malvaceae.....	208
<i>Abelmoschus moschatus</i> (kastúli).....	208
<i>Abutilon indicum</i> (giling-gilfínġan) .....	208
<i>Hibiscus esculentus</i> (okra).....	208
<i>Hibiscus mutabilis</i> (mapulá).....	208
<i>Hibiscus rosa-sinensis</i> (gumaméla).....	208
<i>Hibiscus sabdariffa</i> (roselle).....	209
<i>Hibiscus tiliaceus</i> (balibágo).....	209
<i>Malachra capitata</i> (bakembákes).....	209
<i>Malvastrum coromandelinum</i> (salsalúyut).....	209
<i>Sida acuta</i> (takim-báka) .....	209
<i>Sida cordifolia</i> .....	209
<i>Sida javensis</i> ( <i>S. humilis</i> ) (igat-ígat).....	209
<i>Thespesia populnea</i> (banálo).....	210
<i>Urena lobata</i> (kollokollót).....	210
Family Bombacaceae.....	210
<i>Bombax ceiba</i> (malabúlak).....	210
<i>Ceiba pentandra</i> (cotton tree or kápok).....	210
Family Sterculiaceae.....	210
<i>Abroma fastuosa</i> (anabó).....	211
<i>Kleinhovia hospita</i> (tan-ág).....	210
<i>Pentapetes phoenicea</i> (flores de las doce).....	211
<i>Pterocymbium tinctorium</i> (talúto).....	211
<i>Pterospermum diversifolium</i> (bayók).....	211
<i>Sterculia foetida</i> (kalumpáng).....	211

DESCRIPTION OF SPECIES—Continued.

	Page.
Family Sterculiaceae—Continued.	
<i>Theobroma cacao</i> (cacao).....	211
<i>Waltheria americana</i> (barubad).....	212
Family Dilleniaceae .....	212
<i>Dillenia philippinensis</i> (katmón).....	212
Family Guttiferae .....	212
<i>Calophyllum blancoi</i> (bitanhól).....	212
<i>Calophyllum inophyllum</i> (bitáog or palomaria de la playa)..	212
<i>Cratoxylon blancoi</i> (guyong-gúyong).....	212
<i>Garcinia mangostana</i> (mangosteen).....	213
Family Bixaceae .....	213
<i>Bixa orellana</i> (achuéte or annatto).....	213
Family Caricaceae .....	213
<i>Carica papaya</i> (papaya).....	213
Family Thymelaeaceae .....	213
<i>Gyrinopsis cumingiana</i> (butló).....	213
<i>Wikstroemia ovata</i> (round-leaf salágo).....	214
Family Lythraceae .....	214
<i>Ammannia baccifera</i> (apoi-apóian).....	214
<i>Lawsonia inermis</i> (henna or cinamomo).....	214
Family Lecythidaceae.....	214
<i>Barringtonia acutangula</i> (kalambuáia).....	214
<i>Barringtonia asiatica</i> (bótong).....	214
<i>Barringtonia racemosa</i> (pútat).....	215
Family Combretaceae .....	215
<i>Lumnitzera racemosa</i> (kulási).....	215
<i>Quisqualis indica</i> (niug-niúgan or tañgólón).....	215
<i>Terminalia calamansanai</i> (malakalumpít).....	215
<i>Terminalia catappa</i> (talísai).....	215
<i>Terminalia comintana</i> (binggás).....	216
<i>Terminalia edulis</i> (kalumpít).....	216
Family Myrtaceae.....	216
<i>Decaspermum fruticosum</i> (patalsík) .....	216
<i>Eugenia cumini</i> (dúhat).....	216
<i>Psidium guajava</i> (guava or bayábas).....	216
Family Melastomataceae .....	217
<i>Memecylon ovatum</i> (kúlis) .....	217
Family Araliaceae.....	217
<i>Nothopanax fruticosum</i> (papuá) .....	217
<i>Schefflera cumingii</i> (kalang-gámat).....	217
<i>Schefflera elliptifoliola</i> (galamai-amó).....	217
<i>Schefflera odorata</i> (tarangkáng).....	217
<i>Schefflera piperoides</i> (himainát).....	217
Family Umbelliferae .....	218
<i>Apium graveolens</i> (celery or apio) .....	218
<i>Carum copticum</i> (damoro).....	218
<i>Centella asiatica</i> .....	218
<i>Coriandrum sativum</i> (coriander or culantro).....	218
<i>Foeniculum vulgare</i> (fennel).....	218

## DESCRIPTION OF SPECIES—Continued.

	Page.
Family Ericaceae.....	218
<i>Rhododendron vidalii</i> .....	218
Family Myrsinaceae.....	219
<i>Ardisia boissieri</i> (tagpó).....	219
Family Plumbaginaceae.....	219
<i>Plumbago indica</i> (pamparápit).....	219
<i>Plumbago zeylanica</i> (sangdikít).....	219
Family Sapotaceae.....	219
<i>Bassia betis</i> (bétis).....	219
<i>Mimusops parvifolia</i> (bansalágin).....	219
Family Ebenaceae.....	220
<i>Diospyros ebenaster</i> (zapóte).....	220
<i>Diospyros multiflora</i> (kanómoi).....	220
Family Oleaceae.....	220
<i>Jasminum sambac</i> (sampaguíta) .....	220
Family Loganiaceae.....	220
<i>Buddleia asiatica</i> (taliknóno).....	220
<i>Fagraea cochinchinensis</i> (urung).....	220
<i>Fagraea racemosa</i> (bulubuáia).....	221
<i>Strychnos ignatii</i> (St. Ignatius bean).....	221
<i>Strychnos multiflora</i> (bukúan).....	221
Family Gentianaceae.....	221
<i>Canscora diffusa</i> (chang-bató).....	221
Family Apocynaceae.....	221
<i>Allamanda cathartica</i> (campanero).....	221
<i>Alstonia macrophylla</i> (batíno).....	221
<i>Alstonia scholaris</i> (ditá).....	222
<i>Cerbera manghas</i> (baraibái).....	222
<i>Kibatalia blancoi</i> (pasnít).....	222
<i>Lochnera rosea</i> (ataí-biá).....	222
<i>Nerium indicum</i> (oleander or adelfa) .....	222
<i>Paralstonia clusiacea</i> (malabatíno).....	223
<i>Parameria barbata</i> (dugtúng-áhas).....	223
<i>Plumiera acuminata</i> (kalachúche).....	223
<i>Rauwolfia amsoniaefolia</i> (maladitá).....	223
<i>Tabernaemontana pandacaqui</i> (pandakáki).....	223
<i>Thevetia peruviana</i> .....	224
Family Asclepiadaceae.....	224
<i>Asclepias curassavica</i> (búlak-damó).....	224
<i>Calotropis gigantea</i> (kapal-kapál).....	224
<i>Streptocaulon baumii</i> (hinggiú-na-putí).....	224
<i>Tylophora brevipes</i> (pasúka).....	224
<i>Tylophora perrottetiana</i> (kullañgém) .....	225
Family Convolvulaceae.....	225
<i>Calonyction muricatum</i> .....	225
<i>Evolvulus alsinoides</i> .....	225
<i>Ipomoea digitata</i> (kamkamóte).....	225
<i>Ipomoea hederacea</i> .....	225
<i>Ipomoea pes-caprae</i> (katang-kátang).....	225
<i>Ipomoea pes-tigridis</i> (rañgrañgáu).....	226



DESCRIPTION OF SPECIES—Continued.

	Page.
Family Convolvulaceae—Continued.	
<i>Ipomoea reptans</i> (kangkóng).....	226
<i>Merremia emarginata</i> (kupikupít).....	226
<i>Operculina turpethum</i> .....	226
<i>Quamoclit pinnata</i> (cypress vine or cabello de ángel).....	226
Family Boraginaceae.....	227
<i>Coldenia procumbens</i> (tabtabókól).....	227
<i>Cordia myxa</i> (anónang).....	227
<i>Ehretia microphylla</i> (kalamogá).....	227
<i>Ehretia navesii</i> (talibunóg).....	227
<i>Heliotropium indicum</i> (íkoi-púsa).....	227
<i>Rotula aquatica</i> (buntút-buáia).....	228
<i>Tournefortia sarmentosa</i> (salsallakápa).....	228
<i>Trichodesma indicum</i> .....	228
<i>Trichodesma zeylanicum</i> (dílang-usá).....	228
Family Verbenaceae.....	228
<i>Avicennia officinalis</i> (api-ápi).....	228
<i>Callicarpa caudata</i> .....	229
<i>Callicarpa erioclona</i> (palís).....	229
<i>Callicarpa formosana</i> (timbabási).....	229
<i>Clerodendron bethuneanum</i> (guantón).....	229
<i>Clerodendron cumingianum</i> (talumpapáit).....	229
<i>Clerodendron inerme</i> (aṅgangrí).....	229
<i>Clerodendron intermedium</i> (laróan-anító).....	230
<i>Clerodendron macrostegium</i> (malapotókan).....	230
<i>Clerodendron minahassae</i> (aiam-áiam).....	230
<i>Clerodendron quadriloculare</i> (bagáuak).....	230
<i>Lippia nodiflora</i> (chacháhan).....	230
<i>Premna cumingiana</i> (manabá).....	231
<i>Premna nauseosa</i> (muláuin-áso).....	231
<i>Premna odorata</i> (alagáu).....	231
<i>Tectona grandis</i> (teak).....	231
<i>Vitex negundo</i> (lagundí).....	232
<i>Vitex trifolia</i> var. <i>ovata</i> (lagunding-dágat).....	232
Family Labiatae.....	232
<i>Anisomeles indica</i> (táling-hárap).....	232
<i>Coleus amboinicus</i> .....	232
<i>Coleus blumei</i> (maíána).....	232
<i>Hyptis suaveolens</i> (bangbangsít).....	233
<i>Leucas lavandulifolia</i> (pansi-pansí).....	233
<i>Mentha arvensis</i> (mint or yerba buena).....	233
<i>Ocimum basilicum</i> (balanói or sweet basil).....	233
<i>Ocimum sanctum</i> (sulási or holy basil).....	233
<i>Pogostemon cablin</i> (patchouli or kablín).....	233
<i>Rosmarinus officinalis</i> (rosemary or romero).....	234
<i>Scutellaria luzonica</i> (sidit).....	234
Family Solanaceae.....	234
<i>Datura fastuosa</i> (talong-púnai na itím).....	234
<i>Datura fastuosa</i> var. <i>alba</i> (talóng-púnai).....	234
<i>Nicotiana tabacum</i> (tobacco).....	235

## DESCRIPTION OF SPECIES—Continued.

	Page.
Family Solanaceae—Continued.	
<i>Solanum cumingii</i> (talongtalong) .....	235
<i>Solanum melongena</i> (egg plant or talong).....	235
<i>Solanum nigrum</i> (konti).....	235
Family Scrophulariaceae .....	235
<i>Bacopa monniera</i> (ulasiman-aso) .....	235
<i>Limnophila indica</i> (inata).....	235
<i>Scoparia dulcis</i> (malaanis) .....	236
Family Bignoniaceae .....	236
<i>Crescentia alata</i> (hoja-cruz).....	236
<i>Dolichandrone spathacea</i> (tuwi).....	236
<i>Oroxylum indicum</i> (pingkapingkahan).....	236
Family Pedaliaceae .....	236
<i>Sesamum orientale</i> (sesame or linga).....	236
Family Acanthaceae .....	237
<i>Acanthus ilicifolius</i> (diliuariu).....	237
<i>Barleria prionitis</i> (kukong-manok).....	237
<i>Blechnum brownii</i> (sapi-sapin).....	237
<i>Graptophyllum pictum</i> (atai-atai).....	237
<i>Justicia gendarussa</i> .....	237
<i>Justicia procumbens</i> .....	238
<i>Pseuderanthemum pulchellum</i> (limang-sugat).....	238
<i>Rhinacanthus nasuta</i> (tagak tagak) .....	238
Family Plantaginaceae .....	238
<i>Plantago major</i> (plantain).....	238
Family Rubiaceae .....	238
<i>Borreria hispida</i> .....	238
<i>Gardenia pseudopsidium</i> .....	239
<i>Hydnophytum formicarium</i> .....	239
<i>Hymenodictyon excelsum</i> (aliganngo).....	239
<i>Morinda citrifolia</i> .....	239
<i>Mussaenda philippica</i> (tinuluan-gatas).....	239
<i>Nauclea junghuhnii</i> (mambog).....	240
<i>Nauclea orientalis</i> (bangkal).....	240
<i>Oldenlandia corymbosa</i> .....	240
<i>Paederia foetida</i> .....	240
<i>Pavetta indica</i> (lumboi-manuk).....	241
<i>Psychotria luzoniensis</i> (alitakbo).....	241
<i>Psychotria mindorensis</i> .....	241
<i>Rubia cordifolia</i> (mangil).....	241
Family Cucurbitaceae .....	241
<i>Benincasa hispida</i> (kondol or waxgourd).....	241
<i>Lagenaria leucantha</i> (upo).....	242
<i>Luffa cylindrica</i> (patola).....	242
<i>Momordica charantia</i> (ampalayá).....	242
<i>Momordica cochinchinensis</i> (tabog-ok) .....	242
<i>Trichosanthes quinqueangulata</i> (katimbau).....	242
Family Goodeniaceae .....	243
<i>Scaevola frutescens</i> (bokabok).....	243

DESCRIPTION OF SPECIES—Continued.

	Page.
Family Compositae .....	243
<i>Ageratum conyzoides</i> (búlak-manúk).....	243
<i>Artemisia vulgaris</i> (damóng-maria or mugwort).....	243
<i>Blumea balsamifera</i> (sambóng).....	243
<i>Centipeda minima</i> (harañgán).....	244
<i>Chrysanthemum indicum</i> (chrysanthemum).....	244
<i>Crossostephium chinense</i> .....	244
<i>Eclipta alba</i> (tultulisán).....	244
<i>Elephantopus scaber</i> (pagbiláu).....	244
<i>Elephantopus spicatus</i> (supsúput).....	245
<i>Emilia sonchifolia</i> (tagulínau).....	245
<i>Enhydra fluctuans</i> .....	245
<i>Eupatorium triplinerve</i> (aiapána).....	245
<i>Grangea maderaspatana</i> (pakpakó-ti-álog).....	245
<i>Pterocaulon redolens</i> (subósub).....	245
<i>Siegesbeckia orientalis</i> .....	245
<i>Sphaeranthus africanus</i> (sambóng-damó).....	246
<i>Spilanthes acmella</i> (palumái).....	246
<i>Tagetes patula</i> (marigold or ahíto).....	246
<i>Vernonia cinerea</i> (ágas-móro) .....	246
<i>Wedelia biflora</i> (hagónoi).....	246



# MEDICINAL USES OF PHILIPPINE PLANTS

By LEON MARIA GUERRERO \*

## INTRODUCTION

These notes are the result of several years of investigation into the use made by the natives, for medicinal purposes, of certain plants belonging to the rich Philippine flora, as well as of those of other, foreign species introduced into this country in a prehistoric period and since.

The list of such plants seems unnecessarily long; nevertheless, it does not include all of the species in the list of Philippine medicinal plants. Many already recorded have been purposely omitted, as their inclusion here would occupy too much space. Though it is a long one, it covers only investigations conducted among the Christianized natives, segregated in towns or villages, who have for some time enjoyed the advantages of modern civilization and culture. Similar investigations will be carried on later among the scattered tribes living in the forested mountains in various regions of the Archipelago.

The Philippine flora comprises not only an astonishingly large number of timber and other useful species, but also a no less astonishing wealth of medicinal plants, the great therapeutic possibilities of which will become apparent once empiricism gives way to the practice of scientific pharmacology. This subject has scarcely been touched, so far as native drugs are concerned, notwithstanding the reasonable demand that our native products be utilized in preference to those of other countries which frequently are no better than those of our own land.

To prepare a genuinely Philippine Pharmacopœia is not a simple task, for it involves a thorough chemical and pharmacodynamic study of the most important drugs already known to medical practitioners. Not only this, but careful selection must be made from among those tested in order that the formulas shall not contain several drugs that possess the same or similar curative virtues, and that the proposed Philippine code shall include such foreign drugs for which no equivalents have yet been found here.

---

\* From the Botanical Section of the Biological Laboratory; Bureau of Science, Manila.

From our present knowledge of this matter it seems advisable to condense the list so as to include only the most important material; that is, such plants as have proved efficacious, either medicinally or toxically, according to the general conception of these two terms. There is no doubt that much of folklore has entered into the belief in the great virtues of plants reputed to be medicinal. This fact portrays clearly the primitive mentality of a part of our people who have not yet entirely thrown off the ethological traces which at one time characterized them. What might at first glance appear to be of secondary importance or even without value, may often prove the stepping-stone to chemical investigation; because a belief that may appear to be mere opinion without foundation in fact is, in reality, the result of practical observation. A thing observed may be inexplicable to one of primitive intelligence; but such observation may develop into superstition, since his mind is incapable of interpreting correctly the phenomenon he has observed, and he can only explain it as having occurred through the mysterious intervention of some deity who possesses the key to the enigma.

The *mediquillos*,\* not really understanding the causes that produce disease, simply utilize the plants herein described in the treatment of symptoms. For this reason, the descriptions of their curative uses are usually given here in terms of symptoms rather than as remedies for the treatment of specific diseases.

The formulas used by the *mediquillos* for the administration of their vegetal drugs are the simplest. Their officinal and galenic preparations consist of decoctions and infusions that are more or less concentrated, recently adopted sirups, oily unguents or embrocations, watery or alcoholic macerations, poultices, plasters that have for their base pure wax or resinous substances, inhalations, fumigations, empyreumatic products, etc. Their methods of manipulation are rudimentary and inspired by false principles or by a faulty understanding of the immediate component parts of the plants. The *mediquillo* is not given to mixing many ingredients in one prescription; this fact makes it easier to detect the effects of the drug employed by him, and eliminates all doubt as to whether the effect can be attributed to the principal medicament or to some other one used in connection with it.

---

\* A word used in the Philippine Islands for one having medical experience but no title.

In conclusion, it may be stated that this list of Philippine medicinal plants includes many, the curative virtues of which have been tested by missionaries who for a time exercised their calling in localities lacking the indispensable means for treatment of their sick parishioners. However, it should be remembered that the missionaries owed their knowledge of these native remedies largely to the mediquillos. Notwithstanding the aversion of the missionaries to certain superstitious practices with which these mediquillos sometimes accompanied the internal or external administration of some therapeutic remedy, the former were frequently compelled to request the services of the latter when the life of a patient became endangered.





## DESCRIPTION OF SPECIES

### ALGAE

#### Genus GRACILLARIA

##### GRACILLARIA LICHENOIDES Grev.

GULÁMAN.

Local names: *Guláman* (Tagalog, Sambali, Pangasinan); *gulamán* (Bicol); *guráman* (Ilocos Norte and Sur, Cagayan, Cuyo); *gurguráman* (Cagayan).

The gelatine extracted from this seaweed is used as a pectoral and antidyenteric.

#### Family POLYPODIACEAE

#### Genus ACROSTICHUM

##### ACROSTICHUM AUREUM L.

LAGÓLO.

A description and figure of this species and its local names are given in the section on mangrove swamps.

The rhizomes are vulnerary, and are especially used in healing inveterate ulcers. The leaves used in topicals are emollient.

#### Genus ADIANTUM

##### ADIANTUM PHILIPPENSE L.

KAIKÁI.

Local names: *Culantrillo* (Spanish in the vicinity of Manila and Pampanga); *kaikái* (Tagalog).

The fronds either in decoction or a sirup are, in European therapeutics, utilized for the same purposes as is *Adiantum capillus veneris*. In the Philippines they are administered to women in childbirth in the same manner as are the species of *Aristolochia*.

Distribution: Central Luzon to Palawan.

#### Genus ASPLENIUM

##### ASPLENIUM MACROPHYLLUM Sw.

PAKÓNG-GÚBAT

Local names: *Buntót-kapón* (Tagalog); *culantrillo* (Bukidnon); *pakó* (Palawan, Bukidnon, Isabela); *pakóng-gúbat* (Manila and vicinity).

The fronds in the form of a decoction are a powerful diuretic, used in the treatment of defective urinary secretion, especially that induced by beriberi.

Distribution: Northern Luzon to southern Mindanao.

## Genus DRYNARIA

DRYNARIA QUERCIFOLIA (L.) J. Sm.

PAKPÁK-LÁUIN.

Local names: *Baga-baga* (Pangasinan); *gona tibátib* (Pampanga); *kabkáb*, *kabkábín*, *kabkábon* (Bisaya); *kabkáb* (Bicol); *kappa-kappá* (Iloko); *pakó* (Tayabas); *pakpák-láuin*, *paipái-amó* (Tagalog); *saga* (Benguet).

A description of this species is given in the section on ornamental plants.

The rhizomes in decoction are used as an astringent. In concentrated form they are said to be anthelmintic.

## Genus OLEANDRA

OLEANDRA NERIIFORMIS Cav.

KALISKÍS-ÁHAS.

Local names: *Kaliskís-áhas*, *lúnas* (Tagalog).

The stipes in decoction are an efficacious emmenagogue. They are believed, among the Filipinos, to be a good remedy for venomous snake bites.

Distribution: Benguet, Zamboanga, Basilan.

## Genus ONYCHIUM

ONYCHIUM SILICULOSUM (Desv.) C. Chr.

PAKÓNG-ANÚANG.

Local names: *Dila-dila*, *pakong-anúang* (Tagalog); *pakó* (Bulacan).

The fronds in decoction are good for dysentery.

Distribution: Apparently confined to the provinces of northern and central Luzon.

## Family SCHIZAEACEAE

## Genus LYGODIUM

LYGODIUM CIRCINNATUM (Burm. f.)

NÍTO.

A description and figure of this species and its local names are given in the section on fiber plants.

The stipe is chewed and applied to the bites of venomous reptiles or insects in order to neutralize the poison.

Distribution: Throughout the Philippines from the Batanes Islands to Zamboanga.

## Family CYCADACEAE

## Genus CYCAS

CYCAS RUMPHII Miq.

PÍTGO.

A description and figure of this species and its local names are given in the section on food plants.

The whole seed is roasted, pounded into small pieces, put into coconut oil, stirred, and applied to wounds, boils, itches, and other skin diseases.

## Family TYPHACEAE

## Genus TYPHA

## TYPHA ANGUSTIFOLIA L.

CAT-TAIL.

A description and figure of this species and its local names are given in the section on fiber plants.

The woolly inflorescence is employed in the healing of wounds, yet it ought rather to be considered as hemostatic by mechanical action.

## Family PANDANACEAE

## Genus PANDANUS

## PANDANUS TECTORIUS Soland.

COMMON OF BEACH PANDAN.

A description and figure of this species and its local names are given in the section on fiber plants.

The aërial roots yield a decoction used as a beverage in cases of blennorrhœa. This decoction, together with urethral injections of the sap of the base of the banana plant, is said to be a rapid cure for this malady.

## Family HYDROCHARITACEAE

## Genus OTTELIA

## OTTELIA ALISMOIDES (L.) Pers.

KALABÓA.

A description of this species and its local names are given in the section on food plants.

The leaves are used in topicals to cure hemorrhoids. It has been claimed that this plant has rubefacient properties.

## Family GRAMINEAE

## Genus ANDROPOGON

## ANDROPOGON ACICULATUS Retz.

TINLÁI.

Local names: *Amor-séco* (Spanish-Filipino, Tayabas, Bataan); *tinlái* (Bataan).

The entire plant in decoction is regarded as a diuretic.

Distribution: Common in central provinces of Luzon, but found also in the Mountain Province of Luzon, and the Islands of Palawan and Mindanao.

## ANDROPOGON CITRATUS DC.

TANGLÁD OF LEMON GRASS.

A description of this species and its local names are given in the section on resins, gums, and oils.

The roots yield a decoction used as a diuretic. The leaves are employed for aromatic baths.

**ANDROPOGON SORGHUM** (L.) Brot. var. **VULGARIS** (Pers.) Hack.  
BÁTAD.

Local names: *Bátad* (Tagalog, Bikol, Cuyo, Occidental Negros, Davao); *bukákan* (Bontoc, Iloko Provinces, Pangasinan).

The fruits yield a decoction much like that of barley and which is used similarly.

Distribution: Cultivated, on a small scale for local consumption, from northern Luzon to Mindanao and Palawan.

**ANDROPOGON ZIZANIOIDES** (L.) Urban. VETIVER or MORAS.

A description and figure of this species and its local names are given in the section on resins, gums, and oils.

The decoction of the roots is used for tonic baths, and is taken internally as an efficacious lithotriptic.

Genus **BAMBUSA**

**BAMBUSA SPINOSA** Roxb. SPINY BAMBOO.

A description and figure of this species and its local names are given in the section on bamboos.

A decoction of the roots is administered in cases of anuria.

**BAMBUSA VULGARIS** Schrad. KAWÁYAN-KILÍNG.

A description and figure of this species and its local names are given in the section on bamboos.

The aqueous sap of this plant is much esteemed by the natives as a remedy for phthisis.

Genus **COIX**

**COIX LACHRYMA-JOBI** L. TIGBI or JOB'S TEARS.

The local names of this species are given in the section on fibers.

The starch obtained from the fruit is considered as a tonic which is restorative in convalescence.

Distribution: Widely distributed in the settled areas of the Philippines.

Genus **CYNODON**

**CYNODON DACTYLON** (L.) Pers. BERMUDA GRASS.

Local names: *Galot-galót* (Pangasinan); *grama* (Spanish-Filipino).

A decoction of the entire plant is an effective diuretic and is also considered a pectoral.

Distribution: From northern Luzon to southern Mindanao.

Genus **ELEUSINE**

**ELEUSINE INDICA** (L.) Gaertn. PALAGTIKI or YARD GRASS.

A description of this species and its local names are given in the section on fiber plants.

The entire plant, mixed with gogo, is used to cleanse the head of dandruff, and to prevent loss of hair.

Genus IMPERATA

IMPERATA CYLINDRICA (L.) Beauv. var. KOENIGII Benth. KÓGON.

Local names: *Buchid* (Batanes Islands); *gaon* (Benguet); *gógon* (Bikol); *kógon* (Bontoc, Tagalog, Pampanga, Bisaya, etc.); *pan'áu* (Iloko).

The fruiting spikes are regarded as vulnerary in decoction, and as a sedative when taken internally.

Distribution: Widely distributed from Batanes Islands to southern Mindanao.

Genus ORYZA

ORYZA SATIVA L.

RICE.

Local names: *Ammái* (Ibanak); *humái* (Cebu, Misamis); *págai* (Iloko, Cagayan); *págöi* (Pangasinan); *pákiü* (Igorot); *pálai* (Tagalog); *pále* (Pampanga); *páli* (Sambali); *pároi* (Bikol, Bisaya, Cuyo).

The roots and rhizomes yield a decoction employed in cases of anuria. The lye produced by the burned culms is considered by the Ilokos to be an abortive. The fruits in decoction or poultices are emollient.

Genus PANICUM

PANICUM STAGNINUM Retz.

URARÓI.

Local names: *Lagtóm na pulá*, *urarói* (Camarines); *timsím* (Chinese).

A decoction of the pith is used as a diuretic.

Distribution: Widely distributed from Batanes Islands to southern Mindanao.

Genus PASPALUM

PASPALUM SCROBICULATUM L.

Local names: *Ang-angson* (Benguet); *balili* (Lepanto); *perag'is* (Tagalog).

A decoction of the roots and rhizomes is used as an alterative in childbirth.

Distribution: Mountain Province of Luzon to Basilan.

Genus SCHIZOSTACHYUM

SCHIZOSTACHYUM DIELSIANUM (Pilger) Merr.

A description and figure of this species and its local names are given in the section on bamboos.

A decoction of the rhizomes makes a refreshing beverage. The young shoots are used to dissipate the opacity of the cornea.

Distribution: Very common in the central provinces of Luzon.

## Genus ZEA

ZEA MAYS L.

CORN.

Local name: *Máis* (Spanish-Filipino).

A decoction of the fresh or dried stalk, as well as that of the stigmas, is a diuretic much used by the natives of the Philippines.

Distribution: Cultivated throughout the Philippines.

## Family CYPERACEAE

## Genus KYLLINGA

KYLINGA MONOCEPHALA Rottb.

BUSÍKAD.

Local names: *Anúang*, *muthá* (Tagalog); *bagi-bági*, *puñgós* (Samar); *basíkad*, *botoncillo* (Laguna); *borsa n̄ca dadakkél* (Union); *bosbotónes*, *busíkad* (Bisaya); *katutu* (Cotabato); *malaapúlíd* (Pampanga); *mustra* (Tayabas); *sudsúd* (Bisaya).

The rhizome yields a decoction employed as a diuretic. Mixed with oil, it is externally employed to combat certain forms of dermatosis.

Distribution: Common and widely distributed throughout the Philippines.

## Family PALMAE

## Genus ARECA

ARECA CATECHU L.

BÚŃGA or BETEL PALM.

A description and figure of this species and its local names are given in the section on palms.

The seeds, besides being chewed, are also much employed externally as an astringent. The tender seeds are said to be purgative, and the ripened ones grated are a vermifuge. Some care must be taken in grating, as the seeds contain poisonous elements.

ARECA HUTCHINSONIANA Becc.

PISA.

A description of this species and its local names are given in the section on palms.

The raw terminal bud is given to children to be eaten as a vermifuge.

## Genus ARENGA

ARENGA PINNATA (Wurmb) Merr.

KÀONG or SUGAR PALM.

A description and figure of this species and its local names are given in the section on palms.

The unripe fruit is edible, but when ripe is said to be a violent poison for dogs. The fuzz of the petioles is used as a hemostatic and cicatrizant.

Genus **COCOS**

**COCOS NUCIFERA** L.

COCONUT PALM

Figures of this species and its local names are given in the section on palms.

This plant, besides its many medicinal uses, gives an empyreumatic product used generally in toothache caused by caries, and in cutaneous diseases. It is obtained by burning the endocarp in a receptacle, and condensing in another the volatile products which separate.

Distribution: Throughout the Philippines in cultivation.

Genus **CORYPHA**

**CORYPHA ELATA** Roxb.

BURI.

A description and figure of this species and its local names are given in the section on palms.

The young plants are brewed in decoction and administered in cases of febrile catarrh.

Family **ARACEAE**

Genus **ACORUS**

**ACORUS CALAMUS** L.

LUBIGÁN or SWEET FLAG.

A description of this species and its local names are given in the section on resins, gums, and oils.

The rhizomes are administered as a stimulant and carminative. They are said to be antirheumatic when used as an embrocation.

Genus **ALOCASIA**

**ALOCASIA MACRORRHIZA** (L.) Schott.

BÍGA.

A description of this species and its local names are given in the section on food plants.

The petioles, in a nearly decayed state, are ground together, placed in a piece of cloth with live coals, and used as an application to alleviate toothache.

Genus **AMORPHOPHALLUS**

**AMORPHOPHALLUS CAMPANULATUS** (Roxb.) Blume. PUNĠÁPUNĠ.

A description and figure of this species and its local names are given in the section on food plants.

The corms are caustic, and are employed, in antirheumatic poultices, as rubefacients.

Genus **CYRTOSPERMA**

**CYRTOSPERMA MERKUSII** (Hassk.) Schott.

PALAUÁN.

A description of this species and its local names are given in the section on food plants.

The spadix is used in decoction as an emmenagogue and ecbolic.

Genus HOMALOMENA

HOMALOMENA PHILIPPINENSIS Engl.

TAHFG.

A description of this species and its local names are given in the section on miscellaneous plants.

The rhizomes are reputed to be antirheumatic if used in the form of an embrocation.

Genus RHAPHIDOPHORA

RHAPHIDOPHORA MERRILLII Engl.

AMLÓNG.

Local names: *Amlóng* (Camarines); *amúlong* (Iloko); *balamai*, *mala-pakpák*, *tampinbanal*, *tibatib* (Tagalog); *balikukup bisano*, *dibatib*, *daila*, *garban*, *horag*, *takoline*, *tirbatib* (Bisaya); *dukup* (Bontoc).

The sap is employed for the cure of snake bites. The spadix of this plant is valued among the natives as an emmenagogue, perhaps on account of its form.

Distribution: Mountain Province of Luzon to southern Mindanao.

Genus TYPHONIUM

TYPHONIUM DIVARICATUM Decne.

Local name: *Gabigabihan* (Tagalog).

The corms have a rubefacient quality, but are very rarely used.

Family FLAGELLARIACEAE

Genus FLAGELLARIA

FLAGELLARIA INDICA L.

BALING-UAI.

A description and figure of this species and its local names are given in the section on fiber plants.

The stem and rhizome in decoction are considered diuretic.

Family COMMELINACEAE

Genus COMMELINA

COMMELINA BENGHALENSIS L.

SABILÁU.

Local names: *Alikbáñgon* (Tagalog); *bias-biás* (Pampanga); *kuhási* (Batanes Islands); *kulkulási* (Union); *olikháñgon* (Tagalog); *sabiláu* (Bisaya).

The entire plant, in decoction, is used as an emollient collyrium. It is also employed to combat strangury.

Distribution: Batanes Islands to Palawan and Basilan.



Family LILIACEAE.

Genus ALIUM

**ALLIUM CEPA** L.

ONION.

Local names: *Aldonises*, *sibúyas* (Tagalog).

The bulbs, cooked and mixed with cocoanut oil, are used in the form of an ointment applied to the abdomen to provoke diuresis.

**ALLIUM SATIVUM** L.

BÁUANG or GARLIC.

Local names: *Ajos* (Spanish); *báuang* (Ilocos Norte and Sur, Abra, Benguet, Nueva Ecija, Union, Zambales, Pangasinan, Tarlac, Pampanga, Bulacan, Bataan, Cavite, Batangas, Manila, Rizal, Laguna, Tayabas, Camarines Norte and Sur, Albay, Leyte, Marinduque, Misamis); *lasoná* (Cuyo).

The bulbs, when applied to the temples in the form of a poultice, are considered to be revulsive in headache. They are used also to mitigate the pain caused by the bites of insects, scorpions, centipedes, etc.

Genus SANSEVIERA

**SANSEVIERA ZEYLANICA** (L.) Willd.

SINAWÁ.

A description of this species and its local names are given in the section on fiber plants.

The leaves when roasted are used as an emollient.

Genus SMILAX

**SMILAX BRACTEATA** Presl.

BANÁG.

Local names: *Banág* (Benguet, Union, Abra); *banál* (Benguet); *hampás-tigbálang*, *kamagsá*, *sipit-oláng* (Rizal); *kolót-bábui* (Bataan).

The rhizomes and roots are regarded as depurative when used in the form of a decoction.

Distribution: Benguet, Union, Pangasinan, Nueva Ecija, Bulacan, Rizal, Laguna, Tayabas, Bataan, Sorsogon, Davao.

**SMILAX CHINA** L.

UBI-UBÍHAN.

Local names: *Buanal* (Benguet); *ubi-ubíhan* (Tagalog).

The roots and rhizomes taken in the form of a decoction are used as depurative in cases of herpetism, syphilis, etc.

Distribution: In the mountains of Benguet, Lepanto, Ifugao, Bontoc, Mindoro, Zambales, Negros.

**SMILAX LEUCOPHYLLA** Blume.

HAMPÁS-TIGBÁLANG.

Local names: *Bánal* (Benguet); *hampás-tigbálang*, *kámot-kabág* (Rizal); *ronas* (Bisaya); *zarzaparilla-putí* (Laguna).

The roots and rhizomes of this species are used as a purifier

of the blood, as is the case with all species of *Smilax*. They are considered as antisymphilitic and antirheumatic, and are generally effective in cutaneous affection.

Distribution: Benguet, Pangasinan, Bataan, Pampanga, Rizal, Laguna, Mindoro, Balabac, Palawan, Culion, and Agusan.

### Family AMARYLLIDACEAE

#### Genus CRINUM

##### CRINUM ASIATICUM L.

BÁKONG.

Local names: *Agubáhan* (Bisaya); *bákon* (Polillo, Mindoro); *bákong* (Bataan, Union, Pangasinan, Camarines); *kalagúkon* (Bisaya); *salibang-báng* (Bisaya).

The bulbs are prepared as an ointment, and the leaves as an emollient, both in the form of topicals. The bulbs have emetic properties.

Distribution: Batanes Islands, Bontoc, Ilocos Sur, Nueva Vizcaya, Union, Pangasinan, Bataan, Rizal, Laguna, Mindoro, Polillo, Palawan, Davao, Zamboanga.

#### Genus CURCULIGO

##### CURCULIGO ORCHIOIDES Gaertn.

Local names: *Estrella*, *talañgi*, *tataluañgi* (Bukidnon); *kogon-kogon* (Rizal); *sulsulitik* (Bontoc).

The plant is used as a cure for skin diseases and for headache. The root when powdered and used pure, or mixed with other tonic or carminative vegetable drugs, is considered tonic, pectoral, diuretic and aphrodisiac.

Distribution: Bontoc, Pangasinan, Rizal, Mindoro, Sorsogon, Antique, Semirara Island, Biliran Island, Palawan, Bukidnon, and Davao.

#### Genus EURYCLES

##### EURYCLES AMBOINENSIS (L.) Lindl.

KATÁÑGAL.

Local names: *Abud* (Bisaya); *katáñgal* (Bisaya); *katúngal* (Tagalog); *kósol* (Bisaya); *daúsum* (Bisaya); *panábor* (Bisaya); *talaúnur* (Bisaya); *taliunúd* (Bikol); *tambál* (Tagalog); *tanual*, *tonuar* (Bisaya).

The bulbs are employed as emeto-cathartic in small doses; the leaves are used externally as antirheumatic topicals.

Distribution: Cavite, Laguna, Camarines, Mindoro; often cultivated as an ornamental pot plant.

#### Genus HYMENOCALLIS

##### HYMENOCALLIS LITTORALE (Jacq.) Salisb.

Local names: *Ajos-ajos ñga maputi* (Bisaya); *bákong* (Tagalog); *lirio* (Spanish-Filipino).

The bulbs are used as a vulnerary.

## Genus POLIANTHES

## POLIANTHES TUBEROSA L.

AZUCENA or TUBEROSE.

Local name: *Azucena* (throughout the Philippines).

The bulbs are used in a decoction to cure gonorrhœa; and in the form of a poultice are employed as a maturative.

Distribution: Cultivated from Luzon to Mindanao.

## Family DIOSCOREACEAE

## Genus DIOSCOREA

## DIOSCOREA HISPIDA Dennst.

NAMÍ.

A description of this species and its local names are given in the section on food plants.

The tubers, raw or cooked, are used as an anodyne and maturative in cases of tumors and buboes, and also against arthritic and rheumatic pains, etc.

## Family MUSACEAE

## Genus MUSA

## MUSA ERRANS (Blanco) Teodoro var. BOTOAN Teodoro.

BUTÚHAN.

Local names: *Butúan* or *butúhan* (Tagalog, Bikol); *búi* (Iloko); *pákol* (Bisaya).

The sap is vulnerary. The sap exuding from the base of the cut trunk is used for urethral injections in gonorrhœa.

Distribution: Widely distributed and occasionally cultivated.

## Family ZINGIBERACEAE

## Genus ALPINIA

## ALPINIA PYRAMIDATA Blume.

LANGKAUÁS.

A description of this species and its local names are given in the section on food plants.

The rhizomes are carminative and stimulative. A decoction of the leaves is used for antirheumatic and stimulant baths.

## Genus COSTUS

## COSTUS SPECIOSUS (Koenig) Sm.

TUBÓNG-USÁ.

Local names: *Bastón de San José* (Spanish in Iloilo); *lúnas* (Bataan); *tambák* (Batangas); *tubóng-usá* (Camarines).

The rhizome is an aromatic medicine. It is not much used, though it sometimes replaces the species of *Kaempferia*.

Distribution: Very widely distributed throughout Luzon, the Visayas, and Mindanao.

## Genus CURCUMA

## CURCUMA LONGA L.

DILÁU or TURMERIC.

A description of this species and its local names are given in the section on resins, gums, and oils.

The rhizomes when cooked in oil are stomachic and vulnerary.

## Genus KAEMPFERIA

## KAEMPFERIA GALANGA L.

DUSÓL.

Local names: *Disól* (Bontoc); *dusó* (Tagalog, Rizal); *dusól, gúsól* (Tagalog); *kisól* (Bukidnon).

The rhizome is carminative if used in decoction. When chewed, it is said to be useful in alleviating coughs. The pounded rhizome is used in curing the irritation produced by contact with stinging caterpillars.

Distribution: Bondoc, Rizal, Bukidnon.

## KAEMPFERIA ROTUNDA L.

The rhizome is used internally in gastric complaints, as are the species of *Galanga*. Used externally, it is a powerful cicatrizant if mixed with coconut oil.

Distribution: Widely distributed in the Philippines, both cultivated and wild.

## Genus KOLOWRATIA

## KOLOWRATIA ELEGANS Presl.

TAGBÁK.

Local names: *Tagbák* (Rizal, Laguna, Camarines); *tagbák-bábui* (Batangas); *talbák* (Pampanga, Bataan, Laguna); *tugbák* (Tayabas).

The leaves, after having been pounded and mixed with a little salt, are rubbed on the affected parts of a paralytic patient.

Distribution: Widely distributed in the Philippines.

## Genus ZINGIBER

## ZINGIBER ZERUMBET (L.) Sm.

BARÁK.

Local names: *Banglái* (Tagalog); *barák* (Tayabas); *kalauág* (Albay); *langkauás* (Polillo); *tamohílang* (Bukidnon); *tumbong-áso* (Tagalog).

The pulverized rhizome is administered as an antidiarrhetic.

Distribution: Bontoc, Apayao, Bataan, Cavite, Manila, Batangas, Laguna, Tayabas, Polillo, Camarines, Albay, Bukidnon, Lanao; occasionally cultivated.

## Family CANNACEAE

## Genus CANNA

## CANNA INDICA L.

CANNA.

Local names: *Kakuintásan, kwintas-kuintásan* (Tagalog); *tikas-tikas* (Tagalog, Bisaya); *lasá* (Batanes Islands).

The rhizome in decoction is used as a diuretic, and when macerated in water is said to alleviate nosebleed.

Distribution: Batanes Islands to Lanao.

## Family MARANTACEAE

## Genus DONAX

DONAX CANNAEFORMIS (Forst. f.) K. Schum.

BAMBÁN.

A description and figure of this species and its local names are given in the section on fiber plants.

The roots when brewed in decoction are said to act as an antidote for snake bites, and in blood-poisoning generally.

## Family ORCHIDACEAE

## Genus GEODORUM

GEODORUM NUTANS (Presl) Ames.

A description of this species and its local names are given in the section on resins, gums, and oils.

The tuberous base is regarded as emollient when utilized as a poultice.

## Family CASUARINACEAE

## Genus CASUARINA

CASUARINA EQUISETIFOLIA L.

AGÓHO.

Local names: *Agóho* (Tagalog, Bisaya, Bikol, Pampangan); *agó* (Palau Islands, Cagayan); *agok* (Cagayan, Babuyan Islands); *agoko* (Pangasinan); *agoso* (Zambales, Nueva Ecija, Tayabas); *ak-o* (Cagayan); *aró* (Iloco, Benguet); *arobo*, *aroho* (Abra); *aroo* (Cagayan, Ilocos Norte, Pangasinan, Nueva Ecija, Ilocos Sur); *karo* (Ilocos); *malabóhok* (Bisaya); *maribúhok* (Leyte, Surigao).

The bark, in decoction, is employed as an emmenagogic and ecboic when taken in large doses.

Distribution: Very widely distributed from northern Luzon to Palawan and northern Mindanao, along the coast and sandy river valleys.

## Family PIPERACEAE

## Genus PIPER

PIPER BETLE L.

BÚYO or BETEL PEPPER.

A description of this species and its local names are given in the section on official medicinal plants.

The leaves, together with lime and betel nut, constitute a masticatory in general use among the Filipinos, who consider it a preservative of the teeth and a prophylactic against certain complaints of the stomach. The leaves when greased with lard or sesame oil are much used by Filipinos as a carminative medicine applied to the abdomen of children suffering from gastric disorders.

**PIPER NIGRUM L.**

Local name: *Malisa* (Tagalog, Bisaya).

The fruit is used as a condiment by the Filipinos; and also, when applied externally, as a stimulant and rubefacient.

Distribution: Cavite, Batangas, Surigao.

**PIPER RETROFRACTUM Vahl.**

Local names: *Amaras* (Pangasinan); *buyo-búyo* (Bisaya); *kamara* (Abra, Union); *kayuñgo* (Manila); *litlit* (Cavite, Pangasinan); *sabia* (Cavite, Rizal, Laguna); *saog-machin* (Rizal); *subón-manúk* (Bataan).

The root is chewed and the saliva swallowed, or the root is brewed in decoction as a cure for colic.

Distribution: Babuyan Islands, Ilocos Norte, Abra, Union, Pangasinan, Nueva Ecija, Bulacan, Bataan, Cavite, Rizal, Manila, Laguna, Mindoro, Antique, Palawan.

Family **CHLORANTHACEAE**Genus **CHLORANTHUS****CHLORANTHUS BRACHYSTACHYS** Blume.

Local names: *Apot*, *gapas*, *umu-um* (Benguet); *gamuk* (Bukidnon); *tatal* (Basilan).

An infusion of this plant is said to be good for headache.

Distribution: Common and widely distributed at medium and higher altitudes throughout the Archipelago.

Family **MORACEAE**Genus **ARTOCARPUS****ARTOCARPUS COMMUNIS** Forst.

ANTIPÓLO.

A description and figure of this species and its local names are given in the section on fiber plants.

A decoction of the bark is used as a vulnerary.

**ARTOCARPUS CUMINGIANA** Tréc.

ANUBÍNG.

A description and figure of this species and its local names are given in the section on resins, gums, and oils.

The bark is boiled and used as a remedy for stomachache.

**ARTOCARPUS INTEGRÁ** (Thunb.) Merr.

NANGKÁ.

A description of this species and its local names are given in the section on fiber plants.

The leaves, charred, and powdered, are used as an effective cicatrizant for the wound resulting from a surgical operation for the removal of congenital phimosis.

Genus **FATOUA**

**FATOUA PILOSA** Gaudich.

SIKKÍR.

Local names: *Malbas-damó* (Batangas); *póro* (Unión); *sarungkár a bassít* (Ilocos Sur); *sikkír* (Union).

This plant is said to be used for swollen gums.

Distribution: Northern Luzon to Mindanao. It occurs in dry thickets, on walls, cliffs, etc. at low altitudes.

Genus **FICUS**

**FICUS HAÜILI** Blanco.

HAÜILI.

Local names: *Diudiu* (Benguet); *havili* (Benguet, Zambales, Bulacan, Bataan, Rizal, Laguna, Batangas, Mindoro); *kauili* (Tayabas, Bataan); *labnóg* (Mindoro, Occidental Negros, Guimaras Island); *lagneób* (Bataan); *lagmút, lamnóg* (Occidental Negros); *lápting* (Pangasinan); *lillau, tuliau* (Cagayan); *liuliu* (Abra, Bontoc, Pangasinan); *raiya-ráiya* (Ilocos Norte and Sur, Abra); *yabnói* (Batanes Islands).

The latex is used to cure certain varieties of herpes. The leaves applied externally are said to be antirheumatic.

Distribution: Very abundant throughout the Philippines, from Batanes Islands to Basilan Island.

**FICUS MINAHASSAE** (Teysm. & De Vr.) Miq.

HAGÍMIT.

Local names: *Arimit* (Abra); *ayimit* (Polillo); *áimit, ayúmit* (Tayabas *businaí* (Ilocos Sur); *hagimit* (Laguna, Tayabas, Mindoro, Samar, Leyte, Capiz); *hugímit* (Bukidnon); *sabfog* (Bontoc); *tambis-tambis, taisan* (Basilan); *tambuyógan* (Masbate).

The leaves are used as an antirheumatic topical. The sap is employed as a beverage.

Distribution: From northern Luzon to Basilan Island.

**FICUS PAYAPA** Blanco.

PAYÁPA.

Local names: *Baléte* or *balíte* (Zambales, Bataan, Rizal, Mindoro, Laguna, Batangas); *dalagíta* (Bisaya); *dalákit* (Oriental Negros); *lanḡaban* (Cotabato); *payápa* (Tagalog, Pampangan).

The roots are an effective vulnerary when powdered and applied to wounds.

Distribution: Common in northern and central Luzon, and also collected from Mindoro, Leyte, Negros, Cotabato, and Lanao.

Genus **MALAISIA**

**MALAISIA SCANDENS** (Lour.) Planch.

MALAIŚS.

A description of this species and its local names are given in the section on fiber plants.

The leaves are administered in decoction to women after childbirth.

Genus **STREBLUS****STREBLUS ASPER** Lour.

KALIÓS.

A description of this species and its local names are given in the section on soap substitutes.

Water in which the bark of this tree has been boiled is used for disinfecting wounds; also internally for the skin disease called "culebra." The bark is chewed as an antidote in snake poisoning. An infusion of the leaves is drunk as a tea.

Family **URTICACEAE**Genus **FLEURYA****FLEURYA INTERRUPTA** (L.) Gaudich.

LIPÁNG-ÁSO.

Local names: *Dalamo, damoro* (Bisaya); *lañgála, lipáng-áso, lipáng-kastíla* (Tagalog); *lúpa* (Pampanga).

The leaves, applied locally, are said to be good as a cure for carbuncles. A decoction of the root is an efficacious diuretic.

Distribution: Apayao, Nueva Vizcaya, Rizal, Manila, Laguna, Tayabas, Polillo, Albay, Sorsogon, Antique, Misamis, Butuan, Camiguin Island, Davao, Palmas Islands.

Genus **LAPORTEA****LAPORTEA MEYENIANA** (Walp.) Warb.

LIPÁNG-KALABÁU.

Local names: *Aparigua* (Bisaya); *liñgátong, lipa, lipái, lipáng-kalabáu* (Tagalog); *lipáng-dútong* (Pampanga).

The root and leaves are used in infusion as a diuretic in cases of urinary retention. The leaves are said to cure carbuncles if applied locally.

Distribution: Cagayan, Mountain Province, Union, Nueva Vizcaya, Pangasinan, Pampanga, Bulacan, Cavite, Rizal, Laguna, Tayabas, Batangas, Mindoro, Guimaras Island.

Genus **PILEA****PILEA MICROPHYLLA** (L.) Liebm.

The entire plant in infusion is used as a diuretic.

Distribution: Union, Pampanga, Rizal, Manila, Laguna, Tayabas, Polillo, Albay, Palawan, Malamaui Island, Jolo, Cotabato.

Genus **POUZOLZIA****POUZOLZIA ZEYLANICA** (L.) Benn.

The leaves are used as a vulnerary, but more especially as a cicatrizant for gangrenous ulcers.

Distribution: Batanes Islands, Cagayan, Ilocos Norte, Union, Bontoc, Apayao, Nueva Vizcaya, Pangasinan, Pampanga, Rizal,



Manila, Laguna, Batangas, Tayabas, Polillo, Camarines, Mindoro, Samar, Leyte, Negros Oriental, Butuan, Bukidnon, Lanao, Zamboanga.

Family ARISTOLOCHIACEAE

Genus ARISTOLOCHIA

ARISTOLOCHIA SERICEA Blanco

PANG-GUISÍ

Local name: *Pang-guisí'* (Iloko).

The entire fresh plant is used as a carminative, emmenagogue, and febrifuge remedy. In cases of very painful gastralgia, the root is chewed and the saliva swallowed. The root macerated in native spirituous liquors is administered *post partum* as a uterine tonic. It has been asserted that this drug is a violent abortive.

Distribution: Cagayan, Union, Batangas.

ARISTOLOCHIA TAGALA Cham.

TIMBÁÑGAN.

Local names: *Malaúbi*, *timbáñgan*, *timbañgtimbáñgan* (Tagalog); *kamkamáulan* (Benguet); *nag-erus*; (Union); *parol-parólan* (Polillo); *tauén-tauén* (Iloko).

The roots are said to be tonic, carminative, and emmenagogic; and a very efficient remedy for infantile tympanites if they are pulverized and applied to the abdomen.

Distribution: Widely distributed from the Mountain Province of Luzon to southern Mindanao.

Family POLYGONACEAE

Genus POLYGONUM

POLYGONUM BARBATUM L.

SUBSÚBAN.

Local names: *Kanubsúban*, *ligan-lúpa* (Pampanga); *subsúban* (Tagalog).

The sap of the pounded leaves, applied directly to wounds, is an effective cicatrizant.

Distribution: Mountain Province of Luzon to Basilan.

Family CHENOPODIACEAE

Genus CHENOPODIUM

CHENOPODIUM AMBROSIODES L.

ALPASÓTES.

Local names: *Alpasótes* (Spanish-Filipino); *alpasóti* (Bontoc); *apasótes* (Union); *pasóti* (Mindoro); all corruptions of the scientific name.

The leaves and tops, crushed and mixed with cooked rice are used as a carminative in poultices applied to the abdomen of children suffering from dyspepsia. This plant is considered also to be an emmenagogue.

Distribution: In waste places throughout the Philippines.

## Family AMARANTHACEAE

## Genus ACHYRANTHES

## ACHYRANTHES ASPERA L.

RAG-RAGÁDI.

Local names: *Áñgud* (Pampanga); *garém* (Ilocos Sur); *guella* (Palau Island); *hán̄gog* (Balabac Island); *hán̄gor* (Tagalog, Bisaya); *hán̄got* (Tagalog); *hán̄gug* (Mindoro, Bulacan); *higad-higad*, *igad-igad* (Ilocos Norte); *libai* (Tagalog); *rag-ragádi* (Pangasinan); *sarámo* (Bisaya).

A decoction of the leaves and roots of this plant is used locally as a diuretic.

The sap is said to be useful in dissipating the opacity of the cornea.

Distribution: Throughout the Philippines at low and medium altitudes, a weed in open waste places.

## Genus AERUA

## AERUA LANATA (L.) Juss.

KARLAKÉM.

Local names: *Karlakém* (Union); *pamainap* (Mindoro).

A decoction of this plant is a very efficacious diuretic, and is said to be useful in catarrh of the bladder and in gonorrhoea.

Distribution: Union, Central Luzon provinces, Mindoro, and the Visayas.

## Genus AMARANTHUS

## AMARANTHUS SPINOSUS L.

KALÚNAI.

Local names: *Akum* (Cotabato); *arái* (Batangas); *ayantoto* (Pampanga); *ba'uan* (Bontoc); *bayambáng* (Mindoro); *iting-iting* (Davao); *kalúnai* (Iloko); *karlúnai* (Iloko in Bontoc); *kuantóng* (Iloko); *kulítis*, *kilítis* (Tagalog); *oóri* (Polillo); *sütan* (Union); *urái* (Mindoro, Tayabas).

A decoction of the root is useful in the treatment of gonorrhoea.

Distribution: Cagayan, Ilocos Norte, Benguet, Bontoc, Nueva Vizcaya, Union, Nueva Ecija, Manila, Laguna, Tayabas, Mindoro, Polillo, Palawan, Davao, Cotabato.

## Genus CELOSIA

## CELOSIA ARGENTEA L.

KADAIÓHAN.

Local names: *Kadaióhan*, (Tagalog); *sansandok* (Ilocos Norte); *taguhúg* (Occidental Negros).

The seeds when in a decoction, or as fine powder, are considered antidiarrhetic and aphrodisiac. The leaves are edible, but are not eaten by women during menstruation.

Distribution: Cagayan, Ilocos Norte and Sur, Benguet, Pangasinan, Nueva Ecija, Rizal, Manila, Laguna, Tayabas, Mindoro, Negros, Bohol, Palawan, Lanao, Davao.

## Family PORTULACACEAE

## Genus PORTULACA

## PORTULACA OLERACEA L.

GULASÍMAN.

A description of this species and its local names are given in the section on food plants.

The leaves and tops, in poultices, are used as an antihemorrhagic. In the form of an infusion they are taken as a diuretic beverage. Also they are employed to heal burns and cure certain skin diseases.

Distribution: Very common in waste places throughout the Philippines.

## Family BASELLACEAE

## Genus BASELLA

## BASELLA RUBRA L.

LIBÁTO.

A description of this species and its local names are given in the section on food plants.

The roots are employed as a rubefacient, and in poultices to reduce local swellings. The sap is used to anoint any part of the body affected by acne in order to diminish the irritation produced by that malady.

## Family NYMPHAEACEAE

## Genus NELUMBIUM

## NELUMBIUM NELUMBO (L.) Druce.

BÁINO or LOTUS.

A description of this species and its local names are given in the section on food plants.

The roots, rhizomes, and flowers are employed as an astringent. The leaves and seeds are used in poultices.

## Family MENISPERMACEAE

## Genus ANAMIRTA

## ANAMIRTA COCCULUS (L.) W. et A.

LIGTÁNG.

A description of this species and its local names are given in the section on fiber plants.

The seeds, which are very poisonous, are used to kill lice in the hair. They are also employed in fishing.

## Genus ARCHANGELISIA

## ARCHANGELISIA FLAVA (L.) Merr.

ABÚTRA.

A description of this species and its local names are given in the section on dyes.

A decoction of the roots and stem is used as a febrifuge, tonic, emmenagogue, or abortive, according to the quantity administered. In Zambales it is also employed as an expectorant in bronchial affections. This plant contains about 5 per cent of berberine.

Genus **CISSAMPELOS****CISSAMPELOS PAREIRA L.**

KALÁAD.

Local names: *Batang-bátang* (Cebu); *kaláad*, *kalkaláad* (Tagalog, Iloko in Union and Cagayan); *kalakalamáian* (Batangas); *kuskustipa* (Iloko); *gulagulamánan* (Tagalog); *hampapáre*, *himpára'* (Bisaya); *makabu* (Bulacan); *málarutto* (Apayao); *pare'-páre'* (Laguna); *parí*, *sampapáre'* (Bisaya); *sansáu*, *sansau-sansáuan*, *sinsau-sinsáuan* (Tagalog).

The root when brewed in decoction is considered diuretic, lithotriptic, pectoral, and febrifugal. The pounded leaves are used to cure snake bites. They are a good antiscabious remedy.

Distribution: Widely distributed throughout the Philippines.

Genus **PYCNARRHENA****PYCNARRHENA MANILLENSIS Vidal**

ÁMBAL.

Local names: *Ambal* (Tagalog); *bágo* (Negros); *halikót*, *halót* (Bisaya); *mamonjól* (Tayabas).

The powdered root, taken internally, is used as a tonic medicine. It is very efficacious as a cicatrizant. It is said that it is also an excellent vulnerary and a remedy for snake bites, and that the infusion is good for women in parturition.

Distribution: Central Luzon to Zamboanga.

Genus **STEPHANIA****STEPHANIA JAPONICA (Thunb.) Miers**

MARATUGÍ.

Local names: *Kuren* (Batanes Islands); *maratugí* (Bontoc).

This plant is said to be of value in the cure of itches.

Distribution: Batanes Islands, Cagayan, Ilocos Norte, Bontoc, Lepanto, Benguet, Batangas, Rizal, Laguna, Camiguin Island. In thickets and forests at low and medium altitudes.

Genus **TINOMISCIUM****TINOMISCIUM PHILIPPINENSE Miers**

BAYATÍNG.

Local names: *Bayatíng* (Pampanga); *lagtáng* (Laguna); *timbang-timbang* (Tayabas).

The white milky sap diluted with water is used as an eyewash.

Distribution: Pangasinan, Laguna, Tayabas, Biliran Island, Lanao, Davao. In forests at low and medium altitudes.

Family ANNONACEAE

Genus ALPHONSEA

ALPHONSEA ARBOREA (Blanco) Merr. BOLÓN.

Local names: *Bolón* (Camarines); *kalái* (Zambales, Laguna); *lanútan* (Leyte, Mindoro, Tayabas); *lanútan-itúm* (Ticao Island); *sapiro* (Cebu).

The fruit of this tree is boiled and used locally as a cure for fever. A decoction of the fruits is a good remedy in amenorrhœa.

Distribution: Central Luzon to Davao.

Genus GONIOTHALAMUS

GONIOTHALAMUS AMUYON (Blanco) Merr. AMÚYONG.

A description of this species and its local names are given in the section on fiber plants.

The seeds cooked with oil make an effective liniment in rheumatic complaints. In decoction they are used in tympanites.

Family LAURACEAE.

Genus CINNAMOMUM

CINNAMOMUM MERCADOI Vidal KALÍŃGAG.

A description and figure of this species and its local names are given in the section on resins, gums, and oils.

The bark has rubefacient properties and is utilized as a remedy for headaches and rheumatism. It is also chewed for stomach troubles, and is used in tuberculosis. It is sometimes substituted for cinnamon as a condiment.

CINNAMOMUM MINDANAENSE Elm. MINDANAO CINNAMON.

A description and figure of this species and its local names are given in the section on resins, gums, and oils.

The bark is used in the same manner as is Ceylon cinnamon. Filipinos use it in decoction with ginger, star anise (*Illicium anisatum*), and sugar as a stomachic beverage, and also at breakfast. It is a very agreeable and hygienic drink.

The leaves yield a stimulant and carminative medicine.

Genus LITSEA

LITSEA GLUTINOSA (Lour.) C. B. Rob. SABLÓT.

Local names: *Balanġánan* (Mindoro); *butus* (Bataan); *daláuen* (Isabela); *duñġul* (Cagayan); *lauat* (Masbate); *lokblút* (Amburayan); *lomá-ñġog* (Guimaras Island); *malakakáo* (Bataan); *márang* (Polillo); *mipipí* (Ticao Island); *olos-ólos* (Pangasinan); *parasablút* (Zambales); *sablót* (Union, Cagayan, Ilocos Sur, Isabela); *siblót* (Cagayan); *tagutugan* (Camarines); *tayakpok* (Agusan); *tubjus* (Batanes Islands).

The bark is used in decoction for the cure of intestinal catarrh.

Distribution: Cagayan to Cotabato.

## Family CAPPARIDACEAE

## Genus CAPPARIS

CAPPARIS HORRIDA L. f.

HALUBÁGAT-BÁGING.

A description of this species and its local names are given in the section on food plants.

The leaves are employed as a counter-irritant.

CAPPARIS MICRACANTHA DC.

HALUBÁGAT-KÁHOÍ.

A description of this species and its local names are given in the section on food plants.

This plant is said to be used for asthma and for pains in the breast.

## Genus CRATAEVA

CRATAEVA RELIGIOSA Forst.

BALÁI-LAMÓK.

Local names: *Balái-lamók* (Ilocos Sur, Pangasinan); *banugan* (Masbate); *duliñgatok* (Pampanga); *léting-páko* (Nueva Ecija).

The leaves of this plant are said to be useful in cases of irregular menstruation. They are considered stomachic. The root is employed as an alterative. The sap of the bark is used as a cure in convulsions and tympanites.

Distribution: Northern Luzon to Masbate and Palawan, probably also in Mindanao and the Sulu Archipelago. Found in waste places, along streams, and in thickets near the sea, sometimes planted.

## Genus GYNANDROPSIS

GYNANDROPSIS GYNANDRA (L.) Merr.

MANÁBO.

Local names: *Manábo* (Abra); *tantandók*, *tantandók ñga dadakkól* (Union).

The leaves are used externally, as are the seeds of mustard, and are taken internally in certain bilious disorders. The seeds are considered to have properties similar to those of mustard.

Distribution: Cagayan, Ilocos Sur, Abra, Union, Pangasinan, Pampanga, Bataan, Rizal, Manila, Mindoro, Sorsogon, Panay, Negros Oriental, Davao, Zamboanga.

## Family MORINGACEAE.

## Genus MORINGA

MORINGA OLEIFERA Lam.

MALUNGGÁI or HORSE-RADISH TREE.

A description of this species and its local names are given in the section on resins, gums, and oils.

The bark is used as a rubefacient remedy. It is said that the roots of this tree, if chewed and applied to the bite of a snake,

will prevent the poison from spreading. A decoction of the roots is considered antiscorbutic and is also given to delirious patients.

### Family PITTOSPORACEAE

#### Genus PITTOSPORUM

**PITTOSPORUM PENTANDRUM** (Blanco) Merr.

MAMÁLIS.

A description of this species and its local names are given in the section on resins, gums, and oils.

An aromatic decoction brewed from the leaves is used by women in their baths following childbirth. The powdered bark is employed, in small doses, as a febrifuge. If taken in larger doses, it is considered a general antidote. It is also effective in bronchitis.

### Family LEGUMINOSAE

#### Genus ABRUS

**ABRUS PRECATORIUS** L.

KANSASÁGA or PRAYER-BEAN.

A description of this species and its local names are given in the section on fiber plants.

A decoction of the leaves and roots of this plant is used as a cough cure.

#### Genus ADENANTHERA

**ADENANTHERA INTERMEDIA** Merr.

TANGLÍN.

Local names: *Bagiróro* (Albay); *báhai* (Antique, Zamboanga); *bugáyong-chína* (Ilocos Sur); *butárik* (Cagayan); *hahop* (Samar); *ipil*, *pamiasín* (Zambales); *kinasai* (fide Blanco); *malaságad* (Rizal); *matáng uláng* (Laguna, Tayabas); *kaagáhan* (Laguna); *sagun-sagun* (Masbate); *tadlañgáú* (Camarines); *tanglín* (Zambales, Bataan, Laguna); *tanglón* (Pampanga).

The bark and seeds are employed as a cure for snake bites.

Distribution: Northern Luzon to Mindanao, in thickets and forests at low and medium altitudes.

#### Genus BAUHINIA

**BAUHINIA MALABARICA** Roxb.

ALIBANGBÁNG.

A description and figure of this species and its local names are given in the section on food plants.

A decoction of the bark is considered antidysenteric and anti-diarrhetic. The leaves are used in topicals applied on the head in fevers which are accompanied by headaches.

#### Genus CAESALPINIA

**CAESALPINIA CRISTA** L.

KALUMBIBÍT.

Local names: *Banbang* (Cebu); *bayág-kambíng*, *kalumbibít* (Tagalog, Sambali); *bebít* (Misamis); *dalogdóg* (Rizal); *dalogdúg* (Bikol, Bisaya).

The seeds when administered in the form of a powder are a febrifuge and are regarded as a tonic.

Distribution: Union, Pangasinan, Tayabas, Bataan, Rizal, Camarines, Mindoro, Palawan, Cebu, Misamis, Davao.

Genus **CASSIA**

**CASSIA ALATA L.**

**ACAPÚLCO.**

Local names: *Acapulco*, *kapurko* (Zamboanga); *andadasí ñga bugbugtóng* (Union); *andadasí ñga dakkél* (Pangasinan); *kasítas* (Camarines); *paka-yonkóm* (Bataan); *palo-china* (Negros, *Busuanga*); *sunting* (Surigao).

The sap of the leaves is an efficient antiherpetic, especially when the herpes is of the furfuraceous form.

Distribution: Throughout the settled areas of the Philippines at low and medium altitudes, locally abundant. Occasionally planted.

**CASSIA FISTULA L.**

**CAÑA-FÍSTULA.**

Local names: *Baláyong* (Mindoro); *caña-fistula* or *caña-pistula* (Ilocos Norte, Cagayan, Laguna, Rizal, Mindoro); *fistula* (Cebu); *tindalo* (Mindoro).

The pulp of the fruit is employed as a cathartic.

Distribution: Ilocos Norte, Cagayan, Rizal, Laguna, Mindoro, Cebu, Occidental and Oriental Negros, Palawan; in cultivation only. Not to be confused with the much more widely distributed native *Cassia javanica* L., which is almost everywhere known by similar names.

**CASSIA MIMOSOIDES L.**

**KATANDÀ.**

Local name: *Katandà* (Bukidnon).

The roots are used as a cure for diarrhea.

Distribution: Northern Luzon to Mindanao. In open grasslands at low and medium altitudes, in some regions ascending to 1,500 meters.

**CASSIA OCCIDENTALIS L.**

**ANDADASÍ.**

Local names: *Andadasí* (Union); *balátong-áso* (Tagalog); *sunting* (Samar); *tambalísa* (Zamboanga).

The seeds are used as a febrifuge. The leaves are purgative and antiherpetic, though not so efficient as those of *acapulco* (*Cassia alata*).

Distribution: Throughout the Philippines, from Cagayan to Zamboanga.

**CASSIA SOPHERA L.**

**TAMBALÍSA.**

Local names: *Andadasí* (Ilocos Norte, Union); *tambalísa* (Tagalog).

The seeds are used as a febrifuge.



Distribution: Babuyan Islands, Ilocos Norte, Amburayan subprovince, Union, Rizal, Laguna.

**CASSIA TORA L.**

Local names: *Andadast ñga dadakköl* (Union); *baho-baho* (Bisaya); *balátong* (Laguna); *balátong-áso* (Tagalog).

The entire plant, in decoction, is taken as a vermifuge and purgative.

Distribution: Very common in Batanes Islands, Luzon, and Mindanao, but does not seem to occur in the Visayas except in Cebu.

Genus **DALBERGIA**

**DALBERGIA CUMINGIANA** Benth.

TAHÍD-LABÚYO.

Local names: *Bulanini*, *kannák* (Cagayan); *kauilan* (Camarines); *tahíd-labúyo* (Tayabas).

This vine is employed in curing the stomach pains of small children.

Distribution: Northern Luzon to Mindanao. In thickets and secondary forests at low and medium altitudes.

**DALBERGIA FERRUGINEA** Roxb.

KÁMUT-KABÁG.

Local names: *Bolidtadhán* (Agusan); *kámut-kabág* (Mindoro); *kipus-kipus* (Zamboanga); *kulik-manár* (Pampanga); *malásang-salve* (Bataan); *manaon* (Tagalog); *malumalunggáyan* (Rizal).

A decoction of the wood of the stem or root is an emmenagogue, and is an abortive if the administered dose be immoderate in size.

Distribution: Isabela Province to Zamboanga.

Genus **ENTADA**

**ENTADA PHASELOIDES** (L.) Merr.

GÓGO.

A description and figure of this species and its local names are given in the section on soap substitutes.

The stem macerated in cold water makes a cleansing soap. It is also used as an emetic.

Genus **EUCHRESTA**

**EUCHRESTA HORSFIELDII** (Lesch.) Benn.

Local names: *Laguan* (Tayabas); *katánda*, *makahilub* (Bukidnon).

The roots are chewed as a cure for snakebite.

Distribution: Northern Luzon to Mindanao. Of local occurrence on the higher mountains.

Genus **MIMOSA**

**MIMOSA PUDICA** L.

MAKAHÍA.

Local names: *Andíbaing* (Pangasinan); *bain-bain* (Iloko); *dikút-malamarine* (Pampanga); *dilgun-súsu* (Union); *harúpai* (Leyte); *hia-hia'* (Cu-

yo); *huia'-húia'* (Bisaya); *húia-g-húia-g* (Occidental Negros); *kipi-kipi'* (Bisaya); *kiróm-kiróm* (Samar); *kókol-dáien* (Iloko); *makahá'* (Zambales, Pangasinan, all Tagalog provinces); *tálo-magálaw* (Rizal); *torog-tórog* (Bikol).

The entire plant in decoction is considered as an alterant and antiasthmatic.

Distribution: Common throughout the Philippines in open waste places at low and medium altitudes.

#### Genus MUCUNA

**MUCUNA NIGRICANS** (Lour.) Steud. NIPÁI.

Local names: *Alilipái* (Zamboanga); *bukitkit*, *ipál*, *lipái* (Tagalog); *baluktót* (Polillo); *danípai* (Samar); *dugló* (Bataan); *nípái* (Alabat Island); *nípói* (Bikol); *sagapók* (Capiz).

When this vine is cut, watery sap exudes freely. This water is used as a cure for many kinds of fevers.

Distribution: Northern Luzon to Mindanao. In thickets and secondary forests at low and medium altitudes, locally abundant.

#### Genus PHASEOLUS

**PHASEOLUS AUREUS** Roxb. BALÁTONG.

Local names: *Balátong* (Union, Pangasinan); *mónggo*, *múngo*, *balátong* (Tagalog).

A decoction of the seeds is an effective diuretic in cases of beriberi. The seeds are employed either raw or cooked in maturative poultices.

Distribution: Cultivated throughout the Islands.

#### Genus PONGAMIA

**PONGAMIA PINNATA** (L.) Merr. BÁNI.

A description and figure of this species and its local names are given in the section on resins, gums, and oils.

The bark is used as an abortive by the natives of the Island of Guimaras.

#### Genus PTEROCARPUS

**PTEROCARPUS BLANCOI** Merr. BLANCO'S NARRA.

Local names: *Apálit* (Pampanga); *asaná* (Bulacan); *nárra* (Union, Bulacan).

The resin is used as an astringent in aphtha or thrush.

Distribution: Union, Nueva Ecija, Bulacan, Rizal.

#### Genus SOPHORA

**SOPHORA TOMENTOSA** L. SANDALAÍTAN.

Local names: *Bañgil*, *sambalagísai* (Bisaya); *sipon* (Batanes Island); *sandalaitan* (Tayabas, Palawan); *tabagísa* (Negros, Zamboanga); *tam-*

*balisa* (Mindoro, Masbate, Negros); *tambaléta* (Mindoro); *tambiligísa* (Negros);

A decoction of the root, stem, or seeds is considered as anti-choleric. The seeds are used as a purgative.

Distribution: Along the seashore throughout the Philippines, abundant in some localities.

## Family OXALIDACEAE

### Genus AVERRHOA

#### AVERRHOA BILIMBI L.

KAMIÁS.

A description and figure of this species and its local names are given in the section on food plants.

The fruit is used in the same manner as is that of the following species.

#### AVERRHOA CARAMBOLA L.

BALIMBÍNG.

A description and figure of this species and its local names are given in the section on food plants.

The sap of the fruit is prepared as a syrup which is administered in fevers as a cooling drink.

### Genus BIOPHYTUM

#### BIOPHYTUM SENSITIVUM (L.) DC.

MAHIHIYÁIN.

Local names: *Damóng-bungkalat* (Batangas); *damóng-hiya*, *macahiya* (Tagalog); *mahihiyáin* (Tagalog); *makahiyang-laláke* (Laguna).

The leaves, placed under the pillow, are reputed to act as a soporific. The seeds, applied in the form of a powder, are used as a vulnerary. The roots in decoction are administered in cases of gonorrhœa and of stone in the bladder.

Distribution: Cagayan to Cotabato.

## Family RUTACEAE

### Genus CHAETOSPERMUM

#### CHAETOSPERMUM GLUTINOSUM (Blanco) Swingle

TABÚYOK.

Local names: *Kabúyau-áso*, *tabóg* (Bataan); *kalatan* (Isabela); *tabúyok* (Pangasinan).

The juice of the fruit is rubbed into the hide of a dog to cure itch. It is also used as a hair tonic.

Distribution: Isabela, Pangasinan, Bulacan, Bataan, Manila.

### Genus CITRUS

#### CITRUS MAXIMA (Burm.) Merr.

POMELO or LUKBÁN.

Local names: *Arasñgá* (Cuyo); *baónñgon* (Misamis); *barañghás* (Union); *bobonotán* (Zambales); *kabúgau* (Iloilo); *lukbán* (Cagayan, Benguet,

Union, Pangasinan, Rizal, Laguna, Cavite, Batangas, Tayabas, Camarines Norte and Sur, Albay, Marinduque); *naranja* (Spanish-Filipino); *suá* (Ilocos Norte and Sur, Abra, Cagayan, Tarlac); *súha'* (Nueva Ecija, Bulacan, Rizal, Manila, Bataan, Batangas, Tarlac, Polillo, Sorsogon, Iloilo).

The leaves, flowers, and pericarps are employed, in the form of a decoction or infusion, as a sedative in nervous affections.

Distribution: Cultivated in almost all provinces.

Genus **CLAUSENA**

**CLAUSENA ANISUM-OLENS** (Blanco) Merr.

KAYUMANÍS.

A description and figure of this species and its local names are given in the section on resins, gums, and oils.

The leaves, stuffed into pillows and placed under the head, have a soporific effect. They are also used in baths, in cases of rheumatism.

Genus **LUNASIA**

**LUNASIA AMARA** Blanco.

LÚNAS.

Local names: *Apdóng-káhoi* (Laguna, Batangas); *labau* (Masbate); *lubi-lubi* (Cebu); *lunan* (Pampanga); *lúnas* (Bulacan, Bataan, Rizal, Mindoro, Palawan); *lunas-bondok* (Bataan); *marmánnga* (Cagayan); *paitan* (Ilocos Sur); *papaít* (Camarines); *saltiki* (Rizal, Laguna); *santiki* (Laguna).

The leaves and bark are used for stomach troubles.

Distribution: Northern Luzon to Basilan.

Genus **MICROMELUM**

**MICROMELUM MINUTUM** (Forst.) Seem.

Local name: *Makabáñgon* (Camarines).

This plant is said to be used for curing stomachache and headache.

Distribution: Laguna, Tayabas, Catanduanes Island, Samar, Leyte, Lanao, Sulu, Basilan.

Genus **MURRAYA**

**MURRAYA PANICULATA** (L.) Jack.

KAMÚNING.

Local names: *Banási*, *banáasi*, *banáti*, etc. (through almost whole range, except Tagalog provinces); *kamáin* (Pangasinan); *kamúning* (Tagalog); *lukbán-balit* (Pangasinan).

A decoction of the leaves is used as a mouth-wash in cases of toothache.

Distribution: Widely distributed, from northern Luzon to southern Mindanao.

Genus **TODDALIA**

**TODDALIA ASIATICA** (L.) Lam.

A description of this species and its local names are given in the section on resins, gums, and oils.

A decoction of the root is antidiarrhetic and dynamogenic during convalescence from fevers. The bark is used in infusion as a bitter stomachic tonic and febrifuge. The leaves when chewed fresh are said to be useful in stomach disorders.

## Genus ZANTHOXYLUM

## ZANTHOXYLUM AVICENNAE (Lam.) DC.

KÁÑGAI.

Local names: *Bagatambál*, *marbáar* (Bisaya); *buñgai* (Palawan); *itñgan* (Benguet); *káñgai* (Pampanga); *kayutána* (Batangas); *sálai*, *sálai-káñgai* (Pampanga).

A decoction of the stem is used as a stomach tonic and as a counter-poison for snake bite.

Distribution: Benguet, Zamboanga, Nueva Ecija, Rizal, Batangas, Misamis, Cotabato.

## ZANTHOXYLUM RHETSA (Roxb.) DC.

KASÁBANG.

Local names: *Kasábang* (Ilocos Sur, Nueva Ecija, Zambales); *watána*, *kaietána* (Bataan, Batangas, Negros); *kaitána* (Rizal); *kaiutána* (Laguna); *palo-kaitána* (Zambales, Zamboanga); *ságai-káñgai*, *saládaí*, *sálai* (Bisaya); *sárai* (Masbate).

The bark, pounded and mixed with oil, is used externally as a remedy for stomach pains. A decoction of the bark is taken internally as a cure for paleness. The bark is also used as a cure for pains in the chest. When chewed it is applied to snake bites.

Distribution: Cagayan to Camarines, Masbate, Negros, Palawan, Basilan.

## Family SIMARUBACEAE

## Genus BRUCEA

## BRUCEA AMARISSIMA (Lour.) Merr.

Local name: *Bago-bágo* (Negros).

The fresh fruits are said to be good for stomachache. The dried fruits are considered by European and Chinese physicians as a very efficacious antidysenteric remedy.

Distribution: Pangasinan, Leyte, Negros, Palawan, Surigao, Misamis, Bukidnon, Cotabato, Basilan.

## Genus HARRISONIA

## HARRISONIA PERFORATA (Blanco) Merr.

MAMÍKIL.

Local names: *Asiman* (Tagalog); *baguit*, *bauit* (Pangasinan); *bokit* (Ilocos Sur); *namíkil* (Batangas, Rizal); *sap-sapáng* (Ilocos Sur).

The bark of the root in decoction is a very efficacious remedy for diarrhea and dysentery. It is employed also against cholera.

Distribution: Ilocos Sur, Nueva Vizcaya, Pangasinan, Benguet, Zambales, Pampanga, Bulacan, Rizal, Manila, Batangas, Samar, Butuan, Davao, Zamboanga.

Genus *SAMADERA*

*SAMADERA INDICA* Gaertn.

MANUNGGÁL.

A description of this species and its local names are given in the section on resins, gums, and oils.

The bark and wood are a febrifuge, tonic, stomachic and emmenagogue when administered in the form of a maceration or decoction in water, alcohol or wine.

Family *BURSERACEAE*

Genus *CANARIUM*

*CANARIUM LUZONICUM* (Blume) A. Gray

PILI.

A description and figure of this species and its local names are given in the section on resins, gums, and oils.

The oleo-resin is a stimulant medicine used externally.

*CANARIUM VILLOSUM* (Blume) F.-Vill.

PAGSAHÍÑGIN.

A description and figure of this species and its local names are given in the section on resins, gums, and oils.

The resin is used medicinally.

Genus *GARUGA*

*GARUGA ABILO* (Blanco) Merr.

BÓGO.

Local names: *Abilo* (Tagalog); *bio* (Ilocos Sur); *búgo* or *bógo* (Mindoro, Masbate, Negros Occidental, Cebu, Misamis, Zamboanga, Cotabato); *bunus* (Ilocos Norte); *lamió* (Rizal); *libás* (Tayabas); *taliñgánan* (Zamboanga).

Blanco says that a decoction of the root is administered to those suffering from consumption.

Distribution: Ilocos Norte and Sur, Union, Pangasinan, Rizal, Nueva Ecija, Laguna, Batangas, Tayabas, Negros Occidental, Mindoro, Cebu, Misamis, Davao, Cotabato, Zamboanga.

Family *MELIACEAE*.

Genus *CHISOCHETON*

*CHISOCHETON PENTANDRUS* (Blanco) Merr.

KÁTONG-MACHÍN.

A description and figure of this species and its local names are given in the section on resins, gums, and oils.

An oil extracted from the fruit of this species is used as a hair cosmetic.

Genus **DYSOXYLUM**

**DYSOXYLUM DECANDRUM** (Blanco) Merr. AGÁRU.

Local names: *Agáru* (Pangasinan); *bagulibás* (Basilan); *boháue* (Masbate); *buntúgan* (Camarines); *igiu* (Batangas); *pamatágin* (Cagayan); *kugyug* (Mindoro); *malaaduás*, *paluáhan* (Occidental Negros); *tadiáng-kalabáu* (Laguna); *taming-támíng* (Basilan Island).

The bark administered as a fine powder is a safe emetic.

Distribution: Cagayan to Basilan Island.

Genus **MELIA**

**MELIA AZEDARACH** L. PARAÍSO.

Local name: *Paraiso* (Spanish-Filipino).

The bark is considered a vermifuge.

Distribution: Cultivated in all parts of the Archipelago.

Genus **SANDORICUM**

**SANDORICUM KOETJAPE** (Burm. f.) Merr. SANTÓL.

A description and figure of this species and its local names are given in the section on food plants.

The fresh leaves applied to the skin are sudorific. In decoction, they are used for baths in cases of fever.

Genus **XYLOCARPUS**

**XYLOCARPUS GRANATUM** Koenig. TABÍGI.

A description and figure of this species and its local names are given in the section on mangrove swamps.

The bark is astringent. The fruits and seeds, powdered or in decoction, are employed as an antidiarrhetic.

Family **EUPHORBIACEAE.**

Genus **ACALYPHA**

**ACALYPHA INDICA** L.

Local names: *Bugós* (Tagalog); *maráotóng* (Iloko).

The juice of the root and leaves is given to children as an expectorant and emetic in bronchitis. It is also administered in decoction.

Distribution: Laguna, Batangas, Mindoro, Palawan, Balabac Island, Davao, Zamboanga.

Genus **ALEURITES**

**ALEURITES MOLUCCANA** (L.) Willd. LUMBÁNG.

A description and figure of this species and its local names are given in the section on resins, gums, and oils.

The seeds yield an oil used as a mild purgative.

## ALEURITES TRISPERMA Blanco

BAGILUMBÁNG.

A description and figure of this species and its local names are given in the section on resins, gums, and oils.

The oil extracted from the seeds is an effective insecticide. The sap of the bark is employed as a cure for scurf of the head.

## Genus BREYNIA

## BREYNIA RHAMNOIDES (Retz.) Muell.-Arg.

MATÁNG-HÍPON.

Local names: *Gungumayi* (Bontoc); *matáng-hípon* (Bulacan, Manila, and vicinity); *matáng-oláng* (Tayabas); *matáng-sága* (Cuyo Island); *matáng uláng* (Butuan); *santing* (Basilan); *sintug* (Zamboanga); *súnġut-oláng* (Bisaya); *tañġisan-baġio* (Davao).

The bark is an astringent used to prevent hemorrhage.

Distribution: Very widely scattered throughout the Philippines from northern Luzon to Basilan.

## Genus CICCA

## CICCA ACIDA (L.) Merr.

IBA.

A description and figure of this species and its local names are given in the section on food plants.

The bark yields a decoction which is employed in bronchial catarrh.

## Genus CROTON

## CROTON TIGLIUM L.

CROTON-OIL PLANT.

A description and figure of this species and its local names are given in the section on resins, gums, and oils.

The seeds and the oil extracted from them are violently drastic, and are used as revulsives in cases of rheumatism and cough. The plant is also used to poison fish.

## Genus EUPHORBIA

## EUPHORBIA HIRTA L.

GATAS-GÁTAS.

Local names: *Botobotónis*, *sayikan* (Tagalog); *bottónis* (Bontoc); *bugayau* (Samar); *buyayára*, *tauáua* (Bisaya); *gatas-gátas* (Tagalog, Bisaya); *golondrina* (Spanish-Filipino); *magátas*, *malimális*, *sisióhan* (Pampanga); *maragátas* (Union); *soro-sóro* (Camarines); *tairas* (Batanes Islands); *taua-táua* (Occidental Negros).

The entire plant is used as an antidote, being considered haemostatic, sedative, and soporific. In decoction it is very efficacious for allaying the dyspnoea of asthmatics.

Distribution: Batanes to Basilan.

## EUPHORBIA NERIIFOLIA L.

Local names: *Bait* (Tagalog, Pampangan, Bisaya); *karimbuáya* (Bontoc); *sorosóro*, *sorog-sorog* (Tagalog, Pampangan).



A fluid extracted from the roasted leaves is used in earache.

Distribution: Cultivated in gardens; apparently nowhere spontaneous.

#### EUPHORBIA THYMIFOLIA L.

Local names: *Golandrina* (corrupted Spanish); *makikitot* (Bontoc).

The leaves are commonly employed in poultices to counteract the effects of bites of poisonous snakes; also as an efficient vulnerary. The latex is sometimes used to dissipate the opacity of the cornea.

Distribution: Throughout the Philippines in waste places along roads and trails, in fallow rice-paddies, etc.

#### EUPHORBIA TIRUCALLI L.

CONSUÉLDA.\*

Local names: *Balibali* (Iloilo); *consuélda* (Spanish); *gaton* (Benguet); *katuít* (Tagalog); *solda-sólda* (Leyte); *solsoldóng* (Pangasinan); *soro-sóro* (Nueva Ecija, Bataan, Rizal, Iloilo); *sosueldo* (Ilocos Norte and Sur, Abra, Union); *susuérdo* (Zambales); *suelda-consuélda* (Bulacan, Manila, Cavite, Camarines Sur, Zamboanga); *sueldo-consuéldo* (Camarines); *sueldo-consuéldo* (Cagayan, Bataan, Marinduque).

The stems are used in poultices to aid the healing of fractures of the bones. The latex is said to be an energetic revulsive. It is also employed as a cure for wounds. If allowed to get into the eyes, it is said to cause blindness.

Distribution: Northern Luzon to Mindanao. Occasionally planted in gardens, but apparently nowhere spontaneous.

#### Genus EXCOECARIA

#### EXCOECARIA AGALLOCHA L.

BUTA-BUTA.

A description and figure of this species and its local names are given in the section on mangrove swamps.

The latex is known as a caustic; nevertheless it is used in healing obstinate ulcers.

#### Genus HOMONOA

#### HOMONOA RIPARIA Lour.

MAÑGÁGOS.

Local names: *Agoói* (Bulacan); *agoioi* (Nueva Ecija, Rizal, Tayabas); *agukúk*, *kagoioi* (Rizal); *dumánai* (Tagalog, Iloko); *lumánai* (Tagalog); *apoiói*, *mañgágos* (Tayabas); *balánti* (Bataan, Zambales); *hañgárai* (Samar); *liúhon* (Sambali); *lumanáia* (Tagalog); *malabugós*, *miagook*, *miagus* (Occidental Negros); *manágos* (Mindoro).

\* The Spanish name of a European medicinal plant (*Symphytum officinale* L.) which, in the original form or various corruptions of it, has become the almost universal name of *Euphorbia tirucalli* in the Philippines.

In the southern part of the Philippine Archipelago it is used, like sarsaparilla, as an efficient stimulant in the treatment of certain venereal diseases. A decoction of the roots is used as an emetic. Water running at the foot of these shrubs is considered as having depurative properties.

Distribution: From northern Luzon to southern Mindanao, on banks and in beds of streams.

#### Genus *JATROPHA*

##### *JATROPHA CURCAS* L.

TÚBANG-BÁKOD OR PHYSIC NUT.

A description and figure of this species and its local names are given in the section on resins, gums, and oils.

The oil of the seeds is a drastic purgative. A decoction of the leaves is a good antidiarrhetic. A decoction of the roots is also used as a cure for diarrhea; while that of the leaves is employed as a cough remedy. The bark of this plant is pounded slightly and placed in the mouth as a cure for snake bite. It is apparently also applied to the bites of various animals.

##### *JATROPHA MULTIFIDA* L.

MANÁ.

A description of this species and its local names are given in the section on resins, gums, and oils.

The seeds are an energetic and dangerous cathartic. Their use has been almost abandoned in native medicine.

#### Genus *MACARANGA*

##### *MACARANGA GRANDIFOLIA* (Blanco) Merr.

BINĠÁBING.

Local names: *Bilual* (Bataan); *binġábing* (Tagalog); *binúnġas* (Batangas).

The resin is used as an astringent gargle for ulcers in the mouth.

Distribution: Rizal, Bataan, Batangas, Laguna, Mindoro.

##### *MACARANGA TANARIUS* (L.) Muell.-Arg.

BINÚŢĠA.

A description and figure of this species and its local names are given in the section on food plants.

The powdered root is used as an emetic in fevers. In decoction, it is administered to cure haemoptysis.

#### Genus *MALLOTUS*

##### *MALLOTUS PHILIPPENSIS* (Lam.) Muell.-Arg.

BANÁTO.

A description of this species and its local names are given in the section on dyes.

The red glands of the fruit have been used as an antiherpetic, but are more useful when taken internally as an anthelmintic.

## Genus MANIHOT

MANIHOT UTILISSIMA Pohl.

CASSAVA or KAMÓTENG-KÁHOI.

Local names: *Balinghói* (Mindoro); *kamóte-káhoi* (Moro); *kamóteng-káhoi* (Sambali, Tagalog, Bikol, Bisaya); *kamóte-móro* (Ilocos Norte and Sur, Union, Pangasinan); *kamoti-ti-moro* or *kamotit-moro* (Ilocos Norte and Sur, Cagayan); *kamóteng-bisaya* (Pangasinan); *kamóteng-dútong* (Pampanga); *kamóte-sa-móro* (Bikol); *kamóteng-káui* (Cuyo); *kánggos* (Bikol); *káong-móro* (Sambali).

A decoction of the bark of the trunk is considered antirheumatic.

Distribution: Cultivated in almost all provinces.

## Genus MELANOLEPIS

MELANOLEPIS MULTIGLANDULOSA (Reinw.) Reichb. f. &amp; Zoll. ALIM.

Local names: *Álóm* (Pangasinan, Cuyo); *álim*, *takip-asín* (Tagalog); *átom* or *álum* (Bikol, Bisaya); *pasalkál* (Pampanga); *tres puntos* (Spanish-Filipino).

The bark and leaves when slightly heated and applied to the skin are used as a sudorific.

Distribution: In thickets and waste places throughout the Philippines.

## Genus PHYLLANTHUS

PHYLLANTHUS NIRURI L.

TALIKÚD.

Local names: *Malakirum-kirúm* (Samar); *sampaloksampalokan* (Rizal, Manila); *San Pedro* (Occidental Negros); *surusampálok*, *turutalikód* (Camarines); *talikúd* (Ilocos Norte); *taltalikúd* (Iloko); *yerba de San Pablo* (Bisaya).

The entire plant is used in decoction as a tonic for the stomach. It is also an emmenagogue and is considered as a febrifuge giving positive results in cases of ague.

Distribution: Cagayan, Ilocos Norte, Amburayan, Union, Pangasinan, Rizal, Manila, Cavite, Laguna, Tayabas, Pampanga, Camarines, Batangas, Panay, Negros, Butuan, Lanao, Davao, Basilan.

PHYLLANTHUS RETICULATUS Poir.

MATÁNG-BUYÚD.

A description of this species and its local names are given in the section on miscellaneous plants.

The bark and the leaves are considered diuretic and alterative. They are also reported to be purifiers of the blood.

## Genus RICINUS

RICINUS COMMUNIS L.

TAÑGAN-TAÑGAN or CASTOR-OIL PLANT.

A description and figure of this species and its local names are given in the section on resins, gums, and oils.

The leaves, fresh and whole, are used externally in headache. The seeds are purgative and are regarded as antirheumatic. The leaves, cooked with milk, are employed in poultices for certain varieties of ulcers.

### Family ANACARDIACEAE

#### Genus ANACARDIUM

**ANACARDIUM OCCIDENTALE L.** KASÚI or CASHEW NUT.

A description of this species and its local names are given in the section on resins, gums, and oils.

The oil of the pericarp is used as a powerful escharotic.

#### Genus MANGIFERA

**MANGIFERA INDICA L.** MANGGÁ or MANGO.

Local names: *Mampala* (Balabac); *mampálang* (Basilan); *mánnga* (Ilocos Norte and Sur, Cagayan, Abra, Benguet, Bontoc, Isabela, Vizcaya, Union, Pangasinan, Nueva Ecija, Tarlac, Zambales, Pampanga, Bulacan, Rizal, Bataan, Laguna, Cavite, Batangas, Tayabas, Camarines, Albay, Marinduque, Masbate, Leyte, Cebu, Iloilo, Agusan, Misamis, Cotabato, Davao, Basilan); *páho* (Iloilo, Capiz); *pumánnga* (Cuyo).

A decoction of the root is considered diuretic. The bark and seeds are astringent. The leaves are prepared as a tea. The resin is used as a cure for aphthoes.

Distribution: Cultivated throughout the Philippines.

#### Genus SEMECARPUS

**SEMECARPUS CUNEIFORMIS Blanco.** LIGÁS.

A description and figure of this species and its local names are given in the section on food plants.

The oil of the pericarp is used as a caustic or escharotic, and sometimes in the treatment of certain indolent ulcers.

#### Genus SPONDIAS

**SPONDIAS PURPUREA L.** SINIGUÉLAS.

Local names: *Ciruélas* (Spanish, "plums"); *sarguélas* (Ilocos Norte and Sur, Abra, Union, Cagayan, Pangasinan, Zambales); *siniguélas* (Tagalog provinces, Marinduque); *siriguélas* (Bikol provinces, Misamis); *sirguélas* (Iloilo, Cuyo).

A decoction of the bark is an efficacious antidyenteric and is also used in cases of infantile tympanites.

Distribution: Cultivated from northern Luzon to Mindanao and Palawan.

### Family CELASTRACEAE

#### Genus CELASTRUS

**CELASTRUS PANICULATA Willd.** LANĠITNĠT.

Local names: *Laguete*, *lanġitnġt* (Tagalog).

A description of this species is given in the section on resins, gums, and oils.

The seeds when pulverized are administered as an anti-rheumatic, and are also used in cases of paralysis. The sap of the leaves is given as an antidote in cases of opium poisoning.

Distribution: Northern Luzon to southern Mindanao.

#### Genus LOPHOPETALUM

LOPHOPETALUM TOXICUM Loher.

ABÚAB.

Local names: *Abúab*, *bantigi* (Tagalog); *dayandáng* (Mindoro); *ditá* (Tagalog, Bikol); *alibambanán* (Davao); *putí-i babáye* and *laláke* (Lanao); *tandó* (Zamboanga).

The thickened sap of the bark is used by the Negritos and other hillmen to poison the tips of their arrows.

Distribution: Central Luzon to Zamboanga.

#### Family HIPPOCRATEACEAE

##### Genus SALACIA

SALACIA PRINOIDES (Willd.) DC.

MATÁNG-ULÁNG.

Local name: *Matáng-uláng* (Tagalog).

The roots are used in decoction in cases of amenorrhea and dysmenorrhea. They are regarded as an abortive.

Distribution: Widely distributed in the Philippines.

#### Family ICACINACEAE.

##### Genus GONOCARYUM

GONOCARYUM CALLERYANUM (Baill.) Becc.

TAÍÑGAÑG-BÁBUI.

Local names: *Ampáleng*, *gozzáng-kalíñga* (Isabela); *bitotu* (Tayabas); *busigan* (Cagayan); *duhatduhátan* (Bataan); *karasoko* (Cagayan); *lúnas* (Bataan, Rizal, Laguna); *malagozzán* (Isabela); *malaikmó-laláki* (Nueva Ecija); *malaikmó* (Bataan, Bulacan, Batangas, Tayabas); *malapandakáki* (Zambales, Tayabas); *malapinggán* (Laguna); *maragauak*, *maragauéd* (Cagayan); *malasamát* (Cagayan, Bataan); *malatapái* (Camarines); *rog-rogsó* (Union); *taíñgañg-bábui* (Tayabas); *saling-bató* (Laguna); *uratán* (Ilocos Norte); *yáya* (Cagayan).

Hunting-dogs after having been subjected to the smoke of the burning flowers or fruits of this species are said to be very good at catching wild hogs or deer. This plant is said to be used as a cure for stomach troubles.

Distribution: Batanes Islands and all provinces of Luzon. Common in virgin forests at low and medium altitudes.

#### Family SAPINDACEAE

##### Genus CARDIOSPERMUM

CARDIOSPERMUM HALICACABUM L. var. MICROCARPUM. LAGUPÓK.

Local names: *Angélica* (Iloilo); *bangkílong* (Tagalog); *faról* (Spanish-Filipino); *lagupók* (Cuyo); *lobo-lobóhan* (Batangas); *palpaltóog* (Ilocos

Sur); *palták-váka* (Zambales); *paltuk-paltúkan* (Pampanga); *paputukán* (Cavite); *pariá-áso* (Union); *parpariá* (Ilocos Norte); *purpuráok* (Pangasinan).

A decoction of the root is regarded as diaphoretic, and is used for catarrh of the bladder. The leaves are considered anti-rheumatic whether taken internally in the form of a beverage or applied externally in oil embrocations.

Distribution: Batanes Islands to Zamboanga.

#### Genus DODONAEA

**DODONAEA VISCOSA** (L.) Jacq.

KASIRAG.

Local names: *Alipáta* (Tagalog); *dumánai* (Benguet); *hagui-úi* (Tayabas); *kalapínai* (Tagalog); *kasirag* (Sambali); *ligad* (Palawan); *tabáu* (Tayabas).

The bark employed in decoction is an efficacious astringent in humid eczema and for healing simple ulcers. It is also considered a good febrifuge.

Distribution: Cagayan, Ilocos Norte, Abra, Bontoc, Benguet, Ilocos Sur, Pangasinan, Zambales, Bataan, Tayabas, Sorsogon, Mindoro, Palawan.

#### Genus GUIOA

**GUIOA KOELREUTERIA** (Blanco) Merr. (*G. Perrottetii* Radlk.) ALÁHAN.

Local names: *Aláhan*, *alásan*, *bilde-mariang-itim*, *mamális*, *nisi-nisi* (Bataan); *anáñgin*, *malasañgi* (Rizal); *angsét* (Ilocos Sur); *báñgil*, *gisi-gisi*, *malahábi* (Zambales); *basai* (Guimaras Island); *busikag* (Balabac Island); *cha* (Cebu); *imális*, *kaningnáng* (Mindoro); *kamutólen*, *pamutólen*, *vibres* (Pangasinan); *malauás* (Nueva Ecija); *ñgisi-ñgisi* (Zambales, Bataan, Mindoro); *paksion* (Iloilo) *sálab* (Laguna, Tayabas, Polillo); *sálub* (Bataan, Rizal, Polillo); *uás*, *uwás* (Ilocos Norte); *ulás* (Benguet).

An oil extracted from the seed is used in the cure of certain skin diseases.

Distribution: Northern Luzon to southern Mindanao.

#### Genus HARPULLIA

**HARPULLIA ARBOREA** (Blanco) Radlk.

UÁS.

A description of this species and its local names are given in the section on soap substitutes.

The bark and fruits are used to prevent leech bites. The bark is also used as a substitute for *Entada phaseoloides* as a hair tonic. It contains an active substance which stupefies and kills fish. The oil of the seeds is sometimes used as an anti-rheumatic.

#### Genus LEPIDOPETALUM

**LEPIDOPETALUM PERROTTETII** (Camb.) Blume.

DÁPIL.

Local names: *Bigás* (Occidental Negros); *dápil* (Nueva Ecija); *dila-díla* (Pampanga); *malakakáo* (Zamboanga); *marinsiano*, *paga-paga* (Cota-

bato); *ualis* (Tagalog); *uas* (Pangasinan); *sagádan* (Manobo); *sálab* (Tagalog); *tolotigre* (Occidental Negros).

The powdered seeds are used to kill wild hogs.

Distribution: Pampanga, Bataan, Rizal, Laguna, Tayabas, Batangas, Camarines, Negros, Biliran, Lanao, Davao, Cotabato, Zamboanga, Basilan.

### Family BALSAMINACEAE

#### Genus IMPATIENS

IMPATIENS BALSAMINA L.

KAMANTÍGI'.

Local name: *Kamantígi'* (Tagalog).

The leaves are pounded and used in poultices to dissolve felons.

Distribution: Bontoc, Manila, Laguna, Batangas, Tayabas, Camarines, Bukidnon.

### Family RHAMNACEAE

#### Genus COLUBRINA

COLUBRINA ASIATICA (L.) Brongn.

KABATÍTI.

Local names: *Kabatíti* (Tagalog, Palawan, Polillo); *kayakás* (Union); *paliá-láut* (Tawi-Tawi); *uatítik* (Bisaya).

The leaves are used in decoction to alleviate the irritation of and to cure certain diseases of the skin. The fruits are used as a fish poison.

Distribution: Batanes Islands to Tawi-Tawi and Palmas Islands.

#### Genus VENTILAGO

VENTILAGO DICHOTOMA (Blanco) Merr.

SALÁPAU.

Local names: *Salápau*, *silípau* (Tagalog); *pakpák-tutubí* (Rizal).

The bark, pulverized, and mixed with oil, is useful in certain cutaneous diseases.

Distribution: Rizal, Laguna, Polillo, Sorsogon.

#### Genus ZIZYPHUS

ZIZYPHUS JUJUBA (L.) Lam.

JUJUBE or MANZANITAS.

Local names: *Manzanas* or *manzanitas* (Spanish-Filipino throughout the Philippines).

A decoction of the bark and leaves is employed as an effective astringent in dysentery and diarrhea, and is used in bowel trouble of all kinds.

Distribution: Pampanga, Tarlac, Bataan, Cavite, Rizal, Manila, Batangas, Negros Oriental, Zamboanga.

## Family VITACEAE

## Genus CISSUS

## CISSUS QUADRANGULARIS L.

SUGPON-SUGPÓN.

Local names: *Sugpon-sugpón, sulpa-sulpa* (Bisaya).

The sap is applied in the form of drops in cases of otorrhea and epistaxis. It is also used as an alterative in irregularities of menstruation.

Distribution: Luzon (Cagayan, Batangas, Rizal), Negros, Cebu, Siquijor. In dry thickets in and about towns at low altitudes.

## Genus COLUMELLA

## COLUMELLA TRIFOLIA (L.) Merr.

ARÍUAT.

Local names: *Ariuat* (Union); *grapokol, kabilan, kalit-kalit* (Tagalog); *kagundi, kikindi, lagini, lañgíngi, lupu* (Bisaya); *kalút-pamo* (Pangasinan).

The leaves yield a decoction which is considered as antiscorbutic. The sap of the leaves is regarded as having similar properties.

Distribution: Bontoc, Union, Pampanga, Bulacan, Rizal, Manila, Laguna, Tayabas, Camarines, Albay, Mindoro, Biliran, Iloilo, Negros, Cebu, Palawan, Misamis, Lanao, Davao.

## Genus LEEA

## LEEACULEATA Blume.

MALI-MALÍ

Local names: *Amamáli* (Samar, Agusan); *balinaunáú* (Tayabas); *hára* (Laguna); *kemamále, memamále* (Bukidnon); *mali-mali* (Laguna); *ma-málig* (Cotabato); *sípít-kahíg* (Tayabas).

The leaves are said to be used for purifying bad blood.

Distribution: Babuyan Islands and northern Luzon to Mindanao and Palawan, in most or all the islands and provinces. Common in thickets and second-growth forests, especially along streams at low and medium altitudes.

## LEEAMANILLENSIS Walp.

AMAMÁLI.

Local names: *Abang-ábang* (Laguna); *alumani* (Union); *alumamáni* (Abra, Ilocos Sur, Lepanto); *amamál* (Pangasinan); *amamáli* (Bisaya); *ayáman-kilát* (Zambales); *kallákal* (Igorot in Benguet); *kaliántang* (Bataan); *kaliántán* (Mindoro); *kulátai* (Palawan); *mali-mali* (Pampanga, Laguna); *mamañgal* (Palawan); *taliántán* (Rizal, Bataan, Cavite); *tumbosut* (Occidental Negros); *vodadín* (Batanes Islands).

The roots, branches, and leaves, used in decoction, are considered vulnerary.

Distribution: Very common throughout the Philippines.



Genus **TETRASTIGMA****TETRASTIGMA HARMANDII** Planch.

ÁYO.

A description of this species and its local names are given in the section on food plants.

A decoction of this plant is taken internally as a powerful diuretic. Also, it is employed externally as a lotion to cure scabies.

Family **TILIACEAE**Genus **CORCHORUS****CORCHORUS ACUTANGULUS** Lam.

PASAU NA HÁBA'.

Local names: *Pásau na hába'* (Tagalog); *salsalúyut* (Union).

The seeds are employed in the same manner as are those of *Corchorus capsularis*, and for the same affections.

Distribution: Ilocos Norte, Bontoc, Union, Bataan, Rizal, Manila, Laguna, Mindoro, Palawan, Lanao.

**CORCHORUS CAPSULARIS** L.

PÁSAU NA BÍLOG.

A description of this species and its local names are given in the section on fiber plants.

The leaves are used as a cure for headache. The seeds, either as a powder or in decoction, are used as a tonic, carminative and febrifuge.

**CORCHORUS OLITORIUS** L.

PÁSAU OR JUTE.

A description of this species and its local names are given in the section on fiber plants.

The seeds are said to be employed as a purgative.

Genus **MUNTINGIA****MUNTINGIA CALABURA** L.

DÁTILES.

A description of this species and its local names are given in the section on fiber plants.

The flowers are used in infusion in the same manner as are those of *Tilia europaea*.

Genus **TRIUMFETTA****TRIUMFETTA BARTRAMIA** L.

KULOT-KULÓTAN.

A description of this species and its local names are given in the section on fiber plants.

The roots and leaves are used in decoction as an emollient in the same manner as are *Urena*, *Abutilon*, etc. It is also employed as an antibleorrhagic.

## Family MALVACEAE

## Genus ABELMOSCHUS

ABELMOSCHUS MOSCHATUS Medic.

KASTÚLI'.

Local names: *Dalupang*, *kastiokastiogan*, *kastúli'* (Tagalog); *dukúm*, *marikúm*, *maropoto*, *sapinit* (Bisaya); *kalípi* (Tayabas, Laguna); *kasto-kastolían* (Pampanga).

The seeds after being pounded and prepared in decoction are administered as a diuretic, tonic and carminative. A mucilaginous decoction of the root and leaves is used in the treatment of gonorrhoea. The seeds are also employed as an antihysterical.

Distribution: Bataan, Manila, Laguna, Tayabas, Sorsogon, Catanduanes, Capiz, Camiguín Island, Surigao, Bukidnon, Palmas Islands.

## Genus ABUTILON

ABUTILON INDICUM (L.) Sweet

GILIÑG-GILIÑGAN.

Local names: *Dulúpang*, *malvas de castilla*, *malvis* (Bisaya); *giling-gilíngan*, *kuakuakohan*, *kuako-kuakohan* (Tagalog); *lulupáú* (Iloco); *lup-luppáú* (Union); *malvas* (Cagayan, Manila, Mindoro, Agusan); *márbas* (Tayabas, Polillo, Agusan); *taratakúpis* (Bisaya); *yampóng* (Bisaya).

The leaves yield an emollient decoction.

Distribution: Northern Luzon to Mindanao.

## Genus HIBISCUS

HIBISCUS ESCULENTUS L.

OKRA.

A syrup which is useful in sore throat attended with hoarseness is made from the mucilaginous fruit.

HIBISCUS MUTABILIS L.

MAPULÁ.

Local names: *Amapóla* (Spanish for "poppy"; so called in Manila); *mapulá* (Tagalog, Bikol).

The flowers are considered pectoral when employed in decoction.

Distribution: Reported from Manila, Laguna, Camarines, Misamis, Surigao, Davao, but probably found cultivated in many other regions.

HIBISCUS ROSA-SINENSIS L.

GUMAMÉLA.

Local names: *Arogáñgan*, *antoláñgan*, *kayáñga*, *gumaméla*, *tapoloñga*, *tarakáñgan*, *tauráñgan* (Tagalog, Pampanga, Bisaya); *gumaméla* (Tayabas, Manila and vicinity, Basilan); *kayáñga* (Bontoc); *kayáñga-rosa* (Iloco).

The roots, bark, leaves and flowers in decoction are used as an emollient.

Distribution: Cultivated in almost all provinces.

**HIBISCUS SABDARIFFA L.**

ROSELLE.

The root is bitter, and is regarded as tonic and aperitive.

Distribution: Bontoc subprovince, Manila and vicinity, Laguna.

**HIBISCUS TILIACEUS L.**

MALUBÁGO.

A description and figure of this species and its local names are given in the section on fiber plants.

The bark is used as an emetic. The flowers boiled in milk are employed for the cure of earache.

Distribution: Common throughout the Philippines. Very easily propagated by means of cuttings.

Genus **MALACHRA**

**MALACHRA CAPITATA L.**

BAKEMBÁKES.

A description of this species and its local names are given in the section on fiber plants.

The root and leaves, used in decoction, are considered emollient in enemas and for bathing purposes.

Distribution: Common in waste places throughout the Philippines.

Genus **MALVASTRUM**

**MALVASTRUM COROMANDELINUM (L.) Garcke**

SALSALÚYUT.

A description of this species and its local names are given in the section on fiber plants.

The leaves are employed as a cure for carbuncles.

Genus **SIDA**

**SIDA ACUTA** Burm. f.

TAKLING-BÁKA.

A description of this species and its local names are given in the section on fiber plants.

The roots and leaves are emollient in decoction, which, taken internally, is considered a specific against hemorrhoids, fever and impotency, and also as a general tonic. As a demulcent and diuretic, it is used in gonorrhoea and rheumatism.

**SIDA CORDIFOLIA L.**

A description of this species and its local name are given in the section on fiber plants.

In decoction, the leaves are regarded as emollient and as having diuretic properties.

**SIDA JAVENSIS** Cav. (*S. humilis* Willd.)

IGAT-IGAT.

Local names: *Hapúnan-niknik* (Rizal); *igat-igat*, *padda-paddák-púsa*, *mar-maraípus* (Union); *kolótane-báging* (Tagalog).

The entire plant in decoction is used as a specific for gonorrhœa.

Distribution: Union, Pangasinan, Bataan, Rizal, Manila, Laguna.

Genus **THESPESIA**

**THESPESIA POPULNEA** (L.) Soland.

**BANÁLO.**

Local names: *Banágo*, *malibágo*, *tuba-tuba* (Tayabas); *banálo* (Cavite); *bubúi-gúbat* (Tagalog); *malobágo* (Zamboanga); *marabágo* (Ilocos Norte); *válo* (Batanes Islands).

A decoction of the bark is regarded as alterative if administered internally. It is used externally as an embrocation. A decoction of the leaves is reputed to be emollient and a cure for itches. The juice of the fruit is sometimes used in certain herpetic diseases.

Distribution: Batanes Islands to Basilan.

Genus **URENA**

**URENA LOBATA** L.

**KOLLOKOLLÓT.**

A description and figure of this species and its local names are given in the section on fiber plants.

The roots and leaves are emollient when prepared as a decoction.

Family **BOMBACACEAE**

Genus **BOMBAX**

**BOMBAX CEIBA** L.

**MALABÚLAK.**

A description of this species and its local names are given in the section on fiber plants.

The roots are considered astringent, restorative, alterative, and aphrodisiac. They are used as a restorative in pthisis. The gum is very astringent.

Genus **CEIBA**

**CEIBA PENTANDRA** (L.) Gaertn.

**COTTON TREE** or **KÁPOK.**

A description and figure of this species and its local names are given in the section on resins, gums, and oils.

The tender fruit is used as an emollient. The bark is employed as a vomitive. This bark is preferred to that of the malabúlak (*Bombax ceiba*) as an aphrodisiac. Brewed into a decoction it is regarded as a specific in febrile catarrh.

Family **STERCULIACEAE**

Genus **ABROMA**

**ABROMA FASTUOSA** Jacq.

**ANABÓ.**

A description of this species and its local names are given in the section on fiber plants.

The root is frequently used as an efficient emmenagogue, especially in the different forms of dysmenorrhea. Its use usually gives speedy relief.

Genus **KLEINHOVIA**

**KLEINHOVIA HOSPITA** L.

TAN-ÁG.

A description of this species and its local names are given in the section on fiber plants.

The bark and leaves are poisonous. In Marinduque they are used to poison eels. A decoction of the leaves is said to be antiscabious.

Genus **PENTAPETES**

**PENTAPETES PHOENICEA** L.

FLORES DE LAS DOCE.

Local name: *A las doce* (Union, Tayabas).

The fruit in decoction is used as an emollient.

Distribution: Cagayan, Union, Bataan, Laguna, Tayabas, Negros, Samar, Surigao, Davao, Cotabato.

Genus **PTEROCYMBIUM**

**PTEROCYMBIUM TINCTORIUM** (Blanco) Merr.

TALÚTO.

A description and figure of this species and its local names are given in the section on fiber plants.

The bark and the fruit are poisonous.

Genus **PTEROSPERMUM**

**PTEROSPERMUM DIVERSIFOLIUM** Blume.

BAYÓK.

A description of this species and its local names are given in the section on fiber plants.

The bark and flowers charred and mixed with the glands of *Mallotus philippinensis* are employed in smallpox to cause sup-puration.

Genus **STERCULIA**

**STERCULIA FOETIDA** L.

KALUMPÁNG.

A description and figure of this species and its local names are given in the section on resins, gums, and oils.

A decoction of the bark is used in cases of dropsy and rheumatism as an aperient, diaphoretic and diuretic. A decoction of the fruit is astringent.

Genus **THEOBROMA**

**THEOBROMA CACAO** L.

CACAO.

A decoction brewed from the root is an emmenagogue and is regarded as ecbohic.

Distribution: Bontoc, Lepanto, Manila, Mindoro, Polillo Island, Leyte, Surigao, Lanao, Palawan, Cotabato.

## Genus WALTHERIA

## WALTHERIA AMERICANA L.

BARÚBAD.

Local names: *Barúbad* (Union); *kanding-kanding* (Occidental Negros).

This plant is considered as a febrifuge and also as an anti-syphilitic.

Distribution: Ilocos Norte, Nueva Vizcaya, Bontoc, Union, Bulacan, Bataan, Rizal, Cavite, Laguna, Batangas, Camarines, Mindoro, Negros Occidental, Antique, Culion, Palawan.

## Family DILLENACEAE

## Genus DILLENIA

## DILLENIA PHILIPPINENSIS Rolfe

KATMÓN.

A description and figure of this species and its local names are given in the section on food plants.

The acid juice of the fruit, when mixed with sugar, is used as a cough cure. It is also employed for cleansing the hair.

## Family GUTTIFERAE

## Genus CALOPHYLLUM

## CALOPHYLLUM BLANCOI Pl. &amp; Tr.

BITANHÓL.

A description of this species and its local names are given in the section on dyes.

The sap of the bark of this plant, especially when mixed with sulphur, is used locally as a cure for boils and wounds. A cloth kept moist with the sap is applied on the breast of a patient suffering from asthma.

## CALOPHYLLUM INOPHYLLUM L.

BITÁOG or PALOMARIA DE LA PLAYA.

A description and figure of this species and its local names are given in the section on resins, gums, and oils.

The oil obtained from the seeds and the oleo-resin from the bark form a very energetic cicatrizant; the latter is used as a balsamic in affections of the lungs. The leaves are used to cure affections of the eye. The oleo-resin is employed on wounds. Water in which the leaves have been pressed is said to be an efficient astringent against hemorrhoids.

## Genus CRATOXYLON

## CRATOXYLON BLANCOI (Blume) Mus.

GUYUNG-GÚYUNG.

Local names: *Bansilai* (Surigao); *baringkokorong* (Ilocos Sur, Nueva Ecija, Pangasinan, Camarines); *guyung-gúyung* (Pangasinan, Cavite, Rizal, Basilan); *kansilan* (Bisaya); *kansilai* (Pangasinan, Negros Occidental, Negros Oriental); *úging* (Abra); *orínçon* (Masbate); *pagulínçin*

(Rizal); *pagulín̄gon* (Negros Oriental); *salínggógon* (Camarines); *ugíñ̄gan* (Cagayan).

A decoction of the bark is used as a galactagogue.

Distribution: Cagayan to Basilan.

Genus **GARCINIA**

**GARCINIA MANGOSTANA** L.

MANGOSTEEN.

Local name: *Mangostan* (All regions where it is known).

The leaves and the bark are used as an astringent for the cure of aphtha, or thrush, and also as a febrifuge. The pericarps are regarded as very efficacious in curing chronic intestinal catarrh.

Distribution: Sorsogon, northern Negros, Mindanao, Sulu.

Family **BIXACEAE**

Genus **BIXA**

**BIXA ORELLANA** L.

ACHUÉTE.

A description of this species and its local names are given in the section on dyes.

A decoction of the bark is employed in febrile catarrhs. The red resinous substance of the seeds is considered an efficient remedy for certain skin diseases.

Family **CARICACEAE**

Genus **CARICA**

**CARICA PAPAYA** L.

PAPÁYA.

Local name: *Papáya* (Spanish-Filipino); otherwise known as *kapáias*, *tapáias*, *papías*, and similar corruptions, throughout the Archipelago.

A decoction of the outer part of the roots is digestive and tonic and is much used in the cure of dyspepsia.

Distribution: Very widely distributed throughout the Philippines, usually in cultivation.

Family **THYMELAEACEAE**

Genus **GYRINOPSIS**

**GYRINOPSIS CUMINGIANA** Decne.

BUTLÓ.

Local names: *Aláhan* (Tayabas); *bágo* (Agusan); *binuko* (Capiz); *butló* (Tayabas); *dalakit* (Samar); *lanútan* (Sibuyan); *magaán* (Tayabas); *malagápas* (Samar).

The bark and roots are used for stopping the flow of blood from wounds. The bark, wood and fruits are used as a substitute for quinine.

Distribution: Laguna, Tayabas, Camarines, Catanduanes, Samar, Sibuyan, Leyte, Panay, Mindanao, Jolo. In primary forests at low and medium altitudes.

Genus WIKSTROEMIA

WIKSTROEMIA OVATA C. A. Mey.

ROUND-LEAF SALÁGO.

A description of this species and its local names are given in the section on fiber plants.

The leaves are emeto-cathartic, and are dangerous to administer. The fresh bark or branches of this plant are tied about the neck of a patient to relieve bronchial catarrh.

Family LYTHRACEAE

Genus AMMANNIA

AMMANNIA BACCIFERA L.

APOI-APÓIAN.

Local names: *Apoi-apóian* (Pangasinan, Rizal); *parapit anggít* (Pampanga); *bías-púgo* (Tagalog).

This plant is caustic, and is used similarly to cantharides as a substitute for blistering plaster.

Distribution: In open wet places, old rice fields, etc., throughout the Philippines.

Genus LAWSONIA

LAWSONIA INERMIS L.

HENNA PLANT or CINAMÓMO.

Local name: *Cinamómo* (Spanish-Filipino).

This shrub is said to be antiherpetic, but is rarely used.

Distribution: Cultivated for ornamental purposes in most towns in the Philippines, but scarcely naturalized.

Family LECYTHIDACEAE

Genus BARRINGTONIA

BARRINGTONIA ACUTANGULA (L.) Gaertn.

KALAMBUÁIA.

Local names: *Kalambuáia* (Pangasinan); *latúba, túba* (Cagayan); *pútat* (Pampanga, Laguna); *pútat* (Nueva Ecija, Bataan, Pampanga, Rizal, Laguna, Camarines, Mindoro); *sako* (Agusan).

The bark of this species is said to be used on wounds.

Distribution: Widely distributed in the Philippines along streams, in thickets, etc.

BARRINGTONIA ASIATICA (L.) Kurz

BÓTONG.

A description of this species and its local names are given in the section on resins, gums, and oils.

The fruit is employed to stupefy fish. The leaves when fresh are used in topicals for rheumatism. The seeds are employed as a vermifuge.



**BARRINGTONIA RACEMOSA** (L.) Blume

PÚTAT.

A description of this species and its local names are given in the section on resins, gums, and oils.

The bark is used externally in decoction as an antirheumatic.

Family **COMBRETACEAE**

Genus **LUMNITZERA**

**LUMNITZERA RACEMOSA** Willd.

KULÁSI.

A description of this species and its local names are given in the section on mangrove swamps.

A fluid substance which is obtained from incisions made in the stem is employed, mixed with coconut oil, as an antiherpetic and a cure for itches.

Genus **QUISQUALIS**

**QUISQUALIS INDICA** L.

TANĜÓLON.

Local names; *Babi-bábe* (Pampanga); *balitadhán* (Bisaya); *niugniúgan* (Tagalog); *piñónes* (Bisaya); *talólong*, *tanĝálon* (Marinduque); *tanĝólon* (Tagalog, Bikol, Bisaya); *tartaráok* (Iloko); *tortoráok* (Tagalog).

The fruit is used as a vermifuge. The plant is also used as a cough cure.

Distribution: Common and very widely distributed in the Philippines.

Genus **TERMINALIA**

**TERMINALIA CALAMANSANAI** (Blanco) Rolfe

MALAKALUMPÍT.

Local names: *Amárgo* (Ilocos Sur); *bangkaláuag*, *kalamansánai* (Tagalog); *bunlos* (Rizal); *kalamansáli* (Zambales, Nueva Ecija); *kalumpít* (Tayabas, Bataan); *lanjúg* (Surigao, Agusan); *magatalísai* (Masbate); *mabantút* (Bataan); *malakalumpít* (Bataan, Laguna, Camarines); *pañgalussíten* (Abra); *sákat* (Nueva Ecija); *sáket* (Benguet); *salísai* (Lanao); *samburágat* (Palawan); *saplíd* (Surigao); *talísai* (Cotabato).

The bark is astringent and is used both internally and externally. It is known to have lithotriptic qualities.

Distribution: Very widely distributed from northern Luzon to Cotabato.

**TERMINALIA CATAPPA** L.

TALÍSAI.

A description and figure of this species and its local names are given in the section on resins, gums, and oils.

The red leaves are used to expel worms, while the fruit is said to contain a purgative substance. The leaves are mixed with oil and rubbed on the breast to cure pain. The bark is astringent and is used against gastric fevers and bilious diarrhea, also as an antidysenteric. The sap of the tender leaves mixed and cooked with the oil of the kernel is, according to P. Blanco, a specific against leprosy.

**TERMINALIA COMINTANA** (Blanco) Merr.

BINGGÁS.

Local names: *Banglés* (Nueva Ecija); *bañgiás*, *hinabuai* (Mindoro); *binggás* (Bataan, Zamboanga); *boñgás* (Leyte, Occidental Negros); *dinglás* (Tagalog); *lasíla* (Cagayan); *lasílak* (Cagayan, Ilocos Sur); *lasílat* (Apayao); *maglolopói* (Pangasinan); *naghúbo*, *saplunñgan* (Rizal); *rubían* (Laguna); *tirorón* (Camarines); *yunu-yunu* (Surigao).

The fruit is astringent and is used in decoction to cure thrush and obstinate diarrhea.

Distribution: In nearly all parts of the Philippines from Cagayan to Zamboanga.

**TERMINALIA EDULIS** Blanco

KALUMPÍT.

A description and figure of this species and its local names are given in the section on food plants.

The fruit is used in eye washes in the same manner as the fruit of *aroma* (*Acacia farnesiana*). It is also used in lotions in cases of humid herpeticism or eczema.

## Family MYRTACEAE

## Genus DECASPERMUM

**DECASPERMUM FRUTICOSUM** Forst.

PATALSÍK.

Local names: *Agem*, *ágim a babáe* (Cagayan); *alungkagai* (Bisaya); *patal sík* (Laguna); *dugayón*, *salilíhan* (Dinagat Island); *guyong-gúyong* (Polillo Island); *kamigrin* (Lanao); *kansílai* (Zamboanga); *kulási* (Bisaya); *kúlis*, *malagítng-gítng*, *tayom-táyom* (Rizal); *larđu*, *salinñgsinñgan* (Benguet); *taronñgatiññgan* (Samar).

The fruit is used as a remedy for stomach pains.

Distribution: Common from the Batanes Islands to Basilan.

## Genus EUGENIA

**EUGENIA CUMINI** (L.) Druce (*E. jambolana* Lam.).

DÚHAT.

A description of this species and its local names are given in the section on food plants.

The bark in decoction is astringent. The leaves steeped in alcohol, and the seeds when pulverized, are used as an efficacious remedy in diabetes. The fruits, cooked to a thick jam, are said to be an efficient astringent in acute diarrheas.

## Genus PSIDIUM

**PSIDIUM GUAJAVA** L.

GUAVA or BAYÁBAS.

A description and figure of this species and its local names are given in the section on food plants.

The bark and leaves are astringent, vulnerary, and when used in decoction are antidiarrhetic.

Family MELASTOMATACEAE

Genus MEMECYLON

MEMECYLON OVATUM Sm.

KÚLIS.

Local names: *Kandón*, *kandóng* (Iloko); *kúlis* (Tagalog); *malabanggi* (Cuyo Island); *sagingsing* (Bisaya).

The roots in decoction are used in certain irregularities of menstruation, and the leaves in infusion are employed as an astringent in ophthalmia.

Distribution: Central Luzon to Basilan.

Family ARALIACEAE

Genus NOTHOPANAX

NOTHOPANAX FRUTICOSUM (L.) Miq.

PAPUÁ.

Local name: *Papuá* (throughout the Philippines).

The leaves powdered and mixed with salt are vulnerary and are considered by the natives to be very efficacious.

Distribution: Widely cultivated.

Genus SCHEFFLERA

SCHEFFLERA CUMINGII (Seem.) Harms

KALANG-GÁMAT.

Local name: *Kalang-gámat* (Cagayan).

This plant is said to be useful for stomach troubles.

Distribution: Cagayan, Isabela, Nueva Vizcaya, Laguna.

SCHEFFLERA ELLIPTIFOLIOLA Merr.

GALAMÁI-AMÓ.

Local names: *Baléte* (Laguna); *galamáí-amó* (Tayabas).

A decoction is used by mothers after childbirth.

Distribution: Tayabas, Laguna, Camarines, Catanduanes.

SCHEFFLERA ODORATA (Blanco) Merr. and Rolfe

TARANGKÁNG.

Local names: *Galámai-amó* (Rizal, Laguna); *taglíma* (Cebu, Basilan); *tarangkáng* (Ticao Island).

The bark is used as a cough cure. The leaves yield an effective antiscorbutic decoction. The resin is employed as a vulnerary.

Distribution: Laguna to Basilan.

SCHEFFLERA PIPEROIDEA Elm.

HIMAINÁT.

Local name: *Himainát* (Tayabas).

This species is used as a tonic for mothers after childbirth.

Distribution: Tayabas, Laguna.

## Family UMBELLIFERAE

## Genus APIUM

## APIUM GRAVEOLENS L.

CELERY or ÁPIO.

Local names: *Ápio* (Spanish); *kinintsái* (Chinese-Tagalog); *kimchái* or *kintsái* (Chinese).

The decoction of the entire plant is said to be diuretic and an emmenagogue.

Distribution: Reported only from Benguet; also cultivated by Chinese gardeners about Manila.

## Genus CARUM

## CARUM COPTICUM (L.) Benth.

DAMÓRO.

Local names: *Damóro* (Tagalog); *lamudio* (Batangas).

The fruits are employed with "buyo" for chewing when carminative effects are desired.

Distribution: Manila and Batangas.

## Genus CENTELLA

CENTELLA ASIATICA (L.) Urban (*Hydrocotyle asiatica* L.)

TAKÍP-KOHÓL.

A description of this species and its local names are given in the section on official medicinal plants.

The sap of the leaves is employed as a curative for wounds of the sclerotic. The decoction is considered a diuretic and is said to be useful in gonorrhoea.

## Genus CORIANDRUM

## CORIANDRUM SATIVUM L.

CORIANDER or CULÁNTRO.

Local names: *Culántro* (Spanish); *ongsói* (Chinese).

An infusion of the fruits is used to cure dyspepsia. When pounded, they are inhaled to dissipate giddiness.

Distribution: Collected only from Union; commonly cultivated by Chinese market gardeners of Manila.

## Genus FOENICULUM

## FOENICULUM VULGARE Gaertn.

FENNEL.

Local names: *Anís* (Manila and vicinity); *haras* (Tagalog).

The fruit in infusion is carminative.

Distribution: Manila and vicinity, Negros Oriental, Misamis.

## Family ERICACEAE

## Genus RHODODENDRON

## RHODODENDRON VIDALII Rolfe

Local name: *Ayalea* (Ifugao).

This plant is used as a cure for itches.

Distribution: Isabela, Cagayan, Abra, Ifugao, Bontoc, Bataan, Laguna, Tayabas.

## Family MYRSINACEAE

Genus *ARDISIA**ARDISIA BOISSIERI* A. D. C.

TAGPÓ.

A description of this species and its local names are given in the section on food plants.

The leaves are used on wounds.

## Family PLUMBAGINACEAE

Genus *PLUMBAGO**PLUMBAGO INDICA* L. (*P. rosea* L.).

PAMPASAPIT.

Local names: *Hañgad ñg babáe* (Bataan); *laurél* (Manila, Camarines); *panting-panting* (Cotabato); *pampasapit* (Tagalog).

The roots are scraped and employed in poultices for headache. The bark is a very effective blistering plaster, and is applied to the spine in certain fevers. It is also said to be an antidyspeptic.

Distribution: Bataan, Manila, Camarines, Laguna, Palawan, Cotabato.

*PLUMBAGO ZEYLANICA* L.

SANGDIKÍT.

Local names: *Bangbáng, talangkáu* (Iloko); *sampága* (Laguna); *sangdikít, sangdidikít* (Tagalog).

The pounded roots are used for blistering. In decoction they are employed as an antiscabious remedy. They are said also to be ecbotic.

Distribution: Northern and central Luzon, Palawan, Zamboanga.

## Family SAPOTACEAE

Genus *BASSIA**BASSIA BETIS* (Blanco) Merr.

BÉTIS.

A description and figure of this species and its local names are given in the section on resins, gums, and oils.

The bark and leaves of this plant are said to be useful for curing the stomach pains of children. The latex applied to the abdomen is said to expel worms. The powder of the bark provokes sneezing.

Genus *MIMUSOPS**MIMUSOPS PARVIFOLIA* R. Br. (*M. elengi* L.)

BANSALÁGIN.

A description and figure of this species and its local names are given in the section on official medicinal plants.

The bark, as well as the unripe fruit, yields a powerful astringent remedy. Both are used as a gargle to strengthen the gums. They are further employed in lotions for ulcers, and in urethral injections for gonorrhoea.

## Family EBENACEAE

## Genus DIOSPYROS

## DIOSPYROS EBENASTER Retz.

ZAPÓTE.

Local names: *Zapóte* or *zapote negro* (Mexican, in all regions where found).

The pounded bark and leaves are employed as a blistering plaster.

Distribution: Ilocos Norte, Ilocos Sur, Isabela, Nueva Ecija, Pampanga, Bulacan, Bataan, Manila, Cavite.

## DIOSPYROS MULTIFLORA Blanco.

KANÓMOI.

Local names: *Dupin̄gan*, *kanómi* (Nueva Ecija); *kanomai*, *kanómei* (Ilocos Sur, Union, Pangasinan); *kanúmai*, *kanómoi* (Rizal); *kanúmi* (Bataan).

The bark and leaves are caustic, and are used as a cure for furfuraceous herpes, ringworm, etc.

Distribution: Luzon, the Visayas, Mindanao.

## Family OLEACEAE

## Genus JASMINUM

## JASMINUM SAMBAC (L.) Ait.

SAMPAGÍTA.

Local names: *Húbar* (Balabac); *kampópot* (Pampanga, Manila); *ku-látai* (Pampanga); *lumabo*, *malúl* (Cotabato); *manúl* (Bisaya); *sampága* (Tagalog); *sampagita* (Spanish-Filipino); *sampagita doble* (Spanish-Filipino).

The flowers are applied as a poultice to the breasts of women to reduce the secretion of milk.

Distribution: Cagayan, Bontoc, Lepanto, Pangasinan, Pampanga, Tarlac, Manila, Laguna, Camarines, Palawan, Misamis, Davao, Cotabato, Zamboanga, Basilan.

## Family LOGANIACEAE

## Genus BUDDLEIA

## BUDDLEIA ASIATICA Lour.

TALIKNÓNO.

Local names: *Ammugin* (Benguet); *lagúndi-salása* (Bisaya); *lakién-ti-subúsub* (Union); *malasambóng* (Tagalog); *maligus* (Bontoc); *sambóng-kóla* (Rizal, Tayabas); *taliknóno* (Tagalog); *tokmán* (Abra); *tugnáng* (Iloko).

This plant is used locally for abortion. Also it is used in skin diseases and as a cure for loss of weight.

Distribution: Northern Luzon to southern Mindanao.

## Genus FAGRAEA

## FAGRAEA COCHINCHINENSIS (Lour.) A. Chev.

URUNG.

Local names: *Dólo*, *téka* (Palawan); *susulin* (Mindoro); *urung* (Palawan).

The bark is used as a febrifuge, especially in agues.

Distribution: Mindoro, Palawan.

**FAGRAEA RACEMOSA** Jack.

BULUBUÁIA.

Local names: *Baágu* (Bagobo); *bago-sala* (Samar); *bulubuáia* (Negros); *hambuáia*, *himbubuáia* (Capiz); *kabál* (Tayabas); *kibuáia* (Laguna); *kukodmón* (Camarines Norte); *libákan* (Laguna, Polillo); *magusiak* (Zambales); *makatibuha* (Subanun); *malabuáia* (Negros); *malabago* (Cebu); *talob-álok* (Tayabas).

The bark and the flowers are used as an antidote for snake bite.

Distribution: Central Luzon to Basilan.

Genus **STRYCHNOS**

**STRYCHNOS IGNATII** Berg.

ST. IGNATIUS BEAN.

A description and figure of this species and its local names are given in the section on official medicinal plants.

The bark and seeds, in small doses, are used as a febrifuge, and are said to be anticholeric and tonic. They are reported to be effective in some forms of paralysis. They are very poisonous.

**STRYCHNOS MULTIFLORA** Benth.

BUKÚAN.

A description of this species and its local names are given in the section on fiber plants.

This plant is said to be used for throat troubles.

Family **GENTIANACEAE**

Genus **CANSCORA**

**CANSCORA DIFFUSA** (Vahl) R. Br.

CHANG-BATÓ.

Local names: *Kubámba*, *chang-bató*, *tsang-bató* (Tagalog); *maleñgal* (Rizal).

The entire plant, administered in the form of a decoction, is tonic and antigestralgic.

Distribution: Ilocos Norte to the central Luzon provinces and Mindoro.

Family **APOCYNACEAE**

Genus **ALLAMANDA**

**ALLAMANDA CATHARTICA** L.

CAMPANERO.

Local names: *Campanilla*, *campanero* (Spanish).

The whole plant is poisonous. When brewed in decoction and administered in small doses, it is used as an antidotal.

Distribution: Rizal, Manila, Laguna, Tayabas, Polillo, Camarines, Albay, Occidental Negros.

Genus **ALSTONIA**

**ALSTONIA MACROPHYLLA** Wall.

BATÍNO.

Local names: *Basikálang*, *basikárang*, *dalákan* (Ilocos Sur); *basikálang*, *pañgolaksien* (Cagayan); *basikálon* (Isabela); *batikálang* (Panga-

sinan); *batino* (Tayabas, Laguna, Rizal, Batangas, Mindoro); *itang-itang* (Guimaras Island); *kuyan-kuyáú*, *malatapái* (Camarines); *pañgalisok-lóen* (Pangasinan); *pañgalamutien*, *pañgalanud-dien* (Ilocos Norte); *sulusilhigan* (Palawan); *tambal-túnngan* (Tawi-Tawi); *tañgítang* (Capiz).

The bark is used in the same manner as is that of *ditá* (*Alstonia scholaris*).

Distribution: Throughout the Philippines, from Cagayan to Tawi-Tawi.

**ALSTONIA SCHOLARIS** (L.) R. Br.

DITÁ.

Local names: *Alipáuin* (Ilocos Norte); *andaráyan*, *dilupáon* (Cagayan); *bita* (Iloilo); *dalipáuen*, *lipáuen* (Abra, Ilocos Sur, Amburayan subprovince); *ditá* (Zambales, Tarlac, Tayabas, Rizal, Laguna, Bataan, Batangas, Camarines, Mindoro, Sorsogon, Samar, Leyte, Sibuyan Island, Negros).

A decoction of the bark is used as a tonic and febrifuge and is said to be an emmenagogue, anticholeric and vulnerary.

Distribution: Very common throughout Luzon and the Visayan Islands.

Genus **CERBERA**

**CERBERA MANGHAS** L.

BARAIBÁI.

A description and figure of this species and its local names are given in the section on mangrove swamps.

The seeds are toxic, and are used in fishing in small streams.

Genus **KIBATALIA**

**KIBATALIA BLANCOI** (Rolfe) Merr.

PASNÍT.

Local names: *Kagpaáian* (Ilocos Sur); *laneténg-gubat* (Batangas); *laníti* (Guimaras, Negros); *pasnít* (Ilocos Sur); *tibíg* (Cavite, Batangas).

The leaves are used to cover the head in case of headache.

Distribution: Cagayan, Ilocos Sur, Cavite, Laguna, Batangas, Leyte, Guimaras Island, Negros.

Genus **LOCHNERA**

**LOCHNERA ROSEA** (L.) Reichb.

ATÁI-BIÁ.

Local names: *Chichirica* (Spanish-Filipino); *kumintáng* (Bisaya); *laurél* (Cagayán); *atai-biá* (Rizal, Manila); *rosas-sa-baibai* (Bisaya); *San Pedro* (Polillo); *sanda* (Bikol).

The roots in decoction are used as an effective emmenagogue. It is said that they may produce abortion.

Distribution: Widely distributed from Batanes Islands to Palawan and northern Mindanao.

Genus **NERIUM**

**NERIUM INDICUM** Mill.

OLEANDER OR ADÉLFA.

Local names: *Adélfa* (Spanish); *ginataán* (Tagalog).

The bark and leaves are poisonous. With an admixture of



oil, they are employed as an external application in skin eruption or irritations in herpes, etc.

Distribution: Occasionally cultivated for ornament in various regions.

Genus **PARALSTONIA**

**PARALSTONIA CLUSIACEA** Baill.

MALABATÍNO.

Local names: *Basikálang* (Ilocos Sur); *batikoling* (Rizal); *bayag-usá* (Mindoro); *ditá* (Bataan); *kuyau-yáu* (Masbate); *malabatíno* (Baler); *maladitá* (Batangas, Tayabas).

The bark is used on swellings.

Distribution: Cagayan to Camarines, Mindoro, Samar, Masbate, Negros, Palawan, Surigao.

Genus **PARAMERIA**

**PARAMERIA BARBATA** (Bl.) K. Schum. (*Parameria philippinensis* Radlk.)

DUGTUNG-ÁHAS.

A description of this species and its local names are given in the section on fiber plants.

The bark macerated in oil is an efficacious vulnerary and is also used internally for the cure of tuberculosis.

Genus **PLUMIERA**

**PLUMIERA ACUMINATA** Ait.

TEMPLE FLOWER or KALACHÚCHE.

Local names: *Kalachúche* or *kalatsútse* (Zambales, most Tagalog provinces; Camarines, most Bisaya provinces); *kalasuché* (Cavite); *kalatúche* (Tagalog); *kalunaché* (Iloko, Cagayan); *kalisúchu* (Pangasinan); *kará-karikuchá* (Pampanga); *kulaloché* (Iloko); *talisócho* (Pangasinan).

A decoction of the bark is used as a purgative, emmenagogue and febrifuge. The latex is also employed for the same effects.

Distribution: Cultivated in the majority of provinces.

Genus **RAUWOLFIA**

**RAUWOLFIA AMSONIAEFOLIA** A. DC.

MALADITÁ.

Local names: *Alibutbút* (Masbate); *banógan* (Masbate); *batikoling* (Bukidnon); *maladitá* (Camarines, Bukidnon); *maraandaráyan* (Cagayan).

The young buds are used for the stomach disorders of young babies.

Distribution: Cagayan to Camarines, Lubang Island, Mindoro, Masbate, Bukidnon.

Genus **TABERNAEMONTANA**

**TABERNAEMONTANA PANDACAQUI** Poir.

PANDAKÁKI.

A description of this species and its local names are given in the section on dyes.

The milky juice is said to be good for swellings. A decoction

of the root and the bark is used to cure certain affections of the stomach and intestines. Women use it also at childbirth. The leaves are used in bathing.

Genus **THEVETIA**

**THEVETIA PERUVIANA** (Pers.) Merr.

Local name: *Campanelo* or *campanero* (Spanish).

The decoction of the bark, in regulated doses, is employed as an emetic and febrifuge, said to be effective in intermittent fevers.

Distribution: Isabela, Baguio, Manila, Basilan.

Family **ASCLEPIADACEAE**

Genus **ASCLEPIAS**

**ASCLEPIAS CURASSAVICA** L.

BULAK-DAMÓ.

A description of this species and its local names are given in the section on fiber plants.

The roots are employed, both in decoction and pulverized, as an emetic, having effects similar to those of ipecacuanha.

Genus **CALOTROPIS**

**CALOTROPIS GIGANTEA** (L.) Dryand.

KAPAL-KAPÁL.

Local name: *Kapal-kapál* (Tagalog).

The bark and thickened latex are used as an alterative in certain diseases of the skin. They also have vermifugal properties.

Distribution: Manila, Batangas.

Genus **STREPTOCAULON**

**STREPTOCAULON BAUMII** Decne.

HIÑGÍU-NA-PUTÍ.

A description of this species and its local names are given in the section on fiber plants.

The latex is much used as a vulnerary.

Genus **TYLOPHORA**

**TYLOPHORA BREVIPES** (Turcz.) F.-Vill.

PASÚKA.

Local names: *Bugnéi* (Cagayan); *sarungkád*, *sarungkár* (Ilocos Norte); *pasúka* (Tagalog in Zambales); *dail*, *sayongkál* (Pangasinan).

A decoction of the roots is used as an emetic. The root is a substitute for ipecacuanha in all its uses. It is also considered as an emmenagogue and as a specific for colic.

Distribution: Cagayan, Ilocos Norte, Pangasinan, Zambales, Mindoro.

**TYLOPHORA PERROTTETIANA** Decne.

KUL-LAÑGÉM.

Local names: *Kul-lañgém* (Union); *maráipus ti bákes* (Iloko).

The leaves are used with wonderful effect as a vulnerary.

Distribution: Union, Pangasinan, Nueva Ecija, Rizal, Laguna.

Family CONVOLVULACEAE

Genus CALONYCTION

**CALONYCTION MURICATUM** (L.) G. Don

Local name: *Tonkin* (so called by the friars).

The seeds are vulnerary and are considered a very efficacious antidotal remedy for poisoning. They are also said to be purgative, as are those of the *Ipomoea nil* Roth.

Genus EVOLVULUS

**EVOLVULUS ALSINOIDES** L.

The entire plant is used in infusion to cure certain irregularities of the bowels. It is also employed as a vermifuge and a febrifuge.

Distribution: Very common in northern and central Luzon, but also collected from Semirara Island, Antique, Bukidnon, Davao, and Cotabato.

Genus IPOMOEA

**IPOMOEA DIGITATA** L. (*I. paniculata* R. Br.)

KAMKAMÓTE.

Local names: *Bulákan* (Culion); *kamkamóte* (Union); *puntas-púntas* (Tagalog).

The fresh, fleshy root, in infusion, is used as a purgative. It is said that the root dried and pulverized is good for emaciation in children. It is also regarded as alterative, tonic, aphrodisiac and galactagogic.

Distribution: Union, Bulacan, Bataan, Rizal, Manila, Culion, Butuan.

**IPOMOEA HEDERACEA** (L.) Jacq.

Local names: *Campanilla azul* (Spanish); *kamóte-kamotéhan* (Manila and vicinity).

The pulverized seeds are administered as a purgative and are said to be anthelmintic.

Distribution: Abra, Lepanto Bontoc, Rizal, Manila.

**IPOMOEA PES-CAPRAE** (L.) Roth

KATANG-KÁTANG.

Local names: *Arodaidái* (Bisaya); *badino* (Batanes); *balimbahin* (Polillo); *darípai* (Tagalog, Bikol, Bisaya); *kabaikabái* (Tayabas);

*kamkamotihan* (Bataan); *kamkamóte* (Union); *katang-kátang*, *lagairái*, *lampáyong* (Tagalog); *lagilái* (Davao); *langbáyong* (Iloko); *palang-pálang* (Iloilo).

The leaves are employed as an escharotic to extirpate the fungoid growth of ulcers. They are cooked and used as an antirheumatic topical.

Distribution: Along the beach from Batanes Islands to Basilan.

**IPOMOEA PES-TIGRIDIS L.**

RANGRAÑGÁU.

Local names: *Rangrañgái ñg abuduán*, *rangrañgáu* (Union); *mala-sandiá*, *salasandiá* (Bisaya).

The leaves are employed in the form of poultices as a resolvent of pimples, boils, etc.

Distribution: Cagayan, Amburayan, Lepanto, Union, Pangasinan, Bulacan, Cavite, Rizal, Manila, Laguna, Batangas, Antique, Guimaras Islands, Bukidnon, Zamboanga.

**IPOMOEA REPTANS (L.) Poir.**

KANGKÓNG.

A description of this species and its local names are given in the section on fiber plants.

The tops are edible and are mildly laxative.

Genus **MERREMIA**

**MERREMIA EMARGINATA (Burm. f.) Hallier f.**

KUPI-KUPÍT.

Local names: *Bató-bató* (Tagalog); *kupi-kupít* (Iloko).

The leaves and tops in decoction are sometimes employed as a diuretic.

Distribution: Rizal, Bataan. In dry open grasslands and waste places at low altitudes.

Genus **OPERCULINA**

**OPERCULINA TURPETHUM (L.) S. Manso**

A description of this species and its local names are given in the section on fiber plants.

The root, either pulverized or in alcoholic tincture, is employed as a drastic purgative.

Genus **QUAMOCLIT**

**QUAMOCLIT PINNATA (Descr.) Voigt.**

CYPRESS VINE or CABELLO DE ÁNGEL.

Local names: *Cabello de ángel* (Spanish-Filipino); *lumpitan* (Cotabato); *malabohók* (Bisaya); *malmaráma* (Cebu); *pabellón de ángel* (Pangasinan); *pisos-pisos* (Oriental Negros); *tartaróok* (Ilocos Norte); *ten-tenedór* (Union).

The leaves are prepared in poultices and employed as a remedy for bleeding hemorrhoids.

Distribution: Ilocos Norte, Cagayan, Bontoc, Union, Nueva Vizcaya, Pangasinan, Pampanga, Bulacan, Bataan, Cavite, Rizal, Laguna, Camarines Norte and Sur, Albay, Sorsogon, Iloilo, Antique, Oriental Negros, Cebu, Bantayan Island, and Cotabato.

### Family BORRAGINACEAE

#### Genus GOLDENIA

#### COLDENIA PROCUMBENS L.

TABTABÓKOL.

Local names: *Orégano-laláki* (Tagalog); *papaít ti núang* (Union); *tabtabókol* (Ilocos, Abra); *tapiasín* (Tagalog).

The leaves are applied in poultices to mature abscesses. The dried leaves when pulverized provoke sneezing.

Distribution: From Cagayan to Manila, and in Mindoro.

#### Genus CORDIA

#### CORDIA MYXA L.

ANÓNANG.

A description of this species and its local names are given in the section on fiber plants.

A decoction of the bark is said to be antidyseptic and a febrifuge. When reduced to a powder it is used as a cure for ulcers in the mouth.

#### Genus EHRETIA

#### EHRETIA MICROPHYLLA Lam.

KALAMOGÁ.

A description of this species and its local names are given in the section on food plants.

The dried leaves are boiled and the resulting fluid is used internally as a cure for stomach trouble. A decoction of the leaves is used as a cough cure.

#### EHRETIA NAVESII Vidal

TALIBUNÓG.

Local names: *Alimbuñgug* (Surigao); *kalambonóg* (Pangasinan); *mala-tadiáng* (Nueva Vizcaya); *maragauéd* (Ilocos Norte); *talibunóg* (Lepanto).

This plant is used in the cure of fever.

Distribution: Throughout the Philippines from Cagayan to Basilan.

#### Genus HELIOTROPIUM

#### HELIOTROPIUM INDICUM L.

ÍKOI-PÚSA.

Local names: *Aposótes* (Basilan); *buntót-león* (Tayabas, Albay); *hinla-laión* (Tagalog); *higad-higaran* (Nueva Ecija); *ikog-ikog-sang-kutí* (Bisaya); *ikoi-púsa* (Sambali); *kabra-kábra*, *kambra-kámbrá* (Bisaya); *kuting-kutiñgan* (Tagalog); *makabra* o *puntalefante* (Negros); *malakudkúran* (Zambales); *peñgñgá* (Abra); *peng-nga-peñg-ñgá* (Pangasinan); *peñga-peñgá* (Union); *trompa-elefante* (Manila, Marinduque); *trompa-lipante* (Iloilo).

A tea made from the leaves is used for bathing cuts and sores; also for the treatment of cholera. The leaves are applied to wounds and boils. The leaves in decoction are used as a pectoral and as antiscabious. The sap of the leaves mixed with salt is said to be useful for clearing the vision. The plant is said to be also used for ear and skin diseases.

Distribution: Batanes Islands to Basilan.

Genus **ROTULA**

**ROTULA AQUATICA** Lour.

**BUNTÚT-BUÁIA.**

Local names: *Aposótes* (Basilan); *buntút-buáia* (Bulacan); *kulítai* (Tagalog); *makabra*, *puntalefante* (Negros); *tákad* (Rizal); *trompalipánti* (Iloilo).

The stems are used in decoction as a sudorific and diuretic.

Distribution: Cagayan to Basilan.

Genus **TOURNEFORTIA**

**TOURNEFORTIA SARMENTOSA** Lam.

**SALSALLAKÁPU.**

Local names: *Kalanṅuṅgúg* (Bisaya); *salsallakápu* (Union).

The leaves are specially employed in destroying the larvae found in the ulcers of cattle.

Distribution: In most or all islands and provinces from Babuyan Islands and northern Luzon to Palawan and Mindanao.

Genus **TRICHODESMA**

**TRICHODESMA INDICUM** (L.) R. Br.

This species is used in the same manner as is the following.

Distribution: Rizal, Laguna.

**TRICHODESMA ZEYLANICUM** (Burm. f.) R. Br.

**DÍLANG-USÁ.**

Local names: *Dílang-usá* (Tagalog); *mabúlo* (Rizal).

The flowers are employed by natives, instead of those of *Borago officinalis*, as a sudorific and pectoral.

Distribution: Cagayan, Ilocos Norte, Pampanga, Rizal, Manila, Laguna.

Family **VERBENACEAE**

Genus **AVICENNIA**

**AVICENNIA OFFICINALIS** L.

**API-ÁPI.**

A description and figures of this species and its local names are given in the section on mangrove swamps.

A resin from the sapwood is used locally on snake bites. The seeds cooked with water are used as maturative poultices, and as a cicatrizant of ulcers.

Genus **CALLICARPA****CALLICARPA CAUDATA** Maxim.

Local names: *Amgup*, *anayup* (Benguet); *haraiháí* (Palauí Island).

A decoction made from the fresh or dried leaves is used as a cure for stomach trouble.

Distribution: Northern Luzon to Albay, Misamis.

**CALLICARPA ERIOCLONA** Schauer

PALÍS.

Local names: *Alínau* (Mindoro); *malasambóng* (Laguna); *palís* (Laguna); *suliñgásau* (Nueva Ecija); *tambalabási* (Batangas); *tigau* (Mindoro, Negros).

This species is said to be used for the cure of itches.

Distribution: Throughout the provinces of Luzon, Mindoro, Leyte, Negros, Davao, Zamboanga.

**CALLICARPA FORMOSANA** Rolfe

TIMBABÁSI.

Local names: *Anandhin* (Benguet); *anmoyop* (Pangasinan); *tubai-bási* (Laguna); *palís*, *tubang-dalág* (Laguna, Tayabas); *talambási* (Batangas, Mindoro); *tigau* (Laguna, Mindoro, Tayabas); *timbabási* (Laguna, Tayabas); *túba* (Bulacan).

The leaves are smoked like stramonium to combat dyspnoea. Also, when fresh and crushed, they are used to stupefy fish.

Distribution: Cagayan to Davao.

Genus **CLERODENDRON****CLERODENDRON BETHUNEANUM** Low

GUANTÓN.

Local names: *Anoran* (Palawan); *quantón* (Surigao); *kalikal* (Surigao) *matá-kuó* (Masbate); *parida* (Zamboanga).

An infusion of the leaves is used by women during pregnancy.

Distribution: Isabela in northern Luzon to Basilan.

**CLERODENDRON CUMINGIANUM** Schauer

TALUMPAPÁIT.

Local names: *Dakátung* (Jolo); *talumpapáit* (Lanao); *tanógo* (Zamboanga).

The leaves of this species are used for stomachache.

Distribution: Ilocos Norte, Capiz, Negros, Camiguin de Mindanao, Agusan, Butuan, Lanao, Davao, Zamboanga, Basilan.

**CLERODENDRON INERME** (L.) Gaertn.

AÑG'AÑGRÍ.

Local names: *Añg'añgrí*, *busel-búsel* (Union); *balisin* (Bisaya); *balis-kúg* (Bisaya); *mañgotñgót* (Bataan); *tabañgónño* (Iloilo).

The root is administered in decoction as a febrifuge and general alterative. The leaves are used in poultices as a solvent.

Distribution: Batanes Islands to Davao.

**CLERODENDRON INTERMEDIUM** Cham.

LARÓAN-ANÍTO.

Local names: *Alokások* (Bisaya); *balantána*, *bantána*, *bolongtambál* (Bisaya); *igín̄ga* (Tagalog); *ikap-ani-áni* (Sambali); *kalalauan* (Bataan); *kasopán̄gíl* (Laguna, Tayabas, Batangas); *katuñ̄gatum* (Cotabato); *kolo-kológ* (Bisaya); *laróan-anito* (Tagalog); *libintáno* (Occidental Negros); *makalalanang* (Tagalog); *pakápis* (Bisaya); *salinguák* (Mindoro).

The root is known to be purgative. The leaves, either whole or pounded, are applied on the abdomen of a parturient in certain complications.

Distribution: Babuyan Islands to Cotabato.

**CLERODENDRON MACROSTEGIUM** Schauer

MALAPOTÓKAN.

Local names: *Agboligan* (Ilokó); *bagáuak*, *malapotókan* (Tagalog); *bagák*, *kasopán̄gíl* (Mindanao).

The leaves are employed, in decoction and as poultices, to cure carbuncles.

Distribution: Nueva Vizcaya, Rizal, Tayabas, Mindoro, Sibuyan Island.

**CLERODENDRON MINAHASSAE** Teysm. and Binn.

AIAM-ÁIAM.

Local names: *Am-amboligan* (Pangasinan); *aiam-áiam* (Iloko); *bagáuak* (Bataan); *bagáuak-itim* (Rizal); *bagáuak-pulá* (Rizal); *bokobokó* (Union).

This plant is used as an external remedy for chest and stomach pains. The leaves are said to be boiled and applied to boils.

Distribution: From Cagayan to Basilan.

**CLERODENDRON QUADRILOCULARE** (Blanco) Merr.

BAGÁUAK.

Local names: *Bagáuak na morado* (Tagalog); *bagáuak na pulá* (Rizal); *baligtanin* (Batangas); *saling-uák* (Occidental Negros, Mindoro).

The leaves in topicals are used for healing wounds, ulcers, etc. They are also employed in tonic baths.

Distribution: Bataan, Rizal, Manila, Laguna, Batangas, Mindoro, Ticao Island, Capiz, Negros Occidental, Siargao Island, Bucas Grande Island.

Genus **LIPPIA****LIPPIA NODIFLORA** (L.) Rich.

CHACHÁHAN.

Local names: *Busbusí* (Union); *chacháhan* (Manila); *lopúlopú* (Iloilo); *nakulad* (Batanes).

An infusion of the leaves and tops is employed by the natives as a carminative and diuretic remedy.

Distribution: Batanes Islands, Cagayan to Laguna, and Panay to Zamboanga.



## Genus PREMNA

## PREMNA CUMINGIANA Schauer

MANABÁ.

Local names: *Banabá* (Cagayan, Isabela); *malaápi* (Tagalog); *manabá* (Camarines, Leyte, Bukidnon); *kilig* (Bataan); *magílik* (Rizal); *palan-diáuan* (Cagayan).

The leaves in infusion are employed as a remedy for dropsy, and also as a diuretic.

Distribution: Cagayan, Central Luzon provinces, Camarines, Leyte, Surigao, Lanao, Davao, Basilan.

## PREMNA NAUSEOSA Blanco

MULÁUIN-ÁSO.

Local names: *Agráu* (Abra); *alagáu-gúbat* (Laguna); *anañghit* (Rizal); *malamuláuin* (Bataan); *muláuin-áso* (Tarlac, Bataan, Zambales, Batangas, Rizal, Laguna).

The leaves are said to be used as a cure for stomach troubles.

Distribution: Cagayan to Camarines, Capiz.

## PREMNA ODORATA Blanco

ALAGÁU.

Local names: *Adgáu* (Camarines, Guimaras Island); *adiyó'* (Marinduque); *alagáu* (Union, Abra, Bontoc, Zambales, Pampanga, Tarlac, Bulacan, Bataan, Manila, Rizal, Tayabas, Laguna, Negros); *argáu* (Negros); *atinge* (Nueva Vizcaya); *lagan* (Cotabato); *lassi* (Cagayan); *tanglé* (Pampanga).

A decoction of the roots, leaves, flowers, and fruits is used as a sudorific and pectoral, and is said to be carminative. The leaves with coconut or sesame oil are applied to the abdomen of children to cure tympanites. The leaves are boiled in water and the water used for bathing babies, and also as a treatment for beriberi. In the latter case the boiled leaves are applied to the affected part of the patient's body. The plant is used as a headache cure.

Distribution: From Batanes Islands, throughout the provinces of Luzon, and southward to Cotabato.

## Genus TECTONA

## TECTONA GRANDIS L. f.

TEAK.

Local names: *Dalandáng* (Occidental Negros); *dalondón*, *kalayáte* (Bisaya); *játe* (Zamboanga); *hadlayáti* (Agusan); *játi* (Jolo); *téca* (Rizal, Laguna, Zamboanga); *tikla* (Tagalog); *yáti* (Port Banga).

The leaves, either fresh or dried, are used in decoction as an excellent remedy for hæmoptysis. The same decoction taken as a gargle is said to cure sore throat.

Distribution: Rizal Province to Jolo.

## Genus VITEX

## VITEX NEGUNDO L.

LAGÚNDI.

Local names: *Agno-casto* (Spanish-Filipino); *dángla* (Ilocos Norte and Sur, Abra, Zambales, Pangasinan, Laguna); *lagúndi* (Cagayan, Zambales, Bulacan, Manila, Laguna, Camarines, Masbate, Pampanga).

A decoction of the bark, tops, and leaves is said to be anti-gastralgic. The leaves are used in aromatic baths; also as an insectifuge. The seeds are boiled in water and eaten, or the water is taken internally, to prevent the spreading of poison from the bites of poisonous animals. The infusion is also used for disinfecting wounds. Wine in which the seeds have been soaked is said to be good for dropsy. The leaves of the tree applied to the forehead are said to be good for headache. The plant is also regarded as a febrifuge.

Distribution: Common and widely distributed in thickets.

## VITEX TRIFOLIA L. var. OVATA (Thunb.) Merr. LAGÚNDING-DÁGAT.

Local names: *Agubárau* (Bisaya); *daldallagni* (Union); *kalapíni* (Union); *lagúnding-dáгат*, *lagúnding-gapáng* (Tagalog).

The leaves in decoction are used for aromatic baths.

Distribution: Cagayan, Ilocos Norte, Amburayan, Isabela, Union, Batangas, Catanduanes.

## Family LABIATAE

## Genus ANISOMELES

## ANISOMELES INDICA (L.) O. Kuntze

BAÑGBAÑGSÍT.

Local names: *Páling-haráp*, *táling-haráp* (Tagalog).

A decoction of the leaves is said to be antirheumatic and stomachic.

Distribution: Widely distributed in open waste places in the Philippines.

## Genus COLEUS

## COLEUS AMBOINICUS Lour.

Local names: *Orégano* (Spanish-Filipino); *sugánda* (Tagalog); *torongil*, *limón* (Spanish-Filipino).

The leaves in infusion or as a syrup are used as an aromatic carminative, administered in cases of dyspepsia and also to cure asthma.

Distribution: Cultivated in many regions.

## COLEUS BLUMEI Benth.

MAIÁNA.

Local names: *Badiára*, *maiána* (Tagalog, Bisaya, Pampanga); *maiánau* (Bikol); *maliána* (Tagalog, Bisaya, Pampanga); *laponáia* (Bisaya).

The pounded leaves are said to be valuable as a cure for headaches, and for the healing of bruises.

Distribution: Widely cultivated.

Genus **HYPTIS**

**HYPTIS SUAVEOLENS** Poir.

BAÑGBAÑGSÍT.

Local names: *Bañgbañgsít* (Bontoc, Pocos Sur, Pangasinan); *kaling-kabáyo* (Dumaran Island); *litálit* (Union); *suáb-kabáyo* (Polillo).

A decoction of the roots is valued as an appetizer. This plant is also used for affections of the uterus. The root in decoction is said to be emmenagogic, and a stimulant if employed in rheumatism.

Distribution: In waste places throughout the Philippines.

Genus **LEUCAS**

**LEUCAS LAVANDULIFOLIA** Sm.

PANSI-PANSÍ.

Local names: *Kaskasúmba* (Pangasinan); *lanġa-lanġá* (Camarines); *pansi-pansi* (Laguna); *salita* (Polillo); *sampáran* (Bulacan).

The leaves are crushed and used externally in dermatosis.

Distribution: Very abundant throughout Luzon, and collected also from Mindoro, Polillo, and Surigao.

Genus **MENTHA**

**MENTHA ARVENSIS** L.

MINT or YERBA BUENA.

Local name: *Yerba buena* (Spanish).

The tops and leaves are carminative and when bruised are used as an antidote for the stings of poisonous insects.

Distribution: Reported from Pangasinan, Manila, Batangas, Tayabas, but known to be commonly cultivated.

Genus **OCIMUM**

**OCIMUM BASILICUM** L.

BALANÓI or SWEET BASIL.

A description of this species and its local names are given in the section on resins, gums, and oils.

The leaves are used in infusion or decoction as a carminative and stimulant medicine.

**OCIMUM SANCTUM** L.

SULÁSI or HOLY BASIL.

A description of this species and its local names are given in the section on resins, gums, and oils.

The leaves in decoction are used for aromatic baths. A decoction brewed from the roots and leaves is said to be a specific for gonorrhœa. Externally it is used in baths to cure rheumatic pains and paralysis. A decoction obtained from the seeds is said to be demulcent.

Genus **POGOSTEMON**

**POGOSTEMON CABLIN** (Blanco) Benth.

PATCHOULI or KABLÍN.

A description and figure of this species and its local names are given in the section on resins, gums, and oils.

The leaves and tops serve as a preservative against moths. They are employed also in baths, when they are said to have antirheumatic action.

Genus **ROSMARINUS**

**ROSMARINUS OFFICINALIS** L.

ROSEMARY or ROMERO.

Local names: *Duméro* (corruption of Spanish "romero"); *rosmiro* (Bontoc).

The leaves are used in the Philippines in the same manner as in European therapeutics.

Distribution: Reported from Bontoc, Rizal, Laguna, Marinduque, but widely cultivated.

Genus **SCUTELLARIA**

**SCUTELLARIA LUZONICA** Rolfe

SIDIT.

Local name: *Sidit* (Benguet).

The plant is said to be used as a cure for stomach pains.

Distribution: Northern and central Luzon, Mindanao.

Family **SOLANACEAE**

Genus **DATURA**

**DATURA FASTUOSA** L.

TALONG-PÚNAI NA ITÍM.

Local names: *Siva* (Batanes Islands); *talampúnai* (Marinduque); *talampúnai na itím* (Batangas).

The species is poisonous, as is the variety *alba*. It is utilized for the same purposes as stramonium. The leaves and flowers are smoked for dyspnoea in bronchitis.

Distribution: In open places in and about settlements throughout the Philippines.

**DATURA FASTUOSA** L. var. **ALBA** (Nees) C. B. Clarke. TALONG-PÚNAI.

Local names: *Kamkammaílau* (Union); *katsúbong* (Capiz); *taram-púnai*, *talam-púnai*, *talong-púnai* (Tagalog, Pampanga, Bikol); *kachibong* (Bisaya, Marinduque).

The leaves are much used in resolute and mitigant poultices. They are also smoked like stramonium in cases of dyspnoea produced by asthma. The seeds and roots have the same uses. They are sometimes used for criminal purposes. The Moros are said to intoxicate themselves with this plant before they commit their massacres.

Distribution: Throughout the Philippines in waste places in and about towns. Much more common than the purple-flowered form.

## Genus NICOTIANA

## NICOTIANA TABACUM L.

TOBACCO.

Local name: *Tabaco* (Spanish).

The fresh leaves are used in poultices as a sedative and maturative. A decoction of the dried leaves is used for enemas for expelling certain intestinal worms.

Distribution: Cultivated, either on a commercial scale, or for local use, in almost all provinces.

## Genus SOLANUM

## SOLANUM CUMINGII Dunal

TALONĠGTALONĠGAN.

A description of this species and its local names are given in the section on food plants.

The leaves used in poultices are said to be mitigating and resolvent. The seeds are employed as a sedative, and are sometimes used to cure toothache.

## SOLANUM MELONGENA L.

EGG PLANT or TALONĠ.

Local names: *TalónĠ* or *tarónĠ* (wherever cultivated); *berengena* (Spanish).

The roots in decoction are taken internally as an antiasthmatic and as a general stimulant. The leaves are employed to cure piles.

Distribution: Cultivated in almost all provinces.

## SOLANUM NIGRUM L.

KONTI.

A description of this species and its local names are given in the section on official medicinal plants.

The leaves when prepared in poultices are said to have sedative and healing properties. Prepared as an alcoholate, they are said to alleviate neuralgic pains.

## Family SCROPHULARIACEAE

## Genus BACOPA

## BACOPA MONNIERA (L.) Wettst.

ULASÍMAN-ÁSO.

Local names: *Alasíman*, *olasíman* (Cebu); *ulasíman-áso* (Tagalog).

The entire plant in decoction is utilized by the natives as a diuretic.

Distribution: Cagayan, Ilocos Norte, Manila, Laguna, Cebu.

## Genus LIMNOPHILA

## LIMNOPHILA INDICA (L.) Druce

INÁTA.

Local name: *Ináta* (Tagalog).

An infusion of the leaves is used in the cure of dysentery and dyspepsia.

Distribution: Cagayan, Ilocos Norte, Bontoc, Benguet, Pangasinan, Nueva Ecija, Rizal Laguna, Leyte, Bukidnon, Davao, Lanao. In shallow, slow streams at low and medium altitudes, ascending to 1,500 meters.

Genus **SCOPARIA**

**SCOPARIA DULCIS L.**

MALAMÍS.

Local names: *Is-isa* (Pangasinan); *kacha-kachahan*, *hibi-hibihan* (Tagalog); *malaamis* (Pampanga); *malismalisan* (Polillo); *sampalókan* (Laguna).

An infusion of the leaves and tops is used as a tea in certain affections of the intestines.

Distribution: From Batanes Islands to southern Mindanao.

Family **BIGNONIACEAE**

Genus **CRESCENTIA**

**CRESCENTIA ALATA H.B.K.**

HOJA-CRUZ.

Local names: *Krus-krusan* (Rizal); *hoja-cruz* (Spanish-Filipino).

A decoction of the leaves is employed as an astringent and antihemorrhagic, and is much used in haemoptysis and dysentery.

Distribution: Rizal and Tayabas.

Genus **DOLICHANDRONE**

**DOLICHANDRONE SPATHACEA (L. f.) K. Schum.**

TUWÍ.

Local names: *Páta* (Union); *tanḡás* (Palawan); *tanghás* (Mindoro, Masbate, Negros Occidental); *tivi* (Butuan); *tiwi* (Camarines, Tayabas, Mindoro, Agusan); *tué* (Tagalog); *tuí* (Zambales, Bataan, Mindoro).

The seeds are administered in the form of a powder, generally for some nervous complaint.

Distribution: Northern Luzon to Basilan Island.

Genus **OROXYLUM**

**OROXYLUM INDICUM (L.) Vent.**

PINGKAPINGKÁHAN.

A description of this species and its local names are given in the section on food plants.

The leaves are used for the cure of female irregularities. The bark of the root is said to be antirheumatic if used in decoction, and also antidysenteric and diaphoretic. The leaves are generally used in antirheumatic baths.

Family **PEDALIACEAE**

Genus **SESAMUM**

**SESAMUM ORIENTALE L. (*S. indicum* DC.)**

SESAME or LIṄGÁ.

A description and figure of this species and its local names are given in the section on resins, gums, and oils.

The oil extracted from the seeds is used as an antirheumatic in massage treatment.

### Family ACANTHACEAE

#### Genus ACANTHUS

##### ACANTHUS ILICIFOLIUS L.

DILIUÁRIU.

A description and figure of this species and its local names are given in the section on mangrove swamps.

The leaves and roots are used in decoction as an antiasthmatic. A decoction of the leaves is considered as emollient.

#### Genus BARLERIA

##### BARLERIA PRIONITIS L.

KOKÓNG-MANÚK.

Local names: *Kolintá* (Manila); *korrintá* (Mindoro); *kokóng-manúk*, *kulánta* (Tagalog); *kuránta* (Mindoro).

A decoction of the leaves and tops is used for bathing in cases of febrile catarrh.

Distribution: Bulacan, Bataan, Rizal, Manila, Laguna, Mindoro, Cuyo Islands.

#### Genus BLECHUM

##### BLECHUM BROWNEI Juss.

SAPIN-SAPÍN.

Local names: *Bumburrua* (Baguio); *dáiang* (Tagalog); *damóng-sambáli* (Bataan); *garem ñja púrau* (Union); *karis-busuk* (Ilocos Norte); *sapin-sapín* (Tagalog); *tarre-tarre* (Pangasinan).

The entire plant in decoction is used as an antibleorrhagic. The pounded leaves are employed as a vulnerary.

Distribution: Batanes Islands, throughout the provinces of Luzon, Polillo, Leyte, Occidental Negros, Cebu, Misamis, Lanao.

#### Genus GRAPTOPHYLLUM

##### GRAPTOPHYLLUM PICTUM (L.) Griff.

ATAI-ÁTAI.

Local names: *Antólang* (Tagalog); *balasbás*, *pásau* (Bisaya); *atai-atai*, *balasbás-malómai*, *ternáte*, *yovas* (Tagalog); *kalupung* (Laguna); *morado* (Spanish-Filipino); *sarása* (Tagalog).

The leaves are used as an emollient poultice on ulcers of the hand and for keeping open artificial ulcers made for medicinal purpose.

Distribution: Batanes Islands, Cagayan, Lepanto, Pampanga, Bulacan, Rizal, Manila, Laguna, Tayabas, Mindoro, Palawan, Lanao, Davao.

#### Genus JUSTICIA

##### JUSTICIA GENDARUSSA Burm. f.

KAPANATÚLOT.

Local names: *Bugnáu*, *bugnó-négro* (Palawan); *bunláu* (Bisaya); *huling-bánġon* (Balabac Island); *kadpaián* (Union); *kapanatúlot* (Tagalog);

*malabúlak*, *San Francisco-bundók* (Bataan); *padír* (Abra); *paritúlot* (Rizal, Cavite, Tayabas); *pulpúlto* (Cagayan); *tuhod-manúk* (Cavite).

The fresh leaves are used in topicals to cure the œdema of beriberi and are said to be useful in rheumatism. In decoction they are used for bathing during childbirth.

Distribution: Bulacan, Biliran Island, Leyte, Capiz, Bohol, Palawan, Balabac Island, Butuan, Lanao, Cotabato, Zamboanga.

#### JUSTICIA PROCUMBENS L.

The leaves are used externally as an astringent in the cure of certain eruptions of the skin.

Distribution: Batanes Islands and northern Luzon to Mindanao, in most islands and provinces. In open places at low and medium altitudes.

#### Genus PSEUDERANTHEMUM

#### PSEUDERANTHEMUM PULCHELLUM (Hort.) Merr. LIMÁNG-SÚGAT.

Local names: *Aliopióp*, *mopió*, *maladosódos*, *panaptum* (Bisaya); *cinco-llagas* (Spanish-Filipino); *kinatulúan*, *pasioki* (Bataan); *limáng-súgat*, *silisilíhan* (Tagalog); *pulpúlto* (Ilocos Norte, Union); *sinkilladas* (Pangasinan, Rizal, Tayabas); *tuláng-manúk* (Negros Occidental and Tagalog).

The roots, stems and leaves in decoction are used against aphthoes and also as a cicatrizant of wounds, ulcers, etc.

Distribution: Bataan, Rizal, Laguna, Mindoro, Western Visayan Islands, Mindanao.

#### Genus RHINACANTHUS

#### RHINACANTHUS NASUTA (L.) Kurz TAGAK-TAGÁK.

Local names: *Cinco-llagas na putí*, *silisilíhan*, *tagak-tagák*, *taging-tagák* (Tagalog).

The sap of the root and leaves, or a decoction of the same, is efficient in certain obstinate forms of dermatosis.

Distribution: Rizal, Manila, Cavite, Laguna.

### Family PLANTAGINACEAE

#### Genus PLANTAGO

#### PLANTAGO MAJOR L. PLANTAIN.

A description of this species and its local names are given in the section on official medicinal plants.

A decoction of the leaves is used as an emollient.

#### Genus BORRERIA

#### BORRERIA HISPIDA (L.) K. Schum. (*Spermacoce hispida* L.)

Local name: *Landrina* (Tagalog).

The leaves brewed in decoction are used as an astringent in hemorrhoids.



Distribution: Batanes Islands, Cagayan to Batangas and Laguna, Mindoro, Panay, Basilan. In open dry places at low and medium altitudes.

## Genus GARDENIA

GARDENIA PSEUDOPSISIDIUM (Blanco) F.-Vill.

Local names: *Bayág-usá* (Masbate); *butunalaga* (Cagayan); *kasablan* (Cotabato); *kasikas* (Benguet); *lamóg* (Cotabato); *malabayabas* (Tagalog); *sulípa* (Bataan).

The fruit is used as a cure for smallpox.

Distribution: Northern Luzon to southern Mindanao.

## Genus HYDNOPHYTUM

HYDNOPHYTUM FORMICARIUM Jack

BANGHÁI.

Local name: *Banghái* (Bisaya).

The swollen woody bases of the plants are used in the form of a decoction as an efficient remedy in liver and intestinal complaints.

Distribution: Laguna, Tayabas, Polillo, Surigao.

## Genus HYMENODICTYON

HYMENODICTYON EXCELSUM (Roxb.) Wall.

ALIGÁÑGO.

Local names: *Abár* (Abra, Ilocos Sur); *aligáñgo* (Bulacan); *aligpági* (Davao); *balang-kori* (Nueva Ecija); *higáu* (Rizal); *kamatalóng* (Basilan Island); *matalísai* (Guimaras Island); *tubo-bato* (Palawan).

The bark is used as a substitute for cinchona bark in its antiperiodic effects.

Distribution: Abra to Rizal, Palawan, Guimaras Island, Davao, Basilan.

## Genus MORINDA

MORINDA CITRIFOLIA L.

BANGKÓRO.

A description of this species and its local names are given in the section on dyes.

The fruit is used as an emmenagogue. The leaves when fresh are applied on ulcers to effect a rapid cure. The sap of the leaves is antiarthritic.

Distribution: Widely distributed in thickets and second-growth forests in the Philippines.

## Genus MUSSAENDA

MUSSAENDA PHILIPPICA A. Rich.

TINULÚAN-GÁTAS.

Local names: *Agbói* (Bisaya); *aghoi* (Guimaras Island, Negros, Mindoro); *ayauniliklat* (Cotabato); *balai-lamók* (Iloko); *balikaran* (Tayabas); *bogón* (Samar); *buyón* (Samar, Palawan); *darumabi* (Cotabato); *gatas vírgen* (Cavite); *gibúian* (Misamis); *hagbúi* (Palawan); *káhoi-dalága* (Zambales, Bataan); *malacafé* (Camarines); *matáng-árau* (Bisaya); *mu-*

*yon* (Agusan); *taba-tabá* (Camarines); *talik-haráp* (Tayabas, Polillo); *taua-tauá* (Camarines, Butuan, Bukidnon); *tiñga-tiñgá* (Tagalog); *tinu-lúan-gátas* (Rizal).

This plant is said to be used against snake bites and to cure dysentery. The roots and leaves in decoction are used for certain affections of the chest and lungs. The root is employed in cases of jaundice as are also the white, full-grown sepals. The leaves, employed externally in decoction, are used as an emollient.

Distribution: Common and widely distributed in the Philippines.

#### Genus NAUCLEA

NAUCLEA JUNGHUHNII (Miq.) Merr.

MAMBÓG,

Local names: *Bangkál* (Tayabas, Sorsogon, Masbate); *kabák* (Samar, Leyte); *mambóg* (Camarines); *sapaun* (Davao); *tirorón* (Camarines).

A decoction of the bark is used in connection with menstruation.

Distribution: Isabela, Tayabas, Camarines, Sorsogon, Albay, Masbate, Leyte, Negros, Misamis, Lanao, Davao, Zamboanga. In primary forests at low altitudes.

NAUCLEA ORIENTALIS L.

BANGKÁL.

Local names: *Balikakak* (Cotabato); *bangkál* (Zambales, Bataan, Manila, Laguna, Tayabas, Mindoro, Leyte, Iloilo, Butuan, Cotabato, Palawan); *bulála* (Babuyan and Batanes Islands, Ilocos Norte, Abra, Benguet, Union, Pangasinan); *kabák* (Butuan).

The leaves are applied to boils and tumors. The bark in decoction is said to be vulnerary, antidiarrhetic, and a cure for toothache.

Distribution: Northern Luzon to Mindanao and Palawan.

#### Genus OLDENLANDIA

OLDENLANDIA CORYMBOSA L.

Local name: *Ulasiman-áso* (Tagalog).

The entire plant in decoction is used as a febrifuge and a stomachic.

Distribution: Throughout the Philippines. Often common in and about towns, in waste places and gardens.

#### Genus PAEDERIA

PAEDERIA FOETIDA L.

Local names: *Bañógan* (Bikol); *dikút na bulúk* (Pampanga); *kantúkaí* (Tagalog, Pampanga); *kantútak* (Tayabas); *kantútan* (Tagalog); *lilitan* (Bisaya); *matabáng-dikút* (Pampanga); *taitái* (Bisaya).

A decoction of the bark is taken as an emetic, while that of the leaves is used in antirheumatic baths.

Distribution: Widely distributed throughout the Islands.

## Genus PAVETTA

## PAVETTA INDICA L.

GUSÓKAN.

Local names: *Galauan* (Bukidnon); *gesgés* (Cagayan); *gusókan* (Cebu, Bataan); *malakape* (Zambales, Bulacan); *pañgapatóten* (Cagayan); *sangkílan* (Negros Occidental); *tamayan* (Negros Oriental).

The bark in decoction, or pulverized, is administered, especially to children, to correct visceral obstructions. The leaves in decoction are used externally to alleviate the pains caused by hemorrhoids.

Distribution: Batanes Islands to Basilan.

## Genus PSYCHOTRIA

## PSYCHOTRIA LUZONIENSIS (Cham. and Schlecht.) F.-Vill.

TAKPO.

Local names: *Alitakbó*, *burubugnái* (Camarines); *altokó*, *dumamáí* (Nueva Vizcaya); *kadpuáyan* (Union); *kalabúbo-labáyo* (Zambales); *katagpó* (Pampanga, Bulacan, Manila, Rizal, Laguna); *katagpóng-gúbat* (Rizal); *kombateo* (Tayabas); *ñguspúl* (Benguet); *takpó* (Tayabas, Laguna, Batangas, Cavite).

A decoction of the root is administered as an antidiysenteric remedy.

Distribution: Laguna to northern Mindanao.

## PSYCHOTRIA MINDORENSIS Elm.

Local name: *Tagulínan* (Bikol).

This plant is said to be a cure for certain eye troubles.

Distribution: Tayabas, Camarines, Sorsogon, Mindoro, Leyte, Panay, Negros, Mindanao. In primary forests at low and medium altitudes.

## Genus RUBIA

## RUBIA CORDIFOLIA L.

MÁNĜIL.

Local name: *Mánĝil* (Benguet).

The roots in decoction are used to cure certain disorders of the urinary organs.

Distribution: Abundant in the Mountain Province of Luzon, and occurring also in Rizal, Laguna, Tayabas, Lanao, Davao.

## Family CUCURBITACEAE

## Genus BENINCASA

## BENINCASA HISPIDA (Thunb.) Cogn.

WAXGOURD or KONDÓL.

Local names: *Gondól* (Pangasinan); *kondól* (Nueva Ecija, Tarlac, Pampanga, Zambales, Bulacan, Rizal, Laguna, Tayabas, Camarines Norte and Sur, Marinduque, Iloilo, Cebu, Misamis, Cuyo); *malíngga* (Cavite); *sekói* (Tagalog); *tambúlok* (Tagalog); *tangkói* (Ilocos Norte and Sur, Abra, Cagayan, Isabela, Union); *tangkuá* (Rizal, Camarines); *tibaiáiong* (Bataan).

The fresh fruit, made into a syrup, is administered generally in all disorders of the respiratory organs.

Distribution: Cultivated throughout the Islands.

Genus **LAGENARIA**

**LAGENARIA LEUCANTHA** (Duch.) Rusby      COMMON GOURD or ÚPO.

Local names: *Barantióng* (Albay); *calabaza blanca* (Spanish); *göböi* (long variety: Pangasinan); *kalabáha-maputi* (Zambales); *kalabásang-puti* (Camarines Norte and Sur, Misamis); *kalúbai* (Iloilo, Cuyo); *kondól* (Cagayan); *tabáiang* (round variety: Manila, Camarines Sur, Marinduque); *tabiáiong* (long variety: Pangasinan); *tabúñgau* (both long and round varieties: Ilocos Norte and Sur, Abra, Cagayan, Union; round variety: Pangasinan, Zambales); *ópo* or *úpo* (Nueva Ecija, Pampanga, Bulacan, Tarlac, Bataan, Rizal, Manila, Cavite, Laguna, Tayabas, Camarines Norte and Sur, Leyte, Iloilo, Marinduque).

The green fruit, prepared as a syrup, is employed as a pectoral.

Distribution: Cultivated in all provinces.

Genus **LUFFA**

**LUFFA CYLINDRICA** (L.) M. Roem.      SONGE GOURD or PATÓLANG LIGÁU.

Local names: *Batútang-uák* (Rizal); *kabattiti* (Ilocos Norte, Ilocos Sur, Abra, Cagayan, Union, Mountain, Zambales, Pangasinan); *kabattiti-ti-áso* (Union); *pepinillo de San Gregorio* (Spanish-Filipino); *patólang ligáu* (Nueva Ecija, Tarlac, Bulacan, Rizal, Bataan, Manila, Laguna, Cavite, Batangas, Tayabas, Mindoro, Marinduque); *tabóbog* (Tagalog); *tabóbok* (Tarlac, Bulacan).

The dried fruit is steeped and the resulting liquid used as an effective emetic.

Distribution: This wild form occurs in many provinces.

Genus **MOMORDICA**

**MOMORDICA CHARANTIA** L.      AMPALAYÁ.

A description of this species and its local names are given in the section on food plants.

The sap of the leaves is used as a parasiticide, and the fruit when macerated in oil as a vulnerary.

**MOMORDICA COCHINCHINENSIS** (Lour.) Spreng.      TABOG-ÓK.

A description of this species and its local names are given in the section on food plants.

The seeds are used as a pectoral when pulverized or prepared in the form of a decoction.

Genus **TRICHOSANTHES**

**TRICHOSANTHES QUINQUANGULATA** A. Gray      KATIMBÁU.

Local names: *Kabalónġa* (Laguna); *katimbáu* (Benguet); *patóla-sigaiang* (Nueva Vizcaya); *tabau-tabáu* (Pangasinan); *tabugók* (Bulacan); *timon-timon* (Abra).

The mature seeds, finely powdered, are cooked with coconut oil. After cooling, the oil is applied externally to cure itches. Also, the powdered seeds are put in wine and taken internally for stomachache.

Distribution: Camiguin Island, Babuyan Islands, Cagayan to Laguna, Masbate, Antique, Lanao, Davao.

### Family GOODENIACEAE

#### Genus SCAEVOLA

**SCAEVOLA FRUTESCENS** (Mill.) Krause MOSBORÓN.

Local names: *Agusúhin* (Zambales); *balok-bálok* (Polillo); *bokábok* (Tagalog, Bisaya); *bosborón* (Tagalog, Bikol, Bisaya); *bóto* (Tagalog, Bisaya); *dudukdúken* (Ilocos Norte); *línog, línu* (Zambales); *malmalukúng* (Union); *mosborón* (Tagalog, Bisaya); *panabólong* (Tagalog, Bisaya); *tagustás* (Bisaya).

The roots yield a decoction used in beriberi and in certain syphilitic affections, also in dysentery. The leaves are smoked like tobacco.

Distribution: Sea coasts throughout the Islands.

### Family COMPOSITÆ

#### Genus AGERATUM

**AGERATUM CONYZOIDES** L. BÚLAK-MANÚK.

Local names: *Asipukpúk* (Pangasinan); *bahug-bahug* (Negros); *búlak-manúk* (Bulacan); *damóng-paliás* (Manila); *gamót-tulisán* (Tagalog); *damóng-kambíng* (Rizal); *damóng-pailáya* (Laguna); *kamubuag* (Batanes Island); *karokandíng* (Leyte); *kolong-kógong* (Camarines); *pagpágay* (Bontoc); *siñgílan* (Cagayan).

The stem, roots, and flowers of this plant are boiled and the resulting fluid used for stomach trouble. The leaves pounded and mixed with salt are a very effective vulnerary.

Distribution: Batanes' Islands, throughout Luzon, Mindoro, Culion, Palawan, Iloilo, Leyte, Antique, Occidental Negros, Siargao Island, Davao, and Cotabato.

#### Genus ARTEMISIA

**ARTEMISIA VULGARIS** L. DAMÓNG-MARÍA or MUGWORT.

A description of this species and its local names are given in the section on official medicinal plants.

The leaves are used as a carminative and emmenagogue.

Distribution: Widely distributed in the Philippines.

#### Genus BLUMEA

**BLUMEA BALSAMIFERA** (L.) DC. SAMBÓNG.

A description and figure of this species and its local names are given in the section on resins, gums, and oils.

The roots are used locally as a cure for colds. The leaves are applied to the forehead to relieve headache. An infusion is used as a bath for women in childbirth. A tea made from the leaves is used for stomach pains. A decoction of the leaves is used as antidiarrhetic and antigestralgic. The decoction is used also for aromatic baths in rheumatism.

Genus **CENTIPEDA**

**CENTIPEDA MINIMA** (L.) A. Br. & Aschers. HARAÑGÁN.

Local names: *Harañgán* (Tagalog, Bisaya); *pisik* (Bisaya).

The leaves, squeezed between the fingers and inhaled, clear the head by provoking sneezing.

Distribution: Cagayan, Nueva Vizcaya, Pampanga, Rizal, Manila, Lanao.

Genus **CHRYSANTHEMUM**

**CHRYSANTHEMUM INDICUM** L. CHRYSANTHEMUM.

Local names: *Mansanilla a babassit* (Union); *manzanilla* (Spanish-Filipino); *dolóntas* (Tagalog).

The heads, in infusion, are used as a carminative.

Distribution: Lepanto, Bontoc, Union, Manila, Camarines, Malamaui Island, Occidental Negros.

Genus **CROSSOSTEPHIUM**

**CROSSOSTEPHIUM CHINENSE** (L.) Merr. ABSINTH or AJENJO.

Local name: *Ajenjo* (Spanish).

The leaves and tops in infusion are a carminative and are said to be an emmenagogue.

Distribution: Widely cultivated as a pot-plant.

Genus **ECLIPTA**

**ECLIPTA ALBA** (L.) Hassk. TULTULISÁN.

Local names: *Higis-manúk*, *tinta-tintáhan* (Tagalog); *karimbuáia* (Bontoc); *salsalida* (Mindoro); *tinta-tinta* (Iloko); *tultulisán* (Pangasinan); *yayaod* (Batanes Islands).

The leaves and tops brewed in decoction are used in cases of hepatitis. Pounded they are employed for healing wounds.

Distribution: Batanes Islands to Cotabato.

Genus **ELEPHANTOPUS**

**ELEPHANTOPUS SCABER** L. PAGBILÁU.

Local names: *Kabkábon* (Union); *pagbiláu* (Tayabas).

A decoction of the roots and leaves is used as a diuretic, febrifuge, and emollient.

Distribution: Widely distributed throughout the Islands.

**ELEPHANTOPUS SPICATUS** Aubl.

SUPSÚPUT.

Local names: *Ardatag* (Bisaya); *dila-díla* (Laguna); *dílang-usá* (Tagalog); *supsuput* (Bontoc); *maratabáko* (Union).

The leaves are used as a vulnerary.

Distribution: Batanes Islands to Davao, but particularly abundant in northern Luzon.

Genus **EMILIA**

**EMILIA SONCHIFOLIA** (L.) DC.

TAGULÍNAU.

A description of this species and its local names are given in the section on food plants.

A decoction of the leaves has proved very efficacious in cases of fever. It is also used in combating infantile tympanites.

Genus **ENHYDRA**

**ENHYDRA FLUCTUANS** Lour.

The leaves are pressed and applied to the skin in the cure of certain herpetic eruptions.

Distribution: Manila.

Genus **EUPATORIUM**

**EUPATORIUM TRIPLINERVE** Vahl

AIAPÁNA.

Local names: *Aiapána* (Manila); *apána* (Tagalog).

The leaves in infusion are used as a sudorific and tonic, particularly in fevers.

Distribution: Manila, Laguna.

Genus **GRANGEA**

**GRANGEA MADERASPATANA** (L.) Poir.

PAKPAKÓ-TI-ÁLOG.

Local name: *Pakpakó-ti-álog* (Union).

The leaves in infusion are used as a stomachic and antispasmodic.

Distribution: Union, Pampanga, Manila.

Genus **PTEROCAULON**

**PTEROCAULON REDOLENS** (Forst. f.) F.-Vill.

SUBÓSUB.

Local names: *Sambóng-galá'* (Tagalog); *sambúng* (Mindoro); *sabósob-a-bálang* (Pangasinan); *subósub* (Ilocos Norte).

The leaves in decoction are used for stimulant baths.

Distribution: Cagayan, Ilocos Norte, Benguet, Bontoc, Lepanto, Isabela, Pangasinan, Bataan, Rizal, Batangas, Mindoro.

Genus **SIEGESBECKIA**

**SIEGESBECKIA ORIENTALIS** L.

Local names: *Kaedeo* (Batanes Islands); *put* (Bontoc).

The leaves in decoction are used as an alterative and, when applied in the form of lotion, as a vulnerary.

Distribution: Batanes Islands, Abra, Benguet, Bontoc, Rizal, Lanao.

Genus **SPHAERANTHUS****SPHAERANTHUS AFRICANUS** L.

SAMBÓNG-DAMÓ.

Local names: *Botobotónis*, *palpalsút* (Union); *malasambóng-damó* (Tayabas); *sambóng-galá'* (Tagalog); *talatabáko* (Bisaya).

A decoction of the leaves and tops is taken as a stomach tonic and is also employed as an antiblennorrhagic.

Distribution: Babuyan Islands, northern and central Luzon, Mindoro, Biliran, Basilan.

Genus **SPILANTHES****SPILANTHES ACMELLA** (L.) Murr.

PALUMÁI.

Local names: *Pilet-pilet* (Balañac Island); *palumái* (Pampanga).

The roots, leaves, and tops brewed as a decoction are used as a vulnerary.

Distribution: Cagayan, Benguet, Nueva Vizcaya, Rizal, Laguna, Mindoro, Balabac Island.

Genus **TAGETES****TAGETES PATULA** L.

MARIGOLD or AHÍTO.

Local names: *Ahito*, *amarillo* (Spanish-Filipino).

A decoction of the flowers is used as a carminative and is said to be refreshing.

Distribution: Cultivated throughout the Islands, naturalized in parts of the Mountain Province.

Genus **VERNONIA****VERNONIA CINEREA** (L.) Less.

ÁGAS-MÓRO.

Local names: *Ágas-móro* (Union); *kulong-kúgon* (Samar); *magsansí* (Pangasinan); *sagit* (Bontoc); *tagulínai* (Tayabas); *yayulínau* (Polillo).

An infusion of this plant is taken internally as a cough medicine. This plant is also said to be used on wounds. The leaves are used in decoction against humid herpes, eczema, etc.

Distribution: In open waste places throughout the Philippines.

Genus **WEDELIA****WEDELIA BIFLORA** (L.) DC.

HAGÓNOL.

Local names: *Agónol* (Visaya); *anaoi-ói* (Batanes Islands); *hagónol* (Union, Batangas, Tayabas, Polillo, Mindoro, Iloilo, Agusan); *hago-ónol* (Davao).

The leaves used in decoction are vulnerary and antiscabious. A tea made from the roots and leaves is said to be a remedy for stomachache. The plant is also said to be useful in case of fever.

Distribution: Common in thickets and along the shore throughout the Philippines.



# INDEX

[This index embraces Volumes 1, 2, and 3. The numbers of the volumes are given in Roman numerals and the numbers of the pages in Arabic. Scientific names are written in italics and official local names in black-faced type.]

## A

- Abaká**, see *Musa textilis*.  
**Abang-ábang**, see *Curculigo recurvata*.  
**Abang-ábang**, see *Leea manillensis*.  
**Abang-ábang**, see *Oroxylum indicum*.  
**Abár**, see *Hymenodictyon excelsum*.  
**Abelmoschus moschatus**:  
    Distribution, iii, 208.  
    Local names, iii, 208.  
    Medicinal, iii, 208.  
**Abelmoschus multilobatus**:  
    Description and distribution, i, 386.  
    Local name, i, 386.  
    Rope, i, 386.  
**Abiáng**, see *Livistona rotundifolia*.  
**Abigi**, see *Arenga tremula*.  
**Abigón**, see *Pterocymbium tinctorium*.  
**Abíkí**, see *Arenga tremula*.  
**Abíkí**, see *Pinanga* spp.  
**Abilo**, see *Garuga abilo*.  
**Abkel**, see *Pittosporum resiniferum*.  
**Abkol**, see *Pittosporum resiniferum*.  
**Abroma**, see *Abroma fastuosa*.  
**Abroma angusta**, see *Abroma fastuosa*.  
**Abroma fastuosa**:  
    Description and distribution, i, 396.  
    Local names, i, 395.  
    Dimensions of bast fibers, i, 322.  
    Fiber, i, 395.  
    Medicinal, iii, 210.  
    Tensile strength, i, 321.  
**Abrome**, see *Abroma fastuosa*.  
**Abrus precatorius**:  
    Description and distribution, i, 378.  
    Local names, i, 378.  
    Fiber, i, 378.  
    Medicinal, iii, 67, 189.  
**Absinth**, see *Crossostephium chinense*.  
**Abúab**, see *Lophopetalum toxicum*.  
**Ábud**, see *Eurycles amboinensis*.  
**Abúkaí**, see *Coix lachryma-jobi*.  
**Abukobukó**, see *Strychnos multiflora*.  
**Abústra**, see *Archangelisia flava*.  
**Abutilon indicum**:  
    Distribution, iii, 208.  
    Local names, iii, 208.  
    Medicinal, iii, 208.  
**Abútra**, see *Archangelisia flava*.  
**Acacia farnesiana**:  
    Description and distribution, ii, 208.  
    Figure, ii, 205.  
    Local name, ii, 204.  
    Gum, ii, 204.  
    Perfume, ii, 304.  
**Acalypha indica**:  
    Distribution, iii, 197.  
    Local names, iii, 197.  
    Medicinal, iii, 197.  
**Acanthaceae**:  
    Dyes, ii, 404.  
    Lye, iii, 90.  
    Mangrove swamps, i, 82.  
    Medicinal plants, iii, 237.  
**Acanthus ebracteatus**:  
    Description, i, 84.  
    Distribution, i, 24.  
    Local name, i, 84.  
**Acanthus úicifolius**:  
    Description, i, 84.  
    Distribution, i, 24, 101.  
    Figure, i, 85.  
    Local names, i, 82.  
    Lye, iii, 90.  
    Medicinal, iii, 237.  
**Acapulco**, see *Cassia alata*.  
**Achóte**, see *Bixa orellana*.  
**Achras sapota**:  
    Local name, ii, 73.  
    Gum chicle, ii, 73.  
**Achuóte**, see *Bixa orellana*.  
**Achyranthes aspera**:  
    Distribution, iii, 184.  
    Local names, iii, 184.  
    Medicinal, iii, 184.  
**Acélorrhaphe wightii**:  
    Recently introduced palm, i, 243.  
**Acóro**, see *Acorus calamus*.  
**Acorus calamus**:  
    Description and distribution, ii, 182.  
    Local names, ii, 181.  
    Calamus oil, ii, 181.  
    Condiment, ii, 252.  
    Medicinal, ii, 66, 173.  
**Acrostichum aureum**:  
    Description, i, 32.  
    Distribution, i, 24, 32.  
    Figure, i, 33.

- Acrostichum aureum*—Continued.  
Local names, i, 32.  
Medicinal, iii, 167.
- Actinorhynchus calapparia*:  
Description and distribution, i, 139.  
Local name, i, 139.
- Adáng, see *Eugenia calubcob*.
- Adéfa, see *Nerium indicum*.
- Adenantha intermedia*:  
Distribution, iii, 189.  
Local names, iii, 189.  
Medicinal, iii, 189.
- Adgáu, see *Premna odorata*.
- Adiangau, see *Agathis alba*.
- Adiantum philippense*:  
Distribution, iii, 167.  
Local names, iii, 167.  
Medicinal, iii, 167.
- Adiyó, see *Premna odorata*.
- Adlá, see *Coix lachryma-jobi*.
- Adonia merrillii*:  
Description and distribution, i, 139.  
Figure, i, 141, 142.  
Local names, i, 139.  
Areca nut substitute, i, 139; ii, 252.  
Ornamental, i, 139.
- Aduás, see *Dracontomelum edule*.
- Adupong, see *Sterculia crassiramea*.
- Aegiceras corniculatum*:  
Description, i, 72.  
Distribution, i, 22, 72.  
Figure, i, 74, 75, 77.  
Local names, i, 72.  
Firewood, i, 116.
- Aegiceras floridum*:  
Description, i, 76.  
Figure, i, 78.  
Local name, i, 76.
- Aerides quinquevulnerum*:  
Description and distribution, iii, 14.  
Figure, iii, 15, 16.  
Local names, iii, 14.  
Ornamental, iii, 14.
- Aerua lanata*:  
Distribution, iii, 184.  
Local names, iii, 184.  
Medicinal, iii, 184.
- Afú, see *Dipterocarpus vernicifluus*.
- Afulut, see *Urena lobata*.
- Agagai, see *Coix lachryma-jobi*.
- Agagbulín, see *Tabernaemontana pandacaqui*.
- Agamid, see *Ficus palauanensis*.
- Agamit, see *Ficus palauanensis*.
- Agandúng, see *Trema orientalis*.
- Agáru, see *Dysoxylum decandrum*.
- Agás, see *Palaquium philippense*.
- Agás, see *Rhynchospora corymbosa*.
- Agás, see *Scirpus grossus*.
- Agás, see *Semecarpus cuneiformis*.
- Agas-ás, see *Flacourtia rukam*.
- Agaricaceae**:  
Edible fungi, iii, 116.
- Agaricus argyrostectus*:  
Description, iii, 132.  
Distribution, iii, 132.  
Edible fungi, iii, 132.
- Agaricus boltoni*:  
Description, iii, 132.  
Distribution, iii, 132.  
Figure, iii, 133.  
Edible fungi, iii, 132.
- Agaricus luzonensis*:  
Description, iii, 132.  
Edible fungi, iii, 132.
- Agaricus maniliensis*:  
Description, iii, 134.  
Distribution, iii, 134.  
Edible fungi, iii, 134.
- Agaricus merrillii*:  
Description, iii, 134.  
Figure, iii, 135.  
Edible fungi, iii, 134.
- Agaricus perfuscus*:  
Description, iii, 134.  
Edible fungi, iii, 134.
- Agas-móro, see *Vernonia cinerea*.
- Agát, see *Zingiber officinale*.
- Agathis alba*:  
Description and distribution, ii, 29.  
Figures, ii, 19, 21, 23.  
Local names, ii, 18.  
Analysis of Manila copal, ii, 24.  
Distillation of Manila copal, ii, 27.  
Export of Manila copal, ii, 20.  
Oxidation of Manila copal, ii, 28.  
Method of collecting the resin, ii, 22.  
Uses, ii, 20.  
Varnish, Manila copal in, ii, 26.
- Agave cantala*:  
Distribution, i, 362.  
Local name, i, 362.  
Fiber, i, 362.  
Dimensions of fiber, i, 422.  
Paper, i, 415.  
Tensile strength, i, 322.
- Agave sisalana*:  
Distribution, i, 362.  
Local name, i, 362.  
Fiber, i, 362.
- Agbói, see *Mussaenda philippica*.
- Agbói, see *Pterospermum obliquum*.
- Agboligan, see *Clerodendron macrostegium*.
- Agdang, see *Grewia stylocarpa*.
- Agelaea everettii*:  
Description and distribution, i, 376.  
Local names, i, 376.  
Fiber, i, 376.
- Agem, see *Decaspermum fruticosum*.
- Ageratum conyzoides*:  
Distribution, iii, 243.  
Local names, iii, 243.  
Medicinal, iii, 243.
- Agghó, see *Leucaena glauca*.
- Agghó, see *Pithecolobium subacutum*.
- Aghoi, see *Mussaenda philippica*.
- Agikfik, see *Desmodium heterocarpum*.
- Agim a babáe, see *Decaspermum fruticosum*.
- Agkú, see *Bauhinia cumingiana*.
- Aglá, see *Coix lachryma-jobi*.
- Aglaia everettii*:  
Description and distribution, ii, 302.  
Figure, ii, 303.

*Aglaia everettii*—Continued.

Local names, ii, 302.

Food, ii, 302.

*Aglaia glomerata*:

Description and distribution, ii, 302.

Local names, ii, 302.

Food, ii, 302.

*Aglaia harmsiana*:

Description and distribution, ii, 304.

Figure, ii, 305.

Local names, ii, 304.

Food, ii, 304.

Agnáia, see *Lumnizera littorea*.Agnáya, see *Stenochlaena palustris*.Agno-casto, see *Vitex negundo*.Agó, see *Casuarina equisetifolia*.Agóho, see *Casuarina equisetifolia*.Agok, see *Casuarina equisetifolia*.Agoko, see *Casuarina equisetifolia*.Agónoi, see *Wedelia biflora*.Agoói, see *Homonoia riparia*.Agoso, see *Casuarina equisetifolia*.Agpól, see *Bauhinia cumingiana*.Agpór, see *Bauhinia cumingiana*.Agráu, see *Premna nauseosa*.Agsám, see *Lygodium circinnatum*.Agsám, see *Lygodium japonicum*.Agsám, see *Lygodium scandens*.Agtimaloi, see *Tabernaemontana pandacaqui*.Agubáhan, see *Crinum asiaticum*.Agubárau, see *Vitex trifolia*.Agukúk, see *Homonoia riparia*.Aguñañáng, see *Abrus precatorius*.Agunyanyáng, see *Abrus precatorius*.Agusáhis, see *Panicum palmaefolium*.Agusáis, see *Panicum palmaefolium*.Agusúhin, see *Scaevola frutescens*.Agú-u, see *Pinus merkusii*.Ahíto, see *Tagetes patula*.Aiam-áiam, see *Clerodendron minahassae*.Aiapána, see *Eupatorium triplinerve*.Aímit, see *Ficus minahassae*.

## Aizoaceae:

Food plants, ii, 276.

Ajenjo, see *Crossostephium chinense*.Ájos, see *Allium sativum*.Ajos-ajos ñga maputí, see *Hymenocallis littorale*.Akat, see *Bruguiera conjugata* and *Bruguiera sexangula*.Ak-o, see *Casuarina equisetifolia*.Akum, see *Amaranthus spinosus*.Alagási, see *Leucosyke capitellata*.Alagáu, see *Premna nauseosa*.Alagáu, see *Premna odorata*.Alagáu-bianco, see *Premna nauseosa*.Alagáu-dágat, see *Premna nauseosa*.Alagáu-gúbat, see *Premna nauseosa*.Alagosí, see *Grewia acuminata*.Aláhan, see *Guioa koelreuteria*.Aláhan, see *Gyrinopsis cumingiana*.Alai, see *Bruguiera sexangula*.Alaká, see *Palaquium philippense*.Alakákak, see *Palaquium philippense*.Alál, see *Pinus insularis*.Al-alínau, see *Grewia multiflora*.Alañgabun, see *Macaranga tanarius*.Alañgási, see *Leucosyke capitellata*.Alañgigan, see *Canarium odoratum*.Alangilan, see *Canarium odoratum*.Alangki, see *Canarium luzonicum*.Alásan, see *Guioa koelreuteria*.Alasás, see *Pandanus copelandii*.Alasás, see *Pandanus luzonensis*.A las doce, see *Pentapetes phoenicea*.Alasíman, see *Bacopa monniera*.Alaufhau, see *Dracontomelum edule*.Albaháca, see *Ocimum basilicum*.Albaháca, see *Ocimum sanctum*.Albahaca, see *Sida cordifolia*.Albahaca de caballo, see *Lantana camara*.Albangbáng, see *Bauhinia malabarica*.*Albizzia acle*:

Description and distribution, iii, 52.

Figure, iii, 53, 55.

Local names, iii, 52.

Soap substitute, iii, 52.

*Albizzia lebbekoides*:

Description and distribution, ii, 288.

Figure, ii, 289.

Local names, ii, 288.

Fermented drink, ii, 288.

*Albizzia saponaria*:

Description and distribution, iii, 52.

Local names, iii, 52.

Soap substitute, iii, 52.

Albútra, see *Archangelisia flava*.*Alchornea sicca*:

Fish poison, iii, 80.

## Alcohol:

*Areca caliso*, i, 147.*Arenga pinnata*, i, 150.*Arenga tremula*, i, 158.*Caryota cumingii*, i, 182.*Caryota majestica*, i, 182.*Caryota mistis*, i, 182.*Caryota merrillii*, i, 182.*Caryota rumphiana*, i, 182.*Cocos nucifera*, i, 184.*Corypha elata*, i, 192.*Metroxylon sagu*, i, 220.*Nipa fruticans*, i, 222.Aldonises, see *Allium cepa*.*Aleurites fordii*:

Distribution, ii, 120.

Extraction of tung oil, ii, 120.

Properties of tung oil, ii, 123.

Uses of tung oil, ii, 120, 122.

*Aleurites moluccana*:

Description, ii, 133.

Distribution, ii, 124, 138.

Figure, ii, 125, 127, 129.

Local names, ii, 124.

Analysis of kernels and oil, ii, 130-132.

Extraction of oil, ii, 126, 128.

Fertilizer, ii, 128, 132.

Growth, ii, 132.

Lumbang oil, ii, 123, 124.

Medicinal, iii, 197.

Oil cake, ii, 128, 132.

Planting, ii, 132.

Separation of shell from kernel, ii, 126.

- Aleurites moluccana*—Continued.  
Storage of nuts, ii, 128.  
Uses of oil, ii, 126.
- Aleurites montana*, see *Aleurites fordii*.
- Aleurites trisperma*:  
Description and distribution, ii, 137.  
Figure, ii, 135.  
Local names, ii, 134.  
Analysis of oil, ii, 134, 136.  
Baguilmurang oil, ii, 134.  
Fertilizer, ii, 137.  
Growth, ii, 137.  
Medicinal, iii, 198.  
Planting, ii, 137.  
Uses of oil, ii, 128.
- Alibabág, see *Allaeanthus glaber*.
- Alibabái, see *Allaeanthus glaber*.
- Alibambangan, see *Lophopetalum toxicum*.
- Alibáng, see *Bauhinia malabarica*.
- Alibangbáng, see *Bauhinia malabarica*.
- Alibhón, see *Blumea balsamifera*.
- Alibutbút, see *Rauwolfia amsoniaefolia*.
- Alibutbút, see *Tabernaemontana pandacaku*.
- Aligánggo, see *Hymenodictyon excelsum*.
- Aligpági, see *Hymenodictyon excelsum*.
- Aligpági, see *Phaleria perrottetiana*.
- Alikbángo, see *Commelina benghalensis*.
- Alilipái, see *Mucuna nigricans*.
- Álim, see *Melanolepis multiglandulosa*.
- Alimbunngug, see *Ehretia navesii*.
- Alimón, see *Blumea balsamifera*.
- Alimpuying, see *Curcuma zedoaria*.
- Alimudiás, see *Coix lachryma-jobi*.
- Alinang, see *Cyperus radiatus*.
- Alináu, see *Callicarpa erioclona*.
- Alináu, see *Columbia serratifolia*.
- Alináu, see *Cyathocalyx globosus*.
- Alináu, see *Grewia acuminata*.
- Alináu, see *Grewia multiflora*.
- Alindagón, see *Trema orientalis*.
- Alinángro, see *Elaeagnus philippensis*.
- Alinsago, see *Agathis alba*.
- Aliopióp, see *Pseuderanthemum pulchellum*.
- Alipáta, see *Dodonaea viscosa*.
- Alipáta, see *Excoecaria agallocha*.
- Alipáuin, see *Alstonia scholaris*.
- Alismaceae:  
Food plants, ii, 246.
- Alitagtág, see *Allaeanthus glaber*.
- Alla-allágat, see *Uvaria sorzogonensis*.
- Allaeanthus glaber*:  
Description and distribution, i, 368.  
Figure, ii, 263.  
Local names, i, 368; ii, 262.  
Fiber, i, 368.  
Food, ii, 262.  
Tensile strength, i, 321.
- Allaeanthus luzonicus*:  
Description, ii, 262.  
Local names, ii, 262.  
Food, ii, 262.
- Allágat, see *Grewia acuminata*.
- Al-lágat, see *Uvaria rufa*.
- Allamanda cathartica*:  
Distribution, iii, 221.  
Local names, iii, 221.  
Medicinal, iii, 221.
- Allium cepa*:  
Local names, iii, 175.  
Medicinal, iii, 175.
- Allium sativum*:  
Local names, iii, 175.  
Medicinal, iii, 175.
- Alluloi, see *Anacolosa luzoniensis*.
- Almáciga, see *Agathis alba*.
- Almáciga babae, see *Agathis alba*.
- Almendra de Indias, see *Terminalia catappa*.
- Alocasia macrorrhiza*:  
Description and distribution, ii, 253.  
Local names, ii, 253.  
Food, ii, 253.  
Medicinal, iii, 173.  
Ornamental, ii, 253.
- Allogbáti, see *Basella rubra*.
- Alokások, see *Clerodendron intermedium*.
- Alokó, see *Garcinia dulcis*.
- Alokón, see *Allaeanthus glaber*.
- Alolokód, see *Nephrolepis hirsutula*.
- Álöm, see *Melanolepis multiglandulosa*.
- Alpái, see *Nephrilium mutabile*.
- Alpasótes, see *Chenopodium ambrosioides*.
- Alpasóti, see *Chenopodium ambrosioides*.
- Alphitonia excelsa*:  
Description and distribution, i, 380.  
Local names, i, 380.  
Rope, i, 380.
- Alphonsea arborea*:  
Distribution, iii, 187.  
Local names, iii, 187.  
Medicinal, iii, 187.
- Alpinia pyramidata*:  
Description and distribution, ii, 259.  
Local names, ii, 259.  
Beverage, ii, 259.  
Condiment, ii, 259.  
Medicinal, iii, 177.
- Alstonia macrophylla*:  
Distribution, iii, 221.  
Local names, iii, 221.  
Medicinal, iii, 221.
- Alstonia scholaris*:  
Distribution, iii, 222.  
Local names, iii, 222.  
Medicinal, iii, 222.
- Altokó, see *Psychotria luzoniensis*.
- Alulúan, see *Pistia stratiotes*.
- Álum, see *Hibiscus tiliaceus*.
- Álum, see *Melanolepis multiglandulosa*.
- Alumamáni, see *Leea manillensis*.
- Alumani, see *Leea manillensis*.
- Alungkagai, see *Decaspermum fruticosum*.
- Alupag, see *Euphoria didyma*.
- Alupág-amó, see *Euphoria didyma*.
- Alupái, see *Euphoria didyma*.
- Alupák, see *Euphoria didyma*.
- Alupayi, see *Homalomena philippinensis*.

- Alupí, see *Terminalia edulis*.  
 Amagóng, see *Thespesia lampas*.  
 Amai-it, see *Flacourtia rukam*.  
 Amamáli, see *Leea aculeata*.  
 Amamáli, see *Leea mamillensis*.  
 Am-amboligan, see *Clerodendron minahassae*.  
 Amapóla, see *Hibiscus mutabilis*.  
**Amaranthaceae:**  
   Food plants, ii, 274.  
   Medicinal plants, iii, 184.  
*Amaranthus spinosus:*  
   Distribution, iii, 184.  
   Local names, iii, 184.  
   Medicinal, iii, 184.  
*Amaranthus viridis:*  
   Description and distribution, ii, 274.  
   Figure, ii, 277.  
   Local names, ii, 274.  
   Food, ii, 274.  
 Amaras, see *Piper retrofractum*.  
 Amárgo, see *Terminalia calamansanai*.  
 Amargóso, see *Momordica charantia*.  
 Amarillo, see *Tagetes patula*.  
**Amaryllidaceae:**  
   Fiber plants, i, 362.  
   Medicinal plants, iii, 176  
**Ámbal**, see *Pycnarrhena manillensis*.  
 Ambobánġa, see *Orania palindan*.  
**Amboi-uán**, see *Grewia acuminata*.  
 Ambólóng, see *Metroxylon sagu*.  
 Ambóng, see *Abroma fastuosa*.  
 Ambúlong, see *Metroxylon sagu*.  
 Ambúng, see *Arenca bambong*.  
 Amgup, see *Callicarpa caudata*.  
 Amlóng, see *Rhaphidophora merrillii*.  
 Ámmai, see *Oryza sativa*.  
*Ammannia baccifera:*  
   Distribution, iii, 214.  
   Local names, iii, 214.  
   Medicinal, iii, 214.  
 Ammugin, see *Buddleia asiatica*.  
*Anomum* sp.  
   Rope, i, 365.  
   Tensile strength, i, 322.  
 Amongyáng, see *Pygeum prestii*.  
 Amóra, see *Andropogon zizanioides*.  
 Amóras, see *Andropogon zizanioides*.  
*Amorphophallus campanulatus:*  
   Description and distribution, ii, 253.  
   Figures, ii, 255.  
   Local names, ii, 253.  
   Food, ii, 253.  
   Medicinal, iii, 173.  
 Amor-séco, see *Andropogon aciculatus*.  
 Ampalayá, see *Momordica charantia*.  
 Ampáleng, see *Gonocaryum calleryanum*.  
 Ampaleyá, see *Momordica charantia*.  
*Ampelocissus martini:*  
   Description and distribution, ii, 328.  
   Food, ii, 328.  
**Amugán**, see *Pygeum glandulosum*.  
 Amugán, see *Pygeum prestii*.  
 Amugáuen, see *Sapindus saponaria*.  
 Amúgis, see *Dracontomelum edule*.  
 Amúlong, see *Rhaphidophora merrillii*.  
**Amúyong**, see *Goniothalamus amoylon*.  
 Amúyong, see *Phaeanthus ebracteolatus*.  
 Anáau, see *Livistona rotundifolia*.  
 Anabíóng, see *Melochia umbellata*.  
 Anabíng, see *Trema orientalis*.  
 Anabíng, see *Artocarpus rubrovenia*.  
**Anabó**, see *Abroma fastuosa*.  
 Anabó, see *Allaeanthus luzonicus*.  
 Anabó, see *Melochia umbellata*.  
 Anabong, see *Abroma fastuosa*.  
 Anabú, see *Abroma fastuosa*.  
 Anabun, see *Macaranga tanarius*.  
**Anacardiaceae:**  
   Food plants, ii, 312.  
   Medicinal plants, iii, 69, 202.  
   Oils, ii, 146.  
*Anacardium occidentale:*  
   Description and distribution, ii, 146.  
   Local names, ii, 146.  
   Cashew nut oil, ii, 146.  
   Medicinal, iii, 69, 202.  
*Anacolosia luzoniensis:*  
   Description and distribution, ii, 274.  
   Figures, ii, 272, 273.  
   Local names, ii, 270.  
   Food, ii, 270.  
 Anafú, see *Abroma fastuosa*.  
 Anagás, see *Semecarpus cuneiformis*.  
 Anagás, see *Semecarpus gigantifolia*.  
 Anagás, see *Sterculia luzonica*.  
 Anagási, see *Leucosyke capitellata*.  
 Anagdúng, see *Trema orientalis*.  
 Anagép, see *Terminalia edulis*.  
 Anagúm, see *Trema orientalis*.  
**Anáhau**, see *Livistona rotundifolia*.  
 Anaháun, see *Dipterocarpus grandiflorus*.  
 Anahíuan, see *Fimbristylis globulosa*.  
 Anakseng, see *Grewia edulis*.  
*Anamirta cocculus:*  
   Description and distribution, i, 375.  
   Local names, i, 375.  
   Fish poison, iii, 79.  
   Medicinal, iii, 185.  
   Rope, i, 375.  
   Tensile strength, i, 322.  
*Ananas comosus:*  
   Distribution, i, 356.  
   Local name, ii, 256.  
   Fiber, i, 360.  
   Food, ii, 256.  
 Anandhin, see *Callicarpa formosana*.  
 Anánggi, see *Canarium ovatum*.  
 Anángging-puti, see *Dracontomelum edule*.  
 Anañġlan, see *Canangium odoratum*.  
 Anañġin, see *Guioa koelreuteria*.  
 Anañġiran, see *Canangium odoratum*.  
 Anaol-ól, see *Wedelia biflora*.  
 Anarióng, see *Trema orientalis*.  
 Anaróng, see *Trema orientalis*.  
 Anáu, see *Livistona rotundifolia*.  
 Anayup, see *Callicarpa caudata*.

- Andadasi**, see *Cassia occidentalis*.  
**Andadasi**, see *Cassia sophora*.  
**Andadasi n̄ga bugbugtóng**, see *Cassia alata*.  
**Andadasi n̄ga dadakkól**, see *Cassia tora*.  
**Andadasi n̄ga dakkél**, see *Cassia alata*.  
**Andang**, see *Eugenia calubcob*.  
**Andaráyan**, see *Alstonia scholaris*.  
**Andibaing**, see *Mimosa pudica*.  
**Andropogon aciculatus**:  
 Distribution, iii, 169.  
 Local names, iii, 169.  
 Medicinal, iii, 169.  
**Andropogon citratus**:  
 Description and distribution, ii, 176.  
 Local names, ii, 174.  
 Condiment, ii, 174.  
 Distillation, ii, 175.  
 Medicinal, iii, 169.  
 Oil, ii, 174.  
 Paper, ii, 176.  
 Perfume, ii, 174.  
**Andropogon halepensis**:  
 Description and distribution, i, 338.  
 Local names, i, 338.  
 Fiber, i, 338.  
**Andropogon nardus**:  
 Distribution, ii, 177.  
 Oil, ii, 176.  
**Andropogon sorghum**:  
 Distribution, iii, 170.  
 Local names, iii, 170.  
 Medicinal, iii, 170.  
**Andropogon zizanioides**:  
 Description and distribution, i, 339; ii, 181.  
 Figure, ii, 179.  
 Local names, i, 338; ii, 177.  
 Fiber, i, 338.  
 Medicinal, iii, 170.  
 Vetiver oil, ii, 177.  
**Anég**, see *Dioscorea esculenta*.  
**Añg'añgri**, see *Clerodendron inerme*.  
**Ang-angson**, see *Paspalum scrobiculatum*.  
**Ángē**, see *Curcuma longa*.  
**Angélica**, see *Cardiospermum halicacabum*.  
**Anggít**, see *Ammannia baccifera*.  
**Angguát**, see *Bidens chinensis*.  
**Ang-ñguád**, see *Bidens pilosa*.  
**Angsét**, see *Guioa koelreuteria*.  
**Anguar**, see *Bidens chinensis*.  
**Añgud**, see *Achyranthes aspera*.  
**Aniás**, see *Andropogon zizanioides*.  
**Aniás de móras**, see *Andropogon zizanioides*.  
**Anibong**, see *Asclepias curassavica*.  
**Anibong**, see *Oncosperma filamentosum*.  
**Anibong**, see *Typha angustifolia*.  
**Anibong**, see *Oncosperma filamentosum*.  
**Anilái**, see *Lumnitzera littorea*.  
**Aniláu**, see *Alphitonia excelsa*.  
**Aniláu**, see *Columbia blancoi*.  
**Aniláu**, see *Columbia lanceolata*.  
**Aniláu**, see *Columbia serratifolia*.  
**Aniláu**, see *Grewia eriocarpa*.  
**Aniláu**, see *Grewia multiflora*.  
**Aniñgá**, see *Agathis alba*.  
**Aniñgát**, see *Agathis alba*.  
**Aniñguái**, see *Euphorbia didyma*.  
**Anípa**, see *Nipa fruticans*.  
**Anís**, see *Foeniculum vulgare*.  
**Anisado**:  
*Clausena anisum-olens*, ii, 212.  
**Anís de móro**, see *Andropogon zizanioides*.  
**Anisomeles indica**:  
 Distribution, iii, 232.  
 Local names, iii, 232.  
 Medicinal, iii, 232.  
**Anisoptera thurifera**:  
 Description and distribution, ii, 52, 54.  
 Figure, ii, 53, 55.  
 Local names, ii, 52.  
 Dimensions of fibers, i, 423.  
 Palosapis resin, ii, 52.  
 Paper, i, 423-425.  
**Anitap**, see *Commersonia bartramia*.  
**An-nabó**, see *Abroma fastuosa*.  
**Annabo**, see *Malachra capitata*.  
**Annábó**, see *Malachra fasciata*.  
**Annábó á dadakkél**, see *Abalmoschus multilobatus*.  
**Anatto tree**, see *Bixa orellana*.  
**Annonaceae**:  
 Fiber plants, i, 375.  
 Food plants, ii, 230.  
 Medicinal plants, iii, 187.  
 Oils, ii, 189.  
**Annoyop**, see *Callicarpa formosana*.  
**Annuađ**, see *Flagellaria indica*.  
**Anónang**, see *Cordia myxa*.  
**Anónang-bákir**, see *Cordia myxa*.  
**Anonang gum**:  
*Cordia myxa*, ii, 88.  
**Anónang-laláki**, see *Cordia cuningiana*.  
**Anonongkót**, see *Urena lobata*.  
**Anópol**, see *Conocephallus villosus*.  
**Anoran**, see *Clerodendron bethuneanum*.  
**Anos**, see *Schizostachyum lima*.  
**Ansa**, see *Eugenia mananquil*.  
**Antagán**, see *Pterocarpus* spp.  
**Antél**, see *Canarium villosum*.  
**Ánteng**, see *Agathis alba*.  
**Ánteng**, see *Canarium luzonicum*.  
**Ánteng**, see *Canarium villosum*.  
**Antiaris toxicaria**:  
 Description and distribution, i, 369.  
 Local names, i, 368.  
 Fiber, i, 368.  
**Antidesma bunius**:  
 Description and distribution, ii, 308.  
 Figure, ii, 309, 311.  
 Local names, ii, 308.  
 Food, ii, 308.  
**Antipólo**, see *Artocarpus communis*.  
**Antipólo**, see *Artocarpus elastica*.  
**Antipólóng laláki**, see *Artocarpus communis*.  
**Anto**, see *Amorphophallus campanulatus*.  
**Antol**, see *Garcinia vidalii*.  
**Antóláng**, see *Graptophyllum pictum*.  
**Antólángan**, see *Hibiscus rosa-sinensis*.  
**Antón**, see *Lygodium semihastatum*.  
**Anuađ**, see *Flagellaria indica*.

- Anúang, see *Kyllinga monocephala*.  
 Anubíng, see *Artocarpus cumingiana*.  
 Anubíng, see *Artocarpus rubrovenia*.  
 Anubíng gum:  
   *Artocarpus cumingiana*, ii, 70.  
 Anubíng-kadiós, see *Gymnartocarpus woodii*.  
 Anubíng na nangká, see *Gymnartocarpus woodii*.  
 Anubíng, see *Artocarpus cumingiana*.  
 Anubíng, see *Artocarpus rubrovenia*.  
 Anugau, see *Leucosyke capitellata*.  
 Anúnang, see *Cordia myxa*.  
 Anuñga, see *Ficus benjamina*.  
 Anúnong, see *Cordia myxa*.  
 Anúpól, see *Conocephallus violaceus*.  
 Aon-o, see *Bambusa spinosa*.  
 Apagi, see *Coix lachryma-jobi*.  
 Apakapaká, see *Palaquium philippense*.  
 Apálit, see *Pterocarpus blancoi*.  
 Apálit, see *Pterocarpus* spp.  
 Apalung, see *Euphoria didyma*.  
 Apalyá, see *Momordica charantia*.  
 Apána, see *Eupatorium triplinerve*.  
 Aparigua, see *Laportea meyeniana*.  
 Apas, see *Ficus ulmifolia*.  
 Apasótes, see *Chenopodium ambrosioides*.  
 Apatot, see *Morinda citrifolia*.  
 Apatut, see *Bixa orellana*.  
 Apdóng-káhoi, see *Lunasia amara*.  
 Api-ápi, see *Avicennia alba*.  
 Api-ápi, see *Avicennia officinalis*.  
 Api-ápi, see *Avicennia* spp.  
 Ápio, see *Apium graveolens*.  
 Apiot, see *Ardisia boissieri*.  
 Apitán, see *Pygeum preslii*.  
 Apítong, see *Anisoptera thurifera*.  
 Apítong, see *Dipterocarpus grandiflorus*.  
 Apítong, see *Dipterocarpus verniciflorus*.  
*Apium graveolens*:  
   Distribution, iii, 218.  
   Local names, iii, 218.  
   Medicinal, iii, 218.  
 Aplít, see *Grewia multiflora*.  
*Apluda nutica*:  
   Description and distribution, i, 339.  
   Local names, i, 339.  
   Hats, i, 339.  
 Apnig, see *Eugenia xanthophylla*.  
 Apnit, see *Anisoptera thurifera*.  
*Apocynaceae*:  
   Dyes, ii, 403.  
   Fiber plants, i, 406.  
   Food plants, ii, 370.  
   Mangrove swamps, i, 76.  
   Medicinal plants, iii, 221.  
   Oils, ii, 168.  
   Poisonous plants, iii, 81.  
 Apoi-apóian, see *Ammannia baccifera*.  
 Apoió, see *Homonoia riparia*.  
 Ápong, see *Amorphophallus campanulatus*.  
 Aposótes, see *Heliotropium indicum*.  
 Aposótes, see *Rotala aquatica*.  
 Apot, see *Chloranthus brachystachys*.  
 Apulás, see *Ficus ulmifolia*.  
 Apúlid, see *Eleocharis dulcis*.  
 Apung, see *Grewia stylocarpa*.  
 Apung-ápung, see *Kleinhovia hospita*.  
*Aquilaria malaccensis*:  
   Distribution, i, 403.  
   Fiber, i, 403.  
*Araceae*:  
   Fiber plants, i, 353.  
   Food plants, ii, 252.  
   Medicinal plants, iii, 66, 173.  
   Oils, ii, 181.  
   Paper substitute, iii, 90.  
*Arachis hypogaea*:  
   Distribution, ii, 108.  
   Local name, ii, 108.  
   Peanut oil, ii, 108.  
   Uses, ii, 109.  
 Aragási, see *Leucosyke capitellata*.  
 Aragáu, see *Premna nauseosa*.  
 Arái, see *Amaranthus spinosus*.  
 Araká, see *Palaquium philippense*.  
*Araliaceae*:  
   Medicinal plants, iii, 217.  
   Poisonous plants, iii, 81.  
 Arandón, see *Trema orientalis*.  
 Aráñgen, see *Ganophyllum falcatum*.  
 Arangen oil:  
   *Ganophyllum falcatum*, ii, 147.  
 Arasñgá, see *Citrus maxima*.  
 Aratan, see *Donax cannaeformis*.  
*Archangelisia flava*:  
   Description and distribution, ii, 388.  
   Local names, ii, 388.  
   Dye, ii, 388.  
   Medicinal, iii, 67, 185.  
*Archontophoenix alexandreae*, i, 243.  
 Ardatag, see *Elephantopus spicatus*.  
*Ardisia boissieri*:  
   Description and distribution, ii, 364.  
   Local names, ii, 362.  
   Food flavoring, ii, 364.  
   Medicinal, iii, 219.  
*Ardisia serrata*:  
   Description and distribution, iii, 95.  
   Local names, iii, 95.  
   Tannin, iii, 95.  
*Areca caliso*:  
   Description, i, 143, 147.  
   Local names, i, 147.  
   Alcoholic drink, ii, 252.  
   Areca nut substitute, ii, 252.  
   Beverage, i, 148.  
   Buyo substitute, i, 148.  
*Areca camarimensis*:  
   Description, i, 143.  
   Figure, i, 149.  
*Areca catechu*:  
   Description, i, 140, 144.  
   Distribution, i, 144.  
   Figure, i, 145, 146.  
   Local names, i, 144.  
   Buyo chewing, ii, 252.  
   Medicinal, iii, 172.  
   Vermifuge, iii, 65.  
*Areca costulata*, i, 143.

- Areca hutchinsoniana*:  
Description, i, 144, 148.  
Local names, i, 148.  
Medicinal, iii, 172.
- Areca ipot*:  
Description, i, 143, 148.  
Distribution, i, 148.  
Figure, i, 149.  
Local names, i, 148.  
Areca nut substitute, i, 148; ii, 252.  
Ornamental, i, 148.
- Areca macrocarpa*:  
Description, i, 140.  
Figure, i, 149.
- Areca pargens*:  
Description, i, 143.  
Figure, i, 149.
- Areca vidaliana*:  
Description, i, 144, 148.  
Distribution, i, 148.  
Local names, i, 148.  
Ornamental, i, 148.
- Areca whitfordii*:  
Description, i, 143, 148.  
Distribution, i, 148.  
Local names, i, 148.
- Arenga ambong*:  
Description and distribution, i, 150.  
Local names, i, 150.  
Blowguns, i, 150.  
Food, ii, 252.
- Arenga mindorensis*, see *Arenga tremula*.
- Arenga pinnata*:  
Description and distribution, i, 150.  
Figure, i, 151, 153.  
Local names, i, 150.  
Alcoholic drinks, i, 155.  
Fiber, i, 152.  
Medicinal, iii, 172.  
Starch, i, 155.  
Sugar, ii, 156.  
Uses, i, 150.  
Vinegar, i, 156.
- Arenga saccharifera*, see *Arenga pinnata*.
- Arenga tremula*:  
Description, i, 150, 158.  
Distribution, i, 158.  
Figure, i, 157.  
Local names, i, 158.  
Alcoholic drink, ii, 252.  
Beverage, i, 158.  
Fiber, i, 158.
- Argáu, see *Premna nauseosa*.
- Argáu, see *Premna odorata*.
- Aribu-bu, see *Dioscorea luzonensis*.
- Ariman, see *Pothoidium lobbianum*.
- Arimit, see *Ficus minahassae*.
- Arinaya, see *Scyphiphora hydrophyllacea*.
- Aristolochiaceae**:  
Medicinal plants, iii, 183.
- Aristolochia sericea*:  
Distribution, iii, 183.  
Local name, iii, 183.  
Medicinal, iii, 183.
- Aristolochia tagala*:  
Distribution, iii, 183.  
Local names, iii, 183.  
Medicinal, iii, 183.
- Aríuat, see *Columella trifolia*.
- Ariuat, see *Tetrastigma harmandi*.
- Aró, see *Casuarina equisetifolia*.
- Arobo, see *Casuarina equisetifolia*.
- Arodáidá, see *Ipomoea pes-caprae*.
- Arogáŋgan, see *Hibiscus rosa-sinensis*.
- Arogbáti, see *Basella rubra*.
- Aroho, see *Casuarina equisetifolia*.
- Aróma, see *Acacia farnesiana*.
- Aroo, see *Casuarina equisetifolia*.
- Aróro, see *Andropogon halepensis*.
- Artemisia vulgaris*:  
Description and distribution, iii, 75, 243.  
Local names, iii, 75.  
Medicinal, iii, 75, 243.
- Artocarpus communis*:  
Description and distribution, i, 369; ii, 262.  
Figures, i, 371; ii, 264, 265.  
Local names, i, 369.  
Fiber, i, 369.  
Food, ii, 262.  
Medicinal, iii, 180.  
Tensile strength, i, 321.
- Artocarpus cumingiana*:  
Description and distribution, ii, 70.  
Figure, ii, 69.  
Local names, ii, 70.  
Chewing gum, ii, 70.  
Medicinal, iii, 180.
- Artocarpus elastica*:  
Description, i, 370; ii, 72.  
Figure, ii, 71.  
Local names, i, 369; ii, 70.  
Bird lime, ii, 70, 72.  
Chewing gum, ii, 70.  
Fiber, i, 369.  
Food, ii, 262.
- Artocarpus integra*:  
Description and distribution, i, 370.  
Local names, i, 370.  
Figure, ii, 265, 267.  
Dye, ii, 387.  
Fiber, i, 370.  
Food, ii, 266.  
Medicinal, iii, 180.  
Preserves, ii, 266.
- Artocarpus odoratissima*:  
Description and distribution, ii, 266.  
Figure, ii, 268.  
Local name, ii, 266.  
Food, ii, 266.
- Artocarpus rubrovenia*:  
Description and distribution, i, 370.  
Local names, i, 370.  
Fiber, i, 370.
- Arundinaria nitakayamensis*:  
Description and distribution, i, 258.  
Figure, i, 279.  
Local names, i, 258.  
Pipstems, i, 258.



- Arunggái, see *Moringa oleifera*.  
 Arupag, see *Euphoria didyma*.  
 Arupái, see *Euphoria didyma*.  
 Asam-ásam, see *Pithecolobium subacutum*.  
 Asaná, see *Pterocarpus blancoi*.  
 Asaná, see *Pterocarpus* spp.  
**Asclepidaceae:**  
 Dyes, ii, 404.  
 Fiber plants, i, 407.  
 Food plants, ii, 372.  
 Medicinal plants, iii, 224.  
*Asclepias curassavica:*  
 Description and distribution, i, 407.  
 Local names, i, 407.  
 Medicinal, iii, 224.  
 Pillows, i, 407.  
 Asimau, see *Harrisonia perforata*.  
 Asipukpúk, see *Ageratum conyzoides*.  
 Asis, see *Ficus ulmifolia*.  
 Aspe-áspe, see *Sansevieria zeylanica*.  
*Asplenium macrophyllum:*  
 Distribution, iii, 167.  
 Local names, ii, 167.  
 Medicinal, iii, 167.  
*Asplenium nidus:*  
 Description and distribution, i, 24; iii, 11.  
 Figure, iii, 10.  
 Local name, iii, 11.  
 Ornamental, iii, 11.  
*Astible philippinensis:*  
 Description and distribution, iii, 95.  
 Local names, iii, 95.  
 Tobacco substitute, iii, 95.  
 Asúte, see *Bixa orellana*.  
 Atai-átai, see *Graptophyllum pictum*.  
 Atai-biá, see *Lochnera rosea*.  
 Atángen, see *Toddalia asiatica*.  
*Athyrium esculentum:*  
 Description and distribution, ii, 241.  
 Local name, ii, 241.  
 Figures, ii, 242, 243.  
 Food, ii, 241.  
 Atibangdál, see *Cyathea* spp.  
 Atibulnák, see *Rubus pectinellus*.  
 Atibutbút, see *Tabernaemontana pandacaqui*.  
 Atilang, see *Cubilia blancoi*.  
 Atinge, see *Premna odorata*.  
 Atsuéte, see *Bixa orellana*.  
 Attái-na-báka, see *Sida acuta*.  
 Attakai, see *Coix lachryma-jobi*.  
 Attalea cohume, i, 243.  
 Auai, see *Flagellaria indica*.  
 Auái si gayáng, see *Flagellaria indica*.  
*Auricularia auricula-judae:*  
 Description, iii, 112.  
 Figure, iii, 113.  
 Local name, iii, 112.  
 Edible fungi, iii, 112.  
*Auricularia brasiliensis:*  
 Description, iii, 114.  
 Local name, iii, 114.  
 Edible fungi, iii, 114.  
**Auriculariaceae:**  
 Edible fungi, iii, 109.  
*Auricularia cornea:*  
 Description, iii, 112.  
 Edible fungi, iii, 112.  
*Auricularia moellerii:*  
 Description, iii, 114.  
 Edible fungi, iii, 114.  
*Auricularia polytricha:*  
 Description, iii, 110.  
 Figures, iii, 105, 111, 115.  
 Local name, iii, 110.  
 Edible fungi, iii, 110.  
*Auricularia tenuis:*  
 Description, iii, 114.  
 Edible fungi, iii, 114.  
 Ausíman, see *Portulaca oleracea*.  
*Averrhoa bilimbi:*  
 Description and distribution, ii, 294.  
 Figure, ii, 298.  
 Local names, ii, 294.  
 Food, ii, 294.  
 Medicinal, iii, 193.  
 Soap substitute, iii, 56.  
*Averrhoa carambola:*  
 Description and distribution, ii, 296.  
 Figure, ii, 298.  
 Local names, ii, 296.  
 Food, ii, 296.  
 Medicinal, iii, 193.  
*Avicennia alba:*  
 Description, i, 82.  
 Distribution, i, 22, 82.  
 Local names, i, 82.  
 Stands, i, 94-100.  
 Timber, i, 82.  
*Avicennia officinalis:*  
 Description, i, 80.  
 Distribution, i, 22, 80.  
 Figure, i, 23, 81, 83.  
 Local names, i, 80.  
 Medicinal, iii, 228.  
 Stands, i, 94-100.  
 Timber, i, 80.  
 Ayalea, see *Rhododendron vialii*.  
 Ayáman-kilát, see *Leea manillensis*.  
 Ayamgilan, see *Pithecolobium subacutum*.  
 Ayantoto, see *Amaranthus spinosus*.  
 Ayaunikilat, see *Mussaenda philippica*.  
 Ayímit, see *Ficus minahassae*.  
 Ayo, see *Cissus repens*.  
 Áyo, see *Tetrastigma harmandii*.  
 Ayúmit, see *Ficus minahassae*.  
 Ayupág, see *Euphoria didyma*.  
 Azafrán, see *Curcuma longa*.  
 Azucena, see *Polygonum tuberosa*.

## B

- Baágu, see *Fagraea racemosa*.  
 Bobá, see *Eugenia mananquil*.  
 Babara, see *Malvastrum coromandelinum*.  
 Babayan, see *Allaeanthus glaber*.  
 Babáyan, see *Allaeanthus luzonicus*.  
 Babe-bábe, see *Quisqualis indica*.  
 Bábui, see *Schizostachyum dielsianum*.  
 Bábui, see *Schizostachyum diffusum*.

- Bacopa monniera*:  
 Distribution, iii, 235.  
 Local names, iii, 235,  
 Medicinal, iii, 235.
- Bádang-badáng, see *Fimbristylis globulosa*.  
 Badiáng, see *Alocasia macrorrhiza*.  
 Badiára, see *Coleus blumei*.  
 Badino, see *Ipomoea pes-caprae*.  
 Baeg, see *Allaeanthus glaber*.  
 Bafé nga bunsung, see *Kleinhovia hospita*.  
 Bagá-as, see *Cyperus malaccensis*.  
 Baga-ás, see *Scirpus grossus*.  
 Bagabag, see *Eugenia mananquil*.  
 Baga-baga, see *Drynaria quercifolia*.  
 Bagák, see *Clerodendron macrostegium*.  
 Bagákai, see *Schizostachyum brachycladum*.  
 Bagákai, see *Schizostachyum lumampao*.  
 Bagákan, see *Schizostachyum brachycladum*.  
 Bagákan, see *Schizostachyum lumampao*.  
 Bagambáng, see *Macaranga tanarius*.  
 Bágang, see *Amorphophallus campanulatus*.  
 Bagang, see *Phragmites vulgaris*.  
 Bagangga, see *Tabernaemontana pandacaqui*.  
 Bagarilá, see *Columbia serratifolia*.  
 Bagasantól, see *Aglaia everettii*.  
 Bagátaí, see *Corypha elata*.  
 Bagatambál, see *Zanthoxylum avicennae*.  
 Bagatbát, see *Arenga pinnata*.  
 Bagáuak, see *Clerodendron macrostegium*.  
 Bagáuak, see *Clerodendron minahassae*.  
 Bagáuak, see *Clerodendron quadriloculare*.  
 Bagauak, see *Conocephalus violaceus*.  
 Bagáuak-itím, see *Clerodendron minahassae*.  
 Bagáuak na morado, see *Clerodendron quadriloculare*.  
 Bagáuak na pulá, see *Clerodendron quadriloculare*.  
 Bagáuak-pulá, see *Clerodendron minahassae*.  
 Bagbagutot, see *Phyllanthus reticulatus*.  
 Bagbalógo, see *Kingiodendron alternifolium*.  
 Bagiáng, see *Alocasia macrorrhiza*.  
 Bagi-bági, see *Kyllinga monocephala*.  
 Bagilumbáng, see *Aleurites trisperma*.  
 Bagilumbang oil:  
*Aleurites trisperma*, ii, 184.
- Báging, see *Gnetum indicum*.  
 Bagiod, see *Grewia edulis*.  
 Bagiróro, see *Adenanthera intermedia*.  
 Bagli, see *Allaeanthus luzonicus*.  
 Bágó, see *Abroma fastuosa*.  
 Bágó, see *Gnetum gneumon*.  
 Bágó, see *Hibiscus tiliaceus*.  
 Bágó, see *Phaleria perrottetiana*.  
 Bágó, see *Psycharrhena manillensis*.  
 Bago-bágo, see *Brucea amarissima*.  
 Bagobalóng, see *Anisoptera thurifera*.  
 Bagothon, see *Grewia multiflora*.  
 Bagóng, see *Amorphophallus campanulatus*.  
 Bago-sala, see *Fagraea racemosa*.
- Bags:  
*Corypha elata*, i, 192.  
*Musa textilis*, i, 364.  
*Nipa fruticans*, i, 222.  
*Pandanus radicans*, i, 334.  
*Pandanus simplex*, i, 336.
- Bags—Continued.  
*Scirpus grossus*, i, 353.  
*Typha angustifolia*, i, 330.
- Bagsáng, see *Livistona rotundifolia*.  
 Bagsáng, see *Metroxylon sagu*.  
 Bagtik, see *Agathis alba*.  
 Bagtóan, see *Pinanga* spp.  
 Bágu, see *Gnetum gneumon*.  
 Bágu, see *Terminalia edulis*.  
 Bagu-balának, see *Pothos* spp.  
 Baguit, see *Harrisonia perforata*.  
 Bagulibás, see *Dysoxylum decandrum*.  
 Bagun, see *Grewia acuminata*.  
 Bagusalai, see *Ganophyllum falcatum*.  
 Báhai, see *Abrus precatorius*.  
 Báhai, see *Adenanthera intermedia*.  
 Báhai, see *Pithecolobium subacutum*.  
 Báhi, see *Caryota cumingii*.  
 Báhi, see *Livistona rotundifolia*.  
 Báho, see *Terminalia edulis*.  
 Baho-baho, see *Cassia tora*.  
 Bahug-bahug, see *Ageratum conyzoides*.  
 Bahug-bahug, see *Lantana camara*.  
 Bain-báin, see *Mimosa pudica*.  
 Báino, see *Nelumbium nelumbo*.  
 Bainúd, see *Columbia serratifolia*.  
 Baít, see *Cycas rumphii*.  
 Baít, see *Euphorbia didyma*.  
 Baít, see *Euphorbia nerifolia*.  
 Bakad, see *Rhizophora candelaria*.  
 Bakalas, see *Nepheium mutabile*.  
 Bakaláu, see *Euphorbia didyma*.  
 Bakaláu, see *Nepheium mutabile*.  
 Bakán, see *Sterculia oblongata*.  
 Bakáo, see *Bruguiera conjugata*.  
 Bakáu, see *Bruguiera conjugata*.  
 Bakáu, see *Rhizophora candelaria*.  
 Bakáu, see *Rhizophora mucronata*.  
 Bakau, see *Sterculia oblongata*.  
 Bakáuan, see *Bruguiera conjugata*.  
 Bakáuan, see *Bruguiera cylindrica*.  
 Bakáuan, see *Cerriops roxburghiana*.  
 Bakáuan, see *Rhizophora candelaria*.  
 Bakáuan, see *Rhizophora mucronata*.  
 Bakáuan-babáe, see *Rhizophora candelaria*.  
 Bakáuan-babáe, see *Rhizophora mucronata*.  
 Bakáuan-laláki, see *Bruguiera parviflora*.  
 Bakáuan-lalaki, see *Bruguiera sexangula*.  
 Bakáuan-laláki, see *Rhizophora candelaria*.  
 Bakáuan-laláki, see *Rhizophora mucronata*.  
 Bakáuan-laláki, see *Rhizophora mucronata*.  
 Bakau bankita, see *Rhizophora candelaria*.  
 Bakáu-laláki, see *Rhizophora candelaria*.  
 Bakau taggai, see *Rhizophora mucronata*.  
 Bakbak, see *Pygeum glandulosum*.  
 Bakese, see *Euphorbia didyma*.  
 Bakembákés, see *Malachra capitata*.  
 Bakembákés, see *Malachra fasciata*.  
 Bakháu, see *Rhizophora candelaria*.  
 Bakháu, see *Rhizophora mucronata*.  
 Báki-báki, see *Scirpus grossus*.  
 Bakkaláu, see *Euphorbia didyma*.  
 Bako, see *Rhizophora* spp.  
 Bákon, see *Crinum asiaticum*.  
 Bákong, see *Crinum asiaticum*.  
 Bákong, see *Hymenocallis littoralis*.

Bákong, see *Pandanus dubius*.  
 Bakóog, see *Canarium luzonicum*.  
 Bakting, see *Lumnitzera littorea*.  
 Bakto, see *Cephalostachyum mindorense*.  
 Baku, see *Rhizophora* spp.  
 Bakuit, see *Sporobolus elongatus*.  
 Balabalanggútan, see *Cyperus radiatus*.  
 Balagan, see *Grewia acuminata*.  
 Balái-lamók, see *Crataeva religiosa*.  
 Balai-lamók, see *Mussaenda philippica*.  
 Balai-uák, see *Oroxylum indicum*.  
 Balák, see *Livistona rotundifolia*.  
 Balakbák, see *Eugenia xanthophylla*.  
 Balalí, see *Dillenia reifferscheidia*.  
 Balamai, see *Rhaphidophora merrillii*.  
 Balanái, see *Ocimum basilicum*.  
 Balanga, see *Eugenia calubcob*.  
 Balañgánan, see *Litsea glutinosa*.  
 Balanggót, see *Cyperus malaccensis*.  
 Balanggót, see *Triumfetta bartramia*.  
 Balanggót, see *Typha angustifolia*.  
 Balángóg, see *Ipomoea reptans*.  
 Balang-kori, see *Hymenodictyon excelsum*.  
 Balanói, see *Ocimum basilicum*.  
 Balantakan, see *Coix lachryma-jobi*.  
 Balantána, see *Clerodendron intermedium*.  
 Balánti, see *Homonia riparia*.  
 Balasbás, see *Graptophyllum pictum*.  
 Balasiái, see *Scynphiphora hydrophyllacea*.  
 Balasugan, see *Eugenia polycephaloides*.  
 Balatbát, see *Licuala spinosa*.  
 Balátng, see *Cassia tora*.  
 Balátong, see *Phaseolus aureus*.  
 Balátong-áso, see *Cassia occidentalis*.  
 Balátong-áso, see *Cassia tora*.  
 Baláu, see *Dipterocarpus grandiflorus*.  
 Baláu, see *Dipterocarpus vernicifluus*.  
 Balau resin:  
     *Dipterocarpus grandiflorus*, ii, 56.  
     *Dipterocarpus vernicifluus*, ii, 62.  
 Balaungan, see *Rubus fraxinifolius*.  
 Baláyong, see *Cassia fistula*.  
 Baláyong, see *Sindora supa*.  
 Bal-bal-lúsa, see *Solanum cumingii*.  
 Balbalósa, see *Solanum cumingii*.  
 Baleau, see *Pandanus copelandii*.  
 Balebagum-gubat, see *Grewia stylocarpa*.  
 Baleó, see *Pandanus copelandii*.  
 Baleo, see *Wikstroemia indica*.  
 Baléte, see *Ficus benjamina*.  
 Baléte, see *Ficus forstenii*.  
 Baléte, see *Ficus pachyphylla*.  
 Baléte, see *Ficus palawanensis*.  
 Baléte, see *Schefflera elliptifoliola*.  
 Baléte or balite, see *Ficus payapa*.  
 Baletón, see *Ficus benjamina*.  
 Baléte-pulá, see *Ficus benjamina*.  
 Balewe, see *Pandanus copelandii*.  
 Baliáro, see *Schizostachyum dielsianum*.  
 Baliáro, see *Schizostachyum diffusum*.  
 Balibágo, see *Grewia eriocarpa*.  
 Balibágo, see *Helicteres hirsuta*.  
 Balibágo, see *Hibiscus tiliaceus*.  
 Balibágo, see *Trema orientalis*.  
 Balibali, see *Dracontomelum adule*.

Balibali, see *Euphorbia tirucalli*.  
 Balibo, see *Pinus insularis*.  
 Baligáng, see *Eugenia polycephaloides*.  
 Baligatinin, see *Clerodendron quadriloculare*.  
 Balikaran, see *Mussaenda philippica*.  
 Balikáu, see *Schizostachyum dielsianum*.  
 Balikáu, see *Schizostachyum diffusum*.  
 Balik-balik, see *Pongamia pinnata*.  
 Baliknóng, see *Melochia umbellata*.  
 Baliku, see *Pandanus copelandii*.  
 Balikukup bisano, see *Rhaphidophora merri-  
 llii*.  
 Baiflang-uák, see *Oroxylum indicum*.  
 Balili, see *Eleusine indica*.  
 Balili, see *Paspalum serobiculatum*.  
 Balilfuan, see *Grewia eriocarpa*.  
 Balimbahin, see *Ipomoea pes-caprae*.  
 Balimbng, see *Averrhoa carambola*.  
 Balimbíngan, see *Nephetium mutabile*.  
 Balinad, see *Sterculia crassiramea*.  
 Balinad, see *Sterculia cuneata*.  
 Balinad, see *Sterculia luzonica*.  
 Balinad, see *Sterculia oblongata*.  
 Balinaunáu, see *Leea aculeata*.  
 Baling-agtá, see *Diospyros discolor*.  
 Balinghói, see *Manihot utilissima*.  
 Balingkauáyán, see *Pitiosporium pentandrum*.  
 Baling-uái, see *Flagellaria indica*.  
 Balinkañgin, see *Euphoria didyma*.  
 Balinsaráyan, see *Bruguiera sezangula*.  
 Balinsigáyan, see *Aglaiia harmsiana*.  
 Balios, see *Ceiba pentandra*.  
 Balisáyin, see *Terminalia edulis*.  
 Balisin, see *Clerodendron inerme*.  
 Baliskúg, see *Clerodendron inerme*.  
 Balit, see *Euphoria didyma*.  
 Balit, see *Grewia stylocarpa*.  
 Balita, see *Chisocheton cumingianus*.  
 Balitadhán, see *Quisqualis indica*.  
 Balitagtág, see *Allaenanthus glaber*.  
 Balite, see *Ficus pachyphylla*.  
 Baliting-ibon, see *Ficus benjamina*.  
 Balitnóng, see *Grewia eriocarpa*.  
 Balituk, see *Capparis micracantha*.  
 Balú, see *Pandanus copelandii*.  
 Baluán, see *Columbia lanceolata*.  
 Ballá, see *Livistona rotundifolia*.  
 Bal-laayang, see *Cyperus radiatus*.  
 Bal-lai, see *Piper umbellatum*.  
 Balláng, see *Livistona rotundifolia*.  
 Ballast retainers:  
     Mangrove swamp species, i, 26.  
 Bal-liba, see *Vallisneria gigantea*.  
 Ballók, see *Garcinia binucao*.  
 Balobágo, see *Hibiscus tiliaceus*.  
 Balobaló, see *Pongamia pinnata*.  
 Balobayauak, see *Dillenia philippinensis*.  
 Balobó, see *Diplodiscus paniculatus*.  
 Balobo, see *Grewia stylocarpa*.  
 Baloi, see *Pandanus copelandii*.  
 Báloi, see *Pterospermum diversifolium*.  
 Balok-bálok, see *Scaevola frutescens*.  
 Baloklók, see *Eugenia xanthophylla*.  
 Balonggát, see *Cyperus malaccensis*.  
 Balongkahinaí, see *Pothoidium lobbianum*.

- Baloño dilang-áhas, see *Grewia acuminata*.  
 Balongságing, see *Uvaria sorzogonensis*.  
 Balopo, see *Grewia stylocarpa*.  
 Balsakan, see *Grewia stylocarpa*.  
**Balsaminaceae:**  
 Medicinal plants, iii, 205.  
 Balsbás-lómai, see *Graptophyllum pictum*.  
 Baltik, see *Agathis alba*.  
 Balúbud, see *Anacardium occidentale*.  
 Balúbar, see *Anacardium occidentale*.  
 Balúbat, see *Anacardium occidentale*.  
 Balubitóon, see *Barringtonia asiatica*.  
 Balúbog, see *Anacardium occidentale*.  
 Baluganos, see *Uvaria sorzogonensis*.  
 Balukanád, see *Aleurites trisperma*.  
 Balukanág, see *Aleurites trisperma*.  
 Balukanág, see *Chisocheton cumingianus*.  
 Balukanag oil:  
*Chisocheton cumingianus*, ii, 117.  
 Baluk-balúk, see *Pongamia pinnata*.  
**Balukók**, see *Grewia edulis*.  
 Baluktót, see *Mucuna nigricans*.  
 Balukut, see *Garcinia binucao*.  
 Balulau, see *Pterocymbium tinctorium*.  
 Balum-balum, see *Spathoglottis plicata*.  
 Balunggái, see *Moringa oleifera*.  
 Balúno, see *Campostemon philippinense*.  
**Balúno**, see *Mangifera caesia*.  
 Balutbalút, see *Pongamia pinnata*.  
**Bambán**, see *Donax cannaeformis*.  
*Bambusa blumeana*, see *Bambusa spinosa*.  
**Bambusa cornuta:**  
 Description and distribution, i, 258.  
 Figure, i, 280.  
 Local names, i, 258.  
**Bambusa glaucescens:**  
 Description, i, 259.  
 Distribution, i, 258.  
 Fishing rods, i, 259.  
 Ornamental, i, 259.  
**Bambusa lumampao:**  
 Dimensions of fibers, i, 422.  
**Bambusa merrillii:**  
 Description, i, 258, 259.  
 Distribution, i, 259.  
 Figure, i, 281.  
**Bambusa spinosa:**  
 Description, i, 258, 259.  
 Distribution, i, 259.  
 Figure, i, 282, 283, 284.  
 Local names, i, 259.  
 Medicinal, iii, 170.  
 Paper, i, 419.  
 Planting, i, 266-278.  
 Uses, i, 259-260.  
**Bambusa vulgaris:**  
 Description, i, 258, 260.  
 Distribution, i, 260.  
 Figure, i, 285-287.  
 Local names, i, 260.  
 Medicinal, iii, 170.  
 Planting and growth, i, 266-275.  
 Uses, i, 260.  
 Banaási, see *Murraya paniculata*.  
**Banág**, see *Smilax bracteata*.  
 Banágo, see *Gnetum gnemon*.  
 Banágo, see *Thespesia populnea*.  
 Banaken, see *Elaeagnus philippensis*.  
 Banál, see *Smilax bracteata*.  
 Bánal, see *Smilax leucophylla*.  
**Banálo**, see *Thespesia populnea*.  
**Banana**, see *Musa paradisíaca*.  
 Banana (wild), see *Musa* spp.  
 Banási, see *Murraya paniculata*.  
 Banáti, see *Murraya paniculata*.  
**Banáto**, see *Mallotus philippinensis*.  
 Banáto-maliit, see *Mallotus philippinensis*.  
 Banato oil:  
*Mallotus philippinensis*, ii, 142.  
 Banbán, see *Donax cannaeformis*.  
 Banbang, see *Caesalpinia crista*.  
 Bandabok, see *Geodorum nutans*.  
 Bánga, see *Orania palindan*.  
 Bañar, see *Sterculia foetida*.  
 Bañgát, see *Pterocymbium tinctorium*.  
 Bangát, see *Sterculia foetida*.  
 Bangbáng, see *Plumbago zeylanica*.  
**Bangbañgsít**, see *Hyptis suaveolens*.  
**Banghái**, see *Hydnophytum formicarium*.  
 Bañgias, see *Terminalia comintana*.  
 Báñgil, see *Guioa koelreuteria*.  
 Bañgil, see *Sophora tomentosa*.  
 Bangkál, see *Nauclea junghuhnii*.  
 Bangkál, see *Nauclea orientalis*.  
 Bangkaláuang, see *Terminalia calamansanai*.  
 Bangkáu, see *Rhizophora candelaria*.  
 Bangkáu, see *Rhizophora mucronata*.  
 Bangkílong, see *Cardiospermum halicacabum*.  
 Bangkoáng, see *Pandanus simplex*.  
 Bangkók, see *Garcinia binucao*.  
**Bangkóro**, see *Morinda citrifolia*.  
 Bangkuáng, see *Scirpus grossus*.  
 Bangkuit, see *Sporobolus elongatus*.  
 Bangláí, see *Zingiber zerumbet*.  
 Banglés, see *Terminalia comintana*.  
 Banglua, see *Pygeum preslii*.  
 Bañgógan, see *Paederia foetida*.  
**Báni**, see *Pongamia pinnata*.  
 Baniakalau, see *Sterculia crassiramea*.  
 Baniakáu, see *Cyathocalyx globosus*.  
 Banig-banig, see *Pluchea indica*.  
 Banikad, see *Sterculia crassiramea*.  
 Banikad, see *Sterculia philippinensis*.  
 Banílad, see *Columbia serratifolia*.  
 Banílad, see *Sterculia crassiramea*.  
 Banílad, see *Sterculia oblongata*.  
**Banílad**, see *Sterculia philippinensis*.  
 Banísan, see *Arenga tremula*.  
 Banitan, see *Mangifera altissima*.  
 Baniti, see *Garcinia dulcis*.  
 Banití, see *Palaquium philippense*.  
 Banitis, see *Bassia betis*.  
 Bankudo, see *Morinda citrifolia*.  
 Banlót, see *Columbia serratifolia*.  
 Bannakalau, see *Sterculia crassiramea*.  
 Bannakálau, see *Sterculia philippinensis*.  
 Banógan, see *Rauwolfia amsoniaefolia*.  
 Banot, see *Bauhinia cumingiana*.  
 Bansalágin, see *Mimusops parvifolia*.  
 Bansalágin-mujér, see *Mimusops parvifolia*.

- Bansalágon, see *Mimosops parvifolia*.  
 Bansíalai, see *Cratoxylon blancoi*.  
 Bantána, see *Clerodendron intermedium*.  
 Bantígi, see *Lophopetalum toxicum*.  
 Banugan, see *Crataeva religiosa*.  
 Banukalág, see *Aleurites trisperma*.  
 Banut, see *Bauhinia cumingiana*.  
 Banyát, see *Sansevieria zeylanica*.  
 Baobaó, see *Pongamia pinnata*.  
 Baóñgon, see *Citrus maxima*.  
 Barabák, see *Eugenia calubcob*.  
 Baraibái, see *Cerbera manghas*.  
 Baraibai oil:  
     *Cerbera manghas*, ii, 168.  
 Baraies, see *Terminalia edulis*.  
 Barák, see *Curcuma longa*.  
 Barák, see *Curcuma zedoaria*.  
 Barák, see *Zingiber zerumbet*.  
 Barakbák, see *Eugenia xanthophylla*.  
 Baralang, see *Rourea volubilis*.  
 Baralauik, see *Capparis horrida*.  
 Baralta, see *Pothoidium lobbianum*.  
 Baráñgan, see *Eleusine indica*.  
 Barangáu, see *Oroxylum indicum*.  
 Baranggói, see *Orania palindan*.  
 Baranggót, see *Cyperus malaccensis*.  
 Baranggót, see *Urena lobata*.  
 Barañghás, see *Citrus maxima*.  
 Baránin, see *Andropogon citratus*.  
 Barantióng, see *Lagenaria leucantha*.  
 Barasbarásan, see *Donax cannaeformis*.  
 Baraybháy, see *Cerbera manghas*.  
 Baréu, see *Pandanus copelandii*.  
 Bari, see *Phaleria cumingii*.  
 Baria-an, see *Grewia eriocarpa*.  
 Barigauá, see *Jussiaea linifolia*.  
 Baringkokórong, see *Cratoxylon blancoi*.  
 Barini, see *Rubus fraxinifolius*.  
 Baris, see *Arenga tremula*.  
 Bárit, see *Heritiera littoralis*.  
 Bariú, see *Pandanus copelandii*.  
 Bariu-án, see *Grewia eriocarpa*.  
 Bariuatúát, see *Tetrastigma loheri*.  
 Bariu-bariu, see *Rhynchospora corymbosa*.  
*Barleria prionitis*:  
     Distribution, iii, 237.  
     Local names, iii, 237.  
     Medicinal, iii, 237.  
 Barobó, see *Diplodiscus paniculatus*.  
 Barobo, see *Grewia stylocarpa*.  
 Baroi, see *Pandanus copelandii*.  
 Baroi, see *Pandanus tectorius*.  
 Bároi, see *Pterospermum diversifolium*.  
 Bároi, see *Pterospermum niveum*.  
 Baroi, see *Pterospermum obliquum*.  
*Barringtonia acutangula*:  
     Distribution, iii, 214.  
     Local names, iii, 214.  
     Fish poison, iii, 81.  
     Medicinal, iii, 214.  
*Barringtonia asiatica*:  
     Description and distribution, ii, 162.  
     Local names, ii, 161.  
     Fish poison, iii, 81.  
     Illuminant, ii, 162.  
     Medicinal, iii, 214.  
*Barringtonia racemosa*:  
     Description, ii, 162.  
     Distribution, i, 26; ii, 162.  
     Local names, ii, 162.  
     Fish and wild pig poison, iii, 81.  
     Illuminant, ii, 162.  
     Medicinal, iii, 215.  
 Baruan, see *Grewia eriocarpa*.  
 Barúbad, see *Waltheria americana*.  
 Barubó, see *Diplodiscus paniculatus*.  
 Basai, see *Guioa koelreuteria*.  
 Basaklá, see *Ficus forstenii*.  
 Basañgal, see *Calophyllum blancoi*.  
 Basanglá, see *Ceiba pentandra*.  
 Basbásot, see *Sida acuta*.  
 Basbásot, see *Sida rhombifolia*.  
*Basellaceae*:  
     Food plants, ii, 278.  
     Medicinal plants, iii, 185.  
*Basella rubra*:  
     Description and distribution, ii, 278.  
     Local names, ii, 278.  
     Medicinal, iii, 185.  
     Spinach substitute, ii, 278.  
 Basi, see *Terminalia edulis*.  
 Basiád, see *Canarium ovatum*.  
 Basikad, see *Kyllinga monocephala*.  
 Basikálang, see *Alstonia macrophylla*.  
 Basikálang, see *Paralstonia clusiacea*.  
 Basikálon, see *Alstonia macrophylla*.  
 Basikárang, see *Alstonia macrophylla*.  
 Basilálag, see *Grewia stylocarpa*.  
 Baskets:  
     *Agave cantala*, i, 362.  
     *Arenga pinnata*, i, 150.  
     *Arenga tremula*, i, 158.  
     *Bambusa spinosa*, i, 259.  
     *Caryota cumingii*, i, 182.  
     *Caryota majestica*, i, 182.  
     *Caryota merrillii*, i, 182.  
     *Caryota mitis*, i, 182.  
     *Caryota rumphiana*, i, 182.  
     *Cocos nucifera*, i, 184.  
     *Corypha elata*, i, 192.  
     *Dendrobium crumenatum*, i, 365.  
     *Donax cannaeformis*, i, 365.  
     *Dryopteris pteroides*, i, 323.  
     *Epipremnum* spp., i, 354.  
     *Flagellaria indica*, i, 356.  
     *Gleichenia linearis*, i, 326.  
     *Heterospatha elata*, i, 210.  
     *Lygodium* spp., i, 326.  
     *Metroxylon sagu*, i, 220.  
     *Musa textilis*, i, 364.  
     *Nephrolepis hirsutula*, i, 323.  
     *Pandanus copelandii*, i, 332.  
     *Pandanus luzonensis*, i, 334.  
     *Pandanus radicans*, i, 334.  
     *Pandanus simplex*, i, 336.  
     *Pandanus tectorius*, i, 336.  
     *Pericampylus glaucus*, i, 375.  
     *Pothos* spp., i, 354.  
     *Raphidophora* spp., i, 356.  
     *Rhynchospora corymbosa*, i, 352.  
     *Schizostachyum diffusum*, i, 264.  
     *Schizostachyum fenixii*, i, 265.

## Baskets—Continued.

- Schizostachyum lima*, i, 264.  
*Schizostachyum lumampao*, i, 264.  
*Scirpus grossus*, i, 353.  
*Stenochlaena palustris*, i, 323.  
*Typha angustifolia*, i, 330.

**Bassia betis:**

- Description and distribution, ii, 166.  
 Figure, ii, 165, 167.  
 Local names, ii, 166.  
 Illuminant, ii, 166.  
 Medicinal, iii, 219.

**Bassia obovatifolia:**

- Description and distribution, ii, 364.  
 Local name, ii, 364.  
 Food, ii, 364.

Bastón de San Jose, see *Costus speciosus*.\*Basuít, see *Pittosporum pentandrum*.Batád, see *Andropogon halepensis*.Bátad, see *Andropogon sorghum*.Batad-batáran, see *Andropogon halepensis*.Batag-batág, see *Aegiceras corniculatum*.Batákan, see *Bambusa spinosa*.Batang-bátang, see *Cissampelos pareira*.Bat'áno, see *Cerbera manghas*.Bat'áno, see *Excoecaria agallocha*.Batárau, see *Calophyllum inophyllum*.Batbát, see *Arenga tremula*.Batéte, see *Kingiodendron alternifolium*.

## Batete incense:

- Kingiodendron alternifolium*, ii, 208.

Batikálang, see *Alstonia macrophylla*.Batikoling, see *Paralstonia clusiacea*.Batikoling, see *Rauwolfia amsoniifolia*.Batíng see *Castanopsis philippensis*.Bating, see *Lumnitzera littorea*.Batino, see *Alstonia macrophylla*.Bató-bató, see *Merremia emarginata*.Batuákan, see *Chioscheton cumingianus*.Batúan, see *Garcinia binucao*.Batúbán, see *Anacardium occidentale*.Batukanág, see *Aglaiia harmsiana*.Batútang-uák, see *Luffa cylindrica*.Bauan, see *Amaranthus viridis*.Ba'uan, see *Amaranthus spinosus*.Báuang, see *Allium sativum*.Baugin, see *Bambusa spinosa*.**Bauhinia cumingiana:**

- Description and distribution, i, 379.  
 Local names, i, 379.  
 Fiber, i, 379.

**Bauhinia malabarica:**

- Description and distribution, ii, 290.  
 Figure, ii, 291.  
 Local names, ii, 288.  
 Food flavoring, ii, 290.  
 Medicinal, iii, 189.

Bauing, see *Ocimum basilicum*.Bauít, see *Harrisonia perforata*.Baunal, see *Smilax china*.Baúno, see *Mangifera caesia*.Baut, see *Heritiera littoralis*.Bayábas, see *Psidium guajava*.Bayábas-uák, see *Capparis micrantha*.Bayág-kabáyo, see *Heritiera littoralis*.Bayág kambíng, see *Caesalpinia cristata*.Bayág-usá, see *Cerbera manghas*.Bayág usá, see *Gardenia pseudopsidium*.Bayag-usá, see *Paralstonia clusiacea*.Bayambáng, see *Amaranthus spinosus*.Bayangbáng, see *Nephrolepis hirsutula*.Bayánti, see *Aglaiia glomerata*.Bayánti, see *Aglaiia harmsiana*.Bayá, see *Pterocymbium tinctorium*.Bayating, see *Tinumiscium philippinense*.Bayáuas, see *Psidium guajava*.Bayáyat, see *Sterculia cuneata*.Bayít, see *Cycas rumphii*.Bayóg, see *Aglaiia harmsiana*.Bayóg, see *Bambusa spinosa*.Bayóg, see *Dendrocalamus merrillianus*.Bayóg, see *Pterospermum diversifolium*.Bayóg, see *Pterospermum niveum*.Bayóg, see *Pterospermum obliquum*.Bayóg-bayóg, see *Pterospermum diversifolium*.Bayog-bayóg, see *Pterospermum obliquum*.Bayók, see *Pterospermum diversifolium*.Bayok, see *Pterospermum niveum*.Bayok-bayók, see *Momordica cochinchinensis*.Bayók-bayókan, see *Pterospermum niveum*.Bayóng, see *Pterospermum diversifolium*.Bayongbói, see *Chioscheton cumingianus*.Bayugtín, see *Pterospermum niveum*.Bayúk, see *Pterospermum diversifolium*.Bayukó, see *Artocarpus rubrovenia*.Bayukó, see *Gymnartocarpus woodii*.Bayukó, see *Pterospermum obliquum*.Bayuktuan, see *Castanopsis philippensis*.Bay-yating, see *Anamirta cocculus*.Bayyét, see *Euphoria didyma*.Beach pandan, see *Pandanus tectorius*.

## Beads:

- Corypha elata*, i, 192.  
*Ocimum sanctum*, ii, 218.

Bebit, see *Caesalpinia cristata*.

## Begoniaceae:

- Food plants, ii, 352.

**Begonia spp.:**

- Food flavoring, ii, 352.

Bélis, see *Arenga tremula*.Belisan, see *Ptychoraphis elmeri*.

## Belts:

- Gleichenia linearis*, i, 326.  
*Musa textilis*, i, 364.

Benglaling, see *Grewia multiflora*.Benglaróng, see *Grewia bilamellata*.Benguet lily, see *Lilium philippinense*.Benguet pine, see *Pinus insularis*.**Benincasa hispida:**

- Distribution, iii, 241.  
 Local names, iii, 241.  
 Medicinal, iii, 241.

## Ben oil:

- Moringa oleifera*, ii, 104.

**Berberidaceae:**

- Dyes, ii, 388.

Berengéna, see *Solanum melongena*.Bermuda grass, see *Cynodon dactylon*.Betel nut palm, see *Areca catechu*.Betel palm, see *Areca catechu*.

- Betel pepper**, see *Piper betle*.  
**Bétes**, see *Anisoptera thurifera*.  
**Bétis**, see *Bassia betis*.  
**Betis-laláki**, see *Bassia betis*.  
**Betis oil**:  
*Bassia betis*, ii, 166.  
**B'eus**, see *Bruguiera parviflora*.  
**Biáo**, see *Aleurites moluccana*.  
**Biaog**, see *Pterospermum obliquum*.  
**Biás**, see *Gnetum indicum*.  
**Bias-biás**, see *Commelina benghalensis*.  
**Bias-púgò**, see *Ammannia baccifera*.  
**Biátiles**, see *Leucaena glauca*.  
**Biau**, see *Miscanthus sinensis*.  
**Biáyo**, see *Agathis alba*.  
**Bidái**, see *Ocimum basilicum*.  
**Bidái**, see *Ocimum sanctum*.  
**Bidens chinensis**:  
 Description and distribution, ii, 376.  
 Local names, ii, 376.  
 Rice wine, ii, 376.  
**Bidens pilosa**:  
 Description and distribution, ii, 377.  
 Local names, ii, 377.  
 Medicinal, iii, 75.  
 Wine, ii, 377  
**Bidiánġan**, see *Agathis alba*.  
**Bíga**, see *Alocasia macrorrhiza*.  
**Bigá**, see *Alocasia macrorrhiza*.  
**Bíga**, see *Gymnartocarpus woodii*.  
**Bíga-bíga**, see *Alocasia macrorrhiza*.  
**Bígáho**, see *Miscanthus sinensis*.  
**Bígáo**, see *Miscanthus sinensis*.  
**Bígás**, see *Lepidopetalum perrottetii*.  
**Bígnái**, see *Antidesma bunius*.  
**Bígnái-kalabáu**, see *Antidesma bunius*.  
**Bignon**, see *Melochia umbellata*.  
**Bignoniaceae**:  
 Food plants, ii, 375.  
 Medicinal plants, iii, 74, 236.  
**Bi-idu**, see *Miscanthus sinensis*.  
**Bíkal**, see *Schizostachyum dielsianum*.  
**Bíkal**, see *Schizostachyum diffusum*.  
**Bíkal-bábui**, see *Schizostachyum dielsianum*.  
**Bíknóng**, see *Kleinhovia hospita*.  
**Bilabíla**, see *Eleusine indica*.  
**Bilde-mariang-itim**, see *Guioa koelreuteria*.  
**Bilis**, see *Garcinia vidalii*.  
**Bilúa**, see *Macaranga tanarius*.  
**Biluak**, see *Macaranga grandifolia*.  
**Biluyán**, see *Macaranga tanarius*.  
**Bilúan**, see *Macaranga tanarius*.  
**Biluíng**, see *Kleinhovia hospita*.  
**Bilúan-laláki**, see *Macaranga tanarius*.  
**Bilúkau**, see *Garcinia binucao*.  
**Bilúkau**, see *Garcinia venulosa*.  
**Bilúnġa**, see *Macaranga tanarius*.  
**Bíngábíng**, see *Macaranga grandifolia*.  
**Bíngábíng**, see *Melochia umbellata*.  
**Bínggás**, see *Terminalia comintana*.  
**Bíng-úa**, see *Macaranga tanarius*.  
**Bí'nóng** see *Kleinhovia hospita*.  
**Bintikái**, see *Coix lachryma-jobi*.  
**Binuga**, see *Macaranga tanarius*.  
**Binúkau**, see *Garcinia binucao*.  
**Binúkau**, see *Garcinia venulosa*.  
**Binuko**, see *Gyrinopsis cumingiana*.  
**Binúnġa**, see *Calanthe veratrifolia*.  
**Binúnġa**, see *Macaranga tanarius*.  
**Binúnġa**, see *Melochia umbellata*.  
**Binunga gum**:  
*Macaranga tanarius*, ii, 73.  
**Binúnġan**, see *Macaranga tanarius*.  
**Binúnġas**, see *Macaranga grandifolia*.  
**Binurok**, see *Embelia philippinensis*.  
**Bio**, see *Garuga abilo*.  
**Biophytum sensitivum**:  
 Distribution, iii, 193.  
 Local names, iii, 193.  
 Medicinal, iii, 193.  
**Biósan**, see *Bruguiera parviflora*.  
**Bíra**, see *Alocasia macrorrhiza*.  
**Bíra's-nest fern**, see *Asplenium nidus*.  
**Bisal**, see *Terminalia edulis*.  
**Bisalak**, see *Embelia philippinensis*.  
**Bisik**, see *Lansium dubium*.  
**Bískán**, see *Dillenia philippinensis*.  
**Bislót**, see *Eugenia xanthophylla*.  
**Bisóng**, see *Sterculia stipularis*.  
**Bisudak**, see *Embelia philippinensis*.  
**Bitá**, see *Alstonia scholaris*.  
**Bitál**, see *Pterocarpus* spp.  
**Bitanáġ**, see *Kleinhovia hospita*.  
**Bitanhól**, see *Calophyllum blancoi*.  
**Bitanhól**, see *Garcinia vidalii*.  
**Bitáoġ**, see *Calophyllum blancoi*.  
**Bitáoġ**, see *Calophyllum inophyllum*.  
**Bitaoġ oil**:  
*Calophyllum inophyllum*, ii, 156.  
**Bitáoí**, see *Calophyllum inophyllum*.  
**Bitáoí-bákil**, see *Calophyllum blancoi*.  
**Bitáoġ**, see *Calophyllum blancoi*.  
**Bitnóng**, see *Kleinhovia hospita*.  
**Bitog**, see *Rourea volubilis*.  
**Bitók**, see *Palaquium philippense*.  
**Bitong**, see *Calophyllum inophyllum*.  
**Bitonġol**, see *Flacourtia indica*.  
**Bitonġol**, see *Flacourtia rukam*.  
**Bitonog**, see *Kleinhovia hospita*.  
**Bitóon**, see *Barringtonia asiatica*.  
**Bitotu**, see *Gonocaryum calleryanum*.  
**Bit-táoġ**, see *Calophyllum inophyllum*.  
**Bittóg**, see *Calophyllum inophyllum*.  
**Biuas**, see *Bruguiera cylindrica*.  
**Biuis**, see *Bruguiera cylindrica*.  
**Biús**, see *Bruguiera cylindrica*.  
**Bixaceae**:  
 Dyes, ii, 401.  
 Medicinal plants, iii, 213.  
**Bixa orellana**:  
 Description and distribution, ii, 401.  
 Local names, ii, 401.  
 Dye, ii, 401.  
 Medicinal, iii, 213.  
**Biýúġ**, see *Pterospermum diversifolium*.  
**Blanco's narra**, see *Pterocarpus blancoi*.  
**Blechnum brownii**:  
 Distribution, iii, 237.  
 Local names, iii, 237.  
 Medicinal, iii, 237.

## Blowguns:

*Livistona cochinchinensis*, i, 216.

*Livistona rotundifolia*, i, 216.

*Schizostachyum lima*, i, 264.

*Blumea balsamifera*:

Description and distribution, ii, 224.

Figure, ii, 223.

Local names, ii, 222.

Fish poison, iii, 82.

Medicine, ii, 222; iii, 75, 243.

Bóa, see *Areca catechu*.

Bóbo, see *Sterculia foetida*.

Boboáya, see *Flagellaria indica*.

Bobóg, see *Sterculia foetida*.

Bobói, see *Ceiba pentandra*.

Bóboi-gúbat, see *Sterculia luzonica*.

Bobonotán, see *Citrus maxima*.

Bobór, see *Bombax ceiba*.

Bóhor, see *Sterculia foetida*.

Bodobodó, see *Abroma fastuosa*.

*Boehmeria nivea*:

Description and distribution, i, 374.

Local names, i, 373.

Fiber, i, 373.

Boga, see *Areca vidaliana*.

Boga, see *Dioscorea esculenta*.

Bógo, see *Garuga abilo*.

Bogón, see *Mussaenda philippica*.

Boháue, see *Dysoxylum decandrum*.

Bohó, see *Gigantichloa levis*.

Bohó, see *Schizostachyum brachycladum*.

Boho, see *Schizostachyum lumampao*.

Boho-boho, see *Lantana camara*.

Bohókan, see *Cyathocalyx globosus*.

Boibói, see *Ceiba pentandra*.

Bokábok, see *Scaevola frutescens*.

Bokáui, see *Schizostachyum lumampao*.

Bokit, see *Harrisonia perforata*.

Bokó, see *Gigantichloa levis*.

Bokobokó, see *Clerodendron minahassae*.

*Boletus* spp.:

Description, iii, 116.

Edible fungi, iii, 116.

Bolidtadhán, see *Dalbergia ferruginea*.

Boló, see *Gigantochloa levis*.

Bólo, see *Schizostachyum lumampao*.

Bolón, see *Alphonsea arborea*.

Bolóng, see *Flacourtia indica*.

Bolongkoyan, see *Pittosporum pentandrum*.

Bolong-sina, see *Dendrocalamus latiflorus*.

Bolong-tambál, see *Clerodendron intermedium*.

*Bombacaceae*:

Fiber plants, i, 392.

Mangrove swamps, i, 40.

Medicinal plants, iii, 210.

Oils, ii, 150.

*Bombax ceiba*:

Description and distribution, i, 394.

Local names, i, 392.

Fiber, i, 392.

Medicinal, iii, 210.

Tensile strength, i, 321.

*Bombycidendron vidalianum*:

Description and distribution, i, 387.

Local names, i, 386.

*Bombycidendron vidalianum*—Continued.

Fiber, i, 387.

Tensile strength, i, 321.

Bonbón, see *Donax cannaeformis*.

Boñga, see *Sterculia oblongata*.

Boñgás, see *Terminalia comintana*.

Bongbong, see *Schizostachyum dielsianum*.

Bongbong, see *Schizostachyum diffusum*.

Bongóg, see *Sterculia foetida*.

Boñgon, see *Allaeanthus glaber*.

Bonótan, see *Sterculia stipularis*.

Bo-o, see *Ximenia americana*.

Boobóo, see *Pinus insularis*.

Booton, see *Barringtonia asiatica*.

## Borneo tallow:

*Shorea balangeran*, ii, 160.

*Isoptera borneensis*, ii, 160.

*Borrerinaceae*:

Fiber plants, i, 409.

Food plants, ii, 373.

Gums, ii, 88.

Medicinal plants, iii, 227.

*Borreria hispida*:

Distribution, iii, 238.

Local name, iii, 238.

Medicinal, iii, 238.

Borsa ñga dadakkél, see *Kyllinga monocephala*.

Bosborón, see *Scaevola frutescens*.

Bosbotónes, see *Kyllinga monocephala*.

Bóto, see *Scaevola frutescens*.

Botobotónis, see *Euphorbia hirta*.

Botobotónis, see *Sphaeranthus africanus*.

Boton, see *Barringtonia asiatica*.

Botoncillo, see *Kyllinga monocephala*.

Bótong, see *Barringtonia asiatica*.

Botóng, see *Dendrocalamus latiflorus*.

Botóng, see *Gigantochloa levis*.

## Boton oil:

*Barringtonia asiatica*, ii, 161.

## Bottles:

*Palaquium aherianum*, ii, 80.

Bottonis, see *Euphorbia hirta*.

## Bows:

*Livistona cochinchinensis*, i, 216.

*Livistona rotundifolia*, i, 216.

## Boxes:

*Lygodium* spp., i, 326.

Brea, see *Canarium villosum*.

Breadfruit, see *Artocarpus communis*.

*Breynia rhamnoides*:

Distribution, iii, 198.

Local names, iii, 198.

Medicinal, iii, 198.

*Bromeliaceae*:

Fiber plants, i, 356.

Food plants, ii, 256.

## Brooms:

*Andropogon zizanioides*, i, 338.

*Arenga pinnata*, i, 150.

*Cocos nucifera*, i, 184.

*Corypha elata*, i, 192.

*Livistona cochinchinensis*, i, 216.

*Malvastrum coromandelinum*, i, 388.

*Nipa fruticans*, i, 222.

*Oryza sativa*, i, 342.



- Brooms—Continued.**  
*Phragmites karka*, i, 342.  
*Phragmites vulgaris*, i, 342.  
*Saccharum spontaneum*, i, 344.  
*Thysanolaena maxima*, i, 346.
- Brownlowia lanceolata:**  
 Description, i, 40.  
 Local name, i, 40.
- Brucea amarissima:**  
 Description and distribution, iii, 68, 195.  
 Local names, iii, 68, 195.  
 Medicinal, iii, 68, 195.
- Bruguiera caryophylloides**, see *Bruguiera cylindrica*.
- Bruguiera conjugata:**  
 Description, i, 48, 50, 52.  
 Distribution, i, 22.  
 Figure, i, 51, 91.  
 Local names, i, 52.  
 Firewood, i, 112-117.  
 Tannin, i, 119-124.  
 Timber, i, 52.  
 Stands, i, 86-99.
- Bruguiera cylindrica:**  
 Description, i, 48, 50, 54.  
 Distribution, i, 22, 54.  
 Figure, i, 56, 57.  
 Local names, i, 54.
- Bruguiera eriopetala**, see *Bruguiera sexangula*.
- Bruguiera gymnorrhiza**, see *Bruguiera conjugata*.
- Bruguiera parviflora:**  
 Description, i, 48, 50, 58.  
 Distribution, i, 22, 58.  
 Figure, i, 59, 61.  
 Local names, i, 58.  
 Firewood, i, 112-116.  
 Stands, i, 86-99.  
 Tannin, i, 119-124.  
 Timber, i, 58.
- Bruguiera sexangula:**  
 Description, i, 48, 50, 52, 54.  
 Distribution, i, 22.  
 Figure, i, 53, 55.  
 Local names, i, 54.  
 Stands, i, 96-99.  
 Tannin, i, 120-124.  
 Timber, i, 52.
- B'rus**, see *Bruguiera parviflora*.
- Brushes:**  
*Arenga pinnata*, i, 150.  
*Cocos nucifera*, i, 184, 244.
- Búa**, see *Areca catechu*.
- Bua-búa**, see *Eugenia mananquil*.
- Bualtik**, see *Lonicera philippinensis*.
- Buás**, see *Mallotus philippinensis*.
- Bubabot**, see *Phyllanthus reticulatus*.
- Bubahan**, see *Lansium dubium*.
- Búbog**, see *Sterculia foetida*.
- Bubúa**, see *Aglaia everettii*.
- Bubúi**, see *Ceiba pentandra*.
- Búbui-gúbat**, see *Bombax ceiba*.
- Bubúi-gúbat**, see *Thespesia populnea*.
- Bubúnau**, see *Aglaia everettii*.
- Búbur**, see *Sterculia foetida*.
- Bubutigan**, see *Bruguiera parviflora*.
- Bu-buyan**, see *Asclepias curassavica*.
- Buchid**, see *Imperata cylindrica*.
- Buddleia asiatica:**  
 Distribution, iii, 220.  
 Local names, iii, 220.  
 Medicinal, iii, 220.
- Bueng**, see *Acorus calamus*.
- Bugalót**, see *Garcinia vialii*.
- Bugáng**, see *Saccharum spontaneum*.
- Bugayau**, see *Euphorbia hirta*.
- Bugáyong-chína**, see *Adenanthera intermedia*.
- Bugayúng**, see *Abrus precatorius*.
- Bugbugayóng**, see *Abrus precatorius*.
- Bugkáu**, see *Toddalia asiatica*.
- Bugnái**, see *Antidesma bunius*.
- Bugnáu**, see *Justicia gendarussa*.
- Bugnéi**, see *Antidesma bunius*.
- Bugnéi**, see *Tylophora brevipes*.
- Bugnó-négo**, see *Justicia gendarussa*.
- Búgo**, see *Garuga abilo*.
- Bugós**, see *Acalypha indica*.
- Bugúbi**, see *Thysanolaena maxima*.
- Bugúbui**, see *Thysanolaena maxima*.
- Buhai-búhai**, see *Typha angustifolia*.
- Búho**, see *Schizostachyum lumampao*.
- Buí**, see *Musa errans*.
- Buibuí**, see *Thysanolaena maxima*.
- Buis**, see *Bruguiera cylindrica*.
- Bukad**, see *Diplodiscus paniculatus*.
- Bukadkád**, see *Blumea balsamifera*.
- Bukákau**, see *Andropogon sorghum*.
- Bukitkit**, see *Mucuna nigricans*.
- Buk-kaláu**, see *Euphoria didyma*.
- Bukkáu**, see *Toddalia asiatica*.
- Bukúan**, see *Strychnos multiflora*.
- Bulágak**, see *Uvaria sorzogonensis*.
- Bulagun**, see *Triumfetta bartramia*.
- Bulai patáni**, see *Phaseolus lunatus*.
- Búlak**, see *Ceiba pentandra*.
- Bulákan**, see *Ipomoea digitata*.
- Bulákan**, see *Merremia nymphaeifolia*.
- Bulákan**, see *Sterculia cuneata*.
- Bulakáui**, see *Flagellaria indica*.
- Bulak-bulákan**, see *Merremia nymphaeifolia*.
- Bulak-bulákan**, see *Thespesia lampas*.
- Búlak-damó**, see *Asclepias curassavica*.
- Búlak-dondól**, see *Ceiba pentandra*.
- Búlak-kastíla**, see *Asclepias curassavica*.
- Búlak-kastíla**, see *Ceiba pentandra*.
- Búlak-manúk**, see *Ageratum conyzoides*.
- Búlak-síno**, see *Ceiba pentandra*.
- Bulála**, see *Nauclea orientalis*.
- Bulála**, see *Nephelium mutabile*.
- Bulala oil:**  
*Nephelium mutabile*, ii, 150.
- Bulali**, see *Aegiceras corniculatum*.
- Bulanini**, see *Dalbergia cumingiana*.
- Buláu**, see *Canarium luzonicum*.
- Bulbúl**, see *Pinus insularis*.
- Bulbúlin**, see *Helicteres hirsuta*.
- Bulbúlin**, see *Malachra capitata*.
- Buí**, see *Corypha elata*.
- Bulínau**, see *Bambusa vulgaris*.
- Bulnó**, see *Livistona rotundifolia*.
- Bulóg**, see *Aglaia everettii*.

Bulóg, see *Aglaiá glomerata*.  
 Buloi, see *Dioscorea divaricata*.  
 Bulokbúlok, see *Lumnitzera littorea*.  
 Búlu, see *Schizostachyum lumampao*.  
 Bulubadiáng, see *Ceriops roxburghiana*.  
 Bulubúsiá, see *Fagraea racemosa*.  
 Bulubukhón, see *Grewia multiflora*.  
 Bulubulúhan, see *Malachra capitata*.  
 Bulugai, see *Diplodiscus paniculatus*.  
 Bulúhan, see *Malachra capitata*.  
 Bunitan, see *Mangifera altissima*.  
 Bunág, see *Garcinia venulosa*.  
 Bunáyon, see *Sonneratia caseolaris*.  
 Bunég, see *Garcinia dulcis*.  
 Bunég, see *Garcinia venulosa*.  
 Búnga, see *Areca catechu*.  
 Búnga, see *Areca hutchinsoniana*.  
 Búnga, see *Artocarpus rubrovenia*.  
 Búnga, see *Orania palindan*.  
 Búnga, see *Sterculia oblongata*.  
 Búnga de China, see *Adonidia merrillii*.  
 Búnga de Joló, see *Adonidia merrillii*.  
 Búngai, see *Zanthoxylum avicennae*.  
 Búngálon, see *Avicennia officinalis*.  
 Búngálon, see *Campostemon philippinense*.  
 Búngálon, see *Sonneratia caseolaris*.  
 Búnga-machin, see *Pinanga* spp.  
 Búnga na tukáyong, see *Pinanga* spp.  
 Búngang-gúbat, see *Areca whitfordii*.  
 Búngang-ipot, see *Areca ipot*.  
 Búngat, see *Sterculia stipularis*.  
 Bungkalót, see *Citrus* sp.  
 Bungkúlan, see *Eugenia mananquil*.  
 Bunglás, see *Sterculia oblongata*.  
 Búngóg, see *Sterculia foetida*.  
 Búngon, see *Allaeanthus glaber*.  
 Búngon, see *Allaeanthus luzonicus*.  
 Búnguás, see *Aglaiá everettii*.  
 Bunláu, see *Justicia gendarussa*.  
 Bunlos, see *Terminalia calamansanai*.  
 Bunnái, see *Antidesma bunius*.  
 Bunóg, see *Garcinia venulosa*.  
 Bunot-bunót, see *Melochia umbellata*.  
 Bunsilak, see *Elaeocarpus calomata*.  
 Bunsóg, see *Agathis alba*.  
 Buntatai, see *Ehretia microphylla*.  
 Buntót-kapón, see *Asplenium macrophyllum*.  
 Buntót-león, see *Heliotropium indicum*.  
 Buntot-usá, see *Helicteres hirsuta*.  
 Buntúgan, see *Dysoxylum decandrum*.  
 Buntút-buáia, see *Rotala aquatica*.  
 Buntút-palos, see *Sansevieria zeylanica*.  
 Bunúg, see *Garcinia vidalii*.  
 Bunus, see *Garuga abilo*.  
 Bunut, see *Rubus elmeri*.  
 Buragrís, see *Garcinia binucao*.  
 Búrak, see *Canangium odoratum*.  
 Burákan, see *Merremia nymphaeifolia*.  
 Burákan, see *Operculina turpethum*.  
 Buratu, see *Gymnartocarpus woodii*.  
 Burí, see *Corypha elata*.  
 Burírau, see *Bambusa vulgaris*.

**Burseraceae:**

Food plants, ii, 300.

Medicinal plants, iii, 196.

**Burseraceae—Continued.**

Oils, ii, 114.

Resins, ii, 40.

Tannins, iii, 94.

Buru, see *Diplodiscus paniculatus*.  
 Burubayokó, see *Coix lachryma-jobi*.  
 Burubugnái, see *Psychotria luzoniensis*.  
 Buruiu, see *Pandanus copelandii*.  
 Busai-ing, see *Bruguiera conjugata*.  
 Busáin, see *Bruguiera conjugata*.  
 Busáin, see *Bruguiera cylindrica*.  
 Busáin, see *Bruguiera sexangula*.  
 Busáing, see *Bruguiera sexangula*.  
 Busbusi, see *Lippia nodiflora*.  
 Busbusilas, see *Tabernaemontana pandacaqui*.  
 Busel-búsel, see *Clerodendron inermis*.  
 Busigan, see *Gonocaryum calleryanum*.  
 Busi-ing, see *Bruguiera conjugata*.  
 Busikad, see *Kyllinga monocephala*.  
 Busikag, see *Guioa koelreuteria*.  
 Businaí, see *Ficus minahasae*.  
 Busuanga, see *Cassia alata*.  
 Butá, see *Excoecaria agallocha*.  
 Buta-butá, see *Cerbera manghas*.  
 Buta-butá, see *Excoecaria agallocha*.  
 Butálan, see *Calophyllum inophyllum*.  
 Butárik, see *Adenanthera intermedia*.  
 Butigan, see *Phaleria cumingii*.  
 Butló, see *Gyrinopsis cumingiana*.  
 Butnóng, see *Kleinhovia hospita*.  
 Butnóng, see *Pterospermum obliquum*.  
 Butóan-pulá, see *Uvaria sorzogonensis*.  
 Buto-butó, see *Cerbera manghas*.  
 Butúhan, see *Musa errans*.  
 Butor, see *Schizostachyum dielsianum*.  
 Butor, see *Schizostachyum diffusum*.  
 Butterfly orchid, see *Phalaenopsis amabilis*.  
 Butter substitute:  
     *Cocos nucifera*, ii, 98.  
     *Elaeis guineensis*, ii, 103.  
     *Sesamum orientale*, ii, 168.  
 Buttons:  
     *Corypha elata*, i, 192.  
     *Coelococcus amicarum*, i, 192.  
 Butún, see *Dendrocalamus latiflorus*.  
 Butunalaga, see *Gardenia pseudopsidium*.  
 Butus, see *Litsea glutinosa*.  
 Buwaceae:  
     Poisonous plants, iii, 80.  
*Buacus rolfei*:  
     Fish poison, iii, 80.  
 Buyayára, see *Euphorbia hirta*.  
 Búyo, see *Piper betle*.  
 Buyo:  
     *Adonidia merrillii*, i, 139.  
     *Areca caliso*, i, 147.  
     *Areca catechu*, i, 144.  
     *Areca ipot*, i, 148.  
     *Heterospathe elata*, i, 210.  
     *Oncosperma* spp., i, 231, 232.  
     *Pinanga* spp., i, 236.  
 Buyobúyo, see *Piper betle*.  
 Buyo-búyo, see *Piper retrofractum*.  
 Buyón, see *Mussaenda philippica*.

## C

**Cabello de ángel**, see *Quamoclit pinnata*.

**Cabo negro**, see *Arenga pinnata*.

**Cacao**, see *Theobroma cacao*.

**Caesalpinia crista**:

Distribution, i, 24; iii, 189.

Local names, iii, 189.

Medicinal, iii, 189.

**Caesalpinia nuga**:

Distribution, i, 24, 101.

**Caesalpinia sappan**:

Description and distribution, ii, 391.

Local names, ii, 389.

Dye, ii, 389.

Hedge plant, ii, 391.

Medicinal, iii, 67.

**Calabaza blanca**, see *Lagenaria leucantha*.

**Calamus arugada**:

Description, i, 175.

**Calamus bicolor**:

Description, i, 178.

**Calamus blancoi**:

Description, i, 178.

**Calamus cumingianus**:

Description, i, 174.

**Calamus diephenhorstii**:

Description, i, 174.

**Calamus dimorphacanthus**:

Description, i, 178.

**Calamus discolor**:

Description, i, 174.

**Calamus elmerianus**:

Description, i, 176.

**Calamus filisphadiæ**:

Description, i, 174.

**Calamus foxworthyi**:

Description, i, 174.

**Calamus grandifolius**:

Description, i, 175.

**Calamus halconensis**:

Description, i, 178.

**Calamus jenningsianus**:

Description, i, 175.

**Calamus manillensis**:

Description, i, 175.

**Calamus maximus**:

Description, i, 174.

**Calamus megaphyllus**:

Description, i, 176.

**Calamus melanorhynchus**:

Description, i, 173.

**Calamus merrillii**, see *Calamus maxima*.

**Calamus meyenianus**:

Description, i, 173.

**Calamus microcarpus**:

Description, i, 178.

**Calamus microsphaerion**:

Description, i, 177.

**Calamus mindorensis**:

Description, i, 175.

**Calamus mitis**:

Description, i, 176.

**Calamus mollis**, see *Calamus usitatus*.

**Calamus moseleyanus**:

Description, i, 175.

**Calamus multinervis**:

Description, i, 175.

**Calamus oil**:

*Acorus calamus*, ii, 181.

**Calamus ornatus**:

Description, i, 174.

Figure, i, 165.

**Calamus ramulosus**:

Description, i, 177.

**Calamus reyesianus**:

Description, i, 176.

**Calamus samian**:

Description, i, 176.

**Calamus simphysipus**:

Description, i, 174.

**Calamus siphonospathus**:

Description, i, 177, 178.

**Calamus spinifolius**:

Description, i, 176.

**Calamus spp.**

Conspectus of the species, i, 173.

Description, i, 158, 160.

Distribution, i, 135, 158, 160.

Figure, i, 159, 169.

Uses, i, 160.

Quality and grade, i, 170.

Supply, i, 162.

Utilization and export, i, 168.

**Calamus trispermus**:

Description, i, 175.

**Calamus vidalianus**:

Description, i, 177.

**Calamus vinosus**:

Description, i, 175.

**Calamus viridissimus**:

Description, i, 176.

**Calamus usitatus**:

Description, i, 173.

Figure, i, 161, 163.

**Calanthe veratrifolia**:

Description and distribution, iii, 14.

Local names, iii, 14.

Ornamental, iii, 14.

**Callicarpa cana**:

Fish poison, iii, 82.

**Callicarpa caudata**:

Distribution, iii, 229.

Local names, iii, 229.

Medicinal, iii, 229.

**Callicarpa erioclona**:

Distribution, iii, 229.

Local names, iii, 229.

Fish poison, iii, 82.

Medicinal, iii, 229.

**Callicarpa formosana**:

Distribution, iii, 229.

Local names, iii, 229.

Fish poison, iii, 81.

Medicinal, iii, 229.

**Calonyction muricatum**:

Local name, iii, 225.

Medicinal, iii, 225.

**Calophyllum blancoi**:

Description and distribution, ii, 400.

Local names, ii, 400.

- Calophyllum blancoi*—Continued.  
Dye, ii, 400.  
Medicinal, iii, 212.
- Calophyllum inophyllum*:  
Description and distribution, ii; 159.  
Figure, ii, 157.  
Local names, ii, 156.  
Bitáog oil, ii, 158.  
Confection containers, ii, 340.  
Medicinal, iii, 212.  
Planting, ii, 159.  
Tannin, iii, 94.
- Calotropis gigantea*:  
Distribution, iii, 224.  
Local name, iii, 224.  
Medicinal, iii, 224.
- Camagón**, see *Diospyros discolor*.
- Campanelo, see *Thevetia peruviana*.
- Campanero, see *Allamanda cathartica*.
- Campanero, see *Thevetia peruviana*.
- Campanilla, see *Allamanda cathartica*.
- Campanilla azul, see *Ipomoea hederacea*.
- Camphor:  
*Blumea balsamifera*, ii, 222.
- Camptostemon philippinense*:  
Description, i, 42.  
Figure, i, 41.  
Local names, i, 40.  
Firewood, i, 42.
- Canarium odoratum*:  
Description and distribution, ii, 200.  
Figure, ii, 191, 193.  
Local names, ii, 189.  
Adulterants of oil, ii, 197.  
Classification of oil, ii, 194.  
Composition of oil, ii, 198.  
Distillation, ii, 192, 196.  
Exports of oil, ii, 190.  
Extraction with solvents, ii, 196.  
Growth, ii, 198.  
Ilang-ilang oil, ii, 189.  
Manufacture of oil, ii, 190.  
Planting, ii, 198.
- Canarium luzonicum*:  
Description and distribution, ii, 48.  
Figure, ii, 41, 43.  
Local names, ii, 40.  
Analysis and distillation of Manila elemi, ii, 45-48.  
Export of Manila elemi, ii, 42.  
Food, ii, 239, 300.  
Method of tapping, ii, 44.  
Medicinal, iii, 196.  
Tannin, iii, 94.  
Uses of Manila elemi, ii, 42.
- Canarium ovatum*:  
Description and distribution, ii, 117.  
Figure, ii, 115.  
Local names, ii, 114.  
Confection, ii, 302.  
Food, ii, 302.  
Pili-nut oil, ii, 114.
- Canarium villosum*:  
Description and distribution, ii, 50.  
Figure, ii, 51.  
Local names, ii, 49.
- Canarium villosum*—Continued.  
Analysis of resin, ii, 49.  
Medicinal, iii, 196.  
Uses of resin, ii, 49.
- Canarium williamsii*:  
Description and distribution, ii, 302.  
Figure, ii, 301.  
Local name, ii, 302.  
Food, ii, 302.
- Candles:  
*Cocos nucifera*, ii, 93.  
*Elaeis guineensis*, ii, 103.  
*Hernandia ovigera*, ii, 103.  
*Jatropha curcas*, ii, 140.  
*Pongamia pinnata*, ii, 111.  
*Shorea balangeran*, ii, 160.  
*Shorea borneensis*, ii, 160.
- Canela, see *Cinnamomum mercadoi*.
- Canela, see *Cinnamomum mindanaense*.
- Canes, see Walking sticks.
- Canna, see *Canna indica*.
- Canna indica*:  
Distribution, iii, 178.  
Local names, iii, 178.  
Medicinal, iii, 178.
- Cannaceae**:  
Medicinal plants, iii, 178.
- Canscora diffusa*:  
Distribution, iii, 221.  
Local names, iii, 221.  
Medicinal, iii, 221.
- Caña-bojo, see *Schizostachyum lumampao*.
- Caña espina, see *Bambusa spinosa*.
- Caña-fistula, see *Cassia fistula*.
- Caña-pistula, see *Cassia fistula*.
- Capparidaceae**:  
Food plants, ii, 282.  
Medicinal plants, iii, 188.
- Capparis horrida*:  
Description and distribution, ii, 282.  
Local names, ii, 282.  
Food, ii, 282.  
Medicinal, iii, 188.
- Capparis micracantha*:  
Description and distribution, ii, 284.  
Local names, ii, 282.  
Food, ii, 284.  
Medicinal, iii, 188.
- Caprifoliaceae**:  
Fiber plants, i, 409.
- Capsicum frutescens*:  
Description and distribution, ii, 374.  
Local names, ii, 373.  
Condiment, ii, 374.  
Dye, ii, 404.  
Medicinal, iii, 72.
- Capsicum minimum*, see *Capsicum frutescens*.
- Cardboard (substitute for):  
*Areca catechu*, i, 144.
- Cardiospermum halicacabum*:  
Distribution, iii, 203.  
Local names, iii, 203.  
Medicinal, iii, 203.
- Caricaceae**:  
Medicinal plants, iii, 213.

- Carica papaya*:  
 Distribution, iii, 213.  
 Local names, iii, 213.  
 Medicinal, iii, 213.
- Carriers' poles:  
*Livistona cochinchinensis*, i, 216.  
*Livistona rotundifolia*, i, 216.
- Carum copticum*:  
 Distribution, iii, 218.  
 Local names, iii, 218.  
 Medicinal, iii, 218.
- Caryota cumingii*:  
 Description, i, 180, 182.  
 Distribution, i, 182.  
 Local names, i, 182.  
 Uses, i, 182.
- Caryota majestica*, i, 180.  
*Caryota merrillii*, i, 180.
- Caryota mitis*:  
 Description, i, 180.  
 Distribution, i, 182.  
 Local names, i, 182.  
 Ornamental, i, 182.
- Caryota rumphiana*:  
 Description, i, 180.  
 Figure, i, 179, 181, 183.  
 Local names, i, 182.  
 Ornamental, i, 182.
- Caryota* spp.:  
 Alcoholic drink, ii, 252.  
 Starch, ii, 252.
- Caryota urens*, i, 243.
- Cashew nut, see *Anacardium occidentale*.
- Cashew-nut oil:  
*Anacardium occidentale*, ii, 146.
- Cassava, see *Manihot utilisima*.
- Cassia alata*:  
 Distribution, iii, 190.  
 Local names, iii, 190.  
 Medicinal, iii, 190.
- Cassia fistula*:  
 Distribution, iii, 190.  
 Local names, iii, 190.  
 Medicinal, iii, 190.
- Cassia mimosoides*:  
 Distribution, iii, 190.  
 Local names, iii, 190.  
 Medicinal, iii, 190.
- Cassia occidentalis*:  
 Distribution, iii, 190.  
 Local names, iii, 190.  
 Medicinal, iii, 190.
- Cassia sophera*:  
 Distribution, iii, 190.  
 Local names, iii, 190.  
 Medicinal, iii, 190.
- Cassia tora*:  
 Distribution, iii, 191.  
 Local names, iii, 191.  
 Medicinal, iii, 191.
- Cassie flower, see *Acacia farnesiana*.
- Cassie-flower oil:  
*Acacia farnesiana*, ii, 204.
- Castañas, see *Anacostea luzoniensis*.
- Castanopsis philippensis*:  
 Description and distribution, ii, 260.  
 Figure, ii, 261.  
 Local names, ii, 260.  
 Food, ii, 260.
- Castor oil:  
*Ricinus communis*, ii, 143.
- Castor-oil plant, see *Ricinus communis*.
- Casuarinaceae:  
 Medicinal plants, iii, 179.
- Casuarina equisetifolia*:  
 Distribution, iii, 179.  
 Local names, iii, 179.  
 Medicinal, iii, 179.
- Cat-tail, see *Typha angustifolia*.
- Cattle food:  
*Ceiba pentandra*, ii, 150.  
*Sesamum orientale*, ii, 168.
- Caulking:  
*Arenga pinnata*, i, 150.  
*Caryota cumingii*, i, 182.  
*Caryota majestica*, i, 182.  
*Caryota merrillii*, i, 182.  
*Caryota mitis*, i, 182.  
*Caryota rumphiana*, i, 182.  
*Cocos nucifera*, i, 184.
- Caulking material:  
*Agathis alba*, ii, 20.  
*Anisoptera thurifera*, ii, 52.  
*Canarium luzonicum*, ii, 42.  
*Canarium villosum*, ii, 49.  
*Dipterocarpus grandiflorus*, ii, 54.  
*Dipterocarpus vernicifluus*, ii, 62.
- Cebollas del monte, see *Geodorum nutans*.
- Ceiba pentandra*:  
 Description and distribution, i, 394; ii, 152, 154.  
 Figure, ii, 151.  
 Local names, i, 394; ii, 150.  
 Fiber, i, 394.  
 Kápok oil, ii, 152.  
 Medicinal, iii, 210.
- Celastraceae:  
 Medicinal plants, iii, 202.  
 Oils, ii, 147.
- Celastrus paniculata*:  
 Description and distribution, ii, 147; iii, 202.  
 Local names, iii, 202.  
 Medicinal, iii, 202.  
 Oil, ii, 147.
- Celery, see *Apium graveolens*.
- Celosia argentea*:  
 Distribution, iii, 184.  
 Local names, iii, 184.  
 Medicinal, iii, 184.
- Centella asiatica*:  
 Description and distribution, iii, 69.  
 Local names, iii, 69.  
 Medicinal, iii, 69, 218.
- Centipeda minima*:  
 Distribution, iii, 244.  
 Local names, iii, 244.  
 Medicinal, iii, 244.

- Cephalostachyum mindorensis*:  
Description and distribution, i, 260.  
Figure, i, 288.  
Local name, i, 260.
- Cerbera manghas*:  
Description and distribution, i, 76.  
Figure, i, 79.  
Local names, i, 76.  
Illuminant, ii, 168.  
Medicinal, iii, 222.
- Cerbera odollam*, see *Cerbera manghas*.
- Ceréza, see *Muntingia calabura*.
- Ceriops candolleana*, see *Ceriops tagal*.
- Ceriops roxburghiana*:  
Description, i, 60, 62.  
Distribution, i, 22.  
Figure, i, 63, 64.  
Local names, i, 62.  
Dye, i, 122.  
Tannin, i, 121-124.  
Timber, i, 62.
- Ceriops tagal*:  
Description, i, 60, 62.  
Distribution, i, 22.  
Local names, i, 60.  
Dye, i, 122.  
Firewood, i, 112-114.  
Stands, i, 86-99.  
Tannin, i, 119-124.  
Timber, i, 60.
- Cha, see *Ehretia microphylla*.
- Cha, see *Guioa koelreuteria*.
- Chacháhan, see *Lippia nodiflora*.
- Chaetospermum glutinosum*:  
Distribution, iii, 193.  
Local names, iii, 193.  
Medicinal, iii, 193.
- Chairs:  
*Calamus* spp., i, 158.  
*Daemonorops* spp., i, 205.  
*Korthalsia* spp., i, 212.  
*Schizostachyum diffusum*, i, 264.
- Champáka, see *Michelia champaca*.
- Champaka oil:  
*Michelia champaca*, ii, 185.
- Champákang-pulá, see *Michelia champaca*.
- Champákang-putí, see *Michelia longiflora*.
- Champakang-puti oil:  
*Michelia longiflora*, ii, 188.
- Chanang, see *Bixa orellana*.
- Chang-bató, see *Canscora diffusa*.
- Chang-gúbat, see *Ehretia microphylla*.
- Charcoal:  
*Cocos nucifera*, i, 184.
- Chengam, see *Scyphiphora hydrophyllacea*.
- Chenopodiaceae**:  
Medicinal plants, iii, 67, 183.
- Chenopodium ambrosioides*:  
Description and distribution, iii, 67, 183.  
Local names, iii, 67, 183.  
Medicinal, iii, 67, 183.
- Chewing gum:  
*Artocarpus cumingiana*, ii, 70.  
*Artocarpus elastica*, ii, 70.
- Chichiríca, see *Lochnera rosea*.
- Chicle gum:  
*Achras sapota*, ii, 73.
- Chíco, see *Achras sapota*.
- Chile-manúk, see *Asclepias curassavica*.
- Chile pepper, see *Capsicum frutescens*.
- China grass, see *Boehmeria nivea*.
- Chipúbu, see *Artocarpus communis*.
- Chisocheton cumingianus*:  
Description and distribution, ii, 118.  
Figure, ii, 119.  
Local names, ii, 117.  
Balukanag oil, ii, 117.
- Chisocheton pentandrus*:  
Description and distribution, ii, 118.  
Figure, ii, 121.  
Local names, ii, 118.  
Hair cosmetic, ii, 118.  
Medicinal, iii, 196.
- Chloranthaceae**:  
Medicinal plants, iii, 180.
- Chloranthus brachystachys*:  
Distribution, iii, 180.  
Local names, iii, 180.  
Medicinal, iii, 180.
- Chocolate, adulterant:  
*Anacardium occidentale*, ii, 146.  
*Canarium ovatum*, ii, 114.
- Chonemorpha elastica*:  
Description and distribution, ii, 84.  
Figure, ii, 85, 86.  
Local names, ii, 84.  
Analysis of rubber, ii, 84.  
Collection of rubber, ii, 84.
- Chrysalidocarpus lutescens*, i, 243.
- Chrysanthemum**, see *Chrysanthemum indi-*  
*cum*.
- Chrysanthemum indicum*:  
Distribution, iii, 244.  
Local names, iii, 244.  
Medicinal, iii, 244.
- Cibotium barametz*:  
Description and distribution, iii, 65.  
Local name, iii, 65.  
Medicinal, iii, 65.
- Cicca acida*:  
Description and distribution, ii, 310.  
Figure, ii, 311.  
Local names, ii, 310.  
Food, ii, 310.  
Medicinal, iii, 198.
- Cinamómo, see *Lawsonia inermis*.
- Cinco-lagas, see *Pseuderanthemum pulchellum*.
- Cinco-lagas na putí, see *Rhinacanthus nasuta*.
- Cinnamomum iners**:  
Description and distribution, ii, 200.  
Figure, ii, 199.  
Local names, ii, 200.  
Cinnamon, ii, 200.  
Cinnamon substitute, ii, 282.
- Cinnamomum mercadoi*:  
Description and distribution, ii, 202.  
Figure, ii, 201.  
Local names, ii, 200.  
Kaliñgag oil, ii, 202.  
Medicinal, iii, 187.

- Cinnamomum mindanaense*:  
Medicinal, iii, 187.
- Ciprés, see *Leucaena glauca*.
- Ciruélas, see *Spondia purpurea*.
- Cissampelos pareira*:  
Distribution, iii, 186.  
Local names, iii, 186.  
Medicinal, iii, 186.
- Cissus quadrangularis*:  
Distribution, iii, 206.  
Local names, iii, 206.  
Medicinal, iii, 206.
- Cissus repens*:  
Description and distribution, i, 379.  
Local names, i, 379.  
Fiber, i, 379.
- Citronella oil:  
*Andropogon nardus*, ii, 176.
- Citrus hystrix*:  
Description and distribution, ii, 210.  
Figure, ii, 211.  
Local names, ii, 208.  
Food, ii, 296.  
Oil, ii, 210.
- Citrus maxima*:  
Distribution, iii, 193.  
Local names, iii, 193.  
Medicinal, iii, 193.
- Citrus micrantha*:  
Description and distribution, ii, 212.  
Figure, ii, 213.  
Local name, ii, 210.  
Samúyan oil, ii, 210.  
Shampoo, ii, 212.
- Citrus* sp.:  
Description, ii, 212.  
Local names, ii, 212.  
Shampoo, ii, 212.
- Clausena anisum-olens*:  
Description and distribution, ii, 214.  
Figure, ii, 215.  
Local names, ii, 212.  
Anisado ingredient, ii, 214.  
Medicinal, iii, 194.  
Oil, i, 214.
- Clerodendron bethuneanum*:  
Distribution, iii, 229.  
Local names, iii, 229.  
Medicinal, iii, 229.
- Clerodendron cumingianum*:  
Distribution, iii, 229.  
Local names, iii, 229.  
Medicinal, iii, 229.
- Clerodendron inerme*:  
Distribution, iii, 229.  
Local names, iii, 229.  
Medicinal, iii, 229.
- Clerodendron intermedium*:  
Distribution, iii, 230.  
Local names, iii, 230.  
Medicinal, iii, 230.
- Clerodendron macrostegium*:  
Distribution, iii, 230.  
Local names, iii, 230.  
Medicinal, iii, 230.
- Clerodendron minahassae*:  
Distribution, iii, 230.  
Local names, iii, 230.  
Medicinal, iii, 230.
- Clerodendron quadriloculare*:  
Distribution, iii, 230.  
Local names, iii, 230.  
Medicinal, iii, 230.
- Coccothrinax garberi*, i, 243.
- Coco, see *Cocos nucifera*.
- Coconut oil:  
*Cocos nucifera*, ii, 93.
- Coconut palm, see *Cocos nucifera*.
- Cocos nucifera*:  
Distribution, i, 184; iii, 173.  
Figure, i, 128, 185, 186, 187, 189, 191, 193; ii, 95, 97, 99, 101.  
Local names, i, 184.  
Age of nuts, ii, 96.  
Alcoholic drink, i, 188.  
Analysis of copra and copra cake, ii, 102.  
Charcoal, i, 188.  
Constants of oil, ii, 102.  
Demand for oil, ii, 94.  
Deterioration of oil, ii, 98.  
Export of oil, ii, 96.  
Fiber, i, 190, 192.  
Food, ii, 252.  
Medicinal, iii, 173.  
Method of obtaining oil, ii, 93.  
Moulds of copra, ii, 93.  
Oil cake, i, 184, 188.  
Sugar, i, 190.  
Tensile strength, i, 322.  
Uses, i, 184.  
Uses of oil, ii, 93.  
Vinegar, i, 190.
- Cocos plumosa*, i, 184.
- Cocotero, see *Cocos nucifera*.
- Coelococcus amicarum*, i, 192.
- Coix lachryma-jobi*:  
Distribution, i, 339; iii, 170.  
Local names, i, 339.  
Beads, i, 339.  
Medicinal, iii, 170.
- Coix lachryma-jobi* var. *ma-yuen*:  
Description and distribution, ii, 248.  
Local name, ii, 248.  
Fermented drink, ii, 250.  
Food, ii, 250.
- Coldenia procumbens*:  
Distribution, iii, 227.  
Local names, iii, 227.  
Medicinal, iii, 227.
- Coleus amboinicus*:  
Distribution, iii, 232.  
Local names, iii, 232.  
Medicinal, iii, 232.
- Coleus blumei*:  
Distribution, iii, 232.  
Local names, iii, 232.  
Medicinal, iii, 232.
- Collybia albuminosa*:  
Description, iii, 136.  
Distribution, iii, 136.

- Collybia albuminosa*—Continued.  
 Figure, iii, 139.  
 Edible fungi, iii, 136.
- Colubrina asiatica*:  
 Distribution, iii, 205.  
 Local names, iii, 205.  
 Medicinal, iii, 205.
- Columbia blancoi*:  
 Description and distribution, i, 381.  
 Local names, i, 381.  
 Rope, i, 381.  
 Tensile strength, i, 321.
- Columbia lanceolata*:  
 Description and distribution, i, 381.  
 Local names, i, 381.  
 Rope, i, 381.
- Columbia mollis*:  
 Description and distribution, i, 382.  
 Local names, i, 382.  
 Rope, i, 382.
- Columbia serratifolia*:  
 Description and distribution, i, 382.  
 Local names, i, 382.  
 Dimensions of bast fibers, i, 322.  
 Dye, i, 382; ii, 399.  
 Fiber, i, 382.
- Columella trifolia*:  
 Distribution, iii, 206.  
 Local names, iii, 206.  
 Medicinal, iii, 206.
- Combretaceae**:  
 Dyes, ii, 402.  
 Food plants, ii, 352.  
 Mangrove swamps, i, 68.  
 Medicinal plants, iii, 215.  
 Oils, ii, 162.
- Commelina benghalensis*:  
 Distribution, iii, 174.  
 Local names, iii, 174.  
 Medicinal, iii, 174.
- Commelinaceae**:  
 Medicinal plants, iii, 174.
- Commersonia bartramia*:  
 Description and distribution, i, 396.  
 Local names, i, 396.  
 Rope, i, 396.  
 Tensile strength, i, 321.
- Common gourd**, see *Lagenaria leucantha*.
- Common pandan**, see *Pandanus tectorius*.
- Compositae**:  
 Food plants, ii, 376.  
 Mangrove swamps, i, 84.  
 Medicinal plants, iii, 75, 248.  
 Oils, iii, 222.  
 Poisonous plants, iii, 82.
- Condiment**:  
*Andropogon citratus*, ii, 174.  
*Curcuma longa*, ii, 182.  
*Zingiber officinale*, ii, 184.
- Confection**:  
*Canarium ovatum*, ii, 114.  
*Zingiber officinale*, ii, 184.
- Connaraceae**:  
 Fiber plants, i, 376.  
 Poisonous plants, iii, 79.
- Conocephalus violaceus*:  
 Description, ii, 266.  
 Local names, ii, 266.  
 Drinking water, ii, 266.
- Consuelda**, see *Euphorbia tirucalli*.
- Convolvulaceae**:  
 Fiber plants, i, 408.  
 Food plants, ii, 372.  
 Medicinal plants, iii, 70, 225.
- Cooking oil**:  
*Artocarpus elastica*, ii, 70, 72.  
*Canarium ovatum*, ii, 114.  
*Cocos nucifera*, ii, 93.  
*Isoptera borneensis*, ii, 160.  
*Moringa oleifera*, ii, 104.  
*Ocimum basilicum*, ii, 217.  
*Shorea balangeran*, ii, 160.  
*Terminalia catappa*, ii, 164.  
*Sterculia foetida*, ii, 154.  
*Tamarindus indica*, ii, 112.
- Coprinus ater*:  
 Description, iii, 117.  
 Edible fungi, iii, 117.
- Coprinus bryanti*:  
 Description, iii, 117.  
 Edible fungi, iii, 117.
- Coprinus concolor*:  
 Description, iii, 117.  
 Local name, iii, 118.  
 Edible fungi, iii, 117.
- Coprinus confertus*:  
 Description, iii, 118.  
 Figure, iii, 119.  
 Edible fungi, iii, 118.
- Coprinus deliquescens*:  
 Description, iii, 118.  
 Edible fungi, iii, 118.
- Coprinus fimbriatus*:  
 Figure, iii, 123.
- Coprinus flos-lactis*:  
 Description, iii, 118.  
 Edible fungi, iii, 118.
- Coprinus friesii*:  
 Figure, iii, 123.  
 Edible fungi, iii, 122.
- Coprinus nebulosus*:  
 Edible fungi, iii, 122.
- Coprinus ornatus*:  
 Description, iii, 120.  
 Edible fungi, iii, 120.
- Coprinus plicatilis*:  
 Description, iii, 120.  
 Edible fungi, iii, 120.
- Coprinus pseudo-plicatus*:  
 Description, iii, 121.  
 Edible fungi, iii, 121.
- Coprinus revolutus*:  
 Description, iii, 121.  
 Edible fungi, iii, 121.
- Coprinus rimosus*:  
 Description, iii, 121.  
 Edible fungi, iii, 121.
- Coprinus stercorarius*:  
 Description, iii, 121.  
 Edible fungi, iii, 121.



- Coprinus volutus* :  
Description, iii, 122.  
Edible fungi, iii, 122.
- Corchorus acutangulus* :  
Distribution, iii, 207.  
Local names, iii, 207.  
Medicinal, iii, 207.
- Corchorus capsularis* :  
Description and distribution, i, 382.  
Local names, i, 382.  
Fiber, i, 382.  
Medicinal, iii, 207.
- Corchorus olitorius* :  
Description and distribution, i, 383.  
Local names, i, 383.  
Fiber, i, 383.  
Food, ii, 332.  
Medicinal, iii, 207.  
Tensile strength, i, 321.
- Cordage** :  
*Abroma fastuosa*, i, 395.  
*Abrus precatorius*, i, 378.  
*Agelaea everettii*, i, 376.  
*Allaeanthus glaber*, i, 368.  
*Alphitonia excelsa*, i, 380.  
*Amomum* sp., i, 365.  
*Anamirta cocculus*, i, 375.  
*Artocarpus communis*, i, 369.  
*Artocarpus integra*, i, 370.  
*Bauhinia cumingiana*, i, 379.  
*Boehmeria nivea*, i, 373.  
*Bombax ceiba*, i, 392.  
*Bombycidendron vidalianum*, i, 386.  
*Columbia blancoi*, i, 381.  
*Columbia lanceolata*, i, 381.  
*Columbia mollis*, i, 382.  
*Commersonia bartramia*, i, 396.  
*Corchorus capsularis*, i, 382.  
*Corchorus olitorius*, i, 383.  
*Cordia cumingiana*, i, 409.  
*Cordia myxa*, i, 409.  
*Cyperus malaccensis*, i, 346.  
*Donax cannaeformis*, i, 365.  
*Elaeocarpus calomala*, i, 381.  
*Ficus benjamina*, i, 372.  
*Ficus forstenii*, i, 372.  
*Ficus pachyphylla*, i, 372.  
*Ficus palawanensis*, i, 373.  
*Flagellaria indica*, i, 356.  
*Gnetum gnemon*, i, 328.  
*Gnetum indicum*, i, 328.  
*Gnetum* sp., i, 330.  
*Goniothalamus amuyon*, i, 375.  
*Grewia acuminata*, i, 384.  
*Grewia bilamellata*, i, 384.  
*Grewia eriocarpa*, i, 384.  
*Grewia multiflora*, i, 385.  
*Helicteres hirsuta*, i, 396.  
*Hibiscus tiliaceus*, i, 387.  
*Ichnocarpus ovatifolius*, i, 406.  
*Ischaemum angustifolium*, i, 340.  
*Kleinhovia hospita*, i, 397.  
*Lonicera philippinensis*, i, 409.  
*Maesa cumingii*, i, 406.  
*Malachra capitata*, i, 387.
- Cordage—Continued.**  
*Malachra fasciata*, i, 388.  
*Malaisia scandens*, i, 373.  
*Melochia umbellata*, i, 397.  
*Muntingia calabura*, i, 385.  
*Parameria philippinensis*, i, 407.  
*Phaeanthus ebracteolatus*, i, 376.  
*Phaleria cumingii*, i, 403.  
*Phaleria perrottetiana*, i, 403.  
*Polyalthia flava*, i, 376.  
*Pongamia pinnata*, i, 379.  
*Pterocymbium tinctorium*, i, 398.  
*Pterospermum diversifolium*, i, 398.  
*Pterospermum niveum*, i, 400.  
*Raphidophora* spp., i, 356.  
*Roura volubilis*, i, 378.  
*Sapindus saponaria*, i, 380.  
*Sida acuta*, i, 390.  
*Sida cordifolia*, i, 390.  
*Sida mysorensis*, i, 390.  
*Sida rhombifolia*, i, 391.  
*Stenochlaena palustris*, i, 323.  
*Sterculia crassiramea*, i, 400.  
*Sterculia cuneata*, i, 400.  
*Sterculia foetida*, i, 401.  
*Sterculia luzonica*, i, 401.  
*Sterculia oblongata*, i, 401.  
*Sterculia philippinensis*, i, 402.  
*Sterculia stipularis*, i, 402.  
*Streptocaulon baumii*, i, 408.  
*Strychnos multiflora*, i, 406.  
*Thespesia lampas*, i, 391.  
*Trema orientalis*, i, 366.  
*Triumfetta bartramia*, i, 386.  
*Typha angustifolia*, i, 330.  
*Urceola imberbis*, i, 407.  
*Urena lobata*, i, 391.  
*Wikstroemia* spp., i, 403.
- Cordia cumingiana** :  
Description and distribution, i, 409.  
Local names, i, 409.  
Rope, i, 409.  
Tensile strength, i, 321.
- Cordia myxa** :  
Description and distribution, i, 409.  
Local names, i, 409.  
Medicinal, iii, 227.  
Paste, i, 88.  
Rope, i, 409.  
Tensile strength, i, 321.
- Cordula argus** :  
Description and distribution, iii, 14.  
Ornamental, iii, 14.
- Cordula philippinensis** :  
Description and distribution, iii, 18.  
Ornamental, iii, 18.
- Coriander**, see *Coriandrum sativum*.
- Coriandrum sativum** :  
Distribution, iii, 218.  
Local names, iii, 218.  
Medicinal, iii, 218.
- Cork substitute** :  
*Sonneratia caseolaris*, i, 48.
- Corn**, see *Zea mays*.
- Coronitas**, see *Asclepias curassavica*.
- Coronitas**, see *Lantana camara*.

- Cortinarius* spp.:  
Description, iii, 126.  
Edible fungi, iii, 126.
- Cortinellus shiitake*:  
Figure, iii, 107.  
Cultivation, iii, 104.  
Importation, iii, 104.
- Corypha elata*:  
Description, i, 192.  
Distribution, i, 185, 196.  
Figure i, 195, 197, 199, 201, 208.  
Local names, i, 192.  
Alcoholic drink, i, 202.  
Beads, i, 194.  
Buttons, i, 194.  
Dimensions of fiber, i, 422.  
Fiber i, 198.  
Food, ii, 252.  
Medicinal, iii, 173.  
Paper, i, 421.  
Stand, i, 194, 196.  
Starch, i, 205.  
Sugar, i, 204.  
Sweetmeat, i, 194.  
Syrup, i, 194.  
Tensile strength, i, 322.  
Uses, i, 194.  
Vinegar, ii, 252.
- Costus speciosus*:  
Distribution, iii, 177.  
Local names, iii, 177.  
Medicinal, iii, 177.
- Cotton-seed oil substitute:  
*Ceiba pentandra*, ii, 150.
- Cotton tree, see *Ceiba pentandra*.
- Cradles:  
*Rhaphidophora* spp., i, 356.
- Crataeva religiosa*:  
Distribution, iii, 188.  
Local names, iii, 188.  
Medicinal, iii, 188.
- Cratoxylon blancoi*:  
Distribution, iii, 212.  
Local names, iii, 212.  
Medicinal, iii, 212.
- Crescentia alata*:  
Distribution, iii, 236.  
Local names, iii, 236.  
Medicinal, iii, 236.
- Crinum asiaticum*:  
Distribution, iii, 176.  
Local names, iii, 176.  
Medicinal, iii, 176.
- Crossostephium chinense*:  
Distribution, iii, 244.  
Local name, iii, 244.  
Medicinal, iii, 244.
- Croton oil:  
*Croton tiglium*, ii, 138.
- Croton-oil plant, see *Croton tiglium*.
- Croton tiglium*:  
Description and distribution, ii, 138.  
Figure, ii, 139.  
Local names, ii, 138.  
Croton oil, ii, 138.
- Croton tiglium*—Continued.  
Fish poison, iii, 80.  
Medicinal, iii, 68, 198.
- Cubilia blancoi*:  
Description and distribution, ii, 322.  
Local names, ii, 322.  
Food, ii, 322.
- Cucurbitaceae*:  
Food plants, ii, 375.  
Medicinal plants, iii, 241.
- Culantrillo, see *Adiantum philippense*.  
Culantrillo, see *Asplenium macrophyllum*.  
Culantro, see *Coriandrum sativum*.
- Cunoniaceae*:  
Tannins, iii, 93.
- Curculigo recurvata*:  
Description and distribution, i, 364.  
Local name, i, 362.  
Fiber, i, 362.
- Curculigo orchiooides*:  
Distribution, iii, 176.  
Local names, iii, 176.  
Medicinal, iii, 176.
- Curcuma longa*:  
Description and distribution, ii, 183.  
Local names, ii, 182.  
Condiment, ii, 259.  
Dye, ii, 385.  
Food, ii, 182.  
Food coloring, ii, 259.  
Medicinal, iii, 177.  
Oil, ii, 182.
- Curcuma zedoaria*:  
Description and distribution, ii, 184.  
Local names, ii, 183.  
Medicinal, ii, 183; iii, 66.  
Oil, ii, 183.  
Perfume, ii, 183.  
Zedoary, ii, 183.
- Cushions:  
*Schizostachyum lima*, i, 264.
- Cyatheaaceae*:  
Medicinal plants, iii, 65.  
Tree fern trunks, iii, 96.
- Cyathea* spp.  
Distribution, iii, 96.  
Local names, iii, 96.  
Uses, iii, 96.
- Cyathocalyx globosus*:  
Description, ii, 280.  
Figure, ii, 279.  
Local names, ii, 280.  
Areca nut substitute, ii, 280.
- Cycadaceae*:  
Food plants, ii, 241.  
Medicinal plants, iii, 168.  
Ornamental plants, iii, 12.
- Cycas rumphii*:  
Description and distribution, ii, 244.  
Figure, ii, 245.  
Local names, ii, 241.  
Food, ii, 241.  
Medicinal, iii, 168.  
Ornamental, iii, 12.
- Cymbidium*:  
Distribution, i, 24.

- Cynodon dactylon*:  
 Distribution, iii, 170.  
 Local names, iii, 170.  
 Medicinal, iii, 170.
- Cyperaceae:**  
 Fiber plants, i, 346.  
 Food plants, ii, 250.
- Cyperus malaccensis*:  
 Description and distribution, i, 26, 348.  
 Figure, i, 349, 350.  
 Local names, i, 346.  
 Fiber, i, 346.
- Cyperus radiatus*:  
 Description and distribution, i, 348.  
 Local names, i, 348.  
 Fiber, i, 348.
- Cypress vine, see *Quamoclit pinnata*.**
- Cyrtosperma merkusii*:  
 Description and distribution, ii, 254.  
 Local names, ii, 254.  
 Food, ii, 254.  
 Medicinal, iii, 173.
- Cyrtostachys lalaka*, i, 243.
- D**
- Dadayem, see *Bidens pilosa*.  
 Dadiñgau, see *Agathis alba*.  
 Dadúngo, see *Agathis alba*.  
*Daemonorops affinis*, i, 208.  
*Daemonorops clemensianus*, i, 206.  
*Daemonorops curranii*, i, 208.  
*Daemonorops gaudichaudii*, see *Daemonorops mollis*.  
*Daemonorops gracilis*, i, 208.  
*Daemonorops loherianus*, i, 206.  
*Daemonorops margaritae*, i, 206.  
*Daemonorops mollis*:  
 Description, i, 208.  
 Figure, i, 207.  
*Daemonorops ochrolepis*:  
 Description, i, 206.  
*Daemonorops oligolepis*:  
 Description, i, 206.  
*Daemonorops pannosus*:  
 Description, i, 206.  
*Daemonorops pedicellaris*:  
 Description, i, 206.  
*Daemonorops* spp.:  
 Conspectus of the species, i, 206.  
 Description, i, 205.  
 Distribution, i, 135.  
*Daemonorops virescens*:  
 Description, i, 206.  
*Daemonorops urdanetanus*:  
 Description, i, 206.
- Dagailé, see *Pistia stratiotes*.  
 Dágang, see *Anisoptera thurifera*.  
 Dagingdingan, see *Euphoria didyma*.  
 Dagkalan, see *Calophyllum inophyllum*.  
 Dagkó, see *Cyperus radiatus*.  
 Dagudri, see *Acanthus ilicifolius*.  
 Dágum, see *Anisoptera thurifera*.  
 Daiamiras, see *Alaia harmsiana*.  
 Dáiang, see *Blechnum brownii*.  
 Dail, see *Tylophora brevipes*.  
 Daila, see *Rhaphidophora merrillii*.  
 Dakútung, see *Clerodendron cumingianum*.  
 Dalagita, see *Ficus payapa*.  
 Dalákan, see *Alstonia macrophylla*.  
 Dalákit, see *Ficus forstenii*.  
 Dalákit, see *Ficus payapa*.  
 Dalákit, see *Gyrinopsis cumingiana*.  
 Dalamo, see *Fleurya interrupta*.  
 Dalandáng, see *Tectona grandis*.  
 Dálau, see *Acorus calamus*.  
 Dálau, see *Curcuma longa*.  
 Daláuen, see *Litsea glutinosa*.  
*Dalbergia candenatensis*:  
 Distribution, i, 24.  
*Dalbergia cumingiana*:  
 Distribution, iii, 191.  
 Local names, iii, 191.  
 Medicinal, iii, 191.  
*Dalbergia ferruginea*:  
 Distribution, iii, 191.  
 Local names, iii, 191.  
 Medicinal, iii, 191.  
 Daldál, see *Asclepias curassavica*.  
 Daldallagni, see *Vitex trifolia*.  
 Daldallupang, see *Thespesia lampas*.  
 Daligan, see *Averrhoa carambola*.  
 Dalihan, see *Averrhoa carambola*.  
 Dalinas, see *Cyathocalyx globosus*.  
 Dalinas, see *Phaeanthus bracteolatus*.  
 Dalínsi, see *Terminalia edulis*.  
 Dalipáuen, see *Alstonia scholaris*.  
 Dalisai, see *Terminalia catappa*.  
 Dalít, see *Antiaris toxicaria*.  
 Dalít, see *Canarium villosum*.  
 Dallág, see *Grewia multiflora*.  
 Dalogdóg, see *Caesalpinia crista*.  
 Dalondón, see *Tectona grandis*.  
 Daluári, see *Acanthus ilicifolius*.  
 Dalugdóg, see *Caesalpinia crista*.  
 Dalunet, see *Mallotus philippinensis*.  
 Dalúnit, see *Trema orientalis*.  
 Dalúnót, see *Trema orientalis*.  
 Dalupan, see *Urena lobata*.  
 Dalupang, see *Abelmoschus moschatus*.  
 Dalúru-babáe, see *Lumnitzera littorea*.  
 Damarau, see *Cyathocalyx globosus*.  
 Dambohála, see *Eugenia mananquil*.  
 Damo, see *Eleusine indica*.  
 Damóng-bungkalat, see *Biophytum sensitivum*.  
 Damóng-hiya, see *Biophytum sensitivum*.  
 Damóng-kambing, see *Ageratum conyzoides*.  
 Damong-mabáho, see *Sida mysorensis*.  
 Damóng-maría, see *Artemisia vulgaris*.  
 Damóng-pailáya, see *Ageratum conyzoides*.  
 Damóng-paliás, see *Ageratum conyzoides*.  
 Damóng-sambáli, see *Blechnum brownii*.  
 Damóro, see *Carum copticum*.  
 Damóro, see *Fleurya interrupta*.  
 Damortís, see *Pithecolobium dulce*.  
 Dampalit, see *Sesuvium portulacastrum*.  
 Dampól, see *Pygeum glandulosum*.  
 Dandúlit, see *Campostemon philippinense*.  
 Danggái, see *Kingiodendron alternifolium*.  
 Dangkán, see *Calophyllum inophyllum*.  
 Dangkalan, see *Calophyllum inophyllum*.  
 Dángla, see *Vitex negundo*.  
 Danglí, see *Grewia multiflora*.

- Danglin**, see *Grewia multiflora*.  
**Danglin-ásó**, see *Helicteres hirsuta*.  
**Danglin-kalabáu**, see *Helicteres hirsuta*.  
**Dangliw**, see *Hibiscus tiliaceus*.  
**Danglóg**, see *Grewia multiflora*.  
**Danglóg**, see *Hibiscus tiliaceus*.  
**Danipai**, see *Mucuna nigricans*.  
**Danli**, see *Grewia eriocarpa*.  
**Danlóg**, see *Dipterocarpus grandiflorus*.  
**Danu**, see *Ischaemum angustifolium*.  
**Da6**, see *Dracontomelum dao*.  
**Dápiau**, see *Areca catechu*.  
**Dapiau**, see *Pinanga* spp.  
**Dápil**, see *Lepidopetalum perrottetii*.  
**Dapnit**, see *Wikstroemia ovata*.  
**Dápo**, see *Dendrobium crumenatum*.  
**Dápong-tigre**, see *Phalaenopsis schilleriana*.  
**Dapui**, see *Ardisia serrata*.  
**Darahiró**, see *Pistia stratiotes*.  
**Daraidó**, see *Pistia stratiotes*.  
**Darairó**, see *Pistia stratiotes*.  
**Dárau**, see *Acorus calamus*.  
**Darayau**, see *Pittosporum pentandrum*.  
**Daripai**, see *Ipomoea pes-caprae*.  
**Darumabi**, see *Mussaenda philippica*.  
**Darumaka**, see *Donax cannaeformis*.  
**Dasa**, see *Pandanus luzonensis*.  
**Dasigan**, see *Pinanga* spp.  
**Dátiles**, see *Leucaena glauca*.  
**Dátiles**, see *Muntingia calabura*.  
**Datura fastuosa**:  
    Distribution, iii, 234.  
    Local names, iii, 234.  
    Medicinal, iii, 234.  
**Datura fastuosa** var. *alba*:  
    Description and distribution, iii, 72.  
    Figure, iii, 73.  
    Local names, iii, 72.  
    Medicinal, iii, 72.  
**Dáuag**, see *Capparis horrida*.  
**Dáuag**, see *Capparis micracantha*.  
**Dauág**, see *Toddalia asiatica*.  
**Dausa**, see *Peristrophe bivalvis*.  
**Dáusum**, see *Euryclides amboinensis*.  
**Dayandáng**, see *Triphopetalum toxicum*.  
**Dáyap**, see *Triphasia trifoliata*.  
**Dayap-dayápan**, see *Clausena anisum-olens*.  
**Dayumáka**, see *Arenca tremula*.  
**Dayumaka**, see *Heterospatha elata*.  
**Decaspermum fruticosum**:  
    Distribution, iii, 216.  
    Local names, iii, 216.  
    Medicinal, iii, 216.  
**Dekai-dekaiang**, see *Embelia philippinensis*.  
**Demopa**, see *Euphoria didyma*.  
**Dendrobium**:  
    Distribution, i, 24.  
**Dendrobium acuminatum**:  
    Description and distribution, iii, 18.  
    Figure, iii, 17.  
    Ornamental, iii, 18.  
**Dendrobium amethystoglossum**:  
    Description and distribution, iii, 18.  
    Ornamental, iii, 18.  
**Dendrobium anosmum**:  
    Description and distribution, iii, 18.  
    Figure, iii, 19.  
    Ornamental, iii, 18.  
**Dendrobium aureum**:  
    Description and distribution, iii, 18.  
    Figure, iii, 20.  
    Local name, iii, 18.  
    Ornamental, iii, 18.  
**Dendrobium crumenatum**:  
    Description and distribution, i, 366;  
    iii, 22.  
    Figure, i, 367; iii, 21.  
    Local names, i, 365; iii, 22.  
    Fiber, i, 365.  
    Ornamental, iii, 22.  
**Dendrobium dearei**:  
    Description and distribution, iii, 22.  
    Ornamental, iii, 22.  
**Dendrobium lyonii**:  
    Description and distribution, iii, 22.  
    Figure, iii, 23.  
    Ornamental, iii, 22.  
**Dendrobium revolutum**:  
    Description and distribution, iii, 22.  
    Local name, iii, 22.  
    Ornamental, iii, 22.  
**Dendrobium sanderae**:  
    Description and distribution, iii, 24.  
    Figure, iii, 25.  
    Ornamental, iii, 24.  
**Dendrobium schuetzei**:  
    Description, iii, 24.  
    Figure, iii, 26, 27.  
    Ornamental, iii, 24.  
**Dendrobium taurinum**:  
    Description and distribution, iii, 24.  
    Figure, iii, 28, 29.  
    Ornamental, iii, 24.  
**Dendrocalamus curranii**:  
    Description and distribution, i, 261.  
**Dendrocalamus giganteus**:  
    Growth, i, 277.  
**Dendrocalamus latiflorus**:  
    Description and distribution, i, 261.  
    Local names, i, 261.  
**Dendrocalamus merrillianus**:  
    Description and distribution, i, 261.  
    Figure, i, 289, 290.  
    Local names, i, 261.  
    Tensile strength, i, 322.  
    Uses, i, 261.  
**Dengau**, see *Acorus calamus*.  
**Dental mould preparations**:  
    *Agathis alba*, ii, 29.  
**Dental surgery**:  
    *Achras sapota*, ii, 74.  
**Deora**, see *Peristrophe bivalvis*.  
**Deora**, see *Peristrophe tinctoria*.  
**Derris elliptica**:  
    Cattle and fish poison, iii, 79.  
**Derris philippinensis**:  
    Cattle and fish poison, iii, 79  
**Derris trifoliata**:  
    Distribution, i, 24.

- Derris uliginosa*:  
 Distribution, i, 24.
- Desmodium heterocarpum*:  
 Description and distribution, ii, 391.  
 Local names, ii, 391.  
 Dye, ii, 391.
- Devil's cotton, see *Abronia fastuosa*.
- Diana, see *Sesbania grandiflora*.
- Dibatib, see *Rhaphidophora merrillii*.
- Dibuál, see *Pterospermum diversifolium*.
- Dictyosperma alba*:  
 Recently introduced palm, i, 243.
- Dikút-malamarfne, see *Mimosa pudica*.
- Dikút ñga bulúk, see *Paederia foetida*.
- Dila-dila, see *Elephantopus spicatus*.
- Dila-dila, see *Lepidopetalum perrottetii*.
- Dila-dila, see *Onychium siliculosum*.
- Dilang-usá, see *Elephantopus spicatus*.
- Dilang-usá, see *Trichodesma zeylanicum*.
- Diláu, see *Curcuma longa*.
- Dilau oil:  
*Curcuma longa*, ii, 182.
- Dilau-pulá, see *Curcuma longa*.
- Dilgun-súsu, see *Mimosa pudica*.
- Dili, see *Pittosporum pentandrum*.
- Dilimán, see *Stenochlaena palustris*.
- Dilluáriu, see *Acanthus dicifolius*.
- Dilleniaceae*:  
 Dyes, ii, 400.  
 Food plants, ii, 338.  
 Medicinal plants, iii, 212.  
 Scouring material, iii, 59.
- Dillenia megalantha*:  
 Description and distribution, ii, 338.  
 Local names, ii, 338.  
 Food, ii, 338.
- Dillenia philippinensis*:  
 Description and distribution, ii, 338.  
 Figure, ii, 339, 341.  
 Local names, ii, 338.  
 Dye, ii, 338, 400.  
 Food, ii, 338.  
 Medicinal, iii, 212.
- Dillenia reifferscheidia*:  
 Description and distribution, ii, 340.  
 Local names, ii, 340.  
 Food, ii, 340.
- Dilupáon, see *Alstonia scholaris*.
- Dinġin, see *Dillenia philippinensis*.
- Dinglás, see *Terminalia comintana*.
- Dingo, see *Pittosporum resiniferum*.
- Dinochloa ciliata*:  
 Description and distribution, i, 261, 262.  
 Figure, i, 291.
- Dinochloa elmeri*:  
 Description, i, 261, 262.  
 Distribution, i, 262.  
 Figure, i, 292.
- Dinochloa luconiae*:  
 Description, i, 261, 262.  
 Distribution, i, 262.  
 Figure, i, 293.  
 Local names, i, 262.
- Dinochloa pubiramea*:  
 Description, i, 261, 262.  
 Distribution, i, 262.  
 Figure, i, 294.  
 Local names, i, 262.
- Dinohloa scandens*:  
 Description, i, 261, 262.  
 Distribution, i, 262.  
 Figure, i, 295.  
 Uses, i, 262.
- Dioscoreaceae*:  
 Food plants, ii, 257.  
 Medicinal plants, iii, 177.
- Dioscorea divaricata*:  
 Description and distribution, ii, 257.  
 Local names, ii, 257.  
 Food, ii, 257.
- Dioscorea esculenta*:  
 Description and distribution, ii, 257.  
 Local names, ii, 257.  
 Food, ii, 257.
- Dioscorea hispida*:  
 Description and distribution, ii, 258.  
 Local names, ii, 257.  
 Food, ii, 258.  
 Medicinal, iii, 177.
- Dioscorea luzonensis*:  
 Description and distribution, ii, 258.  
 Local names, ii, 258.  
 Food, ii, 258.
- Dioscorea pentaphylla*:  
 Description and distribution, ii, 258.  
 Local names, ii, 258.  
 Food, ii, 258.
- Diospyros discolor*:  
 Description and distribution, ii, 370.  
 Figure, ii, 369, 371.  
 Local names, ii, 370.  
 Food, ii, 370.
- Diospyros ebenaster*:  
 Distribution, iii, 220.  
 Local names, iii, 220.  
 Medicinal, iii, 220.
- Diospyros multiflora*:  
 Distribution, iii, 220.  
 Local names, iii, 220.  
 Medicinal, iii, 220.
- Diplodiscus paniculatus*:  
 Description and distribution, i, 383.  
 Figure, ii, 331.  
 Local names, i, 383.  
 Food, ii, 332.  
 Rope, i, 383.
- Dipterocarpaceae*:  
 Oils, ii, 160.  
 Paper, i, 423.  
 Resins, ii, 50.
- Dipterocarpus grandiflorus*:  
 Description, ii, 60.  
 Distribution, ii, 62.  
 Figure, ii, 57, 58, 59, 61.  
 Local names, ii, 54.  
 Resin, ii, 56.
- Dipterocarpus vernicifluus*:  
 Description and distribution, ii, 64.  
 Figure, ii, 63, 65, 66.

- Dipterocarpus vernicifluus*—Continued.  
Local names, ii, 62.  
Resin, ii, 62.
- Dirán, see *Grewia eriocarpa*.
- Dischidia saccata*:  
Description and distribution, i, 24.
- Disi, see *Terminalia edulis*.
- Disól, see *Kaempferia galanga*.
- Ditá, see *Alstonia scholaris*.
- Ditá, see *Antiaris toxicaria*.
- Ditá, see *Cerbera manghas*.
- Ditá, see *Lophopetalum toxicum*.
- Ditá, see *Paralstonia clusiacea*.
- Dualat, see *Chisocheton cumingianus*.
- Diudió, see *Ficus hawili*.
- Djoeroedjoe, see *Acanthus ilicifolius*.
- Dodonaea viscosa*:  
Distribution, iii, 204.  
Local names, iii, 204.  
Medicinal, iii, 204.
- Dogdól, see *Ceiba pentandra*.
- Doldól, see *Ceiba pentandra*.
- Dolichandrone spathacea*:  
Distribution, iii, 236.  
Local names, iii, 236.  
Medicinal, iii, 236.
- Dólo, see *Fagraea cochinchinensis*.
- Dolóntas, see *Chrysanthemum indicum*.
- Donax cannaeformis*:  
Description and distribution, i, 365.  
Figure, i, 367.  
Local names, i, 365.  
Fiber, i, 365.  
Medicinal, iii, 179.
- Dondól, see *Ceiba pentandra*.
- Dongraréng, see *Grewia bilamellata*.
- Dracontomelum dao*:  
Description and distribution, ii, 316.  
Figure, ii, 314, 315.  
Local names, ii, 312.  
Food, ii, 312.
- Dracontomelum edule*:  
Description and distribution, ii, 316.  
Figure, ii, 317.  
Local names, ii, 316.  
Food, ii, 316.
- Druce, see *Nelumbium nelumbo*.
- Drynaria quercifolia*:  
Description, iii, 11.  
Distribution, i, 24; iii, 11.  
Local names, iii, 168.  
Medicinal, iii, 168.  
Ornamental, iii, 11.
- Dryopteris pteroides*:  
Distribution, i, 323.  
Local name, i, 323.  
Baskets, i, 323.
- Dudós, see *Chisocheton cumingianus*.
- Dudukdúken, see *Scaevola frutescens*.
- Dúen, see *Dipterocarpus grandiflorus*.
- Dúen, see *Dipterocarpus vernicifluus*.
- Dugayón, see *Decaspermum fruticosum*.
- Dugian, see *Bambusa spinosa*.
- Dugló, see *Mucuna nigricans*.
- Dúhat, see *Eugenia cumini*.
- Duhatduhátan, see *Gonocaryum calleryanum*.
- Duidúi, see *Pterocymbium tinctorium*.
- Duká, see *Kingiodendron alternifolium*.
- Dukep, see *Telosma procumbens*.
- Dukó, see *Dipterocarpus grandiflorus*.
- Duktung-áhas, see *Streptocaulon baumii*.
- Dukúm, see *Abelmoschus moschatus*.
- Dukup, see *Rhaphidophora merrillii*.
- Duláu, see *Curcuma longa*.
- Duliñgatok, see *Crataeva religiosa*.
- Dulítan, see *Calophyllum blancoi*.
- Dulitan-taklóban, see *Palaquium philippense*.
- Dulokdúlok, see *Lumnitzera littorea*.
- Duluáriu, see *Acanthus ilicifolius*.
- Duluk-dúluk, see *Osbornia octodonta*.
- Dulúpang, see *Abutilon indicum*.
- Dumamai, see *Psychotria luzoniensis*.
- Dumanai, see *Aegiceras corniculatum*.
- Dumánaí, see *Dodonaea viscosa*.
- Dumánaí, see *Homonoia riparia*.
- Dumau, see *Coix lachryma-jobi*.
- Dumayáka, see *Arenga tremula*.
- Duméro, see *Rosmarinus officinalis*.
- Dumón, see *Heritiera littoralis*.
- Duñgas, see *Cerbera manghas*.
- Dunglú, see *Alphitonia excelsa*.
- Dúngon, see *Heritiera littoralis*.
- Dúngon, see *Pterocarpus* spp.
- Dúngon-lalao, see *Heritiera littoralis*.
- Dúngon-láte, see *Heritiera littoralis*.
- Duñgul, see *Litsea glutinosa*.
- Dungun, see *Heritiera littoralis*.
- Duñguruñgut, see *Citrus hystrix*.
- Dupdupan, see *Diplodiscus paniculatus*.
- Dupíñgan, see *Diospyros multiflora*.
- Durán, see *Grewia eriocarpa*.
- Duraréng, see *Grewia bilamellata*.
- Duraróng, see *Grewia multiflora*.
- Dusó, see *Kaempferia galanga*.
- Dusól, see *Kaempferia galanga*.
- Dúung, see *Anisoptera thurifera*.
- Duyan, see *Dioscorea divaricata*.
- Dúyong, see *Anisoptera thurifera*.
- Dyes:  
*Areca catechu*, i, 144.  
*Ceriops roxburghiana*, i, 122.  
*Ceriops tagal*, i, 122.  
Dyes, ii, 385.  
*Xylocarpus granatum*, i, 122.
- Dyopsis madagascariensis*:  
Recently introduced palm, i, 243.
- Dysoxylum decandrum*:  
Distribution, iii, 197.  
Local names, iii, 197.  
Medicinal, iii, 197.

## E

*Ebenaceae*:

- Dyes, ii, 403.  
Food plants, ii, 370.  
Medicinal plants, iii, 220.
- Ebiók, see *Arenga pinnata*.
- Ébus, see *Corypha elata*.
- Echá-ti-bákir, see *Ehretia microphylla*.
- Eclipta alba*:  
Distribution, iii, 244.  
Local names, iii, 244.  
Medicinal, iii, 244.

**Eggplant**, see *Solanum melongena*.

**Égot**, see *Eugenia curranii*.

***Ehretia microphylla***:

- Description and distribution, ii, 373.
- Local names, ii, 373.
- Medicinal, iii, 227.
- Tea substitute, ii, 373.

***Ehretia navesii***:

- Distribution, iii, 227.
- Local names, iii, 227.
- Medicinal, iii, 227.

***Elaeagnaceae***:

- Food plants, ii, 352.

***Elaeagnus philippensis***:

- Description and distribution, ii, 352.
- Local names, ii, 352.
- Food, ii, 352.

***Elaeis guineensis***:

- Description, i, 208.
- Distribution, i, 208; ii, 103.
- Figures, i, 209, 211.
- Local names, i, 208; ii, 103.
- Composition of oil, ii, 103.
- Oil, i, 208.
- Ornamental, i, 208.
- Uses, ii, 103.
- Wine, i, 208.

***Elaeocarpaceae***:

- Fiber plants, i, 381.
- Food plants, ii, 330.

***Elaeocarpus calomala***:

- Description and distribution, i, 381.
- Local names, i, 381.
- Food, ii, 330.
- Rope, i, 381.

***Elatostema* spp.**:

- Description and distribution, ii, 270.
- Food, ii, 270.

***Eleocharis dulcis***:

- Description and distribution, ii, 250.
- Figure, ii, 251.
- Local name, ii, 250.
- Food, ii, 250.

***Elephantopus scaber***:

- Distribution, iii, 244.
- Local names, iii, 244.
- Medicinal, iii, 244.

***Elephantopus spicatus***:

- Distribution, iii, 245.
- Local names, iii, 245.
- Medicinal, iii, 245.

***Eleusine indica***:

- Description and distribution, i, 340.
- Local names, i, 340.
- Hats, i, 340.
- Medicinal, iii, 170.

***Embelia philippinensis***:

- Description and distribution, ii, 364.
- Local names, ii, 364.
- Food, ii, 364.

***Emilia sonchifolia***:

- Description and distribution, ii, 377.
- Local names, ii, 377.
- Food, ii, 377.
- Medicinal, iii, 245.

***Enhalus acoroides***:

- Description and distribution, ii, 246.
- Local names, ii, 246.
- Food, ii, 246.

***Enhydra fluctuans***:

- Distribution, iii, 245.
- Medicinal, iii, 245.

***Entada phaseoloides***:

- Description and distribution, iii, 56.
- Figure, iii, 57.
- Local names, iii, 54.
- Medicinal, iii, 191.
- Uses, iii, 54.

***Epipremnum* spp.**:

- Description and distribution, i, 354.
- Baskets, i, 353, 354.

***Eria merrillii***:

- Description and distribution, iii, 24.
- Figure, iii, 31.
- Ornamental, iii, 24.

***Ericaceae***:

- Food plants, ii, 362.
- Medicinal plants, iii, 218.

**Escobilla**, see *Sida acuta*.

**Espáda**, see *Ottelia alismoides*.

**Estrella**, see *Curculigo orchoides*.

***Euchresta horsfieldii***:

- Distribution, iii, 191.
- Local names, iii, 191.
- Medicinal, iii, 191.

***Eugenia aherniana***:

- Description and distribution, ii, 354.
- Local names, ii, 354.
- Food, ii, 354.

***Eugenia aquea***:

- Description and distribution, ii, 356.
- Local names, ii, 356.
- Food, ii, 356.

***Eugenia calubob***:

- Description and distribution, ii, 356.
- Figure, ii, 355.
- Local names, ii, 356.
- Food, ii, 356.

***Eugenia cumini***:

- Description and distribution, ii, 356.
- Local names, ii, 356.
- Food, ii, 239, 356.
- Medicinal, iii, 69, 216.

***Eugenia curranii***:

- Description and distribution, ii, 358.
- Local names, ii, 358.
- Figure, ii, 357.
- Food, iii, 358.

***Eugenia mananquil***:

- Description and distribution, ii, 358.
- Figures, ii, 226, 359.
- Local names, ii, 358.
- Food, ii, 358.

***Eugenia polycephaloides***:

- Description and distribution, ii, 360.
- Local names, ii, 358.
- Food, ii, 360.

***Eugenia xanthophylla***:

- Description and distribution, ii, 360.
- Figure, ii, 361.

***Eugenia xanthophylla***—Continued.

- Local names, ii, 360.
- Food, ii, 360.

***Eupatorium triplinerve***:

- Distribution, iii, 245.
- Local names, iii, 245.
- Medicinal, iii, 245.

**Euphorbiaceae**:

- Dyes, ii, 396.
- Food plants, ii, 308.
- Gums, ii, 73.
- Ink, iii, 90.
- Mangrove swamps, i, 40.
- Medicinal plants, iii, 68, 197.
- Oils, ii, 120.
- Poisonous plants, iii, 80.

***Euphorbia hirta***:

- Distribution, iii, 198.
- Local names, iii, 198.
- Medicinal, iii, 198.

***Euphorbia merifolia***:

- Distribution, iii, 198.
- Local names, iii, 198.
- Medicinal, iii, 198.

***Euphorbia thymifolia***:

- Distribution, iii, 199.
- Local names, iii, 199.
- Medicinal, iii, 199.

***Euphorbia tirucalli***:

- Distribution, iii, 199.
- Local names, iii, 199.
- Medicinal, iii, 199.

***Euphorbia didyma***:

- Description and distribution, ii, 326.
- Figure, ii, 325.
- Local names, ii, 326.
- Food, ii, 326.

***Euphorbia nepheloides***:

- Description and distribution, ii, 326.
- Food, ii, 326.

***Eurycles ambotinensis***:

- Distribution, iii, 176.
- Local names, iii, 176.
- Medicinal, iii, 176.

***Evolvulus alsinoides***:

- Distribution, iii, 225.
- Medicinal, iii, 225.

***Excoecaria agallocha***:

- Description and distribution, i, 40.
- Figure, i, 41.
- Local names, i, 40.
- Fuel, i, 40.
- Medicinal, iii, 199.

**F****Fabrics**:

- Agave cantala*, i, 362.
- Ananas comosus*, i, 356.
- Boehmeria nivea*, i, 373.
- Corchorus capsularis*, i, 382.
- Corchorus olitorius*, i, 383.
- Malachra capitata*, i, 387.
- Musa sp.*, i, 411.
- Musa textilis*, i, 364.
- Sida rhombifolia*, i, 391.
- Urena lobata*, i, 391.

**Fafalong**, see *Vaccinium whitfordii*.

**Fagaceae**:

- Food plants, ii, 260.

***Fagraea cochinchinensis***:

- Distribution, ii, 220.
- Local names, iii, 220.
- Medicinal, iii, 220.

***Fagraea racemosa***:

- Distribution, iii, 221.
- Local names, iii, 221.
- Medicinal, iii, 221.

**Fancy articles**:

- Abroma fastuosa*, i, 395.
- Fimbristylis diphylla*, i, 348.
- Fimbristylis globulosa*, i, 348.
- Lygodium* spp., i, 326.
- Musa textilis*, i, 364.
- Pandanus simplex*, i, 336.
- Saccharum spontaneum*, i, 344.

**Fans**:

- Andropogon zizanioides*, i, 338 ; ii, 177.
- Schizostachyum lima*, i, 264.

**Faról**, see *Cardiospermum halicacabum*.***Fatoua pilosa***:

- Distribution, iii, 181.
- Local names, iii, 181.
- Medicinal, iii, 181.

**Fencing**:

- Schizostachyum lumampao*, i, 264.

**Fennel**, see *Foeniculum vulgare*.**Fertilizer**:

- Aleurites moluccana*, ii, 132.
- Aleurites trisperma*, ii, 137.
- Andropogon citratus*, ii, 174.
- Cocos nucifera*, i, 184.
- Sesamum orientale*, ii, 168.

**Fibers**:

- Areca catechu*, i, 144.
- Arenga pinnata*, i, 150.
- Arenga tremula*, i, 158.
- Bamboos, i, 251.
- Calamus* spp., i, 158.
- Caryota cumingii*, i, 182.
- Cocos nucifera*, i, 184.
- Corypha elata*, i, 192.
- Daemonorops* spp., i, 205.
- Fiber plants, i, 313.
- Heterospathe elata*, i, 210.
- Korthalsia* spp., i, 212.
- Livistosa* spp., i, 214.
- Metroxylon sagu*, i, 220.
- Nipa fruticans*, i, 222.
- Paper, i, 415.

***Ficus benjamina***:

- Description and distribution, i, 372.
- Local names, i, 372.
- Rope, i, 372.
- Tensile strength, i, 321.

***Ficus forstenii***:

- Description and distribution, i, 372.
- Local names, i, 372.
- Rope, i, 372.
- Tensile strength, i, 321.

***Ficus hauili***:

- Distribution, iii, 181.
- Local names, iii, 181.
- Medicinal, iii, 181.



- Ficus minahassae*:  
 Distribution, iii, 181.  
 Local names, iii, 181.  
 Medicinal, iii, 181.
- Ficus pachyphylla*:  
 Description and distribution, i, 373.  
 Local names, i, 372.  
 Rope, i, 372.  
 Tensile strength, i, 321.
- Ficus palawanensis*:  
 Description and distribution, i, 373.  
 Local names, i, 373.  
 Rope, i, 373.  
 Tensile strength, i, 321.
- Ficus payapa*:  
 Distribution, iii, 181.  
 Local names, iii, 181.  
 Medicinal, iii, 181.
- Ficus ulmifolia*:  
 Description, ii, 266.  
 Distribution, ii, 270.  
 Figure, ii, 269.  
 Local names, iii, 266.  
 Food, ii, 266.  
 Scouring materials, iii, 51.
- Fide, see *Elaeocarpus calomala*.
- Fimbristylis diphylla*:  
 Description and distribution, i, 348.  
 Local names, i, 348.  
 Fiber, i, 348.
- Fimbristylis ferruginea*:  
 Distribution, i, 26.
- Fimbristylis globulosa*:  
 Description and distribution, i, 352.  
 Figure, i, 351.  
 Local names, i, 348.  
 Fiber, i, 352.
- Finlaysonia obovata*:  
 Distribution, i, 24.
- Firewood:  
*Bruguiera parviflora*, i, 112-116.  
*Campostemon philippinense*, i, 42.  
*Cerios tagal*, i, 112-114.  
 Cultivation of *Rhizophora*, i, 100.  
*Leucaena glauca*, iii, 87.  
*Rhizophora candelaria*, i, 112-114.  
*Rhizophora mucronata*, i, 112-117.  
*Sonneratia alba*, i, 44.  
*Sonneratia caseolaris*, i, 112-116.  
 Stands in mangrove swamps, i, 86.  
*Xylocarpus moluccensis*, i, 112-117.
- Fish corrals:  
*Schizostachyum lumampao*, i, 264.
- Fishing rods:  
*Bambusa glaucescens*, i, 258.  
*Livistona cochinchinensis*, i, 216.  
*Livistona rotundifolia*, i, 216.  
*Schizostachyum lumampao*, i, 264.
- Fish-tail palm, see *Caryota cumingii*.
- Fish traps:  
*Calamus* spp., i, 158.  
*Daemonorops* spp., i, 205.  
*Gigantochloa levis*, i, 262.  
*Korthalsia*, i, 212.
- Fish traps, tying:  
*Malaisia scandens*, i, 378.  
*Pothoidium lobbianum*, i, 354.
- Fish traps, tying—Continued.  
*Rourea volubilis*, i, 378.  
*Stenochlaena palustris*, i, 323.
- Fistula, see *Cassia fistula*.
- Flacourtiaceae:  
 Food plants, ii, 346.  
 Oils, ii, 161.
- Flacourtia euphlebica*:  
 Description and distribution, ii, 348.  
 Local name, ii, 346.  
 Food, ii, 346.
- Flacourtia indica*:  
 Description and distribution, ii, 348.  
 Local names, ii, 348.  
 Food, ii, 348.
- Flacourtia rukam*:  
 Description and distribution, ii, 348.  
 Figure, ii, 349.  
 Local names, ii, 348.  
 Food, ii, 348.
- Flacourtia sepiaria*:  
 Figure, ii, 350.
- Flagellariaceae:  
 Fiber plants, i, 356.  
 Medicinal plants, iii, 174.
- Flagellaria indica*:  
 Description and distribution, i, 356.  
 Figure, i, 359.  
 Local names, i, 359.  
 Fiber plants, i, 356.  
 Medicinal, iii, 174.
- Flavoring:  
*Acorus calamus*, ii, 181.  
*Andropogon citratus*, ii, 174.  
*Andropogon zizanioides*, ii, 177.  
*Zingiber officinale*, ii, 184.
- Floors:  
*Livistona cochinchinensis*, i, 216.  
*Livistona rotundifolia*, i, 216.  
*Oncosperma* spp., i, 231, 232.
- Flor de la mañana, see *Phalaenopsis luedde-manniana*.
- Flores de las doce, see *Pentapetes phoenicea*.
- Fluggea virosa*:  
 Fish poison, iii, 80.
- Flutes:  
*Schizostachyum lumampao*, i, 264.
- Foeniculum vulgare*:  
 Distribution, iii, 218.  
 Local names, iii, 218.  
 Medicinal, iii, 218.
- Food:  
*Arachis hypogaea*, ii, 108.  
*Areca catechu*, i, 144.  
*Arenga ambong*, i, 150.  
*Arenga pinnata*, i, 150.  
*Calamus* spp., i, 158.  
*Cocos nucifera*, i, 184.  
*Corypha elata*, i, 192.  
 Food plants, ii, 225.  
*Heterospathe elata*, i, 210.  
*Livistona rotundifolia*, i, 216.  
*Metroxylon sagu*, i, 220.  
*Moringa oleifera*, ii, 104.  
*Oncosperma filamentosum*, i, 36, 232.

## Food coloring:

*Curcuma longa*, ii, 182.

## Food oil:

*Arachis hypogaea*, ii, 108.  
*Anacardium occidentale*, ii, 146.  
*Cocos nucifera*, ii, 93.  
*Elaeis guineensis*, ii, 103.  
*Palaquium philippense*, ii, 168.  
*Terminalia catappa*, ii, 162.

Fracitas, see *Aerides quinquevulnerum*.

## Fuel:

*Canarium villosum*, ii, 49.  
*Cocos nucifera*, i, 184.

Fugayóng, see *Pithecolobium subacutum*.

Fungi, edible, iii, 97.

## Funnels:

*Palaquium ahernianum*, ii, 82.

## Furniture:

*Bambusa vulgaris*, i, 260.  
*Calamus* spp., i, 158.  
*Daemonorops* spp., i, 205.  
*Korthalsia* spp., i, 212.



Gáas, see *Scirpiodendron ghaeri*.

Gábi, see *Alocasia macrorrhiza*.

Gabigabihan, see *Typhonium divaricatum*.

Gagabútan, see *Eleusine indica*.

Gagabúten, see *Malvastrum coromandelinum*.

Gagalang, see *Sonchus oleraceus*.

Gáho, see *Miscanthus sinensis*.

Galagála, see *Agathis alba*.

Galamáí-amó, see *Schefflera elliptifoliola*.

Galámai-amó, see *Schefflera odorata*.

Galatgát, see *Ipomoea reptans*.

Galauan, see *Pavetta indica*.

Galiáng, see *Alocasia macrorrhiza*.

Galiáng, see *Cyrtosperma merkusii*.

Galuran, see *Averrhoa carambola*.

Galó, see *Anacolosa luzoniensis*.

Galot-galót, see *Cynodon dactylon*.

Galumbáng, see *Jatropha curcas*.

Galura, see *Acanthus ilicifolius*.

## Gamboze:

*Garcinia venulosa*, ii, 18.

Gamót-tulisán, see *Ageratum conyzoides*.

Gamú, see *Macaranga tanarius*.

Gan-án, see *Dipterocarpus vernicifluus*.

Ganda, see *Curcuma zedoaria*.

Gandús, see *Alocasia macrorrhiza*.

*Ganophyllum falcatum*:

Description and distribution, ii, 148.

Figure, ii, 149.

Local names, ii, 147.

Illuminant, ii, 148.

Soap, ii, 148.

Soap substitute, iii, 58.

Gaon, see *Imperata cylindrica*.

Gápas, see *Ceiba pentandra*.

Gapas, see *Chloranthus brachystachys*.

Gapas-gápas, see *Camptostemon philippinense*.

Gapingoi, see *Gleichenia linearis*.

Carban, see *Rhaphidophora merrillii*.

*Garcinia binucao*:

Description and distribution, ii, 340.

Figure, ii, 342.

Local names, ii, 340.

Food, ii, 340.

*Garcinia dulcis*:

Description and distribution, ii, 344.

Figure, ii, 343.

Local names, ii, 344.

Food, ii, 344.

*Garcinia mangostana*:

Distribution, iii, 213.

Local name, iii, 213.

Medicinal, iii, 213.

*Garcinia mindanaensis*:

Description and distribution, ii, 344.

Local names, ii, 344.

Food, ii, 344.

*Garcinia rubra*:

Description and distribution, ii, 344.

Figure, ii, 345.

Local names, ii, 344.

Food, ii, 344.

*Garcinia venulosa*:

Description and distribution, ii, 346.

Figure, ii, 347.

Local names, ii, 346.

Food, ii, 346.

*Garcinia vidalii*:

Description and distribution, ii, 346.

Local names, ii, 346.

Food, ii, 346.

*Gardenia pseudopsidium*:

Distribution, iii, 239.

Local names, iii, 239.

Medicinal, iii, 239.

Garém, see *Achyranthes aspera*.

Garem nga púrau, see *Blechnum brownii*.

Garlic, see *Allium sativum*.

Garomaka, see *Donax cannaeformis*.

*Garuga abilo*:

Distribution, iii, 196.

Local names, iii, 196.

Medicinal, iii, 196.

Garulan, see *Averrhoa carambola*.

Gasátan-muláto, see *Mimusops parvifolia*.

Gasi, see *Croton tiglium*.

Gatásan, see *Garcinia dulcis*.

Gatásan, see *Garcinia venulosa*.

Gatásan, see *Mimusops parvifolia*.

Gatas-gátas, see *Euphorbia hirta*.

Gatas-vírgen, see *Mussaenda philippica*.

Gatbó, see *Thysanolaena maxima*.

Gatmo, see *Vaccinium myrtoides*.

Gaton, see *Euphorbia tirucalli*.

Gauai-gáuai, see *Sagittaria sagittifolia*.

Gauai-gáuai, see *Sesbania grandiflora*.

Gauéd, see *Piper betle*.

Gaui-gáuui, see *Sesbania grandiflora*.

Gayumáhin, see *Terminalia edulis*.

Gengibre, see *Zingiber officinale*.

## Gentianaceae:

Medicinal plants, iii, 221.

*Geodorum nutans*:

Description and distribution, ii, 68, 70.

Local names, ii, 68.

- Geodorum nutans*—Continued.  
 Glue, ii, 68.  
 Medicinal, iii, 179.
- Gerón, see *Andropogon zizanioides*.
- Gesgés, see *Pavetta indica*.
- Gibúian, see *Mussaenda philippica*.
- Gigantochloa atter*, see *Gigantochloa levis*.
- Gigantochloa levis*:  
 Description and distribution, i, 262.  
 Figure, i, 296.  
 Local names, i, 262.  
 Planting and growth, i, 266-267.  
 Uses, i, 262.
- Gigantochloa robusta*, see *Gigantochloa levis*.
- Gilimán, see *Stenochlaena palustris*.
- Giliñg-giliñgan, see *Abutilon indicum*.
- Ginabang, see *Macaranga tanarius*.
- Ginataán, see *Nerium indicum*.
- Ginger, see *Zingiber officinale*.
- Ginlín, see *Ochrosia oppositifolia*.
- Giragara, see *Cocos nucifera*.
- Giret, see *Canarium villosum*.
- Girón, see *Andropogon zizanioides*.
- Gisa, see *Miscanthus sinensis*.
- Gisáu, see *Canarium williamsii*.
- Gisi, see *Ficus benjamina*.
- Gisi-gisi, see *Guioa koelreuteria*.
- Gisihan, see *Euphoria didyma*.
- Gisit, see *Terminalia edulis*.
- Gleicheniaceae**:  
 Fiber plants, i, 326.
- Gleichenia linearis*:  
 Description and distribution, i, 326.  
 Figure, i, 325, 327.  
 Local names, i, 326.  
 Fiber, i, 326.
- Glochidion littorale*:  
 Distribution, i, 26.
- Glue:  
*Cordia myxa*, ii, 88.  
*Geodorum nutans*, ii, 68.  
*Macaranga tanarius*, ii, 73.
- Gnetaceae**:  
 Fiber plants, i, 323.  
 Food plants, ii, 244.
- Gnetum gnemon*:  
 Description, i, 328.  
 Local names, i, 528.  
 Food, ii, 244.  
 Rope, i, 328.
- Gnetum indicum*:  
 Description, i, 328.  
 Distribution, i, 330.  
 Figure, ii, 247.  
 Local names, i, 323.  
 Drinking water, ii, 246.  
 Food, ii, 246.  
 Rope, i, 329.
- Gnetum* sp.:  
 Description, i, 330.  
 Local names, i, 330.  
 Rope, i, 330.  
 Tensile strength, i, 321.
- Göböi, see *Lagenaria leucantha*.
- Gógo, see *Entada phaseoloides*.
- Gogolñgin, see *Ganophyllum falcatum*.
- Gógon, see *Imperata cylindrica*.
- Gogong-láñgil, see *Ganophyllum falcatum*.
- Golandrina, see *Euphorbia thymifolia*.
- Golondrina, see *Euphorbia hirta*.
- Goma, see *Chonemorpha elastica*.
- Gona tibátib, see *Drynaria quercifolia*.
- Gondól, see *Benincasa hispida*.
- Goniothalamus amylon**:  
 Description and distribution, i, 376.  
 Local names, i, 375.  
 Medicinal, iii, 187.  
 Rope, i, 375.  
 Tensile strength, i, 321.
- Gonocaryum calleryanum**:  
 Distribution, iii, 203.  
 Local names, iii, 203.  
 Medicinal, iii, 203.
- Goodeniaceae**:  
 Medicinal plants, iii, 243.
- Gorong-gong, see *Eugenia mananquil*.
- Gouania tiliæifolia*:  
 Description and distribution, iii, 59.  
 Local names, iii, 59.  
 Soap substitute, iii, 59.
- Gozzáng-kaliñga, see *Gonocaryum calleryanum*.
- Gracillaria lichenoides**:  
 Local names, iii, 167.  
 Medicinal, iii, 167.
- Gramma, see *Cynodon dactylon*.
- Gramineae**:  
 Bamboos, i, 253.  
 Fiber plants, i, 338.  
 Food plants, ii, 248.  
 Medicinal, iii, 169.  
 Oils, ii, 174.  
 Paper, i, 416, 422.
- Grammatophyllum measuresianum*:  
 Description and distribution, iii, 30.  
 Ornamental, iii, 30.
- Grammatophyllum multiflorum*:  
 Description and distribution, iii, 30.  
 Figure, iii, 32.  
 Local name, iii, 30.  
 Ornamental, iii, 30.
- Grammatophyllum wallisii*:  
 Description, iii, 30.  
 Figure, iii, 33.  
 Ornamental, iii, 30.
- Grangea maderaspatana*:  
 Distribution, iii, 245.  
 Local name, iii, 245.  
 Medicinal, iii, 245.
- Grapakol, see *Columella trifolia*.
- Graptophyllum pictum*:  
 Distribution, iii, 237.  
 Local names, iii, 237.  
 Medicinal, iii, 237.
- Gregorio, see *Acanthus ilicifolius*.
- Grewia acuminata*:  
 Description and distribution, i, 384.  
 Local names, i, 384.  
 Fiber, i, 384.
- Grewia bilamellata*:  
 Local names, i, 384.  
 Rope, i, 384.  
 Tensile strength, i, 321.

- Grewia edulis*:  
Description and distribution, ii, 332.  
Figure, ii, 333.  
Local names, ii, 332.  
Food, ii, 332.
- Grewia eriocarpa*:  
Description, i, 384.  
Figure, ii, 334.  
Local names, i, 384.  
Fiber, i, 384.  
Food, ii, 332.  
Tensile strength, i, 321.
- Grewia multiflora*:  
Description and distribution, i, 385.  
Local names, i, 385.  
Dimensions of bast fibers, i, 322.  
Rope, i, 385.  
Tensile strength, i, 321.
- Grewia stylocarpa*:  
Description and distribution, ii, 336.  
Figure, i, 335.  
Local names, ii, 332.  
Food, ii, 336.
- Griting, see *Lumnitzera littorea*.
- Guadua philippinensis*:  
Description and distribution, i, 262.  
Figure, i, 297.
- Guantón, see *Clerodendron bethuneanum*.
- Guava, see *Psidium guajava*.
- Guayábas, see *Psidium guajava*.
- Guella, see *Achyranthes aspera*.
- Gúgo, see *Ganophyllum falcatum*.
- Guioa koelreuteria*:  
Distribution, iii, 204.  
Local names, iii, 204.  
Medicinal, iii, 204.
- Gulagulamánan, see *Cissampelos pareira*.
- Guláman, see *Gracillaria lichenoides*.
- Gulasíman, see *Portulaca oleracea*.
- Guma, see *Cordia myxa*.
- Gumaká, see *Arenga tremula*.
- Gumaméla, see *Hibiscus rosa-sinensis*.
- Gum arabic substitute:  
*Sesbania grandiflora*, ii, 72.
- Gumayáka, see *Arenga tremula*.
- Gum, chewing:  
*Achras sapota*, ii, 73.  
*Artocarpus cumingiana*, ii, 70.  
*Artocarpus elastica*, ii, 70.
- Gumíhan, see *Artocarpus elastica*.
- Gumihan gum:  
*Artocarpus elastica*, ii, 70.
- Gumuk, see *Chloranthus brachystachys*.
- Gungumayi, see *Breynia rhamnoides*.
- Gunhun, see *Osbornia octodonta*.
- Gúpít, see *Pygeum glandulosum*.
- Gúpít, see *Pygeum prestii*.
- Guráman, see *Gracillaria lichenoides*.
- Gurguráman, see *Gracillaria lichenoides*.
- Guroñg-guro, see *Citrus* sp.
- Gusókan, see *Pavetta indica*.
- Gusól, see *Kaempferia galanga*.
- Gutta-percha:  
*Palaquium ahernianum*, ii, 76.  
*Payena leeri*, ii, 82.
- Guttiferae*:  
Dyes, ii, 400.  
Food plants, iii, 340.  
Medicinal plants, iii, 212.  
Oils, ii, 156.  
Tannins, iii, 94.
- Guyábas, see *Psidium guajava*.
- Guyong-gúyong, see *Decaspermum fruticosum*.
- Guyung-gúyung, see *Cratoxylon blancoi*.
- Gymnartocarpus woodii*:  
Description and distribution, ii, 270.  
Figure, ii, 271.  
Local names, ii, 270.  
Food, ii, 270.
- Gynandropsis gynandra*:  
Distribution, iii, 188.  
Local names, iii, 188.  
Medicinal, iii, 188.
- Gyrinopsis cumingiana*:  
Distribution, iii, 213.  
Local names, iii, 213.  
Medicinal, iii, 213.
- H**
- Habágat-báging, see *Capparis horrida*.
- Habás, see *Dracontomelum dao*.
- Habika, see *Pinanga* spp.
- Habiki, see *Pinanga* spp.
- Habiók, see *Arenga pinnata*.
- Hadlayáti, see *Tectona grandis*.
- Hagad, see *Pterocarpus* spp.
- Hagakhák, see *Dipterocarpus grandiflorus*.
- Hagáson, see *Aglaiia harmsiana*.
- Hagbú, see *Mussaenda philippica*.
- Hagímit, see *Ficus minahassae*.
- Hagnáya, see *Nephrolepis hirsutula*.
- Hagnáya, see *Stenochlaena palustris*.
- Hagod, see *Trema orientalis*.
- Hágol, see *Caryota cumingii*.
- Hágónoi, see *Wedelia biflora*.
- Hago-ónoi, see *Wedelia biflora*.
- Hagui-úi, see *Dodonaea viscosa*.
- Hagúpit, see *Ficus ulmifolia*.
- Hagusáhis, see *Panicum palmaefolium*.
- Hahop, see *Adenantha intermedia*.
- Hahun, see *Pericampylus glaucus*.
- Hair cosmetic:  
*Chisocheton pentandrus*, ii, 118.  
*Cocos nucifera*, ii, 93.
- Hair oil:  
*Artocarpus elastica*, ii, 70.  
*Citrus* sp., ii, 212.
- Hálas, see *Ganophyllum falcatum*.
- Halauíhau, see *Dracontomelum edule*.
- Halikót, see *Pycnarrhena manillensis*.
- Halót, see *Pycnarrhena manillensis*.
- Halubágat, see *Capparis micracantha*.
- Halubágat-báging, see *Capparis horrida*.
- Halubágat-káhoi, see *Capparis micracantha*.
- Halupág, see *Euphoria didyma*.
- Hambuásia, see *Fagraea racemosa*.
- Hambúding, see *Pinanga* spp.
- Hamitanágo, see *Kleinhovia hospita*.
- Hammocks:  
*Rhaphidophora* spp., i, 356.

Hampapáre, see *Cissampelos pareira*.  
 Hampás-tigbálang, see *Smilax bracteata*.  
 Hampás-tigbálang, see *Smilax leucophylla*.  
 Hamugi, see *Artocarpus rubrovenia*.  
 Hanadgóng, see *Trema orientalis*.  
 Hanadióng, see *Trema orientalis*.  
 Hanagdóng, see *Columbia serratifolia*.  
 Hanagdóng, see *Trema orientalis*.  
 Hanagdúng, see *Trema orientalis*.  
 Hanbulali, see *Scyphiphora hydrophyllacea*.  
 Hañgálai, see *Bruguiera parviflora*.  
 Hañgárai, see *Bruguiera parviflora*.  
 Hañgárai, see *Homonoia riparia*.  
 Hañgad nang babáe, see *Plumbago indica*.  
 Háñgog, see *Achyranthes aspera*.  
 Háñgor, see *Achyranthes aspera*.  
 Háñgós, see *Eugenia aherniana*.  
 Háñgot, see *Achyranthes aspera*.  
 Háñgug, see *Achyranthes aspera*.  
 Hanlagási, see *Leucosyke capitellata*.  
 Hanópol, see *Conocephalus violaceus*.  
 Hanópol, see *Maesa cumingii*.  
 Hánot, see *Hibiscus tiliaceus*.  
 Hanták, see *Sterulia oblongata*.  
 Hapong, see *Nipa fruticans*.  
 Hapúnan-niknik, see *Sida javensis*.  
 Hará, see *Lea aculeata*.  
 Haraihái, see *Callicarpa caudata*.  
 Harañgán, see *Centipeda minima*.  
 Haras, see *Foeniculum vulgare*.  
 Harás, see *Garcinia binucao*.  
*Harpullia arborea*:  
 Description and distribution, iii, 58.  
 Local names, iii, 58.  
 Fish poison, iii, 80.  
 Medicinal, iii, 204.  
 Soap substitute, iii, 58.  
*Harrisonia perforata*:  
 Distribution, iii, 195.  
 Local names, iii, 195.  
 Medicinal, iii, 195.  
 Harúpai, see *Mimosa pudica*.  
 Hats:  
*Andropogon halepensis*, i, 338.  
*Andropogon zizanioides*, i, 338; ii, 177.  
*Areca catechu*, i, 144.  
*Bambusa spinosa*, i, 259.  
*Cocos nucifera*, i, 184.  
*Corypha elata*, i, 192.  
*Cyperus malaccensis*, i, 346.  
*Donax canneiformis*, i, 365.  
*Fimbristylis globulosa*, i, 348.  
*Heterospatha elata*, i, 210.  
*Imperata exaltata*, i, 340.  
*Livistona cochinchinensis*, i, 216.  
*Livistona rotundifolia*, i, 216.  
*Lygodium* spp., i, 326.  
*Musa textilis*, i, 364.  
*Nephrolepis hirsutula*, i, 323.  
*Nipa fruticans*, i, 222.  
*Oryza sativa*, i, 342.  
*Pandanus radicans*, i, 334.  
*Pandanus sabotan*, i, 334.  
*Pandanus simplex*, i, 336.  
*Pandanus tectorius*, i, 336.

## Hats—Continued.

*Phragmites vulgaris*, i, 342.  
*Saccharum spontaneum*, i, 344.  
*Schizostachyum lima*, i, 264.  
*Scirpoidendron ghaeri*, i, 352.  
*Sporobolus elongatus*, i, 344.  
 Hauili, see *Ficus hauili*.  
 Hedge plants:  
*Bambusa glaucescens*, i, 258.  
*Jatropha curcas*, ii, 140.  
*Hedyachras philippinensis*:  
 Description and distribution, ii, 326.  
 Food, ii, 326.  
*Helicteres hirsuta*:  
 Description and distribution, i, 397.  
 Local names, i, 396.  
 Rope, i, 396.  
 Tensile strength, i, 321.  
*Heliotropium indicum*:  
 Distribution, iii, 227.  
 Local names, iii, 227.  
 Medicinal, iii, 227.  
*Helminthostachys zeylanica*:  
 Description and distribution, ii, 241.  
 Local names, ii, 241.  
 Food, ii, 241.  
 Henna plant, see *Lawsonia inermis*.  
 Herbara, see *Sida acuta*.  
*Heritiera littoralis*:  
 Description, i, 42.  
 Distribution, i, 22, 42.  
 Figure, i, 43.  
 Local names, i, 42.  
 Stands, i, 98-100.  
 Timber, i, 44.  
*Hernandiaceae*:  
 Oils, ii, 103.  
*Hernandia ovigera*:  
 Description and distribution, ii, 103, 104.  
 Local names, ii, 103.  
 Illuminant, ii, 103.  
*Heterospatha elata*:  
 Description and distribution, i, 210.  
 Figure, i, 213.  
 Local names, i, 210.  
 Areca-nut substitute, ii, 252.  
 Food, ii, 252.  
 Uses, i, 210.  
*Heterospatha negrosensis*:  
 Description, i, 210.  
 Local name, i, 212.  
*Heterospatha philippinensis*, i, 210.  
*Heterospatha sibuyanensis*:  
 Description, i, 210.  
 Local name, i, 212.  
*Hevea brasiliensis*:  
 Analysis of latex, ii, 67.  
 Method of collecting latex, ii, 67.  
 Hia-hía, see *Mimosa pudica*.  
 Hibáu, see *Hymenodictyon excelsum*.  
 Hibi-hibihan, see *Scoparia dulcis*.  
 Hibiók, see *Arenca pinnata*.  
*Hibiscus esculentus*:  
 Medicinal, iii, 208.

- Hibiscus mutabilis*:  
 Distribution, iii, 208.  
 Local names, iii, 208.  
 Medicinal, iii, 208.
- Hibiscus rosa-sinensis*:  
 Distribution, iii, 208.  
 Local names, iii, 208.  
 Medicinal, iii, 208.
- Hibiscus sabdarifa*:  
 Medicinal, iii, 209.
- Hibiscus surattensis*:  
 Description and distribution, ii, 336.  
 Local names, ii, 336.  
 Condiment, ii, 336.
- Hibiscus tiliaceus*:  
 Description, i, 387.  
 Distribution, i, 26, 387; iii, 209.  
 Figure, i, 389.  
 Local names, i, 387.  
 Fiber, i, 387.  
 Medicinal, iii, 209.
- Hidiók, see *Arenga pinnata*.  
 Hígad-hígad, see *Achyranthes aspera*.  
 Hígad-hígáran, see *Heliotropium indicum*.  
 Hígis-manúk, see *Eclipta alba*.  
 Hikau-hikáuan, see *Sonneratia alba*.  
 Hilagási, see *Leucosyke capitellata*.  
 Hílalágat-ságings, see *Uvaria sorzogonensis*.  
 Himainát, see *Schefflera piperioidea*.  
 Hímbaba-6, see *Allaeanthus luzonicus*.  
 Himbubuáia, see *Fagraea racemosa*.  
 Himpagtán, see *Dipterocarpus grandiflorus*.  
 Himpára, see *Cissampelos pareira*.  
 Hinabuai, see *Terminalia comintana*.  
 Hinagási, see *Leucosyke capitellata*.  
 Hinagdúng, see *Trema orientalis*.  
 Hínalágak-ságings, see *Uvaria sorzogonensis*.  
 Hindi, see *Schizostachyum dielsianum*.  
 Hindi, see *Schizostachyum diffusum*.  
 Híngálaí, see *Bruguiera parviflora*.  
 Híngáli, see *Bruguiera cylindrica*.  
 Hínggiu, see *Ichnocarpus ovatifolius*.  
 Hínggiu, see *Malaisia scandens*.  
 Hínggiu-kalabáu, see *Streptocaulon baumii*.  
 Hínggiu-kalabáu, see *Urceola imberbis*.  
 Hínggiu-na-putí, see *Streptocaulon baumii*.  
 Híngkamás, see *Pachyrrhizus erosus*.  
 Hínlalágak, see *Uvaria rufa*.  
 Hínlalaión, see *Heliotropium indicum*.  
 Hínlaláong, see *Trema orientalis*.
- Hippocrateaceae**:  
 Medicinal plants, iii, 203.
- Hoág, see *Flagellaria indica*.  
 Hoag-uái, see *Flagellaria indica*.  
 Hoja-cruz, see *Crescentia alata*.  
 Holy basil, see *Ocimum sanctum*.  
 Holy basil oil:  
*Ocimum sanctum*, ii, 218.
- Homalanthus fastuosus*:  
 Fish poison, iii, 80.
- Homalomena philippinensis*:  
 Description and distribution, iii, 90.  
 Local names, iii, 90.  
 Medicinal, iii, 174.  
 Paper substitute, iii, 90.
- Homonioia riparia*:  
 Distribution, iii, 199.  
 Local names, iii, 199.  
 Medicinal, iii, 199.
- Hopea acuminata*:  
 Resin, ii, 52.
- Hopea* spp.:  
 Borneo tallow, ii, 160.
- Horag, see *Rhaphidophora merrillii*.  
 Horse-radish tree, see *Moringa oleifera*.  
 Household utensils:  
*Cocos nucifera*, i, 184.  
*Howea belmoreana*, i, 243.
- Hoya**:  
 Distribution, i, 24.  
 Huaní, see *Mangifera odorata*.  
 Húbar, see *Jasminum sambac*.  
 Hubulos, see *Trema orientalis*.  
 Hugímit, see *Ficus minahassae*.  
 Húia-g-húia-g, see *Mimosa pudica*.  
 Huia'-húia', see *Mimosa pudica*.  
 Huligáno, see *Pterocymbium tinctorium*.  
 Huling-báñgon, see *Justicia gendarussa*.  
 Hulit-tengah, see *Ceriops* spp.  
 Humái, see *Oryza sativa*.  
 Huñgó, see *Elaeocarpus calomala*.  
 Hunúg, see *Pygeum preslii*.  
 Hunung, see *Kleinhovia hospita*.
- Hydnaceae**:  
 Edible fungi, iii, 116.
- Hydnophytum**:  
 Distribution, i, 24.  
 Figure, i, 27.
- Hydnophytum formicarium*:  
 Distribution, iii, 239.  
 Local name, iii, 239.  
 Medicinal, iii, 239.
- Hydnum** spp.:  
 Description, iii, 116.  
 Edible fungi, iii, 116.
- Hydrocharitaceae**:  
 Food plants, ii, 246.  
 Medicinal plants, iii, 169.
- Hydrocotyle asiatica*, see *Centella asiatica*.
- Hymenocallis littoralis*:  
 Local names, iii, 176.  
 Medicinal, iii, 176.
- Hymenodictyon excelsum*:  
 Distribution, iii, 239.  
 Local names, iii, 239.  
 Medicinal, iii, 239.
- Hyophorbe amaricaulis*, i, 243.  
*Hyophorbe verschaffeltii*, i, 243.
- Hyptis suaveolens*:  
 Distribution, iii, 233.  
 Local names, iii, 233.  
 Medicinal, iii, 233.

íba, see *Averrhoa bilimbi*.  
 Iba, see *Cicca acida*.  
 Ibiók, see *Arenga pinnata*.  
 íbus, see *Corypha elata*.

- Icacinaceae*:  
 Medicinal plants, iii, 203.
- Ichnocarpus ovatifolius*:  
 Description and distribution, i, 406.  
 Local names, i, 406.  
 Fiber, i, 406.
- Igad-igad, see *Achyranthes aspera*.  
 Igat-igat, see *Sida javensis*.  
 Igiña, see *Clerodendron intermedium*.  
 Igiu, see *Chisocheton pentandrus*.  
 Igiu, see *Dysoxylum decandrum*.  
 Igók, see *Arenga pinnata*.  
 Igot, see *Eugenia curranii*.  
 Igot, see *Eugenia polycephaloides*.  
 ikap-ani-ani, see *Clerodendron intermedium*.  
 Ikmo, see *Piper betle*.  
 Ikmong Iloko, see *Piper betle*.  
 Ikog-ikog-sang-kuti, see *Heliotropium indicum*.  
 ikoi-púsa, see *Heliotropium indicum*.  
 Ilañg-ilañg, see *Canangium odoratum*.  
 Ilañg-ilañg-gúbat, see *Cyathocalyx globosus*.  
 Ilañg-ilañg-oil:  
   *Canangium odoratum*, ii, 189.
- Iías, see *Coccoloba lachryma-jobi*.  
 Ilib, see *Andropogon zizanioides*.
- Illuminant:  
*Aleurites moluccana*, ii, 126.  
*Aleurites trisperma*, ii, 184.  
*Anisoptera thurifera*, ii, 52.  
*Arachis hypogaea*, ii, 109.  
*Barringtonia asiatica*, ii, 161.  
*Barringtonia racemosa*, ii, 162.  
*Bassia betis*, ii, 166.  
*Calophyllum inophyllum*, ii, 158.  
*Canarium luzonicum*, ii, 42.  
*Canarium ovatum*, ii, 114.  
*Canarium villosum*, ii, 49.  
*Celastrus paniculata*, ii, 147.  
*Cerbera manghas*, ii, 168.  
*Chisocheton cumingianus*, ii, 117.  
*Cocos nucifera*, ii, 93.  
*Dipterocarpus grandiflorus*, i, 54.  
*Dipterocarpus vernicifluus*, ii, 62.  
*Ganophyllum falcatum*, ii, 148.  
*Hernandia ovigera*, ii, 103.  
*Jatropha curcas*, ii, 140.  
*Jatropha multifida*, ii, 142.  
*Moringa oleifera*, ii, 104.  
*Nephelium mutabile*, ii, 150.  
*Palaquium philippense*, ii, 168.  
*Pangium edule*, ii, 161.  
*Pittosporum resiniferum*, ii, 106.  
*Pongamia pinnata*, ii, 111.  
*Sesamum orientale*, ii, 168.  
*Shorea balangeran*, ii, 160.  
*Shorea borneensis*, ii, 160.  
*Sindora inermis*, ii, 38.  
*Sindora supa*, ii, 38.  
*Sterculia foetida*, ii, 154.  
*Tamarindus indica*, ii, 112.
- Iukabbán, see *Sonneratia alba*.  
 Iukabbán, see *Sonneratia caseolaris*.  
 Imális, see *Guioa keobreuteria*.  
 Imbubuíkan, see *Grewia multiflora*.  
 Imkabaó, see *Allaeanthus glaber*.
- Impatiens balsamina*:  
 Distribution, iii, 205.  
 Local name, iii, 205.  
 Medicinal, iii, 205.
- Imperata cylindrica*:  
 Distribution, iii, 171.  
 Local names, iii, 171.  
 Medicinal, iii, 171.
- Imperata exaltata*:  
 Dimensions of fiber, i, 422.  
 Fiber, i, 340.  
 Paper, i, 419-422.
- Impíd, see *Bauhinia cumingiana*.  
 Impíg, see *Bauhinia cumingiana*.  
 Inangdón, see *Trema orientalis*.  
 Ináta, see *Limnophila indica*.
- Incense:  
*Agathis alba*, ii, 20.  
*Kingiodendron alternifolium*, ii, 208.
- Indai lugin, see *Trema orientalis*.  
 Indi, see *Schizostachyum dielsianum*.  
 Indi, see *Schizostachyum diffusum*.  
 Indian almond oil:  
   *Terminalia catappa*, ii, 162.
- Indigofera suffruticosa*:  
 Description and distribution, ii, 392.  
 Local names, ii, 392.  
 Dye, ii, 392.
- Indigofera tinctoria*:  
 Description and distribution, ii, 392.  
 Local names, ii, 392.  
 Dye, ii, 392.
- Inep, see *Pithecolobium subacutum*.  
 Inggíu na putí, see *Parameria philippinensis*.  
 Inít, see *Rubus rosaeifolius*.  
 Iniu, see *Uvaria rufa*.
- Ink:  
   *Phyllanthus reticulatus*, iii, 90.
- Inri, see *Schizostachyum dielsianum*.  
 Inri, see *Schizostachyum diffusum*.
- Insulator:  
   *Palaquium ahernianum*, ii, 82.
- Intsia bijuga*:  
 Description and distribution, ii, 394.  
 Figure, ii, 393.  
 Local names, ii, 392.  
 Dye, ii, 394.
- Inuáá, see *Flagellaria indica*.  
 Inuál, see *Flagellaria indica*.  
 Ipál, see *Mucuna nigricans*.  
 ípil, see *Adenantha intermedia*.  
 ípil, see *Intsia bijuga*.  
 ípil, see *Leucaena glauca*.  
 ípil-ípil, see *Leucaena glauca*.  
 ípod, see *Areca ipot*.
- Ipomoea digitata*:  
 Distribution, iii, 225.  
 Local names, iii, 225.  
 Medicinal, iii, 225.
- Ipomoea hederaceae*:  
 Distribution, iii, 225.  
 Local names, iii, 225.  
 Medicinal plants, iii, 225.

- Ipomoea pes-caprae*:  
 Distribution, iii, 225.  
 Local names, iii, 225.  
 Medicinal plants, iii, 225.
- Ipomoea pes-tigridis*:  
 Distribution, iii, 226.  
 Local names, iii, 226.  
 Medicinal, iii, 226.
- Ipomoea reptans*:  
 Description and distribution, ii, 372.  
 Local names, ii, 372.  
 Food, ii, 372.  
 Medicinal, iii, 226.
- ipot, see *Areca ipot*.
- Irár, see *Pinanga* spp.
- Iráu, see *Dendrobium crumenatum*.
- Irók, see *Arenga pinnata*.
- Ischaemum angustifolium*:  
 Description, i, 340.  
 Distribution, i, 342.  
 Figure, i, 341.  
 Local names, i, 341.  
 Fiber, i, 340.
- Isip, see *Antidesma bunius*.
- Isis, see *Artocarpus cumingiana*.
- Isis, see *Ficus ulmifolia*.
- Is-isa, see *Scoparia dulcis*.
- Isismáya, see *Leucosyke capitellata*.
- Isis-ñgípin, see *Leucosyke capitellata*.
- Isoptera borneensis*:  
 Distribution, ii, 160.  
 Borneo tallow, ii, 160.  
 Resin, ii, 52.
- Itang-ítang, see *Alstonia macrophylla*.
- ftil, see *Intsia bijuga*.
- Iting-ítang, see *Amaranthus spinosus*.
- Itmo, see *Piper betle*.
- Itñgan, see *Zanthooyum avicennae*.
- Itom-itóm, see *Diospyros discolor*.
- Itsá, see *Ehretia microphylla*.
- Itúman, see *Diospyros discolor*.
- Iyo, see *Tetrastigma harmandi*.
- J**
- Janták, see *Sterculia oblongata*.
- Jasminum sambac*:  
 Distribution, iii, 220.  
 Local names, iii, 220.  
 Medicinal, iii, 220.
- Játe, see *Tectona grandis*.
- Játi, see *Tectona grandis*.
- Jatropha curcas*:  
 Description and distribution, ii, 142.  
 Figure, ii, 141.  
 Local names, ii, 140.  
 Medicinal, iii, 200.  
 Physic-nut oil, ii, 140.
- Jatropha multifida*:  
 Description and distribution, ii, 142.  
 Local name, ii, 142.  
 Fish poison, iii, 80.  
 Illuminant, ii, 142.  
 Medicinal, iii, 200.
- Jeruju, see *Acanthus ilicifolius*.
- Jerusalém, see *Leucaena glauca*.
- Job's tears, see *Coix lachryma-jobi*.
- Jujube, see *Zizyphus jujuba*.
- Juncaceae*:  
 Fiber plants, i, 360.
- Juncus effusus*:  
 Description and distribution, i, 360.  
 Figure, i, 361.  
 Local name, i, 360.  
 Fiber, i, 360.
- Jussiaea linifolia*:  
 Description and distribution, ii, 403.  
 Local names, ii, 403.  
 Dye, ii, 403.
- Justicia gendarussa*:  
 Distribution, iii, 237.  
 Local names, iii, 237.  
 Medicinal, iii, 237.
- Justicia procumbens*:  
 Distribution, iii, 238.  
 Medicinal, iii, 238.
- Jute, see *Corchorus olitorius*.
- K**
- Kaagáhan, see *Adenanthera intermedia*.
- Kabaero, see *Leucaena glauca*.
- Kabág, see *Allaeanthus glaber*.
- Kabahéro, see *Leucaena glauca*.
- Kabaikabái, see *Ipomoea pes-caprae*.
- Kabák, see *Nauclea junghuhnii*.
- Kabák, see *Nauclea orientalis*.
- Kabál, see *Fagraea racemosa*.
- Kabalónga, see *Trichosanthes quinqueangulata*.
- Kabatiti, see *Colubrina asiatica*.
- Kabatiti, see *Luffa cylindrica*.
- Kabilan, see *Columella trifolia*.
- Kabilíng, see *Pogostemon cablin*.
- Kabislák, see *Pterospermum diversifolium*.
- Kabit-kabit, see *Eleusine indica*.
- Kabkáb, see *Drynaria quercifolia*.
- Kabkábín, see *Drynaria quercifolia*.
- Kabkábón, see *Drynaria quercifolia*.
- Kabkábón, see *Elephantopus scaber*.
- Kablín, see *Pogostemon cablin*.
- Kablíng, see *Pogostemon cablin*.
- Kabolóan, see *Bambusa vulgaris*.
- Kabolóan, see *Dendrocalamus latiflorus*.
- Kabra-kábra, see *Heliotropium indicum*.
- Kabúgau, see *Citrus hystrix*.
- Kabúgau, see *Citrus maxima*.
- Kabugáwan, see *Bambusa spinosa*.
- Kabúrau, see *Citrus* sp.
- Kabuyau oil:  
*Citrus hystrix*, ii, 208.
- Kabúyau, see *Citrus hystrix*.
- Kabúyau-áso, see *Chaetospermum glutinosum*.
- Kacha-kacháhan, see *Scoparia dulcis*.
- Kachang-kachang, see *Aegicerus corniculatum*.
- Kachúchis, see *Avicennia alba*.
- Kachúí, see *Anacardium occidentale*.
- Kadaíðhan, see *Celosia argentea*.
- Kadél, see *Pongamia pinnata*.
- Kadiapá, see *Amaranthus viridis*.
- Kadiat, see *Gnetum* sp.
- Kadifín, see *Columbia lanceolata*.
- Kadlíhan, see *Sterculia luzonica*.
- Kadlín, see *Pogostemon cablin*.



- Kadling, see *Pogostemon cablis*.  
 Kadlóm, see *Pogostemon cablin*.  
 Kadlúm, see *Pogostemon cablin*.  
 Kadpaáyan, see *Psychotria luzoniensis*.  
 Kadpaián, see *Justicia gendarussa*.  
 Kaedeo, see *Siegesbeckia orientalis*.  
**Kaempferia galanga:**  
 Distribution, iii, 178.  
 Local names, iii, 178.  
 Medicinal, iii, 178.  
**Kaempferia rotunda:**  
 Distribution, iii, 178.  
 Medicinal, iii, 178.  
 Kagatónġan, see *Aglaia harmsiana*.  
 Kagatónġan, see *Pygeum glandulosum*.  
 Kagóioi, see *Homonoia riparia*.  
 Kagokó, see *Eugenia mananquil*.  
 Kagpaáian, see *Kibatakia blancoi*.  
 Kagukú, see *Eugenia mananquil*.  
 Kagukúg, see *Eugenia mananquil*.  
 Kagundi, see *Columella trifolia*.  
 Káhoi-dalága, see *Mussaenda philippica*.  
 Kaietána, see *Zanthoxylum rhetsa*.  
**Kaikái,** see *Adiantum philippense*.  
 Kaitána, see *Zanthoxylum rhetsa*.  
 Kaiutána, see *Zanthoxylum rhetsa*.  
 Kakaáb, see *Helicteres hirsuta*.  
**Kakaág,** see *Commersonia bartramia*.  
 Kakaág, see *Helicteres hirsuta*.  
 Kakampilan, see *Oroxylum indicum*.  
 Kakao-kakao, see *Nephelium mutabile*.  
 Kakao-kakáo, see *Sterculia cuneata*.  
 Kakaomalve, see *Abroma fastuosa*.  
 Kakarohai, see *Sansevieria zeylanica*.  
 Kakindi, see *Columella trifolia*.  
 Kakuintásan, see *Canna indica*.  
**Kaláad,** see *Cissampelos pareira*.  
 Kalabáha-maputi, see *Lagenaria leucantha*.  
 Kalabásang-putí, see *Lagenaria leucantha*.  
 Kalabayúan, see *Bruguiera sexangula*.  
**Kalabóá,** see *Ottelia alismoides*.  
 Kalabúa, see *Ottelia alismoides*.  
 Kalabúbo-labáyo, see *Psychotria luzoniensis*.  
 Kalabugau, see *Coix lachryma-jobi*.  
**Kalachúche,** see *Plumiera acuminata*.  
 Kalagimai, see *Pandanus simplex*.  
 Kalagúkon, see *Crinum asiaticum*.  
 Kalái, see *Alphosea arborea*.  
 Kalakalamáian, see *Cissampelos pareira*.  
 Kalalauán, see *Asclepias curassavica*.  
 Kalalauán, see *Clerodendron intermedium*.  
 Kalamansáli, see *Terminalia calamansanai*.  
 Kalamansánai, see *Flacourtia rukam*.  
 Kalamansánai, see *Terminalia calamansanai*.  
 Kalamansánai, see *Terminalia edulis*.  
 Kalamansito, see *Triphasia trifoliata*.  
 Kalambonóg, see *Ehretia navesii*.  
**Kalambuáia,** see *Barringtonia acutangula*.  
 Kalumbugi, see *Dillenia philippinensis*.  
 Kalamiás, see *Averrhoa bilimbi*.  
**Kalamogá,** see *Ehretia microphylla*.  
 Kalamunggái, see *Moringa oleifera*.  
**Kalang-gámat,** see *Schefflera cumingii*.  
 Kalañgunġug, see *Tournefortia sarmentosa*.  
**Kalaóo,** see *Limnophila roxburghii*.  
 Kalapía, see *Palaquium ahernianum*.  
 Kalapínai, see *Bruguiera cylindrica*.  
 Kalapínai, see *Dodonaea viscosa*.  
 Ka'apíni', see *Avicennia officinalis*.  
 Kalapíni', see *Lumnitzera littorea*.  
**Kalapíni,** see *Pluchea indica*.  
 Kalapíni, see *Vitex trifolia*.  
 Kalapíni manġitit, see *Avicennia officinalis*.  
 Kalarora, see *Peristrophe tinctoria*.  
 Kalarosa, see *Peristrophe bivalvis*.  
 Kalatan, see *Chaetosperrum glutinosum*.  
 Kalatsuché, see *Plumiera acuminata*.  
 Kalatúche, see *Plumiera acuminata*.  
 Kalauág, see *Curcuma longa*.  
 Kalauág, see *Zingiber zerumbet*.  
 Kalauáhan, see *Artocarpus cumingiana*.  
 Kalaútit, see *Terminalia edulis*.  
 Kalayáte, see *Tectona grandis*.  
**Kalbáng,** see *Schizostachyum textorium*.  
 Kaliantán, see *Leea manillensis*.  
 Kaliantáng, see *Leea manillensis*.  
 Kaliát, see *Gnetum indicum*.  
**Kaliát,** see *Gnetum* sp.  
 Kalibambáng, see *Bauhinia malabarica*.  
 Kalibón, see *Blumea balsamifera*.  
 Kalibura, see *Blumea balsamifera*.  
 Kalikal, see *Clerodendron bethumeanum*.  
 Kalikit, see *Kingi dendron alternifolium*.  
**Kalimatás,** see *Phaeanthus ebracteolatus*.  
 Kalimotáin, see *Chisocheton cumingianus*.  
 Kalimumug, see *Ehretia microphylla*.  
 Kaliñgad, see *Cinnamomum mercadoi*.  
**Kaliñgag,** see *Cinnamomum mercadoi*.  
 Kalingag, see *Cinnamomum mindanaense*.  
 Kalingag oil:  
*Cinnamomum mercadoi*, ii, 200.  
 Kaling-kabáyo, see *Hyptis suaveolens*.  
**Kálios,** see *Streblus asper*.  
 Kaliót, see *Sansevieria zeylanica*.  
 Kalipáya, see *Palaquium ahernianum*.  
**Kaliskis-áhas,** see *Oleandra neriiiformis*.  
 Kaliso, see *Areca caliso*.  
 Kalisúchu, see *Plumiera acuminata*.  
 Kalit, see *Tetrastigma harmandi*.  
 Kaliti, see *Helminthostachys zeylanica*.  
**Kalitkalít,** see *Cissus repens*.  
 Kalit-kalít, see *Columella trifolia*.  
 Kalit-kalít, see *Grewia multiflora*.  
 Kalitoitoi, see *Hibiscus surattensis*.  
 Kaliuáuai, see *Flagellaria indica*.  
 Kalkalaád, see *Cissampelos pareira*.  
 Kallákal, see *Leea manillensis*.  
 Kalogkóg, see *Eugenia calubcob*.  
 Kalokóg, see *Garcinia venulosa*.  
 Kalomágon, see *Terminalia edulis*.  
**Kalomála,** see *Elaeocarpus calomala*.  
 Kalománog, see *Terminalia edulis*.  
 Kalúbai, see *Lagenaria leucantha*.  
**Kalubkúb,** see *Eugenia calubcob*.  
 Kalúí, see *Ocimum sanctum*.  
 Kalukalumpángan, see *Sterculia chassiramea*.  
 Kalukalumpángan, see *Sterculia cuneata*.  
**Kaluló,** see *Artocarpus rubrovenia*.  
 Kalulúng, see *Lygodium flexuosum*.  
 Kalumála, see *Pygeum glandulosum*.  
 Kalumáñgon, see *Terminalia edulis*.

- Kalumbibít**, see *Caesalpinia crista*.  
**Kalumpáng**, see *Sterculia cuneata*.  
**Kalumpáng**, see *Sterculia foetida*.  
**Kalumpang oil**:  
*Sterculia foetida*, ii, 154.  
**Kalumpít**, see *Terminalia calamansanai*.  
**Kalumpít**, see *Terminalia edulis*.  
**Kalumpit-puti**, see *Grewia stylocarpa*.  
**Kalunaché**, see *Plumiera acuminata*.  
**Kalúnai**, see *Amaranthus spinosus*.  
**Kalúnai**, see *Amaranthus viridis*.  
**Kaluñga**, see *Flacourtia rukam*.  
**Kalunggái**, see *Moringa oleifera*.  
**Kalupái**, see *Euphoria didyma*.  
**Kalupáng**, see *Sterculia luzonica*.  
**Kalupé**, see *Terminalia edulis*.  
**Kalúpi**, see *Abelmoschus moschatus*.  
**Kalupí**, see *Terminalia edulis*.  
**Kalupueng**, see *Gryptophyllum pictum*.  
**Kalurig**, see *Terminalia edulis*.  
**Kalusí**, see *Terminalia edulis*.  
**Kalusit**, see *Terminalia edulis*.  
**Kalusíban**, see *Dipterocarpus vernicifluus*.  
**Kalút**, see *Dioscorea hispida*.  
**Kalut-kalutan**, see *Urena lobata*.  
**Kaluluái**, see *Flagellaria indica*.  
**Kalu-úi**, see *Ocimum basilicum*.  
**Kamachfle**, see *Pithecolobium dulce*.  
**Kamachile oil**:  
*Pithecolobium dulce*, ii, 110.  
**Kamagónġ**, see *Diospyros discolor*.  
**Kamagsá**, see *Agelaea everettii*.  
**Kamagsá**, see *Elaeagnus philippensis*.  
**Kamagsá**, see *Smilax bracteata*.  
**Kamáh**, see *Pachyrrhizus erosus*.  
**Kamaín**, see *Murraya paniculata*.  
**Kamaisá**, see *Croton tiglium*.  
**Kamakamsíhan**, see *Pithecolobium subacutum*.  
**Kamaksá**, see *Agelaea everettii*.  
**Kamaksá**, see *Rourea volubilis*.  
**Kamalitos**, see *Triphasia trifoliata*.  
**Kamalunggái**, see *Moringa oleifera*.  
**Kamalunggi**, see *Moringa oleifera*.  
**Kamámba**, see *Piper umbellatum*.  
**Kamanchile**, see *Pithecolobium dulce*.  
**Kamandág**, see *Artocarpus cumingiana*.  
**Kamandiís**, see *Garcinia rubra*.  
**Kamáñgi**, see *Ocimum basilicum*.  
**Kamangkáu**, see *Ocimum sanctum*.  
**Kamáñgög**, see *Dioscorea luzonensis*.  
**Kamangsi**, see *Garcinia binucao*.  
**Kamáñgi**, see *Ocimum sanctum*.  
**Kamánsi**, see *Artocarpus communis*.  
**Kamantigi**, see *Heliotropium indicum*.  
**Kamantígi**, see *Impatiens balsamina*.  
**Kamantíging-línáu**, see *Asclepias curassavica*.  
**Kamantiís**, see *Garcinia rubra*.  
**Kamara**, see *Piper retrofractum*.  
**Kamárag**, see *Dracontomelum dao*.  
**Kamárag**, see *Pterocarpus* spp.  
**Kamárak**, see *Dracontomelum dao*.  
**Kamaris**, see *Terminalia edulis*.  
**Kamá**, see *Pachyrrhizus erosus*.  
**Kamatalóng**, see *Hymenodictyon excelsum*.  
**Kamatamatá**, see *Aglaiá harmsiana*.  
**Kamatatalina**, see *Cubilia blancoi*.  
**Kamátes**, see *Lycopersicum esculentum*.  
**Kamátes-bondok**, see *Lycopersicum esculentum*.  
**Kamausá**, see *Croton tiglium*.  
**Kamáya**, see *Diospyros discolor*.  
**Kambá**, see *Pygeum glandulosum*.  
**Kambót**, see *Coix lachryma-jobi*.  
**Kambra-kámbrá**, see *Heliotropium indicum*.  
**Kambug**, see *Dillenia philippinensis*.  
**Kamiás**, see *Averrhoa bilimbi*.  
**Kamíging**, see *Dioscorea esculenta*.  
**Kamigrin**, see *Decaspermum fruticosum*.  
**Kamíng**, see *Semecarpus cuneiformis*.  
**Kamiring**, see *Semecarpus cuneiformis*.  
**Kamkamaúau**, see *Aristolochia tagala*.  
**Kamkamóte**, see *Ipomoea digitata*.  
**Kamkamóte**, see *Ipomoea pes-caprae*.  
**Kamkamotíhan**, see *Ipomoea pes-caprae*.  
**Kamkampilan**, see *Orozylum indicum*.  
**Kamokamotéhan**, see *Operculina turpethum*.  
**Kamóte-kamotéhan**, see *Ipomoea hederacea*.  
**Kamóte-móro**, see *Manihot utilissima*.  
**Kamóteng-bisáya**, see *Manihot utilissima*.  
**Kamóteng-dútong**, see *Manihot utilissima*.  
**Kamóteng-káhoi**, see *Manihot utilissima*.  
**Kamóteng-káui**, see *Manihot utilissima*.  
**Kamóte-sa-móro**, see *Manihot utilissima*.  
**Kamoti-ti-moro**, see *Manihot utilissima*.  
**Kamotit-moro**, see *Manihot utilissima*.  
**Kámot-kabág**, see *Smilax leucophylla*.  
**Kampílan**, see *Orozylum indicum*.  
**Kampópót**, see *Jasminum sambac*.  
**Kampúpót**, see *Tabernaemontana pandacaqui*.  
**Kamubuag**, see *Ageratum conyzoides*.  
**Kamúlau**, see *Citrus hystrix*.  
**Kamúling**, see *Grewia stylocarpa*.  
**Kamúning**, see *Murraya paniculata*.  
**Kamuntai**, see *Citrus hystrix*.  
**Kámut-abág**, see *Dalbergia ferruginea*.  
**Kámut-kabág**, see *Dalbergia ferruginea*.  
**Kamutólen**, see *Guioa koelreuteria*.  
**Kamúyau**, see *Citrus hystrix*.  
**Kamúyau**, see *Dipterocarpus grandiflorus*.  
**Kamúyau**, see *Dipterocarpus vernicifluus*.  
**Kanai**, see *Ardisia boissieri*.  
**Kanaroset**, see *Grewia multiflora*.  
**Kanas-kanás**, see *Grewia eriocarpa*.  
**Kandaróma**, see *Cinnamomum mercadoi*.  
**Kandiís**, see *Garcinia rubra*.  
**Kanding-kanding**, see *Waltheria americana*.  
**Kandís**, see *Garcinia binucao*.  
**Kandón**, see *Memecylon ovatum*.  
**Kandóng**, see *Memecylon ovatum*.  
**Kandongsól**, see *Euphoria didyma*.  
**Káñgal**, see *Zanthoylum vicenae*.  
**Kánggos**, see *Manihot utilissima*.  
**Káñgkóng**, see *Ipomoea reptans*.  
**Kanfla**, see *Cinnamomum mercadoi*.  
**Kanilao**, see *Cinnamomum mercadoi*.  
**Kanifñgai**, see *Cinnamomum mercadoi*.  
**Kaningñng**, see *Guioa koelreuteria*.  
**Kaníuing-putí**, see *Aglaiá glomerata*.  
**Kaníui-putí**, see *Aglaiá harmsiana*.  
**Kanná**, see *Dalbergia cumingiana*.  
**Kanómai**, see *Diospyros multiflora*.

- Kanómei, see *Diospyros multiflora*.  
 Kanómi, see *Diospyros multiflora*.  
 Kanómoi, see *Diospyros multiflora*.  
 Kanovog, see *Spathoglottis plicata*.  
 Kansasága, see *Abrus precatorius*.  
 Kansílai, see *Cratogeomys blancoi*.  
 Kansílai, see *Decaspermum fruticosum*.  
 Kansilan, see *Cratogeomys blancoi*.  
 Kantiñgan, see *Pterospermum niveum*.  
 Kantútai, see *Paederia foetida*.  
 Kantútak, see *Paederia foetida*.  
 Kantútán, see *Paederia foetida*.  
 Kanubling, see *Artocarpus cumingiana*.  
 Kanubsúban, see *Polygonum barbatum*.  
 Kanúmai, see *Diospyros multiflora*.  
 Kanúmi, see *Diospyros multiflora*.  
 Kanúmai, see *Garcinia binucao*.  
 Kanumog, see *Pygeum glandulosum*.  
 Kanúpul, see *Conocephallus violaceus*.  
 Káong, see *Arenga pinnata*.  
 Káong-móro, see *Manihot utilissima*.  
 Kápah, see *Ceiba pentandra*.  
 Kápak, see *Ceiba pentandra*.  
 Kapal-kapál, see *Calotropis gigantea*.  
 Kapanatílot, see *Justicia gendarussa*.  
 Kápas, see *Ceiba pentandra*.  
 Kapás de Francia, see *Asclepias curassavica*.  
 Kapas-kápas, see *Thespesia lampas*.  
 Kápas-sanglá, see *Ceiba pentandra*.  
 Kapítan, see *Citrus hystrix*.  
 Kápok, see *Ceiba pentandra*.  
 Kapok oil:  
     *Ceiba pentandra*, ii, 150.  
 Kapös, see *Ceiba pentandra*.  
 Kappa-kappá, see *Drymaria quercifolia*.  
 Kapurko, see *Cassia alata*.  
 Karagómoi, see *Pandanus simplex*.  
 Karáap, see *Aglaja glomerata*.  
 Kará-karikuchá, see *Plumiera acuminata*.  
 Karamái, see *Cicca acida*.  
 Karamiras, see *Aglaja glomerata*.  
 Karamosi, see *Dendrobium crumenatum*.  
 Karasoko, see *Gonocaryum calleryanum*.  
 Karausi, see *Dendrobium crumenatum*.  
 Karayo, see *Nephelepis mutabilis*.  
 Karekai, see *Lygodium japonicum*.  
 Karifurúg, see *Lumnitzera littorea*.  
 Kariis, see *Garcinia mindanaensis*.  
 Karikasin, see *Leucosyke capitellata*.  
 Karimbuáia, see *Eclipta alba*.  
 Karimbuáya, see *Euphorbia nerifolia*.  
 Karim-busuk, see *Blechnum brownii*.  
 Kariskis, see *Albizia lebbekoides*.  
 Kariskis, see *Leucaena glauca*.  
 Kariskis, see *Pithecolobium subacutum*.  
 Karlilí, see *Pinanga* spp.  
 Karmái, see *Cicca acida*.  
 Karo, see *Casuarina equisetifolia*.  
 Karokánding, see *Ageratum conyzoides*.  
 Karokób, see *Eugenia calubocob*.  
 Karóte, see *Dioscorea hispida*.  
 Karúd, see *Allacanthus glaber*.  
 Karulai, see *Dendrobium crumenatum*.  
 Kasábang, see *Zanthoxylum rhetsa*.  
 Kasablan, see *Gardenia pseudopsidium*.  
 Kásai, see *Pithecolobium subacutum*.  
 Kasanglá, see *Ceiba pentandra*.  
 Kasasága, see *Abrus precatorius*.  
 Kasibai, see *Sapindus saponaria*.  
 Kasiboen, see *Sapindus saponaria*.  
 Kasikas, see *Gardenia pseudopsidium*.  
 Kasira, see *Capsicum frutescens*.  
 Kasirag, see *Dodonaea viscosa*.  
 Kasítas, see *Cassia alata*.  
 Kasiu, see *Cinnamomum mercadoi*.  
 Kaskasúmba, see *Leucas laevandulifolia*.  
 Kaslá, see *Croton tiglium*.  
 Kasói, see *Anacardium occidentale*.  
 Kasopáñgil, see *Clerodendron intermedium*.  
 Kasopáñgil, see *Clerodendron macrostegium*.  
 Kastíldé, see *Pinanga* spp.  
 Kastiokastiógan, see *Abelmoschus moschatus*.  
 Kasto-kastolian, see *Abelmoschus moschatus*.  
 Kastúle, see *Sida acuta*.  
 Kastúle, see *Thespesia lampas*.  
 Kastúll', see *Abelmoschus moschatus*.  
 Kasú, see *Anacardium occidentale*.  
 Kasuit, see *Capparis micracantha*.  
 Katagpó, see *Ardisia boissieri*.  
 Katagpó, see *Psychotria luzoniensis*.  
 Katagpóng-gúbat, see *Psychotria luzoniensis*.  
 Katák, see *Lygodium flexuosum*.  
 Katakut, see *Phaseolus lunatus*.  
 Katana, see *Ricinus communis*.  
 Katána, see *Zanthoxylum rhetsa*.  
 Katánda', see *Cassia mimosoides*.  
 Katánda, see *Euchresta horsfieldii*.  
 Katáñgal, see *Euryclides amboinensis*.  
 Katang-kátang, see *Ipomoea pes-caprae*.  
 Katápang, see *Garcinia vidalii*.  
 Katatbum, see *Ardisia boissieri*.  
 Katiddé, see *Pinanga* spp.  
 Katigau, see *Ocimum sanctum*.  
 Katigbi, see *Coix lachryma-jobi*.  
 Katikis, see *Sapindus saponaria*.  
 Katimbáú, see *Trichosanthes quinqueangulata*.  
 Katiput, see *Maesa cumingii*.  
 Katmo, see *Vaccinium whitfordii*.  
 Katmón, see *Dillenia megalantha*.  
 Katmón, see *Dillenia philippinensis*.  
 Katmón, see *Dillenia reifferscheidia*.  
 Katmón-bayáni, see *Dillenia megalantha*.  
 Katmón-kadlagán, see *Dillenia reifferscheidia*.  
 Kátó, see *Chisocheton cumingianus*.  
 Kátong-bakálau, see *Chisocheton pentandrus*.  
 Kátong-machín, see *Chisocheton pentandrus*.  
 Kátong-machín oil:  
     *Chisocheton pentandrus*, ii, 118.  
 Katúda, see *Sesbania grandiflora*.  
 Katuí, see *Euphorbia tirucalli*.  
 Katumbal, see *Capsicum frutescens*.  
 Katúñgal, see *Euryclides amboinensis*.  
 Katúngatum, see *Clerodendron intermedium*.  
 Katúra, see *Sesbania grandiflora*.  
 Katúra gum:  
     *Sesbania grandiflora*, ii, 72.  
 Katúra, see *Garcinia venulosa*.  
 Katúra, see *Sesbania grandiflora*.

- Katutu, see *Kyllinga monocephala*.  
 Kauakauáyan, see *Apludá mutica*.  
 Kauan, see *Astúbe philippinensis*.  
 Kauáyan-songsóng, see *Schizostachyum lumampao*.  
 Kauilan, see *Dalbergia cumingiana*.  
 Kauili, see *Ficus hauili*.  
 Kaung, see *Arenga pinnata*.  
 Kaupkúp, see *Eugenia calubcob*.  
 Kawáyan, see *Bambusa spinosa*.  
 Kawáyan-bayóg, see *Dendrocalamus merri-  
 lianus*.  
 Kawáyan bayúgin, see *Bambusa vulgaris*.  
 Kawáyan-bóo, see *Gigantochloa levis*.  
 Kawáyan-China, see *Bambusa glaucescens*.  
 Kawáyan-gid, see *Bambusa spinosa*.  
 Kawáyan hobéro, see *Bambusa vulgaris*.  
 Kawáyan-killing, see *Bambusa vulgaris*.  
 Kawáyan-putí, see *Gigantochloa levis*.  
 Kawáyan si-itan, see *Bambusa spinosa*.  
 Kawáyan-sina, see *Bambusa glaucescens*.  
 Kawáyan-sina, see *Dendrocalamus latiflorus*.  
 Kawáyan-sina, see *Gigantochloa levis*.  
 Kawáyantinik, see *Bambusa spinosa*.  
 Kawáyantotó, see *Bambusa spinosa*.  
 Kayakás, see *Colubrina asiatica*.  
 Kayánga, see *Hibiscus rosa-sinensis*.  
 Kayánga-rosa, see *Hibiscus rosa-sinensis*.  
 Kayápo, see *Pistia stratiotes*.  
 Káyo, see *Ceiba pentandra*.  
 Kayogpóg, see *Eugenia xanthophylla*.  
 Kayokóg, see *Eugenia calubcob*.  
 Kayokós, see *Eugenia xanthophylla*.  
 Kayos, see *Dioscorea hispida*.  
 Kayu-gálu, see *Sindora inermis*.  
 Kayu-gálu oil:  
     *Sindora inermis*, ii, 38.  
 Kayugkók, see *Eugenia xanthophylla*.  
 Kayumanís, see *Clausena anisum-olens*.  
 Kayumayen, see *Terminalia edulis*.  
 Kayuñgo, see *Piper retrofractum*.  
 Kayutána, see *Zanthoxylum avicennae*.  
 Keddéng, see *Columbia blancoi*.  
 Keddéng, see *Columbia mollis*.  
 Keddéng, see *Grewia eriocarpa*.  
 Kemamále, see *Leea aculeata*.  
 Kiápo, see *Pistia stratiotes*.  
 Kibatalía blancoi:  
     Distribution, iii, 222.  
     Local names, iii, 222.  
     Medicinal, iii, 222.  
 Kibúsiá, see *Fagraea racemosa*.  
 Kickázia blancoi:  
     Fish poison, iii, 81.  
 Kidéng, see *Diplodiscus paniculatus*.  
 Kikigig, see *Ficus ulmifolia*.  
 Kilíg, see *Premna cumingiana*.  
 Kili-kili, see *Artocarpus rubrovenia*.  
 Kilitis, see *Amaranthus spinosus*.  
 Kilitis, see *Amaranthus viridis*.  
 Kilób, see *Gleichenia linearis*.  
 Kilóg, see *Gleichenia linearis*.  
 Kimcháí, see *Apium graveolens*.  
 Kinasakáksai, see *Adenantha intermedia*.  
 Kinatulúan, see *Pseuderanthemum pulchellum*.  
 Kindaióhan, see *Celosia argentea*.  
 Kindug-kindug, see *Aegiceras corniculatum*.  
 Kingiodendron alternifolium:  
     Description and distribution, ii, 208, 209.  
     Figure, ii, 207.  
     Local names, ii, 208.  
     Incense, ii, 208.  
 Kinintsái, see *Apium graveolens*.  
 Kintsái, see *Apium graveolens*.  
 Kinubot, see *Rubus moluccanus*.  
 Kipi-kipi', see *Mimosa pudica*.  
 Kipot-kipot, see *Emilia sonchifolia*.  
 Kipus-kipus, see *Dalbergia ferruginea*.  
 Kirini, see *Dioscorea luzonensis*.  
 Kirisól, see *Jatropha curcas*.  
 Kiróí, see *Dioscorea divaricata*.  
 Kirom-kirom, see *Mimosa pudica*.  
 Kisól, see *Kaempferia galanga*.  
 Kleinhovia hospita:  
     Description and distribution, i, 397.  
     Local names, i, 397.  
     Dimensions of bast fibers, i, 322.  
     Fiber, i, 397.  
     Fish poison, iii, 80.  
     Medicinal, iii, 211.  
     Tensile strength, i, 321.  
 Kobbót, see *Ischaemum angustifolium*.  
 Kógon, see *Imperata cylindrica*.  
 Kógon, see *Imperata exaltata*.  
 Kogon-kógon, see *Curculigo orchoides*.  
 Kókol-dáien, see *Mimosa pudica*.  
 Kókong-manúk, see *Barleria prionitis*.  
 Kolagpung-pulá, see *Ardisia boissieri*.  
 Kolasíman, see *Lumnitzera littorea*.  
 Koldásan, see *Coix lachryma-jobi*.  
 Kolintá, see *Barleria prionitis*.  
 Kolis, see *Ficus benjamina*.  
 Kolison, see *Citrus* sp.  
 Koliúng, see *Artocarpus cumingiana*.  
 Kollokollót, see *Urena lobata*.  
 Kollokollót ti baó, see *Helicteres hirsuta*.  
 Kollolót, see *Urena lobata*.  
 Kolobót, see *Citrus hystrix*.  
 Kolokauáyan, see *Apluda mutica*.  
 Kolokogo, see *Ocimum sanctum*.  
 Kolokológ, see *Clerodendron intermedium*.  
 Kolo-kolót, see *Triumfetta bartramia*.  
 Kolonanas, see *Averrhoa bilimbi*.  
 Kolong-kógong, see *Ageratum conyzoides*.  
 Kolótang-báging, see *Sida javensis*.  
 Kolót-bábui, see *Smilax bracteata*.  
 Kolot-kolótan, see *Urena lobata*.  
 Kolowratia elegans:  
     Distribution, iii, 178.  
     Local names, iii, 178.  
     Medicinal, iii, 178.  
 Kombateo, see *Psychotria luzonensis*.  
 Komkompitis, see *Leucaena glauca*.  
 Komontres, see *Pithecolobium dulce*.  
 Kondól, see *Benincasa hispida*.  
 Kondól, see *Lagenaria leucantha*.  
 Koniko, see *Curcuma zedoaria*.  
 Kónti, see *Solanum nigrum*.  
 Kopakópa, see *Eugenia mananquil*.  
 Koribó, see *Canarium villosum*.  
 Korlúnoi, see *Amaranthus spinosus*.  
 Korokalaság, see *Nephrolepis hirsutula*.

- Koron-kóron**, see *Hernandia ovigera*.  
**Korót**, see *Dioscorea hispida*.  
**Korrintá**, see *Barleria prionitis*.  
**Korthalsia laciniosa**:  
 Description, i, 212.  
**Korthalsia merrillii**:  
 Description, i, 212.  
**Korthalsia sacaphigerodes**:  
 Description, i, 212.  
**Korthalsia squarrosa**:  
 Description, i, 212.  
**Kosíng**, see *Anacardium occidentale*.  
**Kósol**, see *Eurycles amboinensis*.  
**Kotmók**, see *Terminalia edulis*.  
**Krus-krúsan**, see *Crescentia alata*.  
**Kuako-kuakóhan**, see *Abutilon indicum*.  
**Kuakuakóhan**, see *Abutilon indicum*.  
**Kuantóng**, see *Amaranthus spinosus*.  
**Kubámba**, see *Cassia diffusa*.  
**Kubámba**, see *Piper umbellatum*.  
**Kúbi**, see *Artocarpus cumingiana*.  
**Kúbi**, see *Artocarpus rubrovenia*.  
**Kúbi**, see *Cerbera manghas*.  
**Kubillí**, see *Cubilia blancoi*.  
**Kudlásan**, see *Coix lachryma-jobi*.  
**Kugítas**, see *Gnetum gnemon*.  
**Kugyug**, see *Dysoxylum decandrum*.  
**Kuhási**, see *Commelina benghalensis*.  
**Kuintas-kuintásan**, see *Canna indica*.  
**Kukodmón**, see *Fagraea racemosa*.  
**Kukuris**, see *Euphorbia radyma*.  
**Kula**, see *Geodorum nutans*.  
**Kulakatíngan**, see *Pterospermum obliquum*.  
**Kulálau**, see *Curcuma longa*.  
**Kulaloché**, see *Plumiera acuminata*.  
**Kulánta**, see *Barleria prionitis*.  
**Kulási**, see *Avicennia officinalis*.  
**Kulási**, see *Decaspermum fruticosum*.  
**Kulási**, see *Excoecaria agallocha*.  
**Kulási**, see *Lumnitzera littorea*.  
**Kulási'**, see *Lumnitzera racemosa*.  
**Kulási'**, see *Osbornia octodonta*.  
**Kulási'**, see *Scyphiphora hydrophyllacea*.  
**Kulát**, see *Urena lobata*.  
**Kulátai**, see *Jasminum sambac*.  
**Kulátai**, see *Leea manillensis*.  
**Kulátai**, see *Rotala aquatica*.  
**Kulatíngan**, see *Pterospermum obliquum*.  
**Kulét**, see *Urena lobata*.  
**Kuliád**, see *Gnetum indicum*.  
**Kuliamot**, see *Ficus benjamina*.  
**Kuliát**, see *Gnetum indicum*.  
**Kulibutbút**, see *Tabernaemontana pandacaqui*.  
**Kulik-manár**, see *Dalbergia ferruginea*.  
**Kulilém**, see *Garcinia binucao*.  
**Kulimbáning**, see *Xylocarpus granatum*.  
**Kuling-manók**, see *Agláia glomerata*.  
**Kúlís**, see *Decaspermum fruticosum*.  
**Kúlís**, see *Memecylon edule*.  
**Kúlís**, see *Memecylon ovatum*.  
**Kulítis**, see *Amaranthus spinosus*.  
**Kulítis**, see *Amaranthus viridis*.  
**Kulíuan**, see *Cinnamomum mercadoi*.  
**Kulkulási**, see *Commelina benghalensis*.  
**Kul-langém**, see *Tylophora perrottetiana*.  
**Kullukullúk**, see *Urena lobata*.  
**Kulong-kúgon**, see *Vernonia cinerea*.  
**Kulót**, see *Dioscorea hispida*.  
**Kulót**, see *Lygodium japonicum*.  
**Kulot-kulótan**, see *Triumfetta bartramia*.  
**Kulukatíngal**, see *Pterospermum obliquum*.  
**Kulukatíngan**, see *Pterospermum obliquum*.  
**Kulutkulítan**, see *Urena lobata*.  
**Kulút-pamo**, see *Columella trifolia*.  
**Kumagasáka**, see *Kingiodendron alternifolium*.  
**Kuman**, see *Gnetum gnemon*.  
**Kumintáng**, see *Lochnera rosea*.  
**Kunákun**, see *Elaeocarpus calomala*.  
**Kúnig**, see *Curcuma longa*.  
**Kúnig**, see *Mahonia philippinensis*.  
**Kupíkupít**, see *Merremia emarginata*.  
**Kupi-kupít**, see *Merremia emarginata*.  
**Kupkúp**, see *Eugenia calubcob*.  
**Kuplás**, see *Ficus ulmifolia*.  
**Kuránta**, see *Barleria prionitis*.  
**Kuren**, see *Stephania japonica*.  
**Kurimau**, see *Dipterocarpus vernicifluus*.  
**Kurukauáyan**, see *Apluda mutica*.  
**Kurumpáng**, see *Sterculia foetida*.  
**Kusibéng**, see *Sapindus saponaria*.  
**Kuskusípa**, see *Cissampelos pareira*.  
**Kutingkutíngan**, see *Heliotropium indicum*.  
**Kutipi**, see *Cyathocalyx globosus*.  
**Kutkut timbalong**, see *Barringtonia racemosa*.  
**Kuyau-kuyáu**, see *Alstonia macrophylla*.  
**Kuyau-yáu**, see *Paralstonia clusiacea*.  
**Kuyo**, see *Piper umbellatum*.  
**Kyllinga monocephala**:  
 Distribution, iii, 172.  
 Local names, iii, 172.  
 Medicinal, iii, 172.
- L**
- Labat**, see *Ardisia serrata*.  
**Labau**, see *Lunasia amara*.  
**Labauel**, see *Macaranga tanarius*.  
**Labáyo**, see *Melochia umbellata*.  
**Labiatas**:  
 Medicinal plants, iii, 70, 232.  
 Oils, ii, 217.  
**Labíg**, see *Livistona rotundifolia*.  
**Labnái**, see *Sterculia stipularis*.  
**Labnóg**, see *Ficus hawaii*.  
**Labon**, see *Abroma fastuosa*.  
**Labtáng**, see *Anamirta cocculus*.  
**Labuág**, see *Hibiscus surattensis*.  
**Labug-labug**, see *Malachra capitata*.  
**Ladá**, see *Capsicum frutescens*.  
**Ladiángau**, see *Agathis alba*.  
**Lagairái**, see *Ipomoea pes-caprae*.  
**Lagan**, see *Premna odorata*.  
**Lagaon**, see *Macaranga tanarius*.  
**Lagásak**, see *Bruguiera seawangula*.  
**Lagási**, see *Leucosyke capitellata*.  
**Lagau**, see *Macaranga tanarius*.  
**Lagenaria leucantha**:  
 Distribution, iii, 242.  
 Local names, iii, 242.  
 Medicinal, iii, 242.  
**Lagíauat**, see *Rubus rosaeifolius*.  
**Lagilái**, see *Ipomoea pes-caprae*.  
**Lagini**, see *Columella trifolia*.

- Lagkítan, see *Sida mysorensis*.  
 Lagmút, see *Ficus hauili*.  
 Lagneób, see *Ficus hauili*.  
 Lago, see *Abrus precatorius*.  
 Lágo, see *Pygeum glandulosum*.  
 Lágo, see *Pygeum preslii*.  
 Lagod, see *Trema orientalis*.  
 Lagoilói, see *Acanthos ilicifolius*.  
 Lagólo, see *Acrostichum aureum*.  
 Lagtál, see *Archangelisia flava*.  
 Lagtáng, see *Anamirta cocculus*.  
 Lagtáng, see *Archangelisia flava*.  
 Lagtáng, see *Tinomiscium philippinense*.  
 Lagtóm na pulá, see *Panicum stagninum*.  
 Laguan, see *Euchresta horsfieldii*.  
 Laguan, see *Nephele mutabile*.  
 Laguete, see *Celastrus paniculata*.  
 Lagukanata, see *Rubus fraxinifolius*.  
 Lagúndi, see *Vitex negundo*.  
 Lagúndi-láte, see *Pluchea indica*.  
 Lagúnding-dágat, see *Vitex trifolia*.  
 Lagúnding-gapáng, see *Vitex trifolia*.  
 Lagundi-salása, see *Buddleia asiatica*.  
 Lagunton, see *Nephrolepis hirsutula*.  
 Lagupók, see *Cardiospermum halicacabum*.  
 Lagutlút, see *Pandanus copelandii*.  
 Lagut-út, see *Xylocarpus moluccensis*.  
 Láho, see *Columbia serratifolia*.  
 Laiásin, see *Columbia serratifolia*.  
 Lailaiganan, see *Helicteres hirsuta*.  
 Laioán, see *Cicca acida*.  
 Lakadbúlan, see *Blumea balsamifera*.  
 Lakamás, see *Pachyrrhizus erosus*.  
 Lakaubi, see *Zalacca clemensiana*.  
 Lakién-tisubusub, see *Buddleia asiatica*.  
 Lakkáingan, see *Eugenia aerniana*.  
 Lamai, see *Trema orientalis*.  
 Lambug, see *Eugenia calubcob*.  
 Lamilan, see *Dipterocarpus vernicifluus*.  
 Lamió, see *Dracontomelum edule*.  
 Lamio, see *Garuga abilo*.  
 Lamnóg, see *Ficus hauili*.  
 Lam-nuan, see *Bambusa spinosa*.  
 Lamog, see *Gardenia pseudopsidium*.  
 Lamón, see *Enhalus acoroides*.  
 Lampakanai, see *Typha angustifolia*.  
 Lampáyong, see *Ipomoea pes-caprae*.  
 Lamp oil, see Illuminant.  
 Lampoyáng, see *Caruma zedoaria*.  
 Lamudiás, see *Coix lachryma-jobi*.  
 Lamudio, see *Carum copticum*.  
 Lanagon, see *Flacourtia euphlebica*.  
 Lanás, see *Stenochlaena palustris*.  
 Landing, see *Scyphiphora hydrophyllacea*.  
 Landrina, see *Borreria hispida*.  
 Lanéte, see *Allaeanthus luzonicus*.  
 Laneténg-gubat, see *Kibatalia blancoi*.  
 Lañgá, see *Sesamum orientale*.  
 Lañgaban, see *Ficus forstenii*.  
 Lañgaban, see *Ficus payapa*.  
 Lañgála, see *Fleurya interrupta*.  
 Laña-laña, see *Leucas lavandulifolia*.  
 Lañárai, see *Bruguiera cylindrica*.  
 Lañárai, see *Bruguiera parviflora*.  
 Langari, see *Bruguiera sexangula*.  
 Lañgari, see *Bruguiera sexangula*.  
 Langbáyong, see *Ipomoea pes-caprae*.  
 Langdáng, see *Metrozylon sagu*.  
 Lañgingi, see *Columella trifolia*.  
 Lañgis, see *Pittosporum resiniferum*.  
 Lañgis, see *Sesamum orientale*.  
 Lañgitágit, see *Celastrus paniculata*.  
 Langká, see *Artocarpus integra*.  
 Langkauás, see *Alpinia pyramidata*.  
 Langkauás, see *Zingiber zerumbet*.  
 Langkuás, see *Alpinia pyramidata*.  
 Langkuás, see *Donax cannaeformis*.  
 Langlangás, see *Phaeanthus ebracteolatus*.  
 Lañgósing, see *Grewia multiflora*.  
 Laníti, see *Kibatalia blancoi*.  
 Lankúg, see *Terminalia calamansanai*.  
 Lannú, see *Spondias pinnata*.  
 Lanó, see *Spondias pinnata*.  
 Lansina, see *Ricinus communis*.  
 Lansium dubium:  
     Description and distribution, ii, 304.  
     Figure, ii, 306.  
     Local names, ii, 304.  
     Food, ii, 304.  
 Lantána, see *Lantana camara*.  
 Lantana camara:  
     Description and distribution, ii, 217.  
     Local names, ii, 216.  
     Oil, ii, 216.  
 Lantana oil:  
     *Lantana camara*, ii, 216.  
 Lantén-sápa, see *Ottelia alismoides*.  
 Lantíng, see *Ottelia alismoides*.  
 Lánut, see *Grewia multiflora*.  
 Lanútan, see *Alphonsea arborea*.  
 Lanútan, see *Bombycidendron vidalianum*.  
 Lanútan, see *Cyathocalyx globosus*.  
 Lanútan, see *Goniothalamus amuyon*.  
 Lanútan, see *Gyrinopsis cumingiana*.  
 Lanútan, see *Phaeanthus ebracteolatus*.  
 Lanutan, see *Polyalthia flava*.  
 Lanútan, see *Pygeum preslii*.  
 Lanútan-itúm, see *Alphonsea arborea*.  
 Lanutan-puti, see *Grewia stylocarpa*.  
 Lapi, see *Grewia eriocarpa*.  
 Lapiníg, see *Eugenia xanthophylla*.  
 Lapní, see *Grewia eriocarpa*.  
 Lapnís, see *Grewia multiflora*.  
 Lapnís, see *Kleinhovia hospita*.  
 Lapnís, see *Melochia umbellata*.  
 Lapnisan, see *Grewia stylocarpa*.  
 Lapnít, see *Columbia lanceolata*.  
 Lapnít, see *Grewia eriocarpa*.  
 Lapnít, see *Sterculia hospita*.  
 Lapnít, see *Sterculia oblongata*.  
 Lapole, see *Acrostichum aureum*.  
 Laponáa, see *Coleus blumei*.  
 Laportea meyeniana:  
     Distribution, iii, 182.  
     Local names, iii, 182.  
     Medicinal, iii, 182.  
 Lápting, see *Ficus hauili*.  
 Lará, see *Capsicum frutescens*.  
 Lardu, see *Decaspermum fruticosum*.  
 Laróan-anító, see *Clerodendron intermedium*.  
 Lása, see *Abrus precatorius*.  
 Lasa, see *Canna indica*.

- Lasá, see *Nipa fruticans*.  
 Lása, see *Nipa fruticans*.  
 Lása, see *Thysanolaena maxima*.  
 Lasila, see *Terminalia comintana*.  
 Lasilak, see *Terminalia comintana*.  
 Lasilat, see *Terminalia comintana*.  
 Lasoná, see *Allium sativum*.  
 Lassi, see *Premna odorata*.  
 Lasuit, see *Pittosporum pentandrum*.  
 Latá, see *Antiaris toxicaria*.  
*Latania commersonii*:  
 Recently introduced palm, i, 243.  
*Latania loddigesii*:  
 Recently introduced palm, i, 243.  
 Latauán, see *Cyathocalyx globosus*.  
 Latok, see *Telosma procumbens*.  
 Látris, see *Muntingia calabura*.  
 Latúba, see *Barringtonia acutangula*.  
 Lauán, see *Anisoptera thurifera*.  
 Lauán, see *Dipterocarpus vernicifluus*.  
 Lauán puti, see *Anisoptera thurifera*.  
 Láuas, see *Nymphaea pubescens*.  
 Lauat, see *Litsea glutinosa*.  
**Lauraceae**:  
 Food plants, ii, 282.  
 Medicinal plants, iii, 187.  
 Oils, ii, 200.  
 Laurél, see *Lochnera rosea*.  
 Laurél, see *Plumbago indica*.  
*Lawsonia inermis*:  
 Distribution, iii, 214.  
 Local name, iii, 214.  
 Medicinal, iii, 214.  
 Láya, see *Zingiber officinale*.  
 La-yá, see *Zingiber officinale*.  
 Lay-á, see *Zingiber officinale*.  
 Layásin, see *Leucosyke capitellata*.  
 Leather, patent:  
*Agathis alba*, ii, 20.  
**Lecythidaceae**:  
 Medicinal plants, iii, 214.  
 Oils, ii, 161.  
 Poisonous plants, iii, 81.  
*Leea aculeata*:  
 Distribution, iii, 206.  
 Local names, iii, 206.  
 Medicinal, iii, 206.  
*Leea manillensis*:  
 Distribution, iii, 206.  
 Local names, iii, 206.  
 Medicinal, iii, 206.  
**Leguminosae**:  
 Dyes, ii, 389.  
 Fiber plants, i, 378.  
 Fire wood, iii, 87.  
 Food plants, ii, 288.  
 Gums, ii, 72.  
 Medicinal plants, iii, 67, 189.  
 Oils, ii, 108, 204.  
 Paper, i, 423.  
 Poisonous plants, iii, 79.  
 Resins, ii, 38.  
 Soap substitutes, iii, 52.  
 Tannins, iii, 93.  
 Lemon grass, see *Andropogon citratus*.  
 Lemon-grass oil:  
*Andropogon citratus*, ii, 174.  
 Lenggadai, see *Bruguiera parviflora*.  
 Lenggadi, see *Bruguiera conjugata*.  
 Lenggadi, see *Bruguiera sexangula*.  
 Lengngá, see *Sesamum orientale*.  
 Lengua de león, see *Sansevieria zeylanica*.  
*Lentinus connatus*:  
 Description, iii, 124.  
 Edible fungi, iii, 124.  
*Lentinus exilis*:  
 Description, iii, 124.  
 Figure, iii, 125.  
 Edible fungi, iii, 124.  
*Lentinus leucochrous*:  
 Description, iii, 124.  
 Edible fungi, iii, 124.  
*Lentinus squarrosulus*:  
 Description, iii, 124.  
 Figure, iii, 127.  
 Edible fungi, iii, 124.  
*Lepidopetalum perrottetii*:  
 Distribution, iii, 204.  
 Local names, iii, 204.  
 Medicinal, iii, 204.  
*Lepiota candida*:  
 Description, iii, 138.  
 Distribution, iii, 138.  
 Edible fungi, iii, 138.  
*Lepiota cepaestipes*:  
 Edible fungi, iii, 142.  
*Lepiota chlorospora*:  
 Description, iii, 140.  
 Distribution, iii, 140.  
 Figure, iii, 141.  
 Poisonous fungus, iii, 140.  
*Lepiota elata*:  
 Description, iii, 140.  
 Distribution, iii, 140.  
 Edible fungi, iii, 140.  
*Lepiota fusco-squamea*:  
 Description, iii, 140.  
 Edible fungi, iii, 140.  
*Lepiota pulcherrima*:  
 Edible fungi, iii, 142.  
*Lepiota revelata*:  
 Edible fungi, iii, 142.  
*Lepiota sulphopenita*:  
 Edible fungi, iii, 142.  
 Léting-páko, see *Crataeva religiosa*.  
 Létis, see *Anisoptera thurifera*.  
 Létis, see *Dipterocarpus grandiflorus*.  
 Letlét, see *Piper betle*.  
*Leucaena glauca*:  
 Description and distribution, ii, 290.  
 Figure, ii, 293; iii, 86, 89, 91.  
 Local names, ii, 290.  
 Coffee substitute, ii, 290.  
 Firewood, iii, 88.  
 Firewood crop, ii, 290.  
 Planting, iii, 88.  
*Leucas lavandulifolia*:  
 Distribution, iii, 233.  
 Local names, iii, 233.  
 Medicinal, iii, 233.

- Leucosyke capitellata*:  
Description and distribution, i, 374.  
Local names, i, 374.  
Fiber, i, 374.
- Li-á-sin, see *Leucosyke capitellata*.
- Liba, see *Allaeanthus glaber*.
- Libai, see *Achyranthes aspera*.
- Libákan, see *Fagraea racemosa*.
- Libang-báng, see *Bauhinia cumingiana*.
- Libás, see *Garuga abilo*.
- Libás, see *Momordica cochinchinensis*.
- Libás, see *Spondias pinnata*.
- Libáto, see *Basella rubra*.
- Libáto, see *Lumnitzera littorea*.
- Libáto,puti, see *Camptosemon philippinense*.
- Libintáno, see *Clerodendron intermedium*.
- Libtúk, see *Pterocymbium tinctorium*.
- Licuala spinosa*:  
Description and distribution, i, 212.  
Figure, i, 215.  
Local names, i, 212.  
Ornamental, i, 212.
- Ligaa, see *Grewia multiflora*.
- Ligabon, see *Macaranga tanarius*.
- Ligad, see *Dodonaea viscosa*.
- Ligan-lúpa, see *Polygonum barbatum*.
- Ligás, see *Semecarpus cuneiformis*.
- Ligás, see *Semecarpus gigantifolia*.
- Ligayán, see *Mimusops parvifolia*.
- Ligtáng, see *Anamirta cocculus*.
- Liliaceae**:  
Fiber plants, i, 360.  
Medicinal plants, iii, 175.  
Ornamental plants, iii, 12.
- Lilitan, see *Paederia foetida*.
- Lilium philippinensis*:  
Description and distribution, iii, 12.  
Figure, iii, 13.  
Local names, iii, 12.  
Ornamental, iii, 12.
- Lillau, see *Ficus hauili*.
- Lima bean, see *Phaseolus lunatus*.
- Lima-limá, see *Dioscorea pentaphylla*.
- Limáng-súgat, see *Pseuderanthemum pulchellum*.
- Lime, bird:  
*Artocarpus elastica*, ii, 70.
- Limnophila indica*:  
Distribution, iii, 235.  
Local name, iii, 235.  
Medicinal, iii, 235.
- Limnophila rugosa*:  
Description and distribution, ii, 375.  
Local name, ii, 375.  
Food, ii, 375.  
Hair perfume, ii, 375.
- Limon see *Coleus amboinicus*.
- Limoncito, see *Triphasia trifoliata*.
- Limoncítong-kastila, see *Triphasia trifoliata*.
- Limón-karabáu, see *Citrus hystrix*.
- Liñgá, see *Sesamum orientale*.
- Linga-ling, see *Nelumbium nelumbo*.
- Liñgaro, see *Elaeagnus philippensis*.
- Liñgátan, see *Laportea meyeniana*.
- Lingñgá, see *Sesamum orientale*.
- Liñgóg, see *Avicennia officinalis*.
- Liño-liño, see *Mimusops parvifolia*.
- Lino, see *Morinda citrifolia*.
- Línog, see *Scaevola frutescens*.
- Linoleum**:  
*Aluerites moluccana*, ii, 124.
- Línu, see *Scaevola frutescens*.
- Lipa, see *Laportea meyeniana*.
- Lipái, see *Laportea meyeniana*.
- Lipái, see *Mucuna nigricans*.
- Lipang-áso, see *Boehmeria nivea*.
- Lipang-áso, see *Fleurya interrupta*.
- Lipang-dútong, see *Laportea meyeniana*.
- Lipang-kalabáu, see *Laportea meyeniana*.
- Lipang-kastila, see *Fleurya interrupta*.
- Lipáta, see *Cerbera manghas*.
- Lipáta, see *Excoecaria agallocha*.
- Lipátang-búhai, see *Excoecaria agallocha*.
- Lipáuen, see *Alstonia scholaris*.
- Lipót, see *Dipterocarpus vernicifluus*.
- Lipóte, see *Eugenia curranii*.
- Lipóte, see *Eugenia polycephaloides*.
- Lippia nodiflora*:  
Distribution, iii, 230.  
Local names, iii, 230.  
Medicinal, iii, 230.
- Lipús, see *Dipterocarpus vernicifluus*.
- Lipúte, see *Eugenia polycephaloides*.
- Lipúti, see *Canarium ovatum*.
- Lipúting-gúbat, see *Ardisia boissieri*.
- Lirio, see *Hymenocallis littorale*.
- Liriong-gúbat, see *Calanthe veratrifolia*.
- Lisid, see *Chonemorpha elastica*.
- Litálit, see *Hyptis suaveolens*.
- Litlít, see *Piper betle*.
- Litlít, see *Piper retrofractum*.
- Litsea glutinosa*:  
Distribution, iii, 187.  
Local names, iii, 187.  
Medicinal, iii, 187.
- Liúhon, see *Homonoia riparia*.
- Liulfu, see *Ficus hauili*.
- Livistona australis*:  
Recently introduced palm, i, 243.
- Livistona chinensis*:  
Recently introduced palm, i, 243.
- Livistona cochinchinensis*:  
Description, i, 214, 216.  
Distribution, i, 135, 216.  
Figure, i, 218.  
Local name, i, 216.  
Uses, i, 216.
- Livistona merrillii*:  
Description, i, 214.
- Livistona robinsoniana*:  
Description, i, 214.
- Livistona rotundifolia*:  
Description, i, 214.  
Distribution, i, 216.  
Figure, i, 219.  
Local names, i, 216.  
Uses, i, 216.
- Livistona* spp.:  
Food, ii, 252.
- Lóbi, see *Cocos nucifera*.
- Lobo-lobóhan, see *Cardiospermum halicacabum*.



- Lochnera rosea*:  
 Distribution, iii, 222.  
 Local names, iii, 222.  
 Medicinal, iii, 222.
- Loganiaceae**:  
 Fiber plants, i, 406.  
 Medicinal plants, iii, 70, 220.
- Logó, see *Terminalia catappa*.
- Loíloi, see *Leucaena glauca*.
- Lokblút, see *Litsea glutinosa*.
- Lokdó, see *Dryopteris pteroides*.
- Lokdó, see *Nephrolepis hirsutula*.
- Lókolokó, see *Ocimum sanctum*.
- Loloán, see *Pistia stratiotes*.
- Lomañog, see *Litsea glutinosa*.
- Longbayau, see *Kingiodendron alternifolium*.
- Longbói, see *Eugenia cumini*.
- Lonicera philippinensis*:  
 Description and distribution, i, 409.  
 Local names, i, 409.  
 Fiber, i, 409.
- Longtóng, see *Sterculia luzonica*.
- Lo-ob, see *Schizostachyum dielsianum*.
- Lo-ob, see *Schizostachyum diffusum*.
- Loomoi, see *Scindapsus* spp.
- Looms:  
*Schizostachyum textorium*, i, 265.
- Lopa, see *Bambusa cornuta*.
- Lophopetalum toxicum*:  
 Distribution, iii, 203.  
 Local names, iii, 203.  
 Medicinal, iii, 203.
- Lopúlopú, see *Lippia nodiflora*.
- Losúban, see *Bombycidendron vidalianum*.
- Lotion:  
*Cocos nucifera*, ii, 93.
- Lotus, see *Nelumbium nelumbo*.
- Lubanáyong, see *Xylocarpus granatum*.
- Lubás, see *Spondias pinnata*.
- Lúbi, see *Cocos nucifera*.
- Lubia, see *Pinanga* spp.
- Lubigán, see *Acorus calamus*.
- Lubilábi, see *Cubilia blancoi*.
- Lubi-lubi, see *Geodorum nutans*.
- Lubilúbi, see *Lunasia amara*.
- Lubricant:  
*Isoptera borneensis*, ii, 160.  
*Jatropha curcas*, ii, 140.  
*Ricinus communis*, ii, 143.  
*Sesamum orientale*, ii, 168.  
*Shorea balangeran*, ii, 160.
- Luffa cylindrica*:  
 Distribution, iii, 242.  
 Local names, iii, 242.  
 Medicinal, iii, 242.
- Lugis, see *Eugenia mananquil*.
- Lugo, see *Barringtonia asiatica*.
- Lúgos, see *Areca catechu*.
- Lukabbaán, see *Sonneratia caseolaris*.
- Lukabbán, see *Sonneratia alba*.
- Lukabban, see *Sonneratia caseolaris*.
- Lukbán, see *Citrus maxima*.
- Lukbán-balit, see *Murraya paniculata*.
- Lulupaw, see *Abutilon indicum*.
- Lumabo, see *Jasminum sambac*.
- Lumampáu, see *Schizostachyum lumampao*.
- Lumánai, see *Homonoia riparia*.
- Lumanáia, see *Homonoia riparia*.
- Lumbai, see *Metroxylon sagu*.
- Lumbánau, see *Aglaia everettii*.
- Lumbáng, see *Aleurites moluccana*.
- Lumbáng, see *Aleurites trisperma*.
- Lumbang-banukalád, see *Aleurites trisperma*.
- Lumbang-bató, see *Aleurites moluccana*.
- Lumbang-gúbat, see *Aleurites trisperma*.
- Lumbang oil:  
*Aleurites moluccana*, ii, 124.
- Lumbiá, see *Metroxylon sagu*.
- Lumbiág, see *Metroxylon sagu*.
- Lumbói, see *Eugenia cumini*.
- Lumnitzera litorea*:  
 Description, i, 68.  
 Distribution, i, 22, 68.  
 Figure, i, 71.  
 Local names, i, 68.  
 Forest charge, i, 125.  
 Stands, i, 96, 97.  
 Timber, i, 70.
- Lumnitzera racemosa*:  
 Description and distribution, i, 70.  
 Local names, i, 70.  
 Forest charge, i, 125.  
 Medicinal, iii, 215.
- Lumpitan, see *Quamoclit pinnata*.
- Lunan, see *Lunasia amara*.
- Lúnas, see *Bambusa vulgaris*.
- Lúnas, see *Costus speciosus*.
- Lúnas, see *Gonocaryum calleryanum*.
- Lúnas, see *Lunasia amara*.
- Lúnas, see *Oleandra nerifformis*.
- Lunas-bondok, see *Lunasia amara*.
- Lunasia amara*:  
 Distribution, iii, 194.  
 Local names, iii, 194.  
 Medicinal, iii, 194.
- Luñgá, see *Sesamum orientale*.
- Luñgakan, see *Macaranga tanarius*.
- Lunúg, see *Ficus pachyphylla*.
- Luoí-lúoi na dakó, see *Grammatophyllum multiflorum*.
- Lúpa, see *Fleurya interrupta*.
- Lupák, see *Euphoria didyma*.
- Lupí, see *Phragmites karka*.
- Lupí, see *Phragmites vulgaris*.
- Lupíg, see *Bauhinia cumingiana*.
- Lupigi, see *Dracontomelum dao*.
- Lup-lupak, see *Lilium philippinensis*.
- Lupluppán, see *Abutilon indicum*.
- Lupo, see *Columella trifolia*.
- Lusong, see *Vaccinium whitfordii*.
- Lusunan, see *Eugenia aherniana*.
- Luting, see *Rubus fraxinifolius*.
- Lúya, see *Zingiber officinale*.
- Luy-á, see *Zingiber officinale*.
- Luyaluyáhan, see *Curcuma zedoaria*.
- Luyang-diláu, see *Curcuma longa*.
- Lúyong, see *Livistona rotundifolia*.
- Lúyos, see *Areca catechu*.
- Lycoperdaceae**:  
 Edible fungi, iii, 142.
- Lycoperdon cepiforme*:  
 Edible fungi, iii, 144.

- Lycoperdon furfuraceum*:  
Edible fungi, iii, 144.
- Lycoperdon lilacinum*:  
Description, iii, 142.  
Figure, iii, 143.  
Edible fungi, iii, 142.
- Lycoperdon plicatum*:  
Edible fungi, iii, 144.
- Lycoperdon polymorphum*:  
Edible fungi, iii, 144.
- Lycoperdon pratense*:  
Description, iii, 144.  
Edible fungi, iii, 144.
- Lycoperdon pusillum*:  
Description, iii, 142.  
Edible fungi, iii, 142.
- Lycoperdon pyriforme*:  
Description, iii, 144.  
Edible fungi, iii, 144.
- Lycoperdon roseum*:  
Edible fungi, iii, 144.
- Lycoperdon vanderystii*:  
Edible fungi, iii, 144.
- Lycopersicum esculentum*:  
Description and distribution, ii, 374.  
Local names, ii, 374.  
Food, ii, 374.
- Lycopodiaceae**:  
Ornamental plants, iii, 12.
- Lycopodium* spp.:  
Description and distribution, iii, 12.  
Ornamental, iii, 12.
- Lye**:  
*Acanthus ilicifolius*, iii, 90.
- Lygodium circinnatum*:  
Description, i, 328.  
Distribution, iii, 168.  
Figure, i, 329.  
Local names, i, 326, 328.  
Fiber, i, 328.  
Medicinal, iii, 168.
- Lygodium flexuosum*:  
Description, i, 328.  
Local names, i, 326, 328.  
Fiber, i, 328.
- Lygodium japonicum*:  
Description, i, 328.  
Local names, i, 326, 328.  
Fiber, i, 328.
- Lygodium scandens*:  
Description, i, 328.  
Local names, i, 326, 328.  
Fiber, i, 328.
- Lygodium semihastatum*:  
Description, i, 328.  
Fiber, i, 326, 328.  
Local names, i, 326, 328.
- Lythraceae**:  
Medicinal plants, iii, 214.
- M**
- Ma-ásim, see *Macaranga tanarius*.
- Mabantút, see *Terminalia calamansanai*.
- Mabúlo, see *Diospyros discolor*.
- Mabúlo, see *Trichodesma zeylanicum*.
- Macahíya, see *Biophytum sensitivum*.
- Macaranga grandifolia*:  
Distribution, iii, 200.  
Local names, iii, 200.  
Medicinal, iii, 200.
- Macaranga tanarius*:  
Description and distribution, ii, 73, 312.  
Figure, ii, 313.  
Local names, ii, 73, 310.  
Fermented drink, ii, 312.  
Glue, ii, 73.  
Medicinal, iii, 200.
- Maesa cumingii*:  
Description and distribution, i, 406.  
Local names, i, 406.  
Fiber, i, 406.  
Fish poison, iii, 81.
- Maesa denticulata*:  
Fish poison, iii, 81.
- Maesa laxa*:  
Fish poison, iii, 81.
- Magaán, see *Gyrinopsis cumingiana*.
- Magabalogo, see *Kingiodendron alternifolium*.
- Magalolo, see *Lumnitzera littorea*.
- Maganhóp sa búkid, see *Albizia lebbekoides*.
- Magatalísai, see *Terminalia calamansanai*.
- Magátas, see *Euphorbia hirta*.
- Magatungál, see *Gnetum gnemon*.
- Magau, see *Ocimum sanctum*.
- Magáyao, see *Heritiera littoralis*.
- Magílik, see *Premna cumingiana*.
- Magimapau, see *Dendrobium crumenatum*.
- Magimpál, see *Dendrobium crumenatum*.
- Magít, see *Pongamia pinnata*.
- Magkauáyan, see *Apluda mutica*.
- Magkonó, see *Eugenia aherniana*.
- Maglolopói, see *Terminalia comintana*.
- Maglumbói, see *Elaeocarpus calomala*.
- Magmansí, see *Vernonia cinerea*.
- Magnoliaceae**:  
Oils, ii, 185.
- Magtalísai, see *Terminalia edulis*.
- Magtalulóng, see *Eugenia polycephaloides*.
- Magtañgúd, see *Bruguiera cylindrica*.
- Magtoñgód, see *Cerriops tagal*.
- Magtoñgóg, see *Bruguiera cylindrica*.
- Maguey, see *Agave cantala*.
- Magusiak, see *Fragaria racemosa*.
- Magutapilak, see *Pothoidium lobbianum*.
- Mahihiyáin, see *Biophytum sensitivum*.
- Mahonia philippinensis*:  
Description and distribution, ii, 388.  
Local name, ii, 388.  
Dye, ii, 388.
- Maíána, see *Coleus blumei*.
- Maíánau, see *Coleus blumei*.
- Maidbaíd, see *Oroxylum indicum*.
- Maigáng, see *Eugenia polycephaloides*.
- Mais, see *Zeamays*.
- Maismáisan, see *Asclepias curassavica*.
- Makaásim, see *Eugenia mananquil*.
- Makabáñgon, see *Micromelum compressum*.
- Makabra, see *Rotala aquatica*.
- Makabu, see *Cissampelos pareira*.
- Makadáeg, see *Dracontomelum dao*.
- Makahía, see *Mimosa pudica*.

- Makahilub**, see *Euchresta horsfieldii*.  
**Makahiyang-lalake**, see *Biophytum sensitivum*.  
**Makalalanang**, see *Clerodendron intermedium*.  
**Makalsa**, see *Chisocheton cumingianus*.  
**Makaslá**, see *Croton tiglium*.  
**Makatbá**, see *Citrus hystrix*.  
**Makatibuha**, see *Fagraea racemosa*.  
**Makáu**, see *Agathis alba*.  
**Mákau**, see *Dracontomelum dao*.  
**Makaya**, see *Grewia stylocarpa*.  
**Makitkitot**, see *Euphorbia thymifolia*.  
**Makópa**, see *Eugenia calubcob*.  
**Malaachuéte**, see *Melochia umbellata*.  
**Malaaduás**, see *Dysoxylum decandrum*.  
**Malaamís**, see *Scoparia dulcis*.  
**Mala-ang lako lakop**, see *Polthos* spp.  
**Mala-anónas**, see *Pygeum preslii*.  
**Malaápi**, see *Premna cumingiana*.  
**Malaapúlid**, see *Kyllinga monocephala*.  
**Mala-átis**, see *Anisoptera thurifera*.  
**Malabágo**, see *Fagraea racemosa*.  
**Malabágo**, see *Hibiscus tiliaceus*.  
**Malabanggi**, see *Memeceylon ovatum*.  
**Malabanílad**, see *Sterculia oblongata*.  
**Malabatíno**, see *Paralstonia clusiacea*.  
**Malabayábas**, see *Eugenia aheriana*.  
**Malabayabas**, see *Gardenia pseudopsidium*.  
**Malabíga**, see *Alocasia macrorrhiza*.  
**Malabignái**, see *Anacolosa luzoniensis*.  
**Malabitís-pápa**, see *Malachra fasciata*.  
**Malabóho**, see *Sterculia oblongata*.  
**Malabóhok**, see *Casuarina equisetifolia*.  
**Malabohók**, see *Quamoclit pinnata*.  
**Malabokbók**, see *Gymnartocarpus woodii*.  
**Malabonót**, see *Sterculia cuneata*.  
**Malabuáia**, see *Fagraea racemosa*.  
**Malabugós**, see *Homonoia riparia*.  
**Malabúlak**, see *Bombax ceiba*.  
**Malabúlak**, see *Justicia gendarussa*.  
**Malabúnga**, see *Macaranga tanarius*.  
**Malabúnga**, see *Sterculia oblongata*.  
**Malacafé**, see *Mussaenda philippica*.  
**Malachra fasciata**:  
 Description and distribution, i, 388.  
 Local names, i, 388.  
 Dimensions of bast fibers, i, 322.  
 Rope, i, 388.  
 Tensile strength, i, 321.  
**Malachra capitata**:  
 Description and distribution, i, 388.  
 Distribution, iii, 209.  
 Local names, i, 387.  
 Dimensions of bast fibers, i, 322.  
 Fiber, i, 387.  
 Medicinal, iii, 209.  
**Maladáyap**, see *Capparis micracantha*.  
**Maladáyap**, see *Lansium dubium*.  
**Maladitá**, see *Paralstonia clusiacea*.  
**Maladitá**, see *Rauwolfia amsoniaefolia*.  
**Maladosódos**, see *Pseuderanthemum pulchellum*.  
**Malagábi**, see *Terminalia edulis*.  
**Malaganep**, see *Pithecolobium subacutum*.  
**Malagánit**, see *Albizia lebbekoides*.  
**Malagánit**, see *Leucaena glauca*.  
**Malagápas**, see *Gyrinopsis cumingiana*.  
**Malagasáha**, see *Sterculia philippinensis*.  
**Malagasáha**, see *Sterculia stipularis*.  
**Malagayáman**, see *Pothoidium lobbianum*.  
**Malagayáman**, see *Pothos* spp.  
**Malaghánip**, see *Albizia lebbekoides*.  
**Malaghánit**, see *Albizia lebbekoides*.  
**Malagiting-giting**, see *Decaspermum fruticosum*.  
**Malagrnát**, see *Pygeum preslii*.  
**Malagozzán**, see *Gonocaryum calleryanum*.  
**Malahábi**, see *Guioa koelreuteria*.  
**Malahágis**, see *Eugenia mananquil*.  
**Malahito**, see *Sapindus saponaria*.  
**Malaigang**, see *Eugenia calubcob*.  
**Malaigang**, see *Eugenia mananquil*.  
**Malaikmó**, see *Gonocaryum calleryanum*.  
**Malaikmó-laláki**, see *Gonocaryum calleryanum*.  
**Mala-imus**, see *Elaeagnus philippensis*.  
**Malaisia scandens**:  
 Description and distribution, i, 373.  
 Local names, i, 373.  
 Fiber, i, 373.  
 Medicinal, iii, 181.  
**Malaisís**, see *Malaisia scandens*.  
**Malaiyau**, see *Dracontomelum dao*.  
**Malakadiós**, see *Allaeanthus glaber*.  
**Malakakáo**, see *Lepidopetalum perrottetii*.  
**Malakakáo**, see *Litsea glutinosa*.  
**Malakakáo**, see *Phaleria cumingii*.  
**Malakakáo**, see *Sterculia cuneata*.  
**Malakakáo**, see *Sterculia oblongata*.  
**Malakakáo**, see *Uvaria sorzogonensis*.  
**Malakalád**, see *Chisocheton cumingianus*.  
**Malakalumpáng**, see *Sterculia luzonica*.  
**Malakalumpít**, see *Terminalia calamansani*.  
**Malakanasi**, see *Lansium dubium*.  
**Malakapái**, see *Sterculia crassiramea*.  
**Malakirum-kirúm**, see *Phyllanthus niruri*.  
**Malakmálak**, see *Palaquium philippense*.  
**Malakmálak oil**:  
*Palaquium philippense*, ii, 168.  
**Malakópa**, see *Eugenia calubcob*.  
**Malakudkúran**, see *Heliotropium indicum*.  
**Malalapi**, see *Maesa cumingii*.  
**Malamansanita**, see *Helicteres hirsuta*.  
**Malambiágan**, see *Allaeanthus glaber*.  
**Malampután**, see *Nephetium mutabile*.  
**Malamuláuin**, see *Premna nauseosa*.  
**Malanangká**, see *Gymnartocarpus woodii*.  
**Malanbanílad**, see *Sterculia oblongata*.  
**Malangbuyúd**, see *Phyllanthus reticulatus*.  
**Malanopit**, see *Elaeocarpus calomala*.  
**Malapáho**, see *Dipterocarpus grandiflorus*.  
**Malapáho**, see *Dipterocarpus verniciflorus*.  
**Malapáho**, see *Mangifera altissima*.  
**Malapakpák**, see *Rhaphidophora merrillii*.  
**Malapandakáki**, see *Gonocaryum calleryanum*.  
**Malapañgi**, see *Pangium edule*.  
**Malapapáya**, see *Sterculia crassiramea*.  
**Malapi**, see *Croton tiglium*.  
**Malapili**, see *Canarium luzonicum*.  
**Malapingán**, see *Gonocaryum calleryanum*.  
**Malapotókan**, see *Clerodendrom macrostegium*.  
**Malaputat**, see *Ardisia serrata*.

- Malapútat, see *Palaquium philippense*.  
 Malaranúm, see *Ardisia boissieri*.  
 Malarúhat, see *Eugenia calubcob*.  
 Malarúhat, see *Eugenia mananquil*.  
 Malarúñgon, see *Heritiera littoralis*.  
 Malarúrang, see *Trema orientalis*.  
 Malarúrung, see *Trema orientalis*.  
 Malarutto, see *Cissampelos pareira*.  
 Malasága, see *Pithecolobium subacutum*.  
 Malaságad, see *Adenantha intermedia*.  
 Malaságing, see *Aglaiá harmsiana*.  
 Malaságing, see *Cubilia blancoi*.  
 Malasamát, see *Gonocaryum calleryanum*.  
 Malasambóng, see *Buddleia asiatica*.  
 Malasambóng, see *Callicarpa erioclona*.  
 Malasambóng-damó, see *Sphaeranthus afri-*  
*canus*.  
 Malasampálok, see *Albizia lebbekoides*.  
 Malasandía, see *Ipomoea pes-tigris*.  
 Malasañgi, see *Guioa koelreuteria*.  
 Malásang-salve, see *Dalbergia ferruginea*.  
 Malasantól, see *Aglaiá everettii*.  
 Malasantól, see *Diospyros discolor*.  
 Malasapsáp, see *Pterocymbium tinctorium*.  
 Malasapúti, see *Palaquium philippense*.  
 Malasikongdóron, see *Trema orientalis*.  
 Malatadiáng, see *Ehretia navesii*.  
 Malatakón, see *Helicteres hirsuta*.  
 Malatampúi, see *Eugenia xanthophylla*.  
 Malatapái, see *Alstonia macrophylla*.  
 Malatapái, see *Cyathocalyx globosus*.  
 Malatapái, see *Gonocaryum calleryanum*.  
 Malatúba, see *Mallotus philippinensis*.  
 Malatumbága, see *Aglaiá harmsiana*.  
 Malatumbága, see *Chisocheton pentandrus*.  
 Malatumbága, see *Gonophyllum falcatum*.  
 Malauás, see *Guioa koelreuteria*.  
 Malaúbi, see *Aristolochia tagala*.  
 Malayambo, see *Ardisia boissieri*.  
 Malayambo, see *Eugenia xanthophylla*.  
 Malbas-damó, see *Fatoua pilosa*.  
 Malenǵgál, see *Canscra diffusa*.  
 Maliána, see *Coleus blumei*.  
 Malibágo, see *Hibiscus tiliaceus*.  
 Malibágo, see *Kleinhovia hospita*.  
 Malibágo, see *Thespesia populnea*.  
 Maligáng, see *Osbornia octodonta*.  
 Maligus, see *Buddleia asiatica*.  
 Mali-mali, see *Leea aculeata*.  
 Mali-mali, see *Leea manillensis*.  
 Malimális, see *Euphorbia hirta*.  
 Malinǵga, see *Benincasa hispida*.  
 Malisa, see *Piper nigrum*.  
 Malismalisan, see *Scoparia dulcis*.  
 Mallets, polo:  
     *Bambusa spinosa*, i, 259.  
*Mallotus philippinensis*:  
     Description and distribution, ii, 398.  
     Local names, ii, 396.  
     Banato oil, ii, 142.  
     Dye, ii, 398.  
     Medicinal, iii, 200.  
     Tape-worm remedy, iii, 68.  
 Malobágo, see *Kleinhovia hospita*.  
 Malobágo, see *Thespesia populnea*.  
 Malubágo, see *Hibiscus tiliaceus*.  
 Malugái, see *Moringa oleifera*.  
 Malúl, see *Jasminum sambac*.  
 Malumalunggáyan, see *Dalbergia ferruginea*.  
 Malunggái, see *Moringa oleifera*.  
 Malunggál, see *Samadera indica*.  
 Malvaceae:  
     Dyes, ii, 399.  
     Fiber plants, i, 386.  
     Food plants, ii, 336.  
     Medicinal plants, iii, 208.  
 Malvalúsa, see *Solanum cumingii*.  
 Malvas, see *Abutilon indicum*.  
 Malvas de castilla, see *Abutilon indicum*.  
*Malvastrum coromandelinum*:  
     Description and distribution, i, 388.  
     Local names, i, 388.  
     Brooms, i, 388.  
     Medicinal, iii, 209.  
 Malvis, see *Abutilon indicum*.  
 Máma, see *Pinanga* spp.  
 Mamadling, see *Columbia blancoi*.  
 Mamákau, see *Dracontomelum dao*.  
 Mamales, see *Pittosporum pentandrum*.  
 Mamálig, see *Leea aculeata*.  
 Mamális, see *Guioa koelreuteria*.  
 Mamális, see *Pittosporum pentandrum*.  
 Mamalis, see *Sapindus saponaria*.  
 Mamilis oil:  
     *Pittosporum pentandrum*, ii, 105.  
 Mamanǵal, see *Leea manillensis*.  
 Mamatá, see *Euphoria didyma*.  
 Mamatá-babáe, see *Lansium dubium*.  
 Mamauéd, see *Columbia blancoi*.  
 Mamauéd, see *Columbia serratifolia*.  
 Mambóg, see *Nauclea junghuhnii*.  
 Mamogen, see *Uvaria sorzogonensis*.  
 Mamonák, see *Aglaiá harmsiana*.  
 Mamoñgol, see *Pycnarrhena manillensis*.  
 Mampala, see *Mangifera indica*.  
 Mampalang, see *Mangifera indica*.  
 Mamued, see *Columbia blancoi*.  
 Maná, see *Jatropha multifida*.  
 Manabá, see *Premna cumingiana*.  
 Manábo, see *Gynandropsis gynandra*.  
 Manágos, see *Homonoia riparia*.  
 Manalu, see *Semecarpus gigantifolia*.  
 Manan-áw, see *Phalaenopsis lueddemanniana*.  
 Manankil, see *Eugenia mananquil*.  
 Mana oil:  
     *Jatropha multifida*, ii, 142.  
 Manaon, see *Dalbergia ferruginea*.  
 Manapo, see *Cyathaea* spp.  
 Manápo, see *Sindora supa*.  
 Manaring, see *Diplodiscus paniculatus*.  
 Manau, see *Dendrobium crumenatum*.  
 Manban, see *Donax cannaeformis*.  
 Mañgágos, see *Homonoia riparia*.  
 Mangala, see *Garcinia venulosa*.  
 Mangalri, see *Diplodiscus paniculatus*.  
 Mángga, see *Mangifera indica*.  
 Manggapóle, see *Mangifera altissima*.  
 Manggasinóro, see *Phaeanthus ebracteolatus*.  
 Manggating, see *Campostemon philippinense*.  
*Mangifera altissima*:  
     Description and distribution, ii, 316.  
     Figure, ii, 318.

**Mangifera altissima**—Continued.

Local names, ii, 316.

Food, ii, 316.

**Mangifera caesia**:

Description and distribution, ii, 320.

Figure, ii, 319.

Local names, ii, 320.

Food, ii, 239, 320.

**Mangifera indica**:

Distribution, iii, 202.

Local names, iii, 202.

Medicinal, iii, 202.

**Mangifera odorata**:

Description and distribution, ii, 320.

Local names, ii, 320.

Food, ii, 320.

**Mañgil**, see *Rubia cordifolia*.**Mañgipod**, see *Areca ipot*.**Mangkit**, see *Urena lobata*.**Mangkít-párang**, see *Desmodium heterocarpum*.**Mango**, see *Mangifera indica*.**Mangostan**, see *Garcinia mangostana*.**Mangosteen**, see *Garcinia mangostana*.**Mangotngót**, see *Clerodendron inerme*.**Maní**, see *Arachis hypogaea*.**Manihot utilissima**:

Distribution, iii, 201.

Local names, iii, 201.

Medicinal, iii, 201.

**Maníknik**, see *Bassia obovatifolia*.**Manila copal**:*Agathis alba*, ii, 20.**Manila elemi**:*Canarium luzonicum*, ii, 42.**Manila hemp**, see *Musa textilis*.**Manilig**, see *Bassia betis*.**Mani-mani**, see *Desmodium heterocarpum*.**Manimanihan**, see *Desmodium heterocarpum*.**Manimparog**, see *Palaquium philippense*.**Maninilá**, see *Garcinia binucao*.**Manogbayo**, see *Kingiodendron alternifolium*.**Manogtalisai**, see *Palaquium philippense*.**Manúl**, see *Jasminum sambac*.**Manunggál**, see *Samadera indica*.**Manunggal oil**:*Samadera indica*, ii, 114.**Manzanas**, see *Zizyphus jujuba*.**Manzanilla**, see *Chrysanthemum indicum*.**Manzanilla**, see *Pluchea indica*.**Manzanitas**, see *Muntingia calabura*.**Manzanitas**, see *Zizyphus jujuba*.**Maobó**, see *Diplodiscus paniculatus*.**Maóro**, see *Lumnitzera littorea*.**Mapolá**, see *Hibiscus tiliaceus*.**Mapulá**, see *Hibiscus mutabilis*.**Maraandaráyan**, see *Rauwolfia amsoniaefolia*.**Marabágo**, see *Thespesia populnea*.**Marabas**, see *Sida mysorensis*.**Marabayábas**, see *Eugenia aqua*.**Marabayábas**, see *Eugenia mananquil*.**Marachuite**, see *Croton tiglium*.**Maradamortís**, see *Pithecolobium subacutum*.**Maragátas**, see *Euphorbia hirta*.**Maragauak**, see *Gonocaryum calleryanum*.**Maragauéd**, see *Ehretia navesii*.**Maragauéd**, see *Gonocaryum calleryanum*.**Maragayáman**, see *Scindapsus* spp.**Maragámon**, see *Brownlowia lanceolata*.**Maragóso**, see *Momordica charantia*.**Mara-ípus**, see *Streptocaulon baumi*.**Maraípus ti bakes**, see *Tylophora perrottetiana*.**Marakapas**, see *Kleinhovia hospita*.**Marakápas**, see *Pterocymbium tinctorium*.**Marakápas**, see *Thespesia lampas*.**Maramabólo**, see *Chisocheon cumingianus*.**Maramaní**, see *Diplodiscus paniculatus*.**Mara-mara**, see *Ehretia microphylla*.**Márang**, see *Artocarpus odoratissima*.**Márang**, see *Litsea glutinosa*.**Maráñgis**, see *Nephelium mutabile*.**Maraniók**, see *Calanthe veratrifolia*.**Marantaceae**:

Fiber plants, i, 365.

Medicinal plants, iii, 179.

**Maráotong**, see *Acalypha indica*.**Marapáko**, see *Cyathea* spp.**Marasiksik**, see *Oxalis repens*.**Marasmius capillipes**:

Description, iii, 124.

Edible fungi, iii, 124.

**Marasmius equicrinis**:

Description, iii, 124.

Non-edible fungus, iii, 124.

**Marasmius erumpens**:

Description, iii, 126.

Non-edible fungus, iii, 126.

**Marasmius patouillardii**:

Description, iii, 126.

Non-edible fungus, iii, 126.

**Marasmius pilopus**:

Description, iii, 124.

Non-edible fungus, iii, 124.

**Marasmius siccus**:

Description, iii, 126.

Non-edible fungus, iii, 126.

**Maratabáko**, see *Elephantopus spicatus*.**Maratakkim-báka**, see *Sida acuta*.**Marataróng**, see *Cordia cumingiana*.**Marataróng**, see *Sterculia cuneata*.**Marataróng**, see *Thespesia lampas*.**Maratekka**, see *Pithecolobium subacutum*.**Maratiá**, see *Ehretia microphylla*.**Maratugí**, see *Stephania japonica*.**Marbáar**, see *Zanthoxylum avicennae*.**Márbas**, see *Abutilon indicum*.**Marbas**, see *Sida mysorensis*.**Marcilanana**, see *Emilia sonchifolia*.**Margaritana**:*Cocos nucifera*, ii, 93.*Elaeis guineensis*, ii, 103.*Sesamum orientale*, ii, 168.**Maribúhok**, see *Casuarina equisetifolia*.**Marighói**, see *Ptychoraphis intermedia*.**Marigold**, see *Tagetes patula*.**Marikúm**, see *Abelmoschus moschatus*.**Marinsiáno**, see *Lepidopetalum perrottetii*.**Mariu-báriu**, see *Enhalus acoroides*.**Marmáñga**, see *Lunasia amara*.**Mar-mara-ípus**, see *Sida javensis*.**Marobo**, see *Cinnamomum iners*.

- Marokbarók, see *Pongamia pinnata*.  
 Maronggói, see *Moringa oleifera*.  
 Maropoto, see *Abelmoschus moschatus*.  
**Marsdenia tinctoria:**  
 Description and distribution, ii, 404.  
 Local name, ii, 404.  
 Dye, ii, 404.
- Martinezia caryotaefolia:**  
 Recently introduced palm, i, 243.
- Marubó, see *Diplodiscus paniculatus*.  
 Marunggái, see *Moringa oleifera*.  
 Marurúgi, see *Bambusa spinosa*.  
 Marutong, see *Euphoria didyma*.  
 Masaplák, see *Grewia eriocarpa*.  
 Matabáng-dikút, see *Paederia foetida*.  
 Matá-kuó, see *Clerodendron bethuneanum*.  
 Matalbák, see *Donax cannaeformis*.  
 Matalisai, see *Hymenodictyon excelsum*.  
 Matamatá, see *Aglaiá glomerata*.  
 Matamatá, see *Aglaiá harmsiana*.  
 Matamatá, see *Euphoria didyma*.  
 Matañgál, see *Ceriops roxburghiana*.  
 Matáng-áraw, see *Mussaenda philippica*.  
 Matang-buyúd, see *Phyllanthus reticulatus*.  
 Matang-hipon, see *Breynia rhamnoides*.  
 Matáng-oláng, see *Breynia rhamnoides*.  
 Matáng-sága, see *Breynia rhamnoides*.  
 Matáng-ulám, see *Breynia rhamnoides*.  
 Matáng-uláng, see *Abrus precatorius*.  
 Matáng uláng, see *Adenantha intermedia*.  
 Matáng-uláng, see *Aglaiá harmsiana*.  
 Matáng-uláng, see *Salacia prinooides*.  
 Matatalina, see *Dipterocarpus vernicifluus*.  
 Matobató, see *Anacolosa luzoniensis*.
- Mats:**  
*Andropogon zizanioides*, ii, 177.  
*Calamus* spp., i, 153.  
*Corypha elata*, i, 192.  
*Cyperus malaccensis*, i, 346.  
*Cyperus radiatus*, i, 348.  
*Daemonorops* spp., i, 205.  
*Imperata exaltata*, i, 340.  
*Korthalsia* spp., i, 212.  
*Metroxylon sagu*, i, 220.  
*Musa textilis*, i, 364.  
*Nephrolepis hirsutula*, i, 323.  
*Nipa fruticans*, i, 222.  
*Pandanus copelandii*, i, 332.  
*Pandanus dubius*, i, 334.  
*Pandanus luzonensis*, i, 334.  
*Pandanus radicans*, i, 334.  
*Pandanus sabotan*, i, 334.  
*Pandanus simplex*, i, 336.  
*Pandanus tectorius*, i, 336.  
*Rhynchospora corymbosa*, i, 352.  
*Scirpus grossus*, i, 353.  
*Scirpus lacustris*, i, 353.
- Mattapal, see *Donax cannaeformis*.  
**Matting** rush, see *Juncus effusus*.  
 Mayambágo, see *Hibiscus tiliaceus*.  
 Mayápis, see *Anisoptera thurifera*.  
 Mayápis, see *Dipterocarpus grandiflorus*.  
 Mayatbang, see *Dioscorea luzonensis*.  
 Maykauáyan, see *Apluda mutica*.  
 Mayubó, see *Diplodiscus paniculatus*.  
 Mayuo, see *Pterocymbium tinctorium*.
- Medicinal:**  
*Curcuma zedoaria*, ii, 183.  
 Local uses, iii, 163.  
 Official plants, iii, 63.  
*Sindora supa*, ii, 38.
- Melanolepis multiglandulosa:**  
 Distribution, iii, 201.  
 Local names, iii, 201.  
 Medicinal, iii, 201.
- Melastomataceae:**  
 Dyes, ii, 402.  
 Medicinal plants, iii, 217.
- Melia azedarach:**  
 Distribution, iii, 197.  
 Local name, iii, 197.  
 Medicinal, iii, 197.
- Meliaceae:**  
 Food plants, ii, 302.  
 Mangrove swamps, i, 36.  
 Medicinal plants, iii, 196.  
 Oils, ii, 117.
- Melochia umbellata:**  
 Description and distribution, i, 397.  
 Local names, i, 397.  
 Dimensions of bast fibers, i, 322.  
 Fiber, i, 397.
- Memecylon ovatum:**  
 Distribution, iii, 217.  
 Local names, iii, 217.  
 Dye, ii, 402.  
 Medicinal, iii, 217.
- Menispermaceae:**  
 Dyes, ii, 388.  
 Fiber plants, i, 375.  
 Medicinal plants, iii, 67, 185.  
 Poisonous plants, iii, 79.
- Mentha arvensis:**  
 Distribution, iii, 233.  
 Local name, iii, 233.  
 Medicinal, iii, 233.
- Merremia emarginata:**  
 Distribution, iii, 226.  
 Local names, iii, 226.  
 Medicinal, iii, 226.
- Merremia nymphaeifolia:**  
 Description and distribution, i, 408.  
 Local names, i, 408.  
 Fiber, i, 408.
- Metroxylon rumphii**, see *Metroxylon sagu*.
- Metroxylon sagu:**  
 Description and distribution, i, 408.  
 Figure, i, 221.  
 Local names, i, 220.  
 Aleoholic drink, ii, 252.  
 Food, ii, 252  
 Uses, i, 220.
- Miagook, see *Homonoia riparia*.  
 Miagus, see *Homonoia riparia*.  
 Miápi, see *Avicennia officinalis*.
- Michelia champaca:**  
 Description, ii, 188.  
 Figure, ii, 187.  
 Local names, ii, 185.  
 Champaka oil, ii, 185.

- Michelia longiflora*:  
Description and distribution, ii, 188.  
Local name, ii, 188.  
Oil, ii, 188.
- Micromelum minutum*:  
Distribution, iii, 194.  
Local names, iii, 194.  
Medicinal, iii, 194.
- Midbid, see *Eugenia mananquil*.
- Milipili, see *Canarium villosum*.
- Mimosa pudica*:  
Distribution, iii, 191.  
Local names, iii, 191.  
Medicinal, iii, 191.
- Mimusops parvifolia*:  
Description and distribution, ii, 366.  
Figure, ii, 367.  
Local names, ii, 366.  
Food, ii, 366.  
Medicinal, iii, 219.
- Mindanao cinnamon, see *Cinnamomum mindanaense*.
- Mindáng, see *Macaranga tanarius*.
- Mindoro pine, see *Pinus merkusii*.
- Mini, see *Donax cannaeformis*.
- Mint, see *Mentha arvensis*.
- Minúnga, see *Macaranga tanarius*.
- Mipipi, see *Litsea glutinosa*.
- Miscanthus sinensis*:  
Description and distribution, i, 342.  
Local names i, 342.  
Fiber, i, 342.
- Miscellaneous useful plants, iii, 85.
- Mitbid, see *Eugenia mananquil*.
- Modbód, see *Eugenia mananquil*.
- Moling-moling, see *Grewia stylocarpa*.
- Momordica charantia*:  
Description and distribution, ii, 376.  
Local names, iii, 375.  
Food, ii, 376.  
Medicinal, iii, 242.
- Momordica cochinchinensis*:  
Description and distribution, ii, 376.  
Local names, ii, 376.  
Food, ii, 376.  
Medicinal, iii, 242.
- Mónggo, see *Phaseolus aureus*.
- Monthonót, see *Osbornia octodonta*.
- Mopió, see *Pseuderanthemum pulchellum*.
- Móra, see *Andropogon zizanioides*.
- Moraceae**:  
Dyes, ii, 387.  
Fiber plants, i, 368.  
Food plants, ii, 262.  
Gums, ii, 70.  
Medicinal plants, iii, 180.  
Scouring materials, iii, 51.
- Morao, see *Graptophyllum pictum*.
- Moras, see *Andropogon zizanioides*.
- Morinda citrifolia*:  
Description, ii, 406.  
Distribution, ii, 406; iii, 239.  
Local names, ii, 405.  
Dye, ii, 405.  
Medicinal, iii, 239.
- Moringaceae**:  
Food plants, ii, 284.  
Medicinal plants, iii, 188.  
Oils, ii, 104.
- Moringa oleifera*:  
Description and distribution, ii, 105.  
Figure, ii, 283.  
Local names, ii, 104.  
Ben oil, ii, 104.  
Food, ii, 284.  
Medicinal, iii, 188.  
Uses, ii, 104.
- Moropoto, see *Triumfetta bartramia*.
- Mosborón, see *Scaevola frutescens*.
- Mucuna nigricans*:  
Distribution, iii, 192.  
Local names, iii, 192.  
Medicinal, iii, 192.
- Mugwort, see *Artemisia vulgaris*.
- Mulabágo, see *Hibiscus tiliaceus*.
- Mulang, see *Ardisia boissieri*.
- Muláto, see *Intsia bijuga*.
- Muláuin-áso, see *Premna nauseosa*.
- Muling-muling, see *Diplociscus paniculatus*.
- Mulumustasa, see *Emilia sonchifolia*.
- Múngo, see *Phaseolus aureus*.
- Muñgilkil, see *Eugenia mananquil*.
- Muntai, see *Citrus* sp.
- Muntingia calabura*:  
Description and distribution, i, 386.  
Local names, i, 385.  
Fiber, i, 385.  
Food, ii, 332.  
Medicinal, iii, 207.
- Murraya paniculata*:  
Distribution, iii, 194.  
Local names, iii, 194.  
Medicinal, iii, 194.
- Musaceae**:  
Fiber plants, i, 364.  
Food plants, ii, 259.  
Medicinal plants, iii, 185.  
Paper substitute, iii, 92.
- Musa errans*:  
Distribution, iii, 177.  
Local names, iii, 177.  
Medicinal plants, iii, 177.
- Musa paradisiaca*:  
Dimensions of fiber, i, 422.  
Fiber, i, 364.  
Paper, i, 416.
- Musa* spp.:  
Local name, ii, 259; iii, 92.  
Food, ii, 259.  
Paper substitute, iii, 92.
- Musa textilis*:  
Distribution, i, 364.  
Figure, i, 363.  
Local name, i, 364.  
Dimensions of fiber, i, 422.  
Fiber, i, 364.  
Paper, i, 415.  
Tensile strength, i, 322.
- Mushrooms, iii, 97.

- Mussaenda philippica*:  
 Distribution, iii, 239.  
 Local names, iii, 239.  
 Medicinal, iii, 239.
- Mustra, see *Kyllinga monocephala*.  
 Mutá, see *Fimbristylis globulosa*.  
 Muthá, see *Fimbristylis diphylla*.  
 Muthá, see *Kyllinga monocephala*.  
 Muyon, see *Mussaenda philippica*.
- Myrmecodia*:  
 Distribution, i, 24.  
 Figure, i, 25.
- Myrsinaceae*:  
 Fiber plants, i, 406.  
 Food plants, ii, 362.  
 Mangrove swamps, i, 72.  
 Medicinal plants, iii, 219.  
 Poisonous plants, iii, 81.  
 Tannins, iii, 95.
- Myrtaceae*:  
 Food plants, ii, 354.  
 Mangrove swamps, i, 72.  
 Medicinal plants, iii, 69, 216.
- N
- Nabó, see *Abroma fastuosa*.  
 Nága, see *Pterocarpus* spp.  
 Nagdón, see *Trema orientalis*.  
 Nag-erus, see *Aristolochia tagala*.  
 Naghubó, see *Terminalia comintana*.  
 Nakulad, see *Lippia nodiflora*.  
 Nála, see *Pterocarpus* spp.  
 Namí, see *Dioscorea hispida*.  
 Namó, see *Dioscorea hispida*.  
 Namut, see *Grewia stylocarpa*.  
 Nangká, see *Artocarpus integrus*.  
 Nangnangisit, see *Sida rhombifolia*.  
 Nára, see *Pterocarpus* spp.  
 Narandaúel, see *Pithecolobium subacutum*.  
 Naranja, see *Citrus maxima*.  
 Nárra, see *Pterocarpus blancoi*.  
 Nára, see *Pterocarpus* spp.  
 Náto-pulá, see *Palaquium philippense*.
- Nauclea junghuhnii*:  
 Distribution, iii, 240.  
 Local names, iii, 240.  
 Medicinal, iii, 240.
- Nauclea orientalis*:  
 Distribution, iii, 240.  
 Local names, iii, 240.  
 Medicinal, iii, 240.
- Náui, see *Lygodium circinnatum*.  
 Negegan, see *Abroma fastuosa*.
- Nelumbium nelumbo*:  
 Description and distribution, ii, 278.  
 Figure, iii, 45.  
 Local names, ii, 278.  
 Food, ii, 278.  
 Medicinal, iii, 185.  
 Ornamental, iii, 46.
- Neowashingtonia filifera*:  
 Recently introduced palm, i, 243.
- Nephelium lappaceum*:  
 Description and distribution, ii, 328.  
 Figure, ii, 327.  
 Local name, ii, 328.

- Nephelium lappaceum*—Continued.  
 Food, ii, 328.  
 Rambutan tallow, ii, 148.
- Nephelium mutabile*:  
 Description and distribution, ii, 150, 328.  
 Figure, ii, 329.  
 Local names, ii, 150, 328.  
 Bulala oil, ii, 150.  
 Food, ii, 328.
- Nephrolepis hirsutula*:  
 Description and distribution, i, 323.  
 Local names, i, 323.  
 Fiber, i, 323.
- Nerium indicum*:  
 Distribution, iii, 222.  
 Local names, iii, 222.  
 Medicinal, iii, 222.
- Ngano, see *Grewia stylocarpa*.  
 Ngisi-ngisi, see *Guioa koelreuteria*.  
 Ngotngót, see *Cocos nucifera*.  
 Nguspúl, see *Psychotria luzoniensis*.  
 Nibong, see *Oncosperma filamentosa*.
- Nicotiana tabacum*:  
 Distribution, iii, 235.  
 Local name, iii, 235.  
 Medicinal, iii, 235.
- Nigi, see *Xylocarpus granatum*.  
 Nigi-putí, see *Camptostemon philippinense*.  
 Nilad, see *Scyphiphora hydrophyllacea*.  
 Nilar, see *Scyphiphora hydrophyllacea*.  
 Niog, see *Cocos nucifera*.  
 Niogniógan, see *Bauhinia cumingiana*.  
 Niógniógan, see *Orania palindan*.  
 Niog-niógan, see *Semecarpus gigantifolia*.  
 Nípa, see *Nípa fruticans*.
- Nípa fruticans*:  
 Description, i, 32, 222.  
 Distribution, i, 20, 24, 32, 222.  
 Figure, i, 34, 35, 223, 225, 227, 229.  
 Local names, i, 32, 222.  
 Alcohol and alcoholic drinks, i, 224.  
 Cultivation, i, 230.  
 Fiber, i, 224.  
 Sugar, i, 231.  
 Sweatmeats, i, 224.  
 Uses, i, 224.  
 Vinegar, ii, 228.
- Nipah, see *Nípa fruticans*.  
 Nípái, see *Mucuna nigricans*.  
 Nípói, see *Mucuna nigricans*.  
 Niri, see *Xylocarpus moluccensis*.  
 Nirih, see *Xylocarpus granatum*.  
 Nirih, see *Xylocarpus moluccensis*.  
 Nisi-nisi, see *Guioa koelreuteria*.  
 Nitó, see *Dendrobium aureum*.  
 Níto, see *Lygodium circinnatum*.  
 Níto, see *Lygodium* spp.  
 Níto a dadakkél, see *Lygodium flexuosum*.  
 Níton-nitóan, see *Lygodium scandens*.  
 Nítong-putí, see *Lygodium circinnatum*.  
 Nítong-putí, see *Lygodium flexuosum*.  
 Nítong-putí, see *Lygodium japonicum*.  
 Níto-nitóan, see *Lygodium scandens*.  
 Níto, see *Lygodium flexuosum*.  
 Niug, see *Cocos nucifera*.  
 Niugniúgan, see *Quisqualis indica*.



- Njiboeng, see *Oncosperma filamentosa*.  
*Nothopanax fruticosum*:  
 Distribution, iii, 217.  
 Local name, iii, 217.  
 Medicinal, iii, 217.  
 Nyireh, see *Xylocarpus granatum*.  
 Nyireh batu, see *Xylocarpus moluccensis*.  
*Nymphaeaceae*:  
 Food plants, ii, 278.  
 Medicinal plants, iii, 185.  
 Ornamental plants, iii, 46.  
*Nymphaea pubescens*:  
 Description and distribution, ii, 278.  
 Local names, ii, 278.  
 Food, ii, 278.

## O

- Obién, see *Artocarpus cumingiana*.  
 Obiéng, see *Flacourtia rukam*.  
 Óbod-óbod, see *Cyperus radiatus*.  
*Ochrosia littoralis*:  
 Description and distribution, ii, 370.  
 Local names, ii, 370.  
 Food, ii, 370.  
*Ochrosia oppositifolia*:  
 Description and distribution, ii, 372.  
 Local name, ii, 372.  
 Food, ii, 372.  
*Ocimum basilicum*:  
 Description and distribution, ii, 218.  
 Local names, ii, 217.  
 Flavoring, ii, 217.  
 Mediinal ii, 217; iii, 70, 233.  
 Perfume, ii, 218.  
*Ocimum sanctum*:  
 Description and distribution, ii, 219.  
 Local names, ii, 218.  
 Beads, ii, 218.  
 Medicinal, iii, 233.  
 Oil, ii, 218.  
 Odiáu, see *Pterocarpus* spp.  
 Odling, see *Aglais harmsiana*.  
 Odó, see *Ganophyllum falcatum*.  
*Oenotheraceae*:  
 Dyes, ii, 403.  
 Oil adulterant:  
*Sindora supa*, ii, 38.  
 Oil cake:  
*Arachis hypogaea*, ii, 109.  
*Ceiba pentandra*, ii, 152.  
 Oil palm, see *Elaeis guineensis*.  
 Oil, ii, 90.  
 Okra, see *Hibiscus esculentus*.  
 Oksor, see *Ardisia boissieri*.  
*Oleaceae*:  
 Food plants, ii, 270.  
 Olangó, see *Pandanus radicans*.  
 Olasíman, see *Bacopa monniera*.  
 Olasíman, see *Portulaca oleracea*.  
*Oldenlandia corymbosa*:  
 Distribution, iii, 240.  
 Local name, iii, 240.  
 Medicinal, iii, 240.  
*Oleaceae*:  
 Medicinal plants, iii, 220,  
 Oleander, see *Nerium indicum*.  
*Oleandra neritiformis*:  
 Distribution, iii, 168.  
 Local names, iii, 168.  
 Medicinal, iii, 168.  
 Oleomargarine:  
*Cocos nucifera*, ii, 93.  
 Olikbāngon, see *Commelina benghalensis*.  
 Oliva, see *Cycas circinalis*.  
 Olive oil substitute:  
*Arachis hypogaea*, ii, 109.  
 Olívo, see *Cycas circinalis*.  
 Olói, see *Artocarpus odoratissima*.  
 Ol-ól, see *Pinus insularis*.  
 Olos-ólos, see *Litsea glutinosa*.  
 Onáu, see *Arenga pinnata*.  
*Oncosperma filamentosa*:  
 Description and distribution, i, 36.  
 Local name, i, 36.  
 Uses, i, 36.  
*Oncosperma filamentosum*:  
 Description, i, 231, 232.  
 Distribution, i, 232.  
 Local names, i, 232.  
 Uses, i, 232.  
*Oncosperma gracilipes*:  
 Description, i, 232.  
*Oncosperma horridum*:  
 Description, i, 232.  
 Local names, i, 232.  
*Oncosperma platyphyllum*:  
 Description, i, 232.  
*Oncosperma* spp.:  
 Areca nut substitute, ii, 252.  
*Oncosperma tigillaria*:  
 Recently introduced palm, i, 243.  
 Oñgáli, see *Agelaea everettii*.  
 Oñgót, see *Cocos nucifera*.  
 Ongsói, see *Coriandrum sativum*.  
 Onion, see *Allium cepa*.  
*Onychium siliculosum*:  
 Distribution, iii, 168.  
 Local names, iii, 168.  
 Medicinal, iii, 168.  
 Oóri, see *Amaranthus spinosus*.  
 óos, see *Sterculia oblongata*.  
*Operculina turpethum*:  
 Description and distribution, i, 408.  
 Local names, i, 408.  
 Fiber, i, 408.  
 Medicinal, iii, 70, 226.  
*Ophioglossaceae*:  
 Food plants, ii, 241.  
 Oplái, see *Pittosporum pentandrum*.  
 Oplig, see *Bauhinia cumingiana*.  
 ópo, see *Lagenaria leucantha*.  
 Opong-ópong, see *Sterculia cuneata*.  
*Orania decipiens*:  
 Description, i, 234.  
*Orania palindan*:  
 Description and distribution, i, 234.  
 Figure, i, 233.  
 Local names, i, 234.  
 Ornamental, i, 234.  
*Orania paraguayensis*:  
 Description, i, 234.  
*Orania philippinensis*, see *Orania palindan*.

- Orania rubiginosa*:  
Description, i, 234.
- Orás, see *Schizostachyum lumampao*.
- Orchidaceae**:  
Fiber plants, i, 365.  
Gums, ii, 68.  
Medicinal plants, iii, 179.  
Ornamental plants, iii, 12.
- Orégano, see *Coleus amboinicus*.
- Orégano-laláki, see *Coldenia procumbens*.
- Oreodoxa ochracea*:  
Recently introduced palm, i, 243.
- Oreodoxa regia*:  
Description and distribution, i, 234.  
Figure, i, 235.  
Local name, i, 234.  
Ornamental, i, 234.
- Orinñon, see *Cratoxylon blancoi*.
- Oring-oríng, see *Adonidia merrillii*.
- Ornamental plants**, iii, 7.  
*Adonidia merrillii*, i, 139.  
*Areca ipot*, i, 148.  
*Areca vidaliána*, i, 148.  
*Arenga ambong*, i, 150.  
*Arenga mindorensis*, i, 158.  
*Arenga tremula*, i, 158.  
*Bambusa glaucescens*, i, 258.  
*Bambusa spinosa*, i, 260.  
*Caryota cumingii*, i, 182.  
*Caryota majestica*, i, 182.  
*Caryota merrillii*, i, 182.  
*Caryota mitis*, i, 182.  
*Caryota rumphiana*, i, 182.  
*Cocos nucifera*, i, 184.  
*Heterospathe elata*, i, 210.  
*Licuala spinosa*, i, 212.  
*Livistona cochinchinensis*, i, 216.  
*Livistona rotundifolia*, i, 216.  
*Orania palindan*, i, 234.  
*Oreodoxa regia*, i, 234.  
*Pinanga* spp., i, 236.  
*Zalacca clemensiana*, i, 243.
- Oroi, see *Amorphophallus campanulatus*.
- Oroxyllum indicum*:  
Description and distribution, ii, 375.  
Local names, ii, 375.  
Food, ii, 375.  
Medicinal, iii, 236.
- Orthosiphon aristatus*:  
Description and distribution, iii, 72.  
Medicinal, iii, 72.
- Oryza sativa*:  
Dimensions of fiber, i, 422.  
Local names, iii, 171.  
Fiber, i, 342.  
Medicinal, iii, 171.
- Osbornia octodonta*:  
Description, i, 72.  
Figure, i, 73.  
Local names, i, 72.  
Caulking material, i, 72.  
Timber, i, 72.
- Ottelia alismoides*:  
Description and distribution, ii, 248.  
Local names, ii, 248.
- Ottelia alismoides*—Continued.  
Food, ii, 248.  
Medicinal, iii, 169.
- Owañgó, see *Pandanus radicans*.
- Oxalidaceae**:  
Food plants, ii, 294.  
Medicinal plants, iii, 193.  
Soap substitutes, iii, 56.
- Oxalis repens*:  
Description and distribution, ii, 296.  
Local names, ii, 296.  
Salad ingredient, ii, 296.
- Oyañgó, see *Pandanus radicans*.
- P
- Páang-baliwis, see *Malachra capitata*.
- Paang-baliwis, see *Malachra fasciata*.
- Pabellón de ángel, see *Quamoclit pinnata*.
- Pachyrrhizus erosus*:  
Description and distribution, ii, 110.  
Local names, ii, 110.  
Food, ii, 292.  
Singkamas oil, ii, 110.
- Padda-paddák-púsa, see *Sida javensis*.
- Padír, see *Justicia gendarussa*.
- Padsahíñgin, see *Dipterocarpus verniciifluus*.
- Paedertia foetida*:  
Distribution, iii, 240.  
Local names, iii, 240.  
Medicinal, iii, 240.
- Págai, see *Oryza sativa*.
- Paga-paga, see *Lepidopetalum perrottetii*.
- Pagatapát, see *Aegiceras corniculatum*.
- Pagatpát, see *Sonneratia alba*.
- Pagatpát, see *Sonneratia caseolaris*.
- Pagbaotot, see *Phyllanthus reticulatus*.
- Pagbiláu, see *Elephantopus scaber*.
- Pagiruga, see *Antidesma bunius*.
- Págöi, see *Oryza sativa*.
- Pagpágai, see *Ageratum conyzoides*.
- Pagpágan, see *Mimusops parvifolia*.
- Pagsahíñgan, see *Dipterocarpus grandiflorus*.
- Pagsahíñgin, see *Canarium luzonicum*.
- Pagsahíñgin, see *Canarium villosum*.
- Pagsahingín resin:  
*Canarium villosum*, ii, 49.
- Pagsahíñgin, see *Canarium luzonicum*.
- Pagsahíñgin, see *Dipterocarpus verniciifluus*.
- Pagulíñgin, see *Cratoxylon blancoi*.
- Pagulíngon, see *Cratoxylon blancoi*.
- Páho, see *Mangifera altissima*.
- Páho, see *Mangifera indica*.
- Pahuhútan, see *Mangifera altissima*.
- Pahútan, see *Mangifera altissima*.
- Painá, see *Kingiodendron alternifolium*.
- Paints**:  
*Aleurites moluccana*, ii, 124.  
*Aleurites trisperma*, ii, 134.  
*Sindora inermis*, ii, 38.  
*Sindora supa*, ii, 38.  
*Sterculia foetida*, ii, 154.  
*Tamarindus indica*, ii, 112.
- Paipái-amó, see *Drynaria quercifolia*.
- Paitan, see *Lunasia amara*.
- Paitán, see *Pygeum preslii*.
- Pakagonkón, see *Cassia alata*.

- Pakák, see *Artocarpus communis*.  
 Pakalkál, see *Abroma fastuosa*.  
 Pakalsa, see *Chisocheton cumingianus*.  
 Pakan, see *Semecarpus cuneiformis*.  
 Pakápis, see *Clerodendron intermedium*.  
 Pakáran, see *Palaquium philippense*.  
 Pakarohai, see *Sansevieria zeylanica*.  
 Pakat, see *Cerriops tagal*.  
 Paket, see *Dioscorea luzonensis*.  
 Pakiling, see *Ficus ulmifolia*.  
 Pakin-bákir, see *Helicteres hirsuta*.  
 Pakit, see *Dioscorea luzonensis*.  
 Pakó, see *Asplenium macrophyllum*.  
 Pakó, see *Athyrium esculentum*.  
 Pakó, see *Drynaria quercifolia*.  
 Pakó, see *Nephrolepis hirsutula*.  
 Pakó, see *Onychium siliculosum*.  
 Pakoidan, see *Ochrosia littoralis*.  
 Pákol, see *Musa errans*.  
 Pakóng-anúang, see *Onychium siliculosum*.  
 Pakóng-grúbat, see *Asplenium macrophyllum*.  
 Pakó-pakó, see *Nephrolepis hirsutula*.  
 Pakos larat, see *Acrostichum aureum*.  
 Pakpák-láuin, see *Drynaria quercifolia*.  
 Pakpakó-tí-álog, see *Grangea maderaspatana*.  
 Pakpakó-tutubí, see *Ventilago dichotoma*.  
 Paksahínġin, see *Canarium villosum*.  
 Paksion, see *Guioa koelreuteria*.  
 Pákü, see *Oryza sativa*.  
 Paku laut, see *Acrostichum aureum*.  
 Pakupakúan, see *Acrostichum aureum*.  
 Pakupakúan, see *Fimbristylis globulosa*.  
 Palagtiki, see *Elusine indica*.  
 Pálai, see *Oryza sativa*.  
 Palak-pálak, see *Palaquium philippense*.  
 Palak-pálak, see *Sterculia crassiramea*.  
 Palalan, see *Sonneratia caseolaris*.  
 Palali, see *Dillenia philippinensis*.  
 Paláli, see *Dillenia reifferscheidia*.  
 Palanau, see *Rubus fraxinifolius*.  
 Palandiáuan, see *Premna cumingiana*.  
 Palánġe, see *Garcinia vidalii*.  
 Palánġi, see *Garcinia vidalii*.  
 Palañgó, see *Cyathea* spp.  
 Palangpálang, see *Ipomoea pes-caprae*.  
 Palapát, see *Sonneratia alba*.  
**Palaquium ahernianum:**  
 Description and distribution, ii, 82.  
 Figure, ii, 75, 77, 79, 81.  
 Local names, ii, 76.  
 Collection of gutta-percha, ii, 76.  
 Export of gutta-percha, ii, 76.  
 Uses, ii, 82.-  
**Palaquium oleosum,** see *Palaquium philippense*.  
**Palaquium philippense.**  
 Description and distribution, ii, 366.  
 Figure, ii, 368.  
 Local names, ii, 366.  
 Food, ii, 366.  
 Oil, ii, 168.  
**Palaquium** spp.:  
 Medicinal, iii, 70.  
 Palata, see *Sonneratia alba*.  
 Palatánġan, see *Aglaiá harmsiana*.  
 Palatánġen, see *Aglaiá harmsiana*.  
 Palauán, see *Alocasia macrorrhiza*.  
 Palauán, see *Cyrtosperma merkusii*.  
 Palaupalau, see *Barringtonia asiatica*.  
 Pále, see *Oryza sativa*.  
 Páli, see *Oryza sativa*.  
 Paliá-láut, see *Colubrina asiatica*.  
 Paliás, see *Coix lachryma-jobi*.  
 Palikpk-híto, see *Sapindus saponaria*.  
 Paliná, see *Kingiodendron alternifolium*.  
 Palindán, see *Orania palindan*.  
 Paling, see *Barringtonia racemosa*.  
 Páling-hárap, see *Anisomeles indica*.  
 Palipe, see *Pothos* spp.  
 Palis, see *Callicarpa erioclona*.  
 Palis, see *Callicarpa formosana*.  
 Pal-la, see *Alpinia pyramidata*.  
 Pallaipat-baibai, see *Enhalus acoroides*.  
 Pallopallót, see *Triumfetta bartramia*.  
 Palma brava, see *Livistona rotundifolia*.  
**Palmae:**  
 Food plants, ii, 250.  
 Mangrove swamps, i, 32.  
 Medicinal plants, iii, 65, 172.  
 Oils, ii, 93.  
 Palms and palm products, i, 127.  
**Palm-kernel oil:**  
*Elaeis guineensis*, ii, 103.  
**Palm oil:**  
*Elaeis guineensis*, ii, 103.  
 Palo-china, see *Cassia alata*.  
 Palo-kaitána, see *Zanthoxylum rhetsa*.  
 Palomaria, see *Calophyllum blancoi*.  
 Palomaria, see *Calophyllum inophyllum*.  
 Palomaria, see *Kingiodendron alternifolium*.  
 Palomaria, see *Leucaena glauca*.  
 Palomaria de la playa, see *Calophyllum inophyllum*.  
 Palomaria del monte, see *Calophyllum blancoi*.  
 Palongápuí, see *Heritiera littoralis*.  
 Palong-manók, see *Kleinovia hospita*.  
 Palongpóng, see *Embelia philippinensis*.  
 Pálosánto, see *Rourea volubilis*.  
 Palosápis, see *Anisoptera thurifera*.  
 Palosapis resin:  
*Anisoptera thurifera*, ii, 52.  
 Palpalsúut, see *Sphaeranthus africanus*.  
 Palpatóog, see *Cardiospermum halicacabum*.  
 Palsahínġin, see *Canarium luzonicum*.  
 Palsahínġin, see *Canarium villosum*.  
 Palták-váka, see *Cardiospermum halicacabum*.  
 Paltuk-paltúkan, see *Cardiospermum halicacabum*.  
 Paluáhan, see *Dysoxylum decandrum*.  
 Palugápig, see *Heritiera littoralis*.  
 Palumái, see *Spilanthes acemellia*.  
 Palumpúng, see *Ganophyllum falcatum*.  
 Palúpo, see *Wikstroemia indica*.  
 Palutan, see *Flacourtia indica*.  
 Pamágo, see *Pericampylus glaucus*.  
 Pamainap, see *Aerua lanata*.  
 Pamalalien, see *Dipterocarpus grandiflorus*.  
 Pamalat'ánġen, see *Chisocheton pentandrus*.  
 Pamamalien, see *Dillenia philippinensis*.  
 Pamangkilon, see *Amorphophallus campanulatus*.

- Pamantülen, see *Dipterocarpus grandiflorus*.  
 Pamantülen, see *Dipterocarpus vernicifluus*.  
 Pamarnisen, see *Dipterocarpus grandiflorus*.  
 Pamarnisen, see *Dipterocarpus vernicifluus*.  
 Pamatágin, see *Dysoxylum decandrum*.  
 Pamiásín, see *Adenanthera intermedia*.  
 Pamiláten, see *Calophyllum blancoi*.  
 Pamiñágin, see *Pygeum preslii*.  
 Pamittaógen, see *Calophyllum blancoi*.  
 Pamittaógen, see *Calophyllum inophyllum*.  
 Pampár, see *Kleinhovia hospita*.  
 Pampasapit, see *Plumbago indica*.  
 Pamutólen, see *Guioa koelreuteria*.  
 Panabólong, see *Scaevola frutescens*.  
 Panabon, see *Ardisia serrata*.  
 Panábor, see *Euryclis amboinensis*.  
 Panabulón, see *Cerbera manghas*.  
*Panaeolus panaiense*:  
 Description, iii, 122.  
 Edible fungi, iii, 122.  
*Panaeolus papilionaceus*:  
 Edible fungi, iii, 124.  
*Panaeolus pseudopapilionaceus*:  
 Description, iii, 122.  
 Edible fungi, iii, 122.  
*Panaeolus veluticeps*:  
 Figure, iii, 123.  
 Edible fungi, iii, 124.  
 Panagisién, see *Mallotus philippinensis*.  
 Panampát, see *Kleinhovia hospita*.  
 Panaptum, see *Pseuderanthemum pulchellum*.  
 Pánau, see *Dipterocarpus grandiflorus*.  
 Pánaú, see *Dipterocarpus vernicifluus*.  
 Pan' áu, see *Imperata cylindrica*.  
 Pánau verdadero, see *Dipterocarpus grandiflorus*.  
 Pandakáki, see *Cerbera manghas*.  
 Pandakáki, see *Tabernaemontana pandacaqui*.  
 Pandakáki-itim, see *Tabernaemontana pandacaqui*.  
 Pandakáki-putí see *Tabernaemontana pandacaqui*.  
 Pandán, see *Pandanus copelandii*.  
 Pandán, see *Pandanus simplex*.  
 Pandán, see *Pandanus tectorius*.  
 Pandán, common or beach, see *Pandanus tectorius*.  
*Pandanaceae*:  
 Fiber plants, i, 332.  
 Medicinal plants, iii, 169.  
 Pandan de china, see *Pandanus luzonensis*.  
 Pandans, see *Pandanus* spp.  
 Pandán-totóo, see *Pandanus simplex*.  
*Pandanus copelandii*:  
 Description and distribution, i, 332.  
 Local names, i, 332.  
 Fiber, i, 334.  
*Pandanus dubius*:  
 Description and distribution, i, 334.  
 Local names, i, 334.  
 Fiber, i, 334.  
*Pandanus luzonensis*:  
 Description and distribution, i, 334.  
 Local name, i, 334.  
 Fiber, i, 334.  
*Pandanus radicans*:  
 Description and distribution, i, 334.  
 Local names, i, 334.  
 Fiber, i, 334.  
*Pandanus sabotan*:  
 Description and distribution, i, 334.  
 Figure, i, 333.  
 Local name, i, 334.  
 Cultivation, i, 334.  
 Fiber, i, 336.  
*Pandanus simplex*:  
 Description and distribution, i, 336.  
 Figure, i, 335.  
 Local names, i, 336.  
 Fiber, i, 336.  
*Pandanus tectorius*:  
 Description, i, 338.  
 Distribution, i, 336.  
 Figure, i, 335, 337.  
 Local names, i, 336.  
 Fiber, i, 338.  
 Medicinal, iii, 169.  
 Pañgahútan, see *Mangifera altissima*.  
 Pañgalamutien, see *Alstonia macrophylla*.  
 Pañgalanud-dien, see *Alstonia macrophylla*.  
 Pañgalisoklóen, see *Alstonia macrophylla*.  
 Pañgal-linasu, see *Pterospermum obliquum*.  
 Pañgalussiten, see *Terminalia calamansanai*.  
 Pañgan, see *Sterculia oblongata*.  
 Pañganto-an, see *Pittosporum pentandrum*.  
 Pañgapatóten, see *Pavetta indica*.  
 Pañgarandóngen, see *Trema orientalis*.  
 Pañgardísen, see *Bombycidendron vidalianum*.  
 Pañgdán, see *Pandanus copelandii*.  
 Pañgdán, see *Pandanus tectorius*.  
 Pañg-guisí, see *Aristolochia sericea*.  
 Páñgi, see *Gymnartocarpus woodii*.  
 Páñgi, see *Pangium edule*.  
*Pangium edule*:  
 Description and distribution, ii, 352.  
 Figure, ii, 351.  
 Local names, ii, 348.  
 Food, ii, 348.  
 Oil, ii, 161.  
 Pañglán, see *Pandanus tectorius*.  
 Pañglíngain, see *Pterospermum obliquum*.  
 Pañglongbóien, see *Eugenia mananquil*.  
 Pañglumbóien, see *Eugenia calubcob*.  
 Pañglumbúyen, see *Eugenia xanthophylla*.  
 Pañgmanggáen, see *Mangifera altissima*.  
 Pañgmarunggáyen, see *Pithecolobium subacutum*.  
 Pañgolaksien, see *Alstonia macrophylla*.  
 Pañgungan, see *Ximenia americana*.  
 Pañguplásen, see *Mallotus philippinensis*.  
 Pañgyáu, see *Nephelium mutabile*.  
*Panicum palmaefolium*:  
 Description and distribution, ii, 250.  
 Figure, ii, 249.  
 Local names, ii, 250.  
 Rice substitute, ii, 250.  
*Panicum stagninum*:  
 Distribution, iii, 171.  
 Local names, iii, 171.  
 Medicinal, iii, 171.  
 Panigbin, see *Corchorus capsularis*.

- Panikin, see *Pygeum prestlii*.  
 Pansi-pansi, see *Leuca lanandulifolia*.  
 Panting-panting, see *Lumnitzera littorea*.  
 Panting-panting, see *Plumbago indica*.  
 Pantog-lóbo, see *Hernandia ovigera*.  
 Panuto, see *Euphoria didyma*.  
 Paoli, see *Grewia stylocarpa*.  
 Papait, see *Lunasia amara*.  
 Papait ti nuang, see *Coldenia procumbens*.  
 Papásil, see *Lumnitzera littorea*.  
 Papáya, see *Carica papaya*.  
 Paper:  
   *Agave cantula*, i, 415.  
   *Andropogon citratus*, ii, 174.  
   *Anisoptera thurifera*, i, 423-425.  
   *Bambusa blumeana*, i, 422.  
   *Bambusa lumampao*, i, 422.  
   *Bambusa spinosa*, i, 419.  
   *Corypha elata*, i, 421.  
   *Imperata exaltata*, i, 419-422.  
   *Musa paradisiaca*, i, 416.  
   *Musa textilis*, i, 415.  
   *Oryza sativa*, i, 422.  
   *Parkia javanica*, i, 423-425.  
   *Pentacme contorta*, i, 423-425.  
   *Saccharum sara*, i, 421.  
   *Saccharum spontaneum*, i, 419-422.  
   *Schizostachyum lumampao*, i, 416-419.  
   *Wikstroemia indica*, i, 421.  
   *Wikstroemia meyeniana*, i, 421.  
   *Wikstroemia ovata*, i, 421.  
 Paper, non-bibulous:  
   *Agathis alba*, ii, 20.  
 Paper pulp:  
   *Bambusa spinosa*, i, 259.  
   *Imperata exaltata*, i, 340.  
   *Saccharum spontaneum*, i, 344.  
   *Wikstroemia* spp., i, 403.  
 Paper size:  
   *Agathis alba*, ii, 20.  
 Paper substitutes:  
   *Homalomena philippinensis*, iii, 90.  
   *Musa* spp., iii, 92.  
 Paper, transparent:  
   *Canarium luzonicum*, ii, 42.  
   *Sindora inermis*, ii, 38.  
   *Sindora supa*, ii, 48.  
 Pappágan, see *Mimusops parvifolia*.  
 Papuá, see *Nothopanax fruticosum*.  
 Papatukán, see *Cardiospermum halicacabum*.  
 Paraíso, see *Melia azedarach*.  
 Paralstonia clusiacea:  
   Distribution, iii, 223.  
   Local names, iii, 223.  
   Medicinal, iii, 223.  
 Parameria barbata:  
   Medicinal, iii, 223.  
 Parandang, see *Mallotus philippinensis*.  
 Parañgis-sabúngan, see *Eleusine indica*.  
 Parapit, see *Ammania baccifera*.  
 Pararan, see *Ganophyllum falcatum*.  
 Parasablút, see *Litsea glutinosa*.  
 Parashorea malaanonan:  
   Resin, ii, 52.  
 Parda, see *Phaseolus lunatus*.  
 Pare-páre', see *Cissampelos pareira*.  
 Parí', see *Cissampelos pareira*.  
 Paríá, see *Momordica charantia*.  
 Paríá-áso, see *Cardiospermum halicacabum*.  
 Paríam, see *Momordica charantia*.  
 Parída, see *Clerodendron bethuneanum*.  
 Pariná, see *Kingiodendron aternifolium*.  
 Pariná, see *Sindora inermis*.  
 Paritúlot, see *Justicia gendarussa*.  
 Parkia javanica:  
   Dimensions of fiber, i, 423.  
   Paper, i, 423-425.  
 Parog-párog-ti-noáng, see *Momordica cochinchinensis*.  
 Pároi, see *Oryza sativa*.  
 Parol-parólan, see *Aristolochia tagala*.  
 Paronápin, see *Heritiera littoralis*.  
 Paronápoi, see *Heritiera littoralis*.  
 Parparíá, see *Cardiospermum halicacabum*.  
 Partían, see *Parameria philippinensis*.  
 Parua, see *Pinus insularis*.  
 Parug-párug, see *Momordica cochinchinensis*.  
 Parukapol, see *Vaccinium whitfordii*.  
 Pasá, see *Areca catechu*.  
 Pásak, see *Bassia betis*.  
 Pásak, see *Mimusops parvifolia*.  
 Pasaklá, see *Ficus pachyphylla*.  
 Pasalkál, see *Malanolepis multiplandulosa*.  
 Pasanglá, see *Asclepias curassavica*.  
 Pásau, see *Corchorus olitorius*.  
 Pásau, see *Graptophyllum pictum*.  
 Pásau-hápai, see *Jussiaea linifolia*.  
 Pásau na bílog, see *Corchorus capsularis*.  
 Pásau, na hába', see *Corchorus acutangulus*.  
 Pasguik, see *Pitiosporum pentandrum*.  
 Pasingan, see *Bambusa spinosa*.  
 Pasioki, see *Pseuderanthemum pulchellum*.  
 Pasnít, see *Kibatalia blancoi*.  
 Pasóso, see *Eugenia mananquil*.  
 Pasótis, see *Chenopodium ambrosioides*.  
 Paspalum scrobiculatum:  
   Distribution, iii, 171.  
   Local names, iii, 171.  
   Medicinal, iii, 171.  
 Paste:  
   *Cordia myxa*, ii, 88.  
 Pasúka, see *Tylophora brevipes*.  
 Páta, see *Dolichandrone spathacea*.  
 Pataga, see *Pandanus copelandii*.  
 Pataktol, see *Ardisia boissieri*.  
 Patalsík, see *Decaspermum fruticosum*.  
 Patáni, see *Phaseolus lunatus*.  
 Patchouli, see *Pogostemon cablin*.  
 Patchouli oil:  
   *Pogostemon cablin*, ii, 219.  
 Patíkan, see *Caryota cumingii*.  
 Patling, see *Grewia stylocarpa*.  
 Patóla, see *Luffa cylindrica*.  
 Patóng, see *Dendrocalamus latiflorus*.  
 Patpát, see *Sonneratia caseolaris*.  
 Patsaíngin, see *Canarium villosum*.  
 Patúgo, see *Cycas circinalis*.  
 Páua, see *Bambusa spinosa*.  
 Páua, see *Flagellaria indica*.  
 Páua, see *Schizostachyum fenixii*.  
 Páuai, see *Fimbristylis diphylla*.  
 Páuai, see *Indigofera suffruticosa*.

- Pauid, see *nipa fruticans*.  
 Paunápin, see *Heritiera littoralis*.  
*Pavetta indica*:  
   Distribution, iii, 241.  
   Local names, iii, 241.  
   Medicinal, iii, 241.  
 Payaŋgit, see *Marsdenia tinctoria*.  
 Payápa, see *Ficus payapa*.  
 Payar, see *Sonneratia alba*.  
*Payena leerii*:  
   Distribution, ii, 82.  
   Figure, ii, 83.  
   Gutta-percha, ii, 82.  
 Payiná, see *Kingiodendron alternifolium*.  
 Peanut, see *Arachis hypogaea*.  
 Peanut oil:  
   *Arachis hypogaea*, ii, 108.  
*Pedadá*, see *Sonneratia alba*.  
*Pedaliaceae*:  
   Medicinal plants, iii, 236.  
   Oils, ii, 168.  
 Pédis, see *Garcinia venulosa*.  
 Peñga-peñgá, see *Heliotropium indicum*.  
*Pentacme contorta*:  
   Dimensions of fiber, i, 423.  
   Paper, i, 423-425.  
   Resin, ii, 52.  
*Pentapetes phoenicea*:  
   Distribution, iii, 211.  
   Local name, iii, 211.  
   Medicinal, iii, 211.  
 Pepinillo de San Gregorio, see *Luffa cylindrica*.  
 Perag'is, see *Paspalum scrobiculatum*.  
 Perapat, see *Sonneratia caseolaris*.  
 Perepat, see *Sonneratia caseolaris*.  
 Peres, see *Citrus hystrix*.  
 Péres, see *Garcinia vidalii*.  
 Perfume:  
   *Acacia farnesiana*, ii, 204.  
   *Acorus calamus*, ii, 181.  
   *Andropogon zizanioides*, ii, 177.  
   *Canarium odoratum*, ii, 189.  
   *Citrus hystrix*, ii, 210.  
   *Curcuma zedoaria*, ii, 183.  
   *Michelia champaka*, ii, 185.  
   *Michelia longiflora*, ii, 188.  
   *Pogostemon cablin*, ii, 219.  
 Perfume oil:  
   *Sindora inermis*, ii, 38.  
 Perfumery:  
   *Andropogon citratus*, ii, 174.  
   *Andropogon nardus*, ii, 176.  
   *Citrus micrantha*, ii, 210.  
   *Ocimum basilicum*, ii, 218.  
   *Toddalia asiatica*, ii, 214.  
*Pericampylus glaucus*:  
   Description and distribution, i, 875.  
   Figure, i, 377.  
   Local names, i, 375.  
   Fiber, i, 375.  
 Péris, see *Garcinia venulosa*.  
*Peristrophe bivalvis*:  
   Description and distribution, ii, 404.  
   Local names, ii, 404.  
*Peristrophe bivalvis*—Continued.  
   Dye, ii, 404.  
 Perog-párog-ti-táwo, see *Momordica cochinchinensis*.  
 Petroleum nut, see *Pittosporum resiniferum*.  
 Petroleum-nut oil:  
   *Pittosporum resiniferum*, ii, 106.  
*Phaeanthus ebracteolatus*:  
   Description and distribution, i, 376.  
   Local names, i, 376.  
   Fiber, i, 376.  
*Phalaenopsis amabilis*:  
   Description and distribution, iii, 30.  
   Figure, iii, 34.  
   Local name, iii, 30.  
   Ornamental, iii, 30.  
*Phalaenopsis lueddemanniana*:  
   Description and distribution, iii, 36.  
   Figure, iii, 35.  
   Local names, iii, 36.  
   Ornamental, iii, 36.  
*Phalaenopsis schilleriana*:  
   Description and distribution, iii, 36.  
   Local name, iii, 36.  
   Ornamental, iii, 36.  
*Phalaenopsis* sp.:  
   Figure, iii, 37.  
*Phaleria cumingii*:  
   Description and distribution, i, 403.  
   Local names, i, 403.  
   Fiber, i, 403.  
*Phaleria perrottetiana*:  
   Description and distribution, i, 403.  
   Local names, i, 403.  
   Fiber, i, 403.  
*Phaseolus aureus*:  
   Distribution, iii, 192.  
   Local names, iii, 192.  
   Medicinal, iii, 192.  
*Phaseolus lunatus*:  
   Description, ii, 292.  
   Local names, ii, 292.  
   Food, ii, 292.  
*Phoenix canariensis*:  
   Ornamental, i, 236.  
   Recently introduced palm, i, 243.  
*Phoenix dactylifera*:  
   Distribution, i, 236.  
*Phoenix hanceana*:  
   Description and distribution, i, 236.  
   Local name, i, 236.  
   Rain coats, i, 236.  
*Phoenix pusilla*:  
   Recently introduced palm, i, 243.  
*Phoenix roebelenii*:  
   Recently introduced palm, i, 243.  
*Phoenix rupicola*:  
   Ornamental, i, 236.  
   Recently introduced palm, i, 243.  
*Phragmites karka*:  
   Description and distribution, i, 342.  
   Local names, i, 342.  
   Fiber, i, 342.  
*Phragmites vulgaris*:  
   Description and distribution, i, 344.  
   Figure, i, 343, 345.

- Phragmites vulgaris*—Continued.  
Local names, i, 342.  
Fiber, i, 342, 344.
- Phyllanthus niruri*:  
Distribution, iii, 201.  
Local names iii, 201.  
Medicinal, iii, 201.
- Phyllanthus reticulatus*:  
Description and distribution, iii, 90.  
Local names, iii, 90.  
Ink, iii, 90.  
Medicinal, iii, 201.
- Physic nut, see *Jatropha curcas*.  
Physic-nut oil:  
*Jatropha curcas*, ii, 140.
- Piadak, see *Xylocarpus moluccensis*.  
Piagáu, see *Xylocarpus granatum*.  
Piagáu, see *Xylocarpus moluccensis*.  
Piagáu oil:  
*Xylocarpus moluccensis*, ii, 118.
- Piai, see *Acrostichum aureum*.  
Piaŋga, see *Bassia betis*.  
Piápi, see *Avicennia alba*.  
Piápi, see *Avicennia officinalis*.  
Piay, see *Acrostichum aureum*.  
Pichik, see *Oxalis repens*.
- Picture frames:  
*Saccharum officinarum*, i, 344.  
*Saccharum spontaneum*, i, 344.
- Piekal, see *Mallotus philippinensis*.  
Piet, see *Corypha elata*.  
Piksík, see *Avicennia officinalis*.  
Pilai, see *Rubus niveus*.  
Pilápil, see *Aegiceras corniculatum*.  
Piláuai, see *Canarium ovatum*.  
Pilauai, see *Eugenia polycephaloides*.  
Piláui, see *Canarium ovatum*.
- Pilea microphylla*:  
Distribution, iii, 182.  
Medicinal, iii, 182.
- Pilet-pilet, see *Spilanthes acmellia*.  
Píli, see *Canarium luzonicum*.  
Pili, see *Canarium ovatum*.  
Pilíg, see *Livistona rotundifolia*.  
Pili-nut oil:  
*Canarium ovatum*, ii, 114.  
Pilipili, see *Aglaiá harmsiana*.
- Pillows:  
*Asclepias curassavica*, i, 407.  
*Bombax ceiba*, i, 392.  
*Ceiba pentandra*, i, 394.  
*Typha angustifolia*, i, 380.
- Pilokong, see *Fimbristylis globulosa*.
- Pinaceae**:  
Resin, ii, 18.  
Tannins, iii, 92.
- Pinanga barnesii*:  
Description, i, 238.
- Pinanga basilanensis*:  
Description, i, 241.
- Pinanga batanensis*:  
Description, i, 241.
- Pinanga copelandii*:  
Description, i, 238.
- Pinanga curranii*:  
Description, i, 239.
- Pinanga elmerii*:  
Description, i, 239.
- Pinanga geonomaeformis*:  
Description, i, 238.
- Pinanga heterophylla*:  
Description, i, 238.
- Pinanga insignis*:  
Description, i, 236, 241.
- Pinanga isabelensis*:  
Description, i, 238.
- Pinanga kuhlii*:  
Recently introduced palm, i, 243.
- Pinanga maculata*:  
Description, i, 238.
- Pinanga modesta*:  
Description, i, 238.
- Pinanga negrosensis*:  
Description, i, 240.
- Pinanga philippinensis*:  
Description, i, 236, 239.  
Figure, i, 237.
- Pinanga rigida*:  
Description, i, 240.
- Pinanga samarana*:  
Description, i, 239.
- Pinanga sclerophylla*:  
Description, i, 240.
- Pinanga sibuyanensis*:  
Description, i, 241.
- Pinanga speciosa*:  
Description, i, 241.
- Pinanga* spp.:  
Description, i, 236.  
Local names, i, 241.  
Areca-nut substitute, ii, 252.  
Conspectus of the species, i, 238.
- Pinanga urdanetana*:  
Description, i, 239.
- Pinanga urosperma*:  
Description, i, 239.
- Pinanga woodiana*:  
Description, i, 240.
- Pineapple, see *Ananas comosus*.  
Pinggapinggáhan, see *Oroxyllum indicum*.  
Pínggót, see *Juncus effusus*.  
Pingit, see *Ardisia boissieri*.  
Pingkapíngkáhan, see *Oroxyllum indicum*.  
Pinit, see *Rubus fraxinifolius*.  
Pino, see *Agathis alba*.  
Pifiónes, see *Quisqualis indica*.  
Pintaká, see *Coix lachryma-jobi*.
- Pinus insularis*:  
Description and distribution, ii, 32, 34.  
Figure, ii, 31, 33, 35.  
Local names, ii, 30.  
Analysis of turpentine, ii, 32.  
Method of boxing, ii, 30.  
Tannin, iii, 92.  
Turpentine, ii, 30.
- Pinus merkusii*:  
Description and distribution, ii, 34.  
Figure, ii, 36.

- Pinus merkusii*—Continued.  
Local names, ii, 34.  
Turpentine, ii, 34.
- Piperaceae:**  
Food plants, ii, 260.  
Medicinal plants, iii, 66, 179.
- Piper betle:**  
Description and distribution, iii, 66.  
Local names, iii, 66.  
Buyo chewing, ii, 252.  
Medicinal, iii, 66, 179.
- Piper nigrum:**  
Distribution, iii, 180.  
Local name, iii, 180.  
Medicinal, iii, 180.
- Piper retrofractum:**  
Distribution, iii, 180.  
Local names, iii, 180.  
Medicinal, iii, 180.
- Piper umbellatum var. subpeltatum:**  
Description and distribution, ii, 260.  
Local names, ii, 260.  
Condiment, ii, 260.
- Pipes (water):**  
*Gigantochloa levis*, i, 262.
- Pipestems:**  
*Arundinaria nitakayamensis*, i, 258.
- Pipisig, see *Avicennia officinalis*.  
Pipisik, see *Aegiceras corniculatum*.  
Pipisik, see *Avicennia officinalis*.
- Pipturus arborescens:**  
Dimensions of bast fibers, i, 322.
- Pirara, see *Sonneratia caseolaris*.  
Piris, see *Garcinia vidualii*.  
Pisá, see *Areca hutchinsoniana*.  
Pisa, see *Canarium luzonicum*.  
Pisa, see *Canarium villosum*.  
Pisik, see *Centipeda minima*.  
Piso-piso, see *Rhynchospora corymbosa*.  
Pisos-pisos, see *Quamoclit pinnata*.
- Pistia stratiotes:**  
Distribution, ii, 254.  
Local names, ii, 254.  
Hog food, ii, 254.  
Scrubbing, ii, 254.
- Píta, see *Areca vidualiana*.
- Pithecolobium dulce:**  
Description and distribution, ii, 292.  
Figure, ii, 295.  
Local names, ii, 292.  
Food, ii, 292.  
Kamanchile oil, ii, 110.  
Tannin, iii, 93.
- Pithecolobium subacutum:**  
Description and distribution, ii, 394.  
Local names, ii, 394.  
Dye, ii, 394.
- Pitjoeng oil:**  
*Pangium edule*, ii, 161.
- Pitógo**, see *Cycas rumphii*.
- Pittosporaceae:**  
Medicinal plants, iii, 189.  
Oils, ii, 105.
- Pittosporum pentandrum:**  
Description and distribution, ii, 106.  
Local names, ii, 105.
- Pittosporum pentandrum**—Continued.  
Mamalis oil, ii, 105.  
Medicinal, iii, 189.
- Pittosporum resiniferum:**  
Description and distribution, ii, 108.  
Figure, ii, 107.  
Local names, ii, 106.  
Petroleum-nut oil, ii, 106.
- Plantaginaceae:**  
Medicinal plants, iii, 74, 238.
- Plantago major:**  
Description and distribution, iii, 74.  
Local names, iii, 74.  
Medicinal, iii, 74, 238.
- Plantain**, see *Plantago major*.
- Platyserium bifforme:**  
Description and distribution, iii, 12.  
Figure, iii, 6.  
Local name, iii, 12.
- Plectocomia elmeri:**  
Description, i, 242.
- Pleurotus applicatus:**  
Edible fungi, iii, 136.
- Pleurotus noctuleucens:**  
Edible fungi, iii, 136.
- Pleurotus ostreatus:**  
Description, iii, 136.  
Figure, iii, 137.  
Edible fungi, iii, 136.
- Pleurotus striatulus:**  
Edible fungi, iii, 136.
- Pleurya interrupta:**  
Distribution, iii, 182.  
Local names, iii, 182.  
Medicinal, iii, 182.
- Pluchea indica:**  
Description, i, 84.  
Local names, i, 84.
- Plumbaginaceae:**  
Medicinal plants, iii, 219.
- Plumbago indica:**  
Distribution, iii, 219.  
Local names, iii, 219.  
Medicinal, iii, 219.
- Plumbago zeylanica:**  
Distribution, iii, 219.  
Local names, iii, 219.  
Medicinal plants, iii, 219.
- Plumiera acuminata:**  
Distribution, iii, 223.  
Local names, iii, 223.  
Medicinal, iii, 223.
- Pogostemon cablin:**  
Description and distribution, ii, 222.  
Figure, ii, 221.  
Medicinal, iii, 238.  
Perfume, ii, 219.
- Poisonous plants, iii, 79.
- Pola, see *Caryota cumingii*.
- Polianthes tuberosa:**  
Distribution, iii, 177.  
Local names, iii, 177.  
Medicinal, iii, 177.
- Polish:  
*Schizostachyum lima*, i, 264.



- Polyalthia flava*:  
Description and distribution, i, 376.  
Local name, i, 376.  
Rope, i, 376.
- Polygalaceae*:  
Soap substitutes, iii, 56.
- Polygonaceae*:  
Medicinal, iii, 188.
- Polygonum barbatum*:  
Distribution, iii, 183.  
Local names, iii, 183.  
Medicinal, iii, 183.
- Polynesian ivory-nut palm, see *Coelococcus amicarum*.
- Polypodiaceae*:  
Fiber plants, i, 323.  
Food plants, ii, 241.  
Medicinal plants, iii, 167.  
Mangrove swamps, i, 32.  
Ornamental plants, ii, 11.
- Polypodium sinuatum*:  
Description and distribution, i, 24.  
Figure, i, 27.
- Polyporaceae*:  
Edible fungi, iii, 116.
- Pomade:  
*Acacia farnesiana*, ii, 204.
- Pomelo, see *Citrus maxima*.
- Pongamia pinnata*:  
Description and distribution, i, 379; ii, 111, 112.  
Figure, ii, 113.  
Local names, i, 379; ii, 111.  
Fiber, i, 379.  
Medicinal, iii, 192.  
Pongam oil, ii, 111.
- Pongam oil:  
*Pongamia pinnata*, ii, 111.
- Pongpóng, see *Embelia philippinensis*.
- Poot-si-nuang, see *Urena lobata*.
- Póro, see *Fatoua pilosa*.
- Porong, see *Grewia stylocarpa*.
- Portulacaceae*:  
Food plants, ii, 276.  
Medicinal plants, iii, 185.
- Portulaca oleracea*:  
Description and distribution, ii, 276.  
Distribution, iii, 185.  
Local names, ii, 276.  
Food, ii, 276.  
Medicinal, iii, 185.
- Pothoidium lobbianum*:  
Description and distribution, i, 354.  
Local names, i, 354.  
Fiber, i, 353, 354.
- Pothos* spp.:  
Description and distribution, i, 354.  
Figure, i, 355.  
Local names, i, 354.  
Fiber, i, 353, 354.
- Pótótan, see *Bruguiera conjugata*.
- Potótan, see *Bruguiera cylindrica*.
- Potótan, see *Bruguiera parviflora*.
- Potótan, see *Bruguiera sexangula*.
- Potótan-babáe, see *Bruguiera sexangula*.
- Potótan-laláki, see *Bruguiera cylindrica*.
- Pouzolzia zeylanica*:  
Distribution, iii, 182.  
Medicinal, iii, 182.
- Prayer-bean, see *Abrus precatorius*.
- Premna cumingiana*:  
Distribution, iii, 231.  
Local names, iii, 231.  
Medicinal, iii, 231.
- Premna nauseosa*:  
Description and distribution, ii, 373.  
Distribution, iii, 231.  
Local names, ii, 373; iii, 231.  
Medicinal, ii, 231.  
Piper betle substitute, ii, 373.
- Premna odorata*:  
Distribution, iii, 231.  
Local names, iii, 231.  
Medicinal, iii, 231.
- Preservative, leather:  
*Ricinus communis*, ii, 143.
- Preservative, wood:  
*Aleurites moluccana*, ii, 126.  
*Anacardium occidentale*, ii, 146.
- Pritchardia gaudichaudii*:  
Recently introduced palm, i, 243.
- Pritchardia pacifica*:  
Recently introduced palm, i, 243.
- Pseuderanthemum pulchellum*:  
Distribution, iii, 238.  
Local names, iii, 238.  
Medicinal, iii, 238.
- Psidium guajava*:  
Description and distribution, ii, 360.  
Figure, ii, 363.  
Local names, ii, 360.  
Food, ii, 360.  
Medicinal, iii, 69, 216.
- Psychotria luzoniensis*:  
Distribution, iii, 241.  
Local names, iii, 241.  
Medicinal, iii, 241.
- Psychotria mindorensis*:  
Distribution, iii, 241.  
Local name, iii, 241.  
Medicinal, iii, 241.
- Pterocarpus blancoi*:  
Distribution, iii, 192.  
Figure, ii, 397.  
Local names, iii, 192.  
Medicinal, iii, 192.
- Pterocarpus indicus*:  
Figure, ii, 395, 397.
- Pterocarpus* spp.:  
Local names, ii, 396.  
Dye, ii, 396.
- Pterocarpus vidaliana*:  
Figure, ii, 397.
- Pterocaulon radolens*:  
Distribution, iii, 245.  
Local names, iii, 245.  
Medicinal, iii, 245.
- Pterocymbium tinctorium*:  
Description and distribution, i, 398.  
Figure, i, 399.

*Pterocymbium tinctorium*—Continued.  
 Local names, i, 398.  
 Medicinal, iii, 211.  
 Rope, i, 398.  
 Tensile strength, i, 321.

*Pterospermum diversifolium*:  
 Description, i, 398.  
 Distribution, i, 400.  
 Local names, i, 398.  
 Dye, ii, 399.  
 Medicinal, iii, 211.  
 Rope, i, 398.  
 Tensile strength, i, 321.

*Pterospermum niveum*:  
 Description and distribution, i, 400.  
 Local names, i, 400.  
 Dye, ii, 399.  
 Fiber, i, 400.

*Pterospermum obliquum*:  
 Description and distribution, ii, 400.  
 Local names, ii, 399.  
 Dye, ii, 400.

*Ptychoraphis cagayanensis*:  
 Description, i, 242.

*Ptychoraphis elmerii*:  
 Description, i, 242.  
 Local name, i, 242.

*Ptychoraphis intermedia*:  
 Description, i, 242.  
 Local name, i, 242.

*Ptychoraphis microcarpa*:  
 Description, i, 242.

*Ptychosperma macarthurii*:  
 Recently introduced palm, i, 243.

Pueng, see *Ischaemum angustifolium*.  
 Puenig, see *Ischaemum angustifolium*.  
 Pugáhan, see *Caryota cumingii*.  
 Pugapong, see *Piper umbellatum*.  
 Puguhan, see *Caryota cumingii*.  
 Puis, see *Averrhoa bilimbi*.  
 Puláu, see *Nymphaea pubescens*.  
 Puled, see *Grewia stylocarpa*.  
 Pulít, see *Grewia stylocarpa*.  
 Pulít, see *Xylocarpus granatum*.  
 Pulpúlto, see *Justicia gendarussa*.  
 Pulpúlto, see *Pseuderanthemum pulchellum*.  
 Pumángga, see *Mangifera indica*.  
 Fundúng, see *Avicennia alba*.  
 Puñgápuñg, see *Amorphophallus campanulatus*.  
 Puñgós, see *Kyllinga monocephala*.  
 Punit, see *Cyathea* spp.  
 Punlaing, see *Cocos nucifera*.  
 Puntalefánte, see *Rotala aquatica*.  
 Puntas-púntas, see *Ipomoea digitata*.  
 Puos, see *Ficus forstenii*.  
 Pupagan, see *Rubus fraxinifolius*.  
 Purgative oil:  
*Croton tiglium*, ii, 138.  
*Jatropha curcas*, ii, 140.  
*Ricinus communis*, ii, 143.  
*Sterculia foetida*, ii, 154.

Puriket, see *Bidens pilosa*.  
 Purikit, see *Urena lobata*.  
 Puropagai, see *Phaenanthus ebracteolatus*.

Purpuráok, see *Cardiospermum halicacabum*.  
 Purpurikit, see *Bidens chinensis*.  
 Puser, see *Schizostachyum feniciu*.  
 Puspús, see *Ficus forstenii*.  
 Pútag, see *Barringtonia acutangula*.  
 Putad, see *Barringtonia racemosa*.  
 Pútag, see *Barringtonia acutangula*.  
 Pútag, see *Barringtonia racemosa*.  
 Putat oil:  
*Barringtonia racemosa*, ii, 162.  
 Putí-i babáye, see *Lophopetalum toxicum*.  
 Putí-i aláke, see *Lophopetalum toxicum*.  
 Putoputóhan, see *Scindapsus* spp.  
 Putut, see *Bruguiera conjugata*.  
 Putut, see *Bruguiera sexangula*.  
 Pututan, see *Bruguiera conjugata*.  
 Putútan, see *Bruguiera sexangula*.  
 Puyás, see *Coix lachryma-jobi*.  
 Puyugáu, see *Xylocarpus moluccensis*.  
 Puyús, see *Diplodiscus paniculatus*.

*Pycnarrhena manillensis*:  
 Distribution, iii, 186.  
 Local names, iii, 186.  
 Medicinal, iii, 186.

*Pygeum glandulosum*:  
 Description and distribution, ii, 389.  
 Local names, ii, 388.  
 Dye, ii, 389.

*Pygeum prestii*:  
 Description and distribution, ii, 389.  
 Local names, ii, 389.  
 Dye, ii, 389.

## Q

*Quamoclit pinnata*:  
 Distribution, iii, 226.  
 Local names, iii, 226.  
 Medicinal, iii, 226.

*Quisqualis indica*:  
 Distribution, iii, 215.  
 Local names, iii, 215.  
 Medicinal, iii, 215.

## R

Rabo de león, see *Sansevieria zeylanica*.  
 Rabo de tigre, see *Sansevieria zeylanica*.  
 Ragiáng, see *Alocasia macrorrhiza*.  
 Ragíni, see *Rubus rosaefolius*.  
 Ragiú, see *Rhynchospora corymbosa*.  
 Ragiú-dú, see *Rhynchospora corymbosa*.  
 Ragiúdiú, see *Scirpus grossus*.  
 Rag-ragádi, see *Achyranthes aspera*.  
 Raincoats:  
*Livistona cochinchinensis*, i, 216.  
*Livistona rotundifolia*, i, 216.  
*Nipa fruticans*, i, 222.  
*Phoenix hanceana*, i, 236.

Raiya-ráiya, see *Ficus haulii*.  
 Rakído, see *Rhynchospora corymbosa*.  
 Rambután, see *Nephelium lappaceum*.  
 Rambutan tallow:  
*Nephelium lappaceum*, ii, 148.

Ramle, see *Boehmeria nivea*.  
 Rangrangáu, see *Ipomoea pes-tigridis*.

- Rangrañgáú ñg abuduán, see *Ipomoea pes-tigrídis*.
- Raphia ruffia*:  
Recently introduced palm, i, 243.
- Raphidophora merrillii*:  
Description, i, 356.  
Figure, i, 357, 358.  
Fiber, i, 353-356.
- Raphidophora* spp.:  
Fibers, i, 356.
- Rapitan, see *Arenga pinnata*.
- Rapók, see *Sterculia stipularis*.
- Rátiles, see *Muntingia calabura*.
- Rauwolfia amsoniaefolia*:  
Distribution, iii, 223.  
Local names, iii, 223.  
Medicinal, iii, 223.
- Reforestation crop:  
*Bambusa spinosa*, i, 259.
- Renanthera storiei*:  
Description and distribution, iii, 36.  
Ornamental, iii, 36.
- Rhamnaceae*:  
Fiber plants, i, 380.  
Medicinal plants, iii, 205.  
Soap substitutes, iii, 59.
- Rhaphidophora merrillii*:  
Distribution, iii, 174.  
Local names, iii, 174.  
Medicinal, iii, 174.
- Rhinacanthus nasuta*:  
Distribution, iii, 238.  
Local names, iii, 238.  
Medicinal, iii, 238.
- Rhizophora candelaria*:  
Description, i, 62, 68.  
Distribution, i, 22, 62.  
Figure, i, 10, 65.  
Local names, i, 68.  
Cultivation, i, 100.  
Firewood, i, 112-114.  
Stands, i, 86-100.  
Tannin, i, 119-124.  
Timber, i, 66.
- Rhizophoraceae*:  
Mangrove swamps, i, 48.
- Rhizophora mangle*:  
Ballast retainer, i, 26.
- Rhizophora mucronata*:  
Description, i, 62, 68.  
Distribution, i, 22, 62.  
Figure, i, 67, 69.  
Local names, i, 68.  
Cultivation, i, 100.  
Firewood, i, 112-117.  
Stands, i, 86-99.  
Tannin, i, 119-124.  
Timber, i, 66.
- Rhododendron vitalii*:  
Distribution, iii, 218.  
Local name, iii, 218.  
Medicinal, iii, 218.
- Rhodomyrtus tomentosa*:  
Description and distribution, ii, 362.  
Food, ii, 362.
- Rhynchospora corymbosa*:  
Description and distribution, i, 352.  
Local names, i, 352.  
Fiber, i, 352.
- Rhynchosostylis retusa*:  
Description and distribution, iii, 36.  
Figure, iii, 38.  
Ornamental, iii, 36.
- Rice, see *Oryza sativa*.
- Ricinus communis*:  
Description, ii, 144.  
Distribution, ii, 143.  
Figure, ii, 145.  
Local names, ii, 143.  
Castor oil, ii, 144.  
Dye, ii, 398.  
Medicinal, iii, 69, 201.
- Riginí, see *Cissus repens*.
- Rimódas, see *Andropogon zizanioides*.
- Rimóra, see *Andropogon zizanioides*.
- Rimóras, see *Andropogon zizanioides*.
- Rogrogsó, see *Gonocaryum calleryanum*.
- Ronas, see *Smilax leucophylla*.
- Rónñgon, see *Ceriops tagal*.
- Root beers ingredient:  
*Cinnamomum mercaadoi*, ii, 202.
- Rope, see Fibers:  
*Dendrocalamus merrillianus*, i, 261.
- Rosaceae*:  
Dyes, ii, 388.  
Food plants, ii, 284.
- Rosas-sa-baibaí, see *Lochnera rosea*.
- Roselle, see *Hibiscus sabdariffa*.
- Rosmarinus officinalis*:  
Distribution, iii, 234.  
Local names, iii, 234.  
Medicinal, iii, 234.
- Rosmiro, see *Rosmarinus officinalis*.
- Rotala aquatica*:  
Distribution, iii, 228.  
Local names, iii, 228.  
Medicinal, iii, 228.
- Round-leaf salágo, see *Wikstroemia ovata*.
- Rourea erecta*:  
Dog poison, iii, 79.
- Rourea volubilis*:  
Description and distribution, i, 378.  
Local names, i, 378.  
Dog poison, iii, 79.  
Fiber, i, 378.
- Royal palm, see *Oreodoxa regia*.
- Rubber:  
*Chonemorpha elastica*, ii, 84.  
*Parameria philippinensis*, ii, 88.
- Rubiaceae*:  
Dyes, ii, 405.  
Mangrove swamps, i, 84.
- Rubia cordifolia*:  
Distribution, iii, 241.  
Local name, iii, 241.  
Medicinal, iii, 241.
- Rubían, see *Terminalia comintana*.
- Rubus copelandii*:  
Description and distribution, ii, 284.  
Food, ii, 284.

- Rubus ellipticus*:  
Description and distribution, ii, 285.  
Local name, ii, 285.  
Food, ii, 285.
- Rubus elmeri*:  
Description and distribution, ii, 285.  
Local name, ii, 285.  
Food, ii, 285.
- Rubus fraxinifolius*:  
Description and distribution, ii, 285.  
Local names, ii, 285.  
Food, ii, 285.
- Rubus niveus*:  
Description and distribution, ii, 286.  
Local name, ii, 286.  
Food, ii, 286.
- Rubus pectinellus*:  
Description and distribution, ii, 286.  
Figure, ii, 287.  
Local name, ii, 286.  
Food, ii, 286.
- Rubus rolfei*:  
Description and distribution, ii, 286.  
Food, ii, 286.
- Rubus rosaefolius*:  
Description and distribution, ii, 288.  
Local names, ii, 288.  
Food, ii, 288.
- Rugian, see *Bambusa spinosa*.  
Rukrokso, see *Eugenia aherniana*.  
Rukrukso, see *Ardisia serrata*.  
Rukurok, see *Morinda citrifolia*.  
Rumaká, see *Arenga tremula*.  
Ruñgon, see *Cerriops tagal*.  
Rúno, see *Miscanthus sinensis*.
- Rutaceae*:  
Food plants, ii, 296.  
Medicinal plants, iii, 193.  
Oils, ii, 208.

## S

- Sabal adansonii*:  
Recently introduced palm, i, 243.
- Sabal blackburneanum*:  
Recently introduced palm, i, 243.
- Sabal mauritiforme*:  
Recently introduced palm, i, 243.
- Sabal palmetto*:  
Recently introduced palm, i, 243.
- Sabfog, see *Ficus minahassae*.  
Sabía, see *Piper retrofractum*.  
Sabilá, see *Sansevieria zeylanica*.  
Sabiláu, see *Commelina benghalensis*.  
Sablót, see *Litsea glutinosa*.  
Sabnit, see *Hibiscus surattensis*.  
Saboágon, see *Pittosporum pentandrum*.  
Sabung-sabúnñan, see *Eleusine indica*.  
Sabunóg, see *Phragmites karka*.  
Sabután, see *Pandanus sabotan*.  
Sabután, see *Pandanus tectorius*.  
Sabután-buáia, see *Vallisneria gigantea*.
- Saccharum officinarum*:  
Fiber, i, 344.
- Saccharum sara*:  
Paper, i, 421.
- Saccharum spontaneum*:  
Local names, i, 344.  
Dimensions of fiber, i, 422.  
Fiber, i, 344.  
Paper, i, 419-422.
- Sachet powder:  
*Acorus calamus*, ii, 181.
- Sadak, see *Ichnocarpus ovatifolius*.  
Sádak, see *Malaisia scandens*.  
Sadák, see *Parameria philippinensis*.  
Sadáuag, see *Pinanga* spp.  
Sadúag, see *Pinanga* spp.  
Sága, see *Abrus precatorius*.  
Saga, see *Drymaria quercifolia*.  
Sága, see *Nipa fruticans*.  
Sagádan, see *Lepidopetalum perrottetii*.  
Sagága, see *Pittosporum resiniferum*.  
Ságal-káñgai, see *Zanthoxylum rhetsa*.  
Sagakap, see *Flagellaria indica*.  
Sagambáging, see *Abrus precatorius*.  
Sagapók, see *Mucuna nigricans*.  
Sagása, see *Bruguiera sexangula*.  
Sagása, see *Lumnitzera littorea*.  
Sagasá, see *Osbornia octodonta*.  
Sagasá, see *Scyphiphora hydrophyllacea*.  
Sagasága, see *Abrus precatorius*.  
Sagásak, see *Bruguiera sexangula*.  
Sagát, see *Pterocarpus* spp.  
Sagiát, see *Goniothalamus amuyon*.  
Ságing-ságing, see *Aegiceras corniculatum*.  
Sagingságingan, see *Helicteres hirsuta*.  
Sagingsing, see *Memecylon ovatum*.  
Sagísi, see *Heterospatha elata*.  
Sagit, see *Vernonia cinerea*.  
*Sagittaria sagittifolia*:  
Description and distribution, ii, 246.  
Local names, ii, 246.  
Food, ii, 246.
- Sago palm, see *Metroxylon sago*.  
Sagú, see *Metroxylon sago*.  
Ságu, see *Wikstroemia meyeniana*.  
Sagun-sagun, see *Adenantha intermedia*.  
Sahikan, see *Portulaca oleracea*.  
Sáhing, see *Canarium luzonicum*.  
Sákat, see *Terminalia calamansanai*.  
Sákat, see *Terminalia edulis*.  
Sáket, see *Terminalia calamansanai*.  
Sáket, see *Terminalia edulis*.  
Sako, see *Barringtonia acutangula*.  
Sakolon, see *Areca caliso*.  
Sakolon, see *Pinanga* spp.  
Saksig, see *Areca ipot*.  
Saksik, see *Areca ipot*.  
Sálab, see *Guioa koelreuteria*.  
Sálab, see *Lepidopetalum perrottetii*.  
Salabágin, see *Flacourtia rukam*.  
Saláb na pulá, see *Mallotus philippinensis*.  
*Salacia prinoides*:  
Distribution, iii, 203.  
Local name, iii, 203.  
Medicinal, iii, 203.
- Saládai, see *Zanthoxylum rhetsa*.
- Salad oil:  
*Arachis hypogaea*, ii, 109.  
*Moringa oleifera*, ii, 104.

- Salagin, see *Chisocheton cumingianus*.  
 Salagip, see *Wikstroemia lanceolata*.  
 Salagisog, see *Cibotium baranetz*.  
 Salágo, see *Phaleria cumingii*.  
 Salágo, see *Wikstroemia indica*.  
 Salágo, see *Wikstroemia lanceolata*.  
 Salágo, see *Wikstroemia ovata*.  
 Salágo, see *Wikstroemia* spp.  
 Salago, lance-leaf, see *Wikstroemia lanceolata*.  
 Salago, large-leaf, see *Wikstroemia meyeniana*.  
 Salágo, round-leaf, see *Wikstroemia ovata*.  
 Salago, small-leaf, see *Wikstroemia indica*.  
 Salágong-babáe, see *Phaleria cumingii*.  
 Salágong-gúbat, see *Phaleria cumingii*.  
 Sálai, see *Zanthoxyzylum avicennae*.  
 Sálai, see *Zanthoxyzylum rhetsa*.  
 Sálai-kángaí, see *Zanthoxyzylum avicennae*.  
 Salaisáú, see *Terminalia catappa*.  
 Salalángin, see *Kingiodendron alternifolium*.  
 Salamúngaí, see *Aglaiá harmsiana*.  
 Salangisag, see *Pinanga* spp.  
 Salanióg, see *Heterospatha elata*.  
 Saláapu, see *Ventilago dichotoma*.  
 Sala'sá, see *Lumnitzera littorea*.  
 Salasalúyut, see *Corchorus acutangulus*.  
 Salasandía, see *Ipomoea pes-tigridis*.  
 Sáleng, see *Ganophyllum falcatum*.  
 Sáleng, see *Pinus insularis*.  
 Salet, see *Homalomena philippinensis*.  
 Salet ñga nalabaga, see *Homalomena philippinensis*.  
 Salibangbáng, see *Bauhinia cumingiana*.  
 Salibangbáng, see *Crinum asiaticum*.  
 Saligau, see *Croton tiglium*.  
 Saligum, see *Momordica charantia*.  
 Salik, see *Sida acuta*.  
 Salikút, see *Palaquium aernianum*.  
 Salilíhan, see *Decaspermum fruticosum*.  
 Sáling, see *Canarium villosum*.  
 Saling-bató, see *Gonocaryum calleryanum*.  
 Salinggógon, see *Cratoxylon blancoi*.  
 Salingkugi, see *Pongamia pinnata*.  
 Salíngsingán, see *Decaspermum fruticosum*.  
 Saling-uák, see *Clerodendron intermedium*.  
 Saling-uák, see *Clerodendron quadriloculare*.  
 Salisai, see *Terminalia calamansanai*.  
 Salsai, see *Terminalia catappa*.  
 Salsí, see *Ficus benjamina*.  
 Salit, see *Pinus merkusii*.  
 Salíta, see *Leucas lavandulifolia*.  
 Sallapugud, see *Aglaiá harmsiana*.  
 Salogon, see *Antiaris toxicaria*.  
 Salomági, see *Tamarindus indica*.  
 Sálóng, see *Agathis alba*.  
 Salóyot, see *Corchorus olitorius*.  
 Salsalída, see *Eclipta alba*.  
 Salsalakápu, see *Tournefortia sarmentosa*.  
 Salsalúyut, see *Malvastrum coromandelinum*.  
 Saltiki, see *Lunasia amara*.  
 Salua-suá, see *Capparis micracantha*.  
 Sálub, see *Guioa kolreuteria*.  
 Salukút, see *Palaquium aernianum*.  
 Salumági, see *Tamarindus indica*.  
 Salúyong, see *Cordia myxa*.  
 Salúyot, see *Corchorus olitorius*.  
 Salúyut, see *Corchorus olitorius*.  
 Salves :  
     *Cocos nucifera*, ii, 93.  
*Samadera indica* :  
     Description and distribution, ii, 114.  
     Local names, ii, 114.  
     Manunggal oil, ii, 114.  
     Medicinal, iii, 196.  
 Sámak, see *Macaranga tanarius*.  
 Samàk, see *Macaranga tanarius*.  
 Samát, see *Piper betle*.  
 Sambág, see *Tamarindus indica*.  
 Sambalágisai, see *Sophora tomentosa*.  
 Sambalduke, see *Anacardium occidentale*.  
 Sambon, see *Blumea balsamifera*.  
 Sambóng, see *Blumea balsamifera*.  
 Sambóng-damó, see *Sphaeranthus africanus*.  
 Sambóng-gála, see *Pterocaulon redolens*.  
 Sambóng-galá, see *Sphaeranthus africanus*.  
 Sambóng-kóla, see *Buddleia asiatica*.  
 Sambóng oil :  
     *Blumea balsamifera*, ii, 222.  
 Sambonotan, see *Eugenia aerniana*.  
 Sambúg, see *Pterocaulon redolens*.  
 Samburágat, see *Terminalia calamansanai*.  
 Samlíng, see *Cinnamomum mercadoi*.  
 Sampága, see *Jasminum sambac*.  
 Sampága, see *Plumbago zeylanica*.  
 Sampagíta, see *Jasminum sambac*.  
 Sampagíta doble, see *Jasminum sambac*.  
 Sampáka, see *Michelia champaca*.  
 Sampálok, see *Tamarindus indica*.  
 Sampalókan, see *Scoparia dulcis*.  
 Sampapáre', see *Cissampelos pareira*.  
 Sampáran, see *Leucas lavandulifolia*.  
 Sampinit, see *Rubus fraxinifolius*.  
 Sámuk, see *Macaranga tanarius*.  
 Samúyau, see *Citrus micrantha*.  
 Samuyau oil :  
     *Citrus micrantha*, ii, 210.  
 Sana, see *Nelubium nelumbo*.  
 Sanbág, see *Tamarindus indica*.  
 Sanda, see *Lochnera rosea*.  
 Sandalaftan, see *Sophora tomentosa*.  
*Sandoricum koetjape* :  
     Description and distribution, ii, 308.  
     Figure, ii, 307.  
     Local names, ii, 308.  
     Food, ii, 308.  
     Medicinal, iii, 197.  
 San Francisco-bundók, see *Justicia gendarussa*.  
 Sangdidikit, see *Plumbago zeylanica*.  
 Sangdikít, see *Plumbago zeylanica*.  
 Sanggúmai, see *Dendrobium crumenatum*.  
 Sanggúmai, see *Dendrobium revolutum*.  
 Sangkílan, see *Pavetta indica*.  
 Sangkúyong, see *Xylocarpus moluccensis*.  
 Sangláí, see *Ceiba pentandra*.  
 Sangsangítan, see *Sporobolus elongatus*.  
 San Pedro, see *Leucaena glauca*.  
 San Pedro, see *Lochnera rosea*.  
 San Pedro, see *Phyllanthus niruri*.

- Sansandok, see *Celosia argentea*.  
 Sansáu, see *Cisampelos pareira*.  
 Sansau-sansáuan, see *Cisampelos pareira*.  
*Sansevieria zeylanica*:  
 Description and distribution, i, 362.  
 Local names, i, 360.  
 Fiber, i, 360.  
 Medicinal, iii, 175.
- Santa Elena, see *Leucaena glauca*.  
 Santiki, see *Lunasia amara*.  
 Santíng, see *Breynia rhamnoides*.  
 Santíng, see *Lumnitzera littorea*.  
 Santíng-santíng, see *Acanthus ilicifolius*.  
 Santól, see *Sandoricum koetjape*.  
 Santor, see *Sandoricum koetjape*.  
 Saog-machín, see *Piper retrofractum*.  
 Saong-sáong, see *Canarium villosum*.  
 Sapang, see *Caesalpinia sappan*.  
 Sapang, see *Dioscorea pentaphylla*.  
 Sapaun, see *Nuclea junghuhnii*.
- Sapindaceae*:  
 Fiber plants, i, 380.  
 Food plants, ii, 322.  
 Medicinal plants, iii, 203.  
 Oils, ii, 147.  
 Poisonous plants, iii, 80.  
 Soap substitutes, iii, 58.
- Sapindus saponaria*:  
 Description and distribution, i, 380.  
 Local names, i, 380.  
 Fiber, i, 380.  
 Soap substitute, i, 380; iii, 59.
- Sapinit, see *Abelmoschus moschatus*.  
 Sapinit, see *Hibiscus surattensis*.  
 Sapinit, see *Rubus fraxinifolius*.  
 Sapinit, see *Rubus rosaefolius*.  
 Sapin-sapín, see *Blechnum brownii*.  
 Sapiro, see *Alphonsea arborea*.  
 Saplid, see *Terminalia calamansanai*.  
 Saplit, see *Pithecolobium subacutum*.  
 Saplúnġan, see *Aglaia glomerata*.  
 Saplúnġan, see *Aglaia harmsiana*.  
 Saplúnġan, see *Terminalia comintana*.
- Sapotaceae*:  
 Food plants, ii, 364.  
 Gums, ii, 73.  
 Medicinal plants, iii, 70, 219.  
 Oils, ii, 166.
- Sap-sapáng, see *Harrisonia perforata*.  
 Sáraí, see *Zanthoxylum rhetsa*.  
 Saramáu, see *Pinanga* spp.  
 Sarámo, see *Achyranthes aspera*.  
 Sarása, see *Graptophyllum pictum*.  
 Saráu, see *Livistona rotundifolia*.  
 Saráuag, see *Pinanga* spp.  
 Sarguélas, see *Spondia purpurea*.  
 Saripongpóng, see *Sterculia oblongata*.  
 Sarnugár á dadakkél, see *Helicteres hirsuta*.  
 Sarok, see *Kingiodendron alternifolium*.  
 Sárook, see *Pogostemon cablin*.  
 Sarungkád, see *Tylophora brevipes*.  
 Sarungkár, see *Tylophora brevipes*.  
 Sarungkára babassit, see *Fatoua pūlosa*.  
 Sasá, see *Nipa fruticans*.
- Sasítang, see *Lygodium flexuosum*.  
 Sauag-caballo, see *Triumfetta bartramia*.  
 Saung, see *Cycas circinalis*.  
 Sáung, see *Pinus insularis*.  
 Savidug, see *Terminalia catappa*.
- Sawale:  
*Schizostachyum lumampao*, i, 264.
- Saxifragaceae*:  
 Tobacco substitutes, iii, 95.
- Sayapó, see *Abroma fastuosa*.  
 Sayapú, see *Abroma fastuosa*.  
 Sayíkan, see *Euphorbia hirta*.  
 Sayongkál, see *Tylophora brevipes*.
- Scaevola frutescens*:  
 Distribution, iii, 243.  
 Local names, iii, 243.  
 Medicinal, iii, 243.
- Schefflera blancoi*:  
 Fish poison, iii, 81.
- Schefflera cumingii*:  
 Distribution, iii, 217.  
 Local name, iii, 217.  
 Medicinal, iii, 217.
- Schefflera elliptifoliola*:  
 Distribution, iii, 217.  
 Local names, iii, 217.  
 Medicinal, iii, 217.
- Schefflera odorata*:  
 Distribution, iii, 217.  
 Local names, iii, 217.  
 Medicinal, iii, 217.
- Schefflera piperoides*:  
 Distribution, iii, 217.  
 Local name, iii, 217.
- Schizaeaceae*:  
 Fiber plants, i, 326.  
 Medicinal plants, iii, 168.
- Schizostachyum brachycladum*:  
 Description, i, 263, 264.  
 Figure, i, 298.  
 Local names, i, 263.
- Schizostachyum curranii*:  
 Description and distribution, i, 265.  
 Figure, i, 300.
- Schizostachyum dielsianum*:  
 Description, i, 263, 264.  
 Distribution, i, 264; iii, 171.  
 Figure, i, 299.  
 Local names, i, 264.  
 Medicinal, iii, 171.  
 Uses, i, 264.
- Schizostachyum diffusum*:  
 Description, i, 263, 264.  
 Distribution, i, 264.  
 Figure, i, 301.  
 Local names, i, 264.  
 Baskets, i, 264.  
 Chairs, i, 264.
- Schizostachyum fenixii*:  
 Description, i, 263.  
 Distribution, i, 265.  
 Figure, i, 302.  
 Local names, i, 265.

- Schizostachyum hirtiflorum*:  
Description, i, 263.  
Distribution, i, 265.  
Figure, i, 303.
- Schizostachyum lima*:  
Description, i, 263, 264.  
Distribution, i, 264.  
Figure, i, 304.  
Local names, i, 264.  
Uses, i, 264.
- Schizostachyum longispiculatum*:  
Description, i, 263.
- Schizostachyum lumampao*:  
Description, i, 263, 265.  
Distribution, i, 264.  
Figure, i, 250, 305, 306.  
Local names, i, 264.  
Paper, i, 416-419.  
Planting and growth, i, 278.  
Uses, i, 265.
- Schizostachyum luzonicum*:  
Description, i, 263.  
Distribution, i, 265.  
Figure, i, 307.
- Schizostachyum palawanense*:  
Description, i, 263.  
Distribution, i, 265.  
Figure, i, 308.
- Schizostachyum textorium*:  
Description, i, 263, 265.  
Distribution, i, 265.  
Figure, i, 309.  
Local names, i, 265.  
Looms, i, 265.
- Schizostachyum toppingii*:  
Description and distribution, i, 265.  
Figure, i, 310.
- Scindapsus* spp.:  
Local names, i, 356.  
Fiber, i, 353, 356.
- Scirpodendron ghaeri*:  
Description and distribution, i, 352.  
Local name, i, 352.  
Hats, i, 352.
- Scirpus grossus*:  
Description and distribution, i, 353.  
Local names, i, 353.  
Fiber, i, 353.
- Scirpus lacustris*:  
Description and distribution, i, 353.  
Local names, i, 353.  
Mats, i, 353.
- Scleroderma aurantacum*:  
Edible fungi, iii, 144.
- Scleroderma dictyosporum*:  
Description, iii, 144.  
Edible fungi, iii, 144.
- Scleroderma verrucosum*:  
Description, iii, 144.  
Figure, iii, 143.  
Edible fungi, iii, 144.
- Scleroderma vulgare*:  
Description, iii, 144.  
Edible fungi, iii, 144.
- Scoparia dulcis*:  
Distribution, iii, 236.  
Local names, iii, 236.  
Medicinal, iii, 236.
- Scouring materials, iii, 49.
- Screens:  
*Cyperus radiatus*, i, 348.  
*Miscanthus sinensis*, i, 342.  
*Rhynchospora corymbosa*, i, 352.  
*Saccharum spontaneum*, i, 344.
- Scrophulariaceae:  
Food plants, ii, 375.  
Medicinal plants, iii, 235.
- Scutellaria luzonica*:  
Distribution, iii, 234.  
Local name, iii, 234.  
Medicinal, iii, 234.
- Scyphiphora hydrophyllacea*:  
Description and distribution, i, 84.  
Figure, i, 87.  
Local names, i, 84.
- Securidaca corymbosa*:  
Description and distribution, iii, 56.  
Local names, iii, 56.  
Soap substitute, iii, 56.
- Securidaca philippinensis*:  
Description and distribution, iii, 58.  
Local names, iii, 58.  
Soap substitute, iii, 58.
- Segisi, see *Heterospatha elata*.
- Sekói, see *Benincasa hispida*.
- Semecarpus cuneiformis*:  
Description and distribution, ii, 320.  
Figure, ii, 321.  
Local names, ii, 320.  
Food, ii, 320.  
Medicinal, iii, 202.
- Semecarpus gigantifolia*:  
Description and distribution, ii, 322.  
Figure, ii, 323.  
Local names, ii, 322.  
Food, ii, 322.
- Serar, see *Corypha elata*.
- Sere, see *Pandanus copelandii*.
- Sesame, see *Sesamum orientale*.
- Sesame oil:  
*Sesamum orientale*, ii, 168.  
*Sesamum indicum*, see *Sesamum orientale*.
- Sesamum orientale*:  
Description and distribution, ii, 172.  
Figure, ii, 169.  
Local names, ii, 168.  
Exports of oil, ii, 170.  
Medicinal, iii, 74, 236.  
Sesame oil, ii, 171.
- Sesbania grandiflora*:  
Description, ii, 72.  
Distribution, ii, 73.  
Local names, ii, 72.  
Dimensions of bast fibers, i, 322.  
Food, ii, 294.  
Substitute for gum arabic, ii, 72.

- Sesuvium portulacastrum*:  
 Description and distribution, ii, 276.  
 Local name, ii, 276.  
 Food, ii, 276.
- Shafts, vehicle:  
*Dendrocalamus merrillianus*, i, 261.
- Shampoo:  
*Citrus micrantha*, ii, 210.  
*Citrus* sp., ii, 212.
- Shoe soles:  
*Sonneratia caseolaris*, i, 48.
- Shorea balangeran*:  
 Distribution, ii, 160.  
 Borneo tallow, ii, 160.  
 Resin, ii, 52.
- Shorea eximia*:  
 Resin, ii, 52.
- Shorea negrosensis*:  
 Resin, ii, 52.
- Shorea palosapis*:  
 Resin, ii, 52.
- Shorea polysperma*:  
 Resin, ii, 52.
- Shuttles, hand-loom:  
*Bambusa spinosa*, i, 259.
- Siapó, see *Grewia multiflora*.
- Siapó, see *Melochia umbellata*.
- Siblot, see *Litsea glutinosa*.
- Sibukáu, see *Caesalpinia sappan*.
- Sibut-sibútan, see *Streptocaulon baumii*.
- Sibúyas, see *Allium cepa*.
- Sida acuta*:  
 Description and distribution, i, 390.  
 Local names, i, 390.  
 Fiber, i, 390.  
 Medicinal, iii, 209.  
 Tensile strength, i, 321.
- Sida cordifolia*:  
 Description and distribution, i, 390.  
 Local names, i, 390.  
 Fiber, i, 390.  
 Medicinal, iii, 209.
- Sida javensis*:  
 Distribution, iii, 209.  
 Local names, iii, 209.  
 Medicinal, iii, 209.
- Sida mysorensis*:  
 Description, i, 390.  
 Local names, i, 390.  
 Rope, i, 536.
- Sida rhombifolia*:  
 Description and distribution, i, 391.  
 Local names, i, 391.  
 Fiber, i, 391.
- Sidda, see *Saccharum spontaneum*.
- Sidit, see *Scutellaria luzonica*.
- Siegesbeckia orientalis*:  
 Distribution, iii, 245.  
 Local names, iii, 245.  
 Medicinal, iii, 245.
- Sig-íd, see *Ichnocarpus ovatifolius*.
- Sigíd, see *Malaisia scandens*.
- Sigre, see *Sansevieria zeylanica*.
- Siítan, see *Amaranthus spinosus*.
- Sikál, see *Saccharum spontaneum*.
- Sikamás, see *Pachyrrhizus erosus*.
- Sikkír, see *Fatoua pilosa*.
- Silad, see *Corypha elata*.
- Silag, see *Corypha elata*.
- Silasila, see *Jussiaea linifolia*.
- Sileng-botónes, see *Capsicum frutescens*.
- Sileng-labuyo, see *Capsicum frutescens*.
- Sili, see *Capsicum frutescens*.
- Silfpau, see *Ventilago dichotoma*.
- Silisilhan, see *Rhinacanthus nasuta*.
- Silisilhan, see *Pseuderanthemum pulchellum*.
- Silk-cotton tree, see *Ceiba pentandra*.
- Silong-púgo, see *Pericampylus glaucus*.
- Simarubaceae*:  
 Medicinal plants, iii, 68, 195.  
 Oils, ii, 114.
- Sinaligan, see *Cordia myxa*.
- Sinaligan, see *Sterculia oblongata*.
- Sinambáng, see *Bambusa vulgaris*.
- Sinawá, see *Sansevieria zeylanica*.
- Sindora inermis*:  
 Description and distribution, ii, 38.  
 Figure, ii, 37.  
 Local names, ii, 38.  
 Kayu-galu oil, ii, 38.  
 Perfume oil, ii, 38.
- Sindora supa*:  
 Description and distribution, ii, 40.  
 Figure, ii, 39.  
 Local names, ii, 38.  
 Supa oil, ii, 40.  
 Uses, ii, 38.
- Singítan, see *Sida rhombifolia*.
- Singkamás, see *Pachyrrhizus erosus*.
- Singkamás oil:  
*Pachyrrhizus erosus*, ii, 110.
- Singuélas, see *Spondias purpurea*.
- Sinin-ába, see *Alocasia macrorrhiza*.
- Sinkamás, see *Pachyrrhizus erosus*.
- Sinkilladas, see *Pseuderanthemum pulchellum*.
- Sinsau-sinsáuan, see *Cissampelos pareira*.
- Sinsúd, see *Sindora inermis*.
- Sintug, see *Breynia rhamnoides*.
- Sinutan, see *Sida rhombifolia*.
- Sipit-kahíg, see *Leea aculeata*.
- Sipit-oláng, see *Smilax bracteata*.
- Sipit-uláng, see *Malachra capitata*.
- Sipon, see *Sophora tomentosa*.
- Sirguélas, see *Spondias purpurea*.
- Sirináte, see *Averrhoa carambola*.
- Sirisfu, see *Ficus benjamina*.
- Sisal, see *Agave sisalana*.
- Sisióhan, see *Euphorbia hirta*.
- Siva, see *Datura fastuosa*.
- Slippers:  
*Agave cantula*, i, 362.  
*Areca catechu*, i, 144.  
*Corypha elata*, i, 192.  
*Cyperus malaccensis*, i, 346.  
*Fimbristylis diphyllo*, i, 348.  
*Fimbristylis globulosa*, i, 348.  
*Ischaemum angustifolium*, i, 340.



## Slippers—Continued.

- Oryza sativa*, i, 342.  
*Pandanus simplex*, i, 336.  
*Rhynchospora corymbosa*, i, 352.  
*Typha angustifolia*, i, 330.

*Smilax bracteata*:

- Distribution, iii, 175.  
 Local names, iii, 175.  
 Medicinal, iii, 175.

*Smilax china*:

- Distribution, iii, 175.  
 Local names, iii, 175.  
 Medicinal, iii, 175.

*Smilax leucophylla*:

- Distribution, iii, 175.  
 Local names, iii, 175.  
 Medicinal, iii, 175.

## Smudge:

- Agathis alba*, ii, 20.

## Soap:

- Agathis alba*, ii, 20.  
*Aleurites moluccana*, ii, 126.  
*Arachis hypogaea*, ii, 109.  
*Calophyllum inophyllum*, ii, 158.  
*Ceiba pentandra*, ii, 150, 152.  
*Chisocheton cumingianus*, ii, 118.  
*Cocos nucifera*, ii, 93.  
*Elaeis guineensis*, ii, 103.  
*Ganophyllum falcatum*, ii, 148.  
*Isoptera borneensis*, iii, 160.  
*Jatropha curcas*, ii, 140.  
*Pangium edule*, ii, 161.  
*Pongamia pinnata*, ii, 111.  
*Ricinus communis*, ii, 143.  
*Sesamum orientale*, ii, 168.  
*Shorea balangeran*, ii, 160.

## Soap substitutes, iii, 49.

Sobósob, see *Blumea balsamifera*.*Solanaceae*:

- Dyes, ii, 404.  
 Food plants, ii, 373.  
 Medicinal plants, iii, 72, 234.  
 Tobacco substitutes, iii, 96.

*Solanum cumingii*:

- Description and distribution, ii, 374.  
 Local names, ii, 374.  
 Food, ii, 374.  
 Medicinal, iii, 235.

*Solanum inaequilaterale*:

- Description, iii, 96.  
 Local names, iii, 96.  
 Tobacco substitute, iii, 96.

*Solanum melongena*:

- Distribution, iii, 235.  
 Local names, iii, 235.  
 Medicinal, iii, 235.

*Solanum nigrum*:

- Description and distribution, iii, 74.  
 Local names, iii, 74.  
 Medicinal, iii, 74, 235.

Solási, see *Ocimum basilicum*.Solda-sólda, see *Euphorbia tirucalli*.Solsoldóng, see *Euphorbia tirucalli*.*Sonchus oleraceus*:

- Description and distribution, ii, 377.  
 Local name, ii, 377.  
 Food, ii, 377.

*Sonneratia alba*:

- Description and distribution, i, 44.  
 Figure, i, 45.  
 Local names, i, 44.  
 Firewood, i, 44.  
 Food, ii, 352.  
 Vinegar, ii, 352.

*Sonneratia caseolaris*:

- Description, i, 46.  
 Distribution, i, 22, 46.  
 Figure, i, 47, 49.  
 Local names, i, 46.  
 Cultivation, i, 102.  
 Firewood, i, 112-116.  
 Forest charge, i, 125.  
 Stands, i, 86-100.  
 Tannin, i, 120-124.  
 Timber, i, 46.

*Sonneratiaceae*:

- Food plants, ii, 352.  
 Mangrove swamps, i, 44.

*Sophora tomentosa*:

- Distribution, iii, 192.  
 Local names, iii, 192.  
 Medicinal, iii, 192.

Sorog-sórog, see *Euphorbia nerifolia*.Soro-sóro, see *Euphorbia hirta*.Sorosóro, see *Euphorbia nerifolia*.Sorosóro, see *Euphorbia tirucalli*.Sósong-dalága, see *Grewia stylocarpa*.Sosuélido, see *Euphorbia tirucalli*.Sosuérdo, see *Euphorbia tirucalli*.Sótis, see *Bixa orellana*.*Spathiphyllum commutatum*:

- Description, ii, 256.  
 Food, ii, 256.

*Spathoglottis plicata*:

- Description and distribution, iii, 40.  
 Figure, iii, 39.  
 Local names, iii, 40.  
 Ornamental, iii, 40.

## Spear shafts:

- Livistona cochinchinensis*, i, 216.  
*Livistona rotundifolia*, i, 216.  
*Oncosperma filamentosum*, i, 36, 232.  
*Pinanga* spp., i, 236.

*Sphaeranthus africanus*:

- Distribution, iii, 246.  
 Local names, iii, 246.  
 Medicinal, iii, 246.

*Sphagnaceae*:

- Sphagnum, iii, 92.

## Sphagnum:

- Sphagnum* spp., iii, 92.

*Sphagnum* spp.:

- Distribution, iii, 92.  
 Uses, iii, 92.

## Spice:

- Zingiber officinale*, ii, 184.

- Spilanthes acmella*:  
 Distribution, iii, 246.  
 Local names, iii, 246.  
 Medicinal, iii, 246.
- Spiny bamboo**, see *Bambusa spinosa*.
- Spondias pinnata*:  
 Description and distribution, ii, 322.  
 Figure, ii, 324.  
 Local names, ii, 322.  
 Food, ii, 322.
- Spondias purpurea*:  
 Distribution, iii, 202.  
 Local names, iii, 202.  
 Medicinal, iii, 202.
- Sponge gourd**, see *Luffa cylindrica*.
- Sporobolus elongatus*:  
 Description and distribution, i, 344.  
 Local names, i, 344.  
 Fiber, i, 344.
- Sporobolus indicus*:  
 Description and distribution, i, 346.  
 Hats, i, 346.
- Stag-horn fern**, see *Platynerium bifforme*.
- Starch**:  
*Arenga pinnata*, i, 150.  
*Caryota* spp., i, 182.  
*Corypha elata*, i, 192.  
*Metroxylon sagu*, i, 220.
- Stenochlaena palustris*:  
 Description and distribution, i, 326.  
 Figure, i, 324.  
 Local names, i, 323.  
 Fiber, i, 323.  
 Food, i, 326.
- Stephania japonica*:  
 Distribution, iii, 186.  
 Local names, iii, 186.  
 Medicinal, iii, 186.
- Sterculiaceae**:  
 Dyes, ii, 399.  
 Fiber plants, i, 395.  
 Food plants, ii, 336.  
 Mangrove swamps, i, 42.  
 Medicinal plants, iii, 210.  
 Oils, ii, 154.  
 Poisonous plants, iii, 80.
- Sterculia crassiramea*:  
 Description and distribution, i, 400.  
 Local names, i, 400.  
 Rope, i, 400.  
 Tensile strength, i, 321.
- Sterculia cuneata*:  
 Description and distribution, i, 400.  
 Local names, i, 400.  
 Rope, i, 400.
- Sterculia foetida*:  
 Description and distribution, i, 401; ii, 156.  
 Figures, ii, 153, 155.  
 Local names, i, 401; ii, 154.  
 Composition of seeds, ii, 154.  
 Food, ii, 336.  
 Kalumpáng, oil, ii, 156.  
 Medicinal, iii, 211.  
 Rope, i, 401.  
 Tensile strength, i, 321.
- Sterculia luzonica*:  
 Description and distribution, i, 401.  
 Local names, i, 401.  
 Rope, i, 401.
- Sterculia oblongata*:  
 Description and distribution, i, 402; ii, 336.  
 Figure, ii, 337.  
 Local names, i, 401; ii, 336.  
 Food, ii, 336.  
 Rope, i, 401.  
 Tensile strength, i, 321.
- Sterculia philippinensis*:  
 Description and distribution, i, 402.  
 Local names, i, 402.  
 Rope, i, 402.
- Sterculia stipularis*:  
 Description and distribution, i, 402.  
 Local names, i, 402.  
 Rope, i, 402.  
 Tensile strength, i, 321.
- St. Ignatius bean**, see *Strychnos ignatii*.
- Stinging crystals**:  
*Arenga pinnata*, i, 150.
- Streblus asper*:  
 Description and distribution, iii, 51.  
 Local names, iii, 51.  
 Medicinal, iii, 182.  
 Sandpaper substitute, iii, 51.  
 Scouring material, iii, 51.
- Streptocaulon baumii*:  
 Description and distribution, i, 408.  
 Local names, i, 408.  
 Fiber, i, 408.  
 Medicinal, iii, 224.
- Strophanthus cumingii*:  
 Arrow poison, iii, 81.
- Strychnos ignatii*:  
 Description and distribution, iii, 70.  
 Figure, iii, 71.  
 Local names, iii, 70.  
 Medicinal, iii, 70, 221.
- Strychnos multiflora*:  
 Description and distribution, i, 406.  
 Local names, i, 406.  
 Fiber, i, 406.  
 Medicinal, iii, 221.
- Suá, see *Citrus maxima*.  
 Suañgi, see *Citrus* sp.  
 Sua'-súa', see *Triphasia trifoliata*.  
 Subit, see *Toddalia asiatica*.  
 Subón-manúk, see *Piper retrofractum*.  
 Subósub, see *Pterocaulon redolens*.  
 Subsúban, see *Polygonum barbatum*.  
 Sud-súd, see *Fimbristylis globulosa*.  
 Sudsúd, see *Kyllinga monocephala*.  
 Suelda-consuélda, see *Euphorbia tirucalli*.  
 Sueldo-consuéldo, see *Euphorbia tirucalli*.  
 Suerdo-consuérdó, see *Euphorbia tirucalli*.  
 Sugánda, see *Coleus amboinicus*.  
 Sugar:  
*Arenga pinnata*, i, 150.  
*Corypha elata*, i, 192.  
*Nipa fruticans*, i, 222.
- Sugar cane**, see *Saccharum officinarum*.

**Sugar palm**, see *Arenga pinnata*.  
**Sugpon-sugpón**, see *Cissus quadrangularis*.  
**Suha'**, see *Citrus maxima*.  
**Suia-soi**, see *Lilium philippinensis*.  
**Sulási**, see *Lumnitzera racemosa*.  
**Sulási**, see *Ocimum sanctum*.  
**Sulásig**, see *Aegiceras corniculatum*.  
**Suliman**, see *Maesa cumingii*.  
**Sulimbubú**, see *Sterculia cuneata*.  
**Suliñgásau**, see *Callicarpa erioclona*.  
**Sulípa**, see *Gardenia pseudopsidium*.  
**Sulípa**, see *Gymnartocarpus woodii*.  
**Sulmin**, see *Aglaiia harmsiana*.  
**Sulpa-sulpa**, see *Cissus quadrangularis*.  
**Sulsulitik**, see *Curculigo orchoides*.  
**Sulu-saúñgan**, see *Canarium villosum*.  
**Sulusihigan**, see *Alstonia macrophylla*.  
**Súma**, see *Archangelisia flava*.  
**Sumpa**, see *Corchorus capsularis*.  
**Súñgut-oláng**, see *Breynia rhamnoides*.  
**Sunting**, see *Cassia alata*.  
**Sunting**, see *Cassia occidentalis*.  
**Supá**, see *Sindora supa*.  
**Supa oil**:  
*Sindora supa*, ii, 38.  
**Supsupút**, see *Elephantopus spicatus*.  
**Surgical appliance**:  
*Palaquium abernianum*, ii, 82.  
**Surusampálok**, see *Phyllanthus niruri*.  
**Surusighid**, see *Sida acuta*.  
**Susokoyili**, see *Oxalis repens*.  
**Susulin**, see *Fagraea cochinchinensis*.  
**Susumbíg**, see *Grewia stylocarpa*.  
**Susumbiik**, see *Grewia stylocarpa*.  
**Susumbik**, see *Grewia stylocarpa*.  
**Susungbig**, see *Grewia stylocarpa*.  
**Sásung-damúlag**, see *Uvaria rufa*.  
**Sásung-kabáyo**, see *Uvaria rufa*.  
**Sásung-kalabáú**, see *Uvaria rufa*.  
**Sásung-kalabáú**, see *Uvaria sorzogonensis*.  
**Suúb-kabayo**, see *Hyptis suaveolens*.  
**Sweet basil**, see *Ocimum basilicum*.  
**Sweet basil oil**:  
*Ocimum basilicum*, ii, 217.  
**Sweet flag**, see *Acorus calamus*.  
**Syrup**:  
*Corypha elata*, i, 192.

## T

**Taág**, see *Kleinhovia hospita*.  
**Tabáco**, see *Nicotiana tabacum*.  
**Tabaco-tabaco**, see *Solanum inaequilaterale*.  
**Tabagisa**, see *Sophora tomentosa*.  
**Tabátag**, see *Lagenaria leucantha*.  
**Tabañgongó**, see *Clerodendron inermis*.  
**Tabas**, see *Cubilia blancoi*.  
**Taba-tabá**, see *Mussaenda philippica*.  
**Tabáú**, see *Dodonaea viscosa*.  
**Tabáú**, see *Lumnitzera littorea*.  
**Tabáú**, see *Lumnitzera racemosa*.  
**Tabáú**, see *Osbornia octodonta*.  
**Tabáú**, see *Scyphiphora hydrophyllacea*.  
**Tabau-tabáú**, see *Trichosanthes quinquangulata*.

**Tabernaemontana pandacaqui**:  
 Description and distribution, ii, 404.  
 Local names, ii, 403.  
 Bleaching agent, ii, 403.  
 Medicinal, iii, 223.  
**Tabiáiong**, see *Lagenaria leucantha*.  
**Tabígi**, see *Xylocarpus granatum*.  
**Tabígi**, see *Xylocarpus moluccensis*.  
**Taboán**, see *Pandanus dubius*.  
**Tabóbog**, see *Luffa cylindrica*.  
**Tabóbok**, see *Luffa cylindrica*.  
**Taboeta**, see *Excoecaria agallocha*.  
**Tabóg**, see *Chaetospermum glutinosum*.  
**Tabog-ók**, see *Momordica cochinchinensis*.  
**Tabtábin**, see *Fimbristylis diphylla*.  
**Tabtabókol**, see *Coldenia procumbens*.  
**Tabú**, see *Ficus ulmifolia*.  
**Tabu-dapi**, see *Spathoglottis plicata*.  
**Tabugók**, see *Trichosanthes quinquangulata*.  
**Tabúl**, see *Canarium villosum*.  
**Tabulak**, see *Solanum cumingii*.  
**Tabulí**, see *Gymnartocarpus woodii*.  
**Tabúnak**, see *Phragmites vulgaris*.  
**Tabúñgau**, see *Lagenaria leucantha*.  
**Tabúyok**, see *Chaetospermum glutinosum*.  
**Taccaceae**:  
 Food plants, ii, 256.  
**Tacca pinnatifida**:  
 Description and distribution, ii, 256.  
 Local name, ii, 256.  
 Starch, ii, 256.  
**Tachin-kabayo**, see *Malvastrum coromandelinum*.  
**Tadák**, see *Calophyllum blancoi*.  
**Tadiáng-kalabáú**, see *Aglaiia harmsiana*.  
**Tadiáng-kalabáú**, see *Dysoxylum decandrum*.  
**Tadlañgáú**, see *Adenantha intermedia*.  
**Tafu**, see *Mallotus philippinensis*.  
**Tagabang**, see *Corchorus olitorius*.  
**Tagádeu**, see *Thysanolaena maxima*.  
**Tagak-tagák**, see *Rhinacanthus nasuta*.  
**Tagap**, see *Artocarpus rubrovenia*.  
**Tagása**, see *Bruguiera sexangula*.  
**Tagása**, see *Ceriops tagal*.  
**Tagátoi**, see *Mimusops parvifolia*.  
**Tagbák**, see *Kolouratia elegans*.  
**Tagbák-bábui**, see *Kolouratia elegans*.  
**Tagbiláú**, see *Oroxylum indicum*.  
**Tagetes patula**:  
 Distribution, iii, 246.  
 Local names, iii, 246.  
 Medicinal, iii, 246.  
**Taggá'**, see *Pterocarpus* spp.  
**Taggat**, see *Pterocarpus* spp.  
**Tagimi**, see *Conocephallus violaceus*.  
**Tagimunau**, see *Triphasia trifoliata*.  
**Taging-tagák**, see *Rhinacanthus nasuta*.  
**Tagípan**, see *Caryota cumingii*.  
**Tagisa**, see *Thysanolaena maxima*.  
**Tagisé**, see *Heterospathe elata*.  
**Tagisi**, see *Phragmites vulgaris*.  
**Tagká'**, see *Pterocarpus* spp.  
**Taglíma**, see *Schefflera odorata*.  
**Tagnág**, see *Kleinhovia hospita*.  
**Tagob**, see *Bidens chinensis*.

- Tagomtagom, see *Pithecolobium subacutum*.  
 Tagong-tagong, see *Indigofera tinctoria*.  
 Tagpán, see *Diplodiscus paniculatus*.  
 Tagpó, see *Ardisia boissieri*.  
 Tagpúng-pulá, see *Ardisia boissieri*.  
 Tagughúg, see *Celusia argentea*.  
 Tagulínai, see *Vernonia cinerea*.  
 Tagulinas, see *Emilia sonchifolia*.  
 Tagulínau, see *Emilia sonchifolia*.  
 Tagulínau, see *Psychotria mindorensis*.  
 Tagumbáu, see *Jatropha curcas*.  
 Tagungtúngan, see *Pterocymbium tinctorium*.  
 Tagurare, see *Pithecolobium subacutum*.  
 Tagustús, see *Scaevola frutescens*.  
 Tagutugan, see *Litsea glutinosa*.  
 Tahíd-labúyo, see *Dalbergia cumingiana*.  
 Tahíg, see *Homalomena philippinensis*.  
 Tafiñgáñg-bábui, see *Gonocaryum callepyanum*.  
 Tafiñgang-daga, see *Auricularia* spp.  
 Tafiñgang-dagá, see *Oxalis repens*.  
 Taing-áso, see *Morinda citrifolia*.  
 Tairas, see *Euphorbia hirta*.  
 Taisan, see *Ficus minahassae*.  
 Taitái, see *Paederia foetida*.  
 Taiwanák, see *Bambusa vulgaris*.  
 Tákad, see *Rotala aquatica*.  
 Taka magindánau, see *Corchorus olitorius*.  
 Takamain, see *Blumea balsamifera*.  
 Tákim-báka, see *Malvastrum coromandelinum*.  
 Takim-vaca, see *Sida rhombifolia*.  
 Taking-báka, see *Sida acuta*.  
 Takip-asín, see *Melanolepis multiglandulosa*.  
 Takip-kohól, see *Centella asiatica*.  
 Takkim-baka, see *Sida acuta*.  
 Takkit-vaca, see *Sida rhombifolia*.  
 Takláng-anák, see *Garcinia dulcis*.  
 'akláng-anák, see *Garcinia venulosa*.  
 Takláng kurong, see *Jussiaea linifolia*.  
 Takling-báka, see *Sida acuta*.  
 Takling-vaca, see *Sida rhombifolia*.  
 Tako, see *Terminalia edulis*.  
 Takobtób, see *Areca catechu*.  
 Takók, see *Calophyllum blancoi*.  
 Takoline, *Rhaphidophora merrillii*.  
 Takpo, see *Psychotria luzoniensis*.  
 Táktak, see *Corypha elata*.  
 Takúlau, see *Phaeanthus ebracteolatus*.  
 'akúlau blanco, see *Bombycidendron vidalianum*.  
 Takumbáu, see *Jatropha curcas*.  
 Takung, see *Pterocymbium tinctorium*.  
 Taláhib, see *Miscanthus sinensis*.  
 Taláhib, see *Saccharum spontaneum*.  
 Talakátak, see *Castanopsis philippensis*.  
 Talakau, see *Helicteres hirsuta*.  
 Talambási, see *Callicarpa formosana*.  
 Talampúnai, see *Datura fastuosa*.  
 Talampúnai, see *Ricinus communis*.  
 Talampúnai na itim, see *Datura fastuosa*.  
 Táláng, see *Diospyros discolor*.  
 Talañgi, see *Curculigo orchoides*.  
 Talangkáu, see *Plumbago zeylanica*.  
 Talantalogan, see *Solanum inaequilaterale*.  
 Talatabáko, see *Sphaeranthus africanus*.  
 Talaúnur, see *Eurycles amboinensis*.  
 Talbák, see *Kolouratia elegans*.  
 Taliáng, see *Alocasia macrorrhiza*.  
 Taliantán, see *Lea manillensis*.  
 Talibunóg, see *Ehretia navesii*.  
 Talik-hárap, see *Mussaenda philippica*.  
 Taliknóno, see *Buddleia asiatica*.  
 Talikúd, see *Phyllanthus niruri*.  
 Taliñgá' an, see *Pterospermum diversifolium*.  
 Taliñgáen, see *Pterospermum obliquum*.  
 Taliñgánan, see *Garuga abilo*.  
 Talingtaling, see *Solanum cumingii*.  
 Talipópo, see *Mimusops parvifolia*.  
 Tal'sai, see *Terminalia calamansanai*.  
 Talisai, see *Terminalia catappa*.  
 Talisai, see *Terminalia edulis*.  
 Talisi, see *Terminalia catappa*.  
 Talisócho, see *Plumiera acuminata*.  
 Talíu, see *Pittosporum pentandrum*.  
 Taliunúd, see *Eurycles amboinensis*.  
 Táló, see *Wikstroemia indica*.  
 Talob-álok, see *Fagraea racemosa*.  
 Taloktók, see *Kleinhovia hospita*.  
 Talólóng, see *Quisqualis indica*.  
 Táló-magálau, see *Mimosa pudica*.  
 Talong, see *Solanum melongena*.  
 Talong-púnai na itim, see *Datura fastuosa*.  
 Talongtálóngan, see *Solanum cumingii*.  
 Talósan, see *Helicteres hirsuta*.  
 Talóto, see *Pterocymbium tinctorium*.  
 Taltalikúd, see *Phyllanthus niruri*.  
 Talu-ang, see *Spathoglottis plicata*.  
 Talumpapáit, see *Clerodendron cumingianum*.  
 Talumpapát, see *Clerodendron cumingianum*.  
 Talungtaluñgan, see *Solanum cumingii*.  
 Talu-talu, see *Diplodiscus paniculatus*.  
 Talúto, see *Pterocymbium tinctorium*.  
 Talúto, see *Sterculia luzonica*.  
 Tamahílan, see *Curcuma zedoaria*.  
 Tamanág, see *Kleinhovia hospita*.  
 Tamarind, see *Tamarindus indica*.  
 Tamarind-seed oil:  
     *Tamarindus indica*, ii, 112.  
*Tamarindus indica*:  
     Description and distribution, ii, 294.  
     Figure, ii, 297.  
     Local names, ii, 294.  
     Bleaching agent, ii, 396.  
     Food, ii, 294.  
     Medicinal, iii, 67.  
     Tamarind-seed oil, ii, 112.  
 Tamaúhan, see *Lansium dubium*.  
 Tamayan, see *Pavetta indica*.  
 Tamayán, see *Pygeum prestii*.  
 Tambák, see *Costus speciosus*.  
 Tambál, see *Eurycles amboinensis*.  
 Tambalabási, see *Callicarpa erioclona*.  
 Tambaléta, see *Sophora tomentosa*.  
 Tambalisa, see *Cassia occidentalis*.  
 Tambalísa, see *Cassia sophera*.  
 Tambalisa, see *Sophora tomentosa*.  
 Tambal-túñgan, see *Alstonia macrophylla*.  
 Tambí, see *Eugenia mananquil*.  
 Tambiligisa, see *Sophora tomentosa*.  
 Tambís, see *Eugenia aqua*.

Tambis, see *Eugenia calubcob*.  
 Tambis, see *Eugenia mananquil*.  
 Tambis-tambis, see *Ficus minahassae*.  
 Tambó, see *Phragmites vulgaris*.  
 Tambobonót, see *Sterculia cuneata*.  
 Tambo-tambo, see *Calophyllum inophyllum*.  
 Tambo-tambó, see *Xylocarpus granatum*.  
 Tambú, see *Phragmites vulgaris*.  
 Tambú, see *Thysanolaena maxima*.  
 Tambúlok, see *Benincasa hispida*.  
 Tambuyógan, see *Ficus minahassae*.  
 Taming-táming, see *Dysoxylum decandrum*.  
 Tamo, see *Curcuma zedoaria*.  
 Tamohilang, see *Zingiber zerumbet*.  
 Tamók, see *Pterospermum niveum*.  
 Tampinanal, see *Rhaphidophora merrillii*.  
 Tampinita, see *Merremia nymphaeifolia*.  
 Tampói, see *Eugenia calubcob*.  
 Tampói, see *Eugenia xanthophylla*.  
 Tampói-gúbat, see *Eugenia xanthophylla*.  
 Tampúí, see *Eugenia xanthophylla*.  
 Tampúti, see *Eugenia calubcob*.  
 Tan-ag, see *Kleinhovia hospita*.  
 Tanák, see *Kleinhovia hospita*.  
 Tandó', see *Lophopetalum toxicum*.  
 Tang-ág, see *Kleinhovia hospita*.  
 Tañgál, see *Ceriops roxburghiana*.  
 Tañgál, see *Ceriops tagal*.  
 Tañgál, see *Terminalia edulis*.  
 Tañgálan, see *Bruguiera cylindrica*.  
 Tañgál-babáe, see *Bruguiera cylindrica*.  
 Tañgál-lalaki, see *Ceriops tagal*.  
 Tangalo, see *Actinorhynchus calapparia*.  
 Tañgálon, see *Quisqualis indica*.  
 Tañgan-tañgan, see *Jatropha curcas*.  
 Tañgan-tañgan, see *Ricinus communis*.  
 Tañgantañgan-túba, see *Jatropha curcas*.  
 Tañgás, see *Dolichandrone spathacea*.  
 Tangbó, see *Phragmites vulgaris*.  
 Tanggulái, see *Alphitonia excelsa*.  
 Tañghál, see *Ceriops tagal*.  
 Tanghás, see *Dolichandrone spathacea*.  
 Tañgid, see *Canarium odoratum*.  
 Tañgiling-bañgónhan, see *Aglais harmsiana*.  
 Tañgisan-bagío, see *Breynia rhamnoides*.  
 Tangit, see *Canarium odoratum*.  
 Tañgítang, see *Alstonia macrophylla*.  
 Tangkói, see *Benincasa hispida*.  
 Tangkóng, see *Ipomoea reptans*.  
 Tangkúá, see *Benincasa hispida*.  
 Tangkúng, see *Ipomoea reptans*.  
 Tanglád, see *Andropogon citratus*.  
 Tanglé, see *Premna odorata*.  
 Tanglin, see *Adenanthera intermedia*.  
 Tanglón, see *Adenanthera intermedia*.  
 Tañgólón, see *Quisqualis indica*.  
 Tañgus, see *Eugenia mananquil*.

## Tannin:

*Ardisia serrata*, iii, 95.  
*Areca catechu*, i, 144.  
*Bruguiera parviflora*, i, 119-124.  
*Bruguiera sexangula*, i, 120-124.  
*Calophyllum inophyllum*, iii, 94.  
*Canarium luzonicum*, iii, 94.  
*Ceriops roxburghiana*, i, 121-124.

## Tannin—Continued.

*Ceriops tagal*, i, 119-124.  
*Pinus insularis*, iii, 92.  
*Pithecolobium dulce*, iii, 93.  
*Rhizophora candelaria*, i, 119-124.  
*Rhizophora mucronata*, i, 119-124.  
*Sonneratia alba*, i, 44.  
*Sonneratia caseolaris*, i, 120-124.  
*Weinmannia luzonensis*, iii, 93.  
*Xylocarpus granatum*, i, 120-124.  
*Xylocarpus moluccensis*, i, 120-124.

Tanóbong, see *Phragmites vulgaris*.  
 Tanógo, see *Clerodendron cumingianum*.  
 Tantandók, see *Gynandropsis gynandra*.  
 Tantandók ñga dadakkól, see *Gynandropsis gynandra*.  
 Tanual, see *Euryclis amboinensis*.  
 Tanúbong, see *Phragmites karka*.  
 Taoda, see *Peristrophe bivalvis*.  
 Taoda, see *Peristrophe tinctoria*.  
 Taóto, see *Pterocymbium tinctorium*.  
 Tapiasín, see *Coldenia procumbens*.  
 Tapinág, see *Sterculia crassiramea*.  
 Tapíra, see *Pinanga* spp.  
 Tapoloña, see *Hibiscus rosa-sinensis*.  
 Tapúlau, see *Cyathocalyx globosus*.  
 Tapúlau, see *Pinus merkusii*.  
 Tarabang, see *Ottelia alismoides*.  
 Tarabtab, see *Capparis horrida*.  
 Tarabtab, see *Capparis micracantha*.  
 Tarabtab-uák, see *Capparis horrida*.  
 Tarabtab-uak, see *Capparis micracantha*.  
 Tarabtabó, see *Solanum cumingii*.  
 Tarangkang, see *Schefflera odorata*.  
 Taraptáp, see *Capparis micracantha*.  
 Taratakúpis, see *Abutilon indicum*.  
 Taráú, see *Livistona cochinchinensis*.  
 Taráú, see *Livistona rotundifolia*.  
 Tarói, see *Grewia multiflora*.  
 Tarokánhan, see *Hibiscus rosa-sinensis*.  
 Taroktók, see *Bombax ceiba*.  
 Taróng, see *Solanum melongena*.  
 Tarongatínhan, see *Decaspermum fruticosum*.  
 Tarongatínhan, see *Pterospermum obliquum*.  
 Tarre-tarre, see *Blechnum brownii*.  
 Tartaráok, see *Quamoclit pinnata*.  
 Tartaráok, see *Quisqualis indica*.  
 Taruntum, see *Lumnitzera littorea*.  
 Táta, see *Nipa fruticans*.  
 Tatá, see *Nipa fruticans*.  
 Tagtagtág, see *Trema orientalis*.  
 Tataluañgi, see *Curculigo orchoides*.  
 Tauá, see *Flagellaria indica*.  
 Taua-táua, see *Euphorbia hirta*.  
 Taua-tauá, see *Jatropha curcas*.  
 Taua-tauá, see *Mussaenda philippica*.  
 Tauáua, see *Euphorbia hirta*.  
 Tauen-tauén, see *Aristolochia tagala*.  
 Tauránhan, see *Hibiscus rosa-sinensis*.  
 Taútu, see *Pterocymbium tinctorium*.  
 Tau-úá, see *Jatropha curcas*.  
 Tau-ua-tau-úá, see *Ricinus communis*.  
 Tawalís, see *Osbornia octodonta*.  
 Tawakpok, see *Litsea glutinosa*.  
 Tayám, see *Desmodium heterocarpum*.

- Taya-táya*, see *Terminalia edulis*.  
 Tayokón, see *Aegiceras corniculatum*.  
 Tayok-tayók, see *Fimbristylis diphylla*.  
 Tá yok-táyok, see *Fimbristylis globulosa*.  
 Tayom-táyom, see *Decaspermum fruticosum*.  
 Tayon, see *Indigofera suffruticosa*.  
 Tayum, see *Indigofera suffruticosa*.  
 Tayum, see *Indigofera tinctoria*.  
 Tá yung, see *Indigofera suffruticosa*.  
 Tayung-tayún gan, see *Indigofera tinctoria*.  
 Teak, see *Tectona grandis*.  
 Téca, see *Tectona grandis*.  
*Tectona grandis*:  
 Distribution, iii, 231.  
 Local names, iii, 231.  
 Medicinal, iii, 231.
- Téka, see *Fagraea cochinchinensis*.  
 Teka-téka, see *Sapindus saponaria*.  
 Tekisté kis, see *Sapindus saponaria*.  
 Tekiu, see *Pithecolobium subacutum*.  
*Telosma procumbens*:  
 Description and distribution, ii, 372.  
 Local names, ii, 372.  
 Food, ii, 372.
- Temple flower, see *Plumiera acuminata*.  
 Tengah, see *Ceriops* spp.  
 Tengar, see *Ceriops* spp.  
 Tentenedór, see *Quamoclit pinnata*.  
 Terentum, see *Lumnitzera littorea*.  
*Terminalia calamansanai*:  
 Distribution, iii, 215.  
 Local names, iii, 215.  
 Medicinal, iii, 215.
- Terminalia catappa*:  
 Description and distribution, ii, 166.  
 Figure, ii, 163.  
 Local names, ii, 162.  
 Dye, ii, 402.  
 Food, ii, 352.  
 Indian almond oil, ii, 164.  
 Medicinal, iii, 215.
- Terminalia comintana*:  
 Distribution, iii, 216.  
 Local names, iii, 216.  
 Medicinal, iii, 216.
- Terminalia edulis*:  
 Description and distribution, ii, 354.  
 Figure, ii, 353.  
 Local names, ii, 354.  
 Food, ii, 354.  
 Medicinal, iii, 216.
- Terná te, see *Graptophyllum pictum*.  
*Ternstroemia toquian*:  
 Fish poison, iii, 86.
- Tetracera scandens*:  
 Description and distribution, iii, 59.  
 Local names, iii, 59.  
 Securing material, iii, 59.
- Tetrastigma harmandii*:  
 Description and distribution, ii, 330.  
 Local names, ii, 330.  
 Food, ii, 330.  
 Medicinal, iii, 207.
- Tetrastigma loheri*:  
 Description and distribution, ii, 330.  
 Local name, ii, 330.  
 Food, ii, 330.
- Tewanák, see *Bambusa vulgaris*.  
 Tewung, see *Flagellaria indica*.  
 Thatching material:  
*Andropogon zizanioides*, i, 338; ii, 177.  
*Arenga pinnata*, i, 150.  
*Cocos nucifera*, i, 184.  
*Corypha elata*, i, 192.  
*Imperata exaltata*, i, 340.  
*Livistona cochinchinensis*, i, 216.  
*Livistona rotundifolia*, i, 216.  
*Metroxylon sagu*, i, 220.  
*Nipa fruticans*, i, 222.
- Theaceae*:  
 Poisonous plants, iii, 80.
- Theobroma cacao*:  
 Distribution, iii, 211.  
 Medicinal, iii, 211.
- Thespesia lampas*:  
 Description and distribution, i, 391.  
 Local names, i, 391.  
 Dye, ii, 399.  
 Rope, i, 391.  
 Tensile strength, i, 321.
- Thespesia populnea*:  
 Distribution, iii, 210.  
 Local names, iii, 210.  
 Medicinal, iii, 210.
- Thevetia peruviana*:  
 Distribution, iii, 224.  
 Local name, iii, 224.  
 Medicinal, iii, 224.
- Thrinax argentea*:  
 Recently introduced palm, i, 243.
- Thrinax parvifolia*:  
 Recently introduced palm, i, 243.
- Thrinax robusta*:  
 Recently introduced palm, i, 243.
- Thymelaeaceae*:  
 Fiber plants, i, 403.  
 Medicinal plants, iii, 213.  
 Paper, i, 421.
- Thysanolaena maxima*:  
 Description and distribution, i, 346.  
 Figure, i, 347.  
 Local names, i, 346.  
 Brooms, i, 346.
- Tiagkót, see *Pithecolobium subacutum*.  
 Tiaora, see *Peristrophe bivalvis*.  
 Tibaíáiong, see *Benincasa hispida*.  
 Tibaún gan, see *Pinanga* spp.  
 Tibanglán, see *Pinanga* spp.  
 Tibanglán, see *Strychnos multiflora*.  
 Tibátib, see *Pothos* spp.  
 Tibátib, see *Rhaphidophora merrillii*.  
 Tibi, see *Ficus benjamina*.  
 Tibig, see *Kibatalia blancoi*.  
 Tibigi, see *Xylocarpus moluccensis*.  
 Tibulfd, see *Citrus* sp.  
 Tibú ngau, see *Aglaia glomerata*.  
 Tibú ngau, see *Aglaia harmsiana*.  
 Tigá hui, see *Pinanga* spp.

- Tigau, see *Callicarpa erioclona*.  
 Tigau, see *Callicarpa formosana*.  
 Tigbáo, see *Saccharum spontaneum*.  
 Tigbáu, see *Acanthus ebracteatus*.  
 Tigbí, see *Coix lachryma-jobi*.  
 Tigbikai, see *Coix lachryma-jobi*.  
 Tigre ñga nagmanto, see *Amorphophallus campanulatus*.  
**Tiger grass**, see *Thysanolaena maxima*.  
 Tigi, see *Pithecolobium subacutum*.  
 Tigi, see *Sansevieria zeylanica*.  
 Tigiu, see *Pithecolobium subacutum*.  
 Tigre, see *Sansevieria zeylanica*.  
 Tikal, see *Livistona rotundifolia*.  
 Tikamás, see *Pachyrrhizus erosus*.  
 Tikas-tikas, see *Canna indica*.  
 Tikas-tikas, see *Sapindus saponaria*.  
**Tiker**, see *Scirpus lacustris*.  
 Tikes, see *Pithecolobium subacutum*.  
 Tikis, see *Livistona rotundifolia*.  
 Tikú, see *Pithecolobium subacutum*.  
 Tikú, see *Scirpus grossus*.  
 Tikla, see *Tectona grandis*.  
 Tikog, see *Cyperus malaccensis*.  
 Tikog, see *Fimbristylis globulosa*.  
 Tikog, see *Sagittaria sagittifolia*.  
**Tikug**, see *Fimbristylis globulosa*.  
 Tikug, see *Scirpus grossus*.  
**Tiliaceae**:  
   Dyes, ii, 399.  
   Fiber plants, i, 351.  
   Food plants, ii, 332.  
   Mangrove swamps, i, 40.  
   Medicinal plants, iii, 207.  
 Tildb, see *Gleichenia linearis*.  
**Timbabási**, see *Callicarpa formosana*.  
 Timbambákis, see *Aegiceras corniculatum*.  
 Timbãñalan, see *Pinanga* spp.  
**Timbãñgan**, see *Aristolochia tagala*.  
 Timbang-timbang, see *Tinomisium philippinense*.  
 Timbangtimbãñgan, see *Aristolochia tagala*.  
 Timbũñgan, see *Coelococcus amicarum*.  
 Timon-timon, see *Trichosanthes quinquangulata*.  
 Timsím, see *Panicum stagninum*.  
 Tinagási, see *Leucosyke capitellata*.  
 Tinatiná-an, see *Indigofera suffruticosa*.  
 Tinatináan, see *Phyllanthus reticulatus*.  
 Tindalo, see *Cassia fistula*.  
**Tinder**:  
   *Arenga pinnata*, i, 150.  
   *Caryota cumingii*, i, 182.  
   *Caryota majestica*, i, 182.  
   *Caryota merrillii*, i, 182.  
   *Caryota mitis*, i, 182.  
   *Caryota rumphiana*, i, 182.  
 Tindoi, see *Acanthus ilicifolius*.  
 Tindók, see *Aegiceras corniculatum*.  
 Tindok-tindók, see *Aegiceras corniculatum*.  
 Tinduk-tindukan, see *Aegiceras corniculatum*.  
**Tinduktindukan**, see *Aegiceras floridum*.  
 Tiñgantĩñgan, see *Pterospermum niveum*.  
 Tiñgantĩñgan, see *Pterospermum obliquum*.  
 Tiñga-tiñgá, see *Mussaenda philippica*.  
 Tingkál, see *Tabernaemontana pandacaqui*.  
 Tingpud, see *Tabernaemontana pandacaqui*.  
 Tiníkan, see *Capparis micracantha*.  
 Tinláí, see *Andropogon aciculatus*.  
 Tinlui, see *Acanthus ilicifolius*.  
*Tinomisium philippinense*.  
   Distribution, iii, 186.  
   Local names, iii, 186.  
   Medicinal, iii, 186.  
 Tinta-tinta, see *Eclipta alba*.  
 Tinta-tintáhan, see *Eclipta alba*.  
 Tinta-tintáhan, see *Lantana camara*.  
**Tinulúan-gátas**, see *Mussaenda philippica*.  
 Tipólo, see *Artocarpus communis*.  
 Tipon-tipon, see *Arenga tremula*.  
 Tiratiná-an, see *Indigofera suffruticosa*.  
 Tirbátib, see *Rhaphidophora merrillii*.  
 Tirorón, see *Nauclea junghuhnii*.  
 Tirorón, see *Terminalia comintana*.  
 Títai, see *Agathis alba*.  
 Titau, see *Rubus ellipticus*.  
 Titipúho, see *Wilstroemia indica*.  
 Títu, see *Scirpus grossus*.  
 Tivi, see *Dolichandrone spathacea*.  
 Tiwayos, see *Osbornia octodonta*.  
 Tiwí, see *Dolichandrone spathacea*.  
**Tobacco**, see *Nicotiana tabacum*.  
**Tobacco substitutes**:  
   *Astible philippinensis*, iii, 95.  
   *Solanum inaequilaterale*, iii, 96.  
**Toddalia asiatica**:  
   Description and distribution, ii, 216.  
   Figure, ii, 299.  
   Local names, ii, 214.  
   Food flavoring, ii, 300.  
   Medicinal, ii, 300; iii, 194.  
   Perfume, ii, 216.  
 Tohod-tóhod, see *Jussiaea linifolia*.  
**Toilet powders**:  
   *Acorus calamus*, ii, 181.  
 Tokmán, see *Buddleia asiatica*.  
 Tókod-bánaa, see *Amorphophallus campanulatus*.  
 Tolal, see *Chloranthus brachystachys*.  
 Tologtolog, see *Phyllanthus reticulatus*.  
 Tolósan, see *Helicteres hirsuta*.  
 Tolotigre, see *Lepidopetalum perrottetii*.  
**Tomato**, see *Lycopersicon esculentum*.  
 Tenggui, see *Ceriops tagal*.  
 Toñgó, see *Dioscorea esculenta*.  
 Toñgóg, see *Ceriops tagal*.  
**Tongtongking**, see *Helicteres hirsuta*.  
 Tonuar, see *Eurycles amboinensis*.  
 Topó, see *Semecarpus gigantifolia*.  
**Torches**:  
   *Agathis alba*, ii, 20.  
   *Canarium luzonicum*, ii, 42.  
 Torog-tórog, see *Mimosa pudica*.  
 Torrongil, see *Coleus amboinicus*.  
 Trctoráok, see *Quisqualis indica*.  
**Tournefortia sarmentosa**:  
   Distribution, iii, 228.  
   Local names, iii, 228.  
   Medicinal, iii, 228.

- Transmission belts:  
*Achras sapota*, ii, 74.
- Tree fern trunks:  
*Cyathea* spp., iii, 96.
- Trema orientalis*:  
 Description and distribution, i, 366.  
 Local names, i, 366.  
 Fiber, i, 366.  
 Tensile strength, i, 321.
- Tremellaceae*:  
 Edible fungi, iii, 114.
- Tremella foliaceae*:  
 Edible fungi, iii, 116.
- Tremella fuciformis*:  
 Description, iii, 114.  
 Edible fungi, iii, 114.
- Tres mórás, see *Andropogon zizanioides*.
- Tres puntos, see *Melanolepis multiglandulosa*.
- Trianthema portulacastrum*:  
 Description and distribution, ii, 276.  
 Local name, ii, 276.  
 Food, ii, 276.
- Trichodesma indicum*:  
 Distribution, iii, 228.  
 Medicinal, iii, 228.
- Trichodesma zeylanicum*:  
 Distribution, iii, 228.  
 Local names, iii, 228.  
 Medicinal, iii, 228.
- Tricholoma tenuis*:  
 Edible fungi, iii, 138.
- Trichosanthes quinqueangulata*:  
 Distribution, iii, 242.  
 Local names, iii, 242.  
 Medicinal, iii, 242.
- Triphasia trifoliata*:  
 Description and distribution, ii, 300.  
 Local names, ii, 300.  
 Food, ii, 300.
- Tristellateia australasica*:  
 Distribution, i, 24.
- Triumfetta bartramia*:  
 Description and distribution, i, 386.  
 Local names, i, 386.  
 Dimensions of bast fibers, i, 322.  
 Fiber, i, 386.  
 Medicinal, iii, 207.
- Troentoom, see *Aegiceras corniculatum*.
- Trompa-elefante, see *Heliotropium indicum*.
- Trompalipante, see *Heliotropium indicum*.
- Trompalipánti, see *Rotala aquatica*.
- Troughs:  
*Livistona cochinchinensis*, i, 216.  
*Livistona rotundifolia*, i, 216
- Tsang-bató, see *Canscora diffusa*.
- Tuá-an, see *Kingiodendron alternifolium*.
- Tuanio, see *Osbornia octodonta*.
- Tuawis, see *Osbornia octodonta*.
- Túba, see *Barringtonia acutangula*.
- Túba, see *Croton tiglium*.
- Túba, see *Jatropha curcas*.
- Tubal-bási, see *Callicarpa formosana*.
- Túbang-bákod, see *Jatropha curcas*.
- Tubang-dalág, see *Callicarpa formosana*.
- Tubang-makalsá, see *Croton tiglium*.
- Tuba-túba, see *Croton tiglium*.
- Tuba-túba, see *Jatropha curcas*.
- Tuba-tuba, see *Thespesia populnea*.
- Tuberose, see *Polygonum tuberosa*.
- Tubjus, see *Litsea glutinosa*.
- Tubli, see *Croton tiglium*.
- Tubo-bato, see *Hymenodictyon excelsum*.
- Tubol-tuból, see *Typha angustifolia*.
- Tubóng-usa, see *Costus speciosus*.
- Tué, see *Dolichandrone spathacea*.
- Tugábi, see *Ganophyllum falcatum*.
- Tugas-tugas, see *Rubus fraxinifolius*.
- Tugbák, see *Kolowratia elegans*.
- Tugi, see *Dioscorea esculenta*.
- Tugisak, see *Scyphiphora hydrophyllacea*.
- Tugi-tugian, see *Pericampylus glaucus*.
- Tugnáng, see *Buddleia asiatica*.
- Tugtugi, see *Astilbe philippinensis*.
- Tugtugin, see *Canarium luzonicum*.
- Tugúp, see *Artocarpus elastica*.
- Túhod-manúk, see *Justicia gendarussa*.
- Tuí, see *Dolichandrone spathacea*.
- Tuka, see *Phaleria cumingii*.
- Tuka, see *Phaleria perrottetiana*.
- Tuka, see *Wikstroemia lanceolata*.
- Tukál, see *Ardisia boissieri*.
- Túkod, see *Helminthostachys zeylanica*.
- Túkod-banuwá, see *Helminthostachys zeylanica*.
- Túkud-láñgit, see *Amorphophallus campanulatus*.
- Túkud-lañgit, see *Semecarpus gigantifolia*.
- Tul-ánan, see *Eugenia aherniana*.
- Tul-ánan, see *Lansium dubium*.
- Tuláng-manúk, see *Pseuderanthemum pulchellum*.
- Tuliau, see *Ficus hawili*.
- Tulo, see *Alphitonia excelsa*.
- Tultulisán, see *Eclipta alba*.
- Tumatanud, see *Helminthostachys zeylanica*.
- Tumbong-áso, see *Morinda citrifolia*.
- Tumbong-áso, see *Zingiber zerumbet*.
- Tumbosut, see *Leea manillensis*.
- Tumolóbo, see *Artocarpus rubrovenia*.
- Tumu, see *Bruguiera conjugata* and *Bruguiera sexangula*.
- Tunduk-tundúkan, see *Aegiceras corniculatum*.
- Tuñga, see *Pygeum preslii*.
- Túngkut-láñgit, see *Helminthostachys zeylanica*.
- Tuñgó, see *Dioscorea esculenta*.
- Tuñgód, see *Ceriops tagal*.
- Tuñgóg, see *Ceriops tagal*.
- Tung oil:  
*Aleurites fordii*, ii, 120.  
*Aleurites montana*, ii, 120.
- Tuñgúd, see *Ceriops tagal*.
- Tuñgúg, see *Ceriops roxburghiana*.
- Tuñgung, see *Ceriops roxburghiana*.
- Tuóí, see *Eugenia calubcoob*.
- Turkey-red oils:  
*Ricinus communis*, ii, 143.
- Turmeric, see *Curcuma longa*.
- Turpentine:  
*Pinus insularis*, ii, 30.  
*Pinus merkusii*, ii, 34.



Turutalikód, see *Phyllanthus niruri*.  
 Tuwí, see *Dolichandrone spathacea*.  
*Tylophora brevipes*:  
 Distribution, iii, 224.  
 Local names, iii, 224.  
 Medicinal, iii, 224.  
*Tylophora perrottetiana*:  
 Distribution, iii, 225.  
 Local names, iii, 225.  
 Medicinal, iii, 225.  
*Typha angustifolia*:  
 Description and distribution, i, 330.  
 Figure, i, 331.  
 Local names, i, 330.  
 Fiber, i, 330.  
 Medicinal, iii, 169.  
*Typhaceae*:  
 Fiber plants, i, 330.  
 Medicinal plants, iii, 169.  
*Typhonium divaricatum*:  
 Local name, iii, 174.  
 Medicinal, iii, 174.

**U**

Uág, see *Flagellaria indica*.  
 Uái ti uák, see *Flagellaria indica*.  
 Uakák, see *Ichnocarpus ovatifolius*.  
 Uakátan, see *Alphitonia excelsa*.  
 Uakátan, see *Rhizophora candelaria*.  
 Ualis, see *Lepidopetalum perrottetii*.  
 Ualis-uálsan, see *Sida acuta*.  
 Ualis-uálsan, see *Sida rhombifolia*.  
 Uaní, see *Mangifera odorata*.  
 Uarat-uarat, see *Pothos* spp.  
 Uás, see *Guioa koelreuteria*.  
 Uás, see *Harpullia arborea*.  
 Uas, see *Lepidopetalum perrottetii*.  
 Uatitik, see *Colubrina asiatica*.  
 Uauálsin, see *Sida acuta*.  
 Ubag, see *Dioscorea luzonensis*.  
 Uban-úban, see *Lansium dubium*.  
 Ubién, see *Artocarpus cumingiana*.  
 Ubién, see *Artocarpus rubrovenia*.  
 Ubi-ubihan, see *Smilax china*.  
 Ubog, see *Dioscorea divaricata*.  
 Ué na gayáng, see *Flagellaria indica*.  
 Uginai, see *Andropogon halepensis*.  
 Úging, see *Cratoxylon blancoi*.  
 Ugiñgan, see *Cratoxylon blancoi*.  
 Ugpói, see *Bauhinia cumingiana*.  
 Ugsáng, see *Licuala spinosa*.  
 Uhañgó, see *Pandanus tectorius*.  
 Ulañgiá, see *Abrus precatorius*.  
 Ulás, see *Guioa koelreuteria*.  
 Ulasíman, see *Portulaca oleracea*.  
 Ulasíman-áso, see *Bacopa monniera*.  
 Ulasíman-áso, see *Oldenlandia corymbosa*.  
 Uláyan, see *Custanopsis philippensis*.  
 Uláyan, see *Euphoria didyma*.  
 Uláyan, see *Mimusops parvifolia*.  
 Úli, see *Agathis alba*.  
 Ulisúman, see *Trianthema portulacastrum*.  
 Uliuan, see *Cinnamomum mercadoi*.  
*Ulmaceae*:  
 Fiber plants, i, 366.

*Umbelliferae*:

Medicinal plants, iii, 69, 218.  
 Umpig, see *Bauhinia cumingiana*.  
 Umpik, see *Bauhinia cumingiana*.  
 Umu-um, see *Chloranthus brachystachys*.  
 Unáu, see *Arenga pinnata*.  
 Ungang, see *Plectocomia elmeri*.  
 Uñgó, see *Elaeocarpus calomala*.  
 Unip, see *Pithecolobium subacutum*.  
 Uóg, see *Flagellaria indica*.  
 Úos, see *Sterculia oblongata*.  
 Úpak, see *Sterculia cuneata*.  
 Upas-tree, see *Antiaris toxicaria*.  
 Upling, see *Bauhinia cumingiana*.  
 Upling-gúbat, see *Ficus ulmifolia*.  
 Upo, see *Lagenaria leucantha*.  
 Upópi, see *Cyperus radiatus*.  
 Upplás, see *Ficus ulmifolia*.  
 Urái, see *Amaranthus spinosus*.  
 Urarói, see *Panicum stagninum*.  
 Uratán, see *Gonocaryum calleryanum*.  
*Urceola imberbis*:  
 Description and distribution, i, 407.  
 Local names, i, 407.  
 Fiber, i, 407.  
*Urena lobata*:  
 Description and distribution, i, 392.  
 Figure, i, 393.  
 Local names, i, 391.  
 Dimensions of bast fibers, i, 322.  
 Fiber, i, 392.  
 Medicinal, iii, 210.  
 Tensile strength, i, 321.  
*Urticaceae*:  
 Fiber plants, i, 373.  
 Food plants, ii, 270.  
 Medicinal plants, iii, 182.  
 Urung, see *Fagraea cochinchinensis*.  
 Usáu, see *Euphoria didyma*.  
 Usáu, see *Nephelium lappaceum*.  
 Usú, see *Schizostachyum dielsianum*.  
 Usú, see *Schizostachyum diffusum*.  
*Uvaria purpurea*:  
 Description and distribution, ii, 280.  
 Food, ii, 280.  
*Uvaria rufa*:  
 Description and distribution, ii, 280.  
 Figure, ii, 281.  
 Local names, ii, 280.  
 Food, ii, 280.  
*Uvaria sorzogonensis*:  
 Description and distribution, ii, 282.  
 Local names, ii, 282.  
 Food, ii, 282.  
 Uwás, see *Guioa koelreuteria*.  
 Uyañgó, see *Pandanus radicans*.  
*Vaccinium myrtoides*:  
 Description and distribution, ii, 362.  
 Figure, ii, 365.  
 Local name, ii, 362.  
 Food, ii, 362.  
*Vaccinium whitfordii*:  
 Description and distribution, ii, 362.  
 Local names, ii, 362.  
 Food, ii, 362.

- Vallisneria gigantea*:  
Description and distribution, ii, 248.  
Local names, ii, 248.  
Food, ii, 248.
- Válo, see *Thespesia populnea*.
- Vanda lamellata*:  
Description and distribution, iii, 40.  
Figure, iii, 41.  
Ornamental, iii, 40.
- Vanda sanderiana*:  
Description and distribution, iii, 40.  
Figure, iii, 42, 43.  
Ornamental, iii, 40.
- Vandopsis lissochiloides*:  
Description and distribution, iii, 40.  
Figure, iii, 44.  
Ornamental, iii, 40.
- Vanilla ovata*:  
Distribution, i, 366.  
Fiber, i, 366.
- Vanoverberghia sepulchrei*:  
Description and distribution, ii, 260.  
Food, ii, 259.
- Varnish:  
*Agathis alba*, ii, 20, 22, 26.  
*Aleurites moluccana*, ii, 126.  
*Aleurites trisperma*, ii, 134.  
*Anisoptera thurifera*, ii, 52.  
*Calophyllum inophyllum*, ii, 159.  
*Canarium luzonicum*, ii, 42, 44.  
*Dipterocarpus grandiflorus*, ii, 54.  
*Dipterocarpus vernicifluus*, ii, 62.  
*Sindora inermis*, ii, 88.  
*Sindora supa*, ii, 88.  
*Tamarindus indica*, ii, 112.
- Vatica mangachapoi*:  
Resin, ii, 52.
- Ventilago dichotoma*:  
Distribution, iii, 205.  
Local names, iii, 205.  
Medicinal, iii, 205.
- Verbenaceae:  
Food plants, ii, 373.  
Mangrove swamps, i, 80.  
Medicinal plants, iii, 228.  
Oils, ii, 216.  
Poisonous plants, iii, 81.
- Vermifuge:  
*Areca catechu*, i, 144.
- Vernonia cinerea*:  
Distribution, iii, 246.  
Local names, iii, 246.  
Medicinal, iii, 246.
- Vetiver, see *Andropogon zizanioides*.
- Vetiver oil:  
*Andropogon zizanioides*, ii, 177.
- Vibres, see *Guioa koelreuteria*.
- Vinegar:  
*Arenga pinnata*, i, 150.  
*Cocos nucifera*, i, 134.  
*Corypha elata*, i, 192  
*Nipa fruticans*, i, 222.
- Vitaceae:  
Fiber plants, i, 379.  
Food plants, ii, 328.  
Medicinal plants, iii, 206.
- Vitalf, see *Pterocarpus* spp.
- Vitex negundo*:  
Distribution, iii, 232.  
Local names, iii, 232.  
Lye, i, 154.  
Medicinal, iii, 232.
- Vitex trifolia*:  
Distribution, iii, 232.  
Local names, iii, 232.  
Medicinal, iii, 232.
- Voacanga globosa*:  
Fish poison, iii, 81.
- Vodadin, see *Leea manillensis*.
- Voíávoi, see *Phoenix hanceana*.
- Volvaria esculenta*:  
Description, iii, 126.  
Distribution, iii, 126.  
Figure, iii, 128, 129, 131.  
Edible fungi, iii, 126.
- Volvaria pruinosa*:  
Edible fungi, iii, 130.
- Vutálau, see *Calophyllum inophyllum*.

## W

- Waling-waling, see *Aerides quinquevulnerum*.
- Walking sticks:  
*Calamus* spp., i, 158.  
*Daemonorops* spp., i, 158.  
*Korthalsia* spp., i, 212.  
*Livistona rotundifolia*, i, 216.  
*Pinanga* spp., i, 236.
- Waltheria americana*:  
Distribution, iii, 212.  
Local names, iii, 212.  
Medicinal, iii, 212.
- Wangó, see *Pandanus radicans*.
- Water (drinking):  
*Calamus* spp., i, 158.
- Water pipes:  
*Livistona cochinchinensis*, i, 216.  
*Livistona rotundifolia*, i, 216.
- Wax, sealing:  
*Agathis alba*, ii, 20.
- Waxgourd, see *Benincasa hispida*.
- Wedelia biflora*:  
Distribution, iii, 246.  
Local names, iii, 246.  
Medicinal, iii, 246.
- Weinmannia luzonensis*:  
Description and distribution, iii, 93.  
Tannin, iii, 93.
- Wikstroemia indica*:  
Description and distribution, i, 404.  
Local names, i, 404.  
Fiber, i, 403.  
Paper, i, 421.
- Wikstroemia lanceolata*:  
Description and distribution, i, 404.  
Local names, i, 404.  
Fiber, i, 403.

- Wikstroemia meyeniana*:  
 Description and distribution, i, 404.  
 Figure, i, 405.  
 Local names, i, 404.  
 Fiber, i, 403.  
 Paper, i, 421.
- Wikstroemia ovata*:  
 Description and distribution, i, 404.  
 Local names, i, 404.  
 Dimensions of bast fibers, i, 322.  
 Fiber, i, 403.  
 Medicinal, iii, 214.  
 Paper, i, 421.

Wild banana, see *Musa* spp.

Window shades:

*Miscanthus sinensis*, i, 342.

## X

- Ximenesia americana*:  
 Description and distribution, ii, 274.  
 Figure, ii, 275.  
 Local names, ii, 274.  
 Food, ii, 274.  
 Purgative, ii, 274.
- Xylocarpus granatum*:  
 Description, i, 38.  
 Distribution, i, 22, 38.  
 Figure, i, 37.  
 Local names, i, 36.  
 Dye, i, 38, 122.  
 Lumber, i, 38.  
 Medicinal, iii, 197.  
 Stands, i, 86-100.  
 Tannin, i, 120-124.
- Xylocarpus moluccensis*:  
 Description, i, 38.  
 Distribution, i, 22.  
 Figure, i, 39.  
 Local names, i, 38.  
 Firewood, i, 112-117.  
 Forest charge, i, 125.  
 Piagau oil, ii, 120.  
 Stands, i, 86.  
 Tannin, i, 120-124.  
 Timber, i, 38.

## Y

- Yabnói, see *Ficus haulii*.  
 Yabyában, see *Tacca pinnatifida*.  
 Yagom, see *Indigofera suffruticosa*.  
 Yaka, see *Corchorus olerarius*.  
 Yakál-diláu, see *Sindora supa*.  
 Yalisai, see *Terminalia catappa*.  
 Yam, see *Dioscorea esculenta*.  
 Yambán, see *Phaeanthus ebracteolatus*.  
 Yampóng, see *Abutilon indicum*.  
 Yard grass, see *Eleusine indica*.

- Yas, see *Panicum palmaefolium*.  
 Yáti, see *Tectona grandis*.  
 Yáya, see *Gonocaryum calleryanum*.  
 Yayaod, see *Eclipta alba*.  
 Yayasi, see *Ficus ulmifolia*.  
 Yayod-no-kangkáng, see *Emilia sochifolia*.  
 Yayulínau, see *Vernonia cinerea*.  
 Yellow lanutan, see *Polyalthia flava*.  
 Yerba buena, see *Mentha arvensis*.  
 Yerba de San Pablo, see *Phyllanthus niruri*.  
 Yovas, see *Graptophyllum pictum*.  
 Yunu-yúnu, see *Terminalia comintana*.  
 Yu-pa, see *Anacolosa luzoniensis*.

## Z

- Zalacca clemensiana*:  
 Description, i, 243.  
 Distribution, i, 242.  
 Ornamental, i, 243.
- Zanthoxylum av.cemccc*:  
 Distribution, iii, 195.  
 Local names, iii, 195.  
 Medicinal, iii, 195.
- Zanthoxylum rhetsa*:  
 Distribution, iii, 195.  
 Local names, iii, 195.  
 Medicinal, iii, 195.
- Zapóte, see *Diospyros ebenaster*.  
 Zapote negro, see *Diospyros ebenaster*.  
 Zarzaparilla-putí, see *Smilax leucophylla*.
- Zea mays*:  
 Distribution, iii, 172.  
 Local name, iii, 172.  
 Medicinal, iii, 172.
- Zedoary, see *Curcuma zedoaria*.  
 Zedoary oil:  
*Curcuma zedoaria*, ii, 183.
- Zingiberaceae*:  
 Dyes, ii, 385.  
 Fiber plants, i, 365.  
 Food plants, ii, 259.  
 Medicinal plants, iii, 66, 177.  
 Oils, ii, 182.
- Zingiber officinale*:  
 Local names, ii, 184.  
 Condiment, ii, 184.  
 Flavoring, ii, 184.  
 Medicine, ii, 184.  
 Oil, ii, 184.
- Zingiber zerumbet*:  
 Distribution, iii, 178.  
 Local names, iii, 178.  
 Medicinal, iii, 178.
- Zizyphus jujuba*:  
 Distribution, iii, 205.  
 Local names, iii, 205.  
 Medicinal, iii, 205.



























