

Cornell University
Library

The original of this book is in
the Cornell University Library.

There are no known copyright restrictions in
the United States on the use of the text.

<http://www.archive.org/details/cu31924011943366>

Cornell University Library


SH 221.A2G64


sec.1, (plates

The fisheries and fishery industries of



3 1924 011 943 366 olin, ove2





old cat
UNITED STATES COMMISSION OF FISH AND FISHERIES

Comp.
SPENCER F. BAIRD, COMMISSIONER

THE FISHERIES
AND
FISHERY INDUSTRIES
OF THE
UNITED STATES

PREPARED THROUGH THE CO-OPERATION OF THE COMMISSIONER OF FISHERIES
AND THE SUPERINTENDENT OF THE TENTH CENSUS

BY

GEORGE BROWN GOODE

ASSISTANT DIRECTOR OF THE U. S. NATIONAL MUSEUM
AND A STAFF OF ASSOCIATES

SECTION I

NATURAL HISTORY OF USEFUL AQUATIC ANIMALS

WITH AN ATLAS OF TWO HUNDRED AND SEVENTY-SEVEN PLATES

PLATES

WASHINGTON
GOVERNMENT PRINTING OFFICE
1884

ASSOCIATE AUTHORS.

JOEL A. ALLEN.....	Museum of Comparative Zoology, Cambridge.
TARLETON H. BEAN.....	U. S. National Museum, Washington.
JAMES TEMPLE. BROWN.....	U. S. National Museum, Washington.
A. HOWARD CLARK.....	U. S. National Museum, Washington.
JOSEPH W. COLLINS.....	Gloucester, Massachusetts.
R. EDWARD EARLL.....	U. S. Fish Commission, Washington.
RICHARD H. EDMONDS.....	Baltimore, Maryland.
HENRY W. ELLIOTT.....	Cleveland, Ohio.
ERNEST INGERSOLL.....	New Haven, Connecticut.
DAVID S. JORDAN.....	Indiana University, Bloomington, Indiana.
LUDWIG KUMLIEN.....	Milwaukee, Wisconsin.
MARSHALL MACDONALD.....	U. S. Fish Commission, Washington.
FREDERICK MATHER.....	N. Y. Fish Commission, Cold Spring, New York.
BARNET PHILLIPS.....	Brooklyn, New York.
RICHARD RATHBUN.....	U. S. National Museum, Washington.
JOHN A. RYDER.....	U. S. Fish Commission, Washington.
CHARLES W. SMILEY.....	U. S. Fish Commission, Washington.
SILAS STEARNS.....	Pensacola, Florida.
FREDERICK W. TRUE.....	U. S. National Museum, Washington.
WILLIAM A. WILCOX.....	Boston, Massachusetts.

LIST OF PLATES.

(Engraved by the Photo-Engraving Company of New York City.)

	Page.
1. The Sperm Whale, <i>Physeter macrocephalus</i> L.	7
Outline from Scammon's Marine Mammals of the Northwest Coast, plate xiv.	
2. The Pygmy Sperm Whale, <i>Kogia Goodei</i> True.	11
Drawing by H. L. Todd, from No. 13738, U. S. National Museum. Stranded at Spring Lake, New Jersey, April 27, 1883.	
The Blackfish, <i>Globiocephalus melas</i> (Traill)	11
From Transactions of the Zoological Society of London, vol. 8, plate 30.	
3. The capture of a school of Blackfish in Cape Cod	12
Drawing by Henry W. Elliott, from a sketch by John S. Ryder.	
4. The Cowfish or Grampus, <i>Grampus griseus</i> (Less.) Gray	13
Outline by Henry W. Elliott, from cast No. 12839, U. S. National Museum.	
The Harbor Porpoise, or "Herring Hog," <i>Phocæna brachycion</i> Cope	14
Outline by Henry W. Elliott, from photograph by U. S. Fish Commission.	
5. The Skunk Porpoise or Bay Porpoise, <i>Lagenorhynchus gubernator</i> Cope (= <i>L. perspicillatus</i> Cope).....	16
Outline from plate iv, Proceedings Academy of Natural Sciences, Philadelphia, 1876.	
The High-finned Killer, <i>Orca rectipinnis</i> Cope	17
Outline from Scammon's Marine Mammals of the Northwest Coast.	
The Sperm Whale Porpoise, <i>Hyperaodon bidens</i> Owen	18
Sketch by James Henry Blake, 1869, from specimen stranded at North Dennis.	
6. The White Whale, or Beluga, <i>Delphinapterus catodon</i> (L.) Gill	18
Outline by Henry W. Elliott, from cast No. 12490, U. S. National Museum, obtained near Quebec, 1875.	
The Narwhal, <i>Monodon monoceros</i> L.	19
Sketch by Henry W. Elliott, adapted from Vogt and Specht's "Saugethiere," p. 236.	
7. The Bowhead or Arctic Whale, <i>Balæna mysticetus</i> L.	20
Outline from Scammon's Marine Mammals, plate xi.	
The Right Whale of the Pacific, <i>Balæna japonica</i> Gray. (<i>Eubalæna cullamach</i>)	24
Outline from Scammon's Marine Mammals, plate xii.	
8. Diagrams illustrating the use of the whalebone plates in the mouth of the Bowhead Whale	22
From sketches by Captain David Grey in Land and Water, December 1, 1877.	
(Upper.) The Bowhead with its mouth open.	
(Lower.) The Bowhead with its mouth shut.	
9. The Humpback of the Pacific, <i>Megaptera versabilis</i> Cope	26
Outline from Scammon's Marine Mammals, plate vii.	
The Sulphur Bottom of the Pacific, <i>Sibbaldius sulfureus</i> Cope	27
Outline from Scammon's Marine Mammals, plate xiii.	
10. Cutting in a Humpback Whale at Provincetown, Massachusetts	28
From a sketch by John S. Ryder.	
11. The Finback of the Pacific, <i>Balænoptera velifera</i> Cope	28
Outline from Scammon's Marine Mammals, plate ii.	
The California Gray Whale or Devil-fish, <i>Rhachianectes glaucus</i> Cope	31
Outline from Scammon's Marine Mammals, plate ii.	
12. The Pacific Walrus, <i>Odobænus obesus</i> (Illiger) Allen	34
Sketch by Henry W. Elliott, Walrus Island, Alaska, July 5, 1872.	
13. Steller's Sea Lion, <i>Eumetopias Stelleri</i> (Less.) Peters	38
Sketch from life by Henry W. Elliott.	
14. The California Sea Lion, <i>Zalophus californianus</i> (Less.) Allen	44
Sketch from life by Henry W. Elliott.	
15. The Harbor Seal, <i>Phoca vitulina</i> L.	56
Sketch from life by Henry W. Elliott, Alaska, 1872.	

	Page.
16. The Harp Seal, <i>Phoca grænländica</i> Fabricius	62
Sketch by Henry W. Elliott, from specimens in the U. S. National Museum, Nos. 13741, 13748, 13938, and 13939 obtained on the north shore of the Gulf of Saint Lawrence by Dr. C. Hart Merriam.	
17. The Ringed Seal, <i>Phoca cætida</i> Fabricius	65
Sketch by Henry W. Elliott, adapted from figure in Allen's North American Pinnipeds, p. 601.	
18. The Ribbon Seal (Male and Female) <i>Histiophoca fasciata</i> (Zimmermann) Gill.....	67
Drawing by Henry W. Elliott, from specimens in U. S. National Museum, No. 13284, obtained at Plover Bay, East Siberia, August 12, 1880, by W. H. Dall, and No. 13285, obtained from Bering Sea, 1880, by Captain H. E. Williams.	
19. The West Indian Seal, <i>Monachus tropicalis</i> Gray.....	68
Drawing by Henry W. Elliott, from specimen in U. S. National Museum, No. 13950, obtained by Professor Felipe Poey at Matanzas, Cuba.	
20. The Hooded Seal (adult and young) <i>Cystophora cristata</i> (Erxl.) Nilss.	68
Sketch by Henry W. Elliott, from specimens in U. S. National Museum, Nos. 13742 and 13753, collected by Dr. C. Hart Merriam, off Labrador, 1883.	
21. The Gray Seal, <i>Halichærus grypus</i> (Fabricius) Nilss	70
Sketch by Henry W. Elliott, from specimen in U. S. National Museum, No. 5851, collected at Sable Island, Nova Scotia, 1862.	
22. The Square Flipper Seal, <i>Erignathus barbatus</i> (Fabricius) Gill.....	70
Sketch by Henry W. Elliott, from specimen in U. S. National Museum, No. 13755, collected by Dr. C. Hart Merriam, off Battle Harbor, Gulf of Saint Lawrence, 1883.	
23. The Sea Elephant, <i>Macrorhinus angustirostris</i> Gill.....	72
Drawing by Henry W. Elliott, from specimen in U. S. National Museum, from Santa Barbara Island, California.	
24. Map of the world on Mercator's Projection, showing the geographical distribution of the Species of the Hair Seal Family. Prepared by J. A. Allen	33
25. Map of the world on Mercator's Projection, showing the geographical distribution of the Walruses, Fur Seals, Sea Lions, and Sea Elephants, prepared for the illustration of the chapter by J. A. Allen. Prepared by J. A. Allen.....	33
26. The countenance of <i>Callorhinus</i>	75
A life study of an adult male fur-seal. (Full face of old male, profile and under view of female heads.) Drawing by Henry W. Elliott, North Rookery, Pribylov Group, July 5, 1873.	
27. The Fur-Seal, <i>Callorhinus ursinus</i>	88
A series of life studies by Henry W. Elliott, Pribylov Islands, 1872-1876.	
A.—Old "Seecatch" or male, eight to twenty-four years.	
B.—Young "Seecatch," six to eight years.	
C.—"Holluschickie," or young males, two years.	
D.—"Matkah" or mother nursing her "Pup," L.	
E.—"Cow" fanning herself.	
F.—"Cow" sleeping.	
G.—"Cow" napping and fanning herself.	
H.—"Cow" crooning to the male.	
J.—Characteristic position of old males.	
28. Sundry Seal Sketches on the Pribylov Islands.....	96
From the portfolio of Henry W. Elliott, 1872-1876.	
29. Hauling and Breeding Grounds of the Fur-Seal.....	99
Sketched from nature on the North Rookery, Saint George's Island, Pribylov Group, by Henry W. Elliott, July, 1874.	
30. The north shore of Saint Paul's Island, Pribylov Group	99
Sketched from the summit of Hutchinson's Hill, by Henry W. Elliott, looking over a wing of the great Norastoshoa Rookery, July, 1872.	
31. Pelagic attitudes of the Fur-Seal	101
Sketched from life by Henry W. Elliott, Saint Paul's Island, 1872. Village of Saint Paul in distance. Black bluffs to the right on middle ground.	
1. Position while sleeping.	
2. Position when rising to breathe, survey, etc.	
3. Position when scratching.	
4. "Dolphin jumps."	
32. Fur-Seals Sporting around the "bidarra".....	102
Sketched from life by Henry W. Elliott in Zoltoi, Saint Paul's Island, 1872. A view of the Reef Point and Gorbateh Rookery on the horizon.	
33. The Manatee, <i>Trichechus manatus</i> L	114
Sketch by Henry W. Elliott, from plate in Transactions, Zoological Society of London.	
34. Manatees swimming	114
Sketch by Henry W. Elliott, from plate in Transactions, Zoological Society of London.	
35. The Sunfish, <i>Mola rotunda</i> Cuvier	170
From wash-drawing by H. L. Todd, from a cast.	
36. The Swell-fish or Burr-fish, <i>Chilomycterus geometricus</i> (Schneider) Kaup	170
Drawing by H. L. Todd, from No. 14825, U. S. National Museum, collected at Noank, Connecticut, 1874, by U. S. Fish Commission.	

	Page—
The Rabbit-fish, <i>Lagocephalus laevigatus</i> (L.) Gill.....	170
Drawing by H. L. Todd from No. 20757, U. S. National Museum, collected at Newport, Rhode Island, by Hon. Samuel Powel.	
37. The Trunk-fish or Cow-fish, <i>Ostracion quadricornis</i> L.....	170
Drawing by H. L. Todd, from No. 21548, U. S. National Museum, collected at Charleston, South Carolina, July, 1878, by C. C. Leslie.	
38. The Trigger-fish, <i>Balistes caprisicus</i> Gmelin.....	172
Drawing by H. L. Todd, from No. 15233, U. S. National Museum, collected at New York by Mr. Sutherland.	
39. The Sea Horse, <i>Hippocampus heptagonus</i> Raf.....	172
Drawing by H. L. Todd, from No. 3451, U. S. National Museum, collected at Old Point Comfort, Virginia, by Commodore Farragut, U. S. N.	
40. The Goose-fish or Bellows-fish, <i>Lophius piscatorius</i> L.....	174
Drawing by H. L. Todd, from specimen collected in Vineyard Sound, Massachusetts, by the U. S. Fish Commission.	
41. The American Sole or "Hog Choker," <i>Achirus lineatus</i> (L.) Cuv.....	176
Drawing by H. L. Todd, from No. 12985, U. S. National Museum, collected at Wood's Holl, Massachusetts, July 14, 1871, by Vinal N. Edwards.	
(Upper.) Showing upper side of fish.	
(Lower.) Showing under side of fish.	
42. The American Plaice or Turbot Flounder, <i>Paralichthys dentatus</i> (L.) J. & G.....	178
Drawing by H. L. Todd, from No. 21279, U. S. National Museum, collected at Arlington, Saint John's River, Florida, 1878, by G. Brown Goode.	
43. The Four-spotted Flounder, <i>Paralichthys oblongus</i> (Mitch.) J. & G.....	181
Drawing by H. L. Todd, from No. 10730, U. S. National Museum, collected at Wood's Holl, Massachusetts, by Professor S. F. Baird.	
44. The Flatfish or Winter Flounder, <i>Pseudopleuronectes americanus</i> (Walb.) Gill.....	182
Drawing by H. L. Todd.	
45. The Smooth Flounder, <i>Pleuronectes glaber</i> (Storer) Gill.....	183
Drawing by H. L. Todd, from No. 5368, U. S. National Museum, collected at Salem, Massachusetts, by C. Putnam.	
46. The Starry Flounder, <i>Pleuronectes stellatus</i> Pallas.....	184
Drawing by H. L. Todd, from No. 24164, U. S. National Museum, collected at San Francisco, California, January 1880, by Professor D. S. Jordan.	
47. The Arctic Flounder, <i>Pleuronectes glacialis</i> Pallas.....	184
Drawing by H. L. Todd, from No. 27947, U. S. National Museum, collected at Kotzebue Sound, September 2, 1880, by Dall and Bean.	
48. The Rough Limanda, <i>Limanda aspera</i> (Pallas) Bean.....	184
Drawing by H. L. Todd, from No. 27944, U. S. National Museum, collected at Sitka, Alaska, 1880, by Dr. T. H. Bean.	
49. The Rusty Dab, <i>Limanda ferruginea</i> (Storer) Goode & Bean.....	184
Drawing by H. L. Todd, from No. 21020, U. S. National Museum, collected at Halifax, Nova Scotia, September 4, 1877, by U. S. Fish Commission.	
50. The California "Sole," <i>Lepidopsetta bilineata</i> (Ayres) Gill.....	185
Drawing by H. L. Todd, from No. 27602, U. S. National Museum, collected at Saint Paul's, Kodiak Island, Alaska, 1880, by Dr. T. H. Bean.	
51. The San Francisco "Sole," <i>Psettichthys melanostictus</i> Girard.....	186
Drawing by H. L. Todd, from No. 24167, U. S. National Museum, collected at San Francisco, California, January, 1880, by Professor D. S. Jordan.	
52. The Alaska Sand Dab, <i>Hippoglossoides elassodon</i> J. & G.....	188
Drawing by H. L. Todd, from No. 27938, U. S. National Museum, collected at Humboldt Harbor, Shumagins, Alaska, July 19, 1880, by Dr. T. H. Bean.	
53. The Atheresthes Flounder, <i>Atheresthes stomias</i> J. & G.....	188
Drawing by H. L. Todd, from No. 27186, U. S. National Museum, collected at Point Reyes, California, 1880, by Jordan and Gilbert.	
54. The Halibut, <i>Hippoglossus vulgaris</i> Flewning.....	190
Drawing by H. L. Todd, from No. 10439, U. S. National Museum, collected at Eastport, Maine, 1872, by U. S. Fish Commission.	
55. The Sand Dab, <i>Hippoglossoides platessoides</i> (Fab.) Gill.....	197
Drawing by H. L. Todd, from No. 21002, U. S. National Museum, collected at Le Have Bank, August 21, 1877, by U. S. Fish Commission.	
56. The Greenland Turbot, <i>Platysomatichthys hippoglossoides</i> (Walb.) Goode & Bean.....	198
Drawing by H. L. Todd, from a specimen obtained in Fulton Market, New York.	
57. The Pole Flounder, <i>Glyptocephalus cynoglossus</i> (L.) Gill.....	198
Drawing by H. L. Todd.	
58. The Codfish, <i>Gadus morrhua</i> L.....	200
Drawing by H. L. Todd, from No. 10444, U. S. National Museum, collected at Eastport, Maine, 1872, by U. S. Fish Commission.	
The Atlantic Tom Cod, <i>Microgadus tomcod</i> (Walb.) Gill.....	223
Drawing by H. L. Todd, from No. 17733, U. S. National Museum, collected at Wood's Holl, Massachusetts, December 23, 1875, by Vinal N. Edwards.	

	Page.
59. The Haddock, <i>Melanogrammus aeglefinus</i> L. Gill	223
Drawing by H. L. Todd, from No. 10440, U. S. National Museum, collected at Eastport, Maine, 1872, by U. S. Fish Commission.	
The Saida Cod, <i>Boreogadus saida</i> (Lepechin) Bean	0
Drawing by H. L. Todd, from No. 21746, U. S. National Museum, collected at Annanactook Harbor, Cumberland Gulf, October 19, 1877, by Ludwig Kumlien.	
60. The Pollock, <i>Pollachius carbonarius</i> (L.) Gill	228
Drawing by H. L. Todd, from No. 10443, U. S. National Museum, collected at Eastport, Maine, 1872, by Professor S. F. Baird.	
The Alaska Pollock, <i>Pollachius chalcogrammus</i> (Pallas)	232
Drawing by H. L. Todd, from No. 27637, U. S. National Museum, collected at Pirate Cove, Shumagin Islands, Alaska, 1880, by William H. Dall.	
61. The Cusk, <i>Brosmius brosme</i> (Müller) White	233
Drawing by H. L. Todd, from No. 20967, U. S. National Museum, collected at Boston Market, January 11, 1882, by W. A. Wilcox.	
The Burbot or "Freshwater Cusk," <i>Lota maculosa</i> (Le Sueur) C. and O.	235
Drawing by H. L. Todd, from No. 10553, U. S. National Museum, collected at Ecorse, Michigan, by J. W. Milner.	
62. The Common Hake, <i>Phycis chuss</i> (Walb.) Gill	234
Drawing by H. L. Todd, from No. 28707, U. S. National Museum, collected at Martha's Vineyard, July 16, 1881, by U. S. Fish Commission.	
The Squirrel or White Hake, <i>Phycis tenuis</i> (Mitchill) De Kay	234
Drawing by H. L. Todd, from No. 21029, U. S. National Museum, collected in Halifax Harbor, November 30, 1877, by U. S. Fish Commission.	
63. The King Hake, <i>Phycis regius</i> (Walb.) Gill	234
Drawing by H. L. Todd, from No. 20923, U. S. National Museum, collected at New York Aquarium, 1878, by E. G. Blackford.	
Earl's Hake, <i>Phycis Earllii</i> Bean	234
Drawing by H. L. Todd, from No. 25207, U. S. National Museum, collected at Charleston, South Carolina, March 25, 1880, by R. E. Earll.	
64. Chester's Hake, <i>Phycis Chesteri</i> Goode & Bean	234
Drawn by H. L. Todd from	
The Blue Hake, <i>Haloporphyrus viola</i> Goode & Bean	0
Drawing by H. L. Todd, from No. 21837, U. S. National Museum, collected on Le Have Bank, August 26, 1878, by Captain J. W. Collins, schooner Marion.	
65. The Merluccio, <i>Merluccius productus</i> (Ayres) Gill	243
Drawing by H. L. Todd, from No. 26638, U. S. National Museum, collected at Seattle, Washington Territory, 1880, by Colonel F. W. Prosser.	
The Silver Hake or New England Whiting, <i>Merluccius bilinearis</i> (Mitch.) Gill	240
Drawing by H. L. Todd, from No. 21016, U. S. National Museum, collected at Halifax, Nova Scotia, September 8, 1877, by the U. S. Fish Commission.	
66. The Sand Cusk, <i>Ophidium marginatum</i> De Kay	243
Drawing by H. L. Todd, from No. 10762, U. S. National Museum, collected at Tompkinsville, New York, by C. L. Copley.	
The Onion-fish or Grenadier, <i>Macrurus rupestris</i> (Muller) Bloch	244
Drawing by H. L. Todd, from No. 15608, U. S. National Museum, collected at Saint George's Bank, October 27, 1875. Presented by E. G. Blackford.	
The Lant or Sand Eel, <i>Ammodytes americanus</i> De Kay	244
Drawing by H. L. Todd, from No. 16500, U. S. National Museum, collected at Nantucket, Massachusetts, August 12, by U. S. Fish Commission.	
67. The Mutton-fish, <i>Zoarces anguillaris</i> (Peck) Storer	247
Drawing by H. L. Todd, from No. 10438, U. S. National Museum, collected at Eastport, Maine, 1872, by U. S. Fish Commission.	
Vahl's Lycodes, <i>Lycodes VahlII</i> Reinhardt	247
Drawing by H. L. Todd, from No. 21991, U. S. National Museum, collected on Le Have Bank, by Captain Z. Hawkins, schooner Gwendolen.	
68. The Common Catfish or Wolf-fish, <i>Anarrhicas lupus</i> L.	248
Drawing by H. L. Todd, from No. 21846, U. S. National Museum, collected on George's Bank, September 27, 1878, by Captain John Gourville.	
The Spotted Catfish, <i>Anarrhicas minor</i> Olafsen	249
Drawing by H. L. Todd, from No. 21618, U. S. National Museum, collected at sea November, 1878, by Captain R. H. Hurlbert.	
69. The Gulf Toadfish, or "Sapo," <i>Batrachus pardus</i> Goode & Beau	251
Drawing by H. L. Todd, from No. 22237, U. S. National Museum, collected at Pensacola, Florida, 1878, by Silas Stearns.	
"The Naked Star-gazer," <i>Astroscopus anoplus</i> (C. & V.) Brevoort	0
Drawing by H. L. Todd, from No. 4622, U. S. National Museum, collected at Norfolk, Virginia.	
70. The Lump-fish, <i>Cyclopterus lumpus</i> L.	254
Drawing by H. L. Todd, from No. 14795, U. S. National Museum, collected at Eastport, Maine, 1872, by U. S. Fish Commission.	

	Page.
71. The Sea Robin or Wingfish, <i>Prionotus palmipes</i> (Mitch.) Storer	256
Drawing by H. L. Todd, from No. 774, U. S. National Museum, collected at Beesley's Point, New Jersey, 1858, by Professor S. F. Baird.	
The Striped Sea Robin, <i>Prionotus evolans</i> (L.) Gill	256
Drawing by H. L. Todd, from No. 5556, U. S. National Museum, collected at Wood's Holl, Massachusetts, by Vinal N. Edwards.	
72. The Northern or European Sculpin, <i>Cottus scorpius</i> L.	258
Drawing by H. L. Todd, from No. 21989, U. S. National Museum, collected at Cumberland Gulf, September 25, 1877, by Ludwig Kumlien.	
The Common Sculpin, <i>Cottus scorpius</i> L., subspecies <i>grœnlandicus</i> (C. & V.) Bean	258
Drawing by H. L. Todd, from No. 10441, U. S. National Museum, collected at Eastport, Maine, 1872, by U. S. Fish Commission.	
73. The Alaska Sculpin, <i>Cottus polyacanthocephalus</i> Pallas	258
Drawing by H. L. Todd, from No. 23499, U. S. National Museum, collected at Unalaska, 1879, by William H. Dall.	
The Southern Sculpin, <i>Cottus octodecimspinosus</i> Mitch.	258
Drawing by H. L. Todd, from No. 4552, U. S. National Museum, collected at Beesley's Point, New Jersey, 1858, by Professor S. F. Baird.	
74. The Sea Raven, <i>Hemitripteris americanus</i> (Gmelin) C. & V.	258
Drawing by H. L. Todd, from No. 23199, U. S. National Museum, collected at Halifax, Nova Scotia, September 13, 1877, by U. S. Fish Commission.	
Jordan's Cabezon, <i>Hemilepidotus Jordani</i> Bean	258
Drawing by H. L. Todd, from No. 27598, U. S. National Museum, collected at Iliuliuk, Unalaska Island, 1880, by Dr. T. H. Bean.	
75. The Rose-fish or Norway Haddock, <i>Sebastes marinus</i> (L.) Lütken	260
Drawing by H. L. Todd, from No. 10442, U. S. National Museum, collected at Eastport, Maine, 1872, by U. S. Fish Commission.	
76. The Black-banded Rockfish, <i>Sebastichthys nigrocinctus</i> (Ayres) Gill	263
Drawing by H. L. Todd, from No. 27285, U. S. National Museum, collected at Puget Sound, 1880, by Jordan and Gilbert.	
77. The Tree-fish, <i>Sebastichthys serriiceps</i> J. & G.	263
Drawing by H. L. Todd, from No. 27041, U. S. National Museum, collected at Monterey, California, 1880, by Jordan and Gilbert.	
78. The Yellow-backed Rockfish, <i>Sebastichthys maliger</i> J. & G.	264
Drawing by H. L. Todd, from No. 27713, U. S. National Museum, collected at Sitka, Alaska, June 2, 1880, by Dr. T. H. Bean.	
79. The Corsair, <i>Sebastichthys rosaceus</i> (Grd.) Lock	265
Drawing by H. L. Todd, from No. 26961, U. S. National Museum, collected at Santa Barbara, California, 1880 (?), by Jordan and Gilbert.	
80. The Orange Rockfish, <i>Sebastichthys pinniger</i> (Gill.) Lock	265
Drawing by H. L. Todd, from No. 27488, U. S. National Museum, collected at Necah Bay, Wyoming Territory, December, 1880, by James G. Swan.	
81. The Black Rockfish, <i>Sebastichthys mystinus</i> J. & G.	266
Drawing by H. L. Todd, from No. 27031, U. S. National Museum, collected at Monterey, California, 1880, by Jordan and Gilbert.	
82. The Spotted Black Rockfish, <i>Sebastichthys melanops</i> (Grd.) J. & G.	266
Drawing by H. L. Todd, from No. 27628, U. S. National Museum, collected at Sitka, Alaska, May 28, 1880, by Dr. T. H. Bean.	
83. The "Black Cod," "Black Candle-fish," or Beshow, <i>Anoplopoma fimbria</i> (Pallas) Gill	268
Drawing by H. L. Todd, from No. 27745, U. S. National Museum, collected at Sitka, Alaska, December, 1880, by Commander L. A. Beardslee, U. S. N.	
The "Atka Mackerel" or Yellow-fish, <i>Pleurogrammus monopterygius</i> (Pallas) Gill	268
Drawing by H. L. Todd, from No. 27954, U. S. National Museum, collected at Iliuliuk, Unalaska, 1880, by Dr. T. H. Bean.	
84. Steller's Rock-trout, <i>Hexagrammus asper</i> Steller.	268
Drawing by H. L. Todd, from No. 21530, U. S. National Museum, collected at Saint Michael's, Alaska, June, 1875, by L. M. Turner.	
The Cultus Cod, <i>Ophiodon elongatus</i> Girard	267
Drawing by H. L. Todd, from No. 65727, U. S. National Museum, collected at Sitka, Alaska, June 7, 1880, by Dr. T. H. Bean.	
85. The Tautog, <i>Tautoga onitis</i> (L.) Gthr	268
Drawing by H. L. Todd, from No. 17738, U. S. National Museum, collected at Wood's Holl, Massachusetts, December 13, 1875, by Vinal N. Edwards.	
86. The Chogset or Cunner, <i>Ctenolabrus adspersus</i> (Walb.) Goode	274
Drawing by H. L. Todd, from No. 17741, U. S. National Museum, collected at Wood's Holl, Massachusetts, December 11, 1875, by Vinal N. Edwards.	
87. The Fat-head or Redfish, <i>Pimelometopon pulcher</i> (Ayres) Gill. = <i>Trochocopus pulcher</i>	275
Drawing by H. L. Todd, from No. 24890, U. S. National Museum, collected at San Diego, California, January, 1880, by Jordan and Gilbert.	

	Page.
88. The Hogfish or Capitaine, <i>Lachnolæmus falcatus</i> (L.) C. & V.	275
Drawing by H. L. Todd.	
89. The Alfione, <i>Rhacochilus toxotes</i> Agassiz.	277
Drawing by H. L. Todd, from No. 27015, U. S. National Museum, collected at Monterey, California, 1880, by Jordan and Gilbert.	
90. The Spanish Pompano, <i>Gerres olisthostoma</i> Goode & Bean.	279
Drawing by H. L. Todd, from No. 25118, U. S. National Museum, collected at Indian River, Florida, March 8, 1880, by R. E. Earle.	
91. The Mackerel, <i>Scomber scombrus</i> L.	281
Drawing by H. L. Todd, from No. 25256, U. S. National Museum, collected at Provincetown, Massachusetts, September, 1879, by U. S. Fish Commission.	
The Chub Mackerel or "Thimble Eye," <i>Scomber colias</i> De La Roche.	303
Drawing by H. L. Todd, from No. 23480, U. S. National Museum, collected at Provincetown, Massachusetts, September, 1879, by U. S. Fish Commission.	
92. The Frigate Mackerel, <i>Auxis thazard</i> Lacépède.	305
Drawing by H. L. Todd, from No. 25757, U. S. National Museum, collected at Newport, Rhode Island August, 1880, by U. S. Fish Commission.	
The Bonito, <i>Sarda mediterranea</i> (Schn.) J. & G.	316
Drawing by H. L. Todd, from No. 10419, U. S. National Museum, collected at Wood's Holl, Massachusetts, 1871, by U. S. Fish Commission.	
93. The Spanish Mackerel, <i>Scomberomorus maculatus</i> (Mitch.) J. & G.	307
Drawing by H. L. Todd, from No. 15582, U. S. National Museum, collected at Fulton Market, New York, by E. G. Blackford.	
94. The Spotted Cero, <i>Scomberomorus regalis</i> (Bloch) J. & G.	316
Drawing by H. L. Todd, from No. 12527, U. S. National Museum, collected at Key West, Florida, by E. G. Blackford	
The Cero or Kingfish, <i>Scomberomorus caballa</i> (C. & V.) J. & G.	316
Drawing by H. L. Todd, from No. 19418, U. S. National Museum, collected at Wood's Holl, Massachusetts, 1875, by U. S. Fish Commission.	
95. The Alalonga or Long-finned Tunny, <i>Orcynus alalonga</i> (Gmel.) Risso.	320
Drawing by H. L. Todd, from No. 21834, U. S. National Museum, collected at Banquereau, September 10, 1878, by Captain William Thompson, schooner Magic.	
The Striped or Oceanic Bonito, <i>Euthynnus pelamys</i> (L.) Lütken.	319
Drawing by H. L. Todd, from No. 20762, sent from Museum of Comparative Zoology, Cambridge, Massachusetts.	
96. The Horse Mackerel or Tunny, <i>Orcynus thynnus</i> (L.) Poey.	320
Drawing by H. L. Todd, from specimen collected in Vineyard Sound by U. S. Fish Commission.	
97. The Horsefish or Blunt-nosed Shiner, <i>Selene setipinnis</i> (Mitch.) Lutken.	322
Drawing by H. L. Todd, from No. 16252, U. S. National Museum, collected in Fulton Market, New York, by E. G. Blackford.	
98. The Silver Moonfish or "Look-down," <i>Selene argentea</i> Lacépède.	323
Drawing by H. L. Todd, from No. 22279, U. S. National Museum.	
99. The Cavally or Crevallé, <i>Caranx hippos</i> (L.) Gthr.	323
Drawing by H. L. Todd, from No. 10431 U. S. National Museum, collected at Wood's Holl, Massachusetts, 1871, by U. S. Fish Commission.	
100. The Goggler or "Goggle Eye," <i>Caranx erumenophthalmus</i> (Block) Lac.	324
Drawing by H. L. Todd, from No. 20681, U. S. National Museum, collected at Wood's Holl, Massachusetts, October 3, 1877, by Vinal N. Edwards.	
101. The Jurel or Hard Tail, <i>Caranx pisquetus</i> C. & V. = <i>C. chrysos</i> Gthr.	324
Drawing by H. L. Todd, from No. 16512, U. S. National Museum, collected at Wood's Holl, Massachusetts, by U. S. Fish Commission.	
102. The Round Robin or Cigar-fish, <i>Decapterus punctatus</i> (Ag.) Gill.	325
Drawing by H. L. Todd, from No. 20639, U. S. National Museum, collected at Wood's Holl, Massachusetts, September 11, 1877, by Vinal N. Edwards.	
103. The Scad or Dutch Marsebanker, <i>Trachurus saurus</i> Raf.	326
Drawing by H. L. Todd, from No. 23421, U. S. National Museum, collected at Newport, Rhode Island, by S. Powell.	
104. The Common Pompano, <i>Trachynotus carolinus</i> (L.) Gill.	327
Drawing by H. L. Todd, from No. 15178, U. S. National Museum, collected at Wood's Holl, Massachusetts, October 5, 1871, by Professor S. F. Baird.	
105. The Short Pompano, <i>Trachynotus ovatus</i> (L.) Gthr.	329
Drawing from No. 26585, U. S. National Museum, collected at Florida by Silas Stearns.	
106. The Banner Pompano, <i>Trachynotus glaucus</i> C. & V.	329
Drawing by H. L. Todd, from No. 30176, U. S. National Museum, collected at Pensacola, Florida, January 7, 1882, by Silas Stearns.	
107. The Pilot-fish, <i>Naucrates ductor</i> (L.) Raf.	330
Drawing by H. L. Todd, from No. 23197, U. S. National Museum, collected at New Bedford, Massachusetts, September 27, 1878, by William A. Bannett.	

	Page.
108. The California Yellow-tail, or Amber-fish, <i>Seriola dorsalis</i> C. & V.....	331
Drawing by H. L. Todd, from No. 26835, U. S. National Museum, collected at San Pedro, California, 1880 (?), by Jordan and Gilbert.	
109. The Dolphin, <i>Coryphæna hippurus</i> L.....	332
(Male.) Drawing by H. L. Todd, from specimen in Fulton Market, New York, collected by E. G. Blackford, September 18, 1875.	
(Female.) Drawing by H. L. Todd, from specimen in Fulton Market, New York, collected by E. G. Blackford, September 18, 1875.	
110. The Harvest-fish, <i>Stromateus alpidotus</i> (L.) J. & G.....	333
Drawing by H. L. Todd, from No. 15234, U. S. National Museum, collected at New York, by Mr. Sutherland.	
111. The Butterfish or Dollar-fish, <i>Stromateus triacanthus</i> Peck.....	333
Drawing by H. L. Todd, from No. 787, U. S. National Museum, collected at Beesley's Point, New Jersey, 1858, by Professor S. F. Baird.	
The Log-fish or Black Rudder-fish, <i>Lirus perciformis</i> (Mitch.) J. & G.....	334
Drawing by H. L. Todd, from No. 22659, U. S. National Museum, collected at Le Have Bank, by Captain James Hawkins.	
112. The Pomfret, <i>Brama Rayi</i> Schn.....	335
Drawing by H. L. Todd, from No. 26234, U. S. National Museum, collected at west end of Grand Bank, May, 1881, by Captain Andrew McKinney.	
113. The Boar Fish, <i>Zenopsis ocellatus</i> (Storer) Gill.....	335
Drawing by H. L. Todd, from specimen taken at Provincetown, Massachusetts, in museum of Boston Society of Natural History.	
114. The Cutlass-fish, <i>Trichiurus lepturus</i> L.....	335
Drawing by H. L. Todd, from No. 18028, U. S. National Museum, collected at Saint Augustine, Florida, 1877, by Dr. Janeway, U. S. N.	
115. The Swordfish, <i>Xiphias gladius</i> L.....	338
(Adult.) Drawing by H. L. Todd, from No. 16126, U. S. National Museum, collected at New Bedford, Massachusetts, July 17, 1875, by U. S. Fish Commission.	
(Young.) Drawing by H. L. Todd, from plate 225, Cuvier & Valenciennes, Histoire Naturelle des Poissons.	
116. The Sail-fish, <i>Histiophorus gladius</i> (Brown) Gthr.....	356
The Spear-fish, <i>Tetrapturus albidus</i> Poey.....	357
117. The Tilefish, <i>Lopholatilus chamaeleonticeps</i> Goode & Bean.....	360
Drawing by H. L. Todd, from No. 22899, U. S. National Museum, collected 80 miles south by east of No Man's Land, May, 1879, by Captain Kirby.	
118. The Gulf Blanquillo, <i>Caulolatilus microps</i> Goode & Bean.....	360
Drawing by H. L. Todd, from No. 20971, U. S. National Museum, collected at Pensacola, Florida, March 18, 1878, by Silas Stearns.	
The Ronchil, <i>Bathymaster signatus</i> Cope.....	361
Drawing by H. L. Todd, from No. 27646, U. S. National Museum, collected at Sturnagins, Alaska, 1880, by E. P. Herendeen.	
119. The Squirrel-fish, <i>Holocentrum pentacanthum</i> (Bleek) Vaill. & Bocourt.....	361
Drawing by H. L. Todd, from No. 26580, U. S. National Museum, collected at Key West, Florida, 1880, by Silas Stearns.	
120. The Spotted Squeteague, <i>Cynoscion maculatum</i> (Mitch.) Gill.....	365
Drawing by H. L. Todd, from No. 15000, U. S. National Museum, collected at Norfolk, Virginia, 1872, by Mr. Sibley.	
The Common Squeteague, <i>Cynoscion regale</i> (Schn.) Gill.....	362
Drawing by H. L. Todd, from No. 10421, U. S. National Museum, collected at Wood's Holl, Massachusetts, 1871, by U. S. Fish Commission.	
121. The Drum, <i>Pogonias chromis</i> (L.) C. & V.....	367
(Young.) Drawing by H. L. Todd, from No. 18036, U. S. National Museum, collected at Matanzas River Inlet, Florida, February, 1877, by John C. Willets.	
122. The Drum, <i>Pogonias chromis</i> (L.) C. & V.....	367
(Adult.) Drawing by H. L. Todd, from No. 22936, U. S. National Museum.	
123. The Fresh-water Drum or Gaspergou, <i>Haploidonotus grunniens</i> Raf.....	370
Drawing by H. L. Todd, from No. 10542, U. S. National Museum, collected at Ecorse, Michigan, by J. W. Milner.	
124. The Spot or Goody, <i>Liostomus xanthurus</i> Lac.....	370
Drawing by H. L. Todd, from No. 20222, U. S. National Museum, collected at Newport, Rhode Island, November, 1875, by Samuel Powel.	
125. The Red-fish or Bass of the South, <i>Sciaena ocellata</i> (L.) Gthr.....	371
Drawing by H. L. Todd, from No. 622, U. S. National Museum, collected at Indianola, 1858, by Major Emory.	
126. The Yellow Tail, <i>Bairdiella chrysura</i> (Lac.).....	375
Drawing by H. L. Todd, from No. 771, U. S. National Museum, collected by Beesley's Point, New Jersey, 1858, by Professor S. F. Baird.	
127. The Kingfish or Sea Mink, <i>Menticirrhus nebulosus</i> (Mitch.) Gill.....	375
Drawing by H. L. Todd, from No. 25403, U. S. National Museum, collected at Charleston Harbor, South Carolina, March 25, 1880, by R. E. Earll.	
The Carolina Whiting, <i>Menticirrhus alburnus</i> (L.) Gill.....	376
Drawing by H. L. Todd, from No. 22832, U. S. National Museum, collected at Pensacola, Florida, 1878, by Silas Stearns.	

	Page.
128. The Croaker, <i>Micropogon undulatus</i> (L.) C. & V.	378
Drawing by H. L. Todd, from No. 20742, U. S. National Museum, collected at Newport, Rhode Island, 1877, by Samuel Powel.	
129. The Roncador, <i>Roncador Stearnsi</i> (Steindachner) J. & G.	379
Drawing by H. L. Todd, from No. 26864, U. S. National Museum, collected at Santa Barbara, California, 1880, by Professor D. S. Jordan.	
130. The Sheep's-head, <i>Diplodus probatocephalus</i> (Walb.) J. & G.	381
(Young). Drawing by H. L. Todd, from specimen in U. S. National Museum.	
131. The Sheep's-head, <i>Diplodus probatocephalus</i> (Walb.) J. & G.	381
(Adult). Drawing by H. L. Todd, from specimen in U. S. National Museum.	
132. The Charleston Bream or Pin-fish, <i>Diplodus Holbrookii</i> Bean.	386
Drawing by H. L. Todd, from No. 20979, U. S. National Museum, collected at Charleston, South Carolina, March 29, 1878, by G. Brown Goode.	
133. The Scuppaug, Scup, or Northern Porgy, <i>Stenotomus chrysops</i> (Mitch.) Bean.	386
Drawing by H. L. Todd, from No. 10425, U. S. National Museum, collected at Wood's Holl, Massachusetts, 1871, by Professor S. F. Baird.	
134. The Southern Scup, <i>Stenotomus Gardeni</i> Bean.	387
135. The Gulf Scup, or Goat's Head Porgy, <i>Stenotomus caprinus</i> . Goode & Bean.	393
Drawing by H. L. Todd, from No. 32683, U. S. National Museum, collected at Pensacola, Florida, by Silas Stearns.	
136. Milner's Pagellus, <i>Pagellus Milneri</i> , Goode & Bean.	393
Drawing by H. L. Todd, from No. 6134, U. S. National Museum, collected at Charlotte Harbor, Florida, by C. B. Baker.	
137. The Margate Fish, Bastard Snapper of Charleston, or Porgy of Pensacola, <i>Sparus pagrus</i> L.	394
Drawing by H. L. Todd, from specimen in U. S. National Museum, collected at Charleston, South Carolina, by G. Brown Goode.	
138. The Sailor's Choice, <i>Lagodon rhomboides</i> (L.) Holbrook.	393
Drawing by H. L. Todd, from No. 21280, U. S. National Museum, collected at Saint John's River, Florida, April, 1878, by G. Brown Goode.	
139. The Bermuda Chub, <i>Cyphosus Boscii</i> (Lac.) J. & G.	394
Drawing by H. L. Todd, from No. 20635, U. S. National Museum, collected at Wood's Holl, Massachusetts, September 11, 1877, by Vinal N. Edwards.	
140. The Medialuna, <i>Scorpiis californiensis</i> Steindachner.	395
Drawing by H. L. Todd, from No. 26952, U. S. National Museum, collected at Santa Barbara, California, 1880 by Jordan and Gilbert.	
141. The Florida Red Snapper, <i>Lutjanus Blackfordii</i> Goode & Bean.	395
Drawing by H. L. Todd, from No. 21330, U. S. National Museum, collected at Pensacola, Florida, May, 1878, by Silas Stearns.	
142. The Pensacola Snapper, <i>Lutjanus Stearnsi</i> Goode & Bean.	396
Drawing by H. L. Todd, from No. 21337, U. S. National Museum, collected at Pensacola, Florida, May, 1878, by Silas Stearns.	
143. The Mangrove Snapper, <i>Rhomboplites aurorubens</i> (C. & V.) Vaillaut.	396
Drawing by H. L. Todd, from No. 21338, U. S. National Museum, collected at Pensacola, Florida, May, 1878, by Silas Stearns.	
144. The Black Grunt, <i>Hæmulon Plumieri</i> (Lac.) J. & G.	398
Drawing by H. L. Todd, from No. 20980, U. S. National Museum, collected at Charleston, South Carolina, May 29, 1878, by G. Brown Goode.	
145. The Striped Grunt, <i>Hæmulon elegans</i> (C. & V.)	397
Drawing by H. L. Todd, from No. 32603, U. S. National Museum, collected at Key West, Florida, by Dr. J. A. Henshall.	
146. The Pigfish, <i>Pomadasys fulvomaculatus</i> (Mitch.) J. & G.	398
Drawing by H. L. Todd, from No. 3113, U. S. National Museum, collected at Charlotte Harbor, Florida, by C. B. Baker.	
147. The Big-mouth Black Bass or Oswego Bass, <i>Micropterus salmoides</i> (Lac.) Henshall.	401
Drawing by H. L. Todd, from No. 14143, U. S. National Museum, collected at Little Falls, Potomac River, 1874, by Major T. J. Hobbs.	
148. The Small-mouth Black Bass, <i>Micropterus Dolomiei</i> Lac.	401
Drawing by H. L. Todd, from No. 10323, U. S. National Museum, collected at Sandusky, Ohio, by J. W. Milner.	
149. The Rock-Bass or Red Eye, <i>Ambloplites rupestris</i> (Raf.) Gill.	404
Drawing by H. L. Todd, from No. 9401, U. S. National Museum, collected at Ecorse, Michigan, by George Clark.	
150. The Mud-Bass, <i>Acantharchus pomotis</i> (Baird) Gill.	405
Drawing by H. L. Todd, from No. 6475, U. S. National Museum, collected at Tarborough, North Carolina, by Mr. Bridger.	
151. The Sacramento Perch, <i>Archoplites interruptus</i> (Girard) Gill.	405
Drawing by H. L. Todd, from No. 27137, U. S. National Museum, collected at San Francisco, California, 1880, by Professor D. S. Jordan.	
152. The War-mouth Bass, <i>Chenobryttus gulosus</i> (C. & V.) Jordan.	405
Drawing by H. L. Todd, from No. 17803, U. S. National Museum, collected at Jackson's Lake, Alabama, July 14, 1876, by Kumlien and Bean.	

	Page.
153. The Pumpkin-Seed or Sunfish, <i>Lepomis gibbosus</i> (L.) McKay	406
Drawing by H. L. Todd, from No. 4163, U. S. National Museum, collected at Root River, Wisconsin, July 1853, by Professor S. F. Baird.	
154. The Long-eared Sunfish, <i>Lepomis auritus</i> (L.) Raf.	406
Drawing by H. L. Todd, from No. 15351, U. S. National Museum, collected at Susquehanna River, Bainbridge, Pennsylvania, May, 1875, by Dr. T. H. Bean.	
155. The Blue Sunfish or Copper-nose, <i>Lepomis pallidus</i> (Mitch.) J. & G.	406
Drawing by H. L. Todd, from No. 8448, U. S. National Museum, collected in Tennessee.	
156. The Chinquapin Perch, <i>Lepomis punctatus</i> (C. and V.) Jordan	406
Drawing by H. L. Todd, from No. 4227-46, U. S. National Museum, collected in Florida.	
157. The Broad-eared Sunfish, <i>Lepomis obscurus</i> Ag.	406
Drawing by H. L. Todd, from No. 20081, U. S. National Museum, collected at Cumberland River, Tennessee, by A. Winchell.	
158. The Rainbow Sunfish, <i>Centrarchus macropterus</i> (Lac.) Jordan	406
Drawing by H. L. Todd, from No. 20395, U. S. National Museum, collected at Kinston, North Carolina, 1875, by Welsher and Hyatt.	
159. The Calico Bass or Strawberry Bass, <i>Pomoxys sparoides</i> (Lac.) Grd.	406
Drawing by H. L. Todd, from No. 10077, U. S. National Museum, collected at Rochester by J. W. Milner.	
160. The Crappie or Sac-à-lait, <i>Pomoxys annularis</i> Raf.	407
Drawing by H. L. Todd, from No. 10387, U. S. National Museum, collected at Norfolk, Virginia, 1873, by Dr. H. C. Yarrow.	
161. The Black-banded Sunfish, <i>Mesogonistius chætodon</i> (Baird) Gill.	0
Drawing by H. L. Todd, from No. 20354, U. S. National Museum, collected at Trenton, New Jersey, 1875, by Dr. C. C. Abbott.	
162. The Sea Bass, <i>Serranus atrarius</i> (L.) J. and G.	407
Drawing by H. L. Todd, from No. 14638, U. S. National Museum, collected at Noank, Connecticut, 1874, by U. S. Fish Commission.	
163. The Squirrel-fish, <i>Serranus fascicularis</i> C. and V.	410
Drawing by H. L. Todd, from No. 21543, U. S. National Museum, collected at Charleston, South Carolina, July, 1878, by C. C. Leslie.	
164. The Red Grouper, <i>Epinephelus morio</i> (Cuv.) Gill.	411
Drawing by H. L. Todd, from No. 22129, U. S. National Museum, obtained in the Washington Market, District of Columbia, by G. Brown Goode.	
165. The Jew-fish or "Warsaw," <i>Promicrops guasa</i> Poey.	412
Drawing by H. L. Todd, from No. 22306, U. S. National Museum, collected at St. John's River, Florida.	
166. The West Indian Cabrilla, <i>Serranus clathratus</i> (Grd.) Steind	413
Drawing by H. L. Todd, from No. 26574, U. S. National Museum, collected at Key West, Florida, May, 1880, by Silas Stearns.	
167. The Pensacola Black Grouper, <i>Trisotrops microlepis</i> Goode and Bean	413
Drawing by H. L. Todd, from No. 5137, U. S. National Museum, collected at West Florida by Kaiser and Martin.	
168. The Yellow Perch, <i>Perca americana</i> Schrank.	414
Drawing by H. L. Todd, from No. 25199, U. S. National Museum, collected at Washington Market, District of Columbia, April, 1880, by U. S. Fish Commission.	
169. The Wall-eyed Pike or Dory, <i>Stizostedium vitreum</i> (Mitch.) Jordan and Copeland	421
Drawing by H. L. Todd, from No. 22494, U. S. National Museum, collected at Port Deposit, Maryland, April 7, 1879, by R. E. McClenahan.	
The Sanger or Land Pike, <i>Stizostedium canadense</i> (Smith) Jordan	424
Drawing by H. L. Todd, from No. 10072, U. S. National Museum, collected at Rochester, New York, by J. W. Milner.	
170. The Striped Bass or Rockfish, <i>Roccus lineatus</i> (Bloch.) Gill (= <i>Roccus saxatilis</i> auctorum)	425
Drawing by H. L. Todd, from No. 25219, U. S. National Museum, collected at Washington Market, District of Columbia, April 24, 1880, by U. S. Fish Commission.	
171. The White Bass, <i>Roccus chrysoys</i> (Raf.) Gill.	428
Drawing by H. L. Todd, from No. 10326, U. S. National Museum collected at Sandusky, Ohio, by J. W. Milner.	
172. The Yellow Bass, <i>Roccus interruptus</i> (Gill) J. and G.	431
Drawing by H. L. Todd, from specimens in National Museum.	
173. The White Perch, <i>Roccus americanus</i> (Gml.) J. and G.	431
Drawing by H. L. Todd, from No. 15681, U. S. National Museum, collected at New York, November 15, 1875, by E. G. Blackford.	
174. The Bluefish <i>Pomatomus saltatrix</i> (L.) Gill	433
Drawing by H. L. Todd, from specimens in U. S. National Museum.	
The Cobia or Crab-eater, <i>Elacate canada</i> (L.) Gill.	444
Drawing by H. L. Todd, from No. 18563, U. S. National Museum.	
175. The Triple-Tail or Black Grouper, <i>Lobotes surinamensis</i> (Bl.) Cuvier.	444
176. The Moon-fish or Spade-fish, <i>Chætodipterus faber</i> (Brouss.) J. and G.	445

	Page.
177. The Spear-fish Remora, <i>Rhombochirus osteochir</i> (Cuv.) Gill	446
Drawing by H. L. Todd, from No. 19022, U. S. National Museum, collected at Wood's Holl, Massachusetts, 1875, by U. S. Fish Commission.	
The Sword-fish Remora, <i>Remoropsis brachyptera</i> Lowe	446
Drawing by H. L. Todd, from No. 23374, U. S. National Museum, collected at sea in 250 fathoms of water by Daniel McEachran.	
178. The West Indian Barracouta or Sennet, <i>Sphyræna picuda</i> Schn	448
Drawing by H. L. Todd, from No. 14978, U. S. National Museum, collected at Florida by E. G. Blackford.	
The Northern Barracouta, <i>Sphyræna borealis</i> De Kay	448
Drawing by H. L. Todd, from No. 18862, U. S. National Museum, collected at Wood's Holl, Massachusetts, 1876, by Vinal N. Edwards.	
179. The Striped Mullet, <i>Mugil albula</i> L	449
Drawing by H. L. Todd, from No. 24456, U. S. National Museum, collected at Wood's Holl, Massachusetts, December 15, 1879, by Vinal N. Edwards.	
The White Mullet, <i>Mugil brasiliensis</i> Agass	449
Drawn by Miss M. Smith, from No. 21498, U. S. National Museum, collected at Pensacola, Florida, 1878, by Silas Stearns.	
180. The Sand Smelt or Silversides, <i>Menidia notata</i> (Mitch.) J. and G.	456
Drawing by H. L. Todd, from specimen in U. S. National Museum, collected at Noank, Connecticut, by U. S. Fish Commission.	
The California "Smelt" or Pescadillo, <i>Atherinopsis californiensis</i> Girard	457
Drawing by H. L. Todd, from No. 26764, U. S. National Museum, collected at San Diego, California, 1880, by Professor D. S. Jordan.	
181. The Two-spined Stickle-back, <i>Gasterosteus aculeatus</i> L.	457
Drawing by H. L. Todd, from No. 20875, U. S. National Museum, collected at Wood's Holl, Massachusetts, December 3, 1877, by Vinal N. Edwards.	
The Silver Gar-fish, <i>Tylosurus longirostris</i> (Mitch.) J. and G.	458
Drawing by H. L. Todd, from specimens in National Museum.	
The Skipper or Saury, <i>Scomberesox saurus</i> (Walb.) Fleming	460
Drawing by H. L. Todd, from No. 19853, U. S. National Museum, collected at Wood's Holl, Massachusetts, November 3, 1875, by Vinal N. Edwards.	
182. The Half Beak, <i>Hemiramphus unifasciatus</i> Ranzani	461
Drawing by H. L. Todd, from No. 16944, U. S. National Museum, collected in Chesapeake Bay, August, 1876, by Otto Luggier.	
The California Flying-fish, <i>Exocoetus californiensis</i> Cooper	459
Drawing by H. L. Todd, from No. 26907, U. S. National Museum, collector at Santa Barbara, California, 1880, by Jordan and Gilbert.	
183. The Pike, <i>Esox lucius</i> L.	461
Drawing by H. L. Todd, from No. 9289, U. S. National Museum, collected at Ecorse, Michigan, by George Clark.	
The Pickerel or Federation Pike, <i>Esox reticulatus</i> Le Sueur	464
Drawing by H. L. Todd, from No. 20381, U. S. National Museum.	
184. The Western Brook Pickerel, <i>Esox umbrosus</i> Kirtland	464
Drawing by H. L. Todd, from No. 20708, U. S. National Museum, collected by E. G. Blackford.	
The Muskellunge, <i>Esox nobilior</i> Thompson	464
Drawing by H. L. Todd, from No. 10607, U. S. National Museum, collected at Ecorse, Michigan, by George Clark.	
185. The Mummichog, <i>Fundulus majalis</i> (Walb.) Gthr. (Female)	466
Drawing H. L. Todd, from No. 13788, U. S. National Museum, collected at Wood's Holl, Massachusetts, September 15, 1871, by U. S. Fish Commission.	
The Blackfish of Alaska, <i>Dallia pectoralis</i> Bean	466
Drawing by H. L. Todd, from 23498 A, U. S. National Museum, collected at Saint Michaels, Alaska, February, 1877, by L. M. Turner.	
186. The Atlantic Salmon, <i>Salmo salar</i> L	468
Drawing by H. L. Todd, from specimen in the U. S. National Museum, taken in the Delaware River.	
The Quinntat or California Salmon, <i>Oncorhynchus chouicha</i> (Walb.) J. and G.	479
Drawing by H. L. Todd, from No. 24671, U. S. National Museum, collected at Necah Bay, December, 1879, by James G. Swan.	
187. The Steel Head, <i>Salmo Gairdneri</i> Richardson	474
Drawing by H. L. Todd, from No. 27218, U. S. National Museum, collected at Columbia River, 1880, by Professor D. S. Jordan.	
The Rainbow Trout, <i>Salmo irideus</i> Gibbons	475
Drawing by H. L. Todd, from No. 29093, U. S. National Museum, collected at McCloud River, California, 1881, by Livingston Stone.	
188. The Black-spotted Trout, <i>Salmo purpuratus</i> Pallas	475
Drawing by H. L. Todd, from No. 27905, U. S. National Museum, collected at Sitka, Alaska, 1870, by L. A. Beardsley.	

	Page.
The Kayko or Dog Salmon, <i>Oncorhynchus keta</i> (Walb.) Gill and Jordan	476
Drawing by H. L. Todd, from No. 27617, U. S. National Museum, collected at Fort Alexander, Cook's Inlet, Alaska, July 4, 1880, by J. Cohen.	
189. The Gorbusha or Hump-backed Salmon, <i>Oncorhynchus gorbusha</i> (Walb.) Gill and Jordan	476
Drawing by H. L. Todd, from No. 27743, U. S. National Museum, collected at Cook's Inlet, Alaska, July 6, 1880, by Dr. T. H. Bean.	
The Kisutch or Silver Salmon, <i>Oncorhynchus kisutch</i> (Walb.) J. and G.	477
Drawing by H. L. Todd, from No. 27712, U. S. National Museum, collected at Iliuliuk, Unalashka, October 12, 1880, by Dr. T. H. Bean.	
190. The Krasnaya Ryba, Red-fish of Idaho, or Blue Back Salmon, <i>Oncorhynchus nerka</i> (Walb.) Gill and Jordan	477
(Hook-jawed Male.) (Female) Drawings by H. L. Todd, from specimens in U. S. National Museum, collected by Captain C. Bendire, U. S. N., in the Wallowa River, Idaho.	
191. The Krasnaya Ryba or Blue Back Salmon, <i>Oncorhynchus nerka</i> (Walb.) J. and G.	477
Drawing by H. L. Todd, from fresh run male, sent to U. S. National Museum from the Columbia River, April, 1884, by A. Booth, esq.	
The Namaycush or Lake Trout, <i>Salvelinus namaycush</i> (Walb.) Goode	485
Drawing by H. L. Todd, from No. 17012, U. S. National Museum, collected at Raquette Lake, New York, February 23, 1877, by Verplanck Colvin.	
192. The Speckled Trout, <i>Salvelinus fontinalis</i> (Mitch.) Gill and Jordan	497
Drawing by H. L. Todd, from No. 28651, U. S. National Museum, obtained in New York Market, July, 1881, by E. G. Blackford.	
193. The Oquassa Trout, <i>Salvelinus oquassa</i> (Grd.) Gill and Jordan	503
Drawing by H. L. Todd, from No. 20688, U. S. National Museum, collected at Oquassoc Lake, New York, November 9, 1877, by E. G. Blackford.	
The Malma or Dolly Varden Trout, <i>Salvelinus malma</i> (Walb.) J. and G.	504
Drawing by H. L. Todd, from No. 27740, U. S. National Museum, collected at Port Chatham, Cook's Inlet, Alaska, 1880, by Dr. T. H. Bean.	
194. The Grayling, <i>Thymallus tricolor</i> Cope	505
Drawing by H. L. Todd, from No. 31115, U. S. National Museum, obtained from Au Sable River, Michigan, by J. W. Milner.	
195. The Alaska Grayling, <i>Thymallus signifer</i> Richardson	505
Drawing by H. L. Todd, from No. 3333, U. S. National Museum, collected at Port Simpson, June, 1860, by E. R. Ross.	
196. The Whitefish, <i>Coregonus clupeiformis</i> (Mitch.) Milner	507
Drawing by H. L. Todd, from No. 10300, U. S. National Museum, collected at Ecorse, Michigan, by George Clark.	
197. The Cisco or Lake Herring, <i>Coregonus Artedi</i> Lesneur	541
Drawing by H. L. Todd, from No. 33958, U. S. National Museum, collected at Neer Field Bay, Wisconsin, by J. W. Milner	
The Moon-eye or Cisco, of Lake Michigan, <i>Coregonus Hoyi</i> (Gill) Jordan	541
Drawing by H. L. Todd, from No. 32162, U. S. National Museum, collected at Seneca Lake, New York, June, 1878, by Professor H. L. Smith	
198. The Alaska Whitefish, <i>Coregonus Merki</i> Gthr.	0
Drawing by H. L. Todd, from No. 27698, U. S. National Museum, collected at Alaska, 1880, by U. S. Steamer Corwin.	
The Lauretta White-fish, <i>Coregonus Lauretta</i> Bean	0
Drawing by H. L. Todd, from No. 27695, U. S. National Museum, collected at Point Barrow, Alaska, July, 1880, by U. S. Steamer Corwin.	
199. The Eastern Smelt, <i>Osmerus mordax</i> (Mitch.) Gill	543
Drawing by H. L. Todd, from No. 21435, U. S. National Museum, collected at Wood's Holl, Massachusetts, 1878, by Vinal N. Edwards.	
The Alaska Smelt, <i>Osmerus dentex</i> Steindachner	544
Drawing by H. L. Todd, from No. 27914, U. S. National Museum, collected at Port Clarence, Alaska, 1880, by Dr. T. H. Bean.	
200. The Alaska Surf Smelt, <i>Hypomesus olidus</i> (Pallas) Gthr.	544
Drawing by H. L. Todd, from No. 23973, U. S. National Museum, collected at Saint Michaels, Alaska, May 20, 1877, by M. L. Turner.	
The California Surf Smelt, <i>Hypomesus pretiosus</i> (Grd.) Gill	544
Drawing by H. L. Todd, from No. 27995, U. S. National Museum, collected at Yakutat Bay, Alaska, 1880, by Dr. T. H. Bean.	
201. The Capelin, <i>Mallotus villosus</i> (Muller) Cuv.	544
Drawing by H. L. Todd, from No. 3418, U. S. National Museum, collected at Grosswater Bay, by Dr. E. Cones.	
The Eulachon, <i>Thaleichthys pacificus</i> (Rich.) Girard	547
Drawing by H. L. Todd, from No. 28001, U. S. National Museum, collected at Chilkat River, Alaska, June, 1880, by Marcus Baker.	
202. The Hand Saw fish, <i>Alepidosaurus ferox</i> Lowe	547
Drawing by H. L. Todd, from No. 18028, U. S. National Museum, collected at Saint Augustine, Florida, 1877, by Dr. Jane-way, U. S. N.	

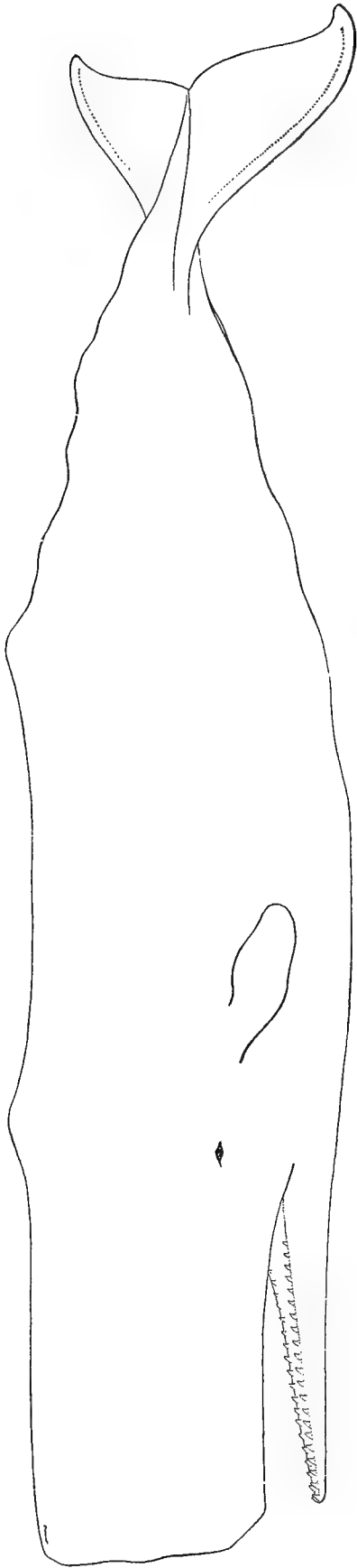
	Page.
Baird's Alepocephalus, <i>Alepocephalus Bairdii</i> Goode & Bean.....	548
Drawing by H. L. Todd, from No. 22468, U. S. National Museum, collected on Grand Bank, by Christian Johnson, Schr. William Thompson.	
203. Müller's Scopelus, <i>Scopelus Mülleri</i> (Gmel.) Collett	547
Drawing by H. L. Todd, from No. 20943, U. S. National Museum, collected by F. Mather.	
The Snake fish, <i>Trachinocephalus myops</i> (Forster) Gill	548
Drawing by L. H. Todd, from No. 16351, U. S. National Museum, collected at Wood's Holl, 1876, by Vinal N. Edwards.	
204. The Herring, <i>Clupea harengus</i> L.	549
Drawing by H. L. Todd, from No. 16667, U. S. National Museum, collected at Washington market, June, 1875, by J. H. Richards.	
The California Herring, <i>Clupea mirabilis</i> Girard	568
Drawing by H. L. Todd, from No. 24865, U. S. National Museum, collected at San Diego, California, January, 1880, by Jordan & Gilbert.	
205. The Menhaden or Mossbunker, <i>Brevoortia tyrannus</i> (Latreille) Goode	569
Drawing by H. L. Todd, from No. 26666, U. S. National Museum, collected at Wood's Holl, October 18, 1877, by Vinal N. Edwards.	
206. The Gulf Menhaden, <i>Brevoortia patronus</i> Goode	575
Drawing by H. L. Todd, from No. 892 A, U. S. National Museum, collected at Brazos, Santiago, Texas, by Captain Van Vleet.	
207. The Branch Herring (Female), <i>Clupea vernalis</i> Mitchill	579
Drawing by H. L. Todd, from No. 27197, U. S. National Museum, obtained from Potomac River, March 29, 1880, by U. S. Fish Commission.	
208. The Branch Herring (Male), <i>Clupea vernalis</i> Mitchill	579
Drawing by H. L. Todd, from No. 25196, U. S. National Museum, obtained from Potomac River, March 27, 1880, by U. S. Fish Commission.	
209. The Glut or Summer Herring (Male), <i>Clupea æstivalis</i> Mitchill	580
Drawing by H. L. Todd, from No. 32639, U. S. National Museum, obtained from the Washington market, April, 1883, by H. L. Todd.	
210. The Glut Herring (Female), <i>Clupea æstivalis</i> Mitchill	580
Drawing by H. L. Todd from No. 32640, U. S. National Museum, obtained at Washington Market, April 21, 1883, by H. L. Todd.	
211. The Inland Alewife or Skipjack, <i>Clupea chrysochloris</i> (Raf.) J. & G	594
Drawing by H. L. Todd, from No. 30159, U. S. National Museum, collected at Pensacola, Florida, by Silas Stearns.	
212. The Shad, <i>Clupea sapidissima</i> Wilson (Male)	594
Drawing by H. L. Todd from No. 25098 U. S. National Museum, collected at Norfolk, Virginia, March 12, 1880, by U. S. Fish Commission.	
213. The Shad, <i>Clupea sapidissima</i> Wilson (Female)	594
Drawing by H. L. Todd, from No. 25095, U. S. National Museum, collected at Norfolk, Virginia, March 10, 1880, by U. S. Fish Commission.	
214. Map of the River Basins of the Atlantic Slope. By Col. M. MacDonald	598
215. Diagram illustrating the influence of Hydro-Thermals in determining the direction, and limiting the range of the migrations of the Shad and Herring (Alewives). By Col. M. MacDonald	600
216. The Hickory Shad or Mattowacca, <i>Clupea mediocris</i> Mitch	607
Male. Drawing by H. L. Todd, from No. 25148, U. S. National Museum, obtained from Potomac River, March 19, 1880, by H. L. Todd.	
(Female.) Drawing by H. L. Todd, from No. 25132, U. S. National Museum, collected at Potomac River, March, 1880, by Dr. T. H. Bean.	
217. The Mud Shad or Gizzard Shad, <i>Dorosoma Cepedianum</i> (Le S.) Gill	610
Drawing by H. L. Todd, from No. 20034, U. S. National Museum, collected at Cumberland River, Tennessee, May, 1877, by Mr. A. Winchell.	
The Tarpum or Grand-Ecaille, <i>Megalops thrissoides</i> (Schn.) Gthr	610
Drawing by H. L. Todd, from No. 14924, U. S. National Museum, collected at New Jersey, 1874 by E. G. Blackford.	
218. The Big-eyed Herring, <i>Elops saurus</i> L.	611
Drawing by H. L. Todd, from specimen in U. S. National Museum, from Massachusetts.	
The Anchovy, <i>Engraulis vittatus</i> Mitchill	611
Drawing by H. L. Todd, from No. 14087, U. S. National Museum, collected at Noank, Connecticut, September 21, 1874, by U. S. Fish Commission.	
The Lady-fish or Bone fish, <i>Albula vulpes</i> (L.) Goode	612
Drawing by H. L. Todd, from No. 25962, U. S. National Museum, collected three miles southeast of Eastern Point, Newport, Rhode Island, August 11, 1880, by Captain Rockliff, U. S. Fish Commission.	
219. The Moon-eye, <i>Hypodon tergisus</i> Le Sueur	612
Drawing by H. L. Todd, from No. 8710, U. S. National Museum, collected at Ecorse, Michigan, February, 1872, by George Clark.	
220. The Chub Sucker, <i>Erimyzon sucetta</i> (Lac.) Jordan	614
Drawing by H. L. Todd, from No. 27867, U. S. National Museum, collected at Nippersink Lake, Illinois, by Professor S. A. Forbes.	

	Page.
221. Goode's Sucker, <i>Erimyzon Goodei</i> Jordan	614
Drawing by Miss M. Smith, from No. 25539, U. S. National Museum, collected at Ogechee Ponds, near Savannah, Georgia, March 6, 1880, by Colonel M. McDonald.	
222. The Red Horse, <i>Moxostoma macrolepidotum</i> (Le S.) Jordan	614
Drawing by H. L. Todd, from No. 9393, U. S. National Museum, collected at Ecorse, Michigan, February, 1872, by George Clark.	
The Carp Mullet, <i>Moxostoma carpio</i> (Val.) Jordan	614
Drawing by H. L. Todd, from No. 10793, U. S. National Museum, collected at Cincinnati, Ohio, by J. W. Milner.	
223. The Montana Sucker, <i>Catostomus retropinnis</i> Jordan	615
The Brook Sucker or Common Sucker, <i>Catostomus Commersoni</i> (Lac.) Jordan	615
Drawing by H. L. Todd, from No. 10548, U. S. National Museum, collected at Ecorse, Michigan, by J. W. Milner.	
224. The Black Horse, <i>Cycleptus elongatus</i> (Le S.) Ag	615
Drawing by H. L. Todd, from No. 10790, U. S. National Museum, collected at Cincinnati, Ohio, by J. W. Milner.	
225. The Quill-back, <i>Carpiodes cyprinus</i> (Le S.) Ag	615
Drawing by H. L. Todd, from No. 33073, U. S. National Museum, collected at Havre de Grace, Maryland, June, 1882, by Dr. T. H. Bean.	
226. The Red Mouth Buffalo-fish, <i>Ictiobus bubalus</i> (Raf.) Ag	615
Drawing by H. L. Todd, from No. 20774, U. S. National Museum, collected at Normal, Illinois, 1877, by Professor S. A. Forbes.	
227. The Golden Shiner or Bream, <i>Notemigonus chrysoleucus</i> (Mitch.) Jordan	616
Drawing by H. L. Todd, from No. 20243, U. S. National Museum, collected at Hackensack River, 1875, by Professor S. F. Baird.	
The Sacramento "Pike," <i>Ptychochilus oregonensis</i> (Rich.) Grd.	616
Drawing by H. L. Todd, from No. 27291, U. S. National Museum, collected at Columbia River, 1880, by Professor D. S. Jordan.	
228. The Fall-fish or Silver Chub, <i>Semotilus bullaris</i> (Raf.) Jordan	616
Drawing by H. L. Todd, from No. 13359, U. S. National Museum, collected at Bainbridge, Pennsylvania, May, 1875, by Dr. T. H. Bean.	
The Horn Dace, <i>Semotilus corporalis</i> (Mitch.) Putnam	617
Drawing by H. L. Todd, from No. 19163, U. S. National Museum, collected at Aux Plains River by R. Kennicott.	
229. The Horny Head or River Chub, <i>Ceratichthys biguttatus</i> (Kirtland) Girard	617
Drawing by H. L. Todd, from No. 10369, U. S. National Museum, collected at Bainbridge, Pennsylvania, 1875, by Dr. T. H. Bean.	
The Orthodon Chub, <i>Orthodon microlepidotus</i> (Ayres) Girard	617
Drawing by H. L. Todd, from No. 27139, U. S. National Museum, collected at Sacramento River, California, 1880, by Jordan and Gilbert.	
230. The Leather Carp, <i>Cyprinus carpio</i> L. (var. <i>coriaceus</i>)	618
Drawing by H. L. Todd, from No. 25217, U. S. National Museum, collected at the Carp Ponds, Washington, D. C., April 26, 1880, by U. S. Fish Commission.	
231. The Gold Fish, <i>Carassius auratus</i> (L.) Bleeker	0
Drawing by H. L. Todd, from No. 22107, U. S. National Museum, collected at Carp Ponds, Washington, D. C., January 24, 1878, by William Palmer.	
232. The Channel Catfish of the Potomac, <i>Ictalurus albidus</i> (Le S.) J. & G	628
Drawing by H. L. Todd, from No. 20925, U. S. National Museum, collected at Potomac River, 1877, by Professor D. S. Jordan.	
233. The Bull-Head, <i>Amiurus melas</i> (Raf.) Jord. & Copeland	628
Drawing by H. L. Todd, from No. 1497, U. S. National Museum, collected at Aux Plains River by R. Kennicott.	
The Bull-Head or Catfish, <i>Amiurus catus</i> (L.) Gill	628
Drawing by H. L. Todd, from No. 33075, U. S. National Museum, collected at Havre de Grace, Maryland, June, 1882, by Dr. T. H. Bean.	
234. The Bull-Head, <i>Amiurus vulgaris</i> (Thompson) Nelson	628
Drawing by H. L. Todd, from No. 31946, U. S. National Museum, collected at Winnepeg, Manitoba, 1883, by Historical and Scientific Society.	
235. The Gaff Topsail Catfish, <i>Aelurichthys marinus</i> (Mitch.) B. & G	628
Drawing by H. L. Todd, from No. 10422, U. S. National Museum, collected at Wood's Holl, Massachusetts, 1871, by Professor S. F. Baird.	
236. The Salt Water Catfish, <i>Arius felis</i> (L.) J. & G	629
Drawing by H. L. Todd, from No. 21437, U. S. National Museum, collected at Pensacola, Florida, 1878, by Silas Stearns.	
237. The Spotted Moray, <i>Gymnothorax moringa</i> (Cuv.) Goode & Bean	629
Drawing by H. L. Todd, from No. 6994, U. S. National Museum, collected at Garden Key, Florida.	
238. The Spiny-back Eel, <i>Ptilichthys Goodei</i> Bean	0
Drawing by H. L. Todd, from No. 26619, U. S. National Museum, collected at Iliulink, Alaska, July 28, 1880, by Dall & Bean.	

	Page.
239. The Common Eel, <i>Anguilla vulgaris</i> Turton	630
Drawing by H. L. Todd, from No. 20470, U. S. National Museum, collected at Holyoke, Massachusetts, 1876, by U. S. Fish Commission.	
240. The Conger Sea Eel, <i>Leptocephalus conger</i> (L.) J. & G	656
Drawing by H. L. Todd, from No. 16027, U. S. National Museum, collected at Noank, Connecticut, October 10, 1874, by J. H. Latham.	
241. The Bowfin or Mudfish, <i>Amia calva</i> L.	659
Drawing by H. L. Todd, from No. 6702, U. S. National Museum.	
The Short-nosed Gar Pike, <i>Lepidosteus platystomus</i> Raf	664
Drawing by H. L. Todd, from No. 3241, U. S. National Museum, collected at Cleveland, Ohio, by Professor S. F. Baird.	
242. The Paddle-fish, <i>Polyodon spatula</i> (Walb.) J. & G.	660
Under view. Drawing by H. L. Todd, from No. 12235, U. S. National Museum, collected at Cincinnati, Ohio, by J. W. Milner.	
Side view. Drawing by H. L. Todd, from No. 12235, U. S. National Museum, collected at Cincinnati, Ohio, by J. W. Milner.	
243. The Common Sturgeon, <i>Acipenser sturio</i> L. (= <i>A. oxyrhynchus</i>)	660
Drawing by H. L. Todd, from No. 22495, U. S. National Museum, collected in Potomac River by William Woltz.	
The Short-nosed Sturgeon, <i>Acipenser brevirostris</i> Le Sueur	660
Drawn from a photograph of a specimen collected at Wood's Holl, Massachusetts, 1871.	
244. The Lake Sturgeon, <i>Acipenser rubicundus</i> Le Sueur	661
Drawing by H. L. Todd, from No. 10252, U. S. National Museum, collected at Ecorse, Michigan, by J. W. Milner.	
The Shovel-nose Sturgeon, <i>Scaphirhynchops platyrhynchus</i> (Raf.) Gill	663
Drawing by H. L. Todd, from No. 22159, U. S. National Museum, collected at Mount Carmel, Illinois, 1878, by Robert Ridgway.	
245. The Southern Sting Ray, <i>Trygon sabina</i> Le Sueur	665
Drawing by H. L. Todd, from No. 31043, U. S. National Museum, collected at Galveston, Texas, by Professor D. S. Jordan.	
246. The Barn-door Skate, <i>Raia laevis</i> Mitchell	667
Drawing by H. L. Todd, from No. 21577, U. S. National Museum, collected at Gloucester, Massachusetts, October, 1878, by U. S. Fish Commission.	
247. The Torpedo, <i>Torpedo occidentalis</i> Storer	667
Drawing by H. L. Todd, from cast of specimen in U. S. National Museum, collected at Wood's Holl, Massachusetts, 1871, by U. S. Fish Commission.	
248. The Sawfish, <i>Pristis pectinatus</i> Latham	668
(Side view.) Drawing by H. L. Todd, from No. 30678, U. S. National Museum, collected at Pensacola, Florida, by Silas Stearns.	
(Under view.) Drawing by H. L. Todd, from No. 30678, U. S. National Museum, collected at Pensacola, Florida, by Silas Stearns.	
249. The Basking Shark or Bone Shark, <i>Cetorhinus maximus</i> (L.) Blainville	668
Copied by H. L. Todd, from Plate 6, Annales du Musee d'Histoire Naturelle, Vol. 18.	
The Mackerel Shark, <i>Lamna cornubica</i> (Gmel.) Fleming	670
Drawing by H. L. Todd, from No. 27368, U. S. National Museum, collected at Santa Cruz, California, 1880, by Jordan & Gilbert.	
250. The Thrasher Shark, <i>Alopias vulpes</i> (Gmel.) Bonap	672
Drawing by H. L. Todd, from No. 25962, U. S. National Museum, collected at Eastern Point, Newport, Rhode Island, August 11, 1880, by Captain Rockliff.	
The Horned Dogfish, <i>Squalus acanthias</i> L.	673
Drawing by H. L. Todd, from No. 22316, U. S. National Museum, collected at Gloucester, Massachusetts, 1878, by U. S. Fish Commission.	
The Tope, or Oil Shark, <i>Galeorhinus galeus</i> (L.) Blainville	676
Drawing by H. L. Todd, from No. 26973, U. S. National Museum, collected at Monterey, California, 1880, by Jordan & Gilbert.	
251. The Sea Lamprey, <i>Petromyzon marinus</i> L.	677
Drawing by H. L. Todd, from No. 10654, U. S. National Museum, collected at Wood's Holl, Massachusetts, by Vinal N. Edwards.	
The Alaska Brook Lamprey, <i>Ammocetes aureus</i> Bean	0
Drawing by H. L. Todd, from No. 21324, U. S. National Museum, collected at Yukon River, Alaska, by L. M. Turner.	
252. The Slime Eel or Hag, <i>Myxine glutinosa</i> L.	681
Drawing by H. L. Todd, from No. 23466, U. S. National Museum, collected at sea, by Captain R. L. Morrison.	
253. The Short-finned Squid, <i>Ommastrephes illecebrosus</i> (Le S.) Verrill	687
Drawing of young male from Provincetown, Massachusetts.	
The Giant Squid, <i>Architeuthis princeps</i> Verrill	687
Drawing by Professor A. E. Verrill, from specimen obtained at Fortune Bay, Newfoundland, December, 1874.	
Common Squid, <i>Loligo Fealei</i> (Le S.)	687
Drawing of female from Vineyard Sound, Massachusetts.	

	Page.
254. Sea Snails, Periwinkles, Drills, and Borers	693
FIG. 1. <i>Lunatia heros</i> . See Report U. S. Fish Commission. Part I, p. 700.	
FIG. 2. <i>Purpura lapillus</i> . See Report U. S. Fish Commission. Part I, p. 698.	
FIG. 3. <i>Purpura lapillus</i> , banded variety.	
FIG. 4. <i>Neverita duplicata</i> . See Report U. S. Fish Commission. Part I, p. 700.	
FIG. 5. <i>Ilyanassa obsoleta</i> . See Report U. S. Fish Commission. Part I, p. 696.	
FIG. 6. <i>Tritia trivittata</i> .	
FIG. 7. The Whelk, <i>Buccinum undatum</i> . See Report U. S. Fish Commission. Part I, p. 699.	
FIG. 8. The Periwinkle, <i>Fulger carica</i> . See Report U. S. Fish Commission. Part I, p. 694.	
FIG. 9. <i>Astyris zonalis</i> .	
FIG. 10. <i>Astyris lunata</i> .	
FIG. 11. <i>Rissoa aculeatus</i> .	
FIG. 12. The Drill or Borer, <i>Urosalpinx cinerea</i> , p. 697.	
255. Various species of clams	703
FIG. 1. <i>Angulus tener</i> .	
Animal reduced one-half. See Report U. S. Fish Commission. Part I, p. 677.	
FIG. 2. The Long Clam, Soft Clam, or Manninose, <i>Mya arenaria</i> .	
With animal in extension, reduced to one-half the natural size.	
FIG. 3. <i>Tagelus gibbus</i> .	
With animal, the siphon not fully extended. One-half natural size. See Report U. S. Fish Commission. Part I, p. 675.	
FIG. 4. The Razor Clam, <i>Ensatella americana</i> . See Report U. S. Fish Commission. Part I, p. 707.	
With animal extended. One-half natural size.	
FIG. 5. Shows some of the terminal papillæ enlarged.	
FIG. 6. The Razor Clam, <i>Ensatella americana</i> .	
Shell. Natural size.	
FIG. 7. The Ship Worm, <i>Teredo navalis</i> .	
Enlarged two diameters.	
FIG. 8. The Scallop, <i>Pecten irradians</i> . See Report U. S. Fish Commission. Part I, p. 709.	
Natural size.	
FIG. 9. The Bloody Clam, <i>Argina pexata</i> .	
Natural size.	
256. Various species of clams	703
FIG. 1. The Quahaug or Little-necked Clam, <i>Venus mercenaria</i> .	
Natural size.	
FIG. 2. The Quahaug of Puget Sound, <i>Saxidomus Nuttalli</i> .	
Natural size of large specimen. Drawn by J. H. Emerton.	
FIG. 3. The Gaper Clam of the West Coast, <i>Schizothærus Nuttalli</i> (Conrad).	
(I.) Specimen of ordinary size, reduced about one-fourth in length. The siphons are somewhat contracted; the foot (F) expands about as usual.	
(II.) Outline of the left valve of a larger specimen, reduced to the same extent. Drawn from nature by R. E. C. Stearns.	
257. The Geoduck, or Giant Clam of the Pacific, <i>Glycymeris generosa</i>	708
Natural size; specimens with siphons partly contracted; weight when alive, 6½ pounds. Drawn by R. E. C. Stearns.	
258. Mussels and Sea Clams	709
FIG. 1. The Beach Clam or Hen Clam, <i>Spisula solidissima</i> . See Report U. S. Fish Commission. Part I, p. 703.	
Natural size.	
FIG. 2. The Sea Clam, <i>Cyprina islandica</i> .	
Natural size.	
FIG. 3. The Black Mussel, <i>Mytilus edulis</i> . See Report U. S. Fish Commission. Part I, p. 709.	
FIG. 4. The Black Horse Mussel, <i>Modiola nigra</i> .	
FIG. 5. The Rough Mussel, <i>Modiola plicatula</i> . See Report U. S. Fish Commission. Part I, p. 709.	
FIG. 6. The Horse Mussel, <i>Modiola modiolus</i> . See Report U. S. Fish Commission. Part I, p. 709.	
259. The anatomy of the oyster. (See opposite page for full explanation).....	711
260. FIG. 1. The Rock Crab, <i>Cancer irroratus</i> Say; male one-half natural size	766
FIG. 2. Zoëa of the same, in the last stage before it changes to the megalops condition; lateral view, enlarged seventeen diameters.	
FIG. 3. Megalops stage of the same, just after the change from the zoëa condition; dorsal view, enlarged thirteen diameters.	
FIG. 4. The Jonah Crab, <i>Cancer borealis</i> Stimpson; male, two-thirds natural size.....	769
FIGS. 5, 6. Terminal joints of the big claws of the same, viewed from the outer side, natural size.	
Drawings by J. H. Emerton.	
261. The Common Crab of the Pacific Coast, <i>Cancer magister</i> Dana; male, somewhat smaller than natural size..	770
Drawing by H. L. Todd, from No. 2553, U. S. National Museum. California, William Stimpson.	


262. The Red Crab, <i>Cancer productus</i> Randall; male, natural size.....	771
Drawing by H. L. Todd, from No. 2529, U. S. National Museum. San Francisco, California, H. Hemphill.	
263. The California Rock Crab, <i>Cancer antennarius</i> Stimpson; natural size.....	771
Drawing by H. L. Todd, from No. 2033, U. S. National Museum. California, William Stimpson.	
264. The Stone Crab, <i>Menippe mercenarius</i> Gibbes; male, about four-fifths the natural size.....	772
Drawing by H. L. Todd, from specimen obtained at Charleston, South Carolina.	
265. The Green Crab, <i>Carcinus maenas</i> Leach; slightly enlarged.....	774
Drawing by J. H. Emerton, from specimen obtained at Wood's Holl, Massachusetts, 1882.	
266. The Lady Crab, <i>Platyonichus ocellatus</i> Latreille; about one-third larger than natural size.....	774
Drawing by J. H. Emerton, from specimen obtained at Wood's Holl, Massachusetts, 1882.	
267. The Common Edible or Blue Crab <i>Callinectes hastatus</i> Ordway; male, somewhat smaller than natural size.....	775
Drawing by J. H. Emerton, from specimen obtained at Wood's Holl, Massachusetts, 1882.	
268. The Kelp Crab, <i>Epiplatys productus</i> Randall; female, natural size.....	778
Drawing by H. L. Todd, from No. 2139, U. S. National Museum. Pacific coast of the United States, Dr. Suckley.	
269. FIG. 1. The Fiddler Crab, <i>Gelasimus pugilator</i> Latreille; male, slightly enlarged.....	763
FIG. 2. The Oyster Crab, <i>Pinnotheres ostreum</i> Say; male, enlarged four diameters.....	765
FIG. 3. The Mud Crab, <i>Panopeus depressus</i> Smith; male, natural size.....	772
FIGS. 4, 5. The Spider Crabs. Fig. 4, <i>Libinia emarginata</i> Leach; male. Fig. 5, <i>Libinia dubia</i> Edwards; male. Both three-fourths natural size.....	778
FIG. 6. The Sand Bug or Bait Bug, <i>Hippa talpoida</i> Say; enlarged about two diameters.....	779
FIG. 7. The Hermit Crab, <i>Eupagurus bernhardus</i> Brandt; about natural size.....	780
Drawings by J. H. Emerton.	
270. The Spiny Lobster or Rock Lobster, <i>Panulirus interruptus</i> Randall; somewhat smaller than natural size...	780
Drawing by H. L. Todd, from specimen obtained on the coast of California.	
271. The American Lobster, <i>Homarus americanus</i> Edwards; male, much below natural size.....	781
Drawing by J. H. Emerton, from specimen obtained at Eastport, Maine, 1882.	
272. The River Cray-fish, <i>Cambarus affinis</i> Erichson; one and one-half times the natural size.....	812
Drawing by H. L. Todd, from specimen obtained at Havre de Grace, Maryland.	
273. The Southern Shrimp, <i>Penæus setiferus</i> Edwards; about one-fifth larger than natural size.....	821
Drawing by J. H. Emerton, from specimen obtained on the coast of Louisiana.	
274. The Mantis Shrimp, <i>Squilla empusa</i> Say; natural size.....	823
Drawing by H. L. Todd, from No. 3752, U. S. National Museum. Wood's Holl, Massachusetts, V. N. Edwards.	
275. FIG. 1. The Common Shrimp, <i>Crangon vulgaris</i> Fabr.; male, natural size.....	816
FIG. 2. The Common Prawn, <i>Palæmonetes vulgaris</i> Stimpson; male, enlarged one and one-half diameters.	
FIG. 3. The Deep-water Prawn, <i>Pandalus Montagu</i> Leach; slightly smaller than natural size.	
FIG. 4. The Beach-Flea, <i>Orchestia agilis</i> Smith; male, enlarged five diameters.	
FIG. 5. The Scud, <i>Gammarus locusta</i> Gould; male, enlarged two diameters.	
FIG. 6. The Boring Amphipod, <i>Chelura terebrans</i> Phillipi; enlarged about fourteen diameters.	
FIG. 7. The Gribble, <i>Limnoria lignorum</i> White; enlarged ten diameters.	
FIG. 8. The Salve Bug, <i>Æga psora</i> Krøyer; young specimen, enlarged three diameters.	
FIG. 9. The Horse-Shoe Crab, <i>Limulus Polyphemus</i> Latreille; much smaller than natural size.	
Drawings by J. H. Emerton, S. I. Smith, and O. Harger.	
276. Marine Annelids, used as bait.....	832
FIGS. 1, 2, 3. <i>Nereis pelagica</i> Linné. Fig. 1, larger figure, female; smaller, male; natural size. Fig. 2, head. Fig. 3, proboscis, enlarged.	
FIG. 4. <i>Nereis limbata</i> Ehlers; male, anterior part of body, head, and extended proboscis, enlarged.	
FIGS. 5, 6. <i>Diopatra cuprea</i> Claparède. Fig. 5, head and anterior part of body, showing part of the branchiæ, side view. Fig. 6, ventral view, showing the mouth open and jaws thrown back, enlarged.	
FIGS. 7, 8, 9. <i>Clymenella torquata</i> Verrill. Fig. 7, entire animal, side view, natural size. Fig. 8, head and extended proboscis, front view, enlarged. Fig. 9, posterior and caudal segments, dorsal view, enlarged.	
Drawings mostly by J. H. Emerton.	
277. FIG. 1. The Sea-Cucumber, <i>Pentacta frondosa</i> Jæger; much smaller than natural size.....	840
FIG. 2. The Green Sea Urchin, <i>Strongylocentrotus Drübachiensis</i> A. Ag.; side view, much smaller than natural size.	
FIG. 3. The Sand Dollar, <i>Echinarachnius parma</i> Gray; upper surface, with the spines mostly removed, natural size; a, ambulacral zones; b, inter-ambulacral zones.	
FIG. 4. The Star-fish or "Five Finger," <i>Asterias Forbesii</i> Verrill; much smaller than natural size.	
FIGS. 5, 6, 7. The Jelly Fishes. Fig. 5, <i>Zygodactyla Grænländica</i> Agassiz; profile view, one-half natural size. Fig. 6, <i>Aurelia flavidula</i> Peron and Le Sueur; dorsal view, about one-fourth natural size. Fig. 7, <i>Dactylometra quinquecirra</i> Agassiz; lateral view, one-fourth natural size.	



THE SPERM WHALE.

Physeter macrocephalus, L. (p. 7.)

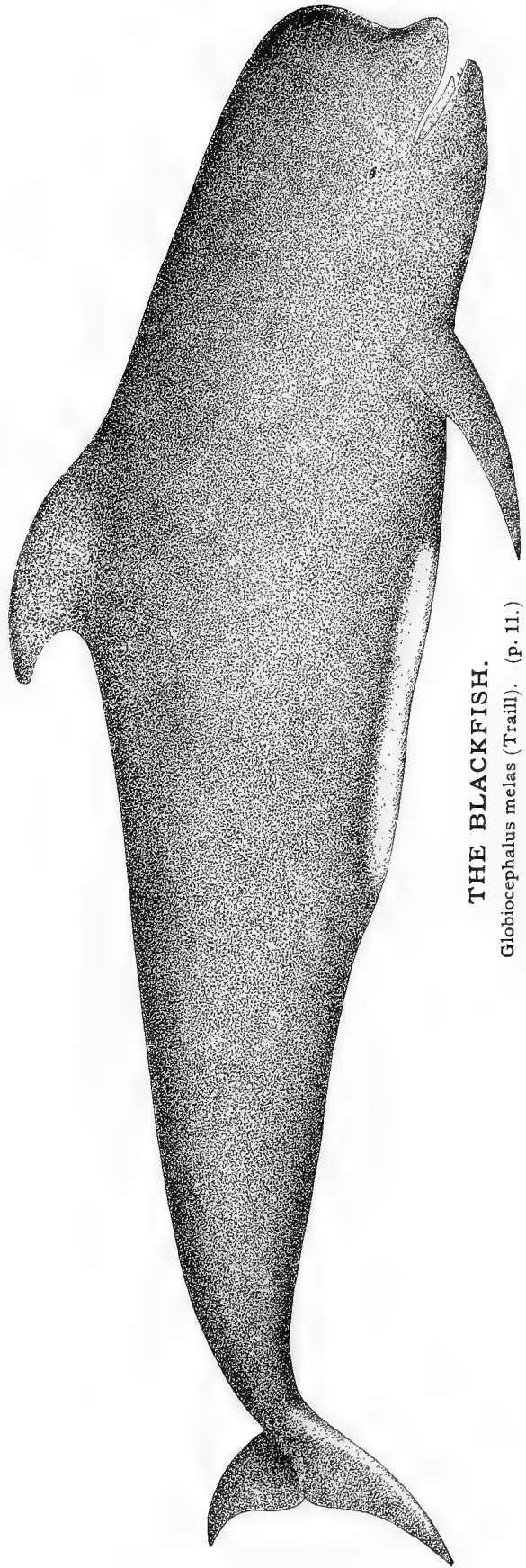
Outline, from Scammon's Marine Mammals of the Northwest Coast, Plate XIV.



THE PYGMY SPERM WHALE.

Kogia Goodii, True. (p. 11.)

Drawing by H. L. Todd, from No. 13738, U. S. National Museum. Stranded at Spring Lake, New Jersey, April 27, 1883.



THE BLACKFISH.

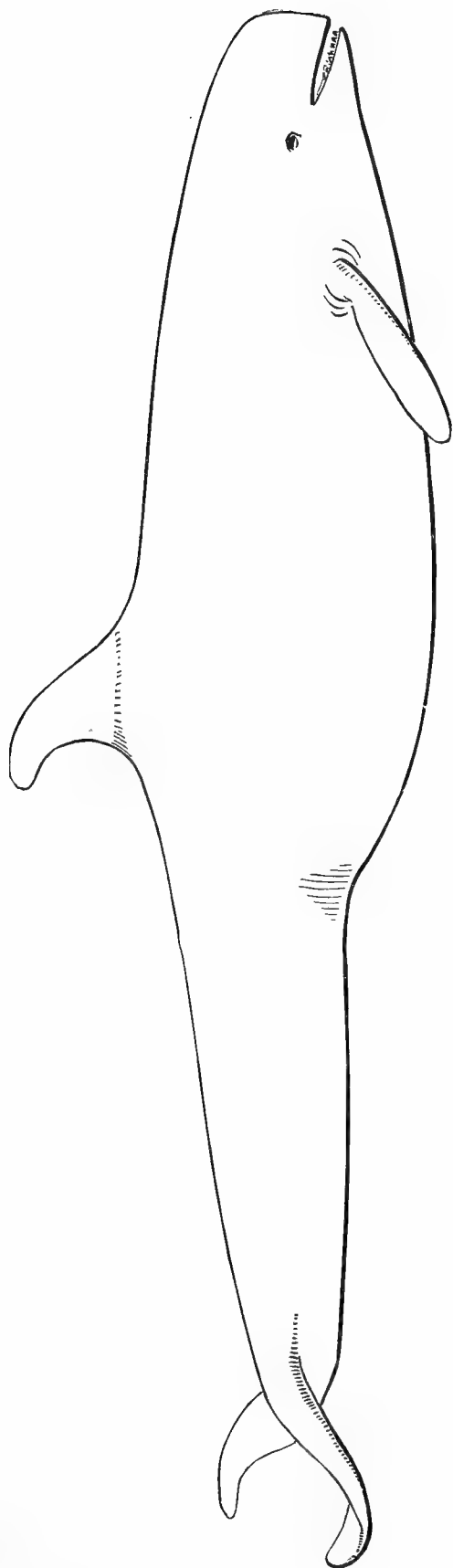
Globiocephalus melas (Traill). (p. 11.)

From Transactions of the Zoological Society of London, Vol. 8, Plate 30.



THE CAPTURE OF A SCHOOL OF BLACKFISH IN CAPE COD BAY.

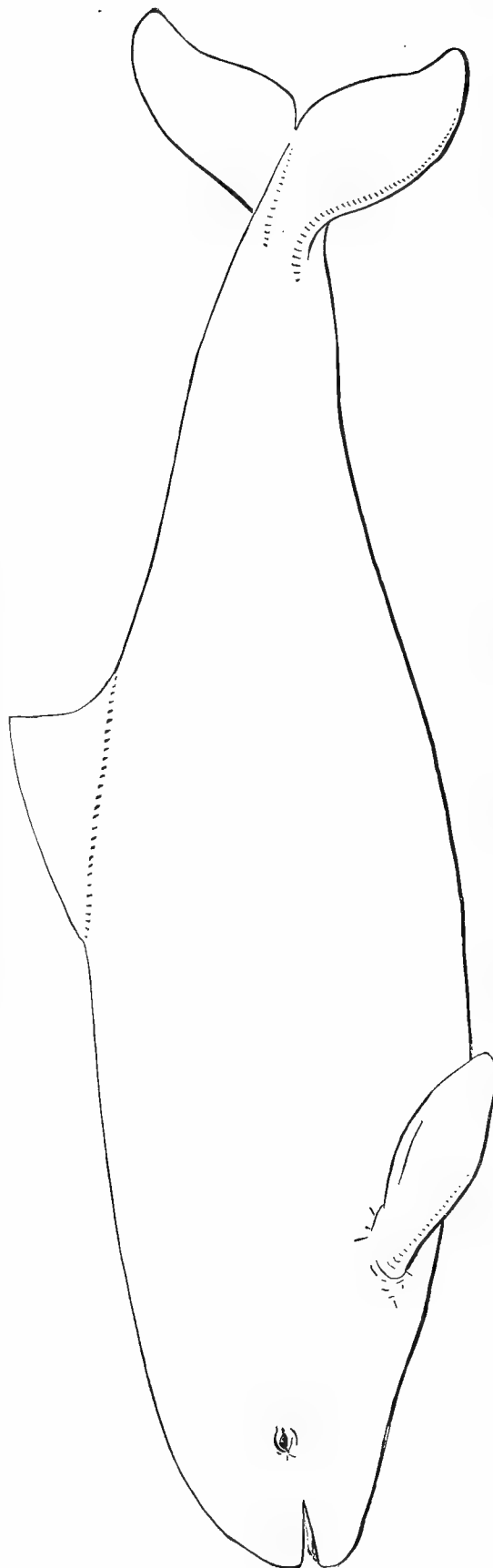
Drawing by Henry W. Elliott, from a sketch by John S. Ryder.



THE COWFISH, OR GRAMPUS.

Grampus griseus (Less.) Gray. (p. 13.)

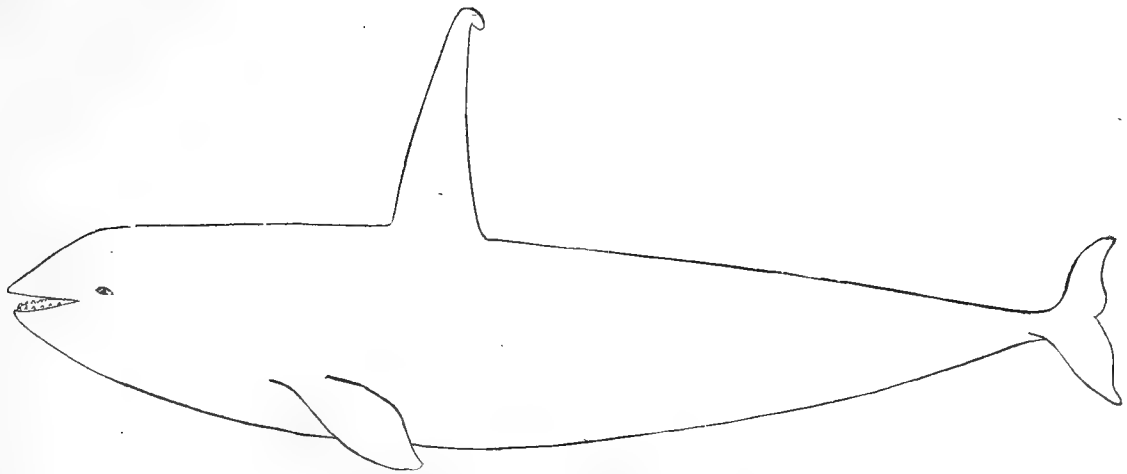
Outline by Henry W. Elliott, from cast No. 12839, U. S. National Museum.



THE HARBOR PORPOISE, OR "HERRING HOG."

Phocoena brachycion, Cope. (p. 14.)

Outline by Henry W. Elliott, from photograph by U. S. Fish Commission.



THE HIGH-FINNED KILLER.

Orca rectipinnis, Cope. (p. 17.)

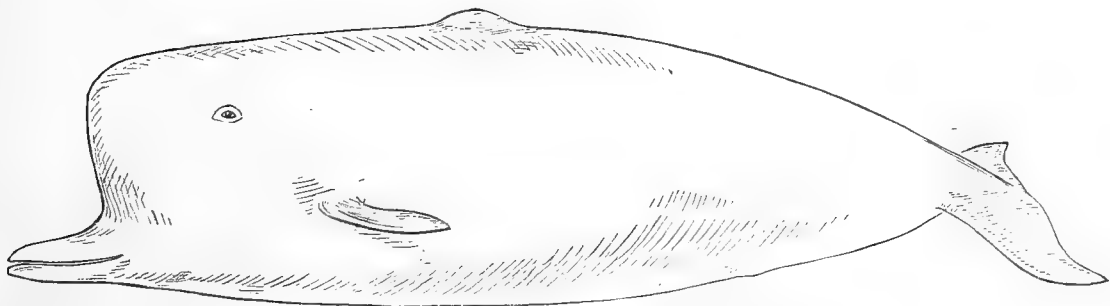
Outline from Scammon's Marine Mammals of the Northwest Coast.



THE SKUNK PORPOISE, OR BAY PORPOISE.

Lagenorhynchus gubernator, Cope (*L. perspicillatus*, Cope). (p. 16.)

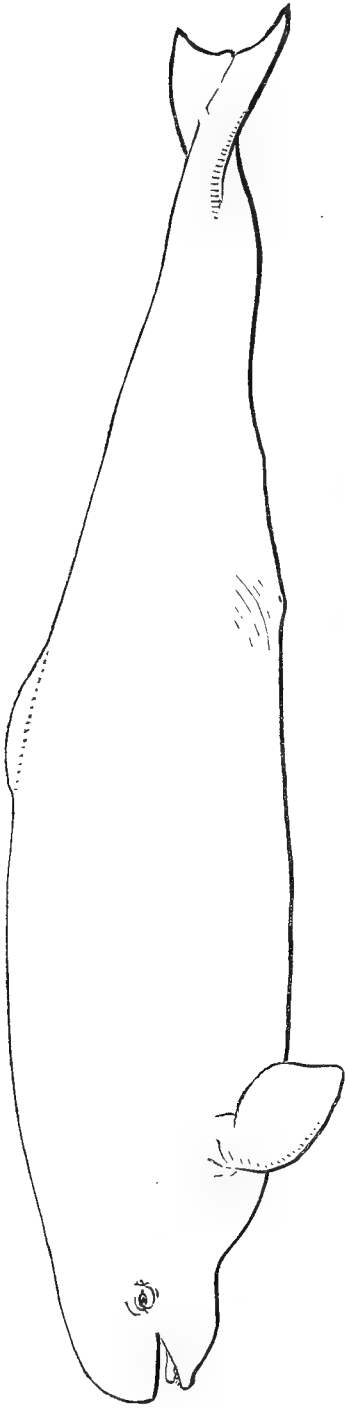
Outline from Proceedings of the Academy of Natural Sciences, Philadelphia, 1876.



THE SPERM WHALE PORPOISE.

Hyperoodon bidens, Owen. (p. 18.)


Sketch by James Henry Blake, 1869, from specimen stranded at North Dennis, Mass.



THE WHITE WHALE, OR BELUGA.

Delphinapterus catodon (L.) Gill. (p. 18.)

Outline by Henry W. Elliott, from cast No. 12490, U. S. National Museum, obtained near Quebec, 1875.



THE NARWHAL.

Monodon monoceros, L. (p. 19.)

Sketch by Henry W. Elliott, adapted from Vogt and Specht's "Saugethiere," p. 236.



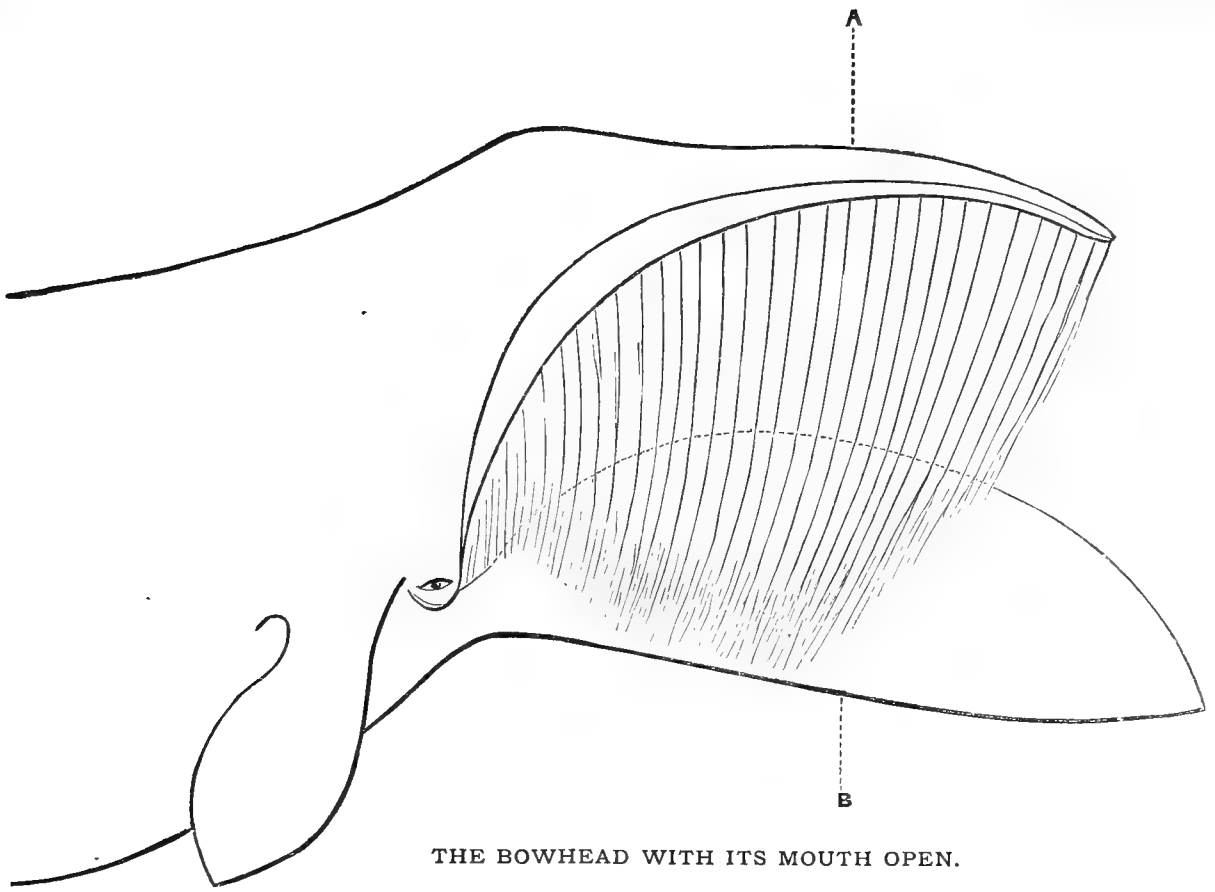
THE BOWHEAD OR ARCTIC WHALE.

Balæna mysticetus, L. (p. 20.)
Outline, from Scammon's Marine Mammals, Plate XI.

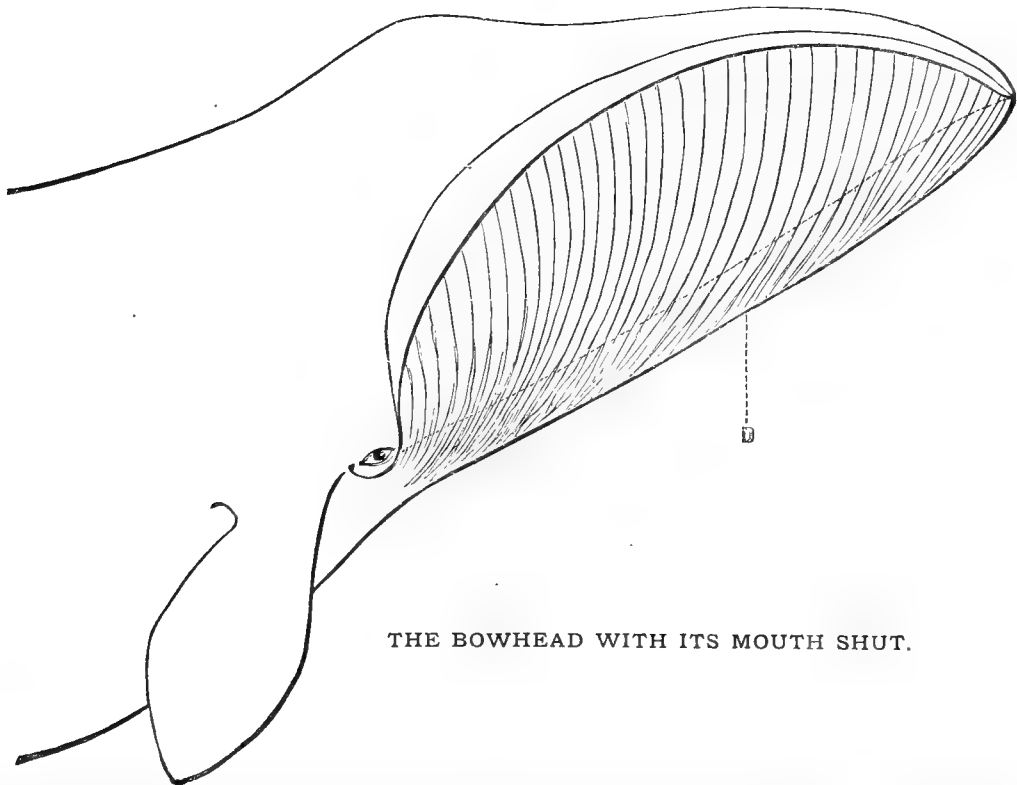


THE RIGHT WHALE OF THE PACIFIC.

Balæna japonica, Gray. (*Eubalæna cullamach.*) (p. 24.)
Outline, from Scammon's Marine Mammals, Plate XII.



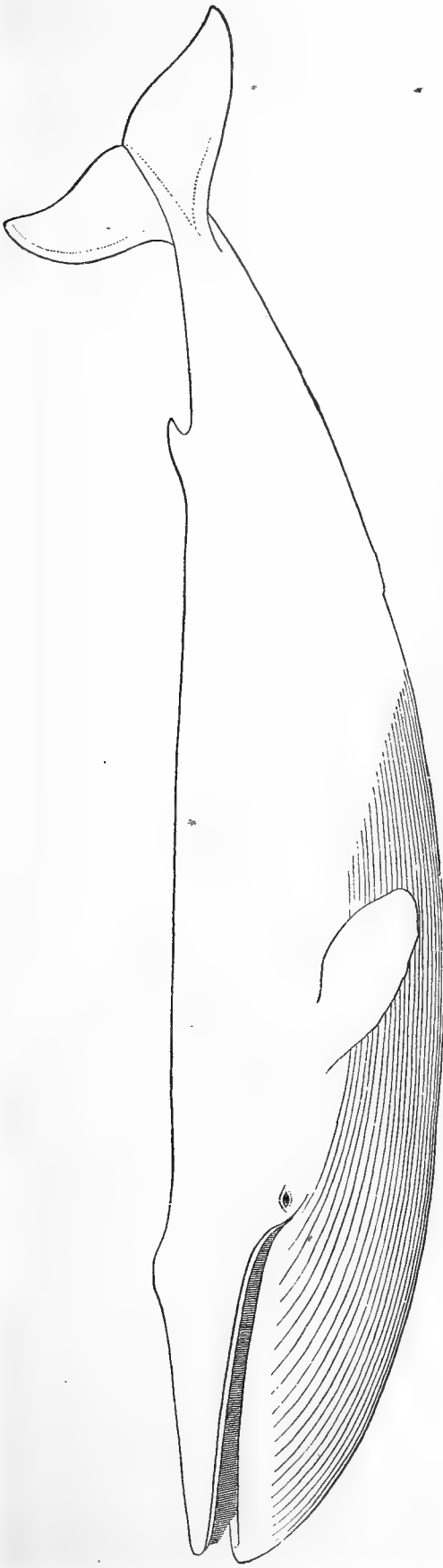
THE BOWHEAD WITH ITS MOUTH OPEN.



THE BOWHEAD WITH ITS MOUTH SHUT.

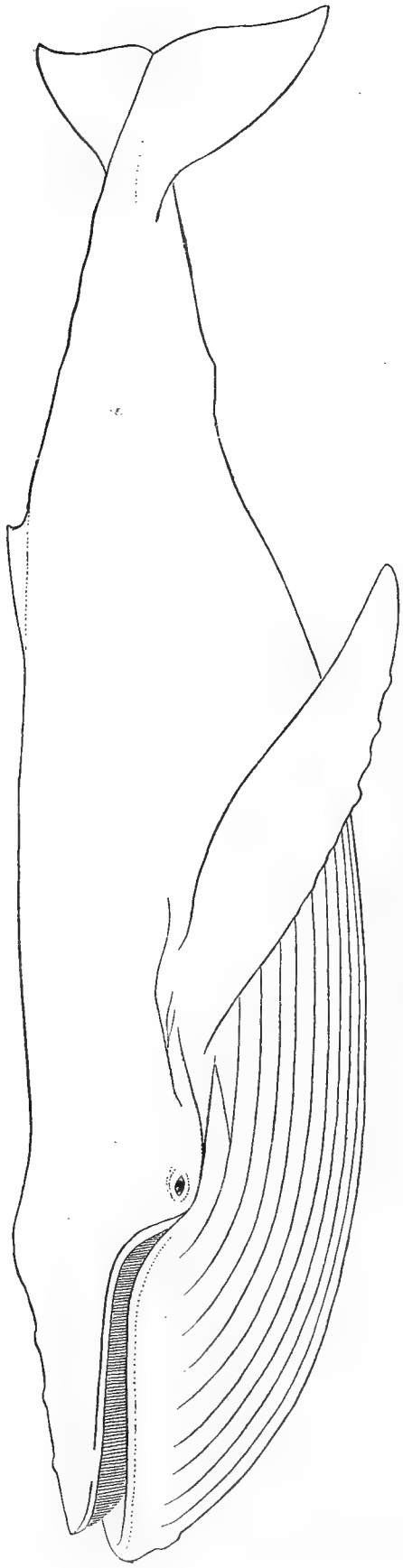
DIAGRAMS ILLUSTRATING THE USE OF THE WHALEBONE PLATES IN THE MOUTH OF THE BOWHEAD WHALE.

From sketches by Captain David Gray, in Land and Water, December 1, 1877. (p. 22.)



THE SULPHUR BOTTOM OF THE PACIFIC.


Sibbaldius sulfureus, Cope. (p. 27.)
Outline, from Scammon's Marine Mammals, Plate VIII.



THE HUMPBACK OF THE PACIFIC.

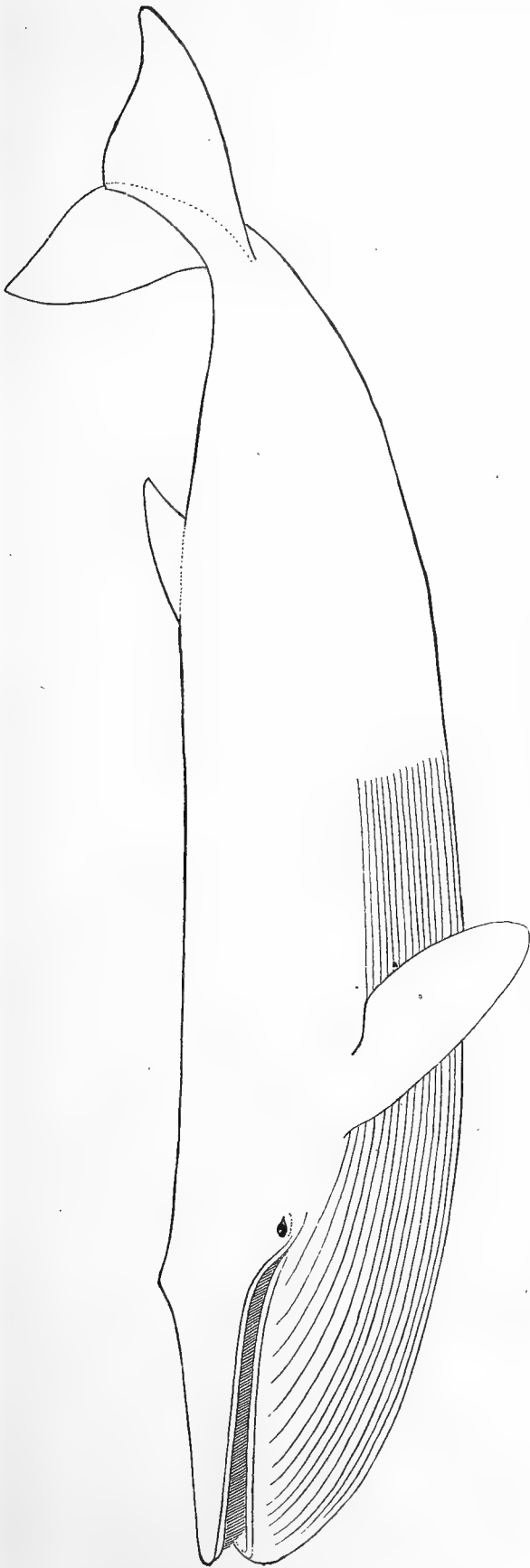
Megaptera versabilis, Cope. (p. 26.)
Outline, from Scammon's Marine Mammals, Plate VII.





CUTTING IN A HUMPBACK WHALE AT PROVINCETOWN, MASS.

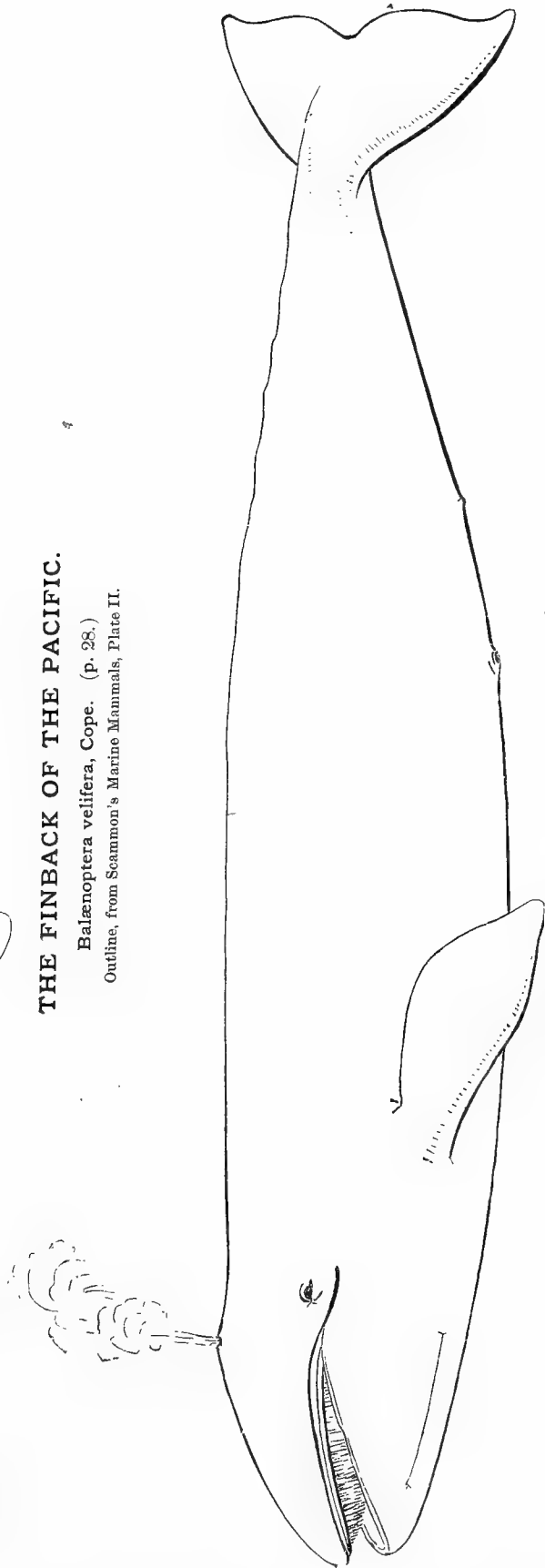
From a sketch by J. S. Ryder.



THE FINBACK OF THE PACIFIC.

Balænoptera velifera, Cope. (p. 28.)


Outline, from Scammon's Marine Mammals, Plate II.



THE CALIFORNIA GRAY WHALE, OR DEVIL-FISH.

Rhachianectes glaucus, Cope. (p. 31.)

Outline, from Scammon's Marine Mammals, Plate II.



Elliott.
del. ad nat. Walrus Id.
July 5. 1872

THE PACIFIC WALRUS.

Odobæenus obesus (Illiger), Allen. (p. 31.)


Sketch by Henry W. Elliott, Walrus Island, Alaska, July 5, 1872.



STELLER'S SEA LION.

Eumetopias Stelleri (Less.), Peters. (p. 30.)

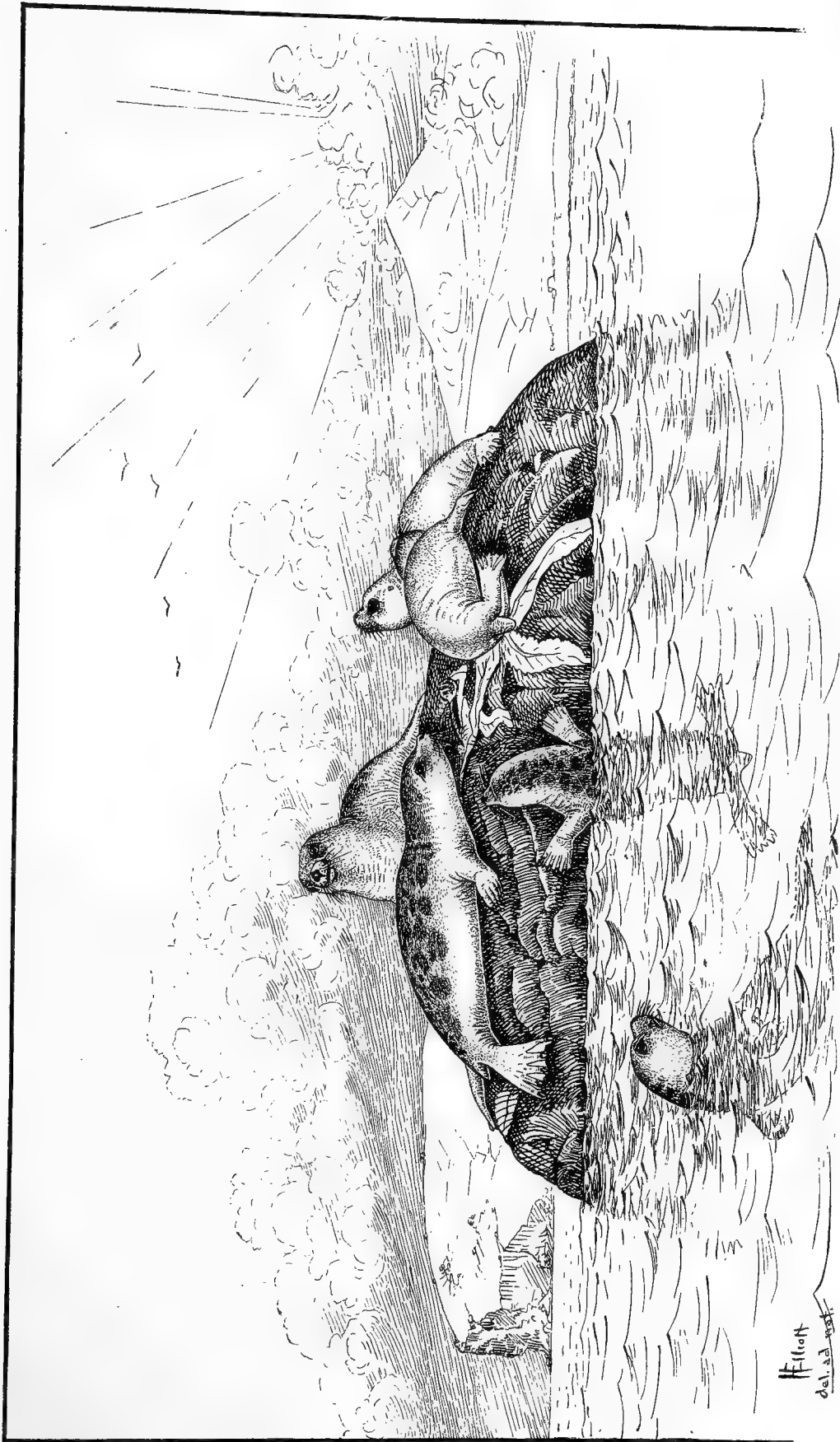
Sketch from life, by Henry W. Elliott.



THE CALIFORNIA SEA LION.

Zalophus californianus (Less.), Allen. (p. 44.)

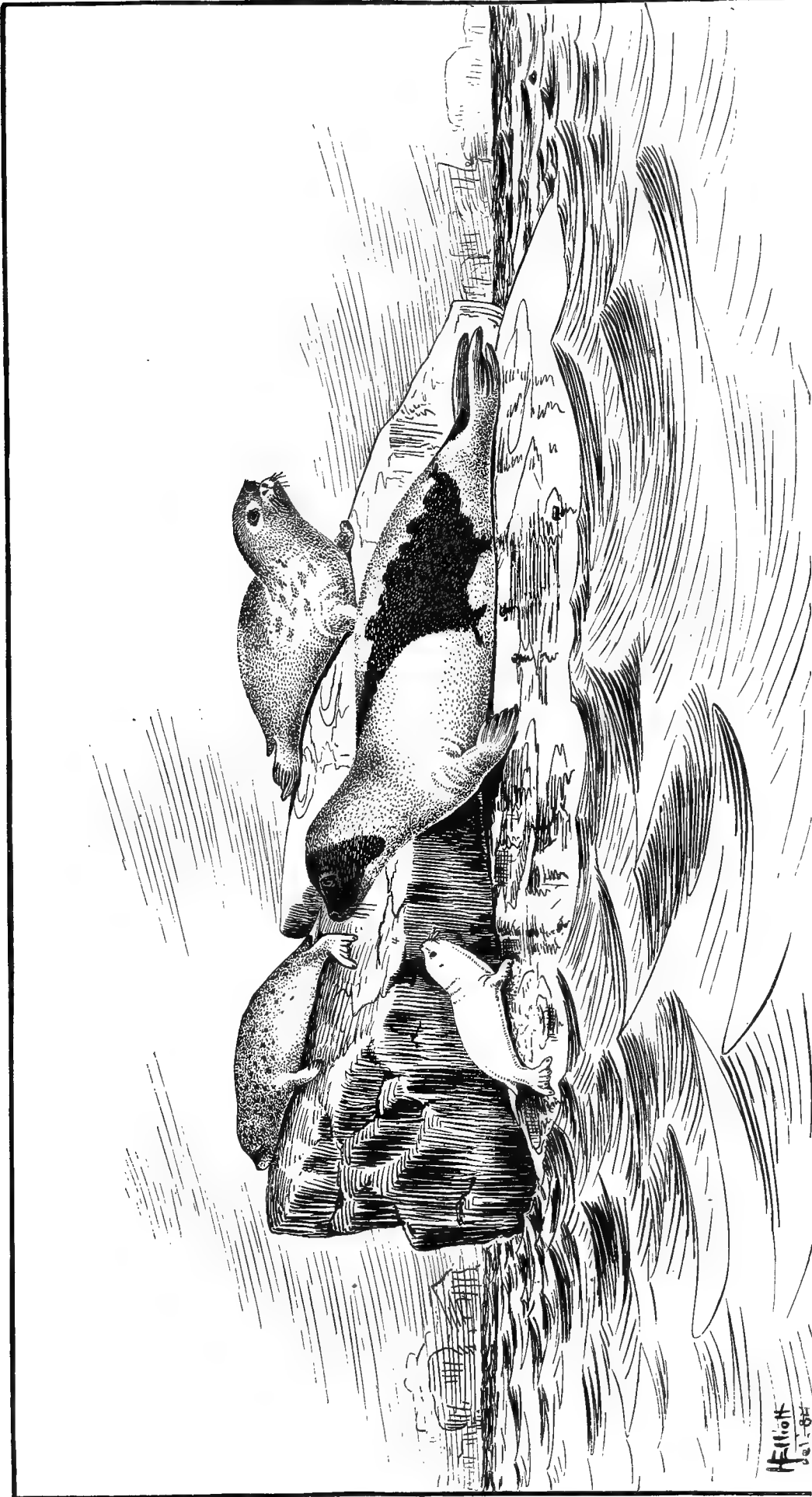
Sketch from life, by Henry W. Elliott.



THE HARBOR SEAL.

Phoca vitulina, L. (p. 55.)

Sketch from life, by Henry W. Elliott, Alaska, 1872.



THE HARP SEAL.

Phoca groenlandica, Fabricius. (p. 62.)

Sketch by Henry W. Elliott, from specimens in the U. S. National Museum, Nos. 13741, 13748 13998, and, 13999, obtained on the north shore of the Gulf of Saint Lawrence by Dr. C. Hart Merriam.



THE RINGED SEAL.

Phoca festida, Fabricius. (p. 65.)


Sketch by Henry W. Elliott, adapted from figure in Allen's North American Pinnipeds, p. 601.



THE RIBBON SEAL. (Male and Female.)

Histriophoca fasciata (Zimmerman), Gill. (p. 67.)

Drawing by Henry W. Elliott, from specimens in U. S. National Museum, No. 13284, obtained at Flover Bay, East Siberia, August 12, 1880, by W. H. Dall, and No. 13285, obtained from Bering Sea, 1880, by Capt. H. E. Williams.

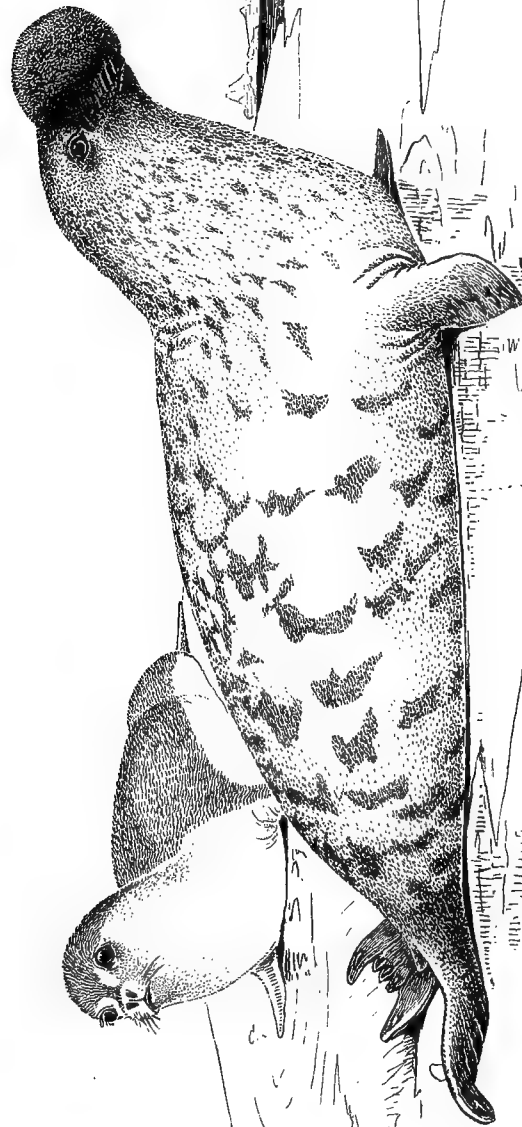


THE WEST INDIAN SEAL.

Monachus tropicalis, Gray. (p. 67.)

Drawing by Henry W. Elliott, from specimen in U. S. National Museum, No. 13950, obtained by Professor Felipe Poey at Matanzas, Cuba.

Elliott '80




THE HOODED SEAL. (Adult and Young.)

Cystophora cristata (Erzl.), Nilss. (p. 68.)

Sketch by Henry W. Elliott, from specimens in the U. S. National Museum, Nos. 13742 and 13753, collected by Dr. C. Hart Merriam, off Labrador, 1883.

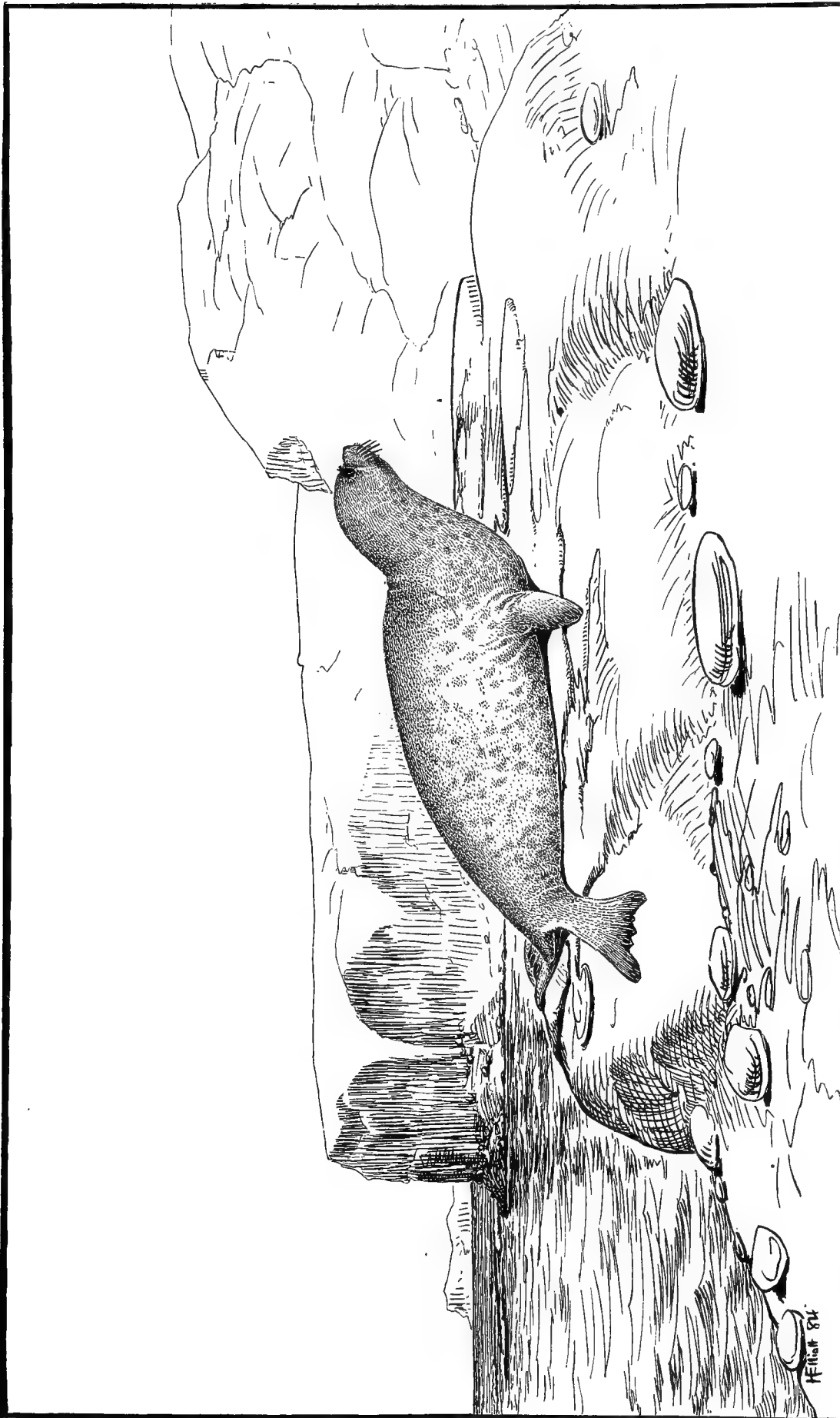
Henri 82



THE GRAY SEAL.

Halichoerus grypus (Fabricius), Nilss.

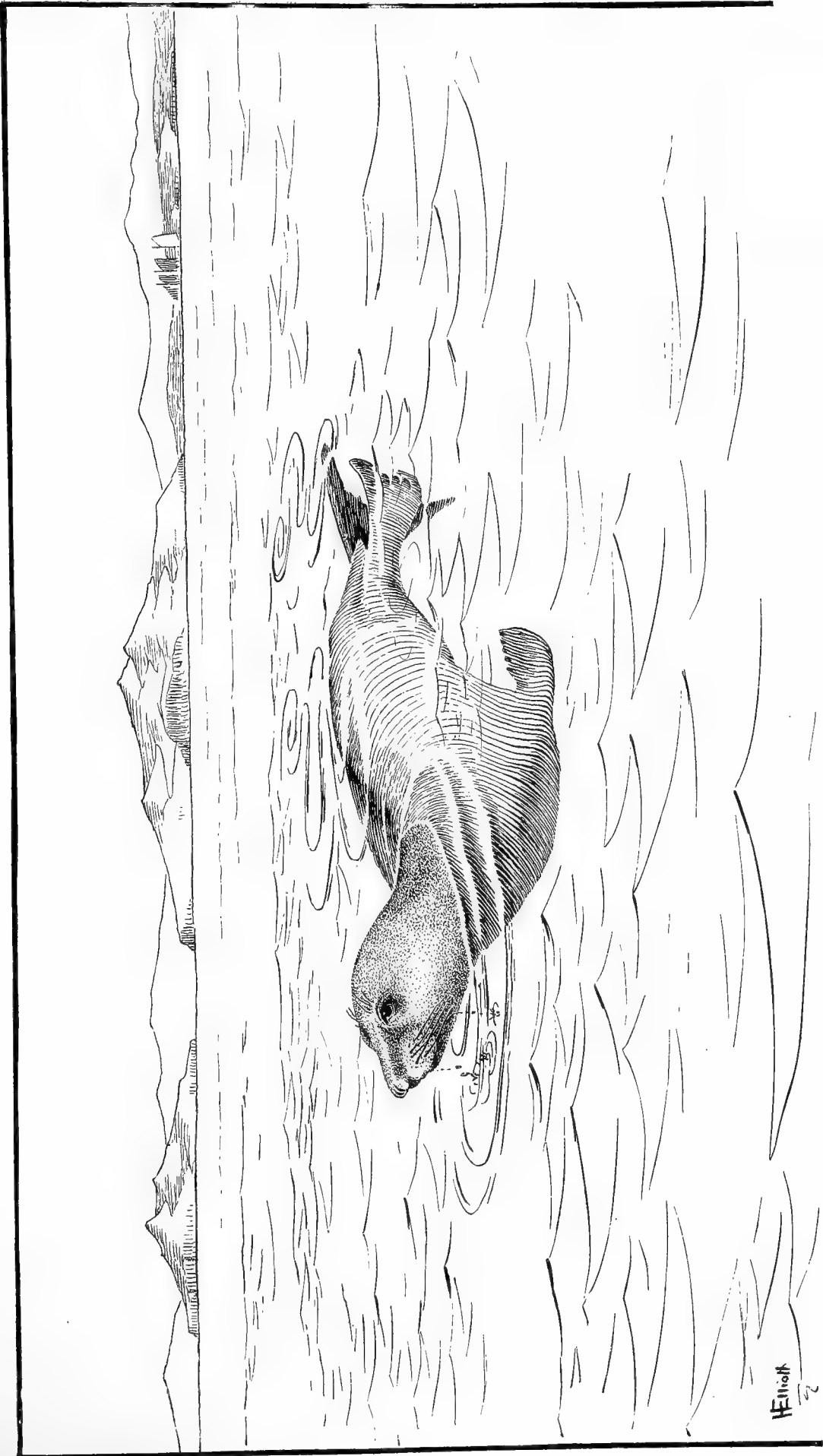
Sketch by Henry W. Elliott, from specimen in U. S. National Museum, No. 5851, collected at Sable Island, Nova Scotia, 1862.



THE SQUARE FLIPPER SEAL.

Erignathus barbatus (Fabricius), Gill.

Sketch by Henry W. Elliott, from specimen in U. S. National Museum, No. 13755, collected by Dr. C. Hart Merriam, off Battle Harbor, Gulf of Saint Lawrence, 1883.



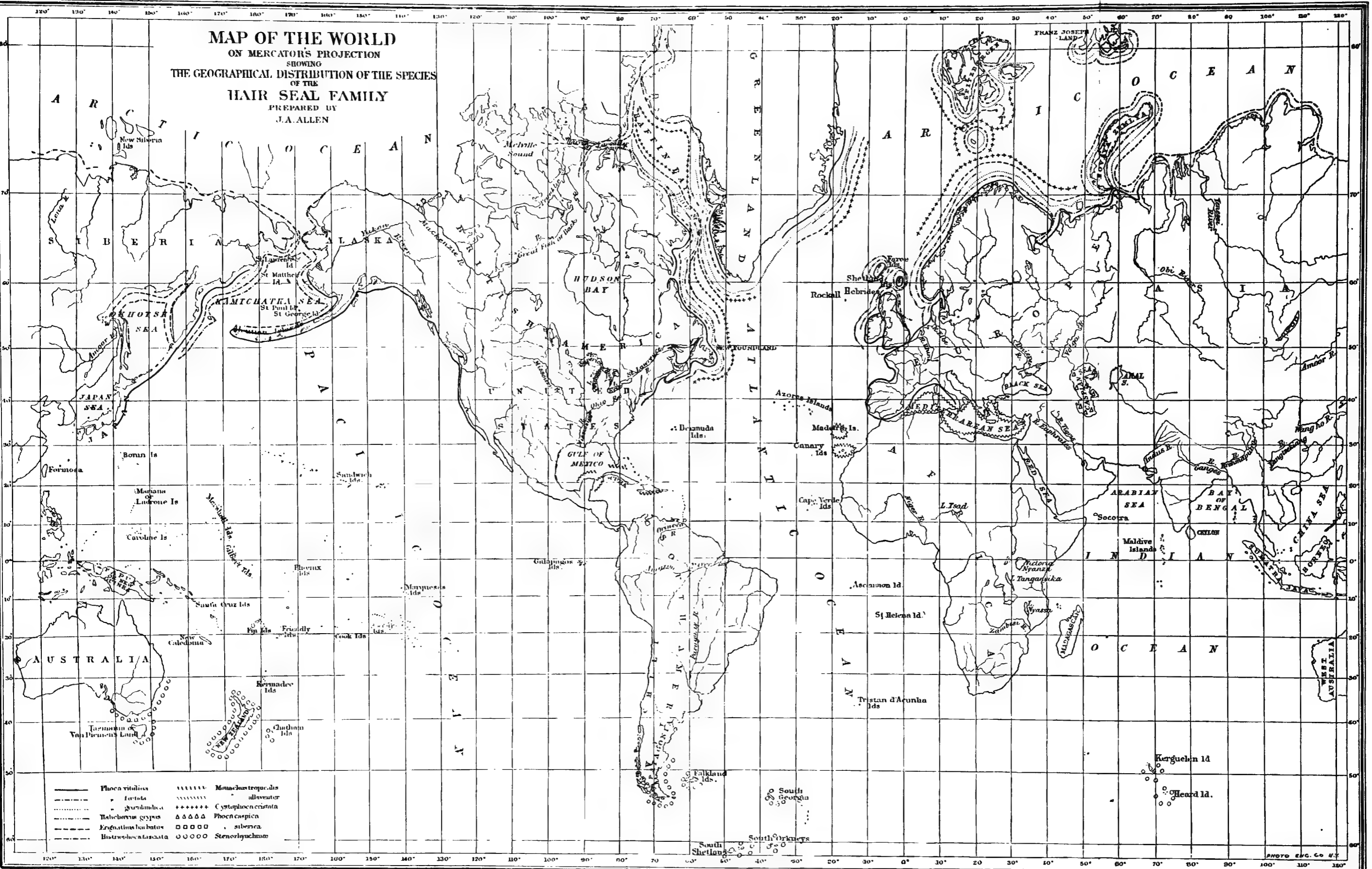
THE SEA ELEPHANT.

Macrorhinus angustirostris, Gill. (p. 72.)

Drawing by Henry W. Elliott, from specimen in U. S. National Museum, from Santa Barbara Island, California.

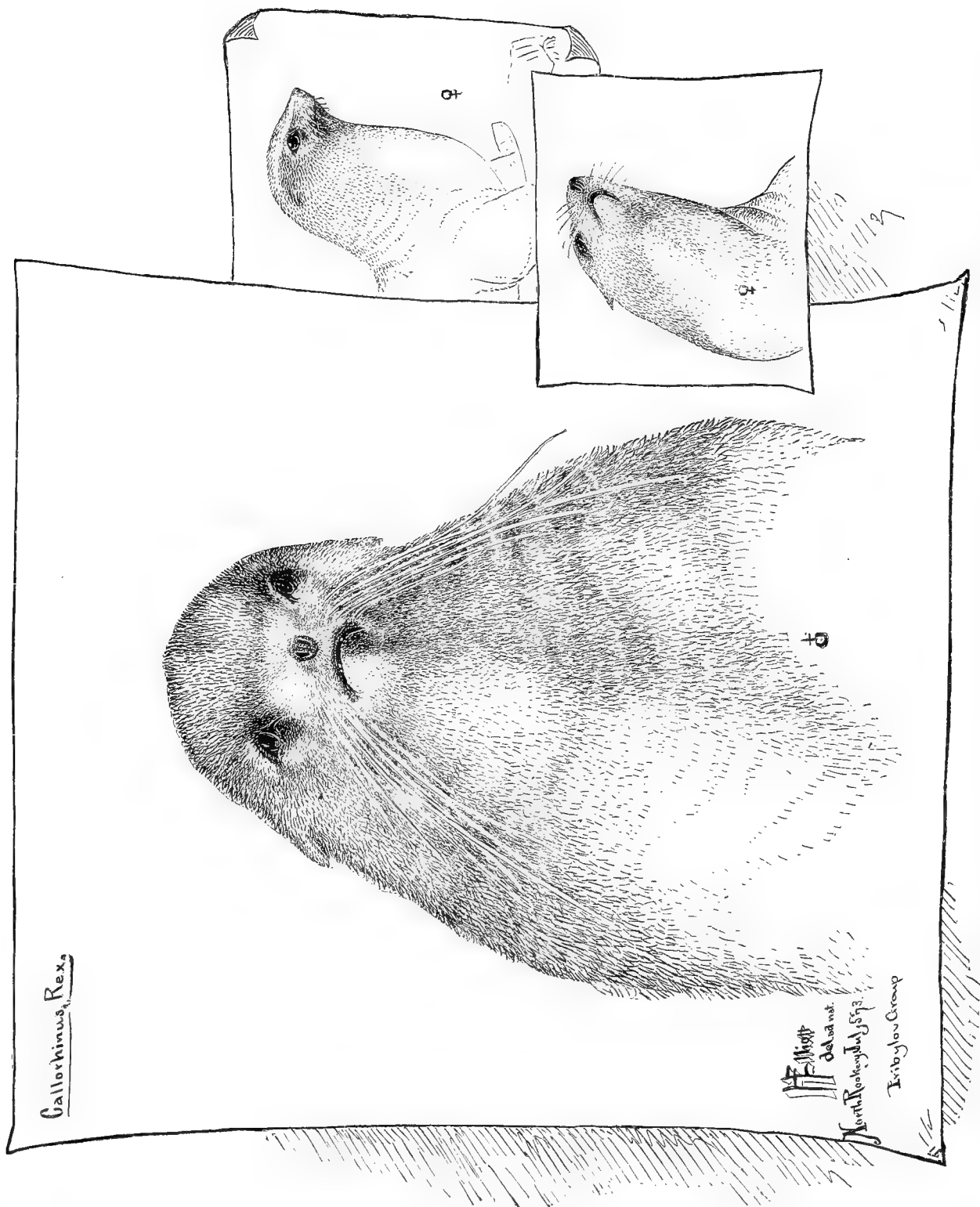
H. Elliott
2

Fold out



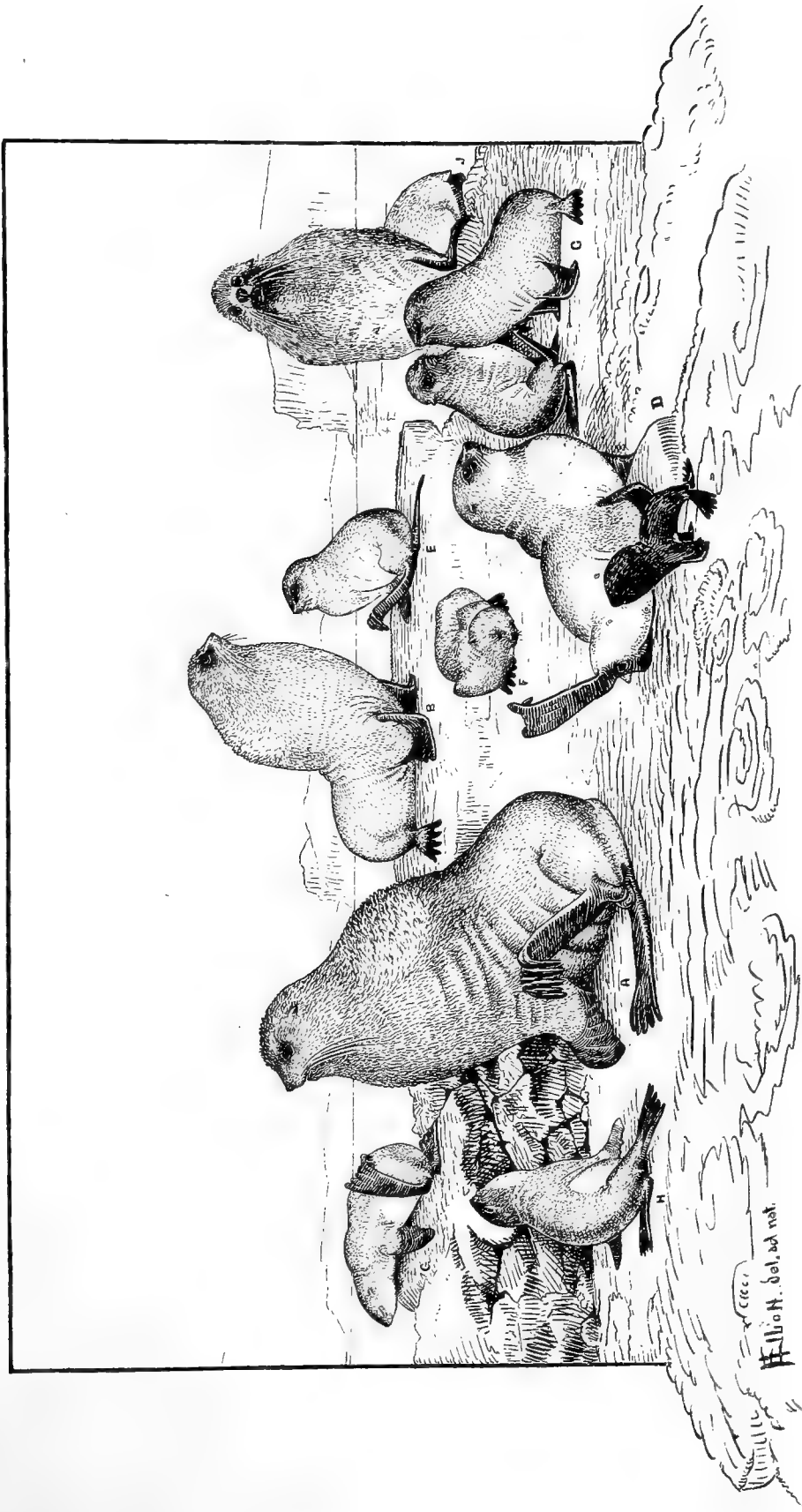
MAP OF THE WORLD, ON MERCATOR'S PROJECTION, SHOWING THE GEOGRAPHICAL DISTRIBUTION OF THE SPECIES OF THE HAIR SEAL FAMILY.

Prepared by J. A. Allen.



THE COUNTENANCE OF CALLORHINUS.—A LIFE STUDY OF AN ADULT MALE FUR-SEAL.
 (Full face of old male, profile and under view of female heads.)

Drawing by Henry W. Elliott, North Rookery, Pribilof Group, July 5, 1873. (p. 75.)




THE FUR-SEAL.

Callorhinus ursinus.

A series of life studies by Henry W. Elliott, Pribilof Islands, 1872 to 1876.

- A. Old "Seeatch" or male, eight to twenty four years.
- B. Young "Seeatch," six to eight years.
- C. "Holluschickie" or young males, two years.
- D. "Mackah" or mother nursing her "pup." I
- E. "Cow" fanning herself.
- F. "Cow" sleeping.
- G. "Cow" napping and fanning herself.
- H. "Cow" crooning to the male.
- J. Characteristic position of old males.

H. H. H. del. ad. not.




POSTURES of the PUPS in Sleep and Sport.

VARIOUS ATTITUDES of the Females.

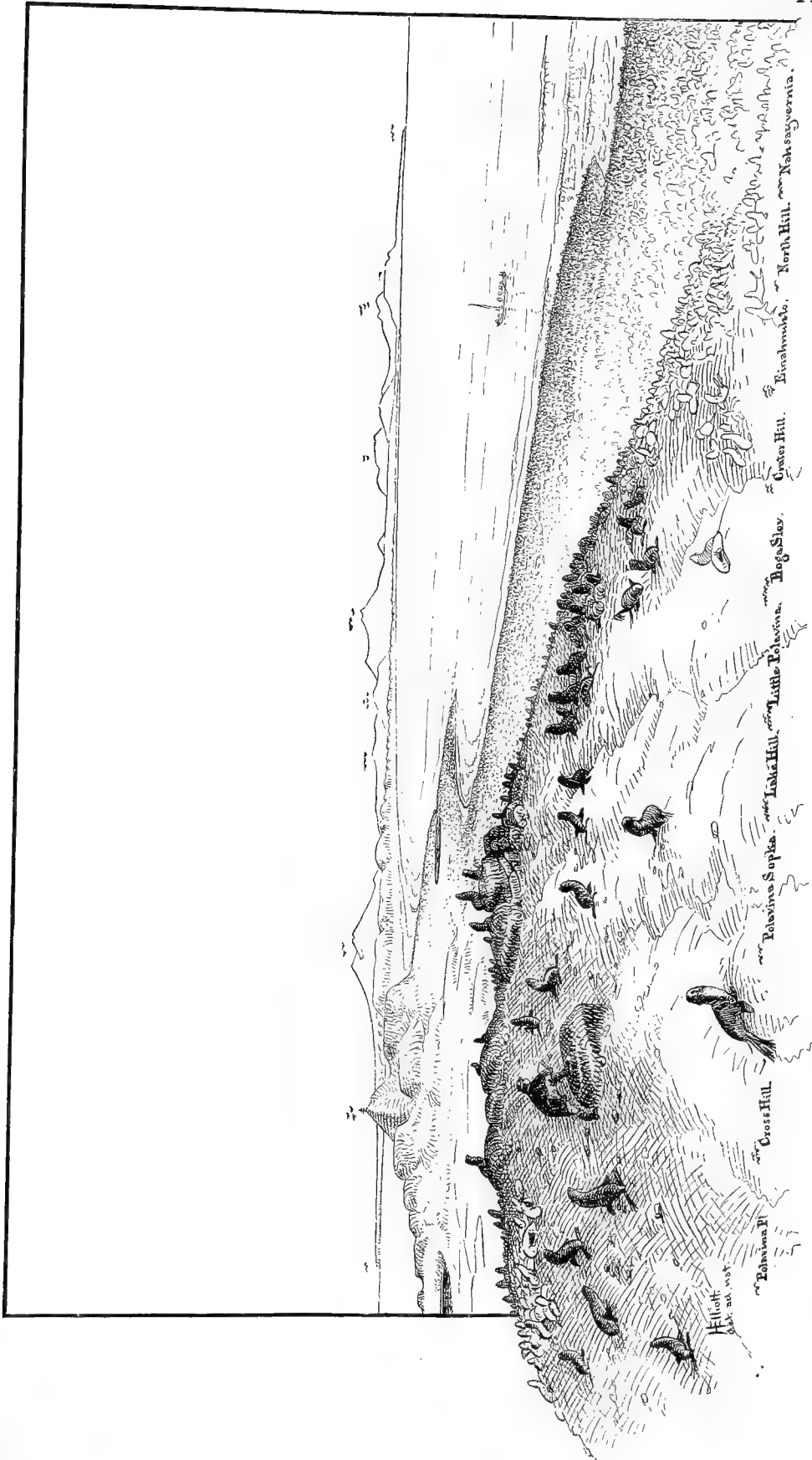
SUNDRY SEAL SKETCHES ON THE PRIBILOV ISLANDS.

From the portfolio of Henry W. Elliott, 1872, 1876.



HAULING AND BREEDING GROUNDS OF THE FUR-SEAL.

Sketched from nature on the North Rookery, Saint George's Island, Pribilof Group, by Henry W. Elliott, July, 1874.



THE NORTH SHORE OF SAINT PAUL'S ISLAND, PRIBYLOV GROUP.


Sketched from the summit of Hutchinson's Hill, by Henry W. Elliott, looking over a wing of the great Norastoshosh Rookery, July, 1872.



PELAGIC ATTITUDES OF THE FUR-SEAL.

1. Position while sleeping. 2. Position when rising to breathe, survey, &c. 3. Position when scratching. 4. "Dolphin jumps."

Sketched from life, by Henry W. Elliott, Saint Paul's Island, 1872. Village of Saint Paul in distance. Black bluffs to the right on middle ground.



FUR-SEALS SPORTING AROUND THE "BIDARRAH."

Sketched from life, by Henry W. Elliott, in Zoitot, Saint Paul's Island, 1872. A view of the Reef Point and Gorbatach Rookery on the horizon.




Manatee feeding.

THE MANATEE.

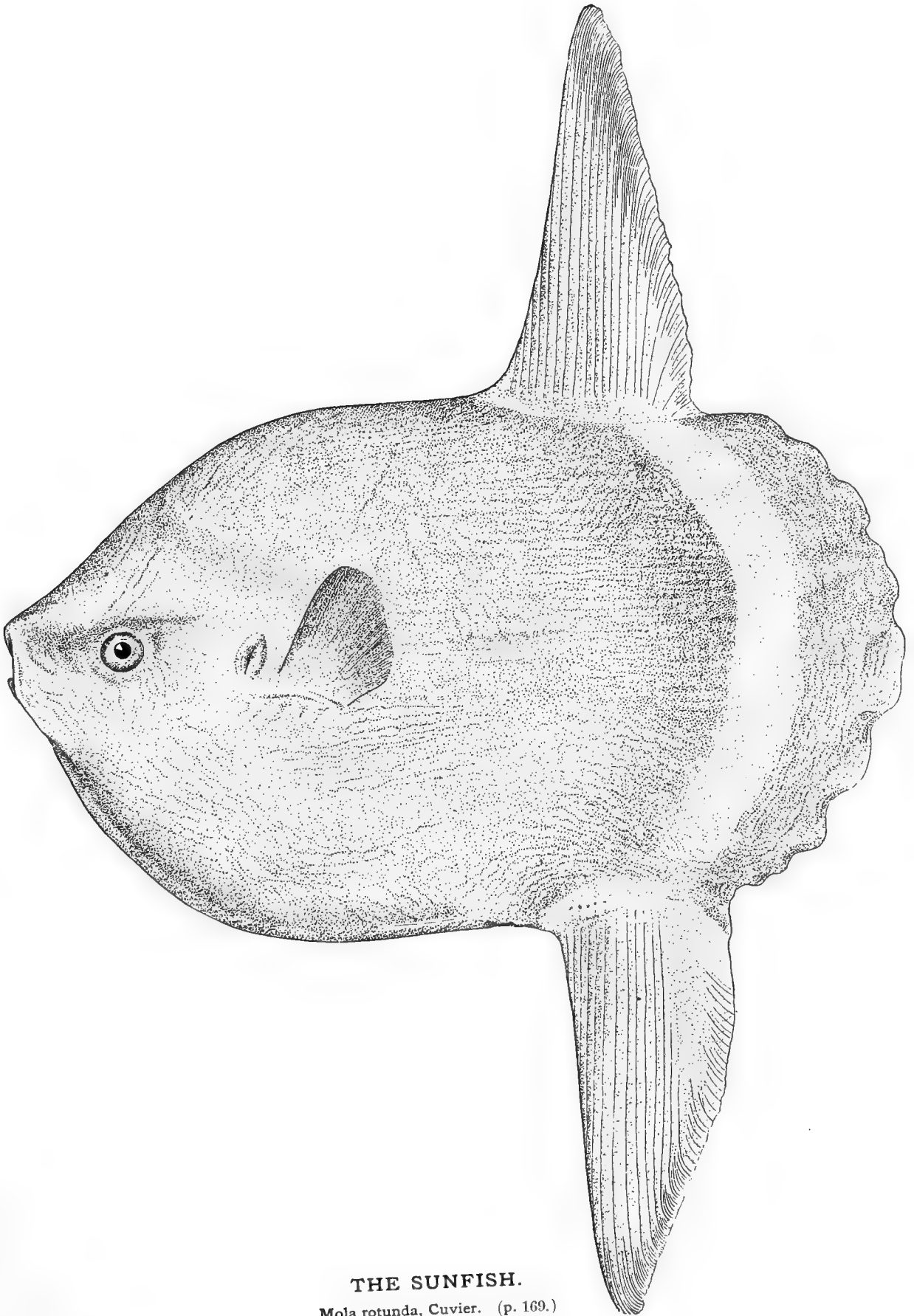
Trichechus manatus, L.

Sketch by Henry W. Elliott, from "Transactions Zoological Society of London."



MANATEES SWIMMING.

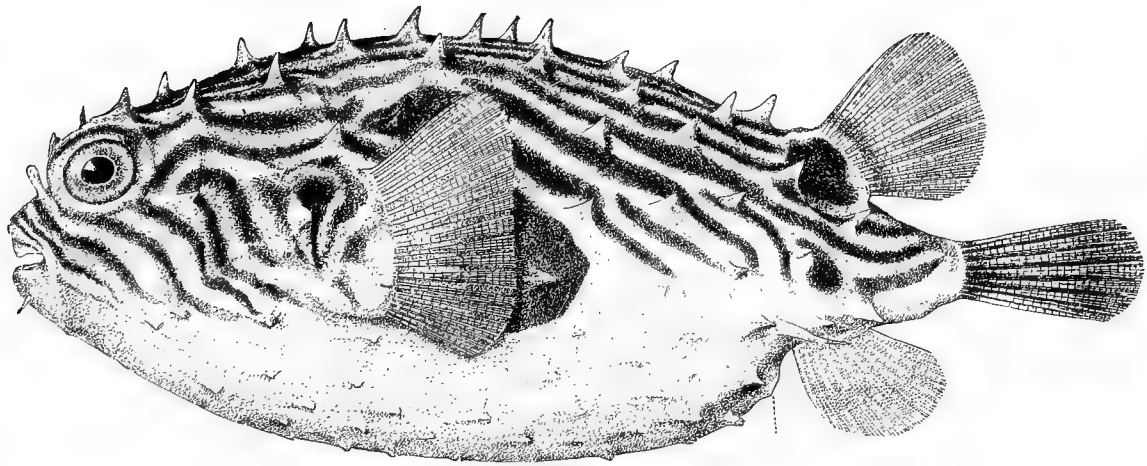
Sketch by Henry W. Elliott, from "Transactions Zoological Society of London."



THE SUNFISH.

Mola rotunda, Cuvier. (p. 169.)

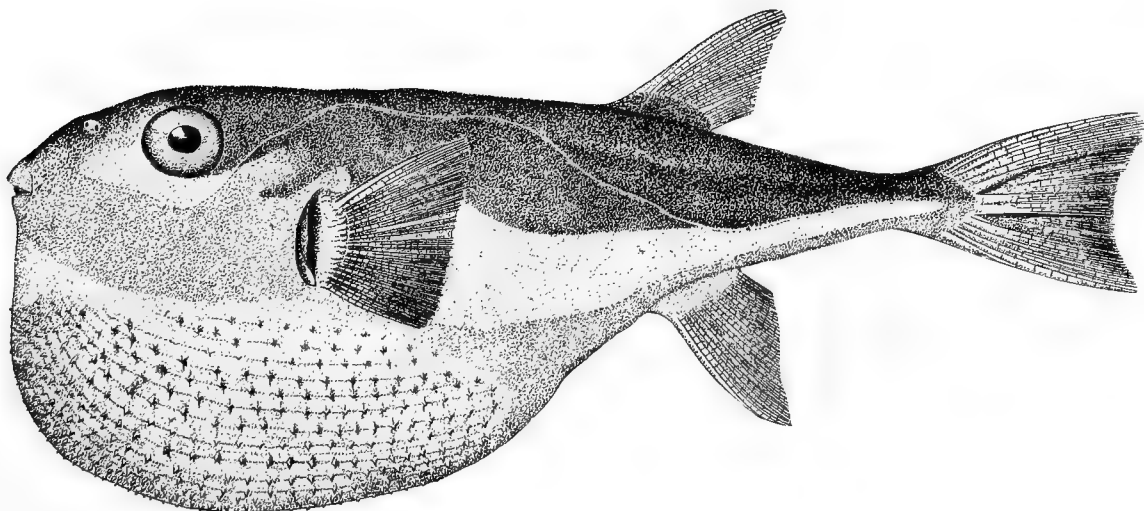
From washed drawing by H. L. Todd, from a cast.



THE SWELL-FISH OR BURR-FISH.

Chilomycterus geometricus (Schneider), Kaup. (p. 170.)

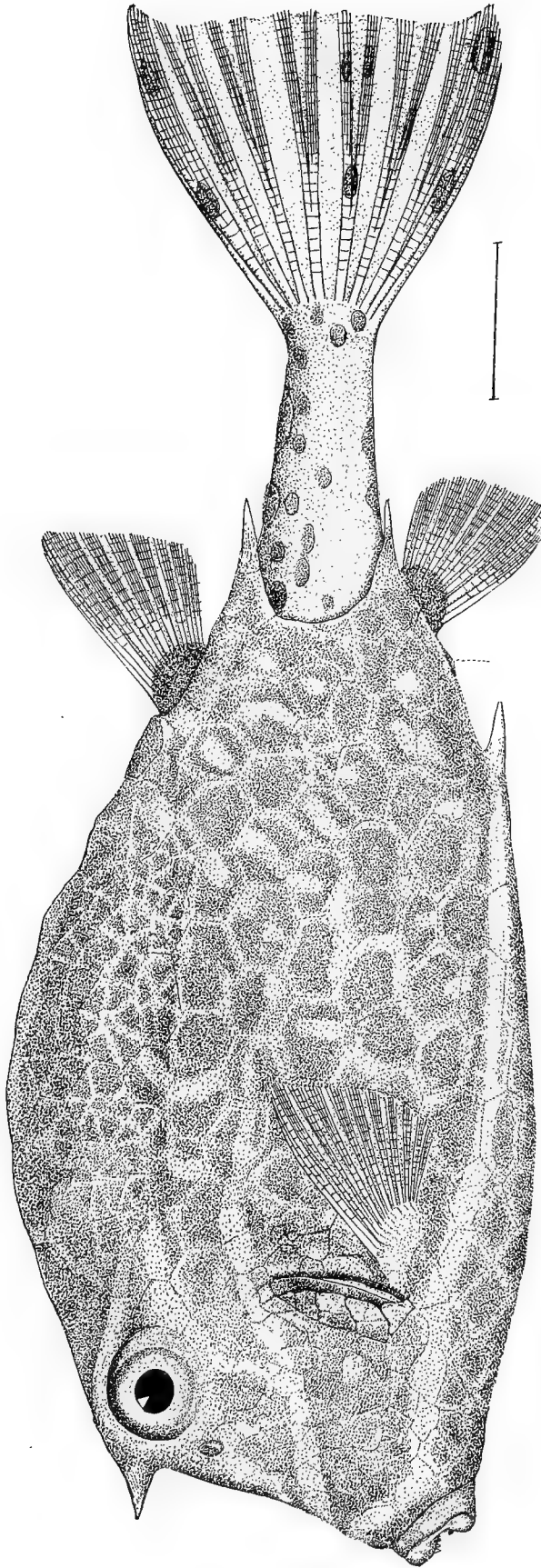
Drawing by H. L. Todd, from No. 14825, U. S. National Museum, collected at Noank, Conn., 1874, by U. S. Fish Commission.



THE RABBIT-FISH.

Lagocephalus lævigatus (L.), Gill. (p. 170.)


Drawing by H. L. Todd, from No. 20757, U. S. National Museum, collected at Newport, R. I., by Hon. Samuel Powell.



THE TRUNK-FISH OR COW-FISH.

Ostracion quadricornis, L. (p. 171.)

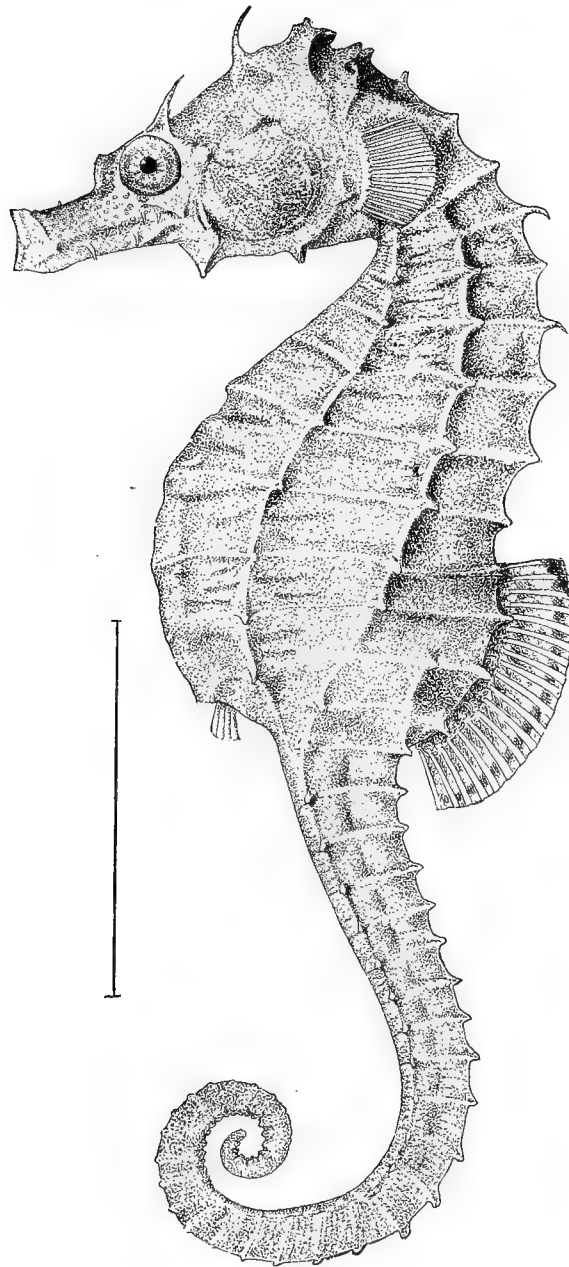
Drawing by H. L. Todd, from No. 21548, U. S. National Museum, collected at Charleston, S. C., July, 1878, by C. C. Leslie.



THE TRIGGER-FISH.

Balistes capriscus, Gmelin. (p. 172.)

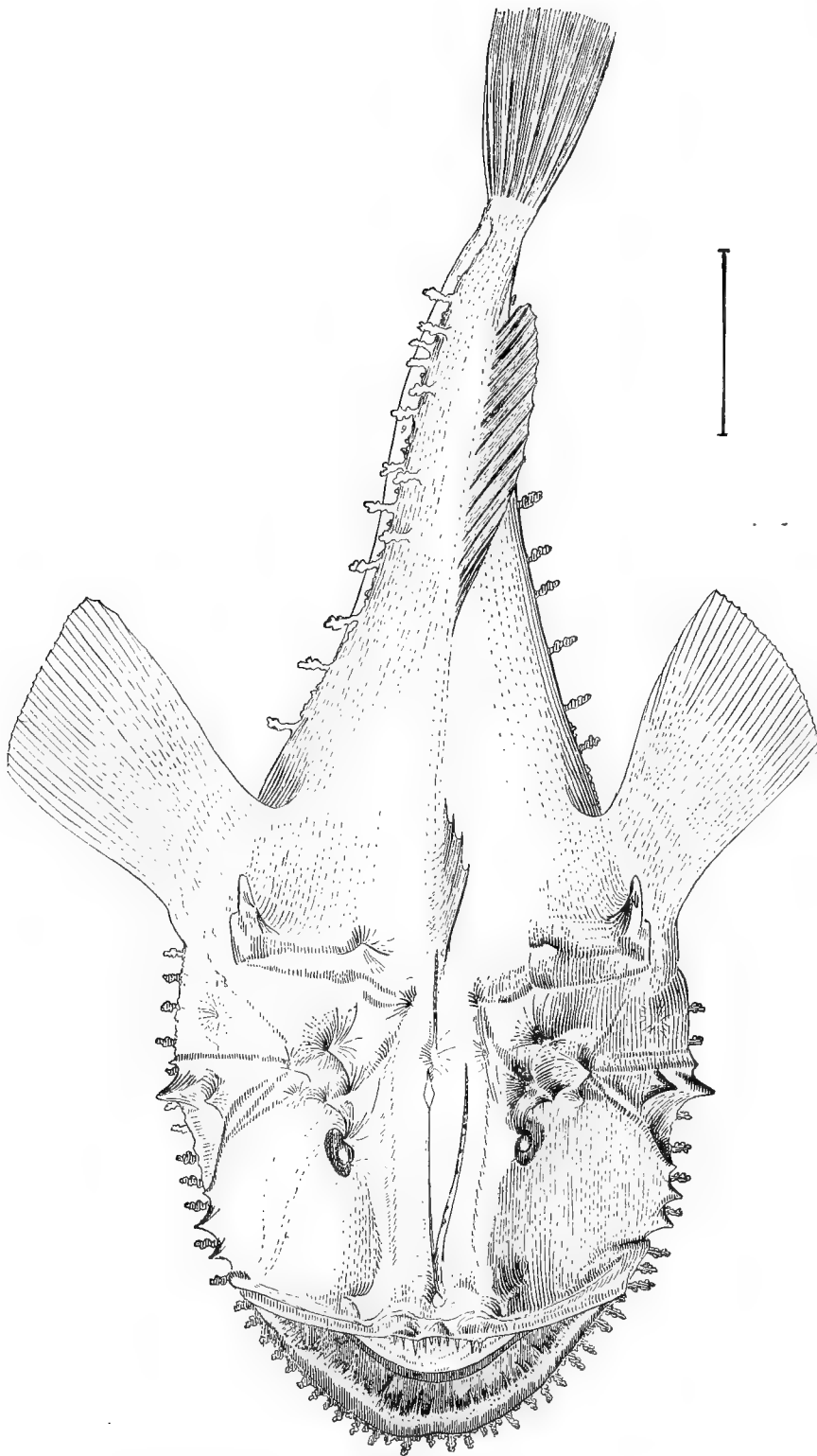
Drawing by H. L. Todd, from No. 15223, U. S. National Museum, collected at New York by Mr. Sutherland.



THE SEA HORSE.

Hippocampus heptagonus, Raf. (p. 172.)

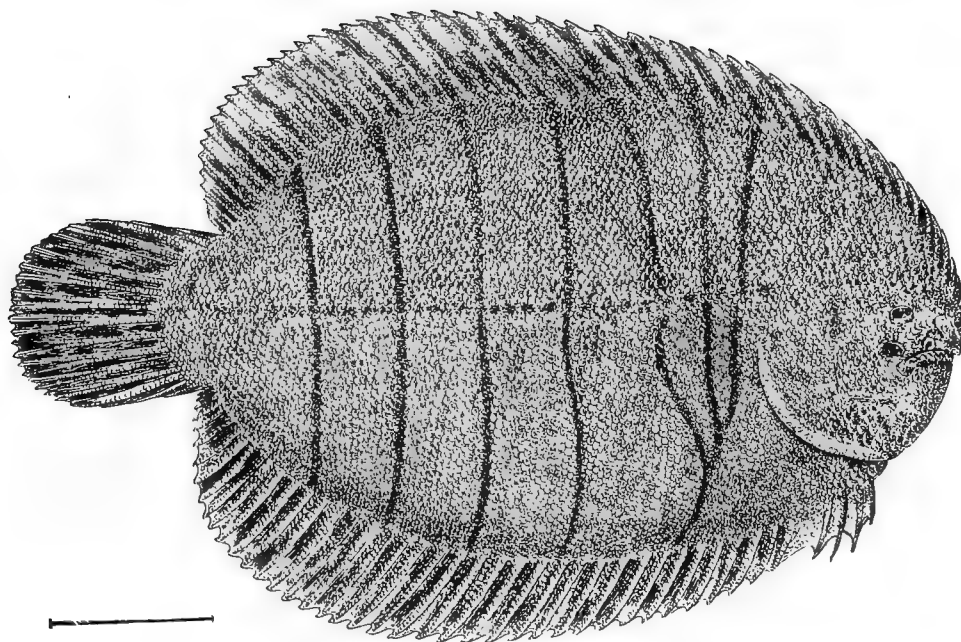
Drawing by H. L. Todd, from No. 3451, U. S. National Museum, collected at Old Point Comfort, Virginia, by Admiral Farragut.




THE GOOSE-FISH OR BELLOWS-FISH.

Lophius piscatorius, L. (p. 173.)

Drawing by H. L. Todd, from specimen collected at Vineyard Sound, Massachusetts, by the U. S. Fish Commission.



UPPER SIDE.

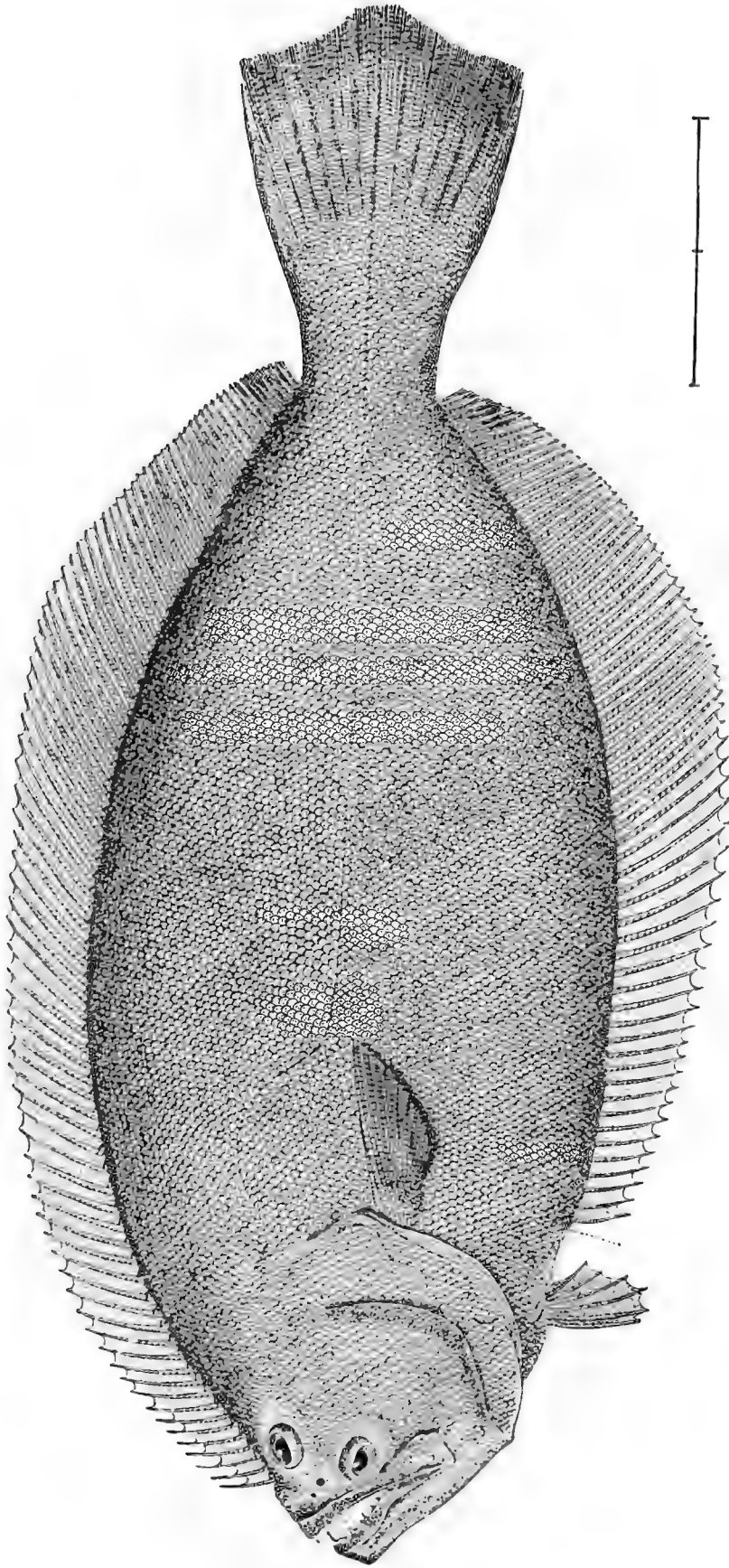


UNDER SIDE.

THE AMERICAN SOLE, OR "HOG CHOKER."

Achirus lineatus (L.) Cuv. (p. 177.)

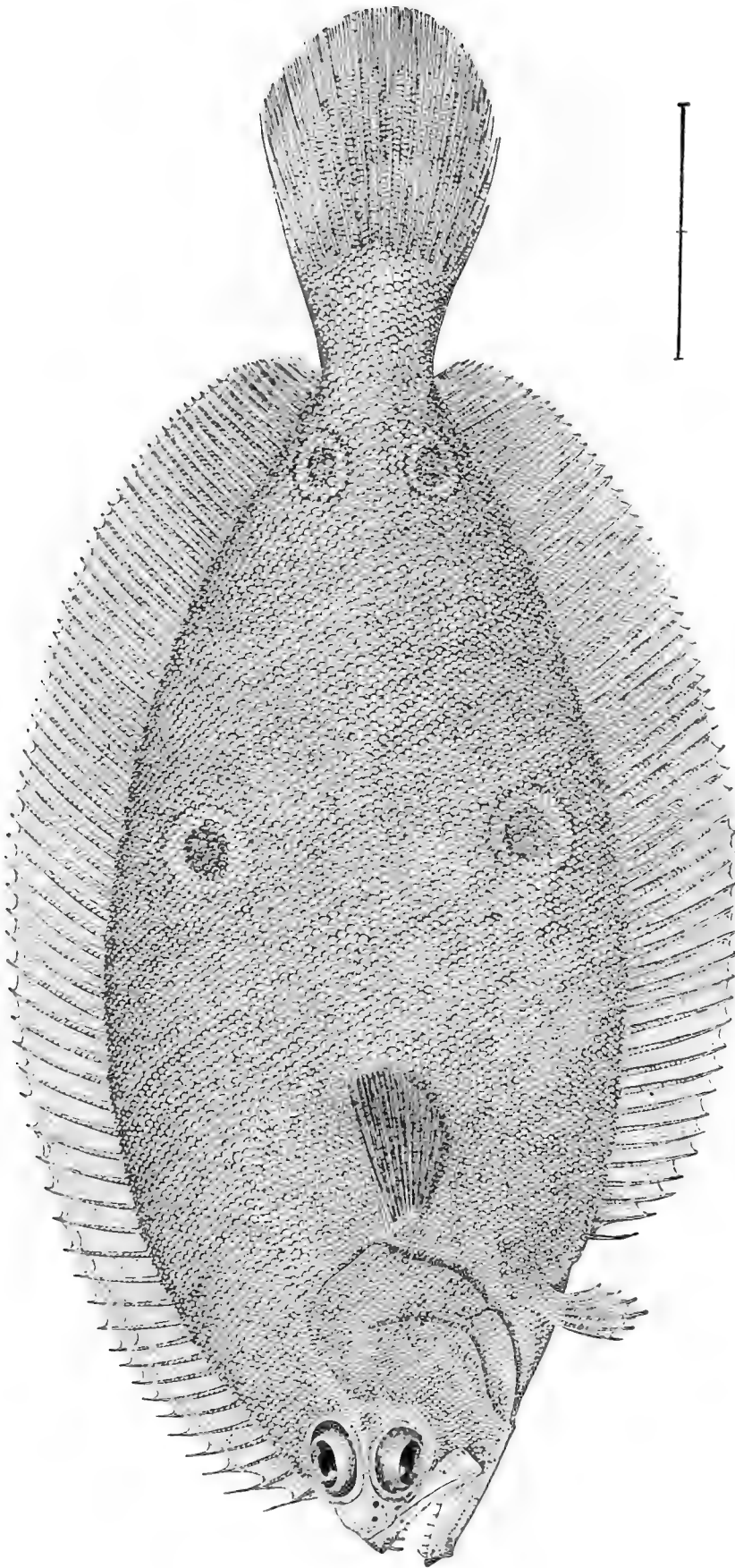
Drawing by H. L. Todd, from No. 12985, U. S. National Museum, collected at Wood's Holl, Massachusetts, July 14, 1871, by Vinal N. Edwards



THE AMERICAN PLAICE, OR TURBOT-FLOUNDER.

Paralichthys dentatus (L.), J. & G. (p. 178.)

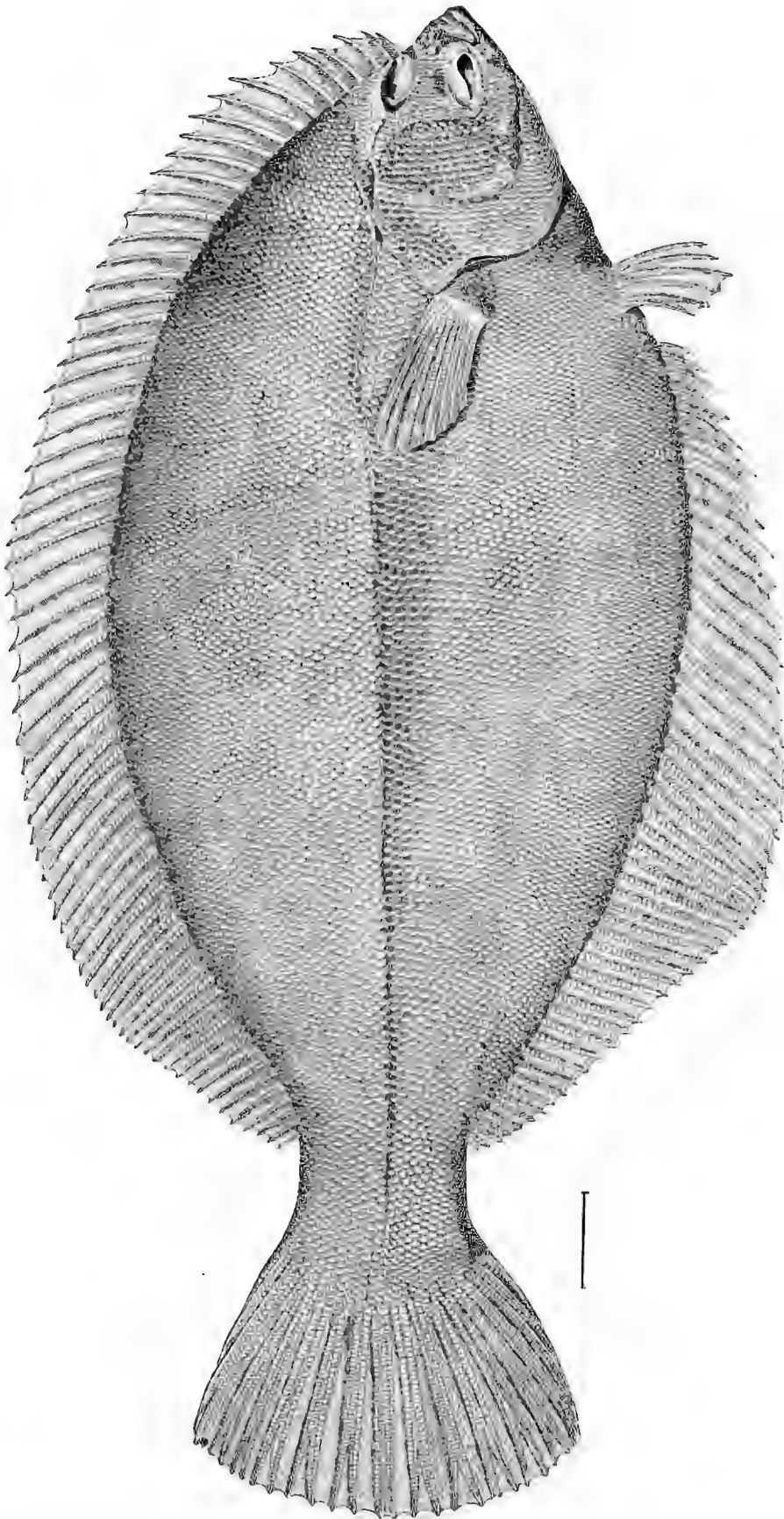
Drawing by H. L. Todd, from No. 21279, U. S. National Museum, collected in Saint John's River, Florida, 1878, by G. Brown Goode.



THE FOUR-SPOTTED FLOUNDER.

Paralichthys oblongus (Mitch.), J. & G. (P. 181.)

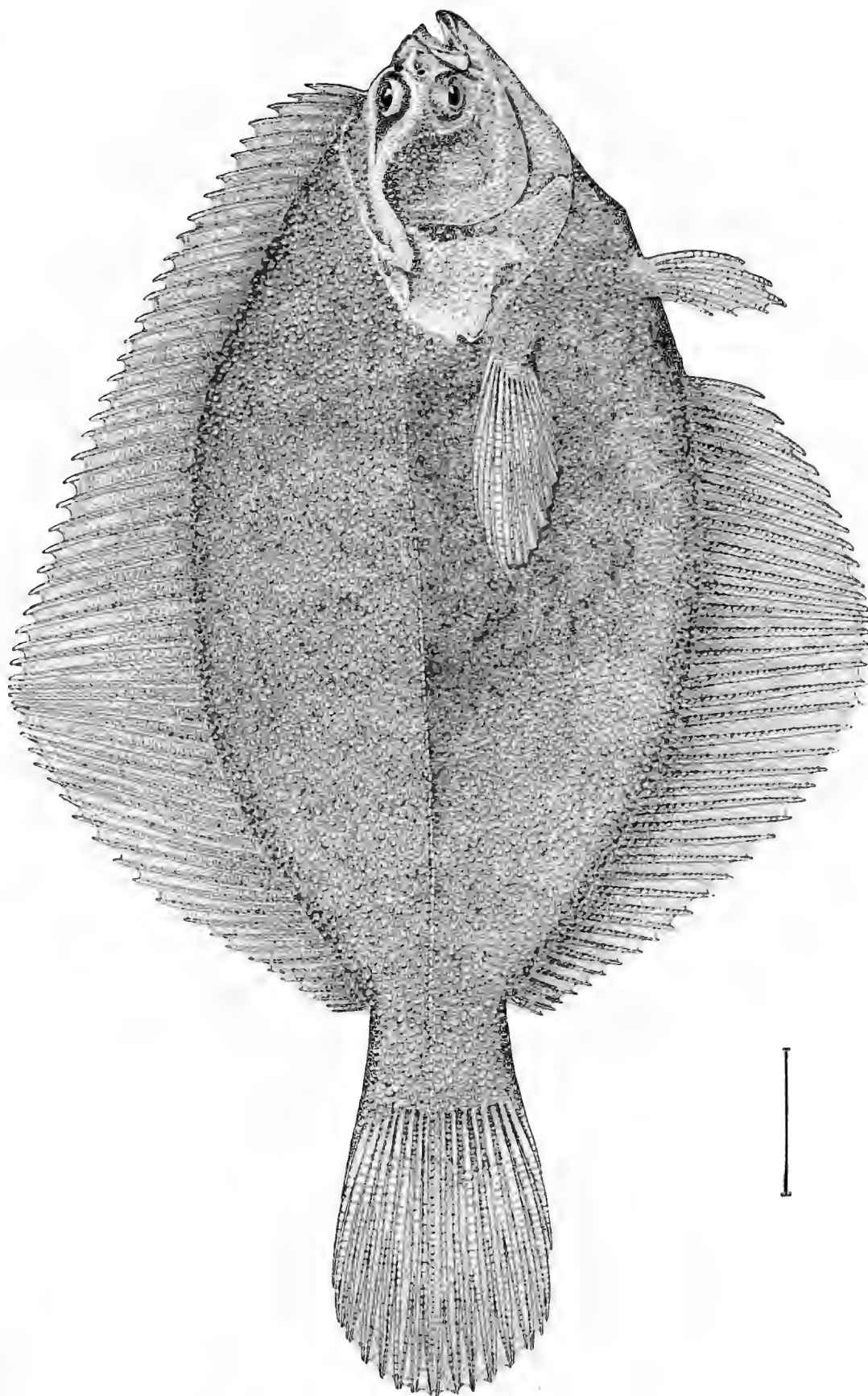
Drawing by H. L. Toldt, from No. 10730, U. S. National Museum, collected at Wood's Hole, Massachusetts, by Prof. S. F. Baird.



THE FLATFISH, OR WINTER FLOUNDER.

Pseudopleuronectes americanus (Walb.), Gill. (p. 182.)

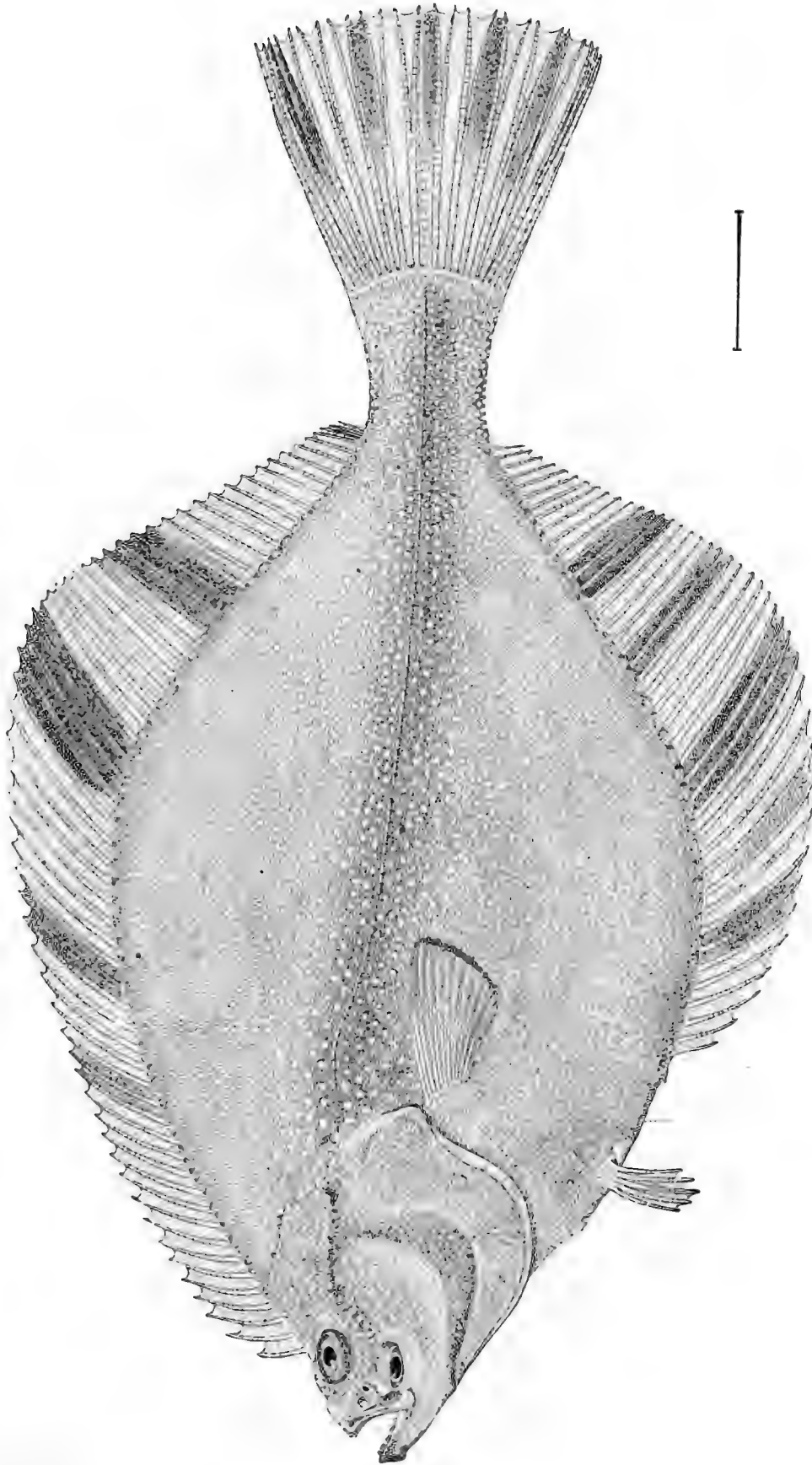
Drawing by H. L. Todd.



THE SMOOTH FLOUNDER.

Pleuronectes glaber (Storer), Gill. p. 1-3.

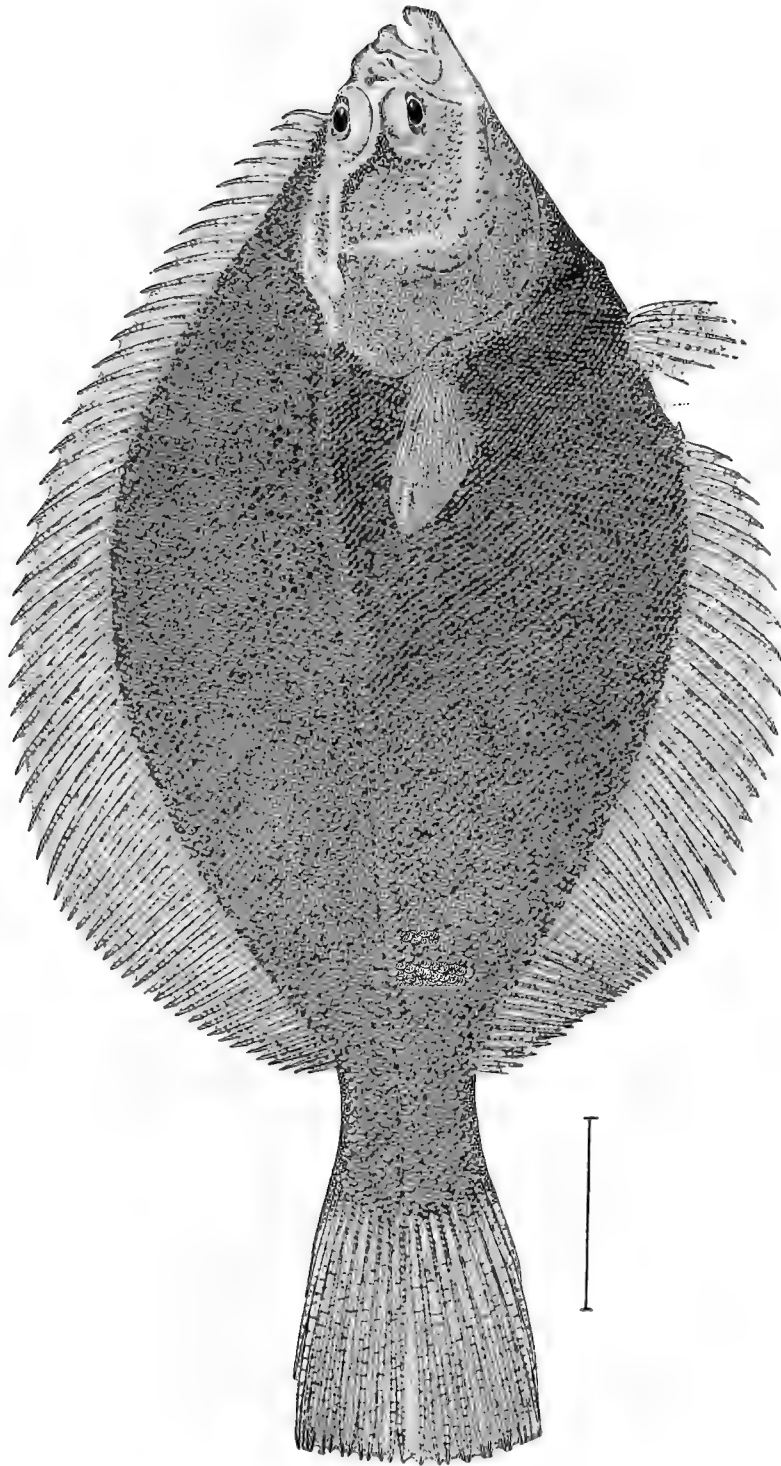
Drawing by H. L. Todd, from No. 5363, U. S. National Museum, collected at Salem, Mass., by C. Putnam.



THE STARRY FLOUNDER.

Pleuronectes stellatus, Pallas. (p. 121.)

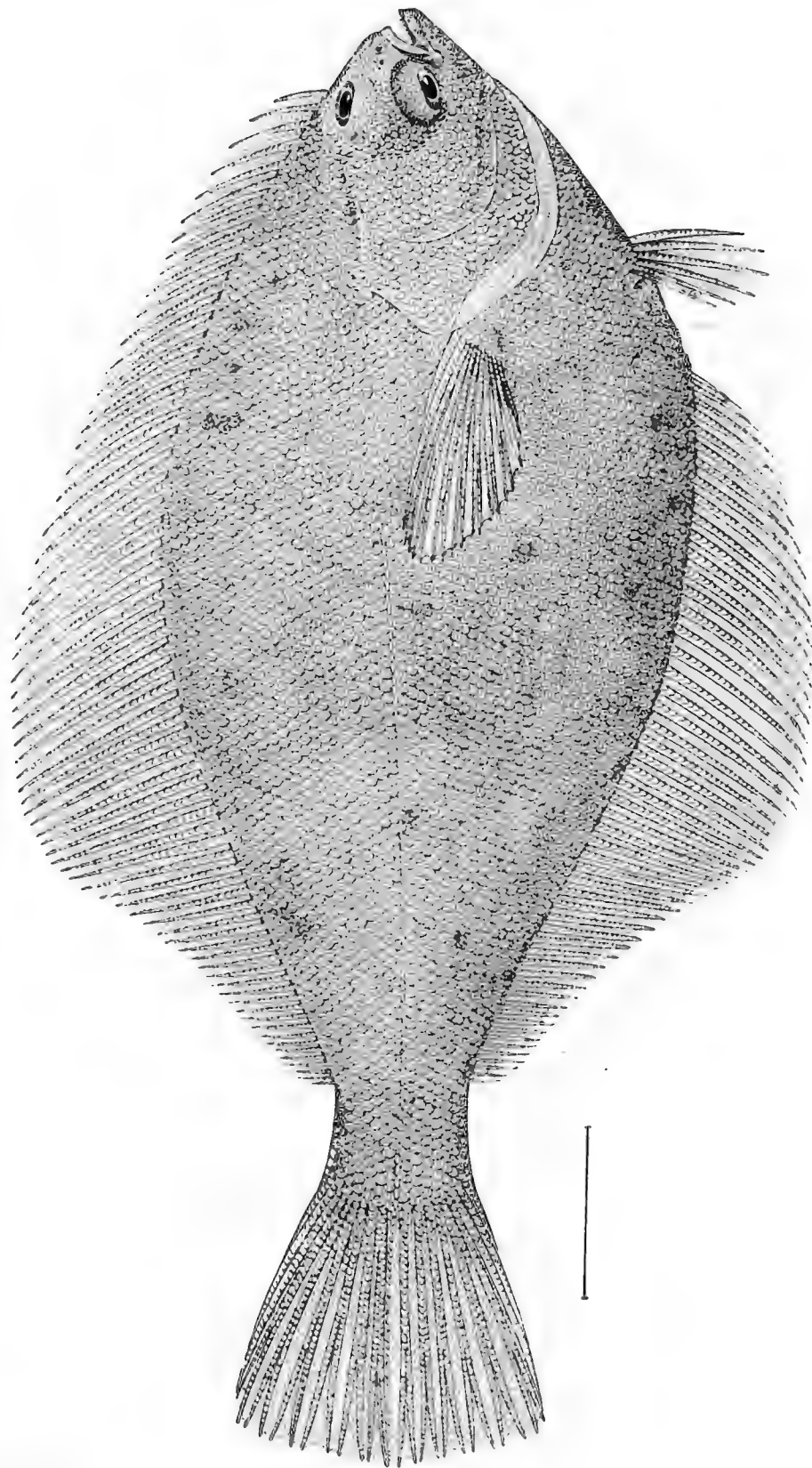
Drawing by H. L. Todd, from No. 24164, U. S. National Museum, collected at San Francisco, Cal., January, 1860, by Prof. D. S. Jordan.



THE ARCTIC FLOUNDER.

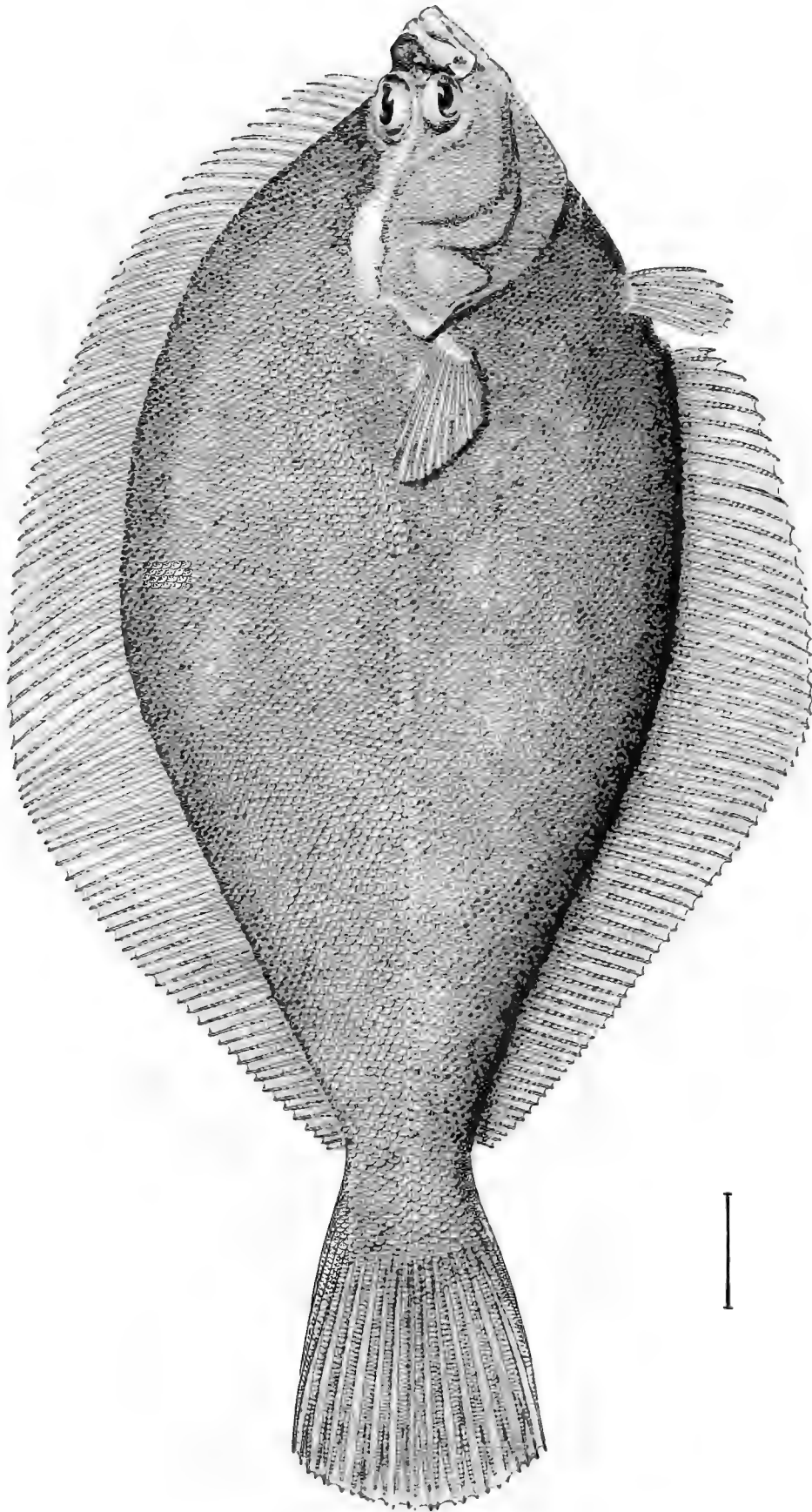
Pleuronectes glacialis, Pallas. (p. 184.)

Drawing by H. L. Todd, from No. 27497, U. S. National Museum, collected at Kotzebue Sound, September 2, 1880, by Dall and Benz.



THE ROUGH LIMANDA.


Limanda aspera (Pallas), Bean. (P. 184.)
Drawing by H. L. Todd, from No. 2794, U. S. National Museum, collected at Sitka, Alaska, 1880, by Dr. T. H. Bean.



THE RUSTY DAB.

Limanda ferruginea (Storer), Goode & Bean. (p. 184.)

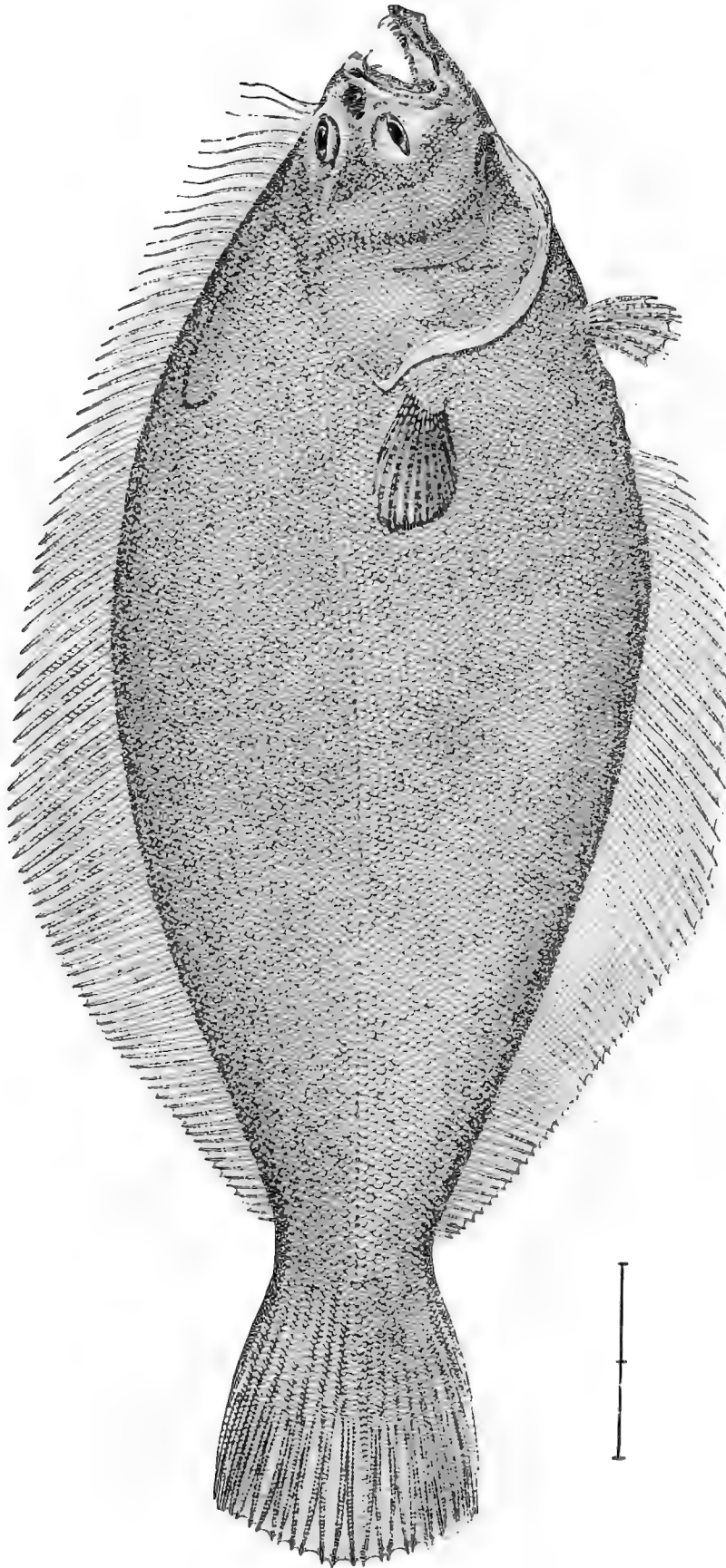
Drawing by H. L. Todd, from No. 21020, U. S. National Museum, collected at Halifax, Nova Scotia, September 4, 1877, by U. S. Fish Commission.



THE CALIFORNIA "SOLE."

Lepidopsetta bilineata (Ayres). Gill. (p. 1-5.)

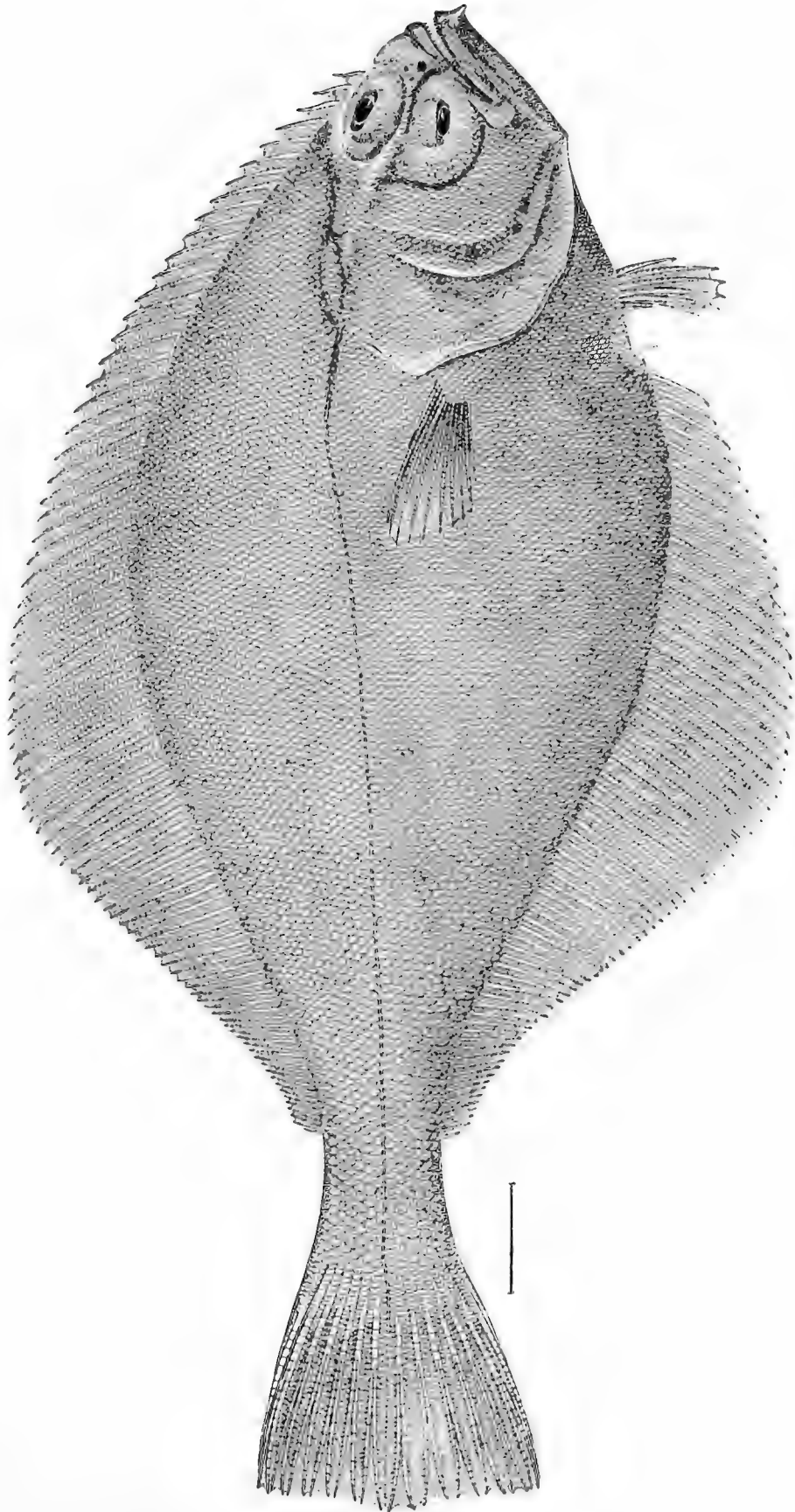
Drawing by H. L. Todd, from No. 27002, U. S. National Museum, collected at Saint Paul's, Kodiak Island, 1868, by Dr. T. H. Dean.



THE SAN FRANCISCO "SOLE."

Psettichthys melanostictus, Girard. (p. 186.)

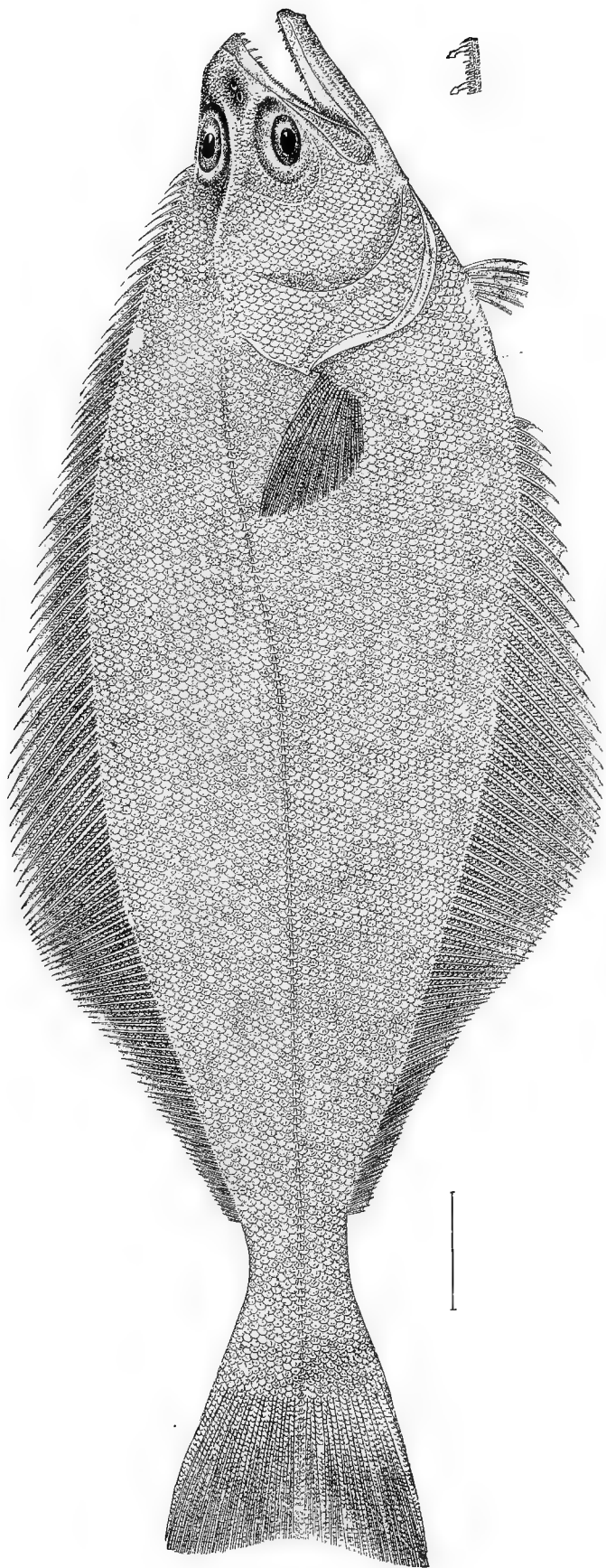
Drawing by H. L. Todd, from No. 27602, U. S. National Museum, collected at San Francisco, Cal., January, 1880, by Prof. D. S. Jordan.



THE ALASKA SAND DAB.

Hippoglossoides elassodon, J. & G. (p. 188.)

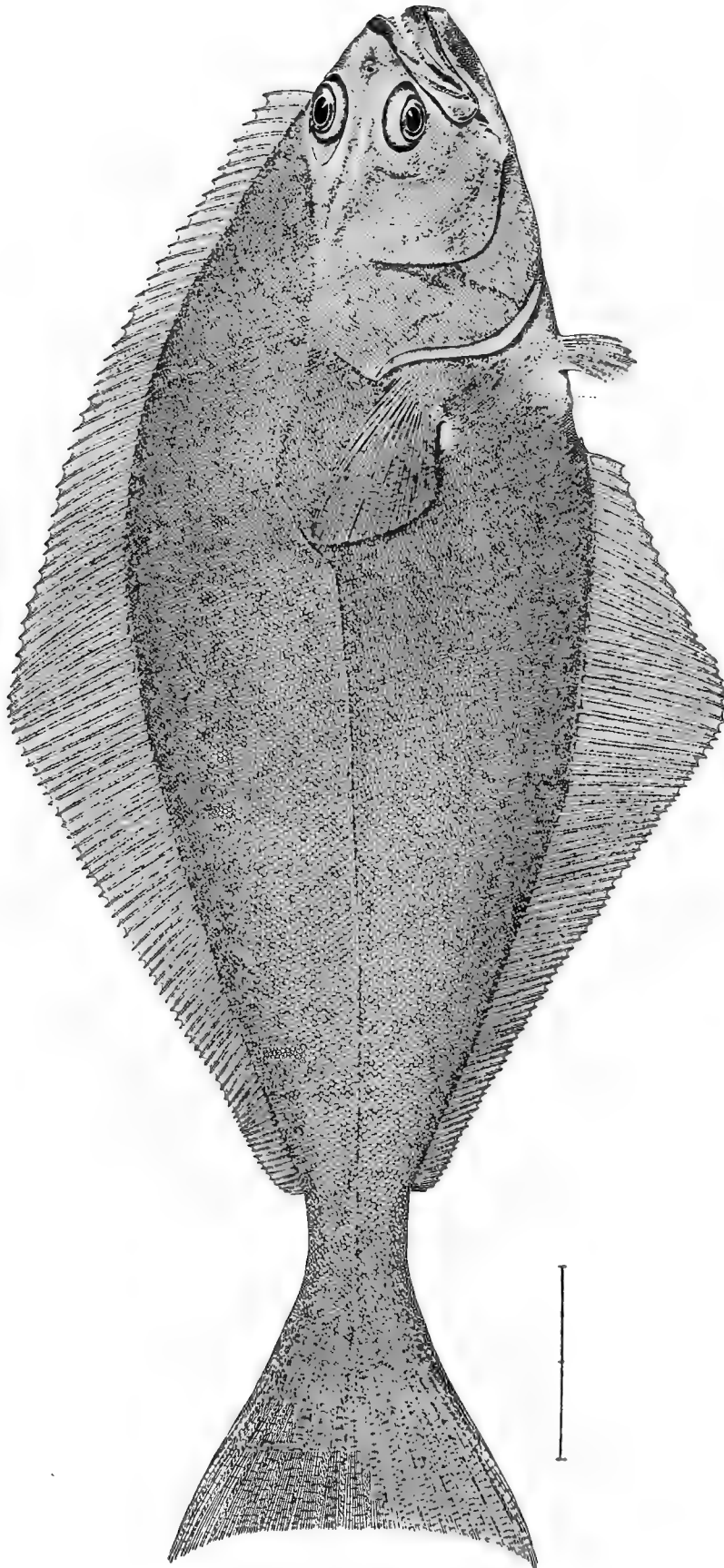
Drawing by H. L. Todd, from No. 27328, U. S. National Museum, collected at Humboldt Harbor, Shumagin, July 19, 1880, by Dr. T. H. Bean.



THE ATHERESTES FLOUNDER.

Atheresthes stomias, J. & G. (p. 188.)

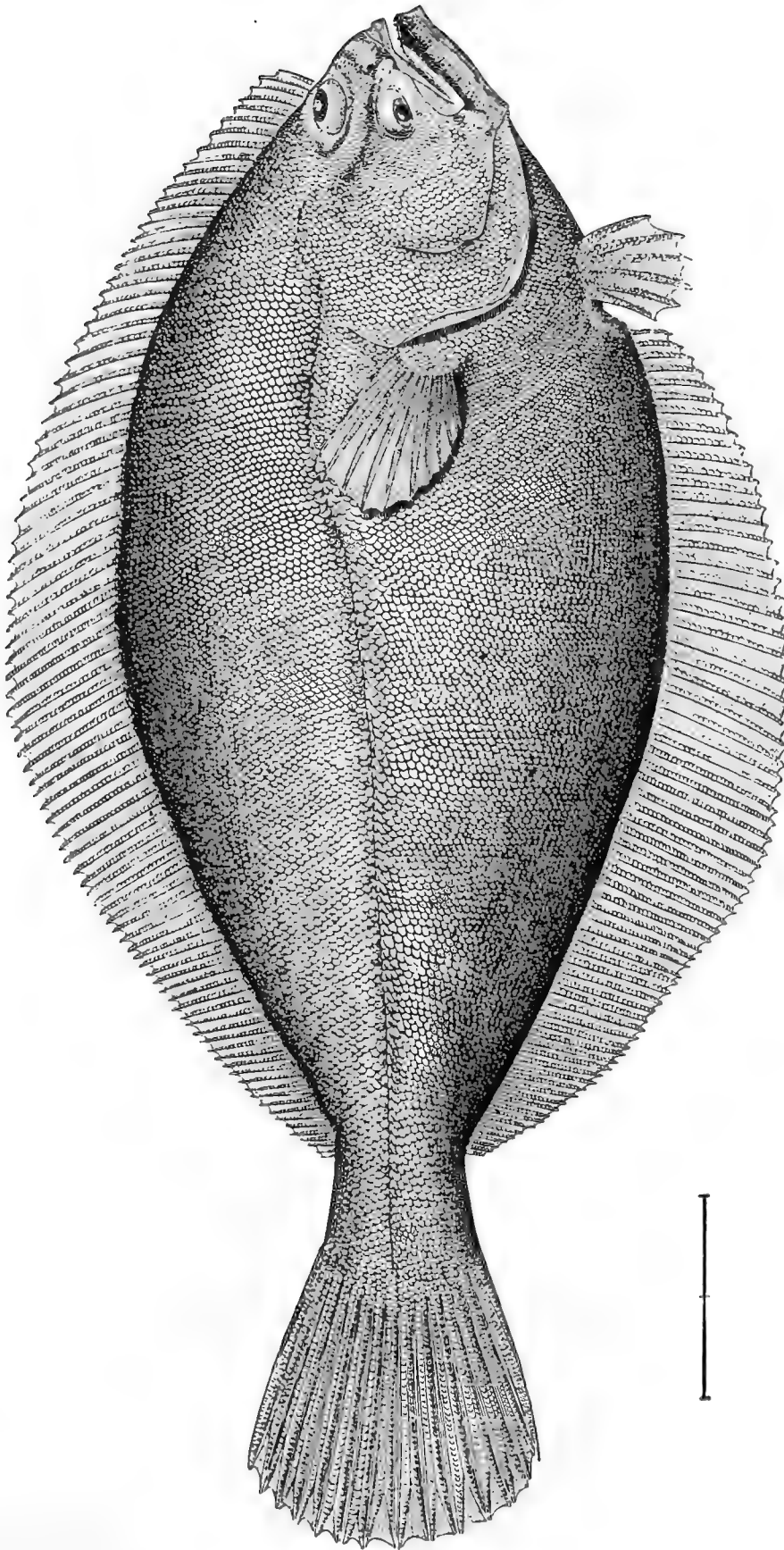
Drawing by H. L. Todd, from No. 27186, U. S. National Museum, collected at Point Reyes, California, 1880, by Jordan and Gilbert.



THE HALIBUT.

Hippoglossus vulgaris, Fleming. (p. 139.)

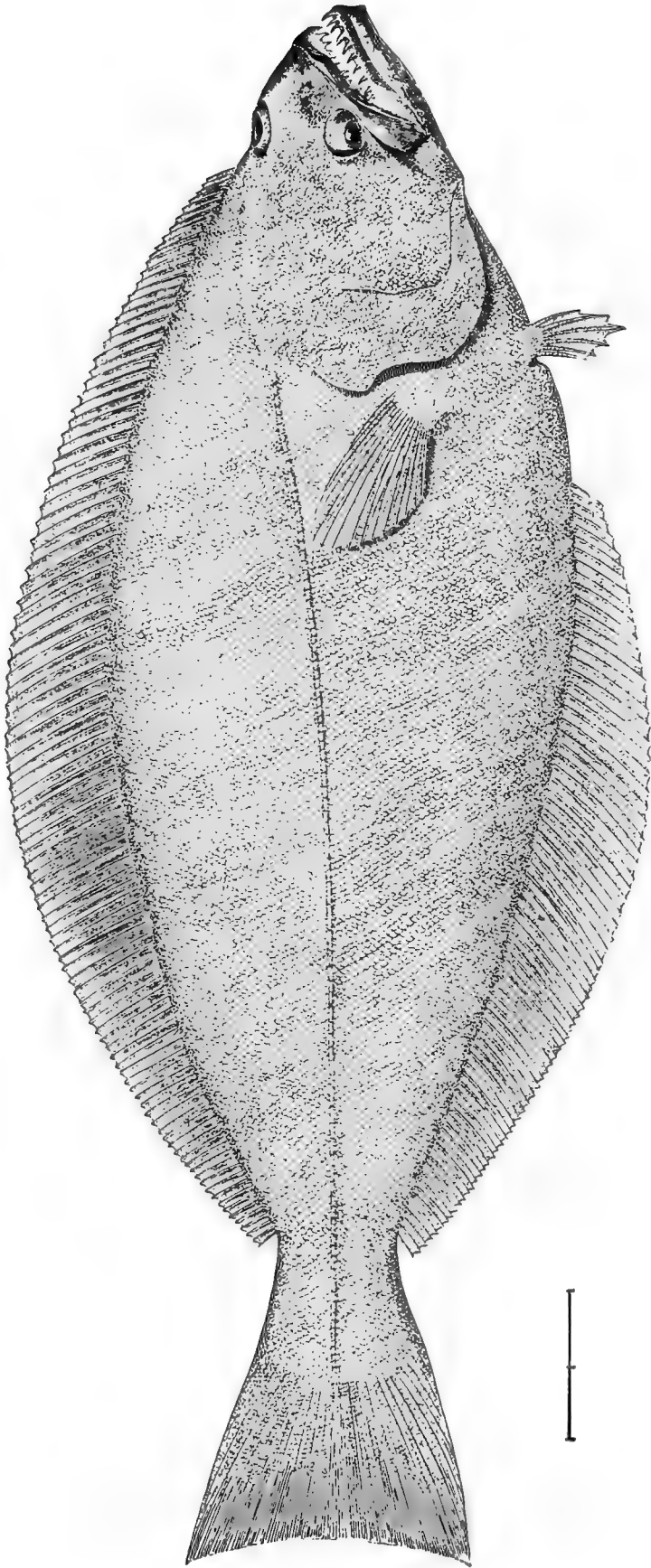
Drawing by H. L. Todd, from No. 10439, U. S. National Museum, collected at Eastport, Me., 1872, by U. S. Fish Commission.



THE SAND DAB.

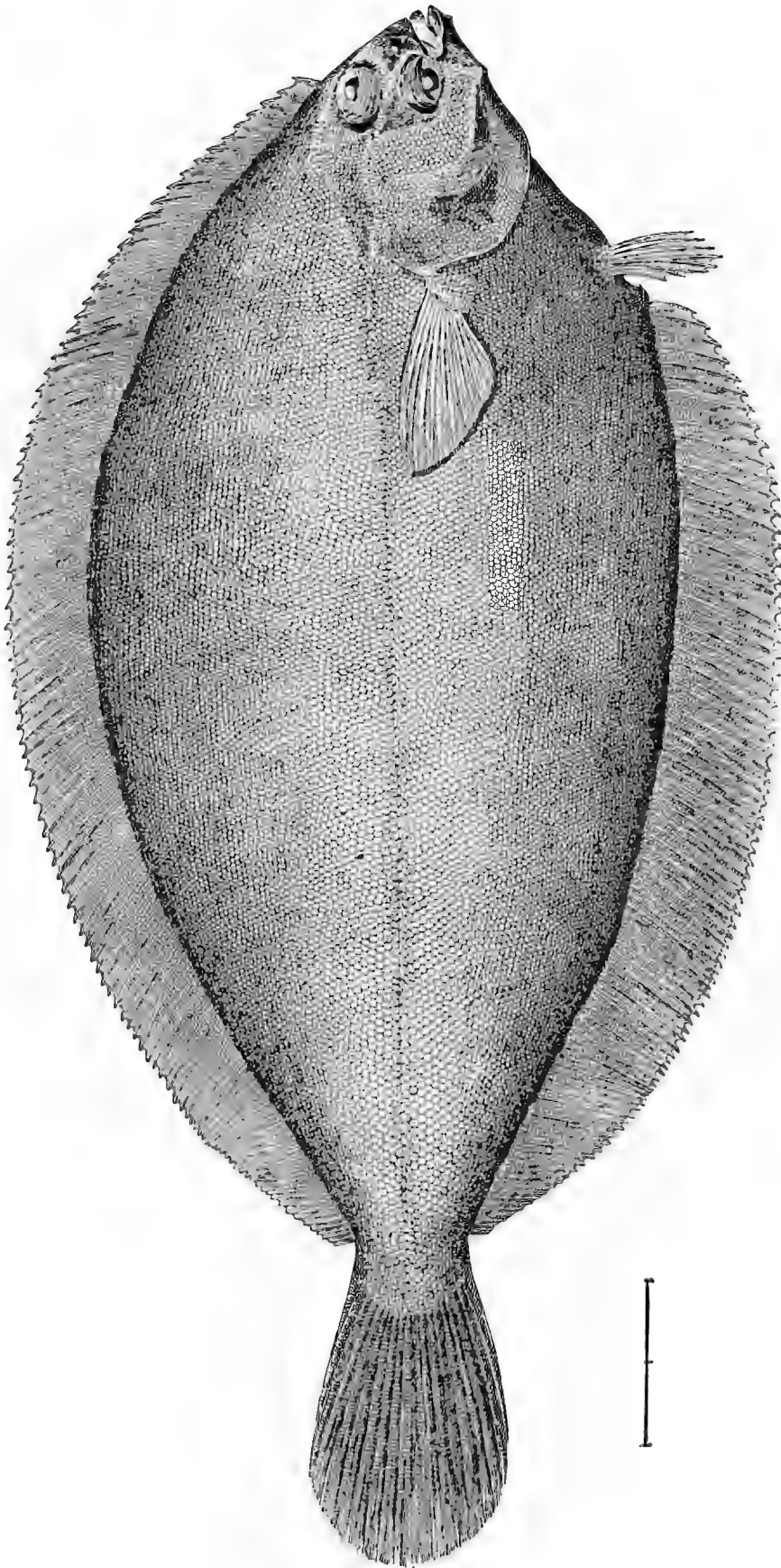
Hippoglossoides platessoides (Fab.), Gill. (p. 197.)

Drawing by H. L. Told, from No. 21002, U. S. National Museum, collected at Le Hare Bank, August 21, 1877, by U. S. Fish Commission.



THE GREENLAND TURBOT.

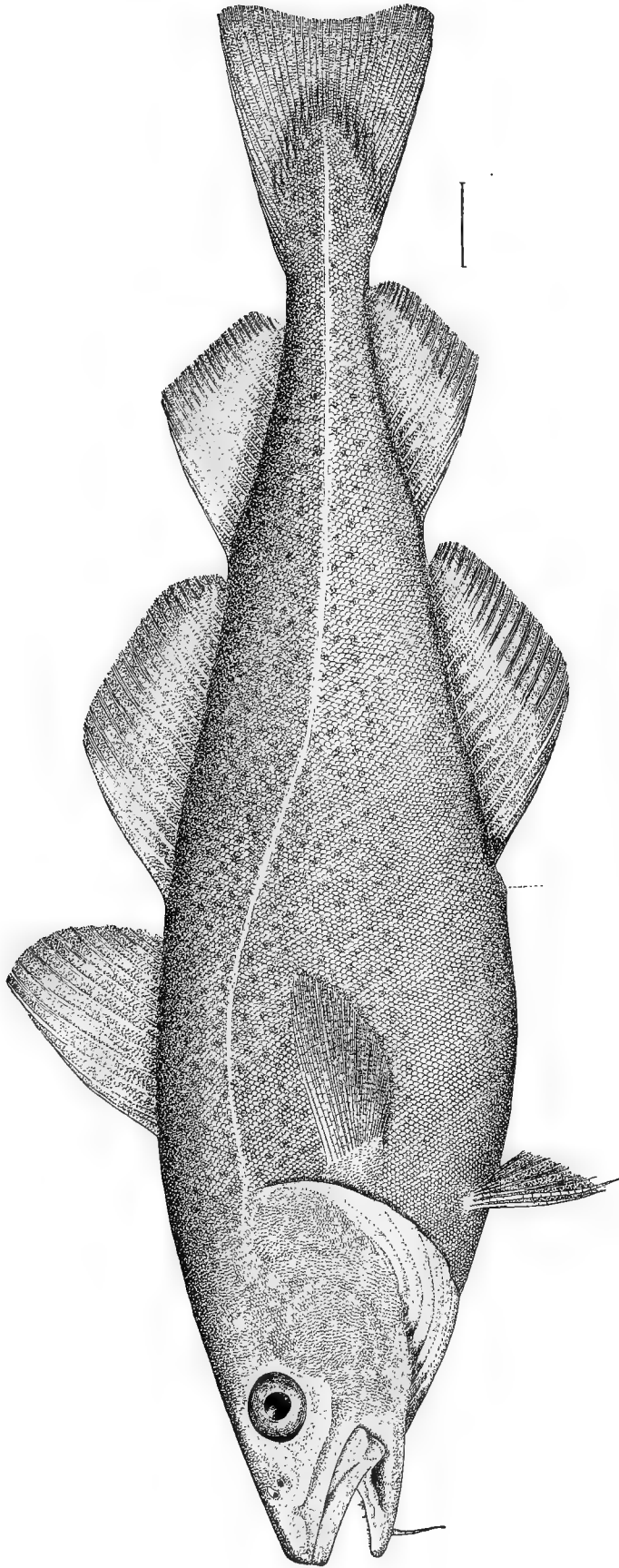
Platysomachichthys hippoglossoides (Walb.), Goode & Bean. (p. 197.)
Drawing by H. L. Todd, from a specimen obtained in Fulton Market, New York.



THE POLE FLOUNDER.

Glyptocephalus cynoglossus (L.), Gill. (p. 198.)

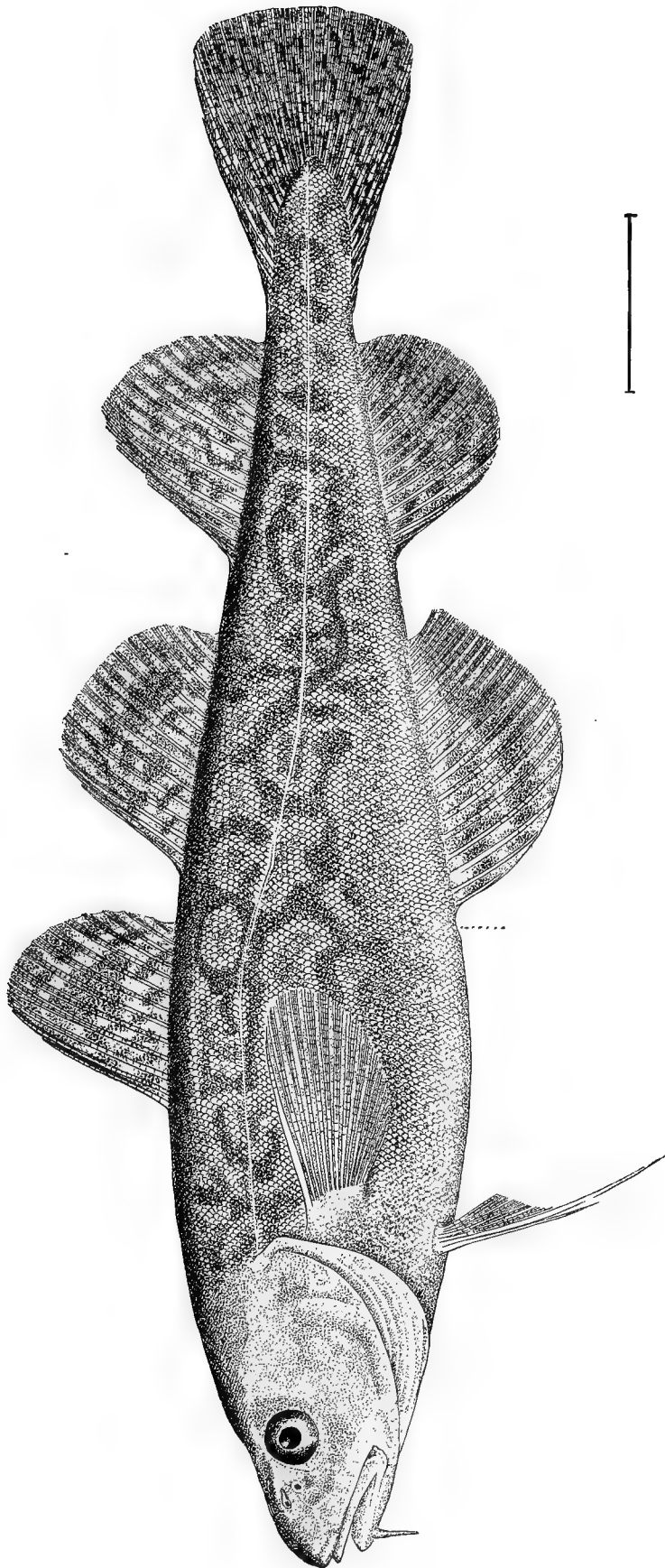
Drawing by H. L. Todd.



THE CODFISH.

Gadus morrhua, L. (p. 200.)

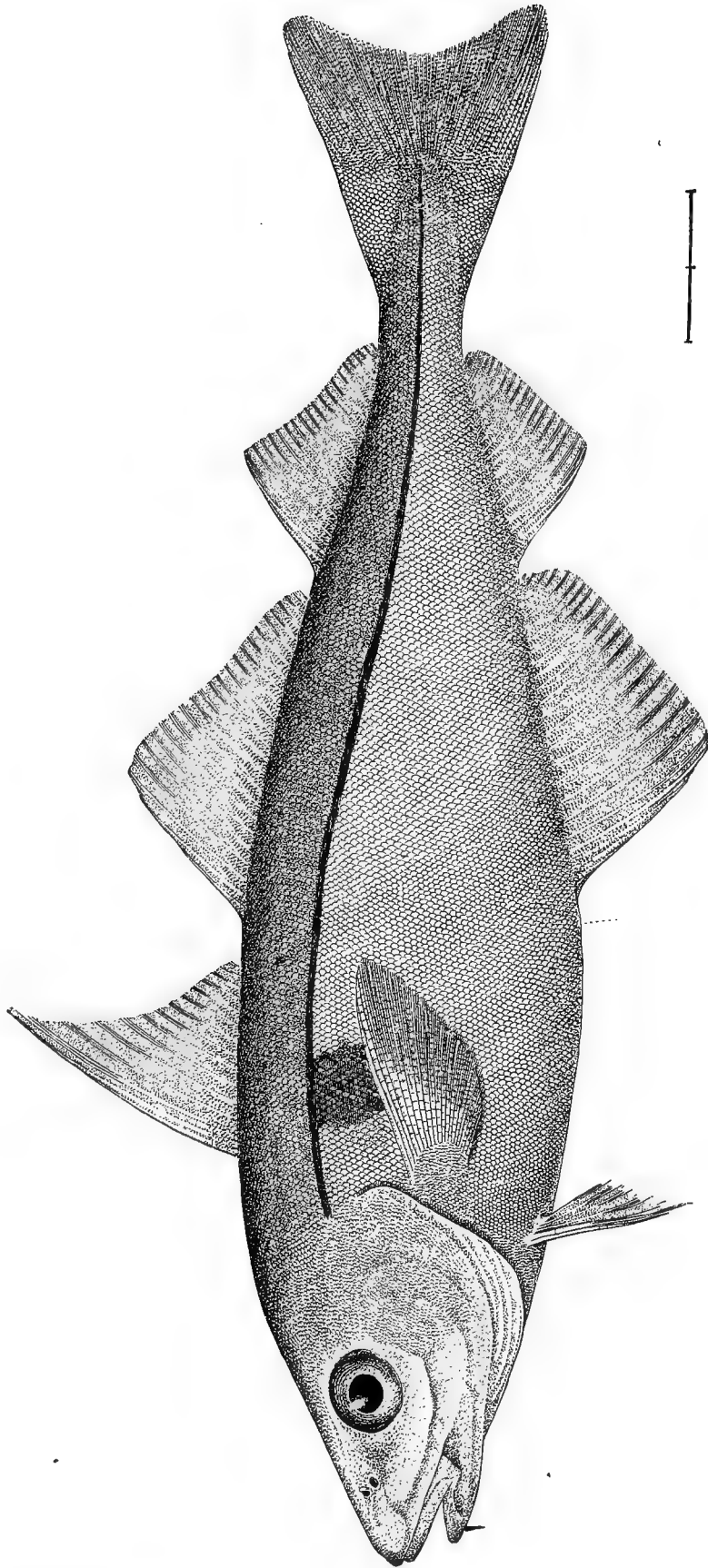
Drawing by H. L. Todd, from No. 10444, U. S. National Museum, collected at Eastport, Me., 1872, by U. S. Fish Commission.



THE ATLANTIC TOM COD.

Microgadus tomcod (Walb.), Gill. (p. 223.)

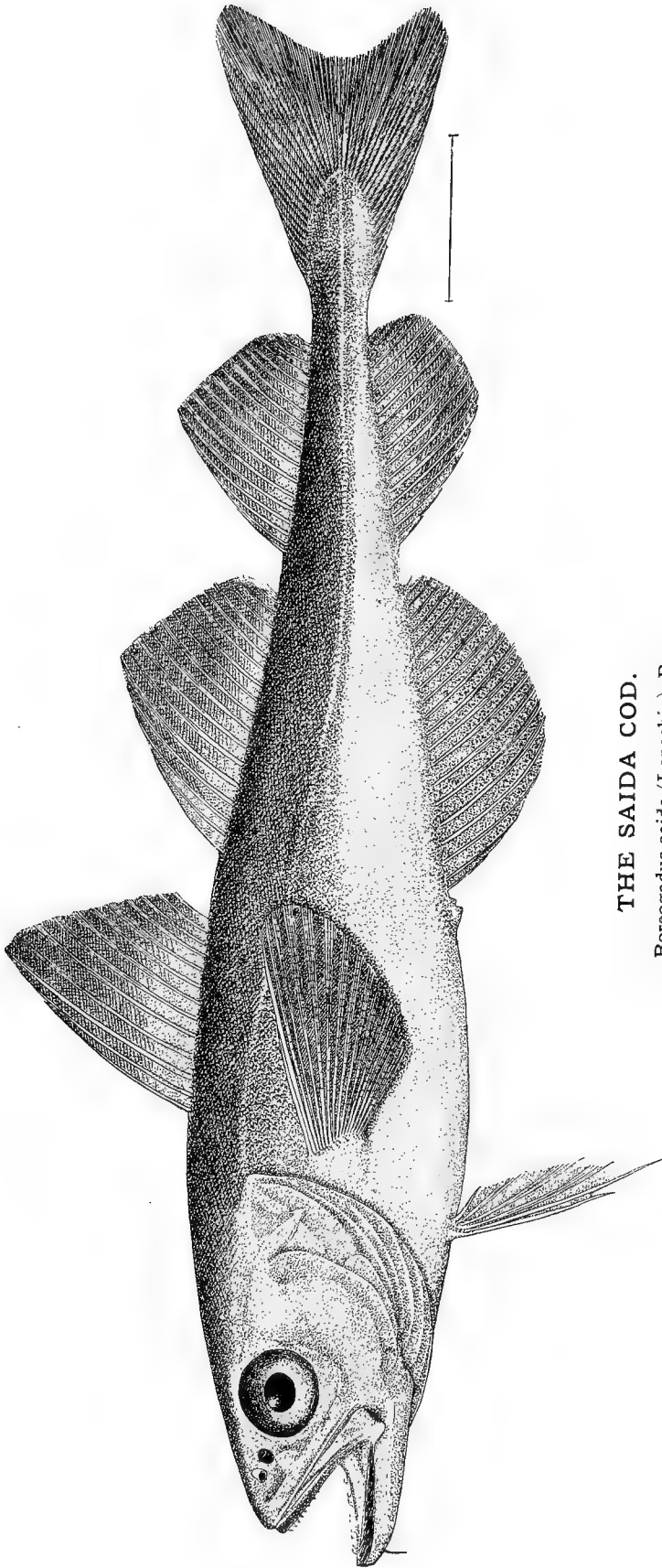
Drawing by H. L. Todd, from No. 17733, U. S. National Museum, collected at Wood's Holl, Mass., December 23, 1875, by Vinal N. Edwards.



THE HADDOCK.

Melanogrammus aeglefinus (L.), Gill. (p. 223.)

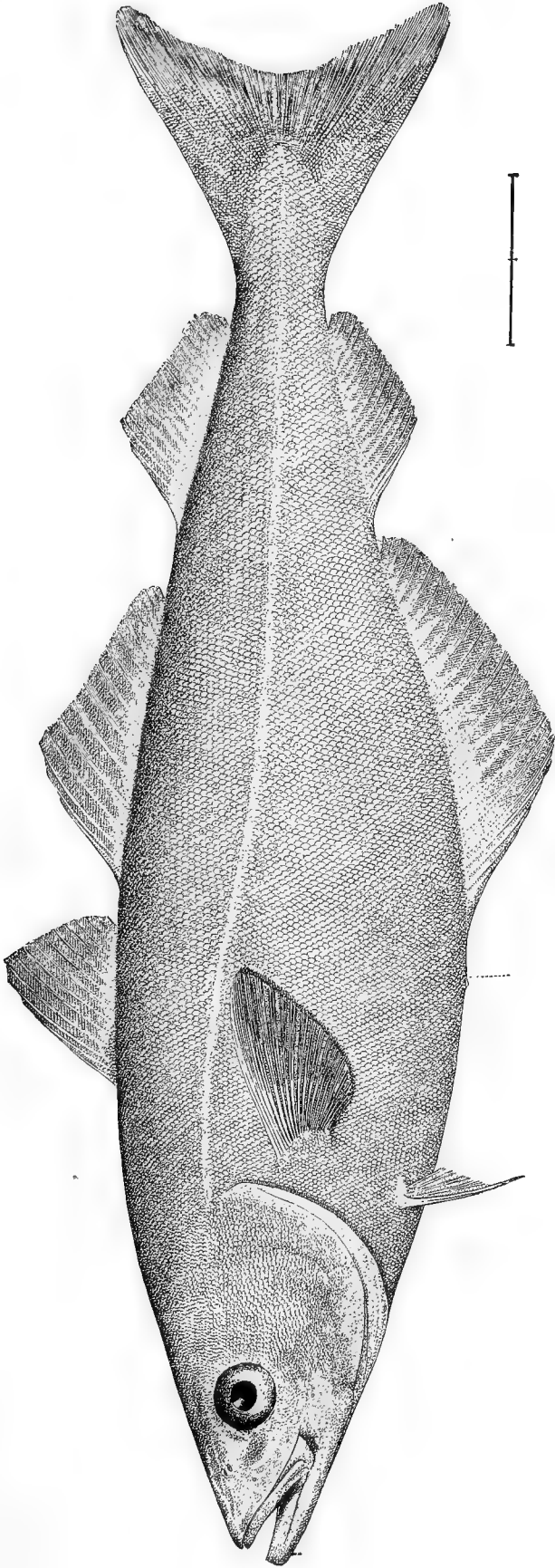
Drawing by H. L. Todd, from No. 10440, U. S. National Museum, collected at Eastport, Me., 1872, by U. S. Fish Commission.



THE SAIDA COD.

Boreogadus saida (Lepechin), Bean.

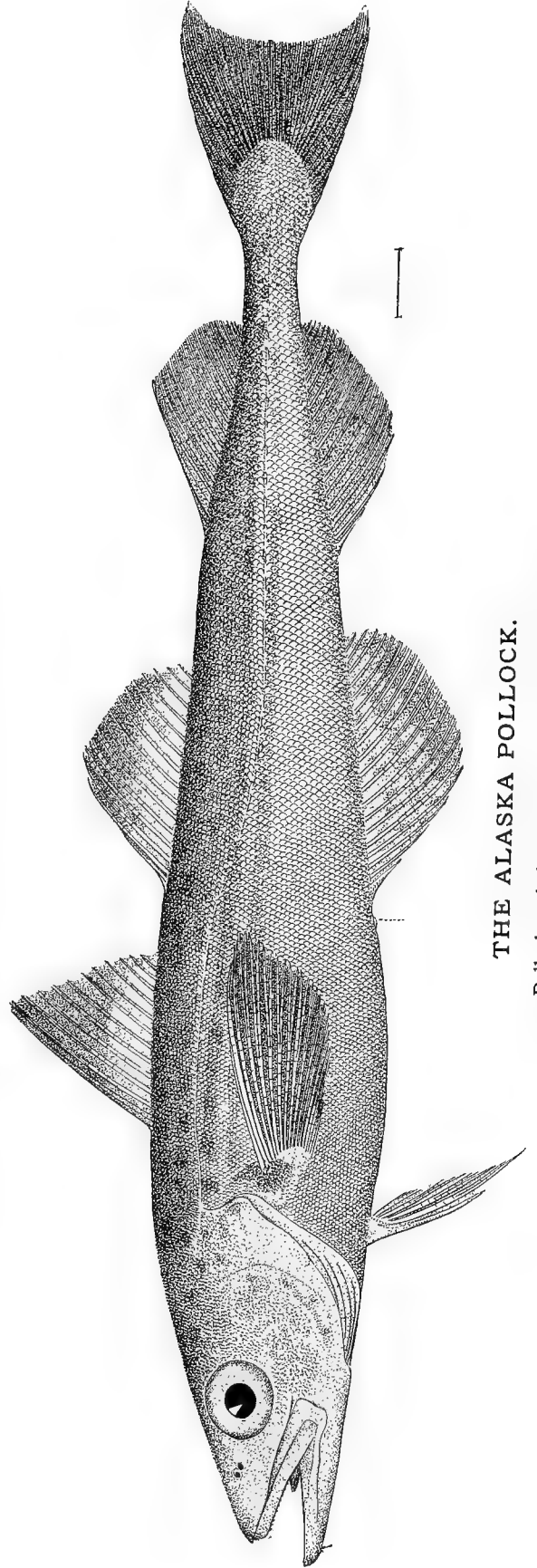
Drawing by H. L. Todd, from No. 21746, U. S. National Museum, collected at Annanactook Harbor, Cumberland Gulf, October 19, 1877, by Ludwig Kunliien.



THE POLLOCK.

Pollachius carbonarius (L.), Gill. (p. 228.)

Drawing by H. L. Todd, from No. 10443, U. S. National Museum, collected at Eastport, Me., 1872, by Prof. S. F. Baird.



THE ALASKA POLLOCK.


Pollachus chalcogrammus (Pallas). (p. 232.)

Drawing by H. L. Todd, from No. 27687, U. S. National Museum, collected at Pirate Cove, Shumagin Islands, Alaska, 1880, by William H. Dall.



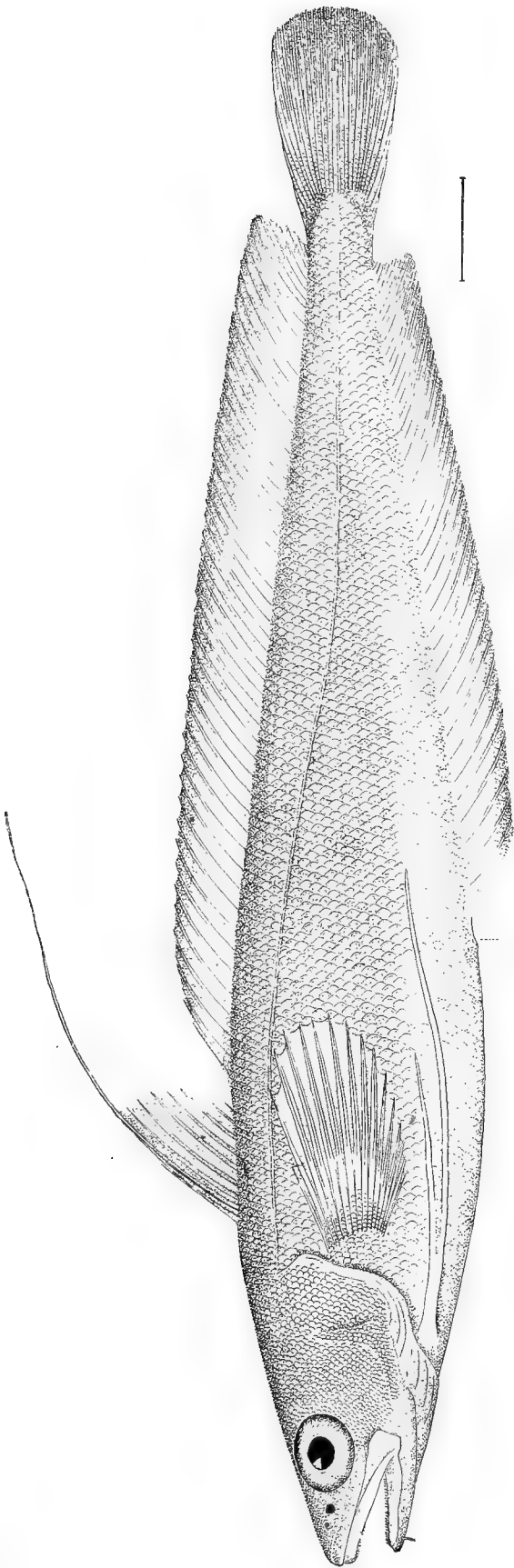
THE CUSK.

Brosmius brosme (Müller), White. (p. 233.)
Drawing by H. L. Todd, from No. 29907, U. S. National Museum, collected at Boston Market, January 11, 1882, by W. A. Wilcox.



THE BURBOT OR "FRESHWATER CUSK."

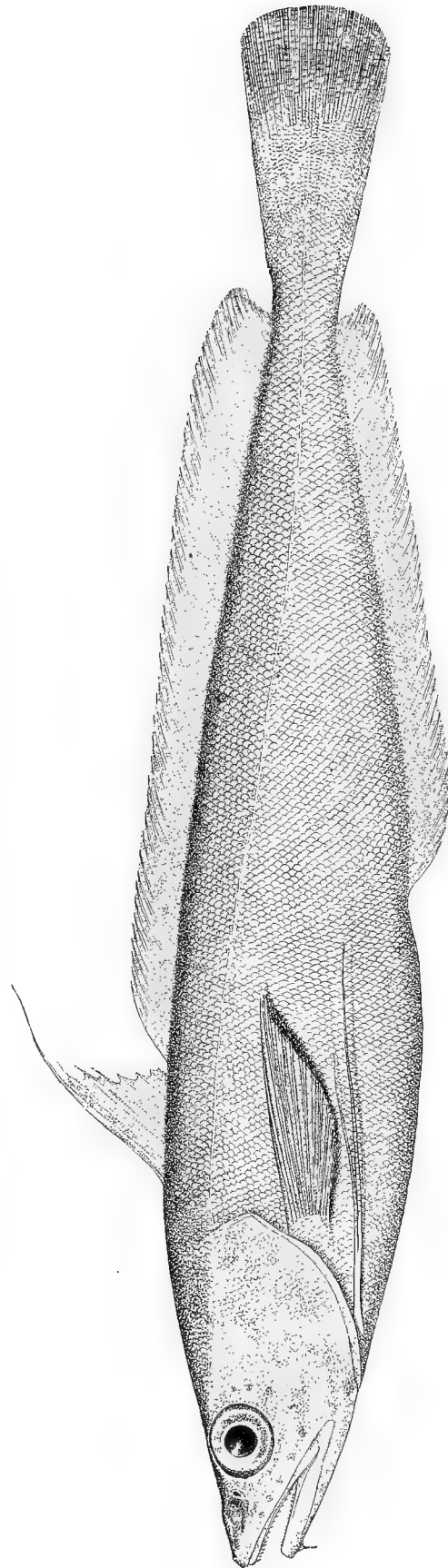
Lota maculosa (Le Sueur), C. & V. (p. 235.)
Drawing by H. L. Todd, from No. 10533, U. S. National Museum, collected at Ecorse, Mich., by J. W. Milner.



THE COMMON HAKE.

Phycis chuss (Walb.), Gill. (p. 234.)

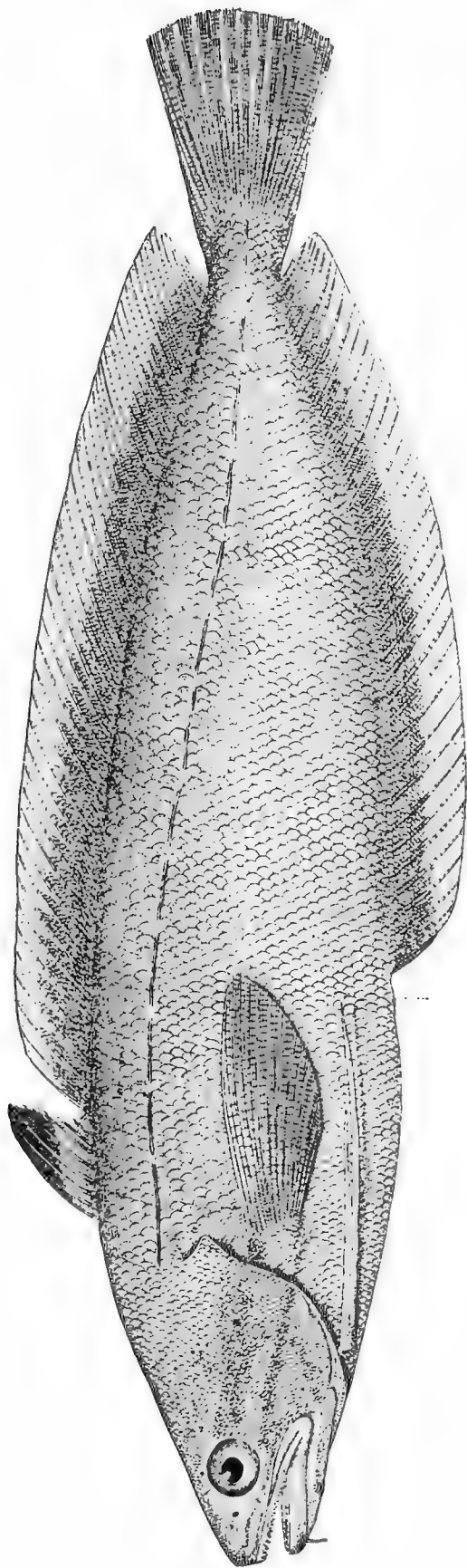
Drawing by H. L. Todd, from No. 28707, U. S. National Museum, collected at Martha's Vineyard, July 16, 1881, by U. S. Fish Commission.



THE SQUIRREL OR WHITE HAKE.

Phycis tenuis (Mitchell), De Kay. (p. 234.)

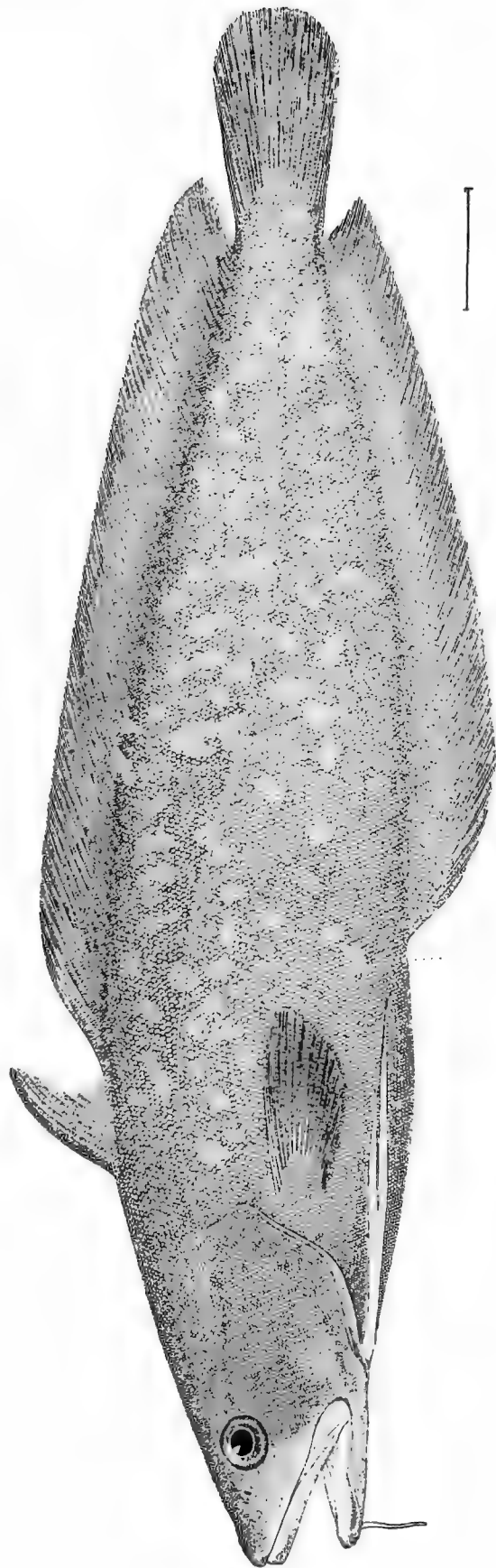
Drawing by H. L. Todd, from No. 21029, U. S. National Museum, collected in Halifax Harbor, November 30, 1877, by U. S. Fish Commission.



THE KING HAKE.

Phycis regius (Walb.), Gill. (p. 234.)

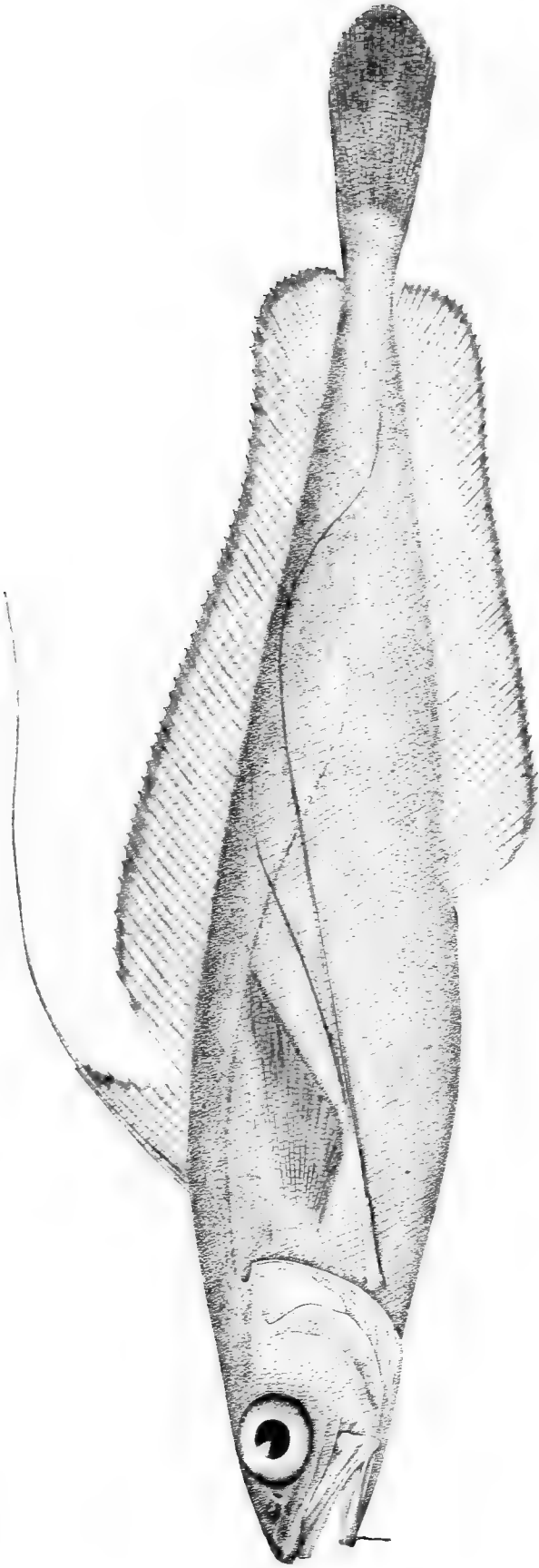
Drawing by H. L. Todd, from No. 20423, U. S. National Museum, obtained at New York Aquarium, 1878, by E. G. Blackford.



EARL'S HAKE.

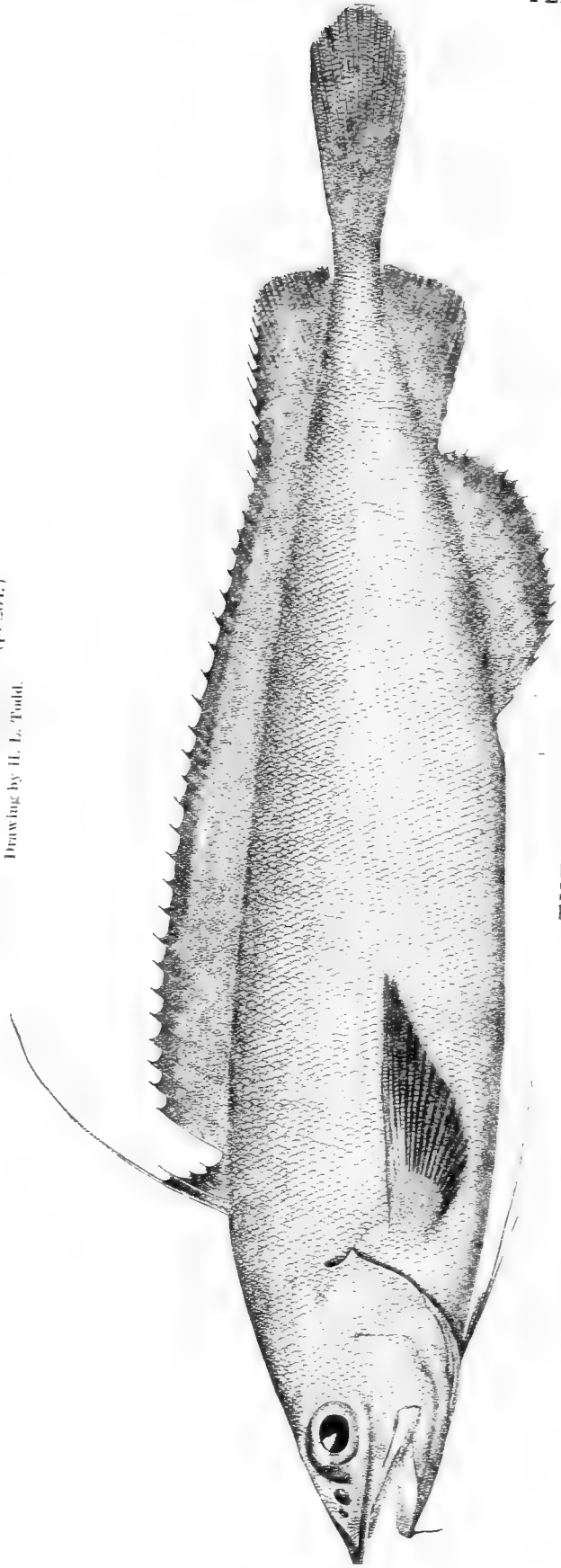
Phycis Earllii, Bean. (p. 234.)

Drawing by H. L. Todd, from No. 25207, U. S. National Museum, collected at Charleston, S. C., March 23, 1880, by R. E. Earll.



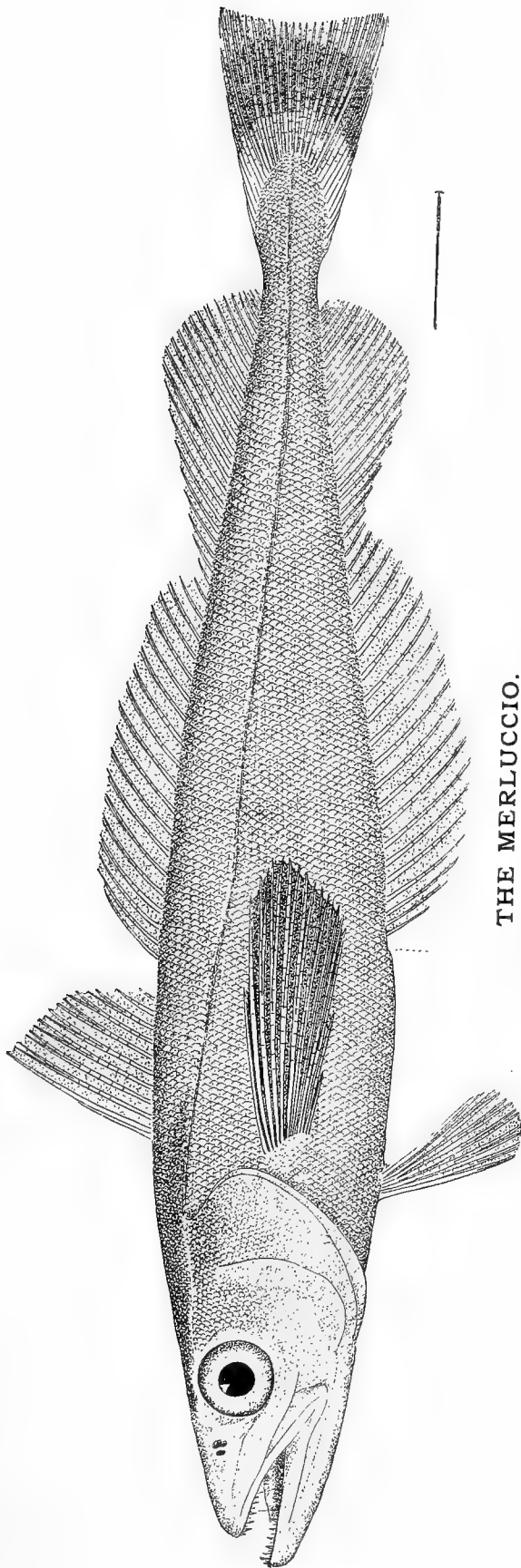
CHESTER'S HAKE.

Phycis Chesteri, Goode & Bean. (p. 234.)
Drawing by H. L. Todd.



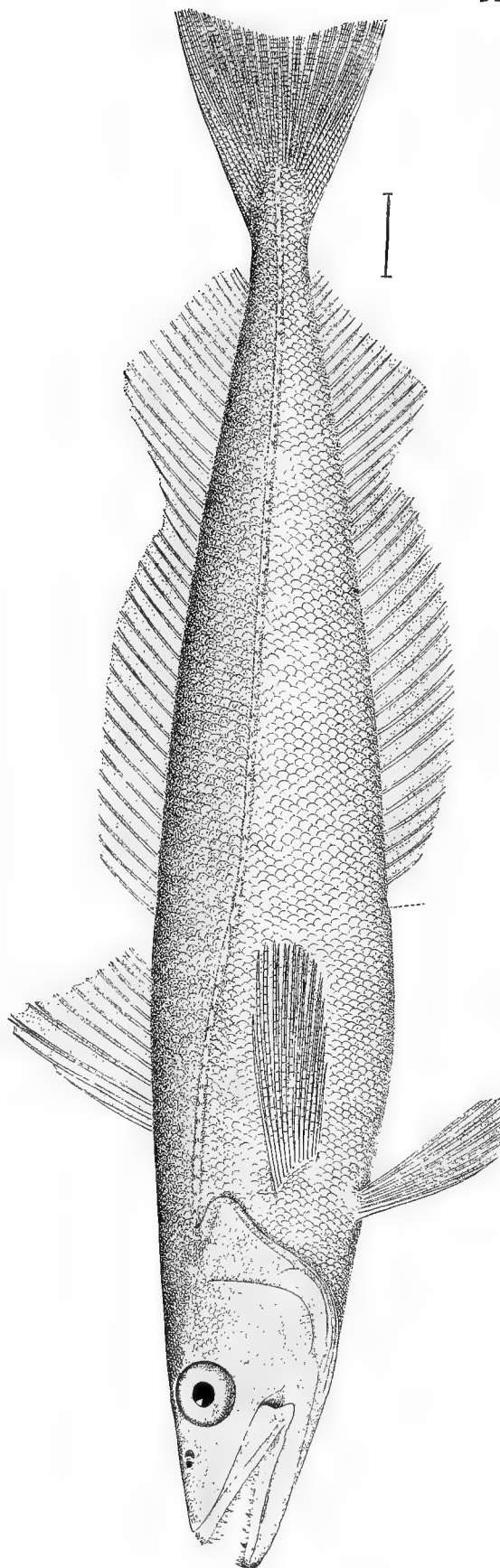
THE BLUE HAKE.

Haloporphyrus viola, Goode & Bean.
Drawing by H. L. Todd, from No. 24837, U. S. National Museum, collected on Le Havre Bank, August 26, 1878, by Capt. J. W. Collins, schooner Marlon.



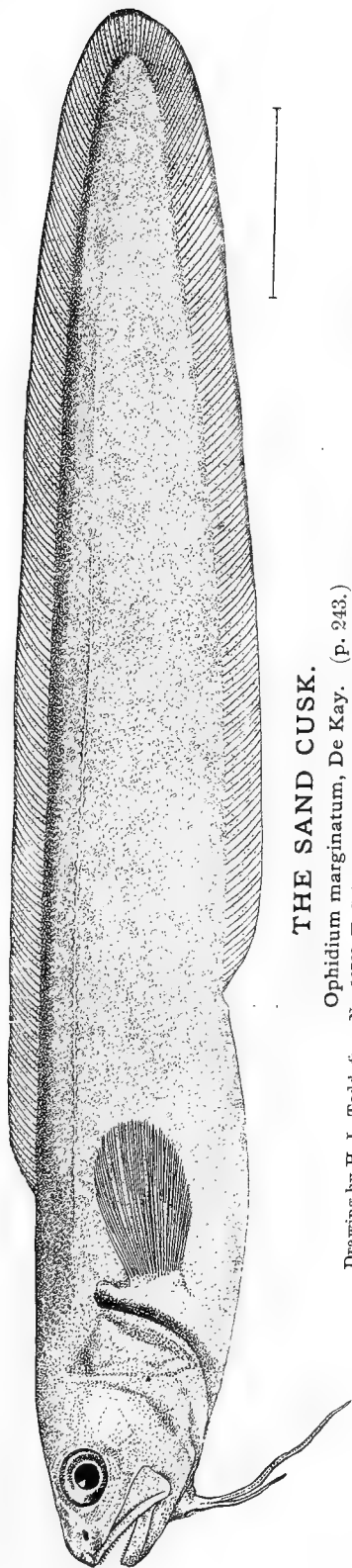
THE MERLUCCIO.

Merlucius productus (Ayres), Gill. (p. 243.)
Drawing by H. L. Todd, from No. 23638, U. S. National Museum, collected at Seattle, Wash. Ter., 1880, by Col. F. W. Prosser.




THE SILVER HAKE OR NEW ENGLAND WHITING.

Merlucius bilinearis (Mitch.), Gill. (p. 240.)
Drawing by H. L. Todd, from No. 21016, U. S. National Museum, collected at Halifax, Nova Scotia, September 8, 1877, by the U. S. Fish Commission.



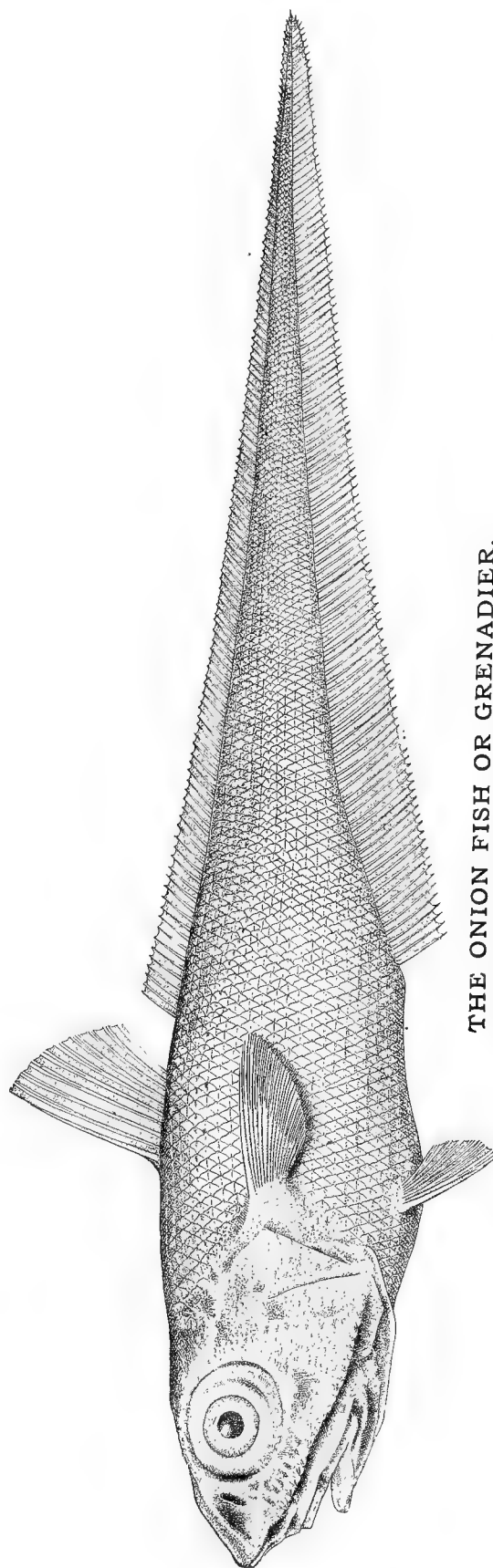
THE SAND CUSK.

Ophidium marginatum, De Kay. (p. 243.)
Drawing by H. L. Todd, from No. 10762, U. S. National Museum, collected at Tompkinsville, New York, by C. Copley.



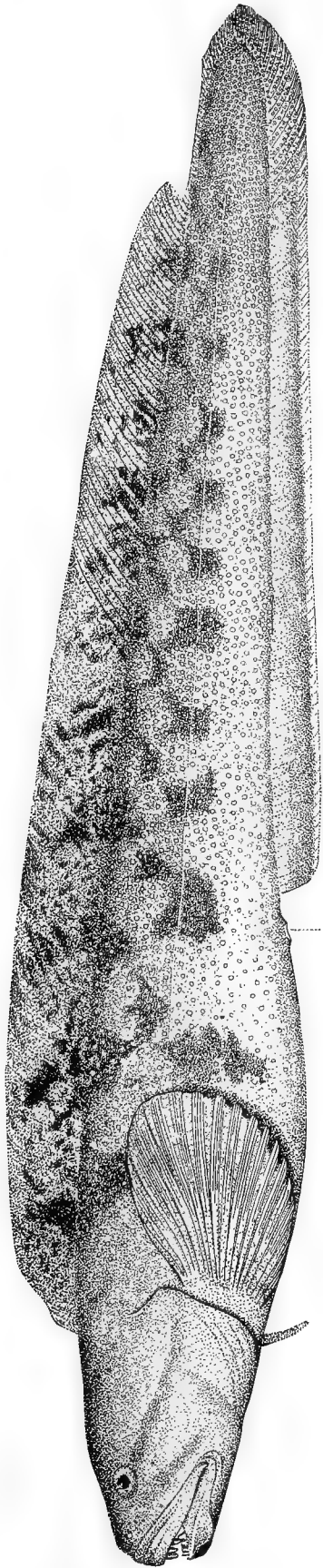
THE LANT OR SAND EEL.

Ammodytes americanus, De Kay. (p. 244.)
Drawing by H. L. Todd, from No. 16500, U. S. National Museum, collected at Nantucket, Mass., August 12, —, by U. S. Fish Commission.




THE ONION FISH OR GRENADIER.

Macrurus rupestris (Müller), Block. (p. 244.)
Drawing by H. L. Todd, from No. 15608, U. S. National Museum, collected at Saint George's Bank, October 27, 1875. Presented by E. G. Blackford.




THE MUTTON-FISH.

Zoarces anguillaridis (Peck), Storer. (P. 247.)
Drawing by H. L. Todd, from No. 10438, U. S. National Museum, collected at Eastport, Me., 1872, by U. S. Fish Commission.



VAHL'S LYCODES.

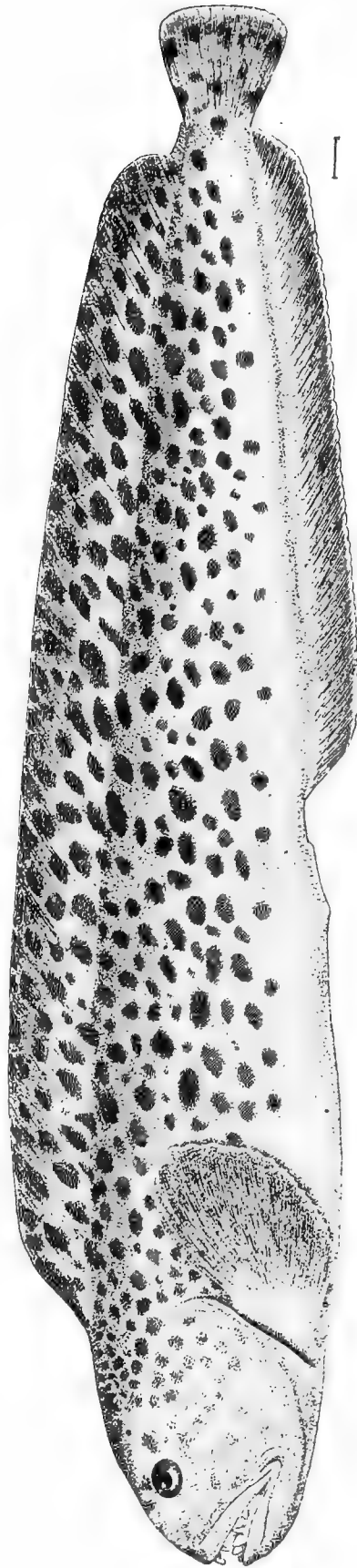
Lycodes Vahllei, Reinhardt. (P. 247.)
Drawing by H. L. Todd, from No. 21991, U. S. National Museum, collected on Le Have Bank, by Capt. Z. Hawkins, schooner Gwendolen.



THE COMMON CATFISH OR WOLF-FISH.

Anarrhichas lupus, L. (p. 248.)

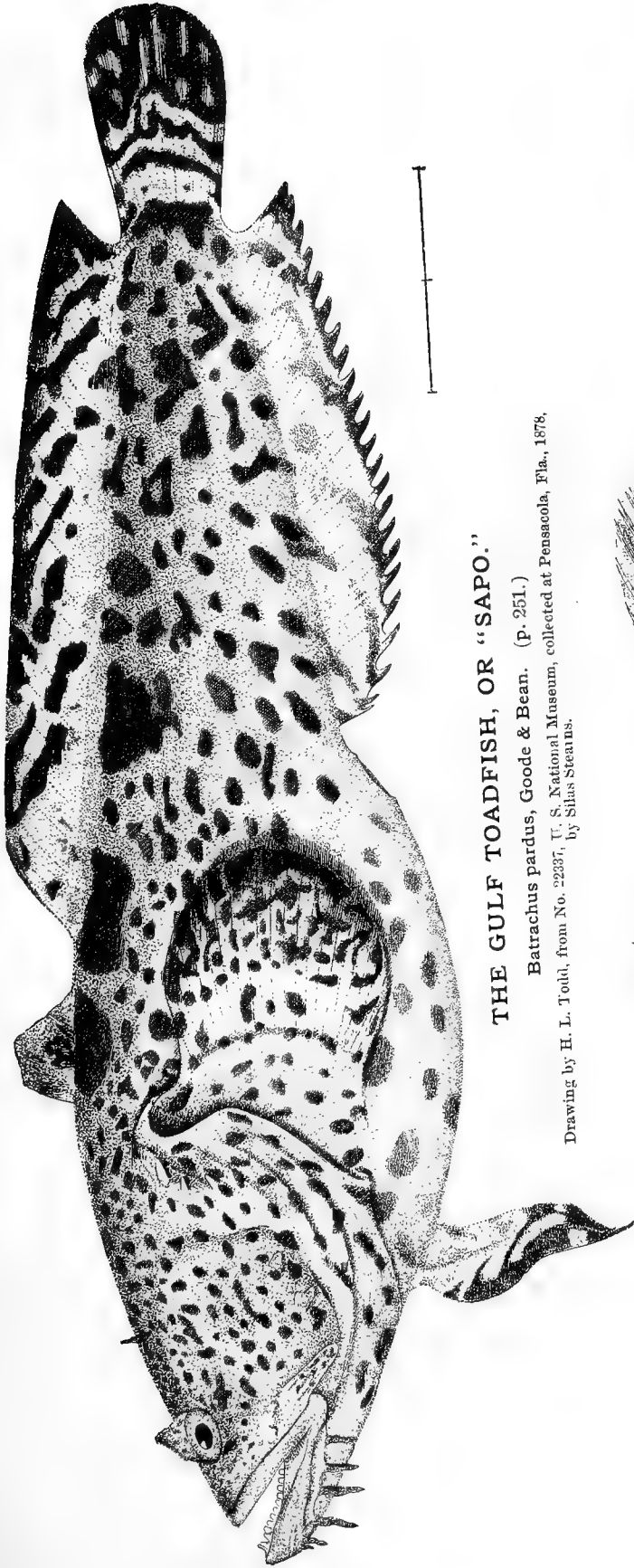
Drawing by H. L. Todd, from No. 21846, U. S. National Museum, collected on George's Bank, September 27, 1878, by Capt. John Gourville.



THE SPOTTED CATFISH.

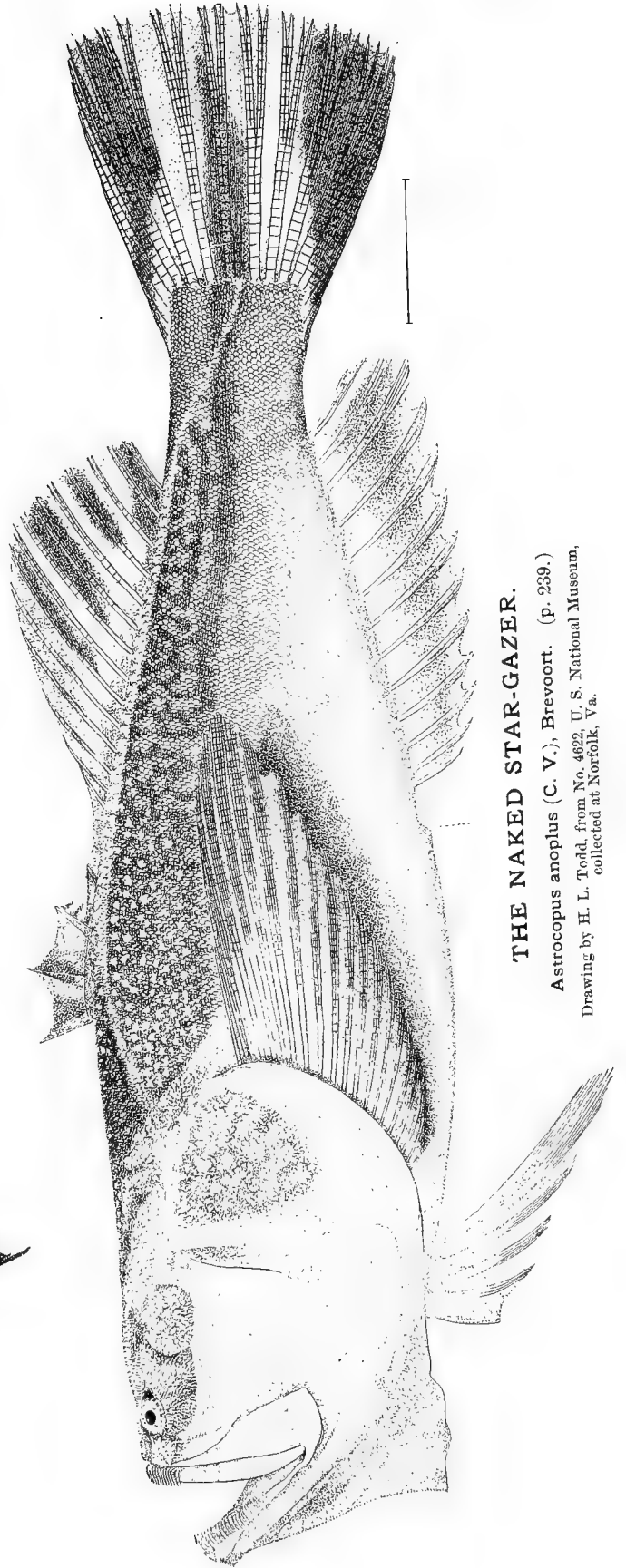
Anarrhichas minor, Olafsen. (p. 249.)

Drawing by H. L. Todd, from No. 21618, U. S. National Museum, collected at sea November, 1878, by Capt. R. H. Hurlbert.



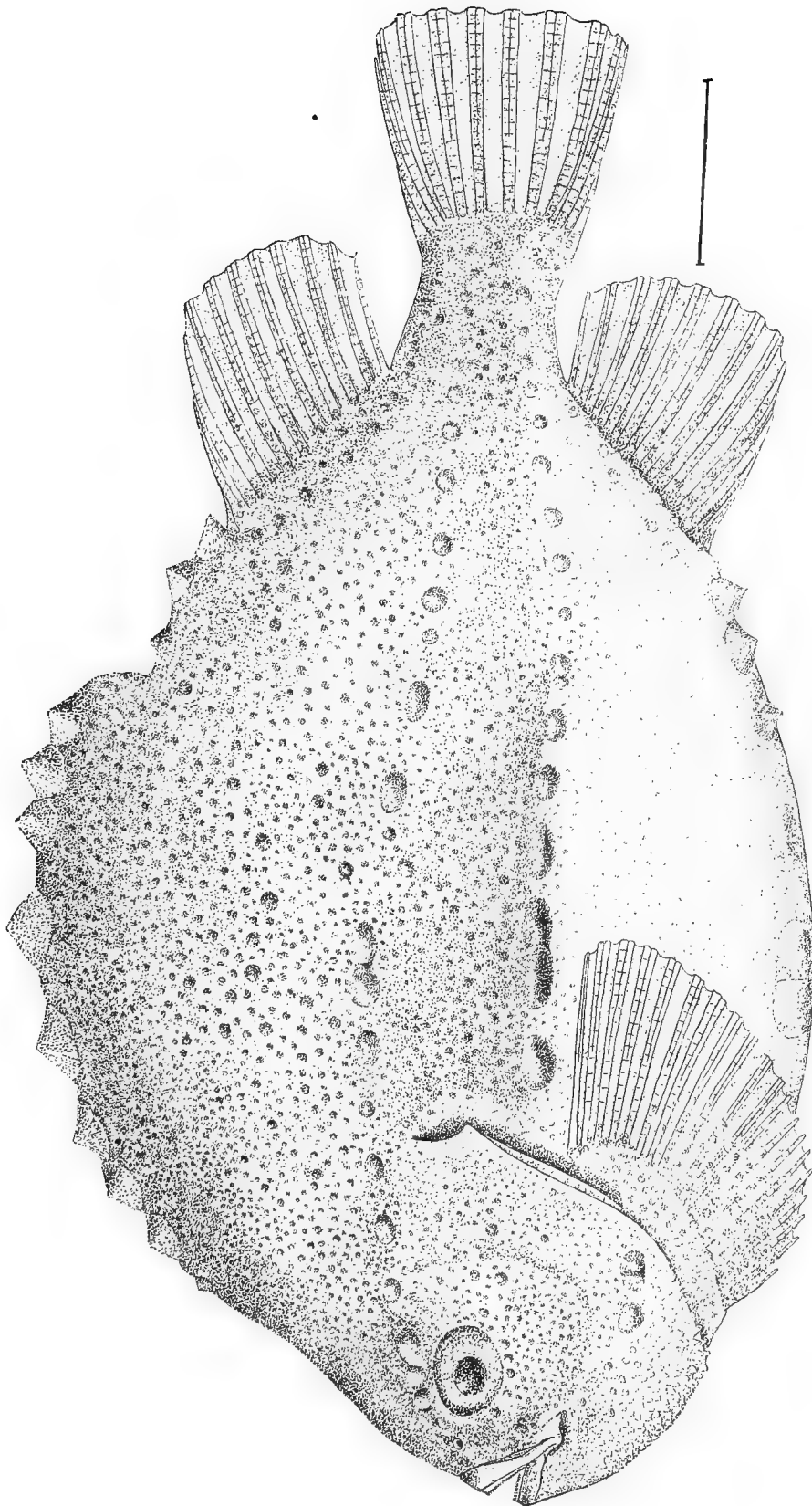
THE GULF TOADFISH, OR "SAPO."

Batrachus pardus, Goode & Bean. (p. 251.)
Drawing by H. L. Todd, from No. 2237, U. S. National Museum, collected at Pensacola, Fla., 1876,
by Silas Stearns.



THE NAKED STAR-GAZER.

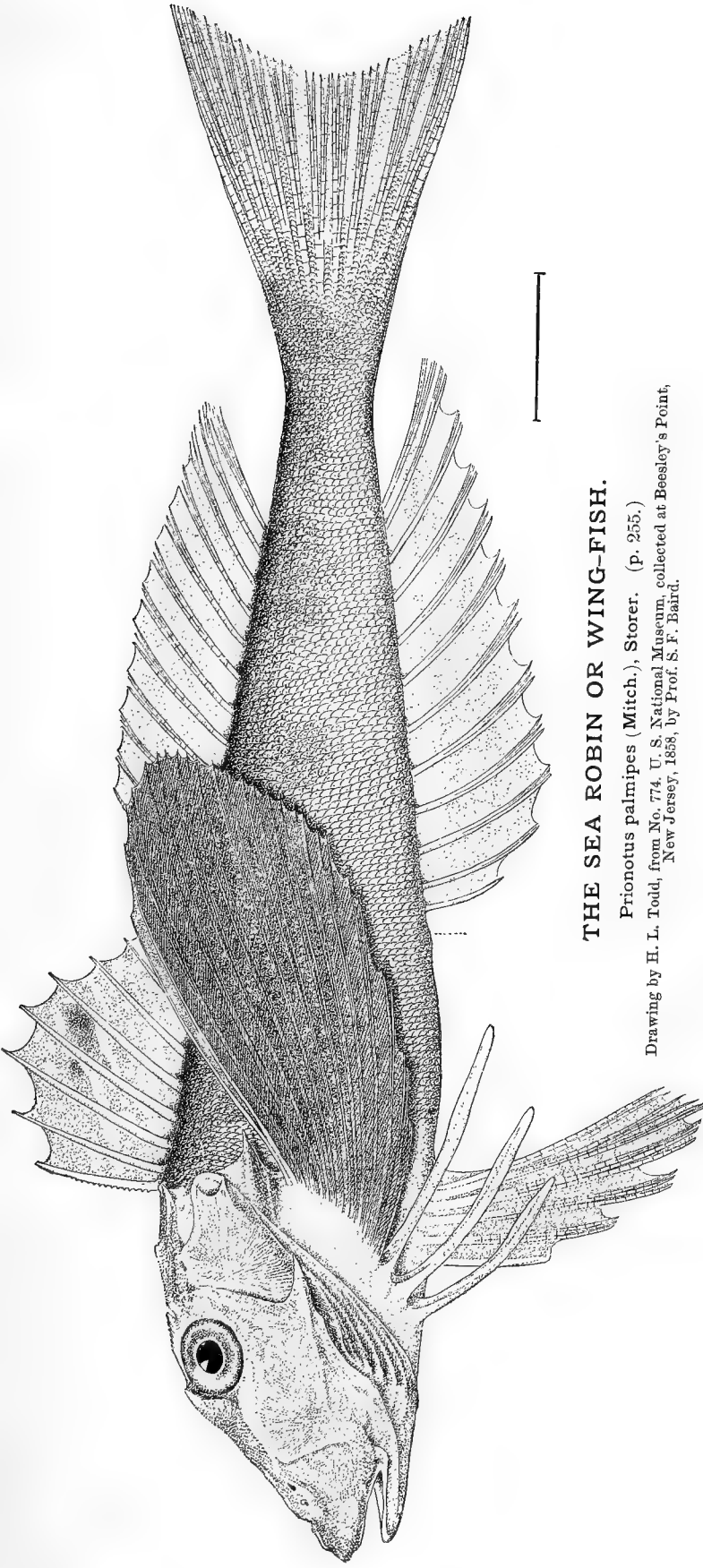
Astrocopus anoplus (C. V.), Brevoort. (p. 239.)
Drawing by H. L. Todd, from No. 4622, U. S. National Museum,
collected at Norfolk, Va.



THE LUMP-FISH.

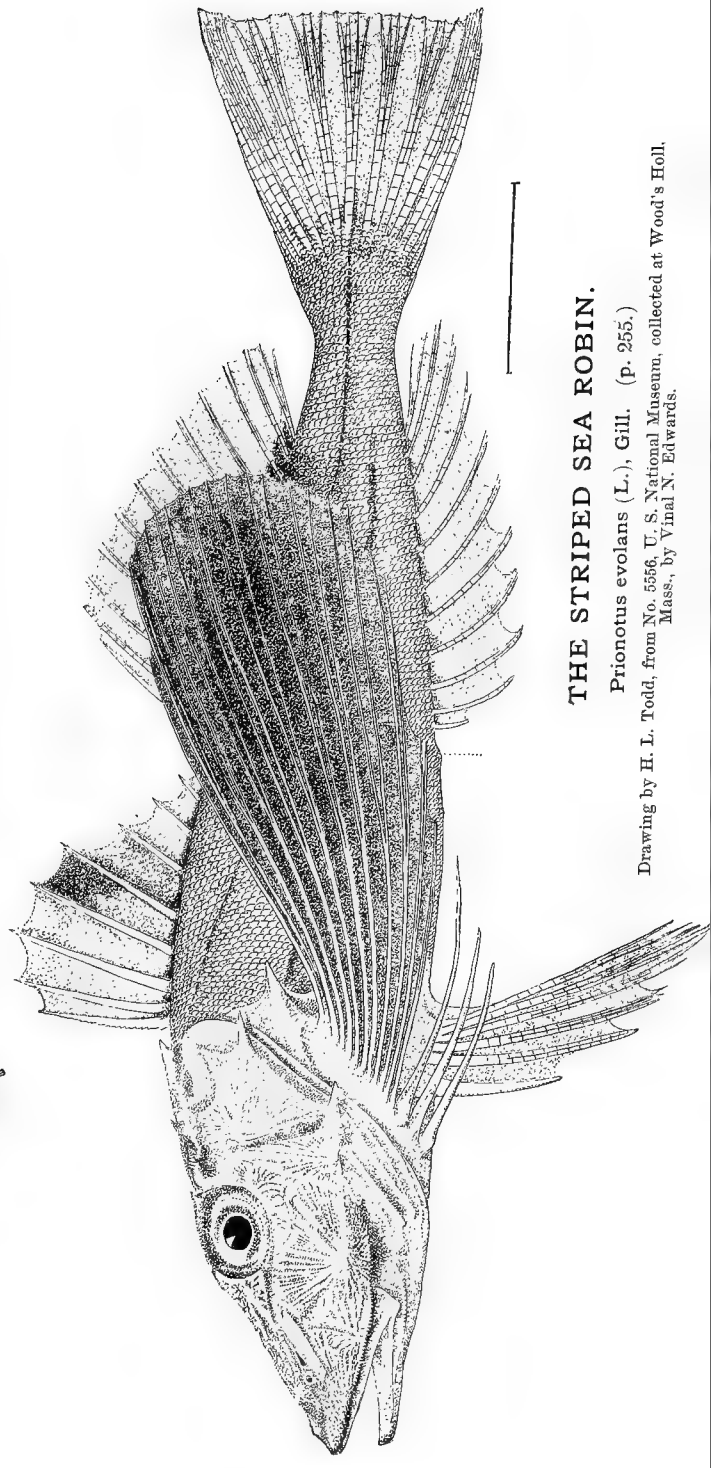
Cyclopterus lumpus, L. (p. 253.)

Drawing by H. L. Todd, from No. 14793, U. S. National Museum, collected at Eastport, Me., 1872, by U. S. Fish Commission.



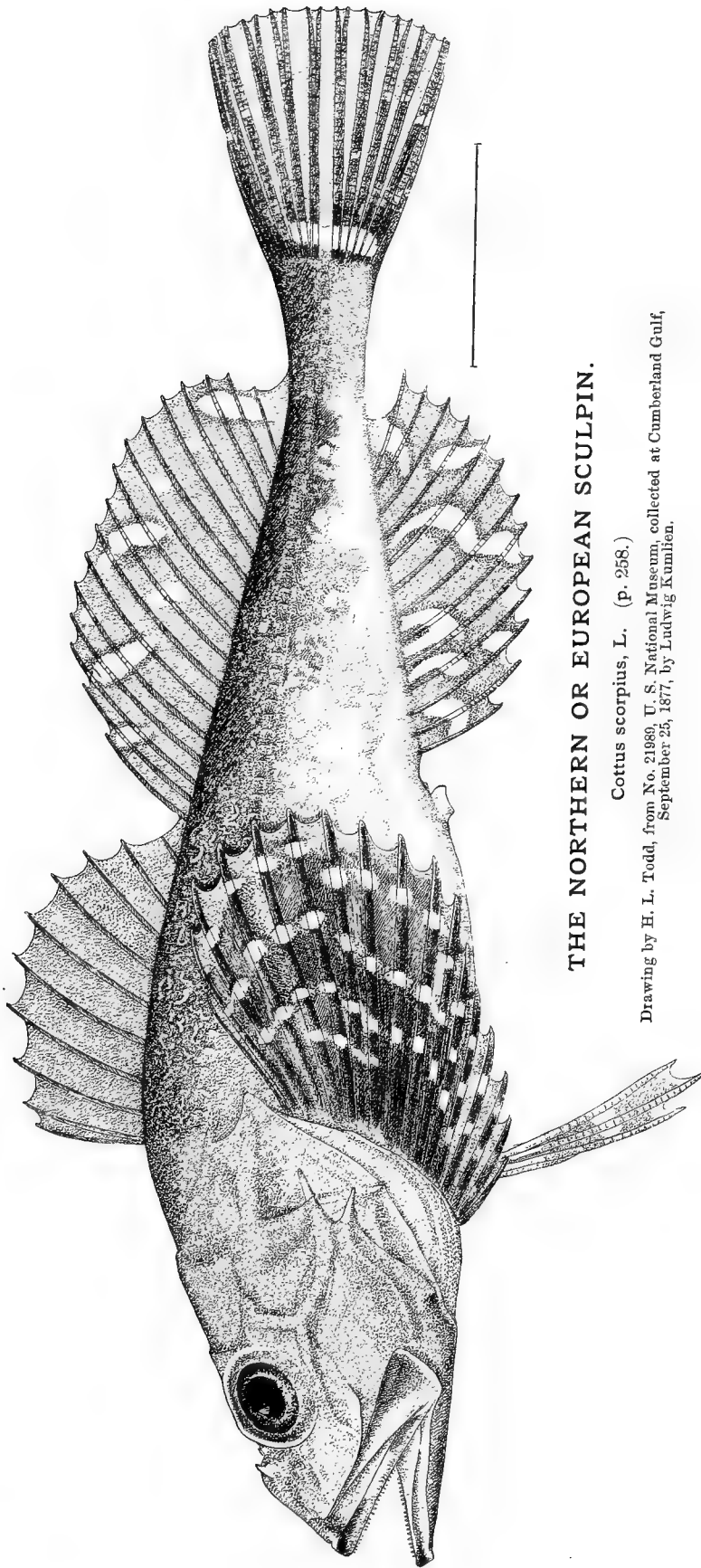
THE SEA ROBIN OR WING-FISH.

Prionotus palmipes (Mitch.), Storer. (p. 255.)
Drawing by H. L. Todd, from No. 774, U. S. National Museum, collected at Beesley's Point, New Jersey, 1838, by Prof. S. F. Baird.



THE STRIPED SEA ROBIN.

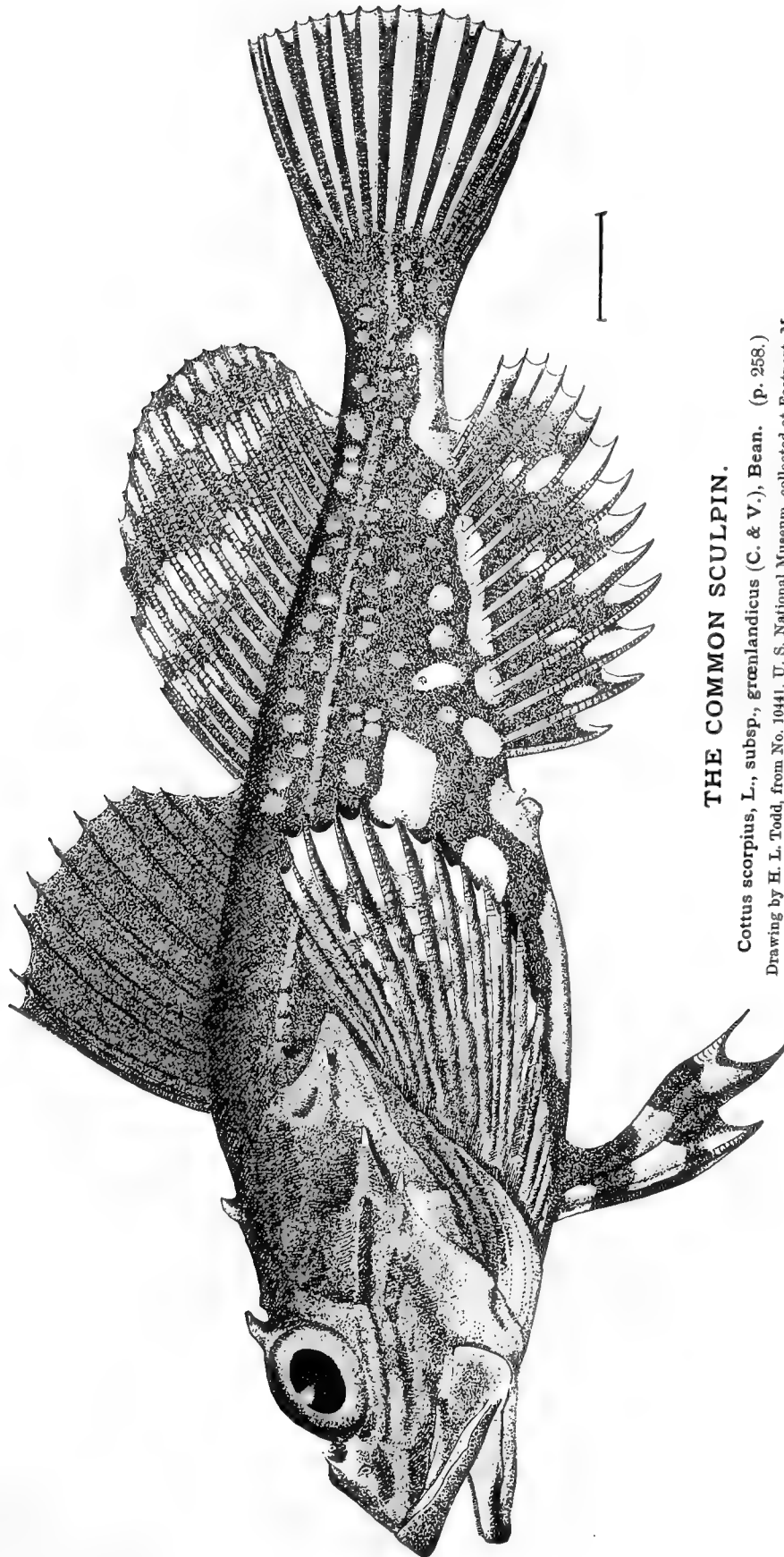
Prionotus evolans (L.), Gill. (p. 255.)
Drawing by H. L. Todd, from No. 5566, U. S. National Museum, collected at Wood's Holl, Mass., by Vinal N. Edwards.



THE NORTHERN OR EUROPEAN SCULPIN.

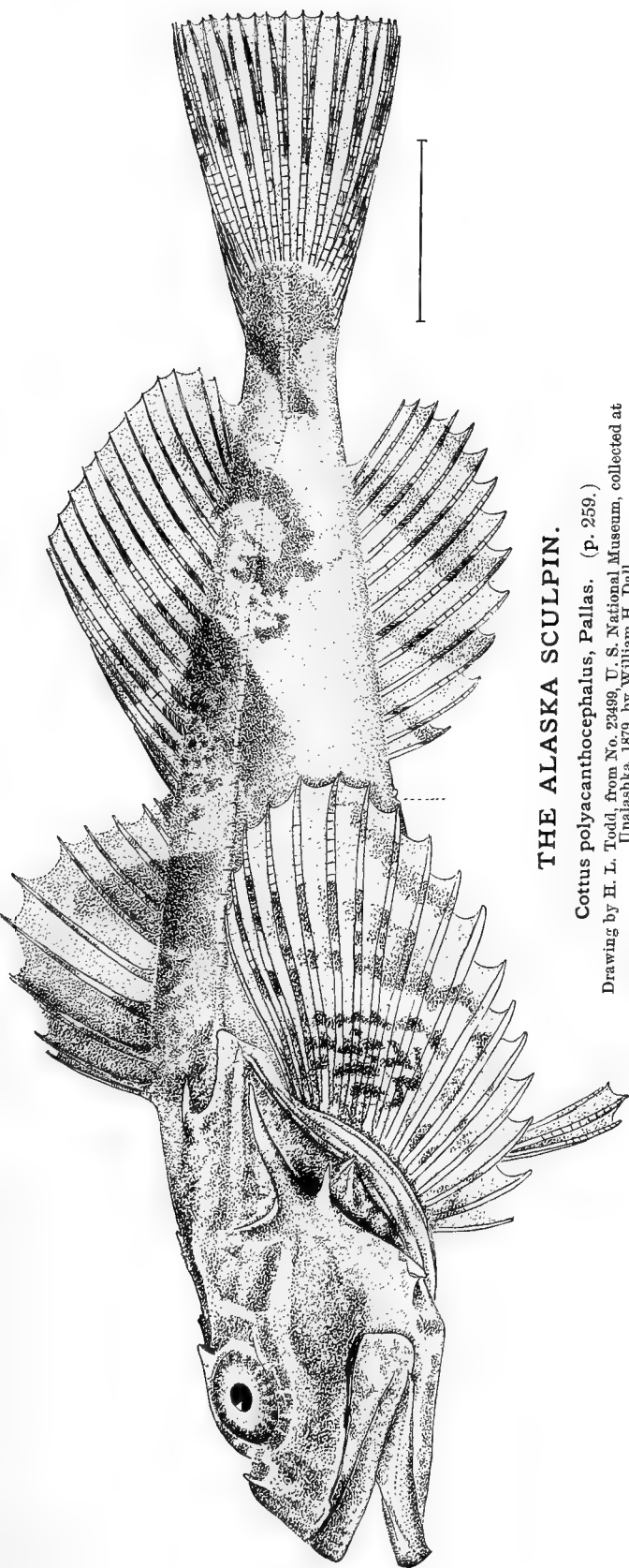
Cottus scorpius, L. (p. 258.)

Drawing by H. L. Todd, from No. 21980, U. S. National Museum, collected at Cumberland Gulf, September 25, 1877, by Ludwig Kumlifen.



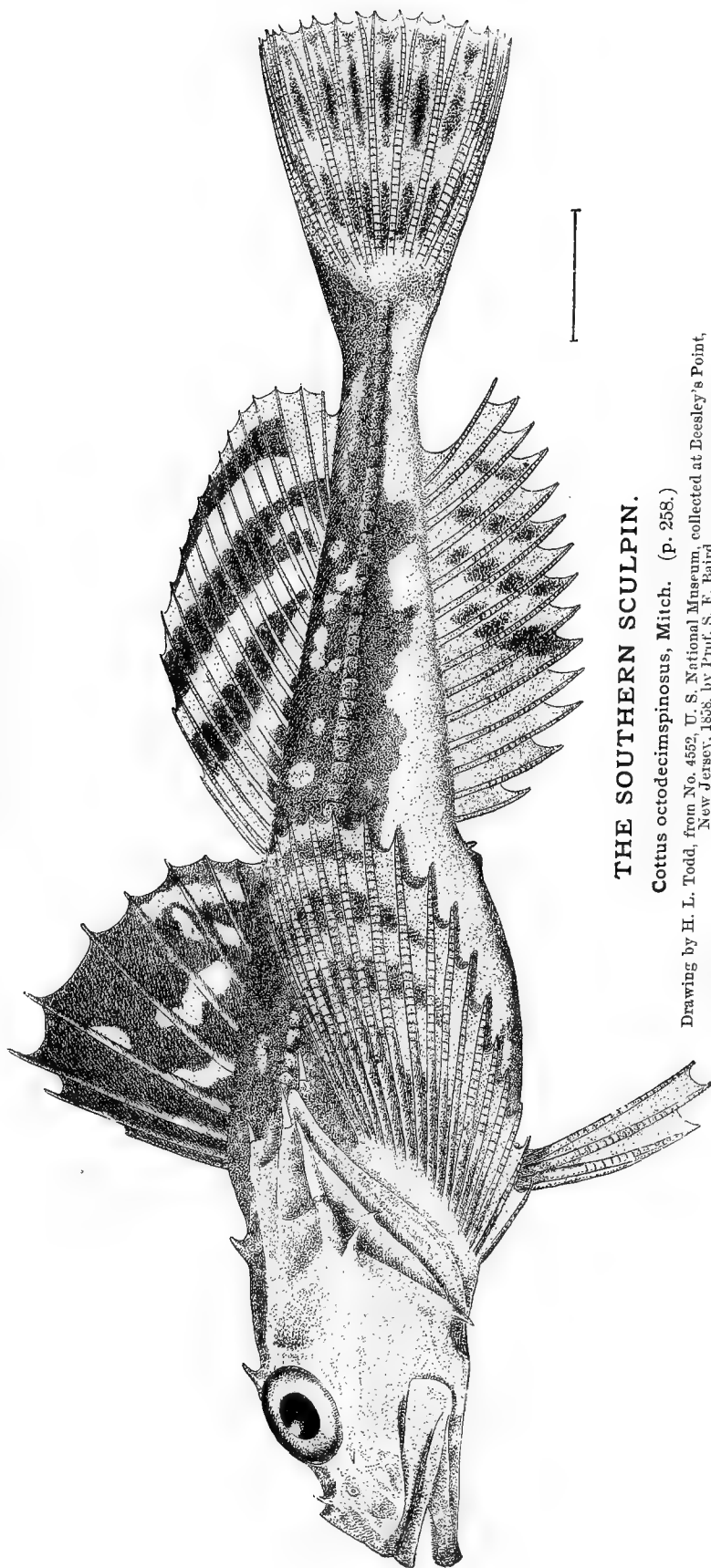
THE COMMON SCULPIN.

Cottus scorpius, L., subsp., *grœnlandicus* (C. & V.), Bean. (p. 258.)
Drawing by H. L. Todd, from No. 10441, U. S. National Museum, collected at Eastport, Me.,
1872, by U. S. Fish Commission.



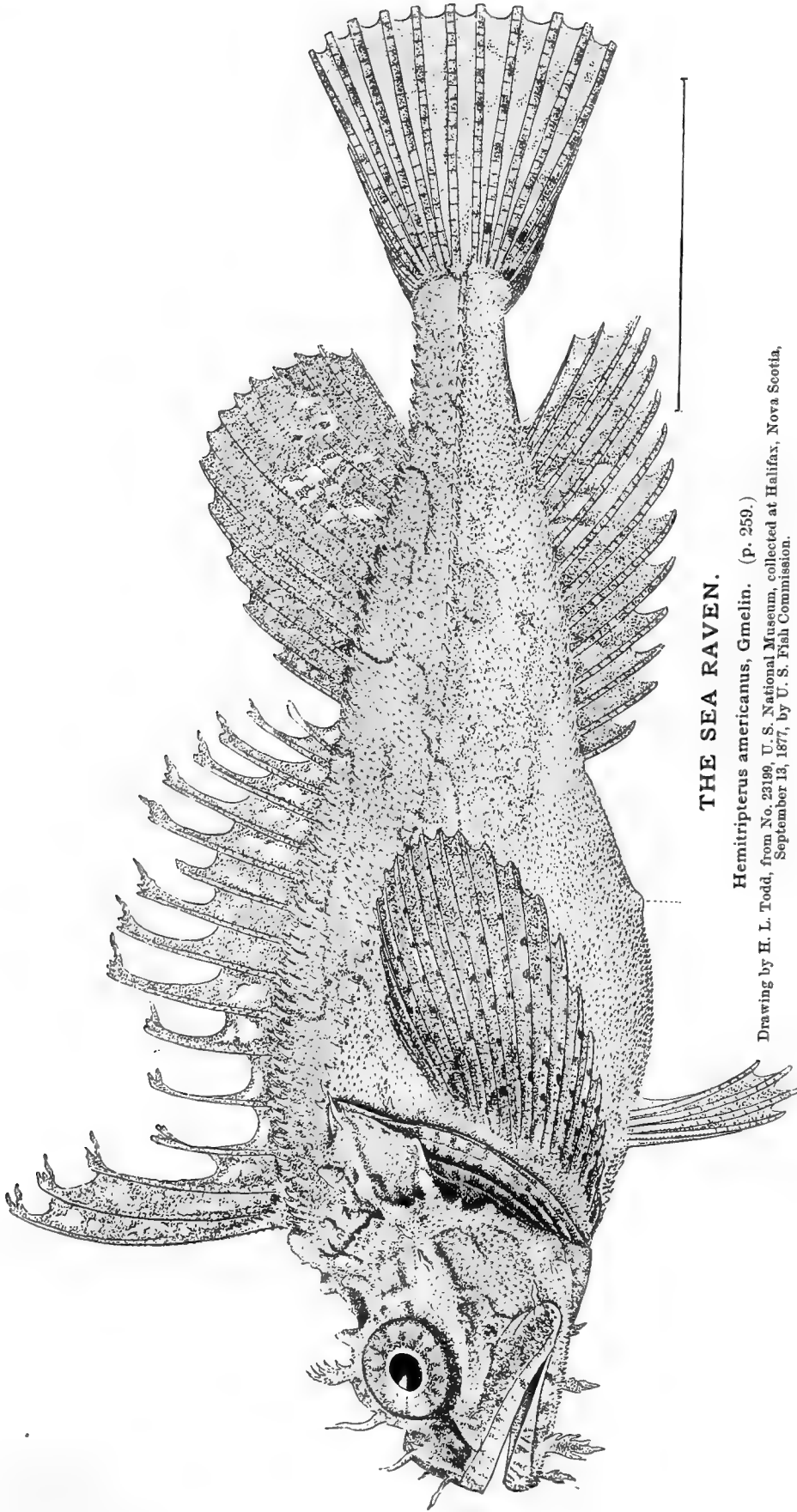
THE ALASKA SCULPIN.

Cottus polyacanthocephalus, Pallas. (p. 259.)
Drawing by H. L. Todd, from No. 23499, U. S. National Museum, collected at
Unalaska, 1879, by William H. Dall.



THE SOUTHERN SCULPIN.

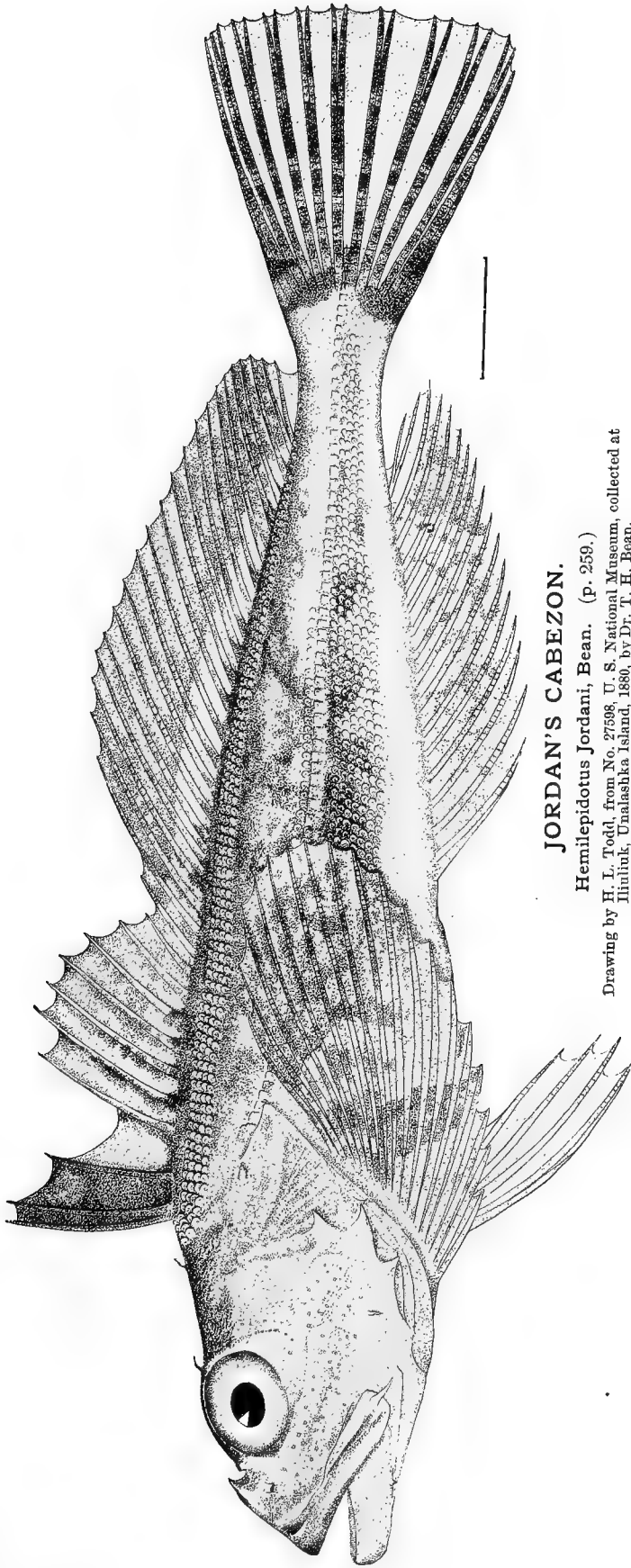
Cottus octodecimspinosus, Mitch. (p. 258.)
Drawing by H. L. Todd, from No. 4552, U. S. National Museum, collected at Leesley's Point,
New Jersey, 1858, by Prof. S. F. Baird.



THE SEA RAVEN.

Hemitripterus americanus, Gmelin. (p. 259.)

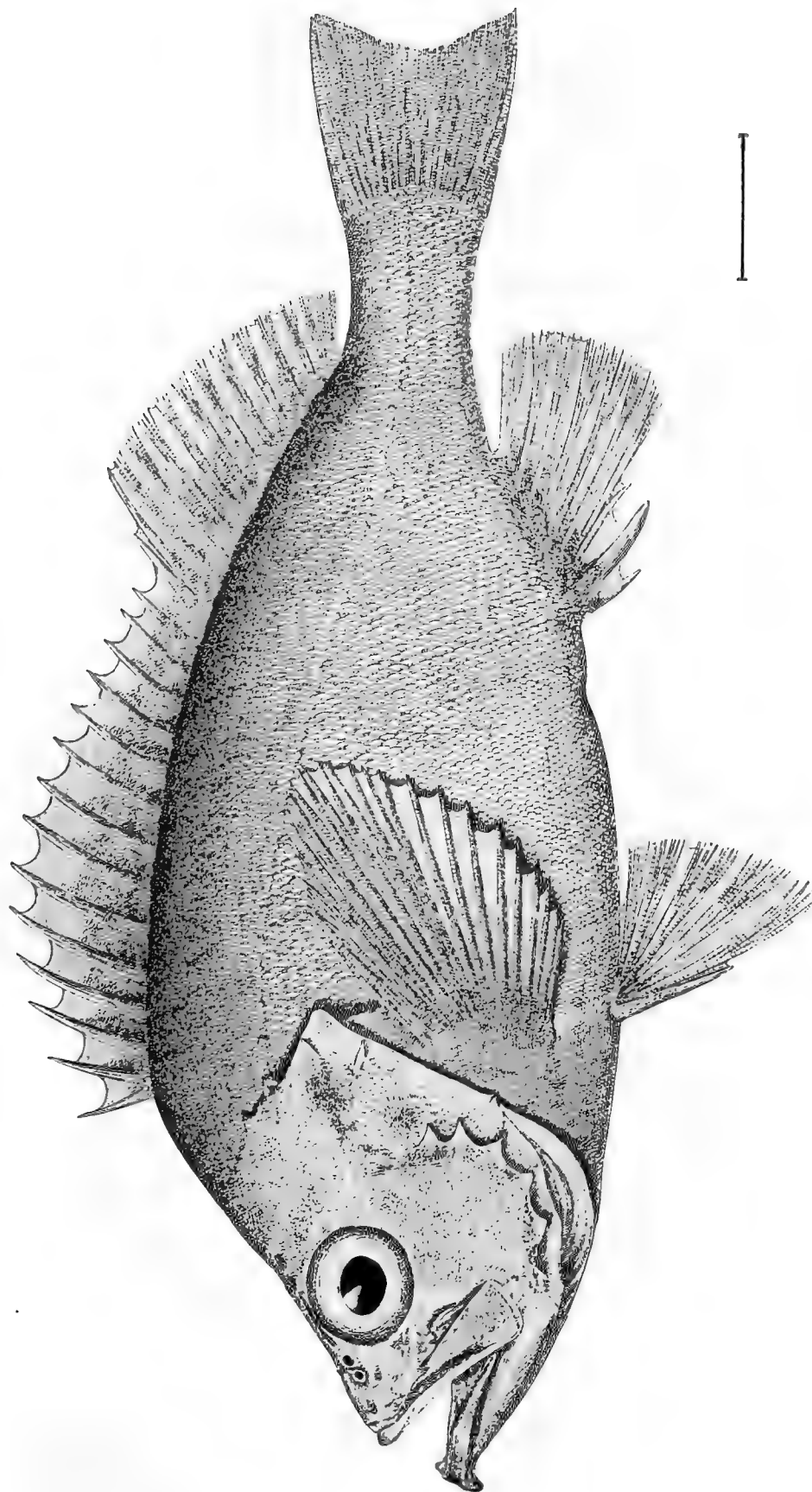
Drawing by H. L. Todd, from No. 23199, U. S. National Museum, collected at Halifax, Nova Scotia, September 13, 1877, by U. S. Fish Commission.



JORDAN'S CABEZON.

Hemilepidotus Jordani, Bean. (p. 259.)

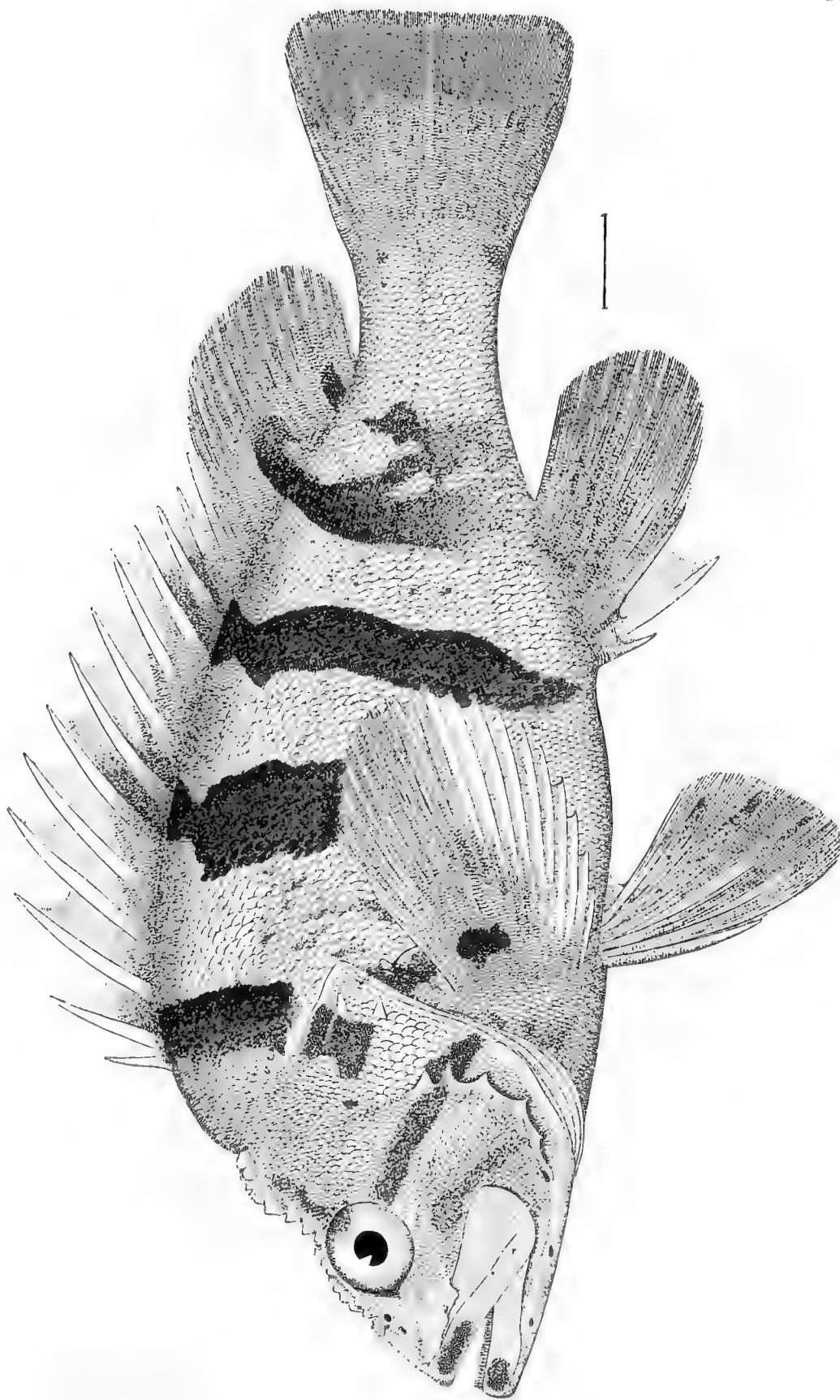
Drawing by H. L. Todd, from No. 27598, U. S. National Museum, collected at
Iliulik, Unalashka Island, 1880, by Dr. T. H. Bean.



THE ROSE-FISH OR NORWAY HADDOCK.

Sebastes marinus (L.), Lütken. (p. 260.)

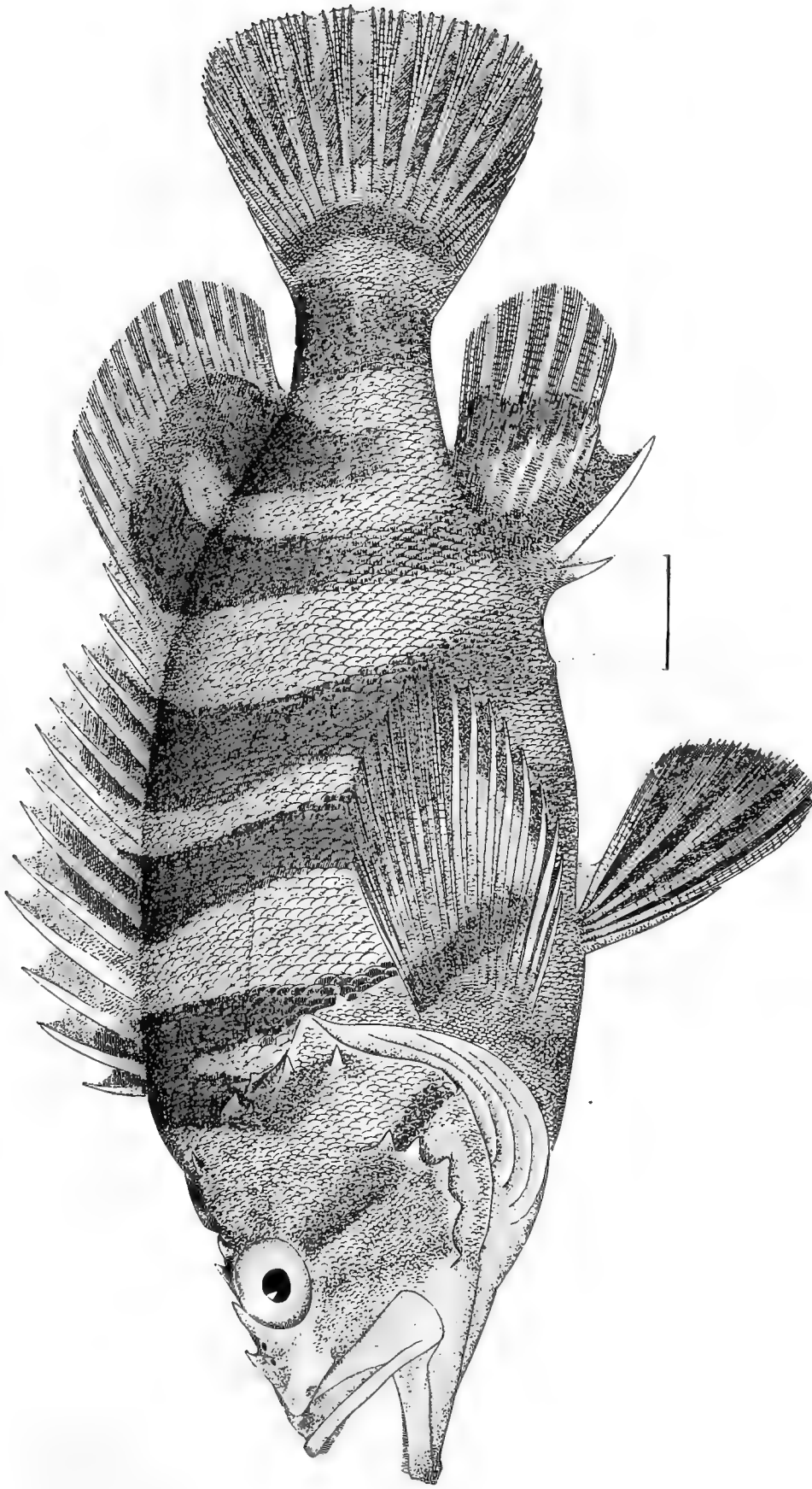
Drawing by H. L. Todd, from No. 10442, U. S. National Museum, collected at Eastport, Me., 1872, by U. S. Fish Commission.



THE BLACK-BANDED ROCKFISH.

Sebastichthys nigrocinctus (Ayres), Gill. (p. 263.)

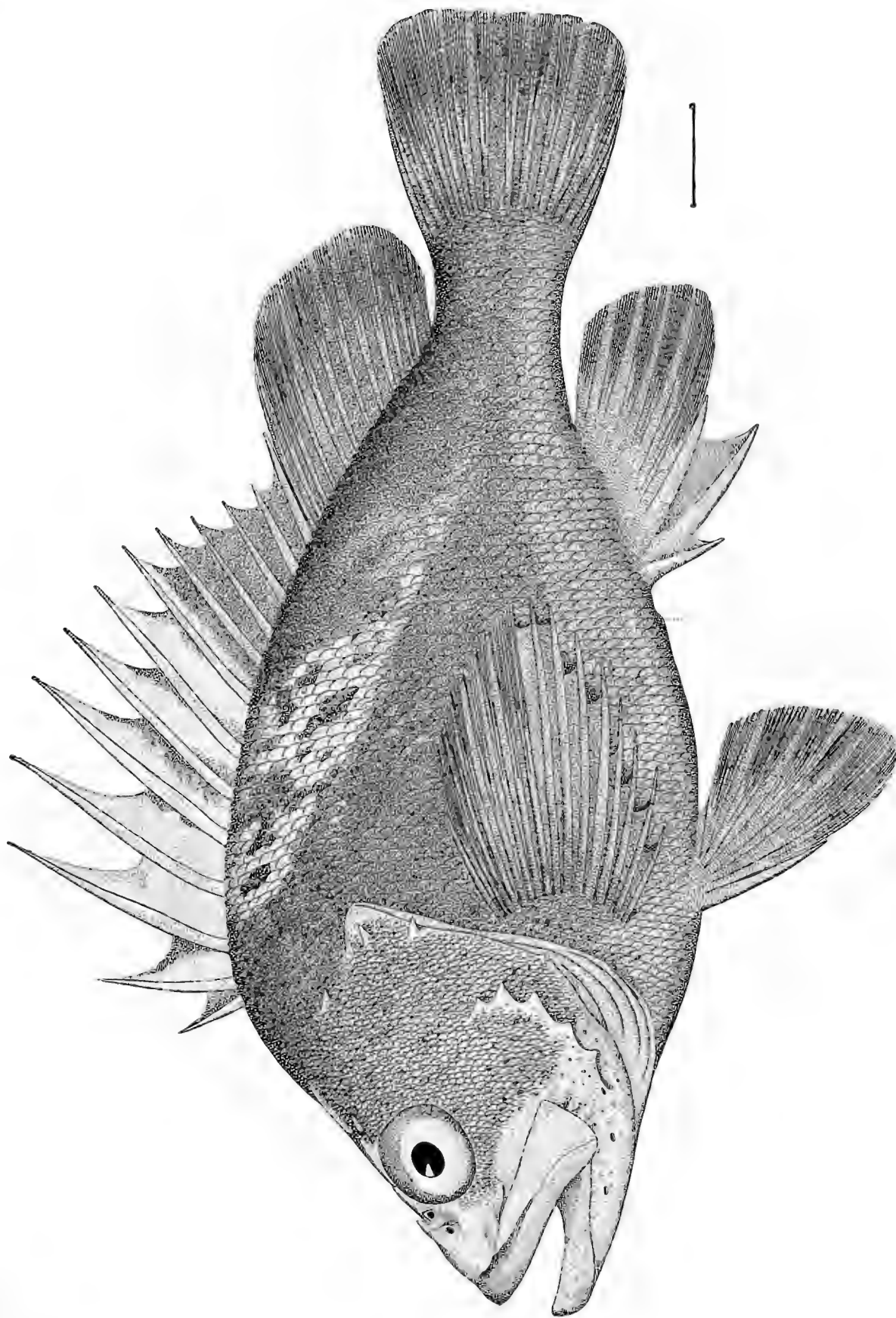
Drawing by H. L. Todd, from No. 27285, U. S. National Museum, collected at Puget Sound, 1860, by Jordan and Gilbert.



THE TREE-FISH.

Sebastichthys serriceps, J. & G. (p. 263.)

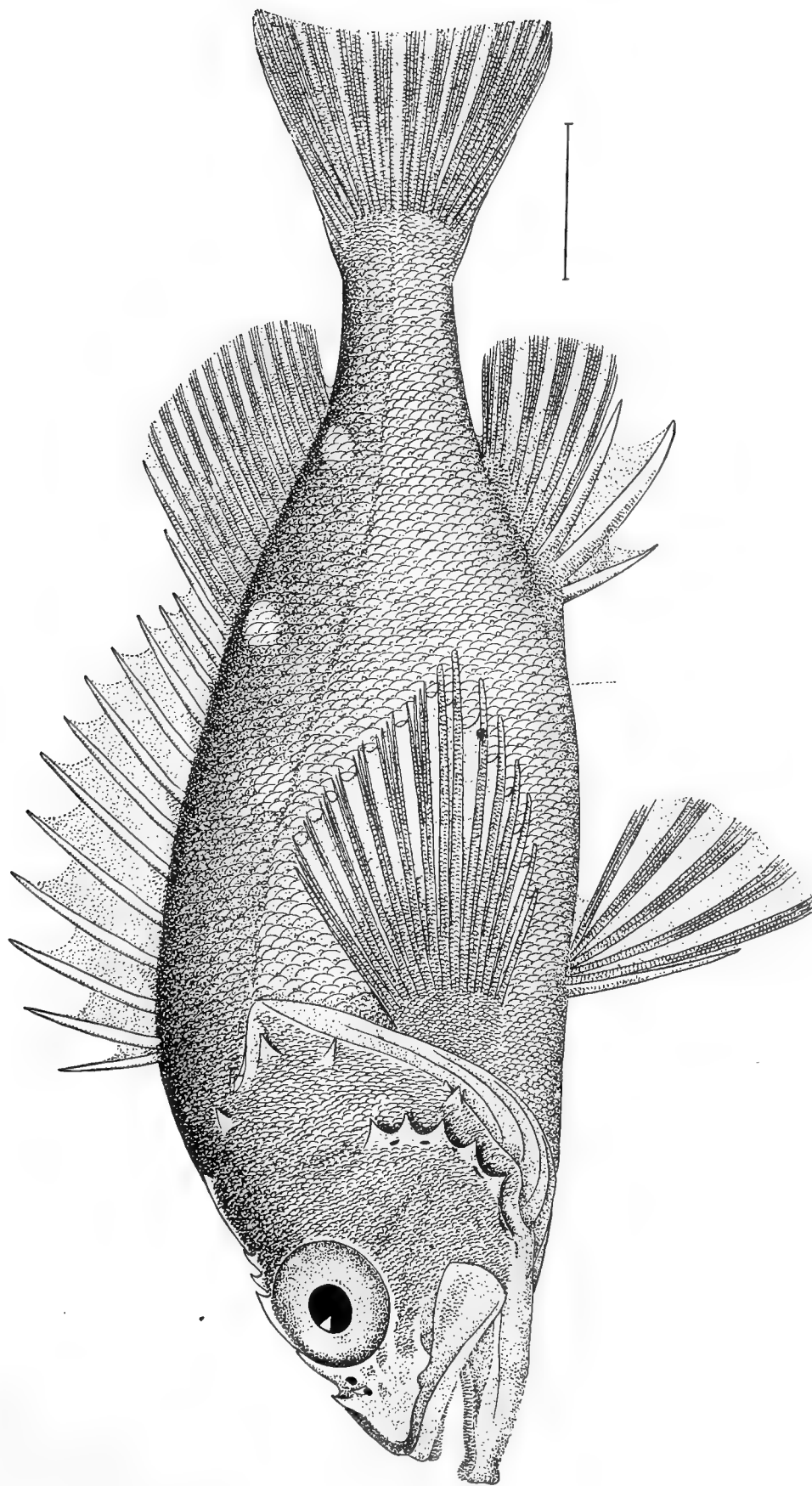
Drawing by H. L. Todd, from No. 27041, U. S. National Museum, collected at Monterey, Cal., 1880, by Jordan and Gilbert.



THE YELLOW-BACKED ROCKFISH.

Sebastichthys maliger, J. & G. (p. 264.)

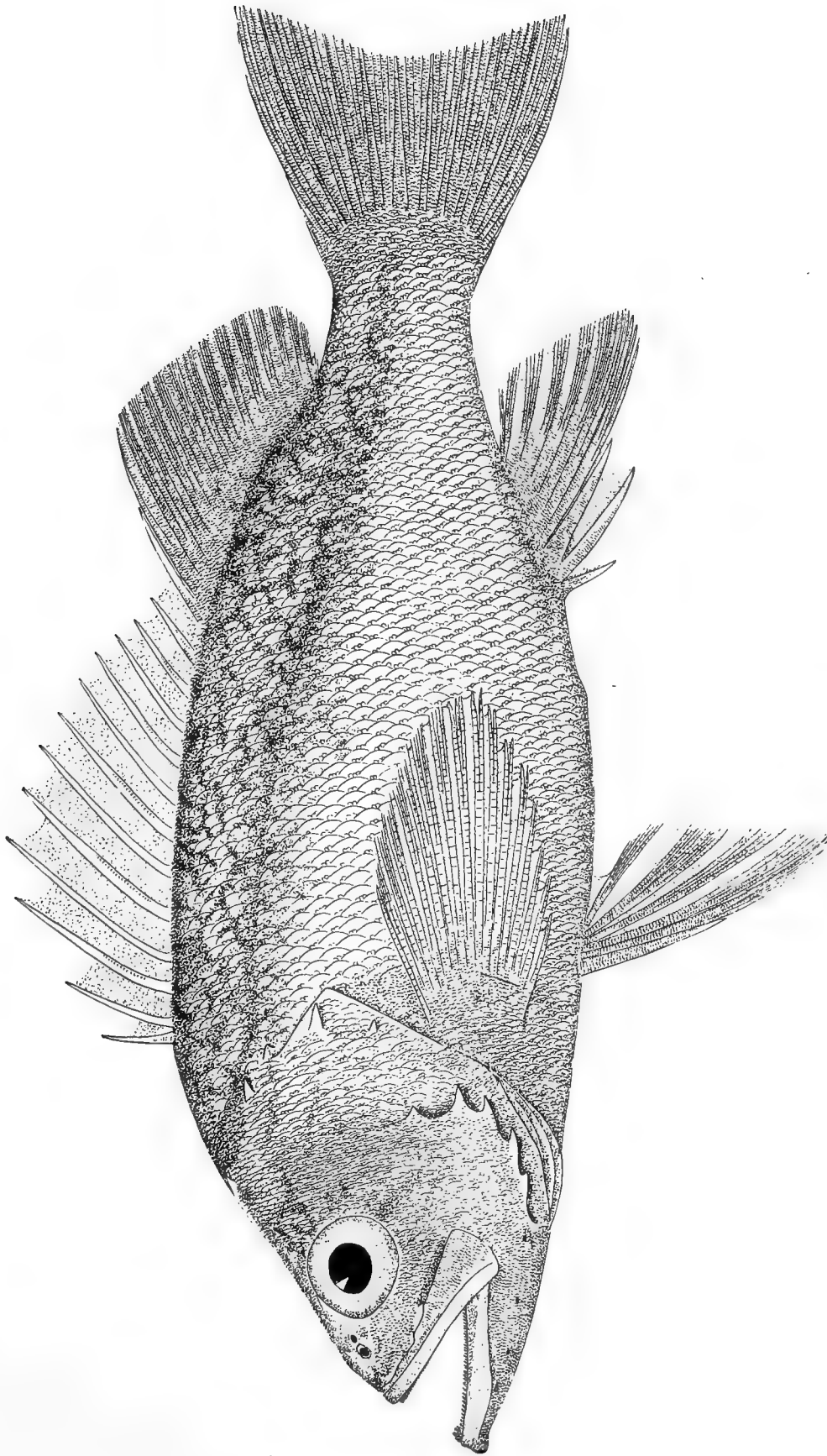
Drawing by H. L. Todd, from No. 27713, U. S. National Museum, collected at Sitka, Alaska, June 2, 1880, by Dr. T. H. Bean.



THE CORSAIR.

Sebastichthys rosaceus (Grd.), Lock. (p. 265.)

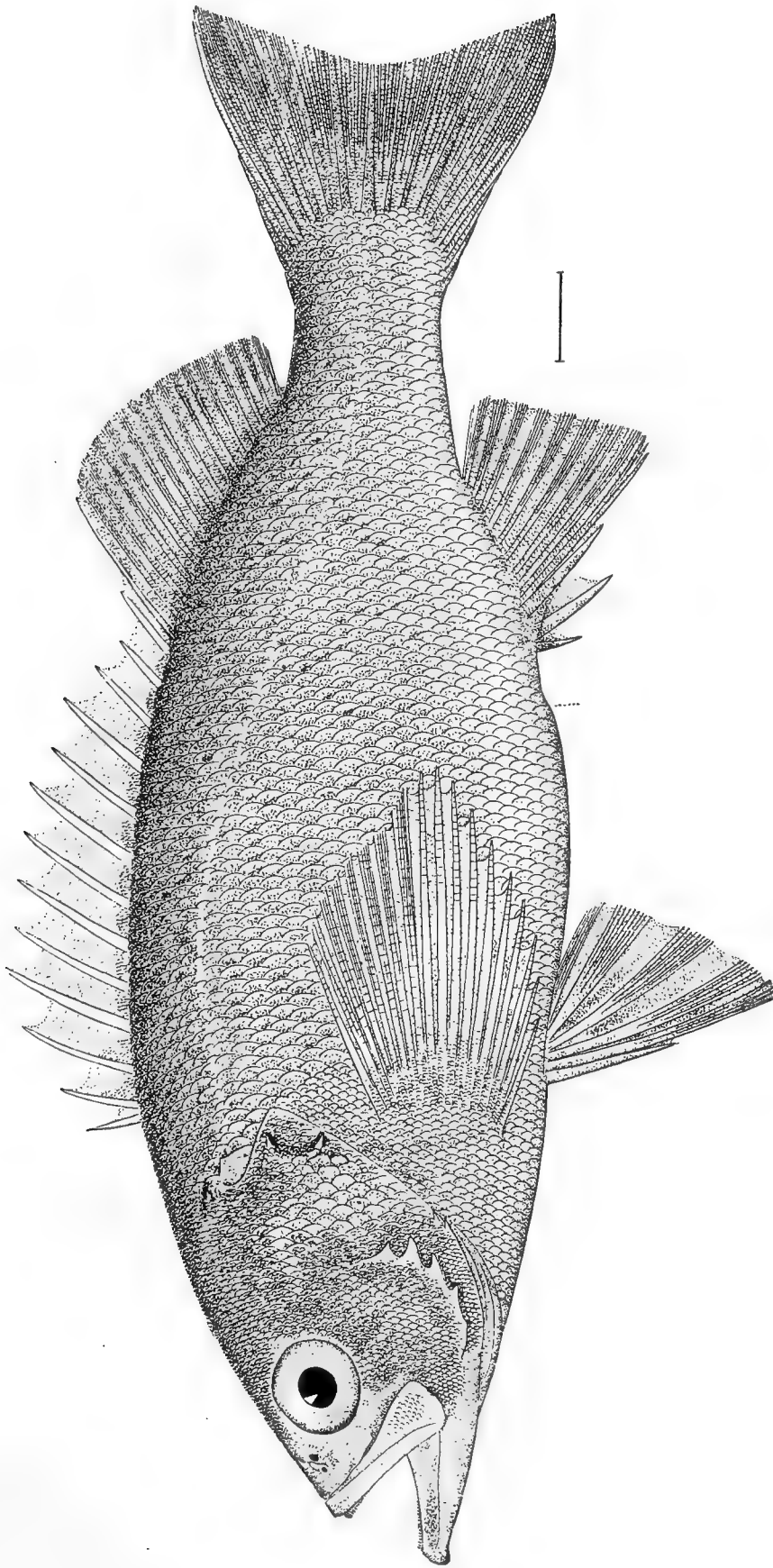
Drawing by H. L. Todd, from No. 26961, U. S. National Museum, collected at Santa Barbara, Cal., 1880, by Jordan and Gilbert.



THE ORANGE ROCKFISH.

Sebastichthys pinniger (Gill.), Lock. (p. 265.)

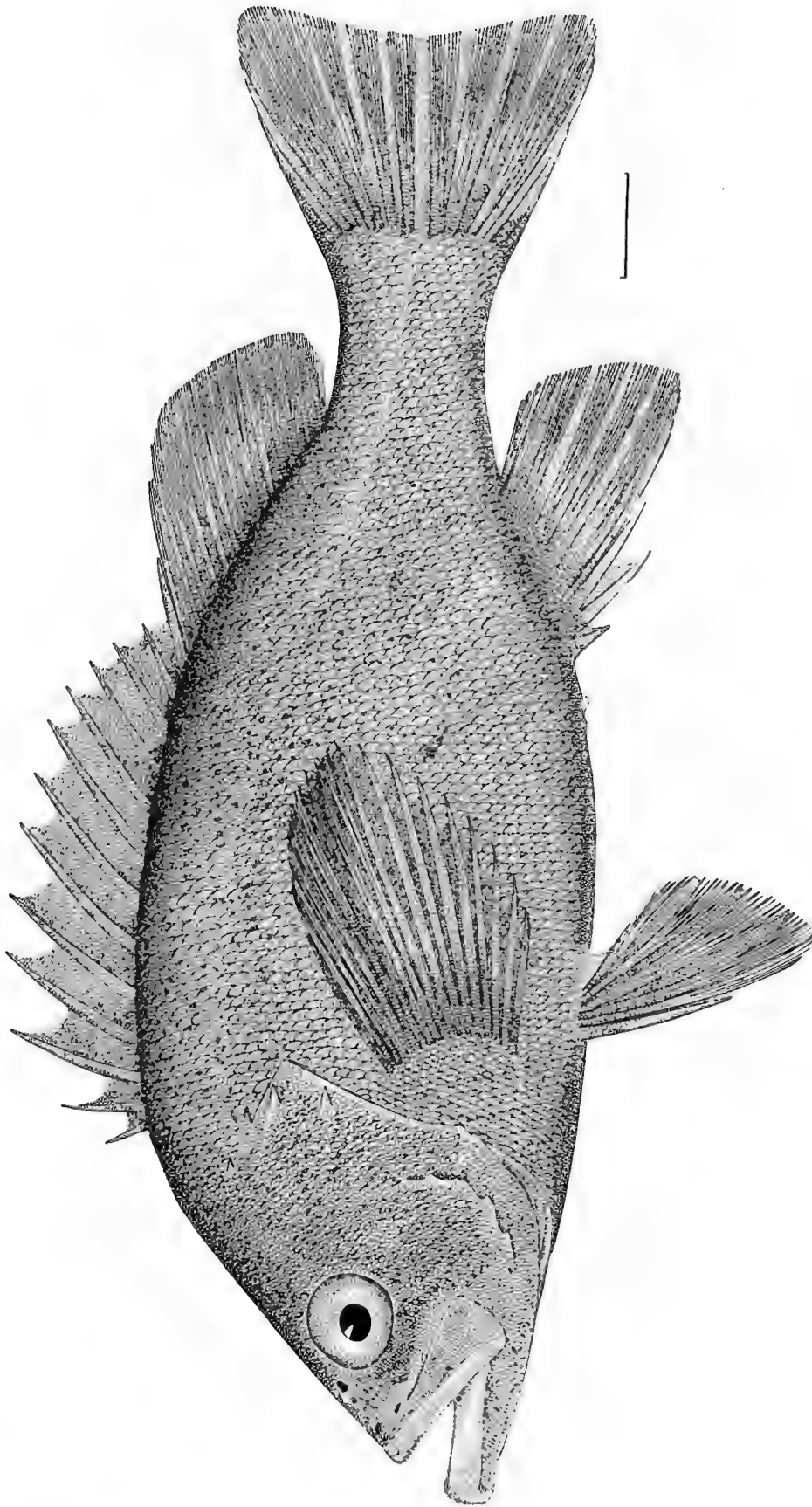
Drawing by H. L. Todd, from No. 27486, U. S. National Museum, collected at Neah Bay, Washington Territory, December, 1880, by James G. Swan.



THE BLACK ROCKFISH.

Sebastichthys mystinus, J. & G. (p. 266.)

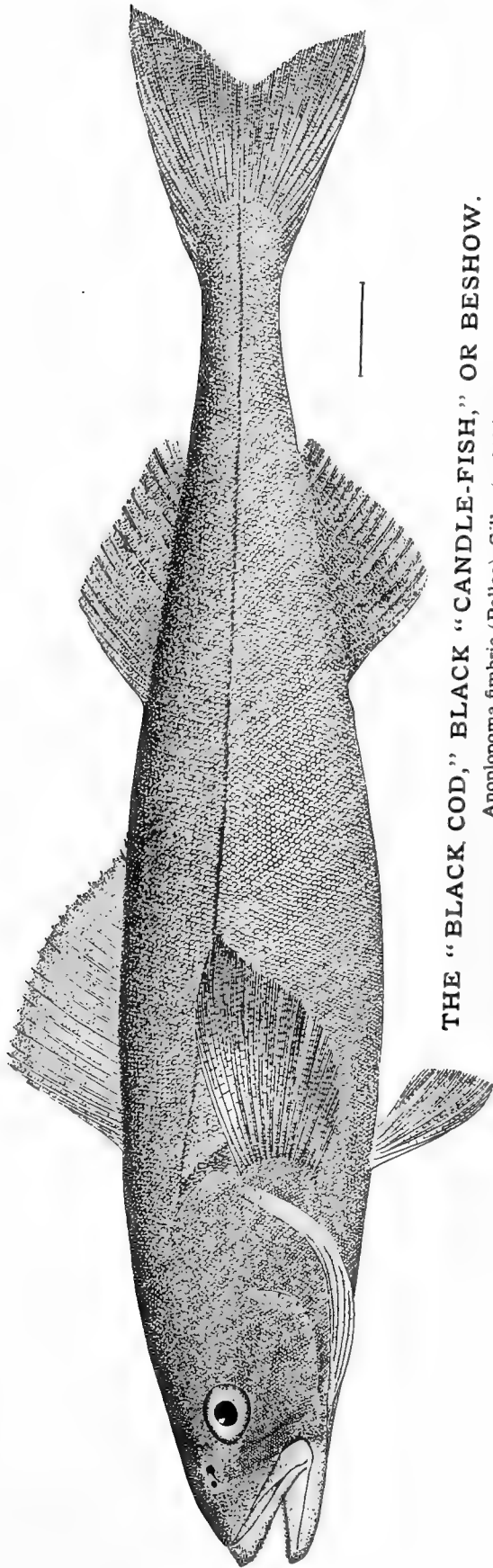
Drawing by H. L. Todd, from No. 27031, U. S. National Museum, collected at Monterey, Cal., 1880, by Jordan and Gilbert.



THE SPOTTED BLACK ROCKFISH.

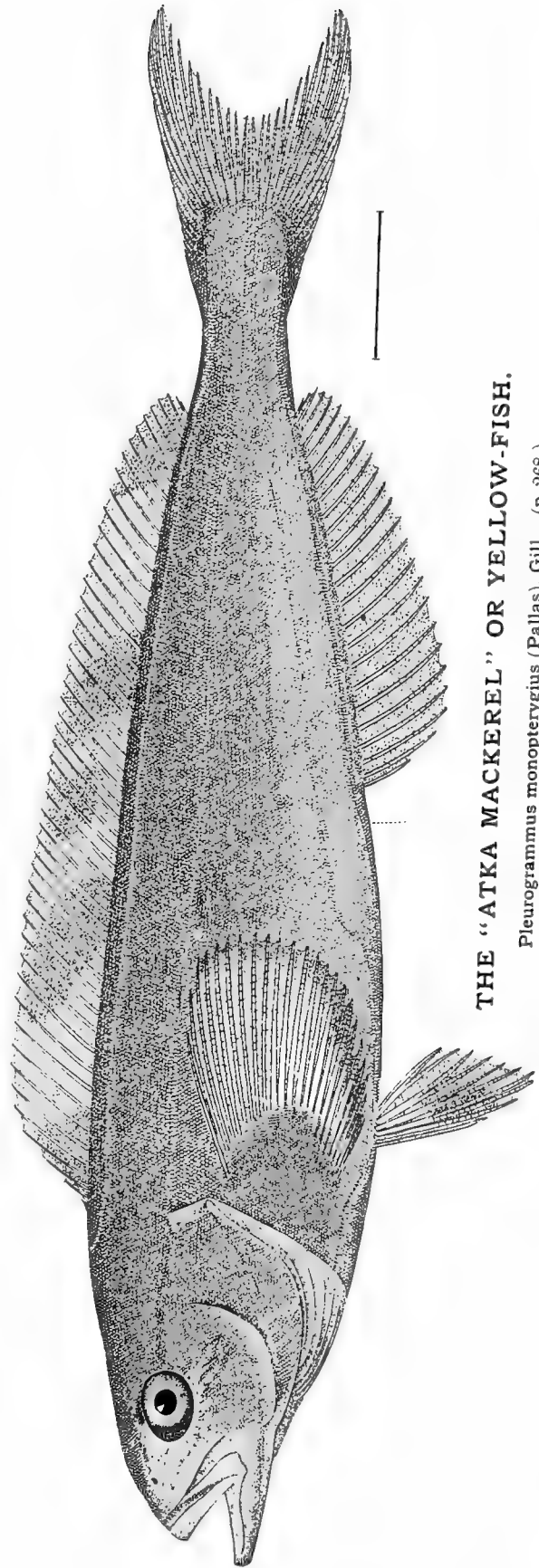
Sebastichthys melanops (Grd.), J. & G. (p. 266.)

Drawing by H. L. Todd, from No. 27028, U. S. National Museum, collected at Sitka, Alaska, May 28, 1880, by Dr. T. H. Bean.



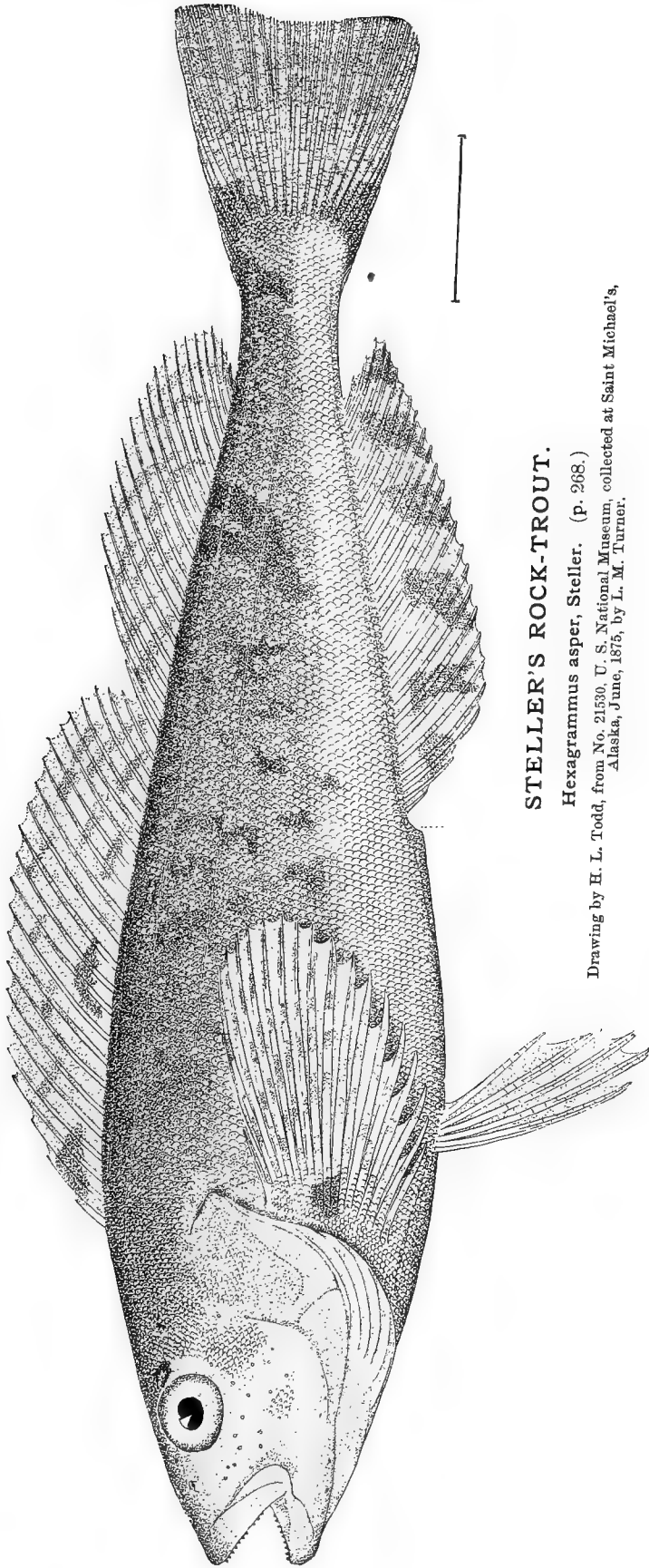
THE "BLACK COD," BLACK "CANDLE-FISH," OR BESHOW.

Anoplopoma fimbria (Pallas), Gill. (p. 268.)
Drawing by H. L. Todd, from No. 27745 U. S. National Museum, collected at Sitka, Alaska, December, 1880, by Commander L. A. Beardslee, U. S. N.



THE "ATKA MACKEREL" OR YELLOW-FISH.

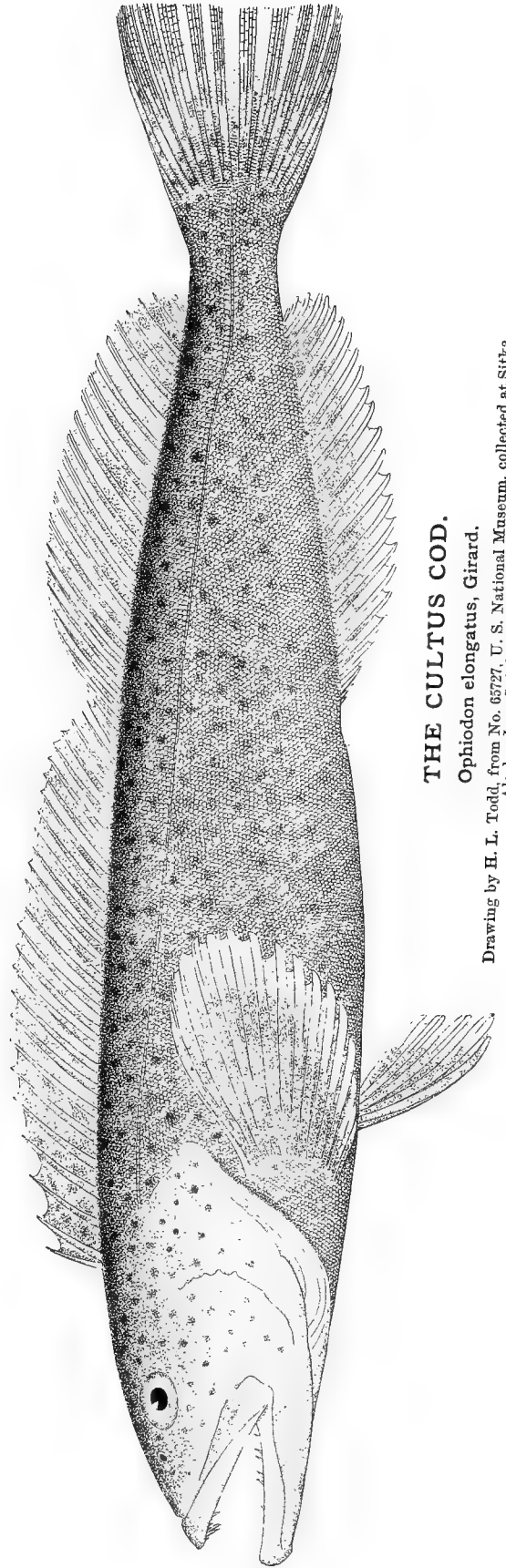
Pleurogrammus monopterygius (Pallas), Gill. (p. 268.)
Drawing by H. L. Todd, from No. 27954, U. S. National Museum, collected at Iliuliuk, Unalashka, 1880, by Dr. T. H. Bean.



STELLER'S ROCK-TROUT.

Hexagrammus asper, Steller. (p. 268.)

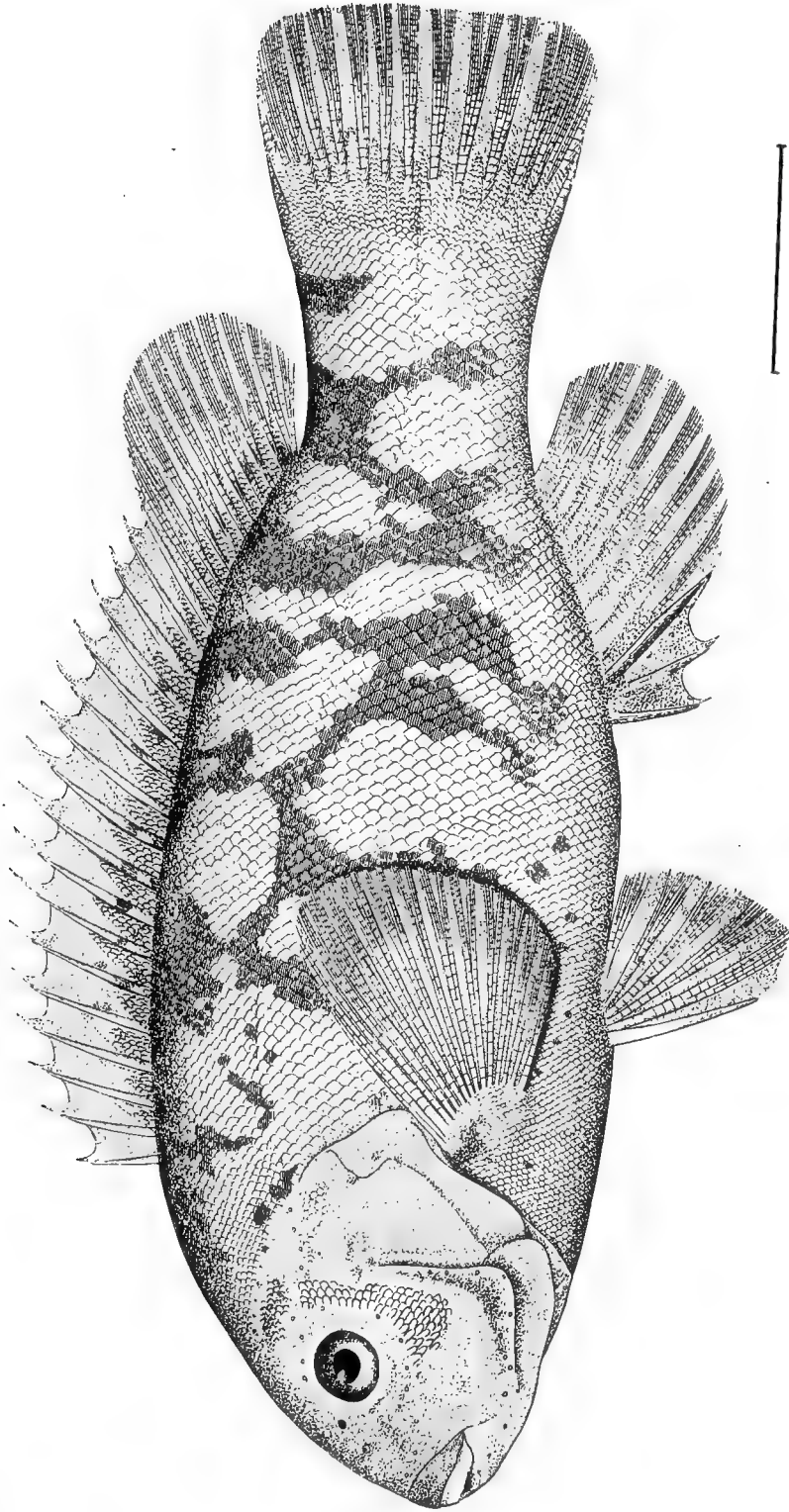
Drawing by H. L. Todd, from No. 21530, U. S. National Museum, collected at Saint Michael's, Alaska, June, 1878, by L. M. Turner.



THE CULTUS COD.

Ophiodon elongatus, Girard.

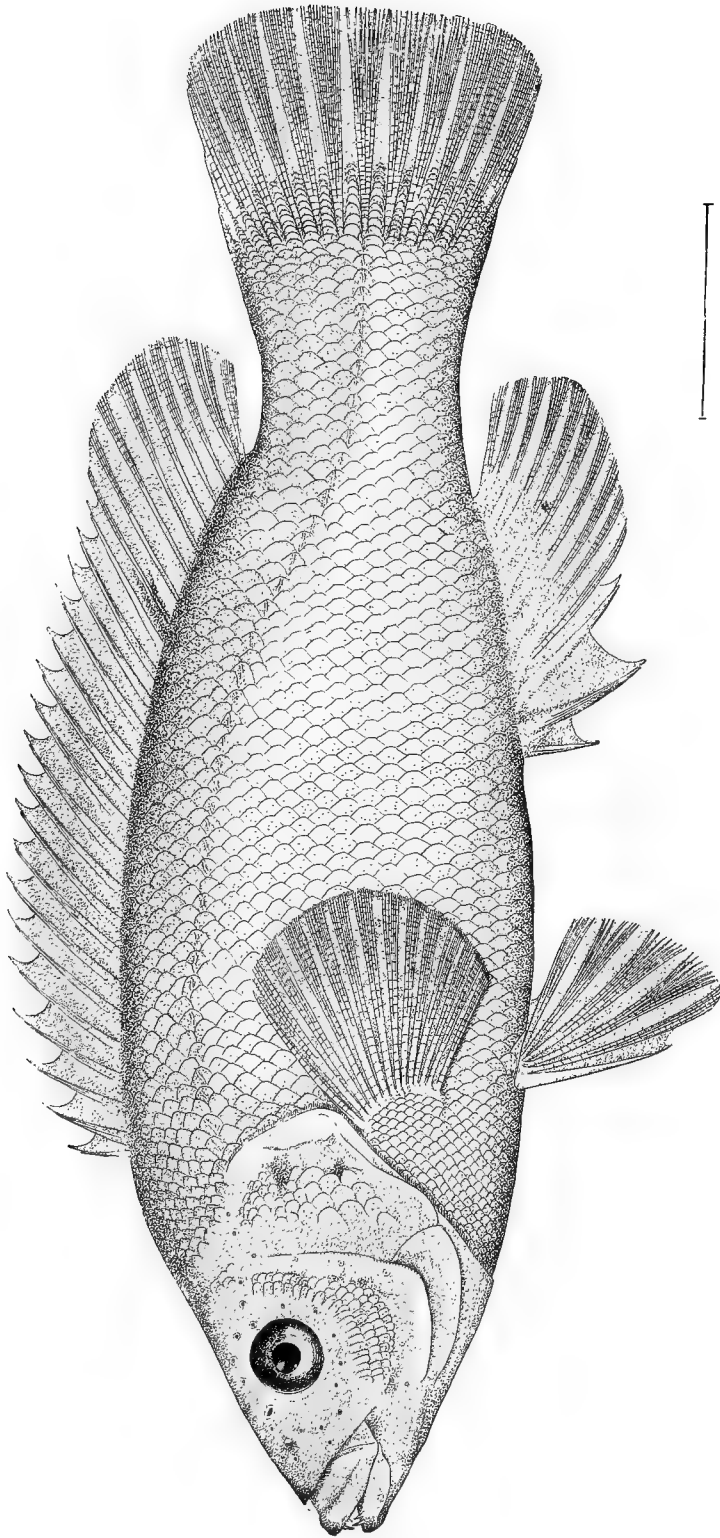
Drawing by H. L. Todd, from No. 65727, U. S. National Museum, collected at Sitka, Alaska, June 7, 1880, by Dr. T. H. Bean.



THE TAUTOG.

Tautoga onitis (L.), Gthr. (p. 268.)

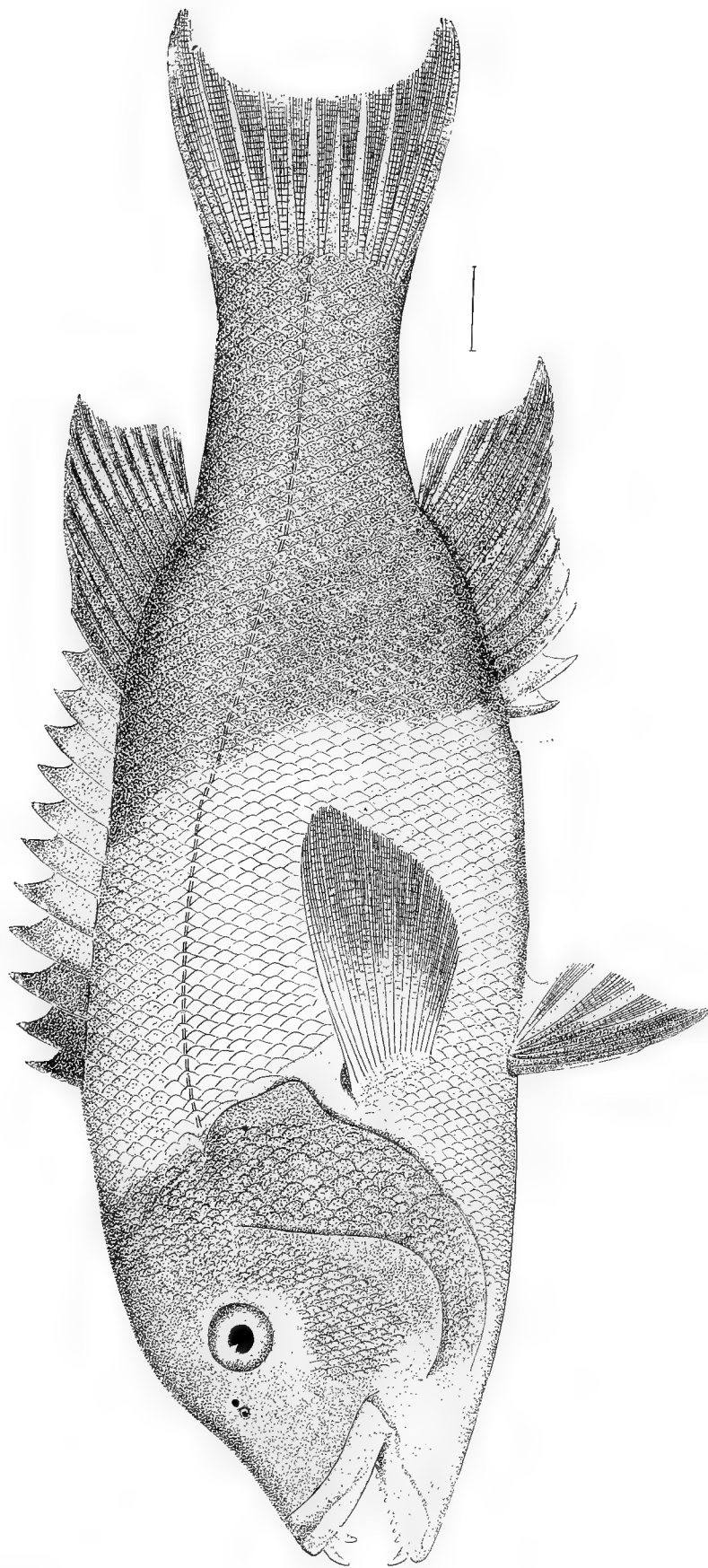
Drawing by H. L. Todd, from No. 17738, U. S. National Museum, collected at Wood's Holl, Mass., December 13, 1875, by Vinal N. Edwards.



THE CHOGSET OR CUNNER.

Ctenolabrus adspersus (Walb.), Goode. (p. 273.)

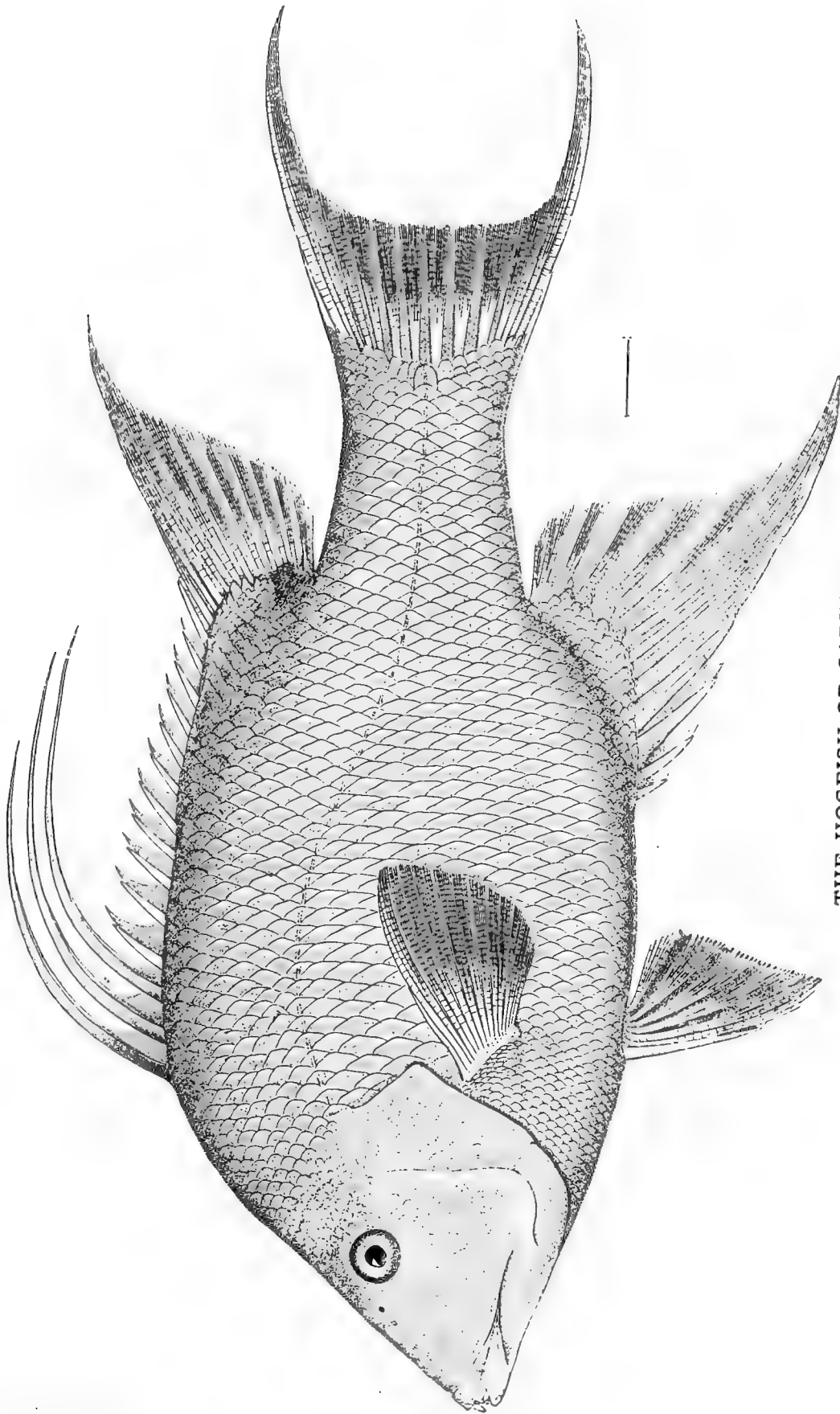
Drawing by H. L. Todd, from No. 17741, U. S. National Museum, collected at Wood's Holl, Mass., December 11, 1875, by Vinal N. Edwards.



THE FAT-HEAD OR REDFISH.

Trochocopus pulcher (Ayres), Garman. (p. 275.)

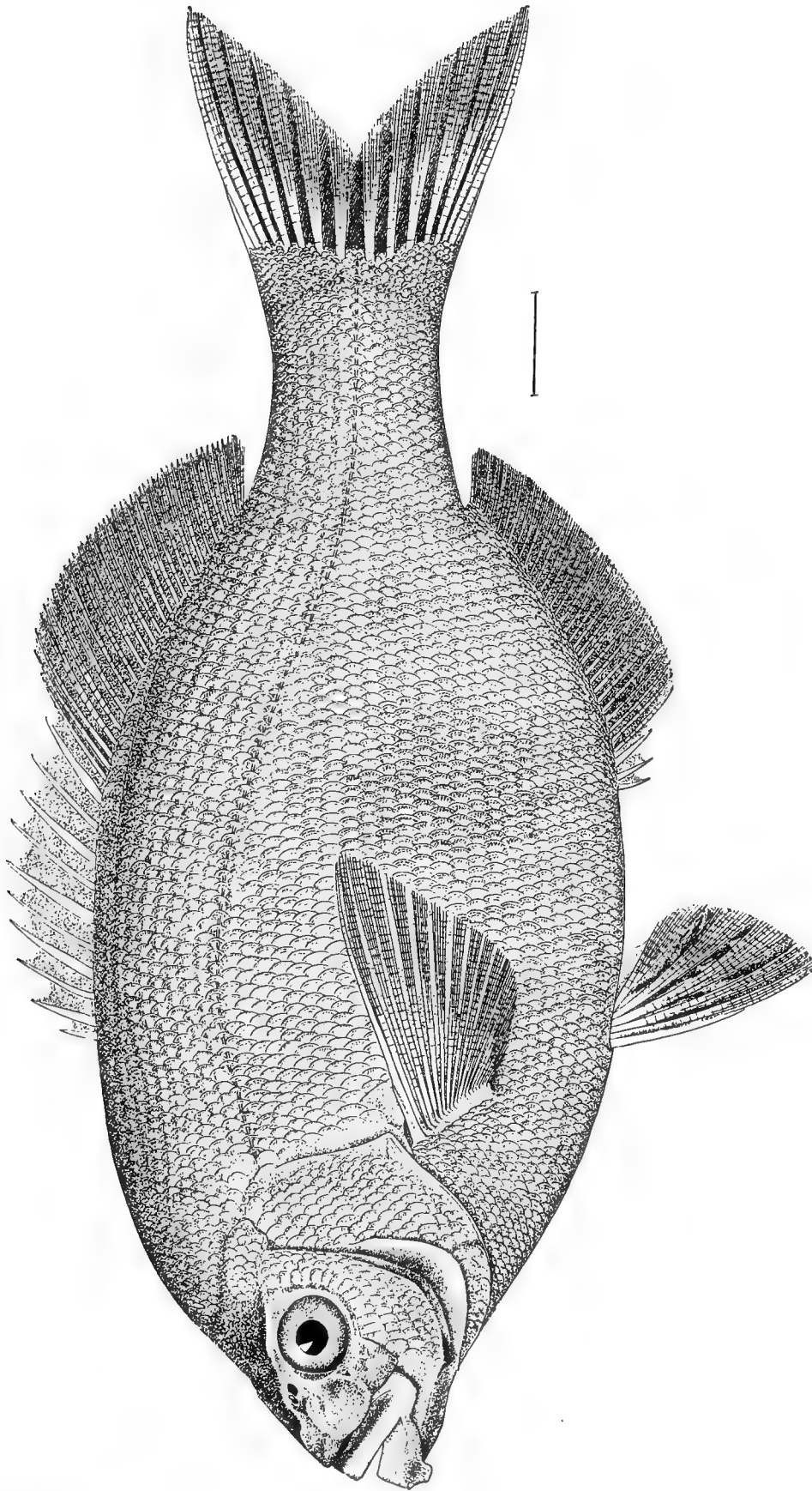
Drawing by H. L. Todd, from No. 24890, U. S. National Museum, collected at San Diego, Cal., January, 1880, by Jordan and Gilbert.



THE HOGFISH OR CAPITAINE.

Lachnolæmus falcatus (L.), C. & V. (p. 275.)

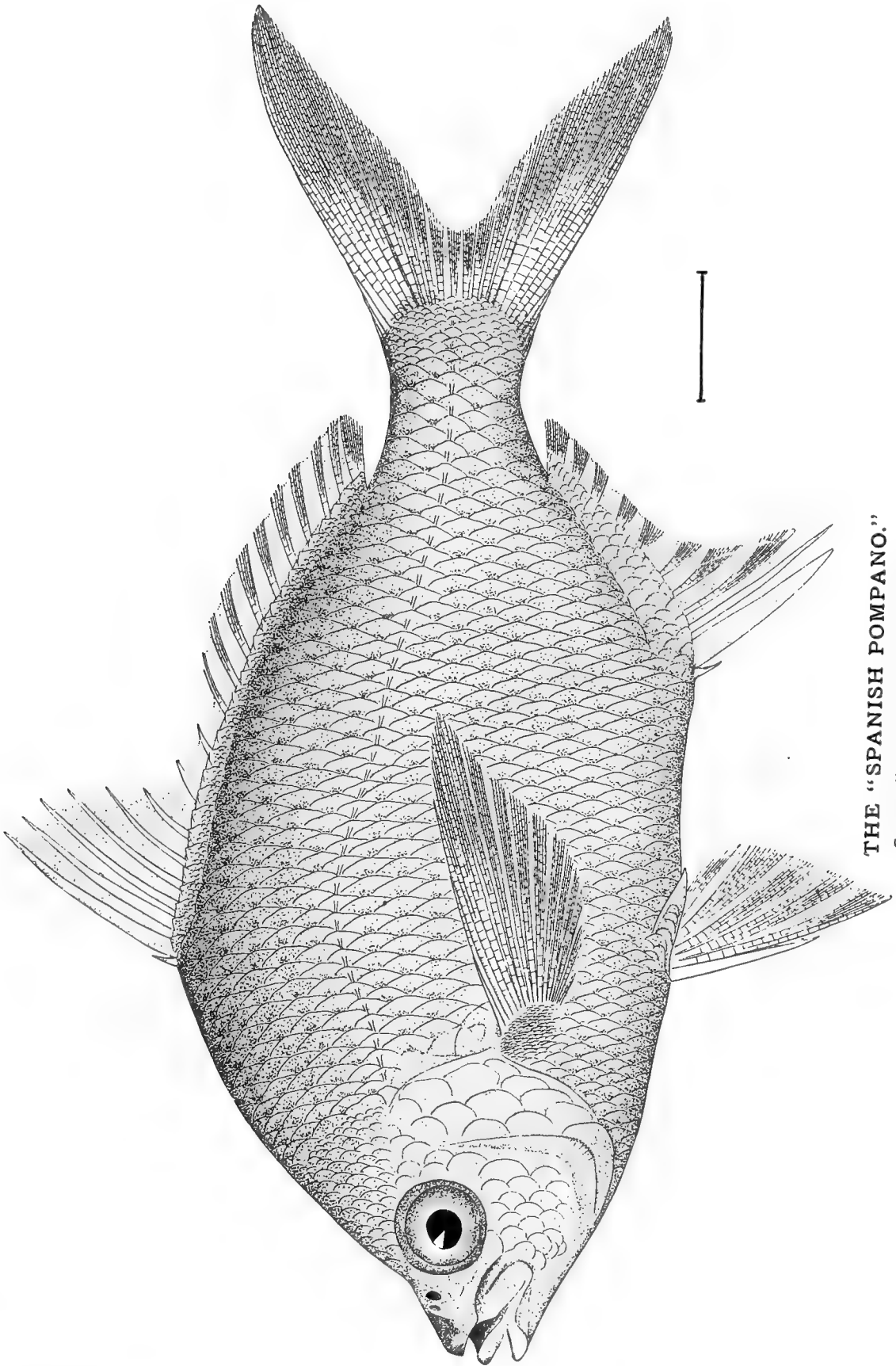
Drawing by H. L. Todd.



THE ALFIONE.

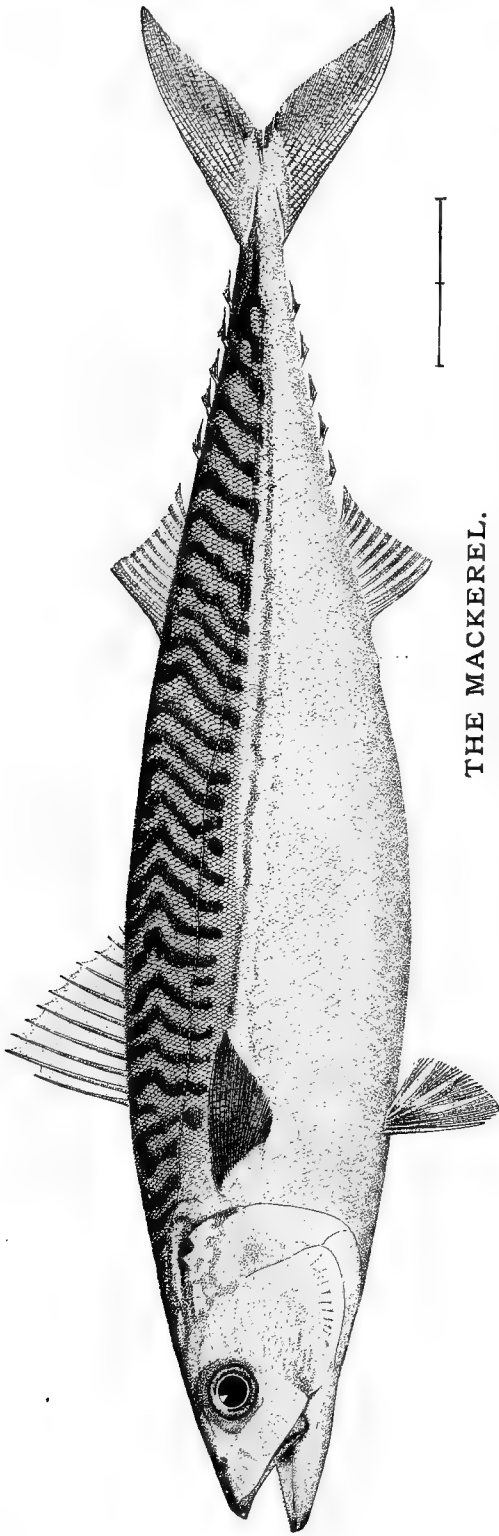
Rhacochilus toxotes, Agassiz. (p. 277.)

Drawing by H. L. Todd, from No. 27015, U. S. National Museum, collected at Monterey, Cal., 1880, by Jordan and Gilbert.



THE "SPANISH POMPANO."


Gerres olisthostoma, Goode and Bean.
Drawing by H. L. Todd, from No. 25118, U. S. National Museum, collected at Indian River, Florida, March 8, 1880, by R. E. Earll.



THE MACKEREL.

Scomber scombrus, L. (p. 271.)

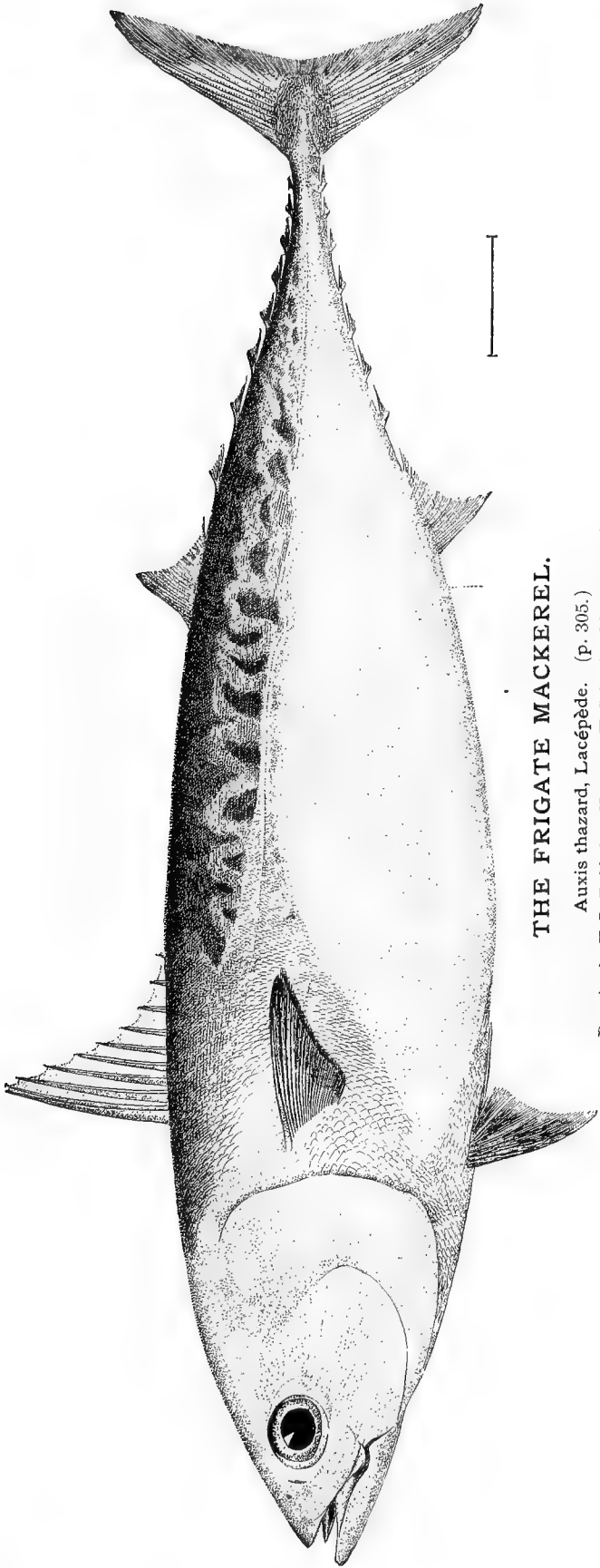
Drawing by H. L. Todd, from No. 25256, U. S. National Museum, collected at Provincetown, Mass., September, 1879, by U. S. Fish Commission.



THE CHUB MACKEREL OR "THIMBLE-EYE."

Scomber pneumatophorus, De La Roche. (p. 303.)

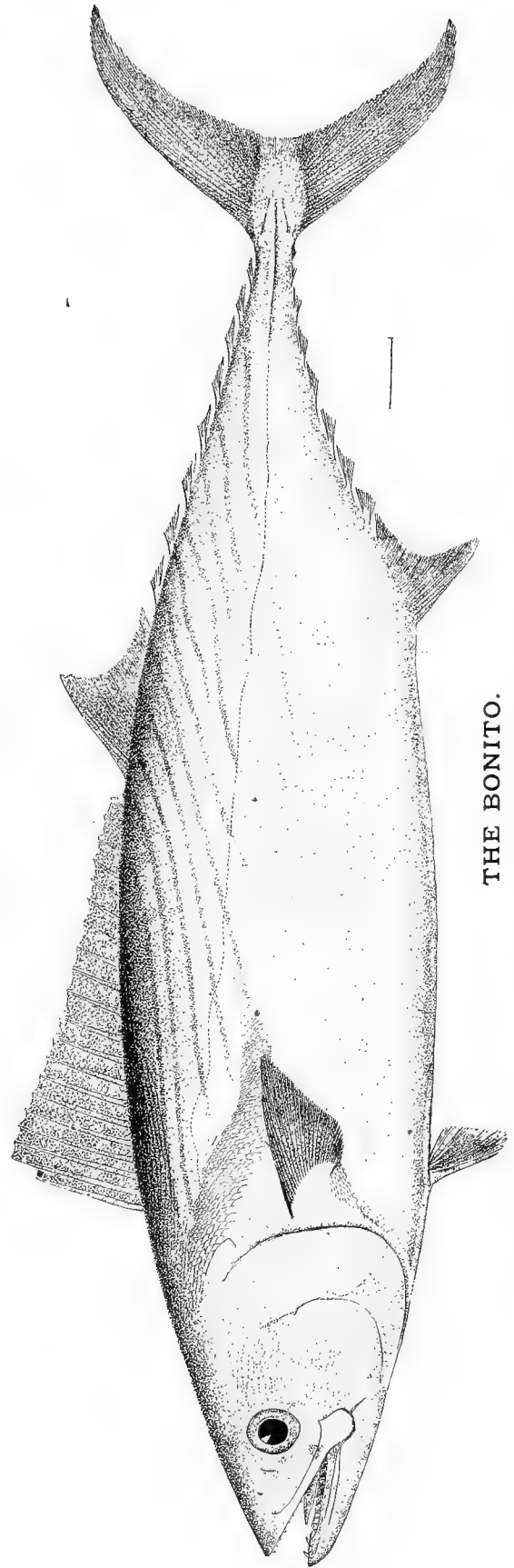
Drawing by H. L. Todd, from No. 23480, U. S. National Museum, collected at Provincetown, Mass., September, 1879, by U. S. Fish Commission.



THE FRIGATE MACKEREL.

Auxis thazard, Lacépède. (p. 305.)


Drawing by H. L. Todd, from No. 2757, U. S. National Museum, collected at Newport, R. I., August, 1880, by U. S. Fish Commission.



THE BONITO.

Sarda mediterranea (Schn.), J. & G. (p. 316.)

Drawing by H. L. Todd, from No. 10419, U. S. National Museum, collected at Wood's Holl, Mass., 1871, by U. S. Fish Commission.



THE SPANISH MACKEREL.

Scomberomorus maculatus (Mitch.), J. & G. (p. 307.)

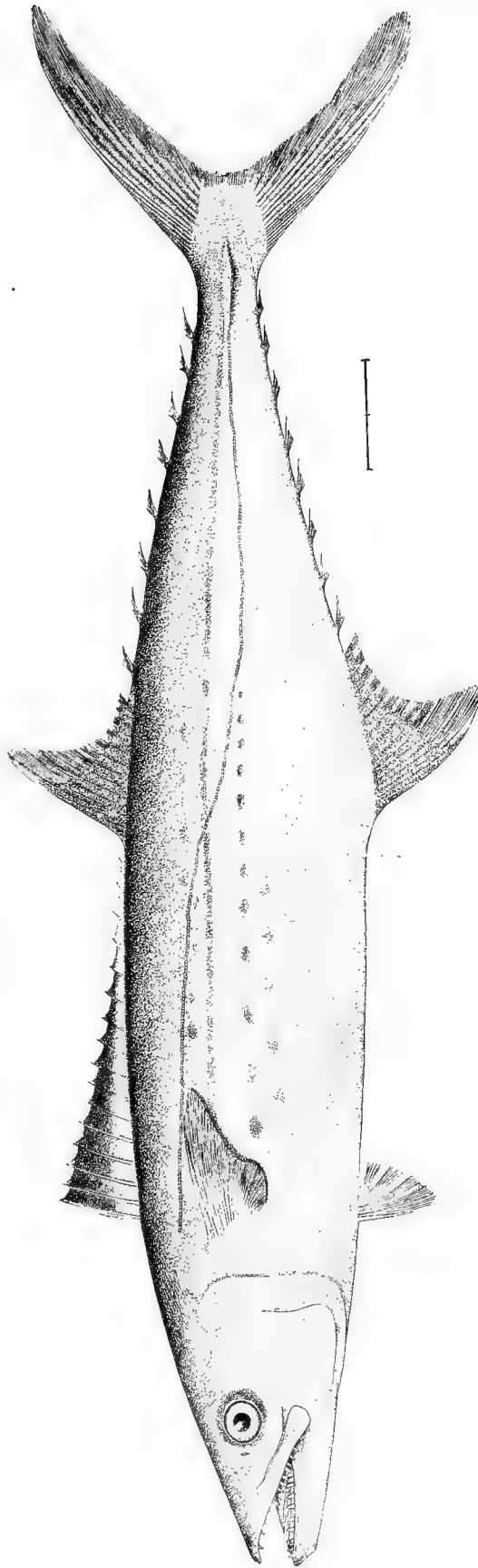
Drawing by H. L. Todd, from No. 15582, U. S. National Museum, collected at Fulton Market, New York, by E. G. Blackford.



THE CERO OR KINGFISH.

Scomberomorus caballa (C. & V.), J. & G. (P. 316.)

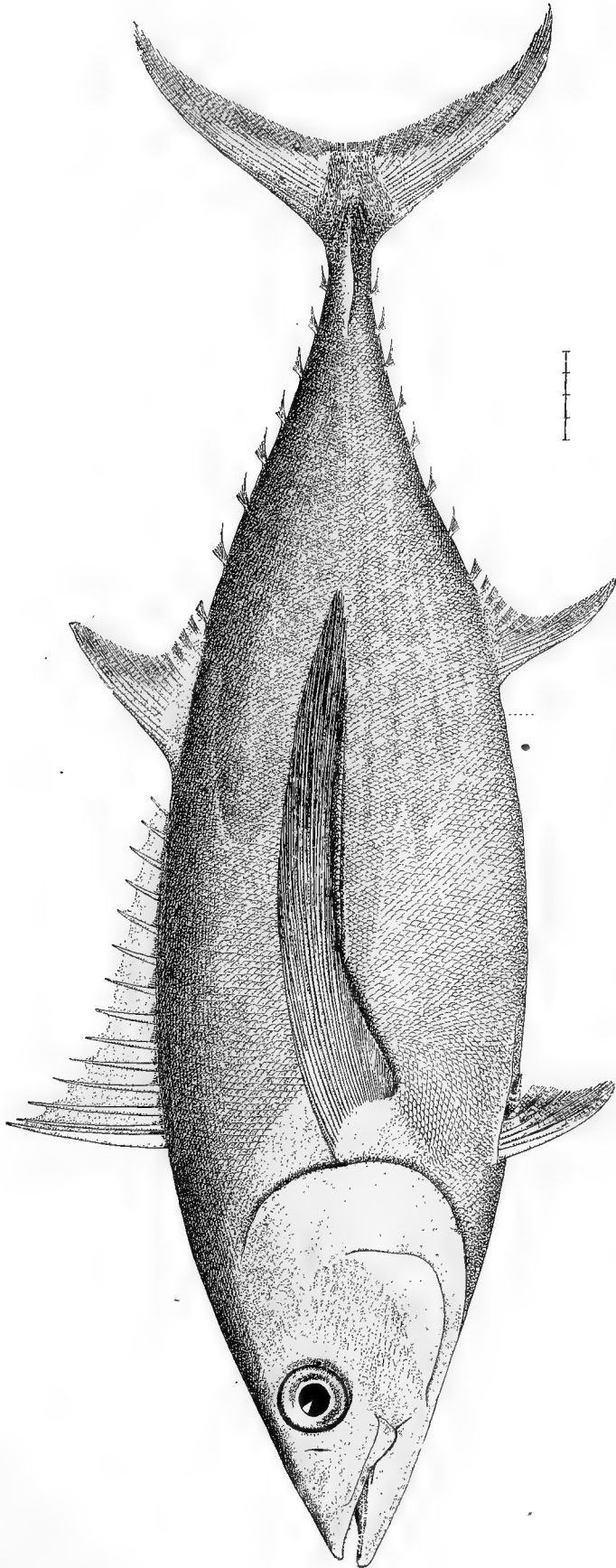
Drawing by H. L. Todd, from No. 19418, U. S. National Museum, collected at Wood's Holl, Mass., 1875, by U. S. Fish Commission.



THE SPOTTED CERO.

Scomberomorus regalis (Bloch), J. & G. (P. 316.)


Drawing by H. L. Todd, from No. 12527, U. S. National Museum, collected at Key West, Fla., by E. G. Blackford.



THE ALALONGA OR LONG-FINNED TUNNY.

Orcynus alalonga (Gmel.), Risso. (p. 320.)

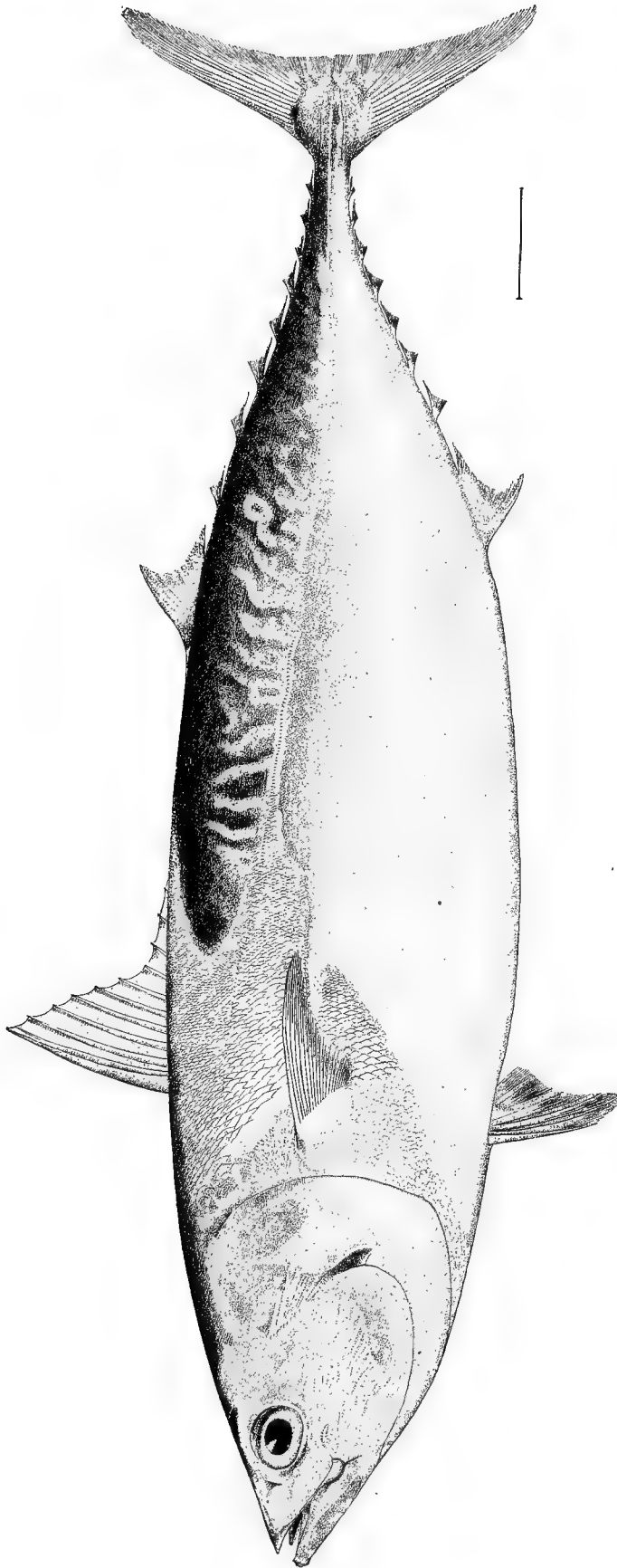
Drawing by H. L. Todd, from No. 21884, U. S. National Museum, collected at Banquerueu, September 10, 1878, by Capt. William Thompson, schooner Magic.



THE STRIPED OR OCEANIC BONITO.

Euthynnus pelamys (L.), Lutken. (p. 320.)

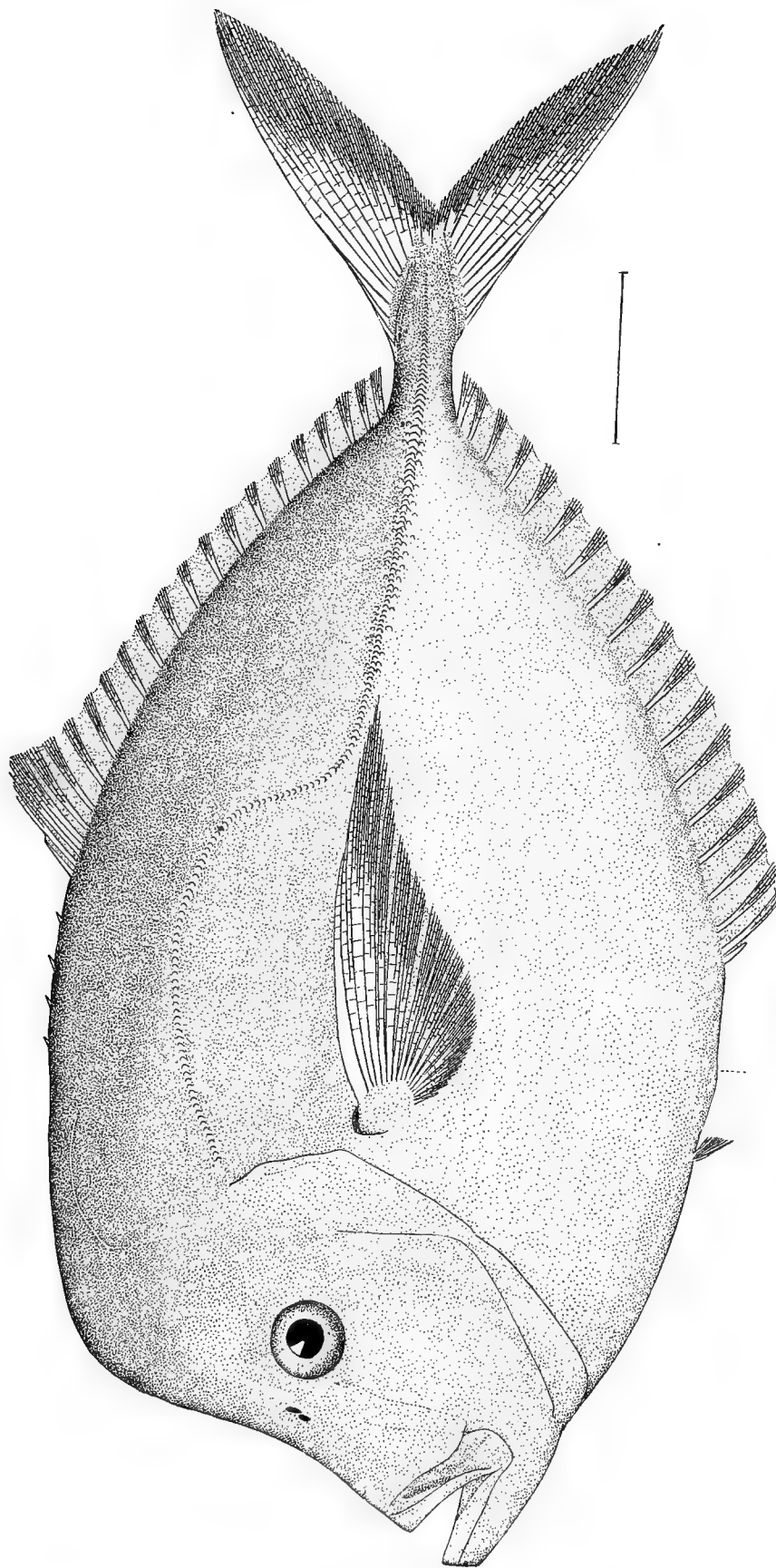
Drawing by H. L. Todd, from No. 20762, sent from Museum of Comparative Zoology, Cambridge, Mass.



THE HORSE MACKEREL OR TUNNY.

Orcynus thynnus (L.), Poey. (p. 320.)

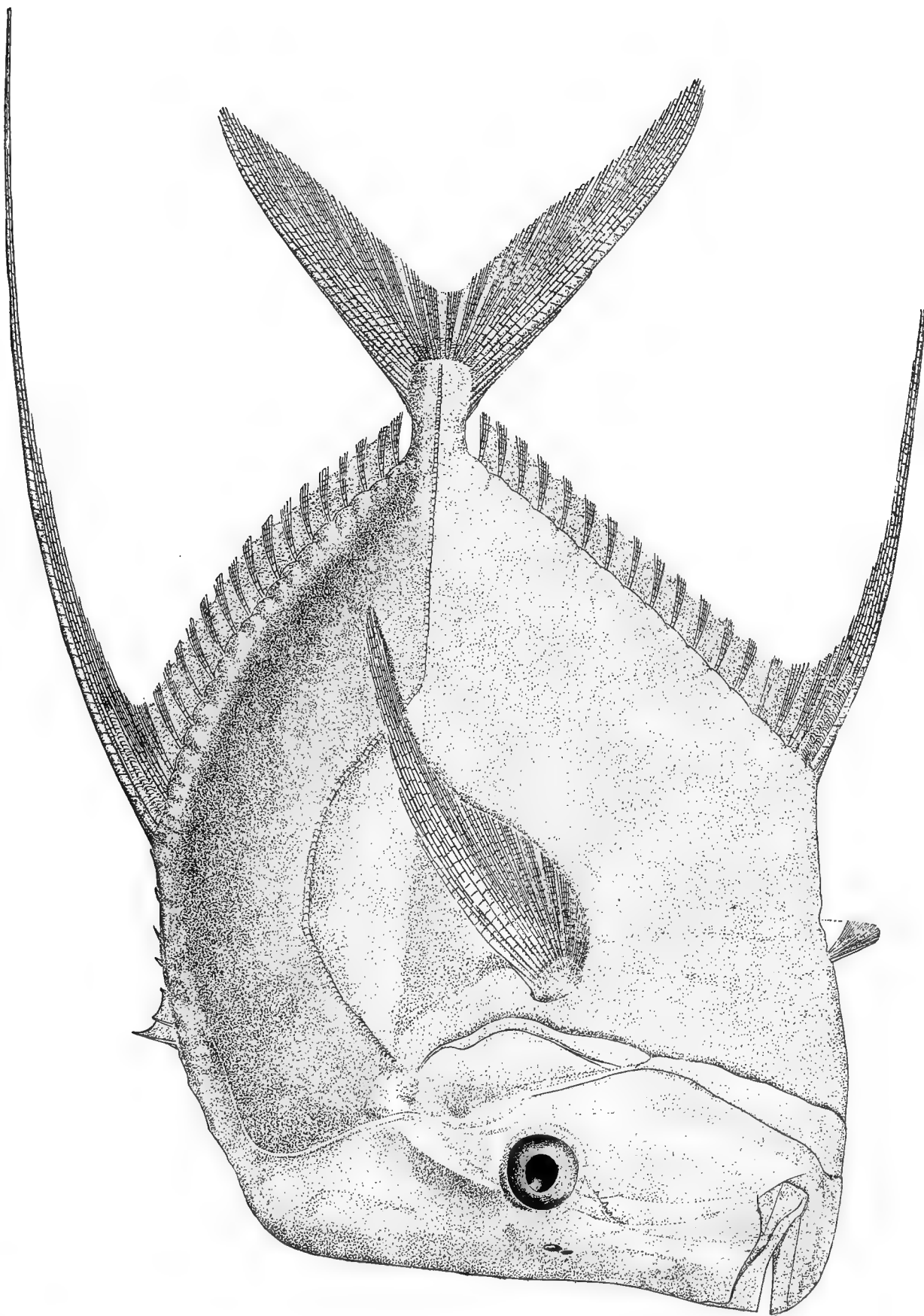
Drawing by H. L. Todd, from specimen collected in Vineyard Sound, by U. S. Fish Commission.



THE HORSE FISH OR BLUNT-NOSED SHINER.

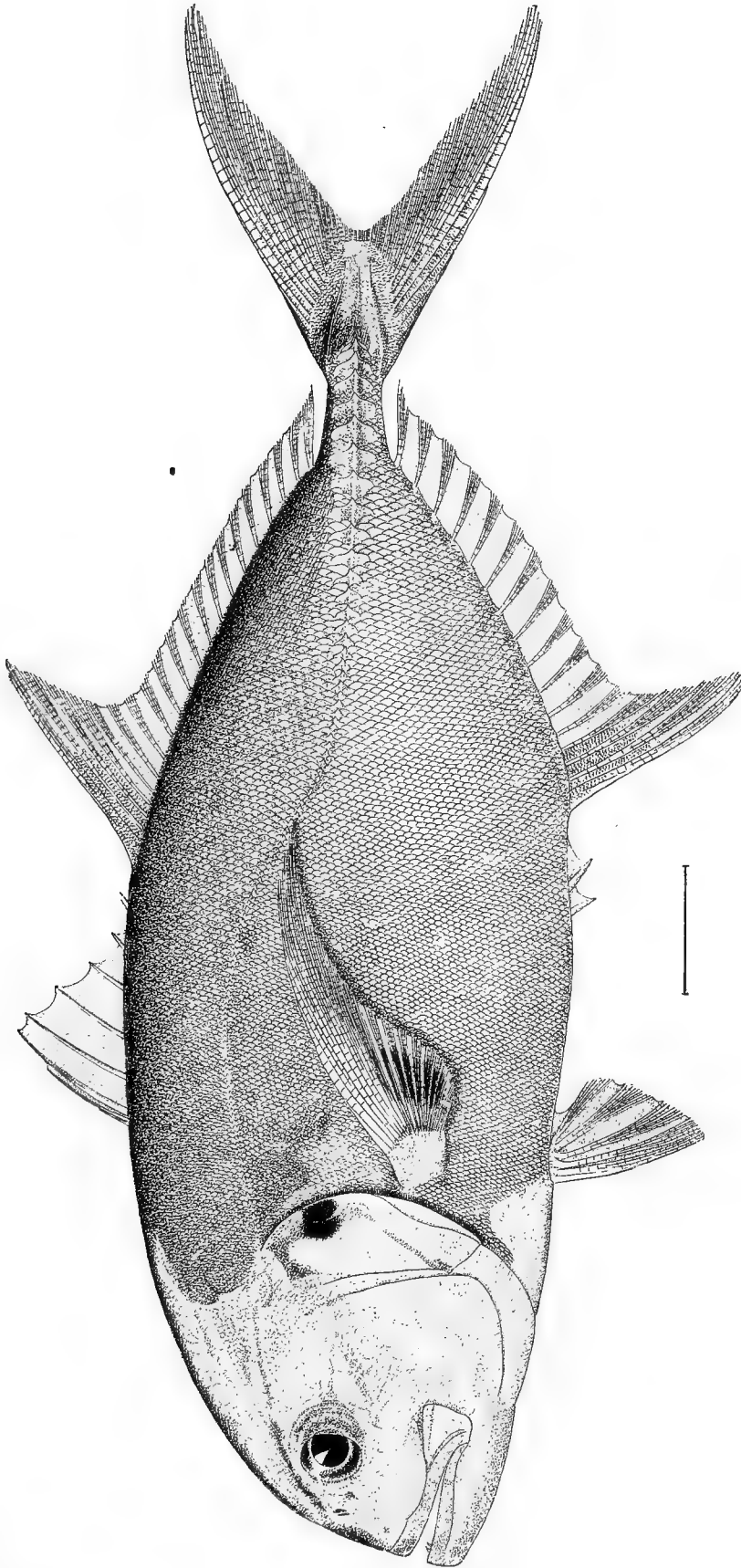
Selene setipinnis (Mitch.), Lütken. (p. 322.)

Drawing by H. L. Todd, from No. 16252, U. S. National Museum obtained in Fulton Market, New York, by E. G. Blackford.



THE SILVER MOONFISH OR 'LOOK-DOWN.'

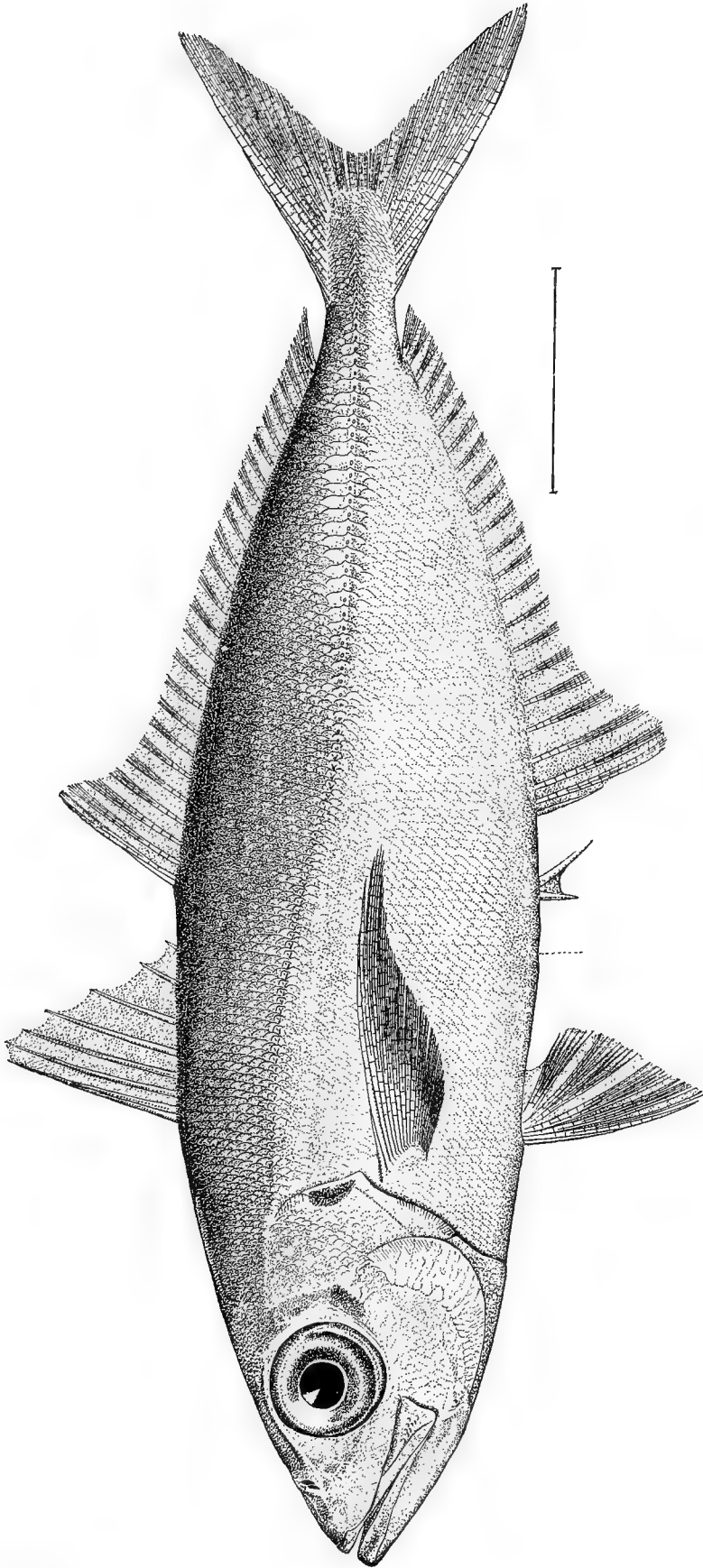
Selene argentea, Lacépède. (p. 322.)
Drawing by H. L. Todd, from No. 22279, U. S. National Museum.



THE CAVALLY OR CREVALLE.

Caranx hippos (L.), Gthr. (p. 323.)

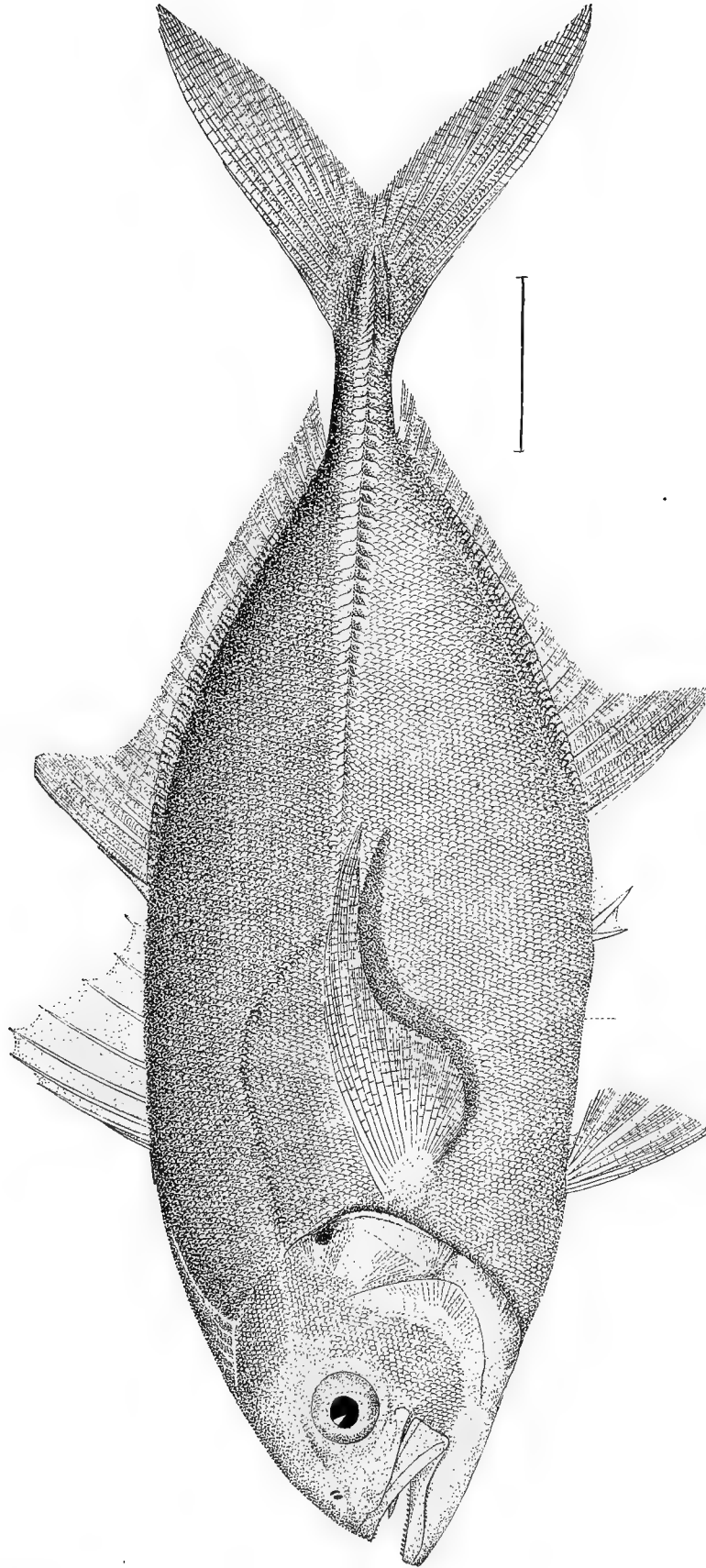
Drawing by H. L. Todd, from No. 10431 U. S. National Museum, collected at Wood's Holl, Mass., 1871, by U. S. Fish Commission.



THE GOGGLER OR "GOGGLE EYE."

Caranx crumenophthalmus (Bloch), Lac. (p. 324.)

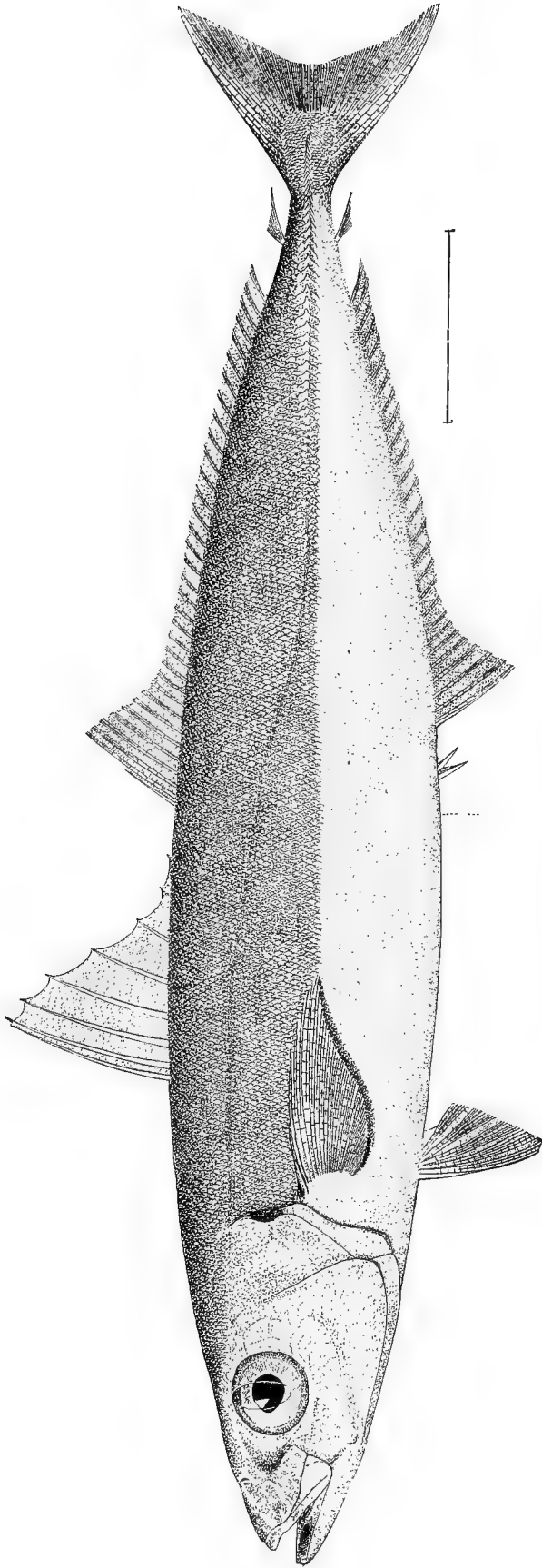
Drawing by H. L. Todd, from No. 20681, U. S. National Museum, collected at Wood's Holl, Mass., October 3, 1877, by Vinal N. Edwards.



THE JUREL OR HARD TAIL.

Caranx pisquetus, C. & V. (*C. chrysos*, Gthr.) (p. 324.)

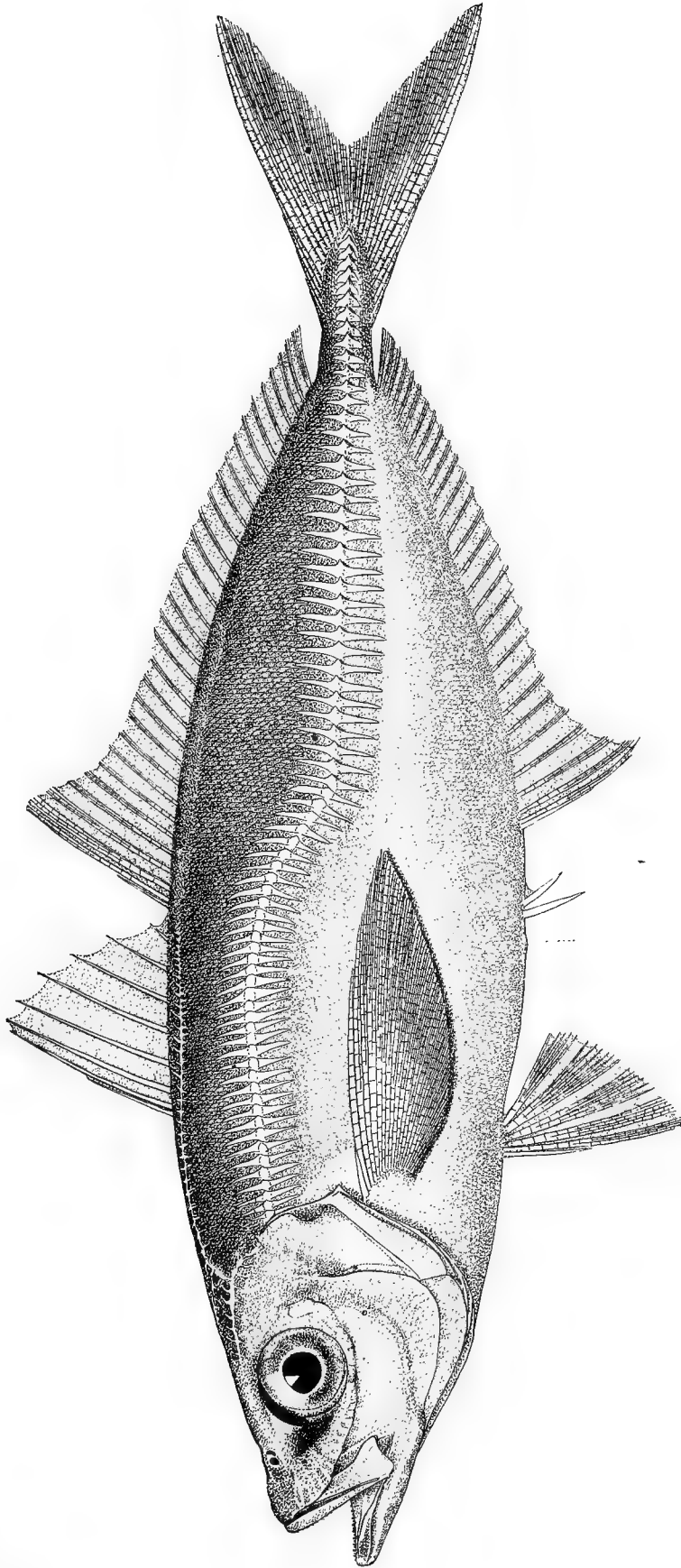
Drawing by H. L. Todd, from No. 16512, U. S. National Museum, collected at Wood's Holl, Mass., by U. S. Fish Commission.



THE ROUND ROBIN OR CIGAR-FISH.

Decapterus punctatus (Ag.), Gill. (p. 325.)

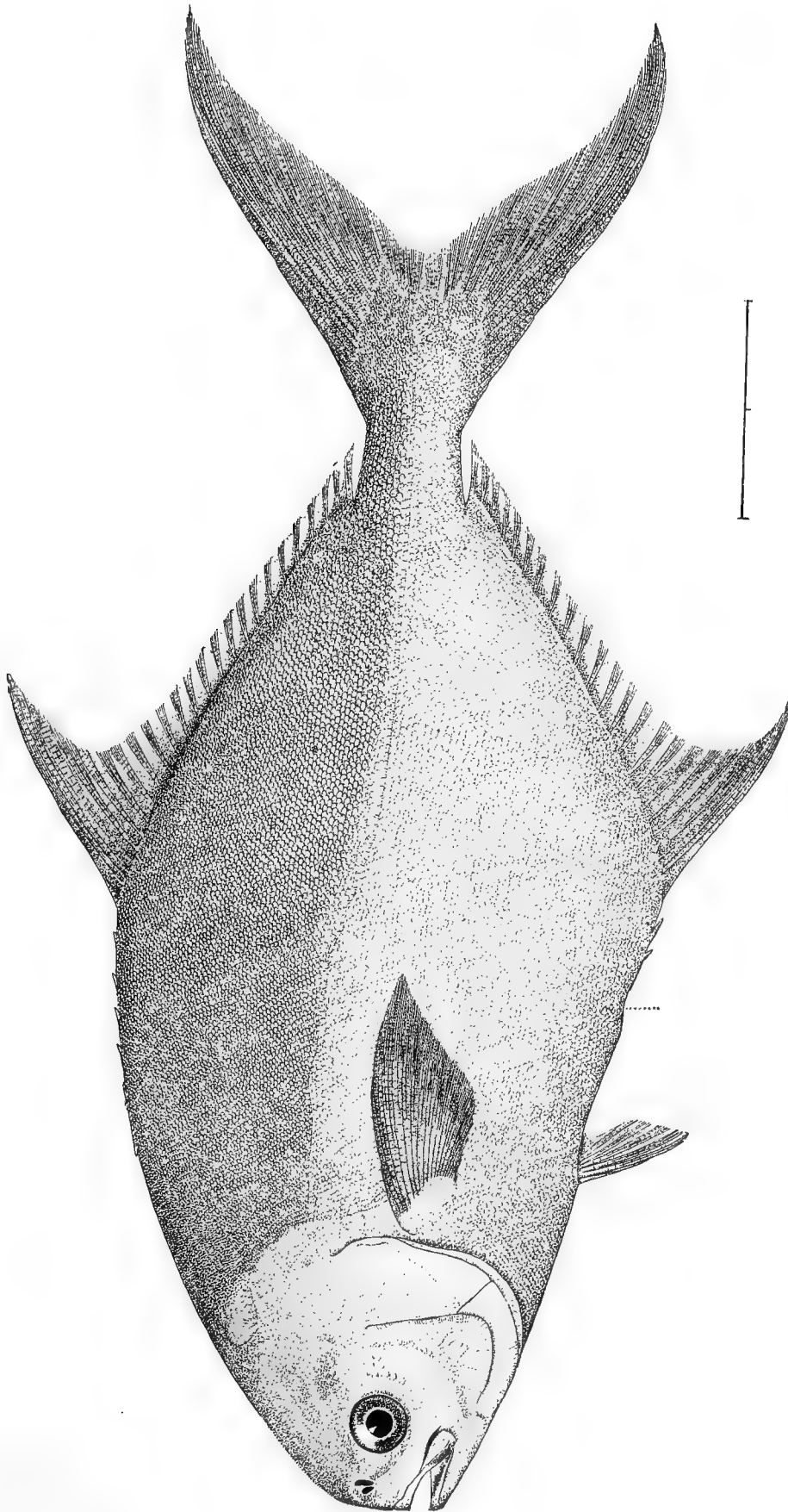
Drawing by H. L. Todd, from No. 20639, U. S. National Museum, collected at Wood's Holl, Mass., September 11, 1877, by Vinal N. Edwards.



THE SCAD OR DUTCH MARSE-BANKER.

Trachurus saurus, Raf. (p. 326.)

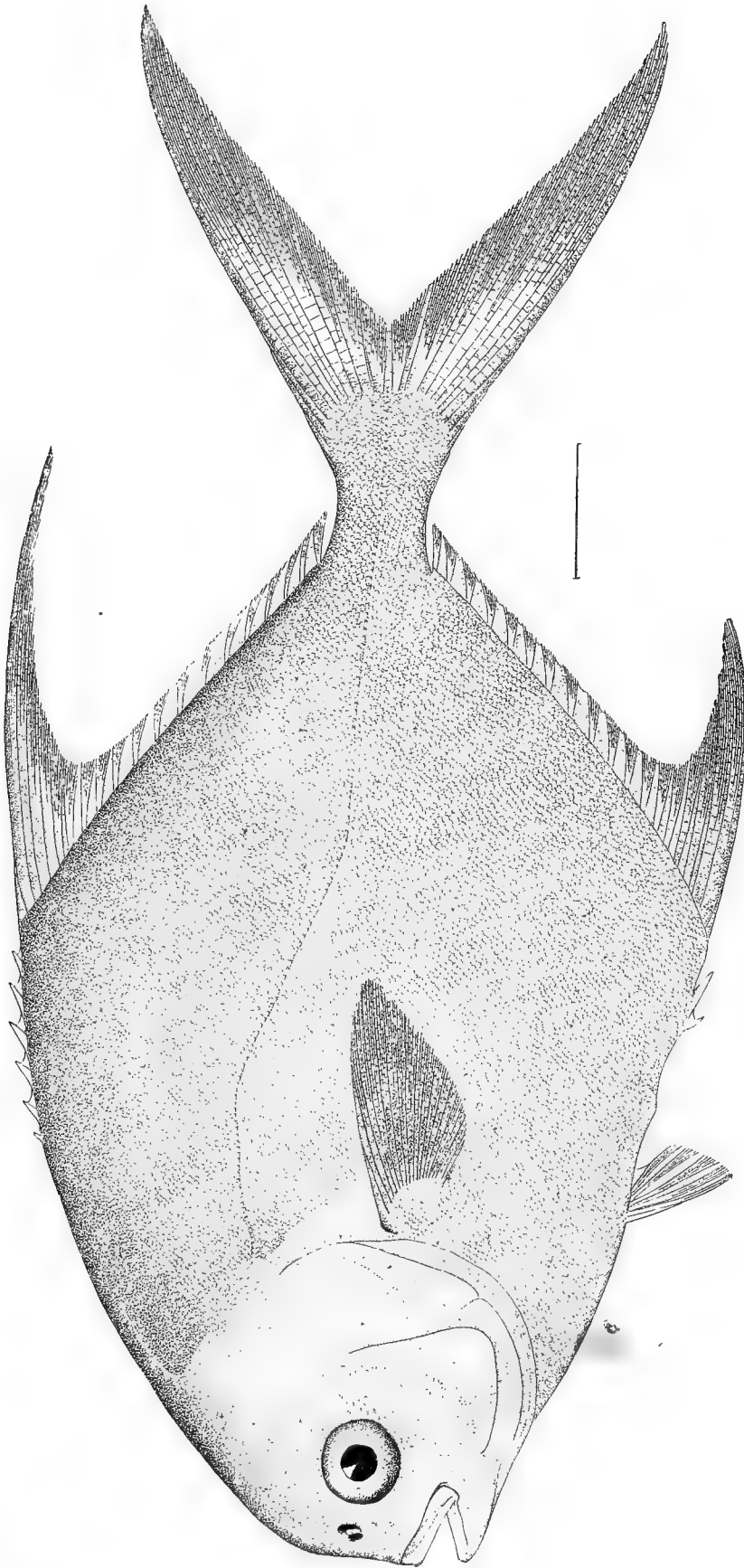
Drawing by H. L. Todd, from No. 23421, U. S. National Museum, collected at Newport, R. I., by S. Powel.



THE COMMON POMPANO.

Trachynotus carolinus (L.), Gill. (P. 327.)

Drawing by H. L. Todd, from No. 15178, U. S. National Museum, collected at Wood's Holl, Mass., October 5, 1871, by Prof. S. F. Baird.



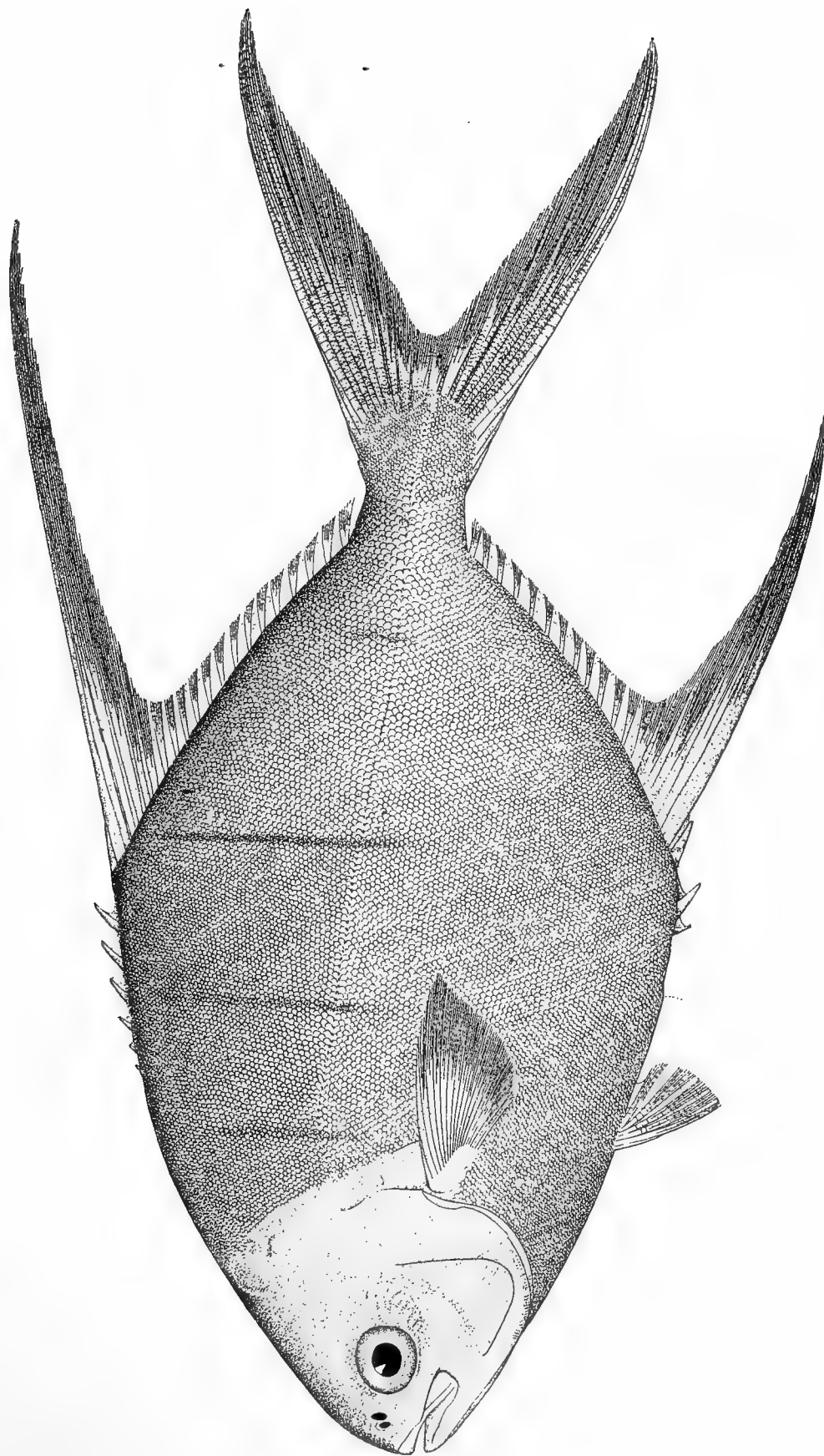
THE SHORT POMPANO.

Trachynotus ovatus, (L.), Gthr. (p. 326.)

Drawing from No. 26585, U. S. National Museum, collected in Florida by Silas Stearns.

2


2



THE BANNER POMPAÑO.

Trachynotus glaucus, C. & V. (p. 326.)

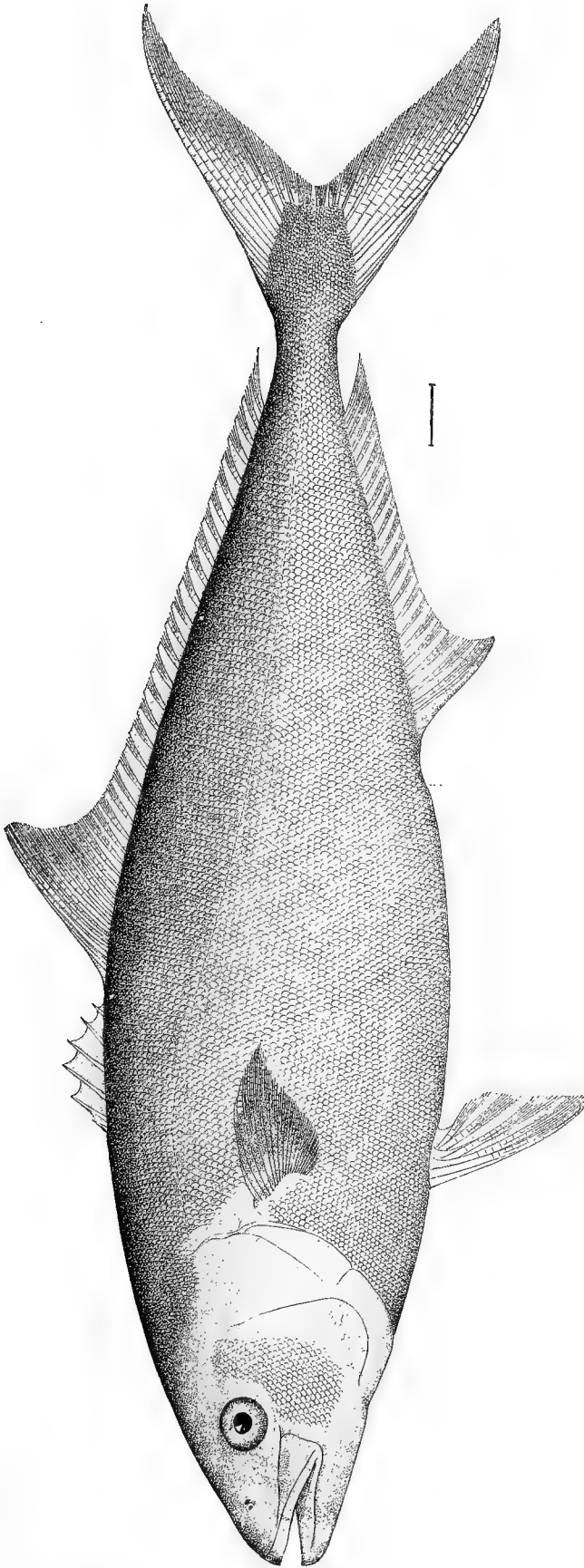
Drawing by H. L. Todd, from No. 30176, U. S. National Museum, collected at Pensacola, Fla., January 7, 1882, by Silas Stearns.



THE PILOT-FISH.

Naucrates ductor (L.), Raf. (p. 330.)

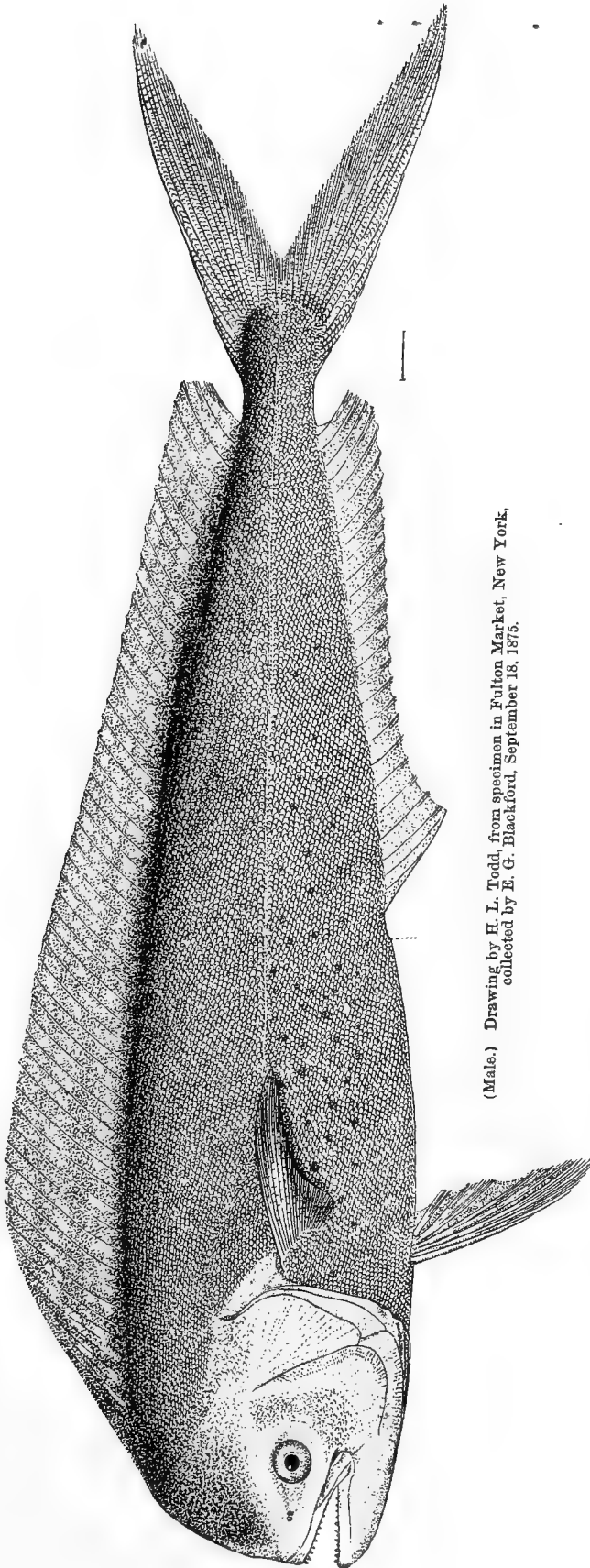
Drawing by H. L. Todd, from No. 23197, U. S. National Museum, collected at New Bedford, Mass., September 27, 1873, by William A. Baussett.



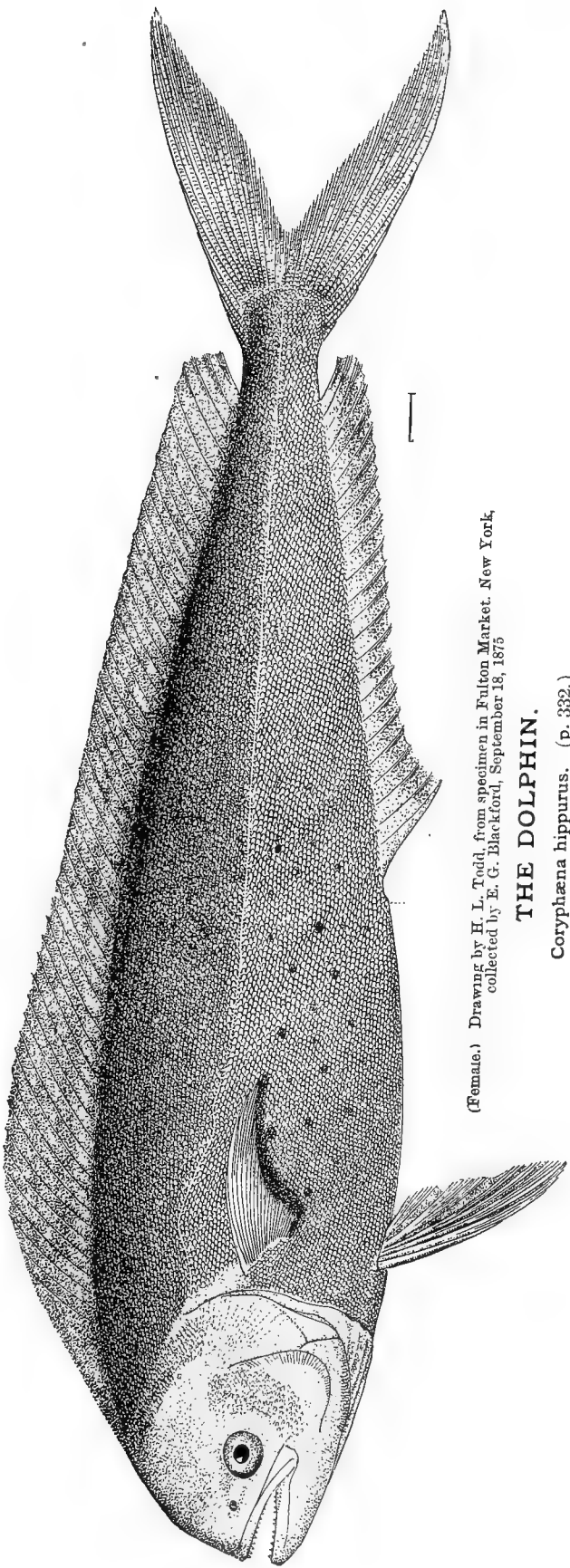
THE CALIFORNIA YELLOW-TAIL OR AMBER-FISH

Seriola dorsalis, C. & V. (p. 331.)

Drawing by H. L. Todd, from No. 26835, U. S. National Museum, collected at San Pedro, Cal., 1880 (?), by Jordan and Gilbert.



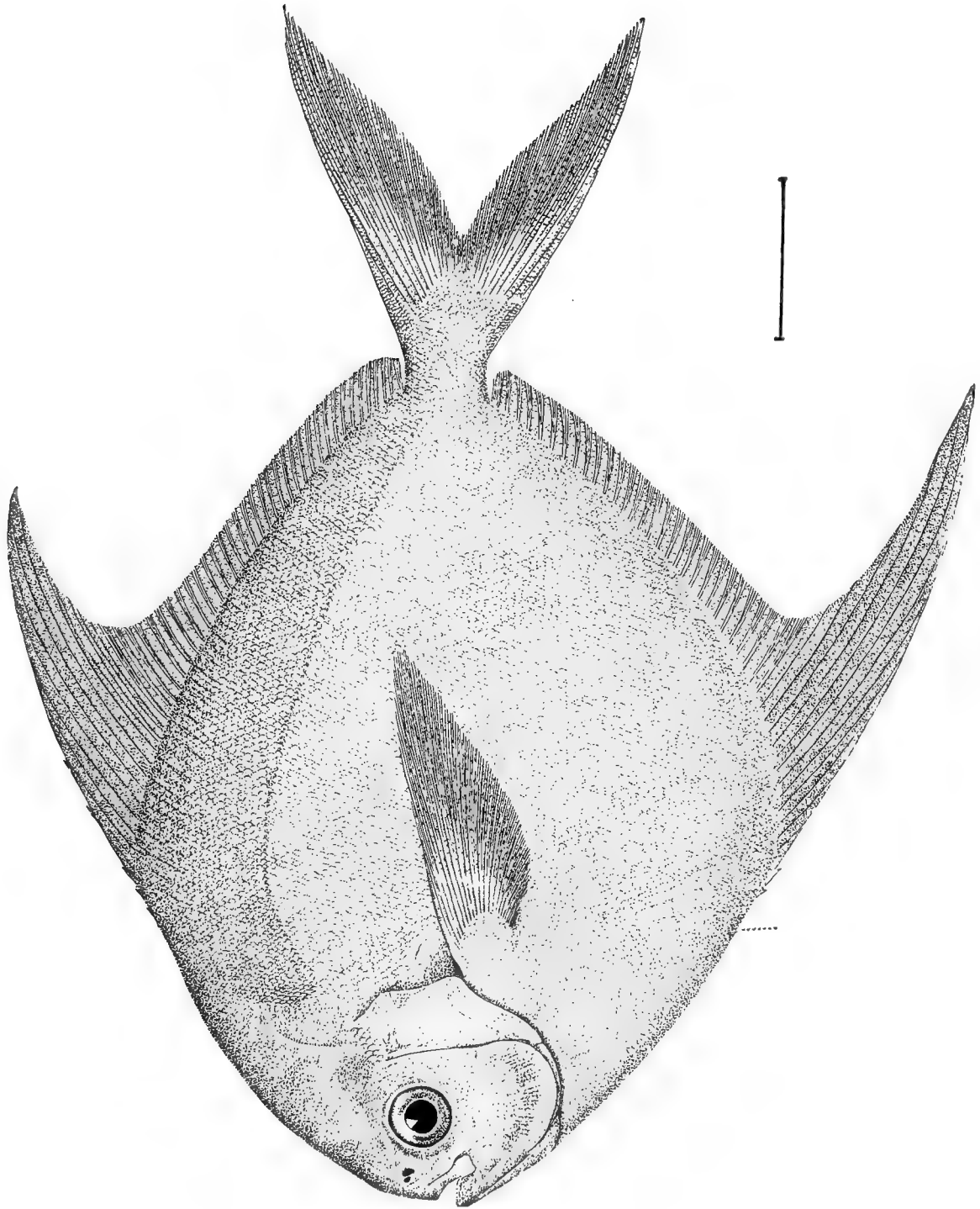
(Male.) Drawing by H. L. Todd, from specimen in Fulton Market, New York, collected by E. G. Blackford, September 18, 1875.



(Female.) Drawing by H. L. Todd, from specimen in Fulton Market, New York, collected by E. G. Blackford, September 18, 1875.

THE DOLPHIN.

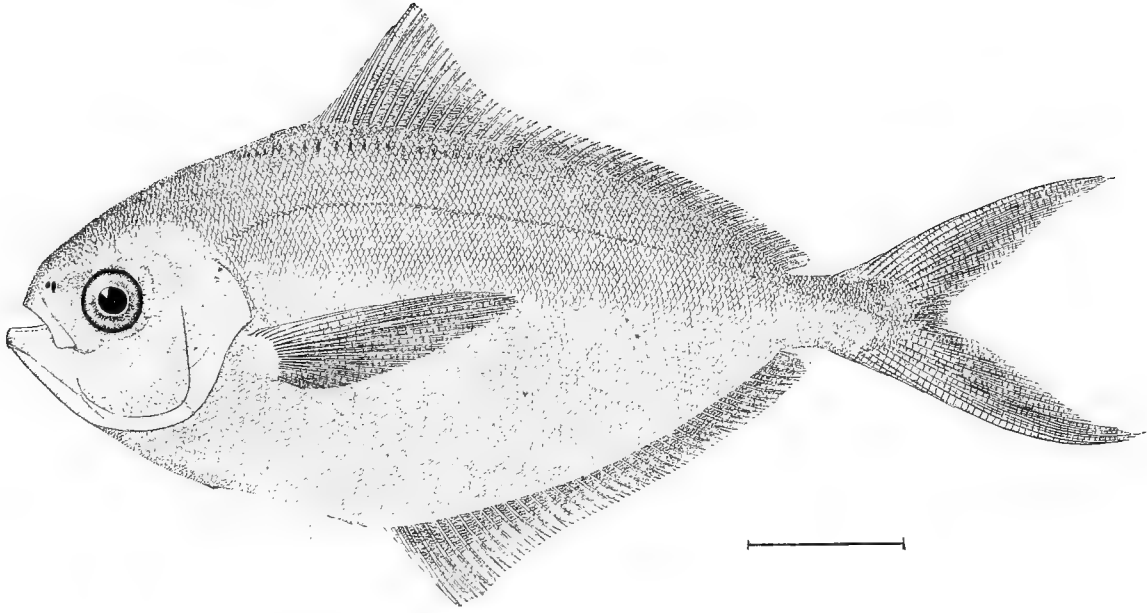
Coryphæna hippurus. (p. 332.)



THE HARVEST-FISH.

Stromateus alpeidotus (L.), J. & G. (p. 333.)


Drawing by H. L. Todd, from No. 15234, U. S. National Museum, collected at New York by Sutherland.



THE BUTTERFISH OR DOLLAR-FISH.

Stromateus triacanthus, Peck. (p. 333.)

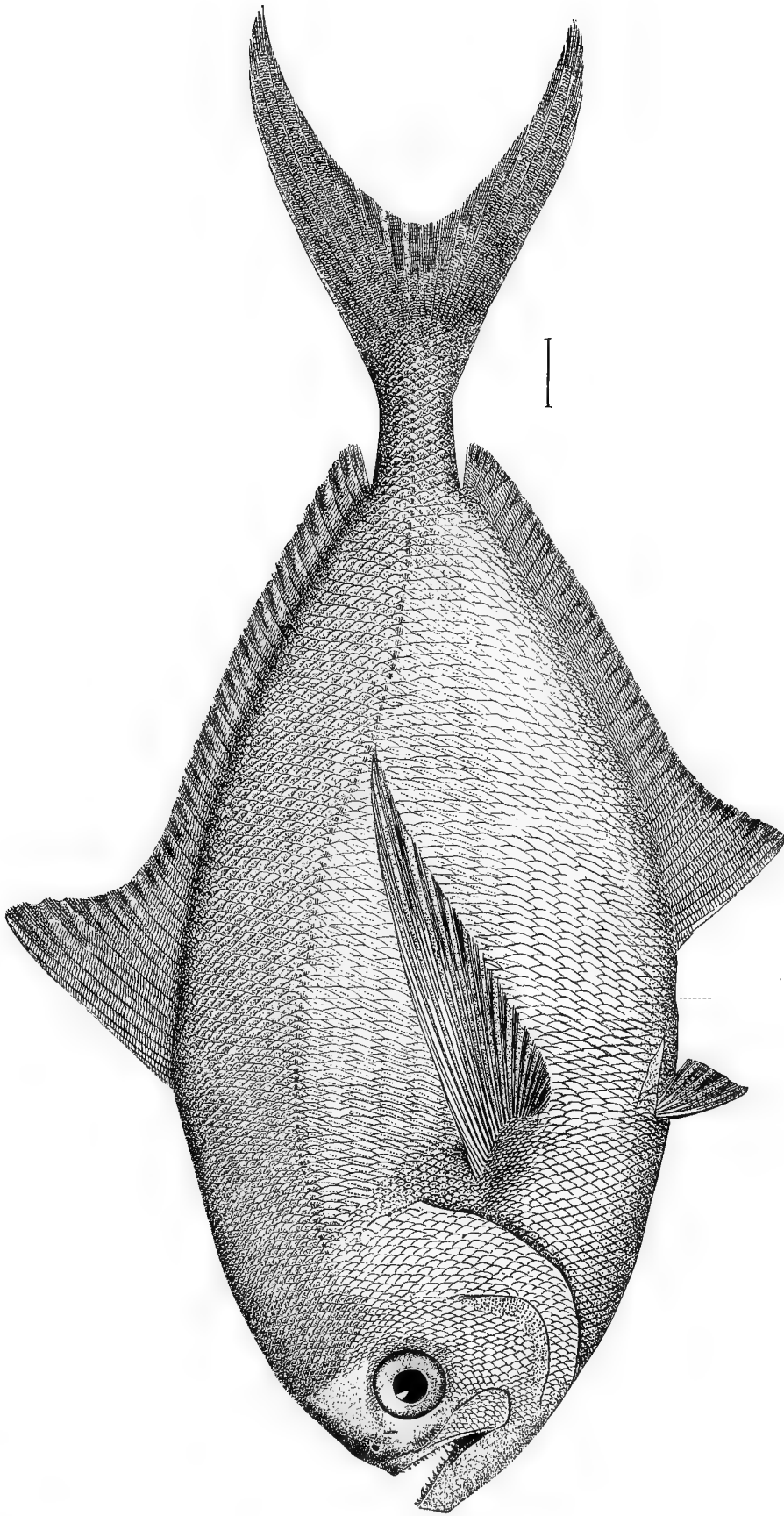
Drawing by H. L. Todd, from No. 787, U. S. National Museum, collected at Beesley's Point, New Jersey, 1858, by Prof. S. F. Baird.



THE LOG-FISH OR BLACK RUDDER-FISH.

Lirus perciformis (Mitch.), J. & G. (p. 334.)


Drawing by H. L. Todd, from No. 22650, U. S. National Museum, collected at Le Have Bank, by Capt. James Hawkins.



THE POMFRET.

Brama Rayi (Bl.), Schn.

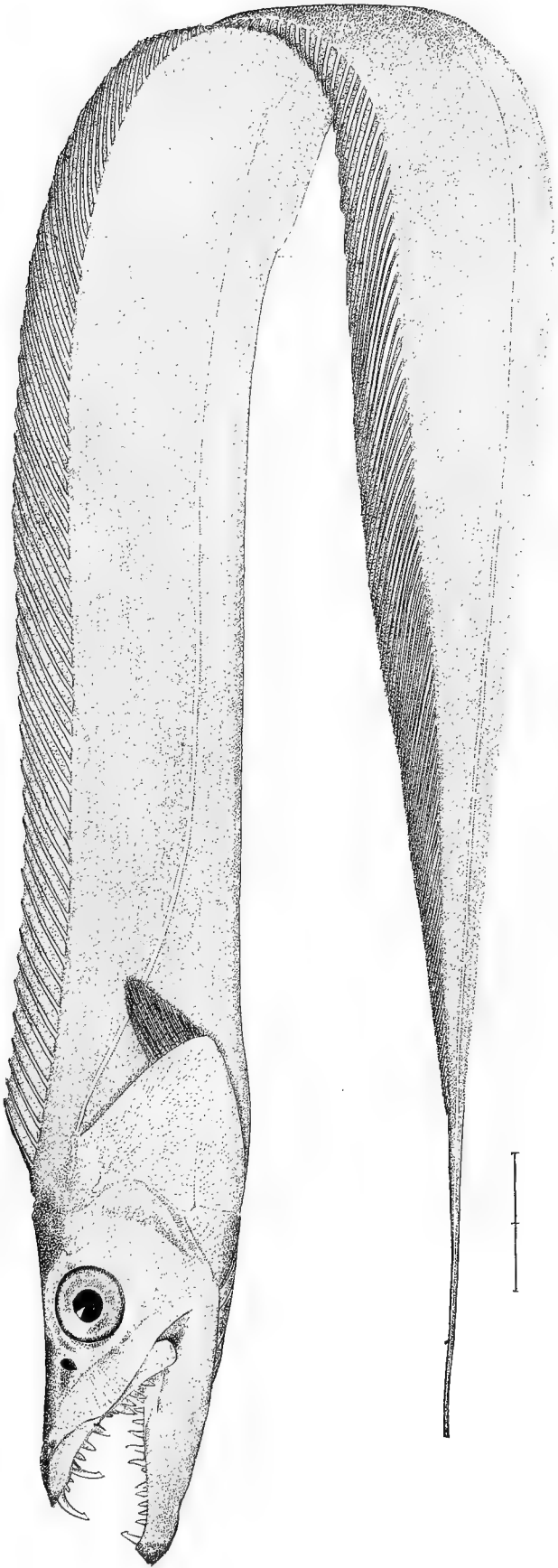
Drawing by H. L. Todd, from No. 26238, U. S. National Museum, collected at west end of Grand Bank, May, 1881, by Capt. Andrew McKinney.



THE BOAR FISH.

Zenopsis ocellatus (Storer), Gill.

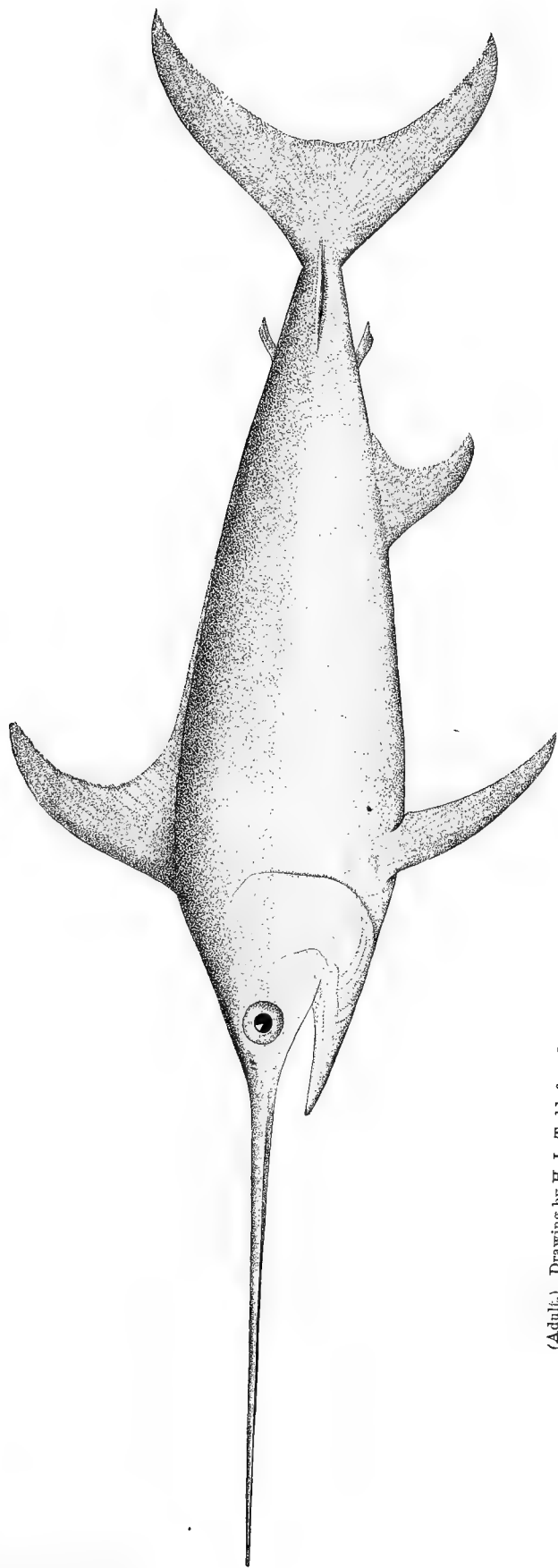
Drawing by H. L. Todd, from specimen taken at Provincetown, Mass., in museum of Boston Society of Natural History.



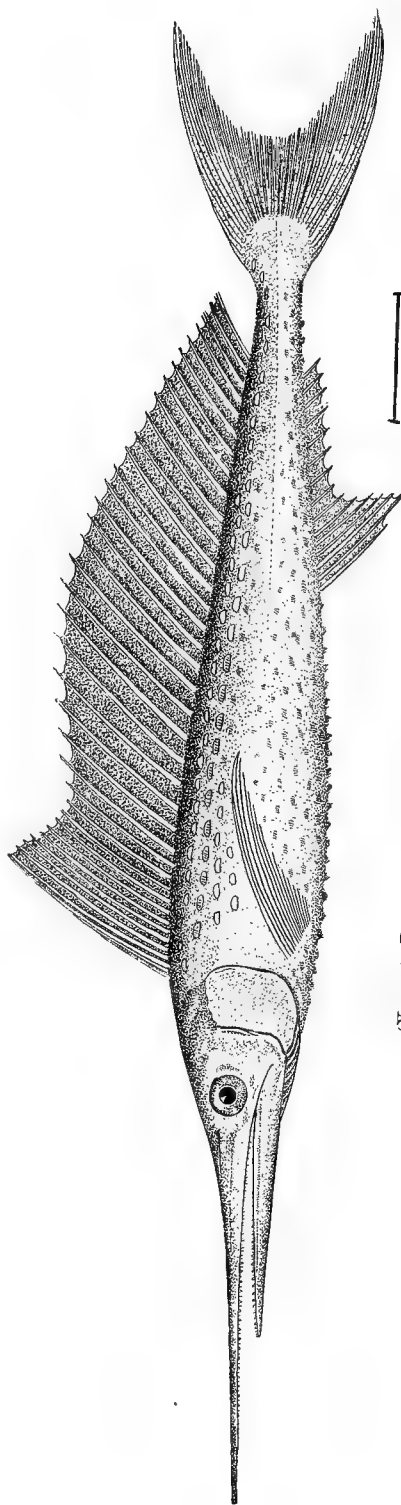
THE CUTLASS-FISH.

Trichiurus lepturus, L. (p. 335.)

Drawing by H. L. Todd, from No. 18028, U. S. National Museum, collected at St. Augustine, Fla., 1877, by Dr. Janeway, U. S. N.



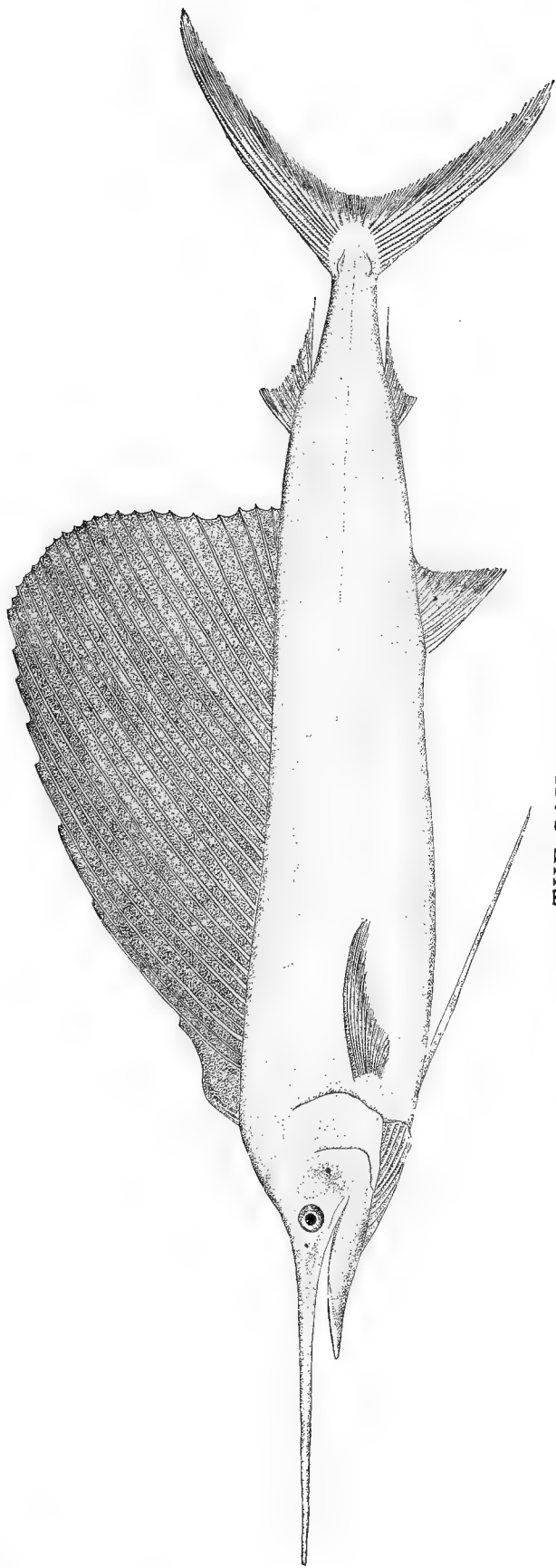
(Adult.) Drawing by H. L. Todd, from No. 16126, U. S. National Museum, collected at New Bedford, Mass., July 17, 1876, by U. S. Fish Commission.



(Young.) Drawing from Plate 225, Cuvier, Histoire des Poissons.

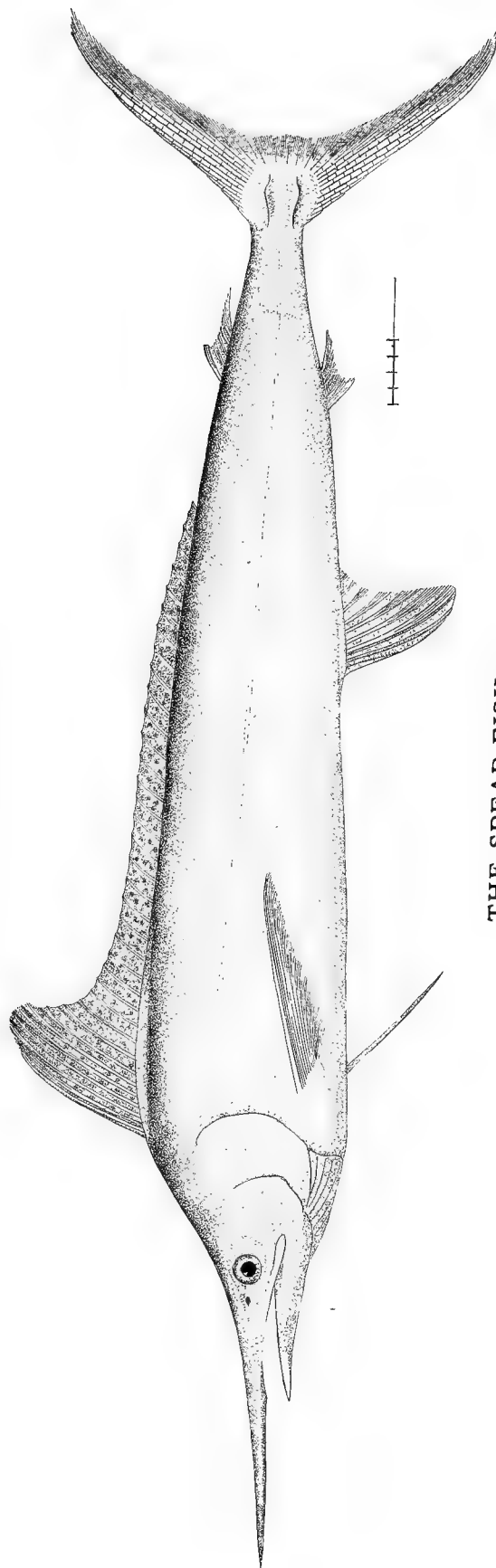
THE SWORDFISH.

Xiphias gladius, L. (p. 336.)




THE SAIL-FISH.

Histiophorus gladius (Brown), Gthr. (p. 356.)



THE SPEAR-FISH.

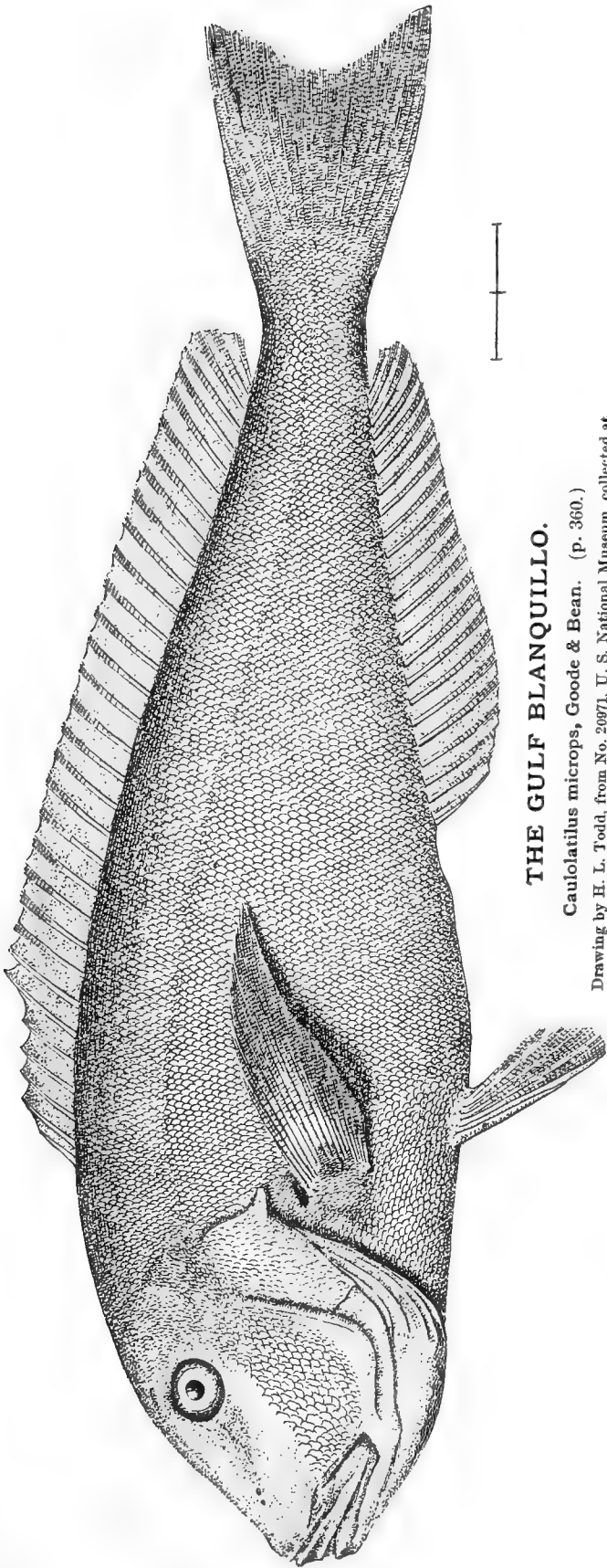
Tetrapturus albidus, Poey. (p. 358.)



THE TILE-FISH.

Lopholatilus chamaeleonticeps, Goode & Bean. (p. 360.)


Drawing by H. L. Todd, from No. 22899, U. S. National Museum, collected 80 miles south by east of No Man's Land, Mass., by Captain Kirby.



THE GULF BLANQUILLO.

Caulolatilus microps, Goode & Bean. (p. 360.)

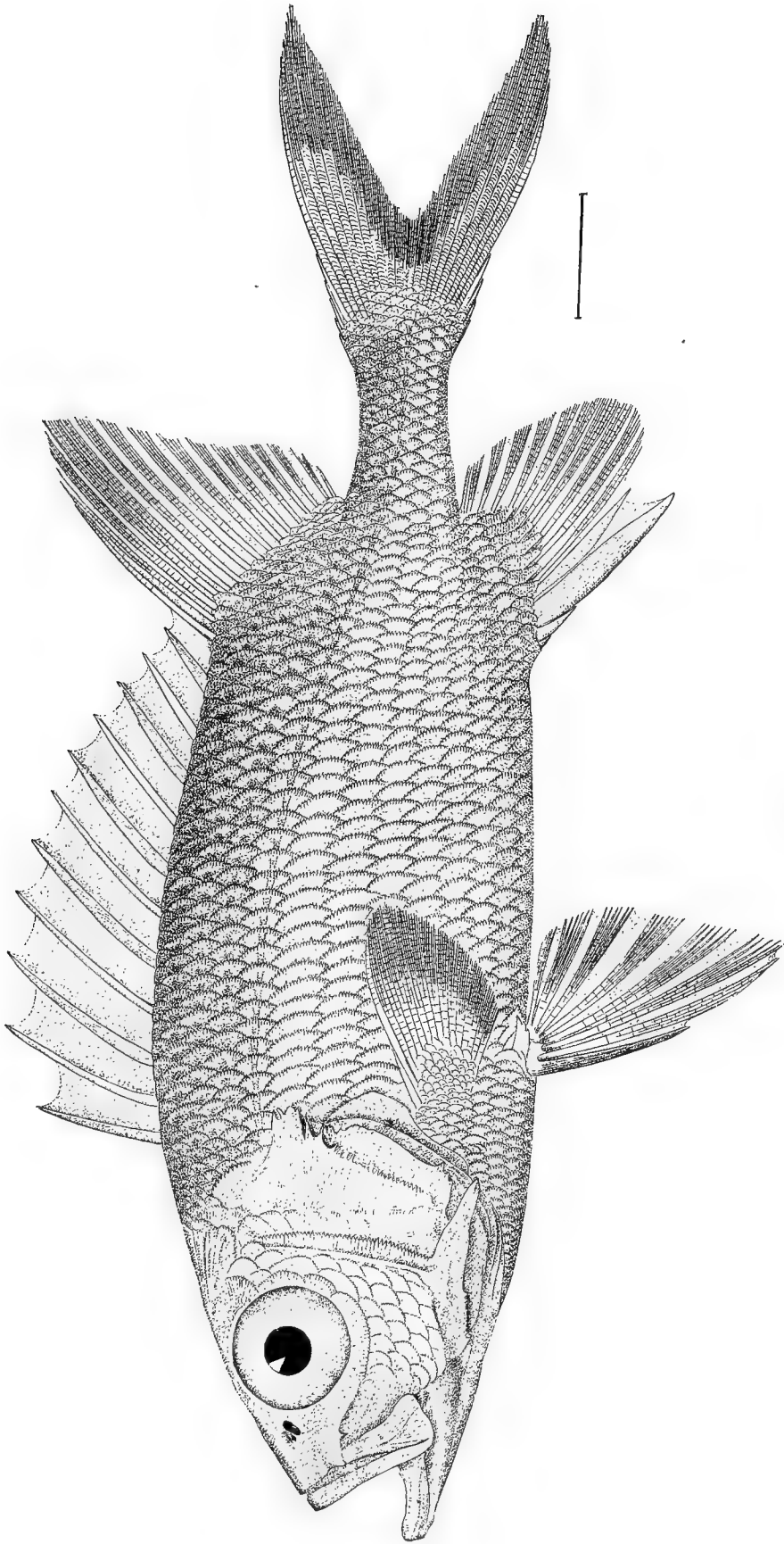
Drawing by H. L. Todd, from No. 20971, U. S. National Museum, collected at Pensacola, Fla. March 18, 1878, by Silas Stearns.



THE RONCHIL.

Bathymaster signatus, Cope. (p. 361.)


Drawing by H. L. Todd, from No. 27646, U. S. National Museum, collected off the Shumagina, Alaska, by E. P. Herendeen.



THE SQUIRREL-FISH.

Holocentrum pentacanthum (Bloch), Vail & Bocourt. (p. 361.)

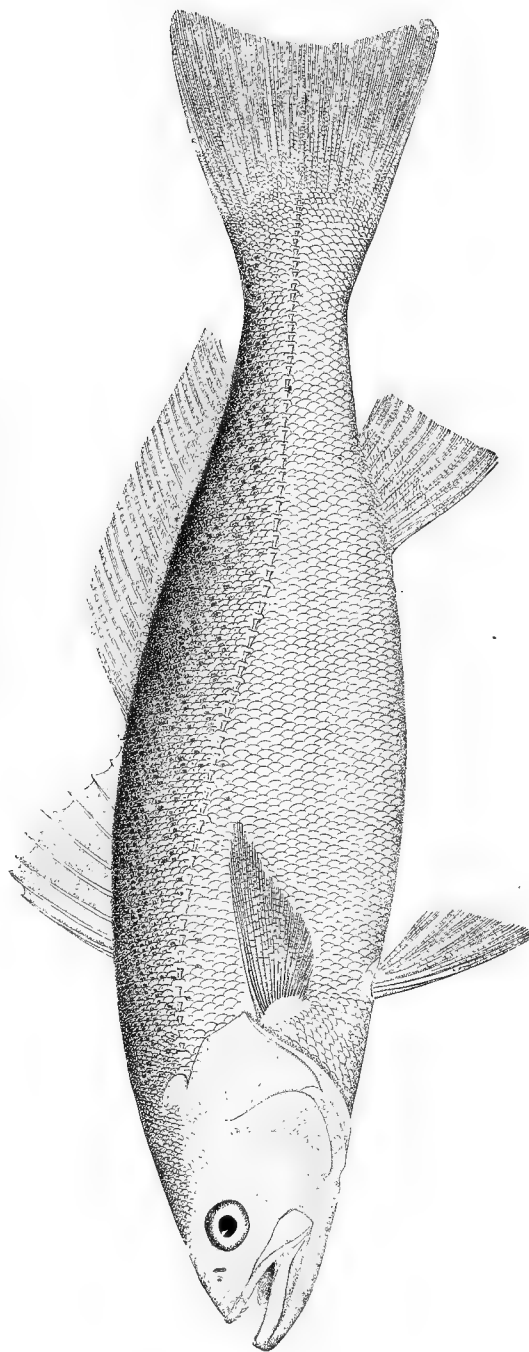
Drawing by H. L. Todd, from No. 26580, U. S. National Museum, collected at Key West, Fla., 1880, by Silas Stearns.



THE SPOTTED SQUETEAGUE OR SOUTHERN "SEA TROUT."

Cynoscion maculatum (Mitch.), Gill. (p. 362.)

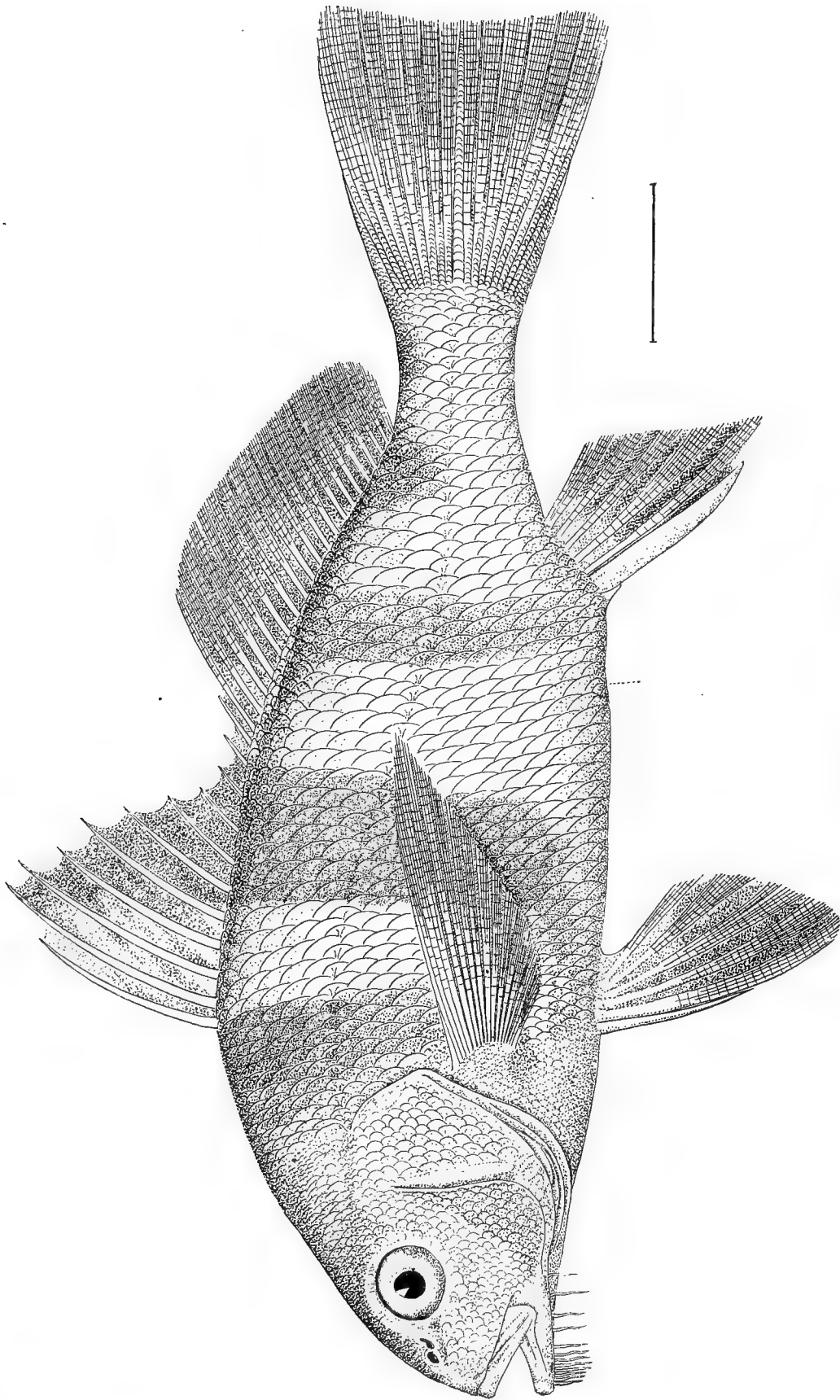
Drawing by H. L. Todd, from No. 15000, U. S. National Museum, collected at Norfolk, Va., 1872, by Mr. Sibley.



THE COMMON SQUETEAGUE.

Cynoscion regale (Schn.), Gill. (p. 362.)

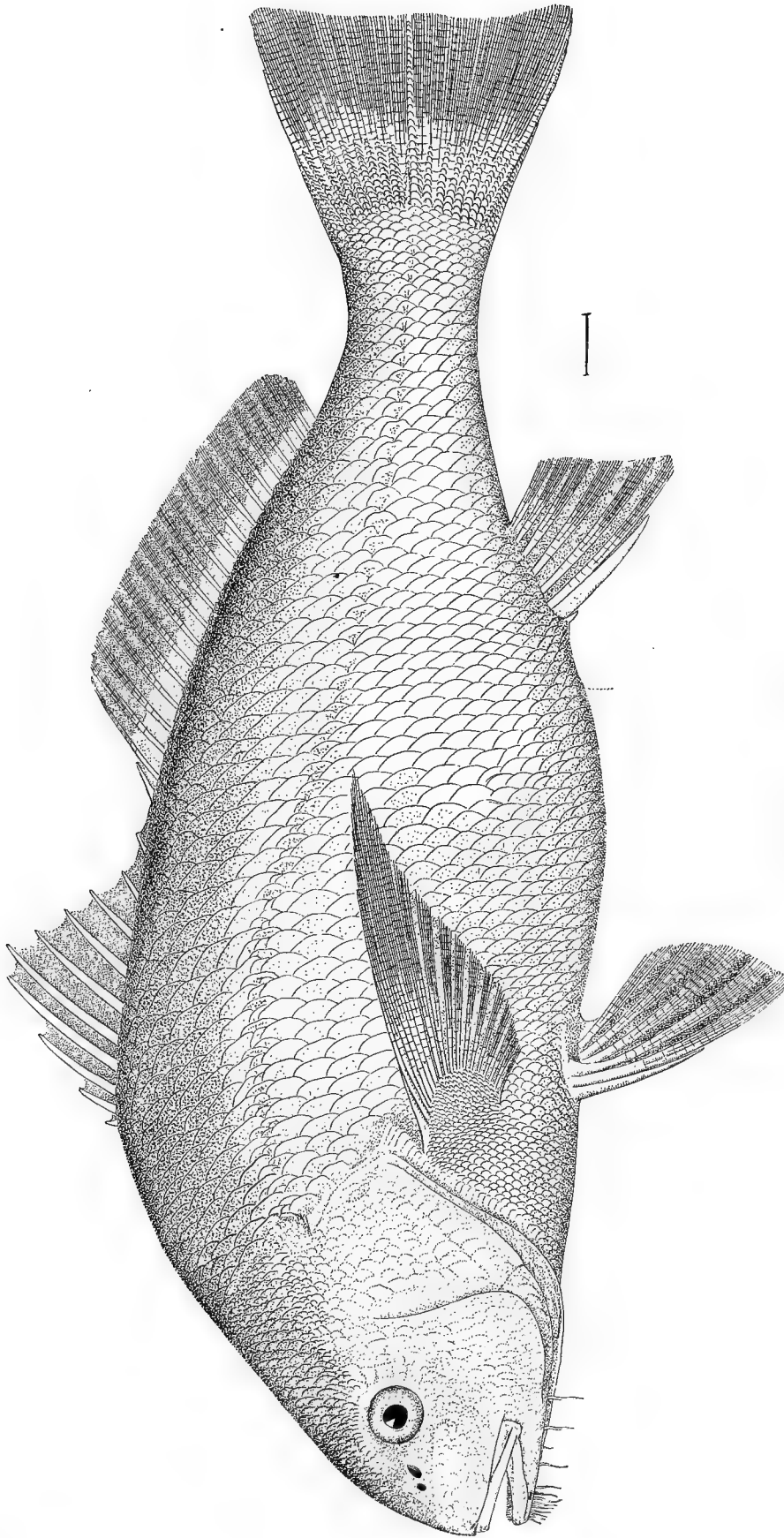
Drawing by H. L. Todd, from No. 10421, U. S. National Museum, collected at Wood's Hole, Mass., 1871, by the U. S. Fish Commission.



THE DRUM. (Young.)

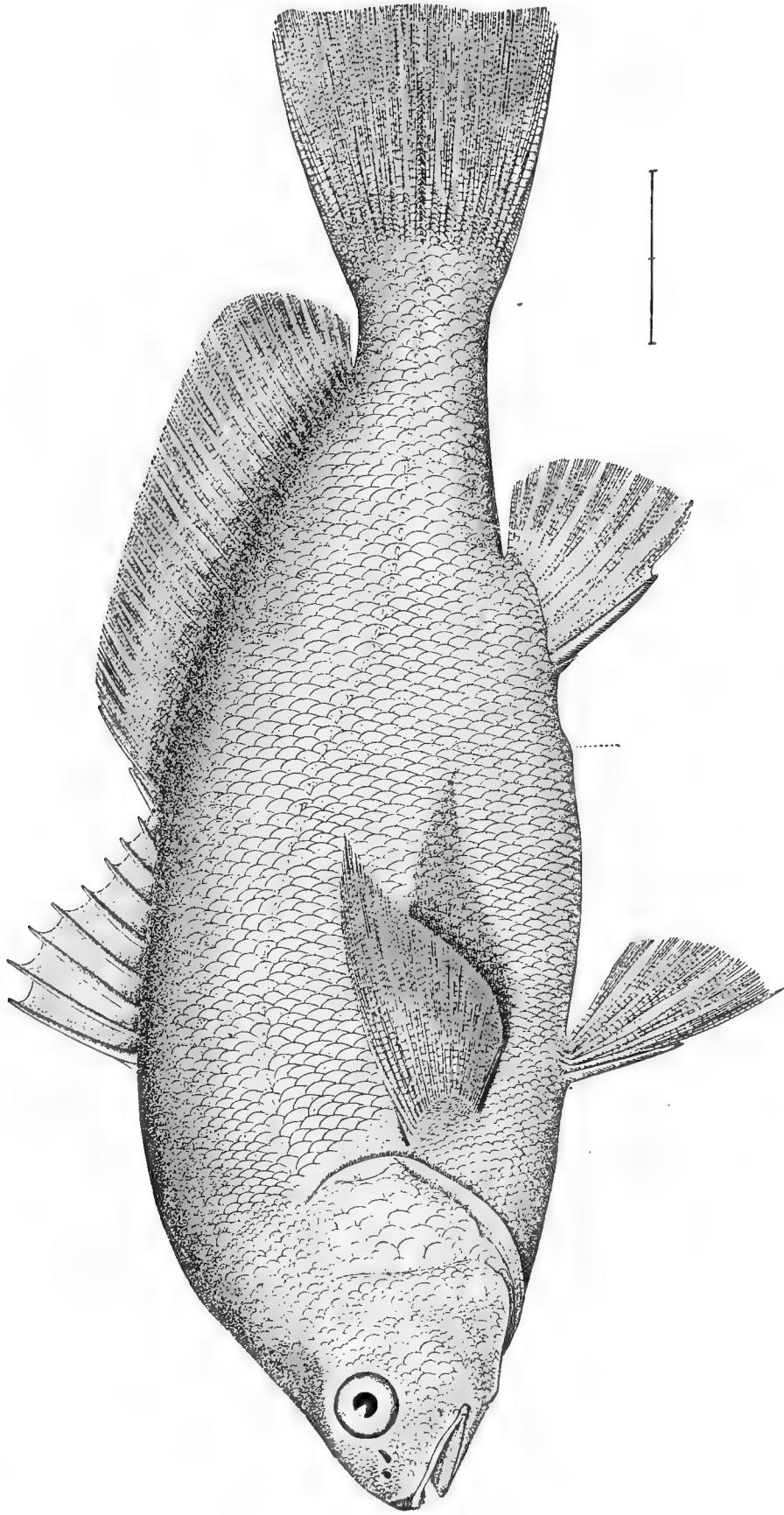
Pogonias chromis (L.), C. & V. (p. 367.)

Drawing by H. L. Todd, from No. 18036, U. S. National Museum, collected at Matanzas River Inlet, Florida, February, 1877, by John C. Willets.



THE DRUM. (Adult.)

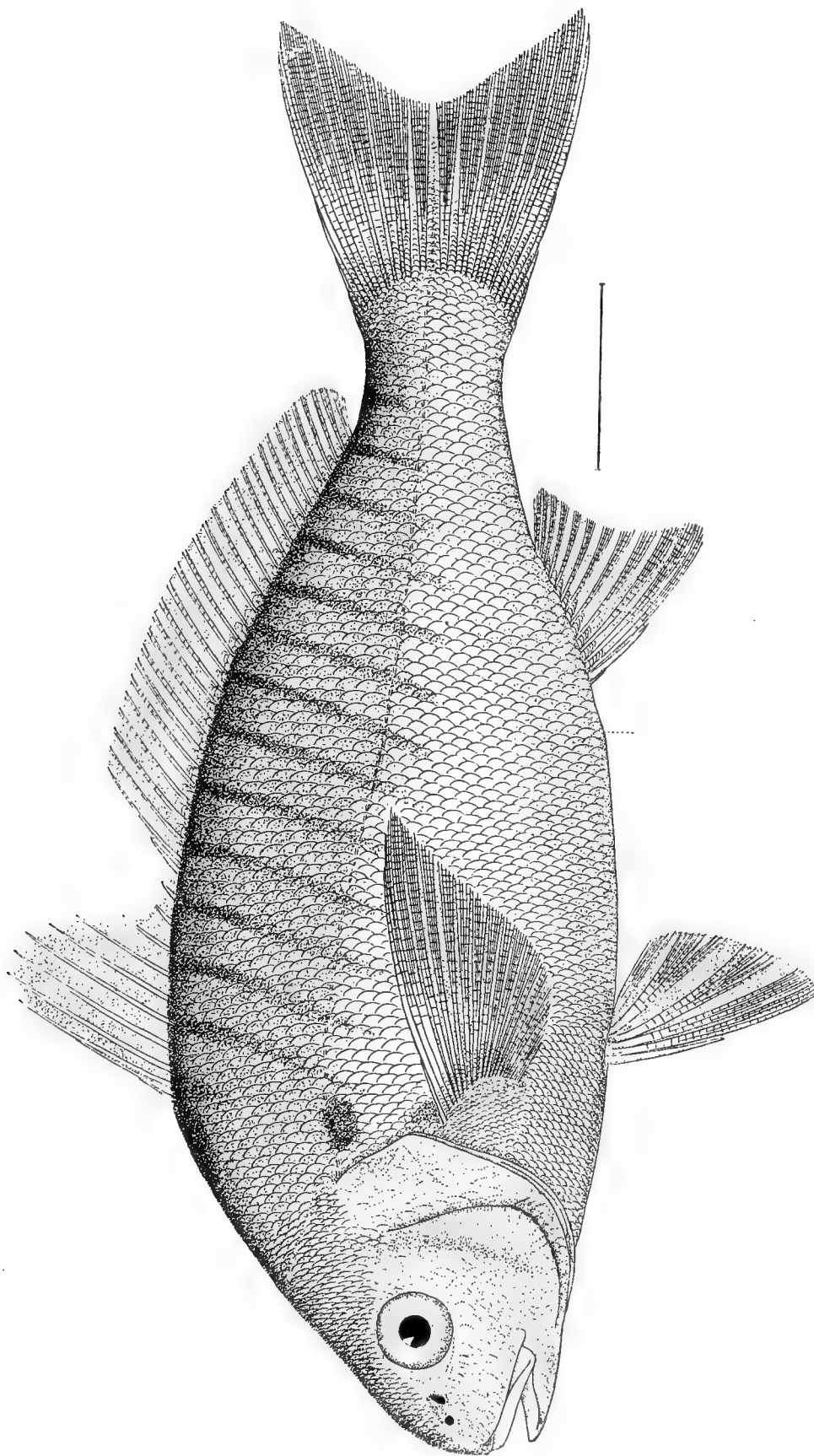
Pogonias chromis (L.), C. & V. (p. 367.)
Drawing by H. L. Todd, from No. 22936, U. S. National Museum.



THE FRESH-WATER DRUM OR GASPERGOU.

Halpoidonotus grunniens, Raf. (p. 370.)

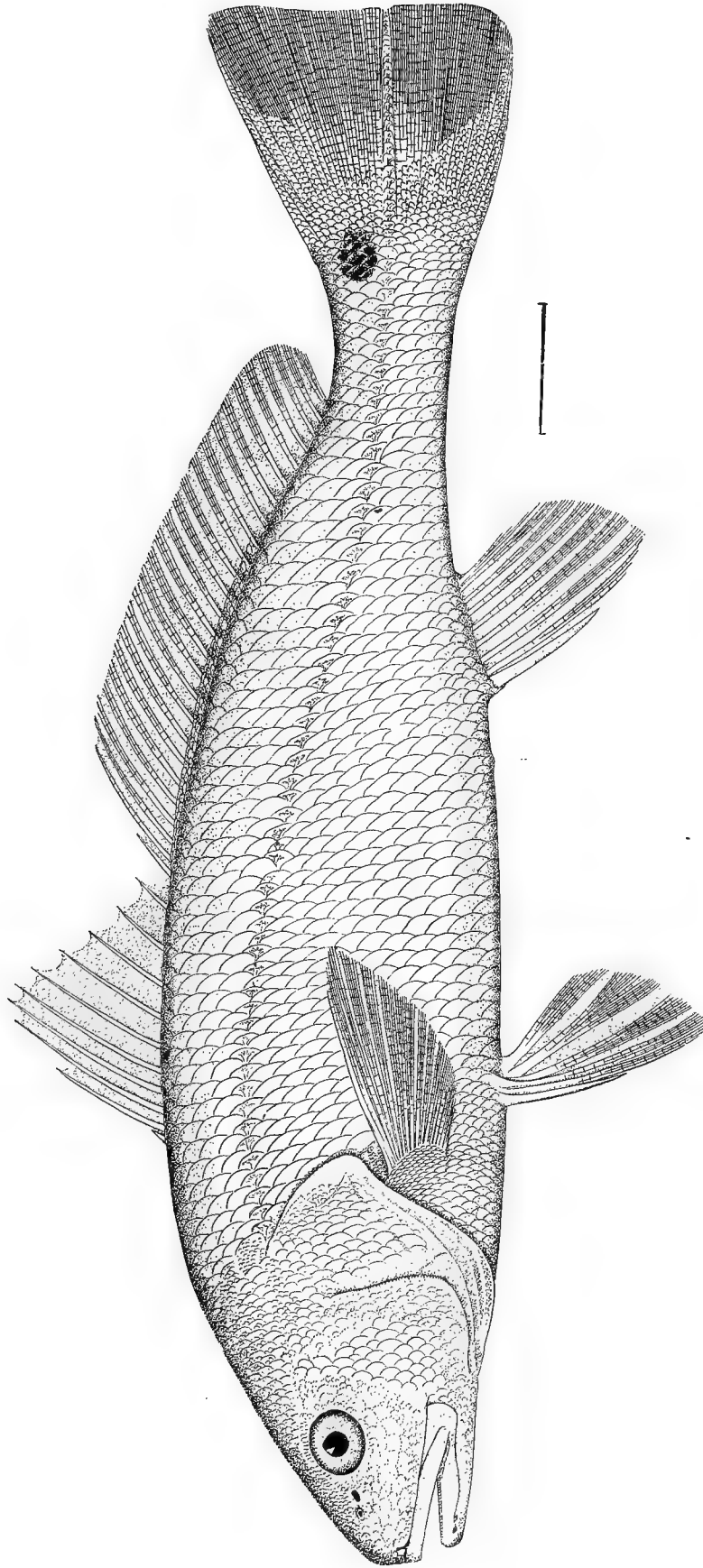
Drawing by H. L. Todd, from No. 10542, U. S. National Museum, collected at Ecorse, Mich., by J. W. Milner.



THE SPOT OR "GOODY."

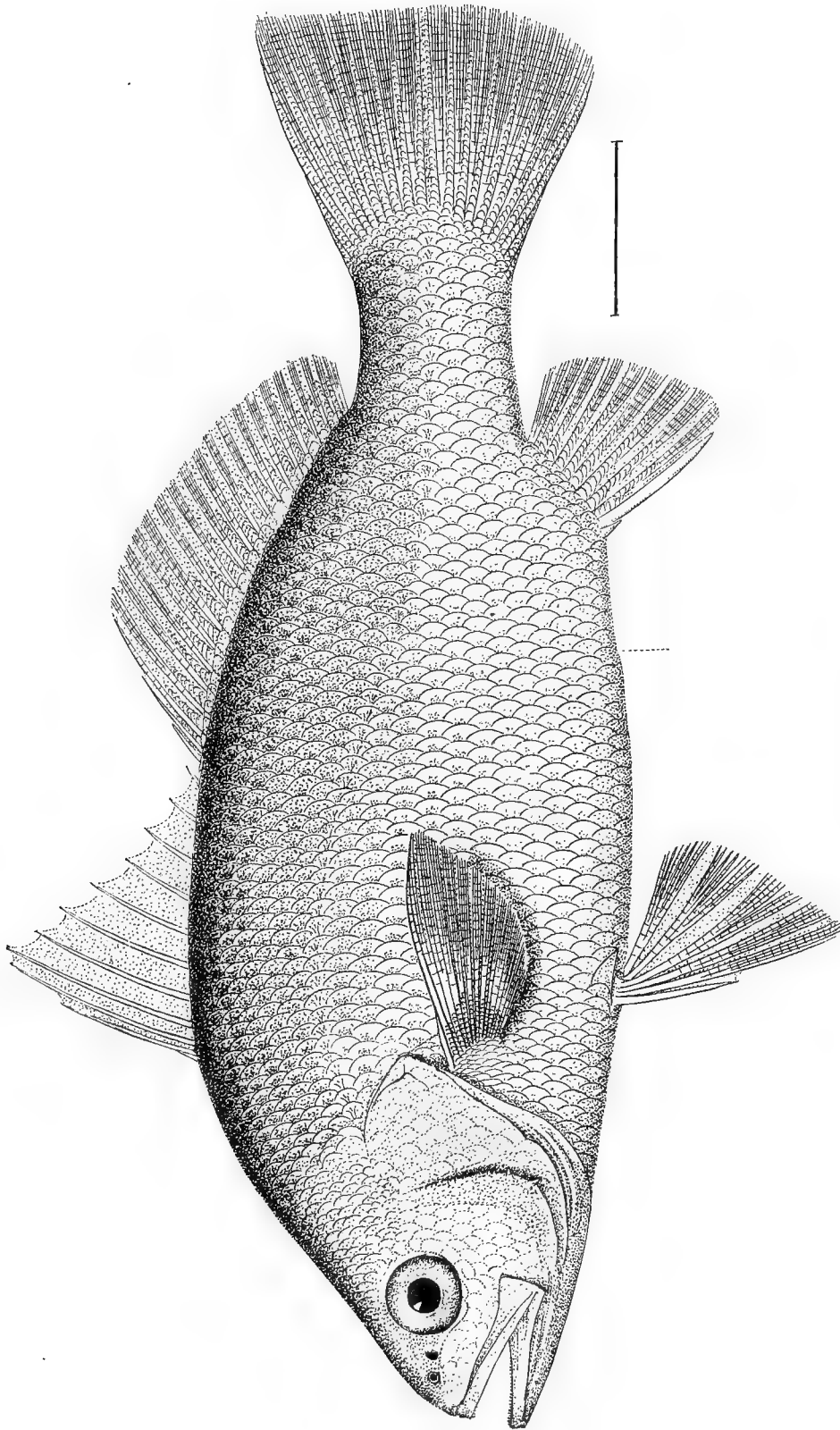
Liostomus xanthurus, Lac. (P. 370.)

Drawing by H. L. Todd, from No. 20222, U. S. National Museum, collected at Newport, R. I., November, 1875, by Samuel Powel.



THE RED-FISH OR BASS OF THE SOUTH.

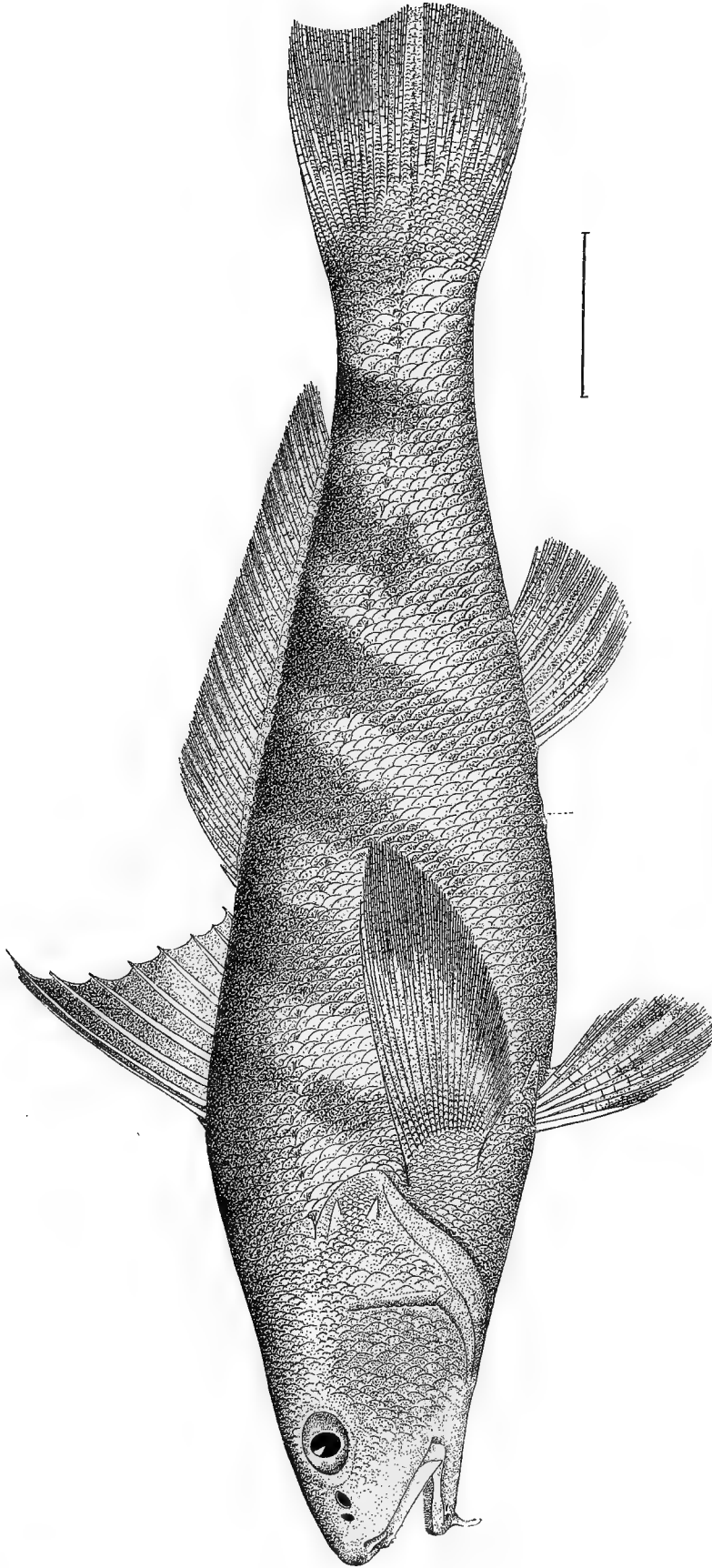
Sciaena ocellata (L.), Gthr. (p. 371.)
Drawing by H. L. Todd, from No. 622, U. S. National Museum, collected at Indianola, Tex., 1858, by Major Emory.



THE YELLOW TAIL.

Bairdiella chrysura (Lac.). (p. 375.)


Drawing by H. L. Todd, from No. 771, U. S. National Museum, collected at Beesley's Point, New Jersey, 1858, by Prof. S. F. Baird.



THE KINGFISH OR SEA MINK.

Menticirrhus nebulosus (Mitch.), Gill. (p. 375.)


Drawing by H. L. Todd, from No. 25403, U. S. National Museum, collected at Charleston Harbor, South Carolina, March 25, 1880, by R. E. Earll.



THE CAROLINA WHITING.

Menticirrus alburnus (L.), Gill. (p. 376.)


Drawing by H. L. Todd, from No. 22822, U. S. National Museum, collected at Pensacola, Fla., 1878, by Silas Stearns.



THE CROAKER.

Micropogon undulatus (L.), C. & V. (p. 378).

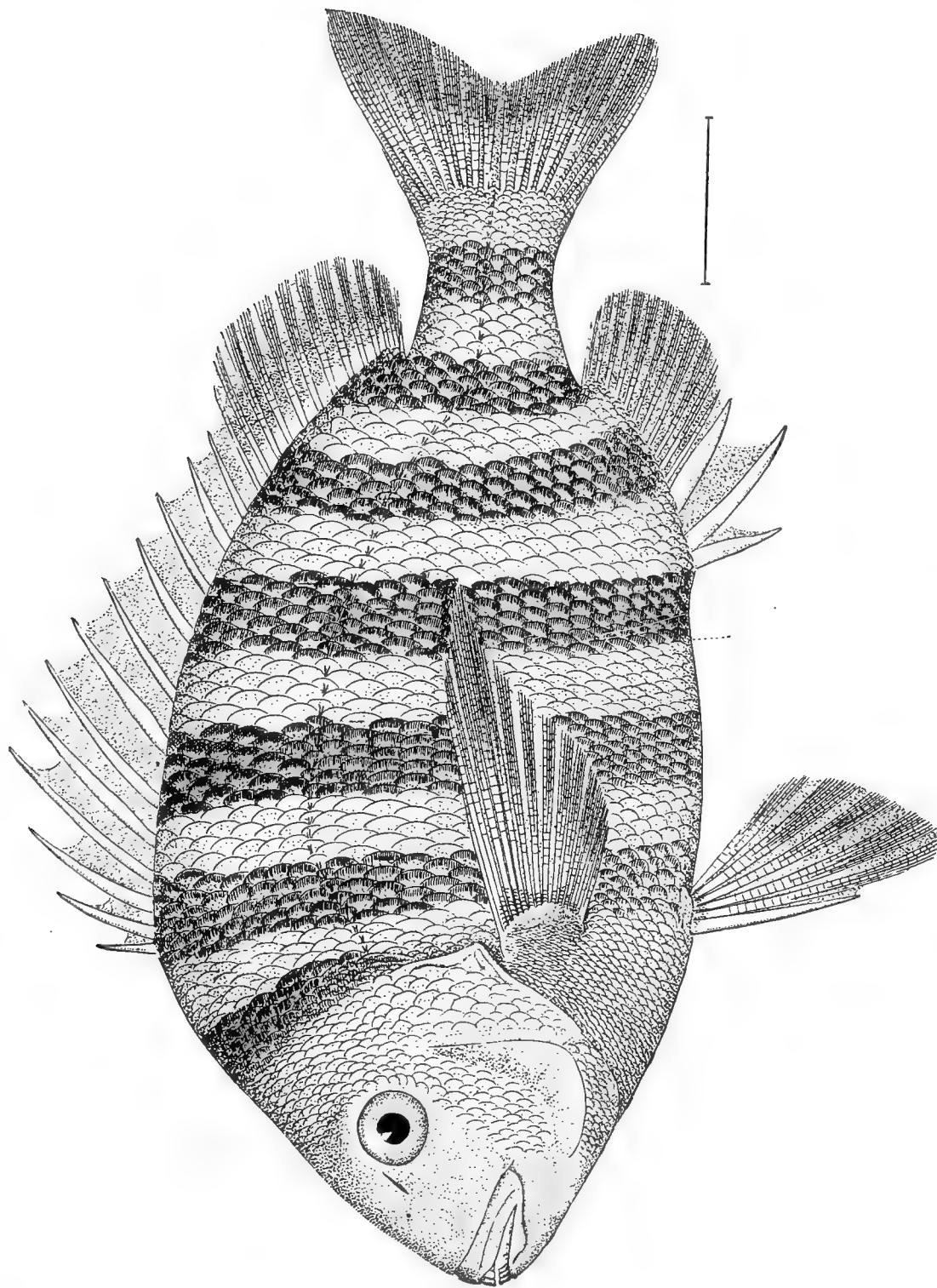
Drawing by H. L. Todd, from No. 20742, U. S. National Museum, collected at Newport, R. I., 1877, by Samuel Powell



THE RONCADOR.

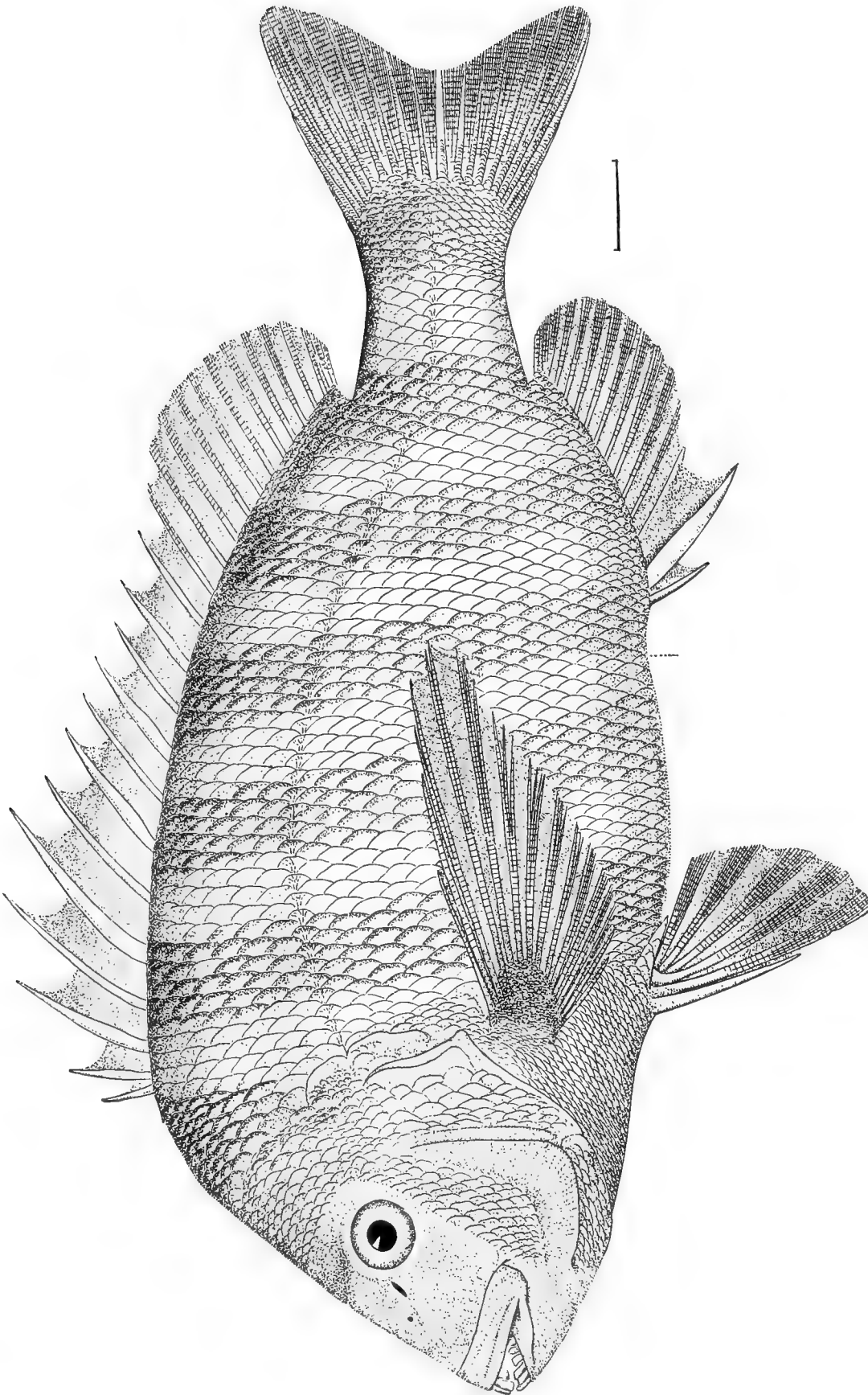
Roncador Stearnsii (Steindachner), J. & G. (p. 379.)

Drawing by H. L. Todd, from No. 26864, U. S. National Museum, collected at Santa Barbara, Cal., 1880, by Prof. D. S. Jordan



THE SHEEP'S-HEAD. (Young.)

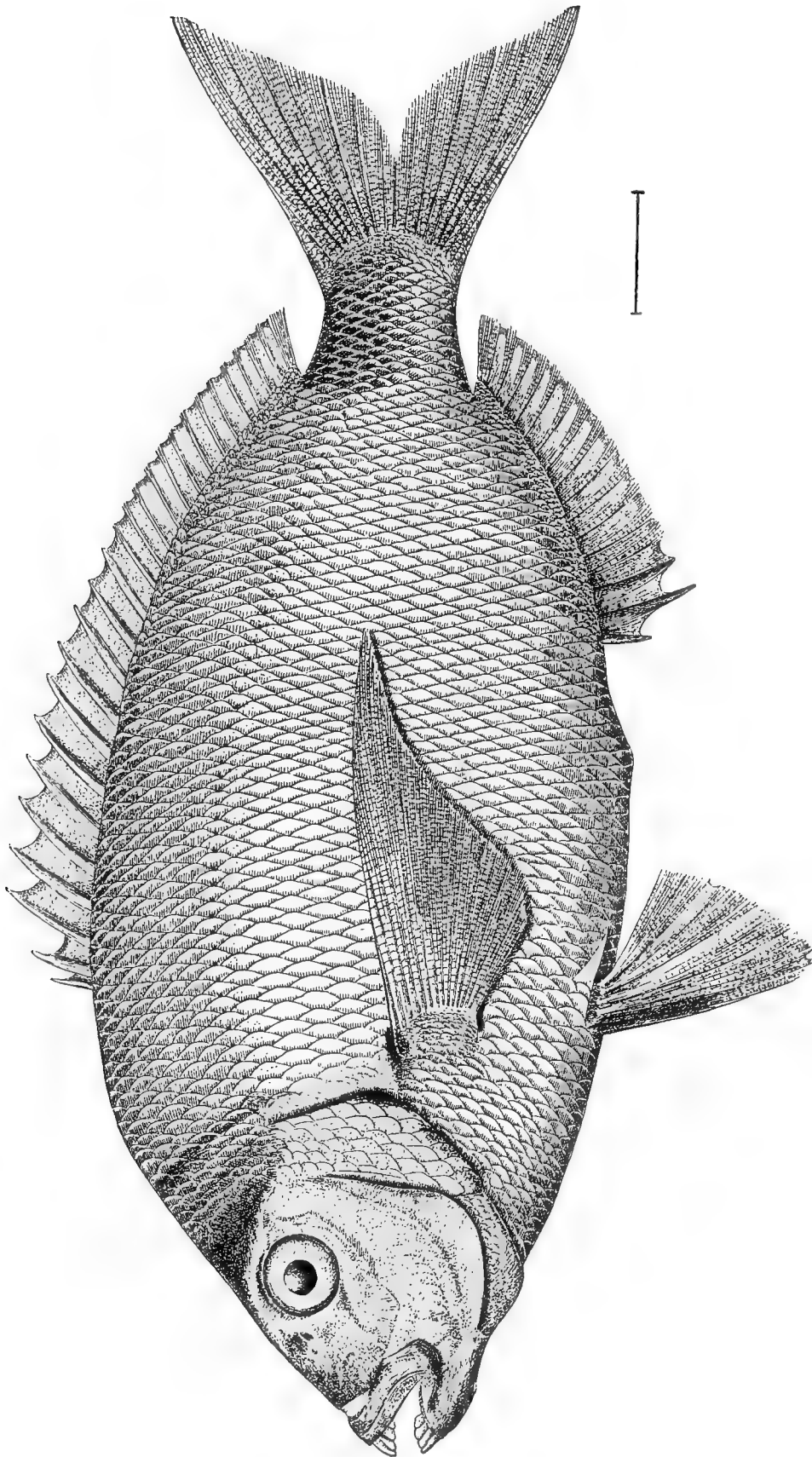
Diplodus probatocephalus (Walb.), J. & G. (P. 381.)
Drawing by H. L. Todd, from specimen in U. S. National Museum.



THE SHEEP'S-HEAD. (Adult.)

Diploodus probatocephalus (Walb.), J. & G. (P. 381.)

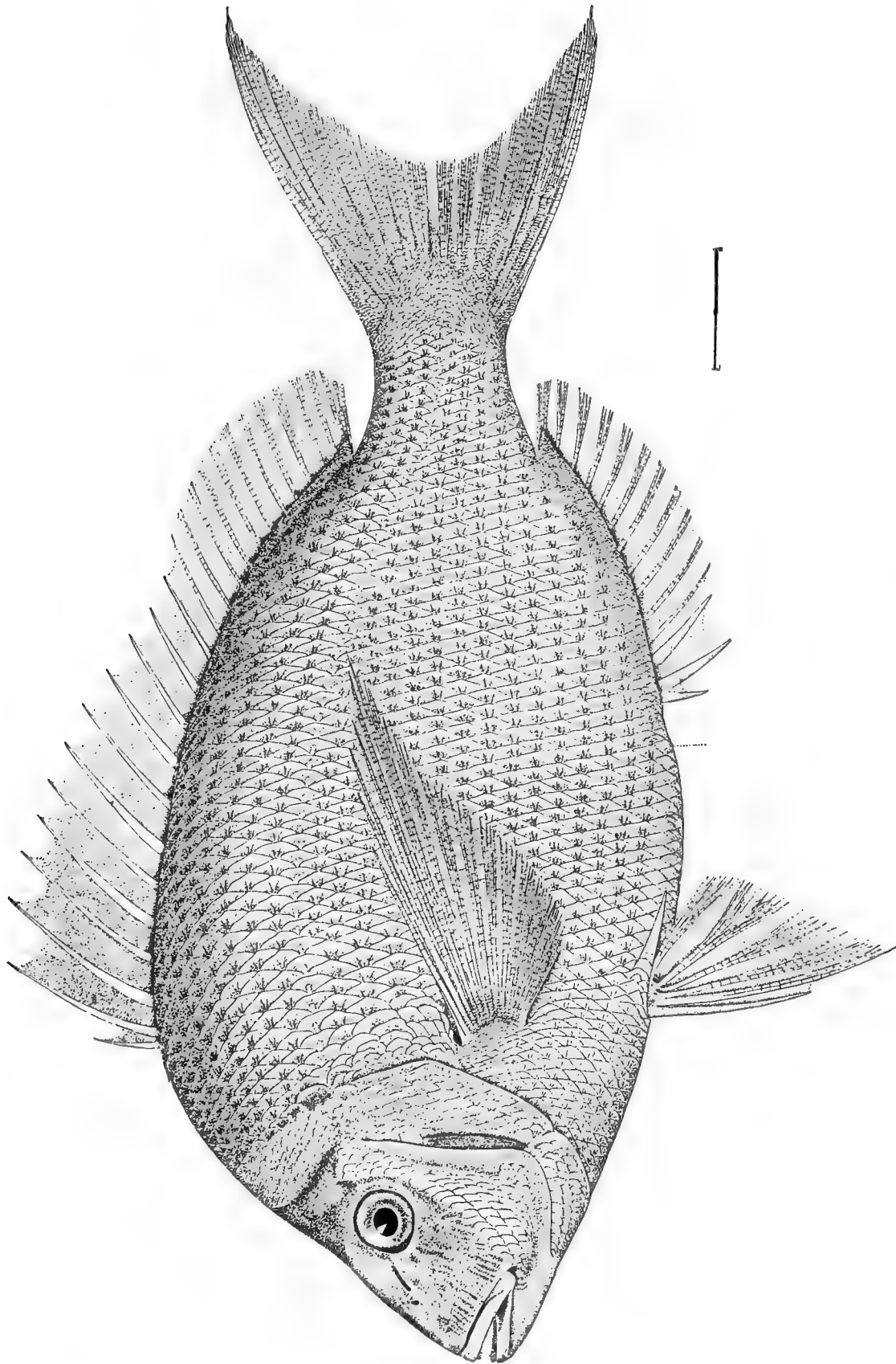
Drawing by H. L. Todd, from specimen in U. S. National Museum.



THE CHARLESTON BREAM OR PIN-FISH.

Diplodus Holbrookii, Bean. (p. 386.)

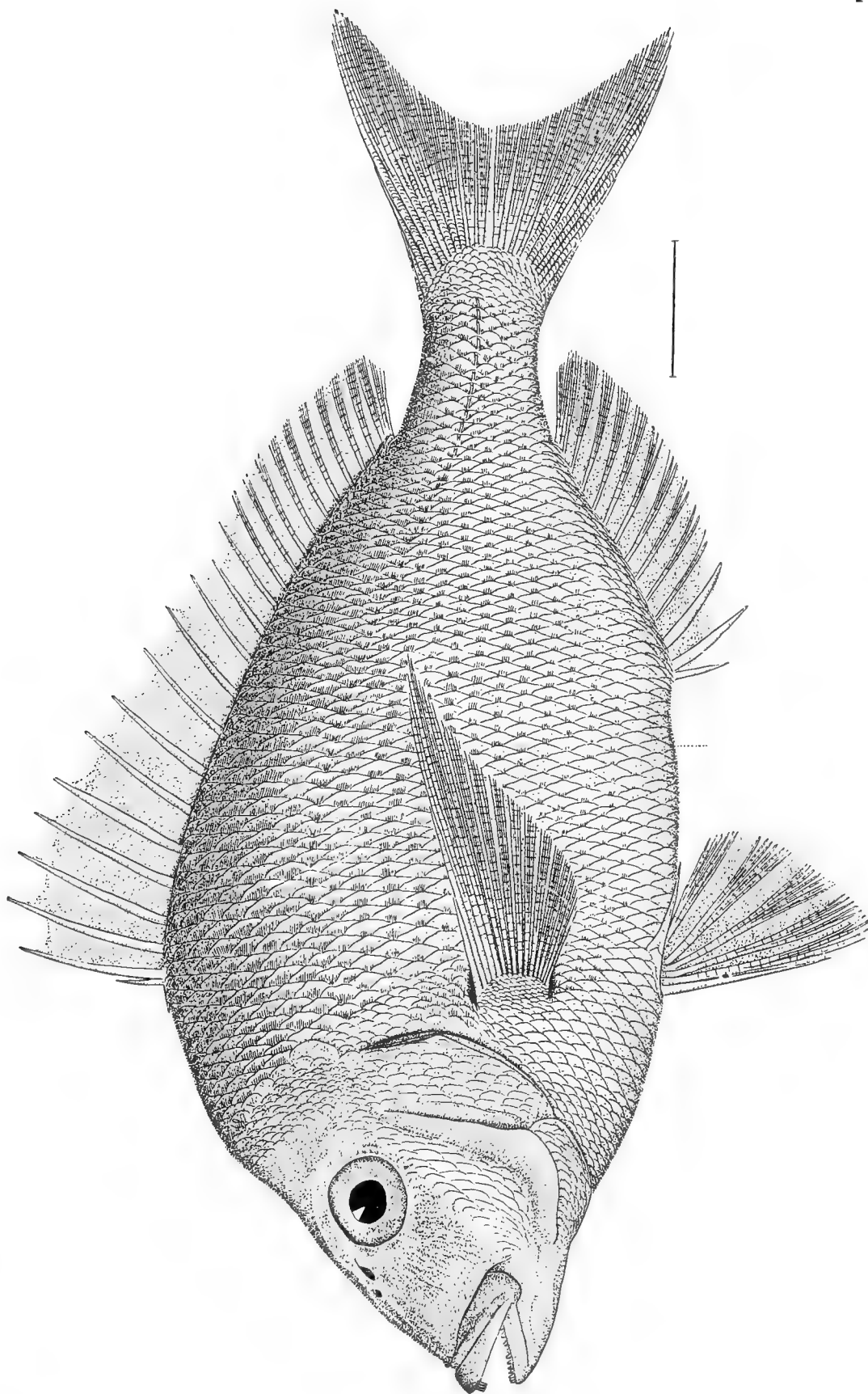
Drawing by H. L. Todd, from No. 20979, U. S. National Museum, collected at Charleston, S. C., March 29, 1878, by G. Brown Goode.



THE SCUPPAUG, SCUP, OR NORTHERN PORGY.

Stenotomus chrysops (Mitch.), Bean. (p. 386.)


Drawing by H. L. Todd, from No. 10425, U. S. National Museum, collected at Wood's Holl, Mass., 1871, by Prof. S. F. Baird.



THE SOUTHERN SCUP.

Stenotomus Gardeni, Bean (*S. aculeatus*, ?). (p. 387.)

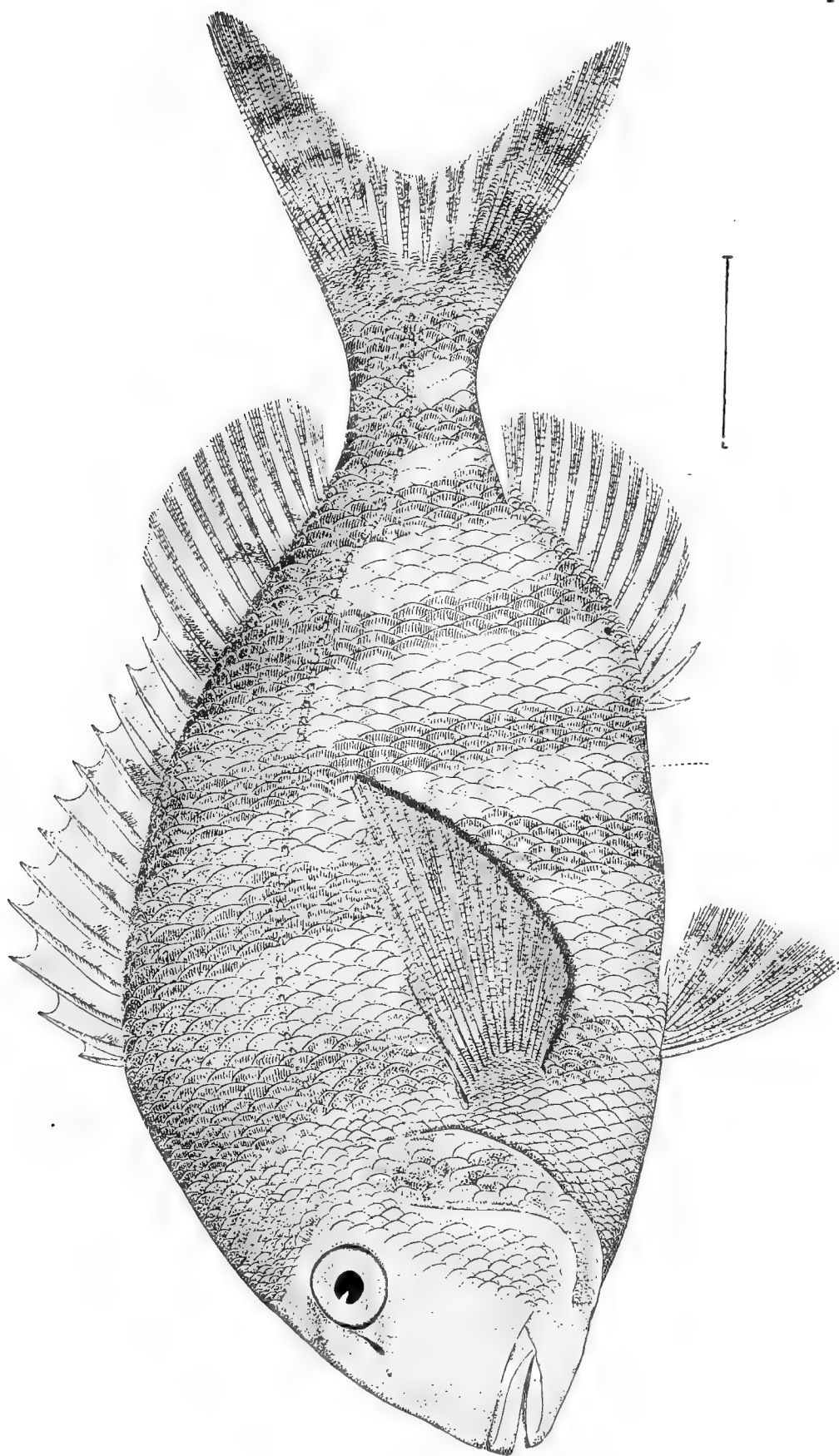
Drawing by H. L. Todd, from specimen collected at Charleston, S. C., by G. Brown Goode.



THE GULF SCUP OR GOAT'S HEAD PORGY.

Stenotomus caprinus, Goode & Bean. (p. 393.)

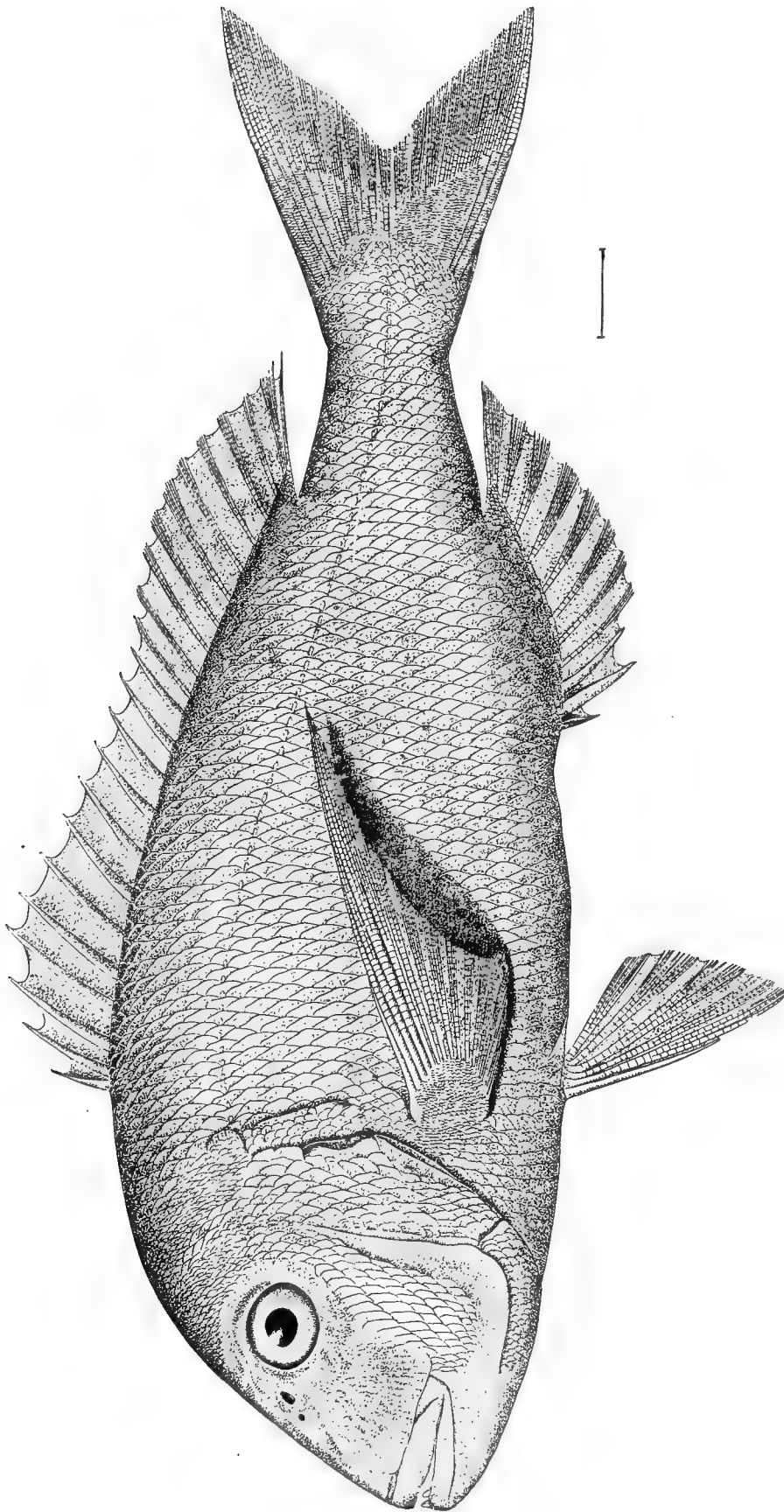
Drawing by H. L. Todd, from No. 32683, U. S. National Museum, collected at Pensacola, Fla., by Silas Stearns.



MILNER'S PAGELLUS.

Pagellus Milneri, Goode & Bean.

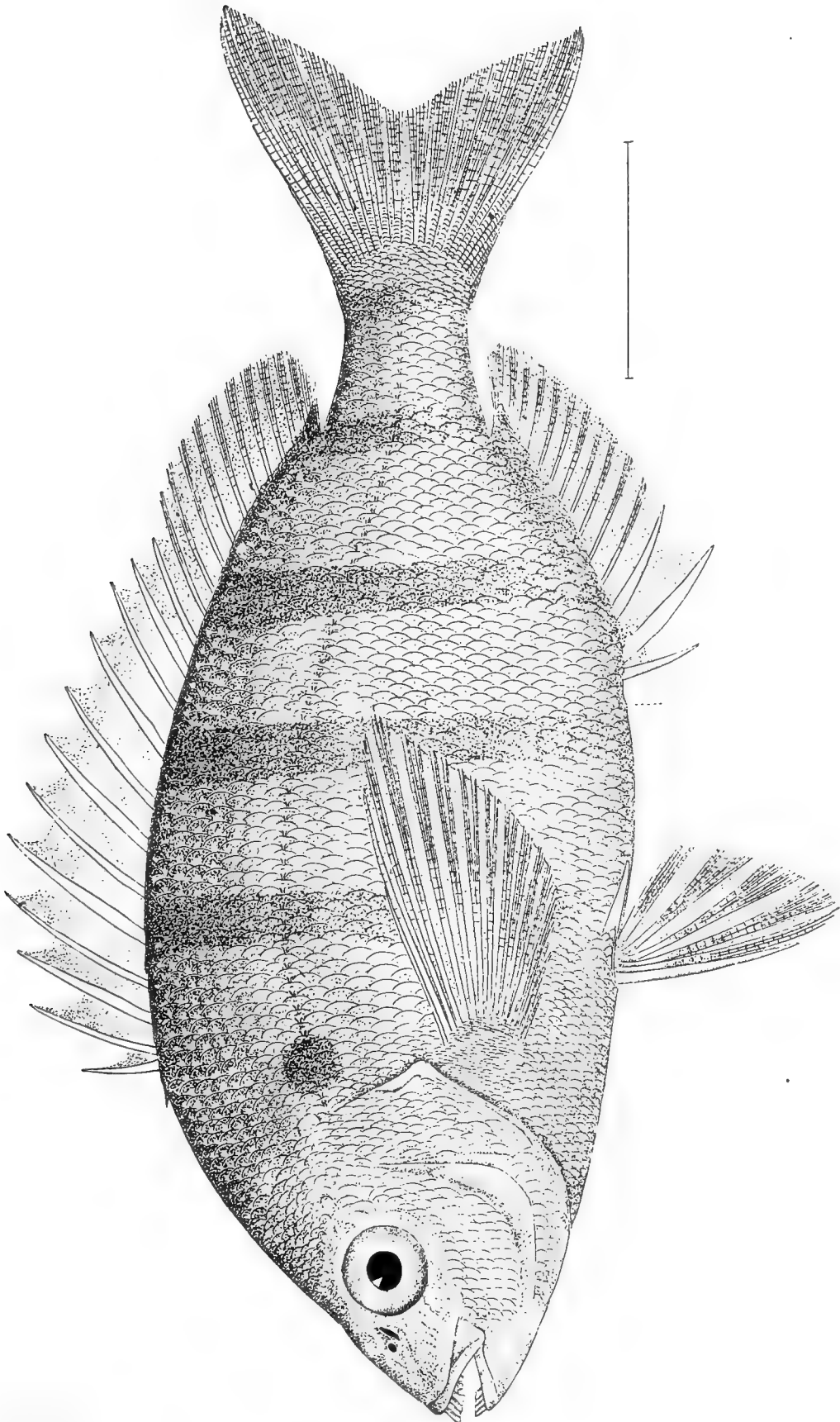
Drawing by H. L. Todd, from No. 6134, U. S. National Museum, collected at Charlotte Harbor, Fla., by C. E. Baker.



THE MARGATE FISH, BASTARD SNAPPER, OR CHARLESTON 'PORGY.'

Sparus pagrus, L.

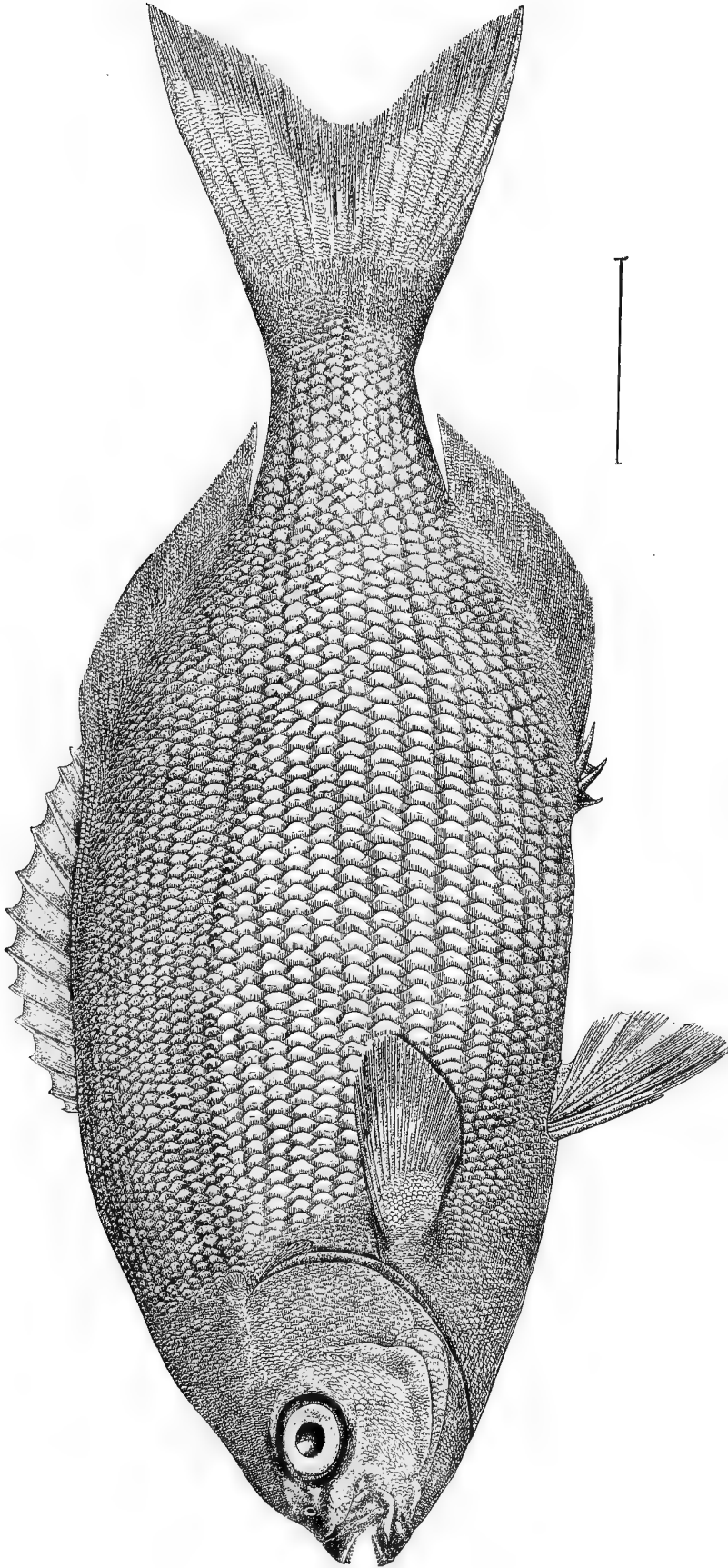
Drawing by H. L. Todd, from specimen in U. S. National Museum, collected at Charleston, S. C., by G. Brown Goode.



THE SAILOR'S CHOICE.

Lagodon rhomboides (L.), Holbrook. (p. 393.)

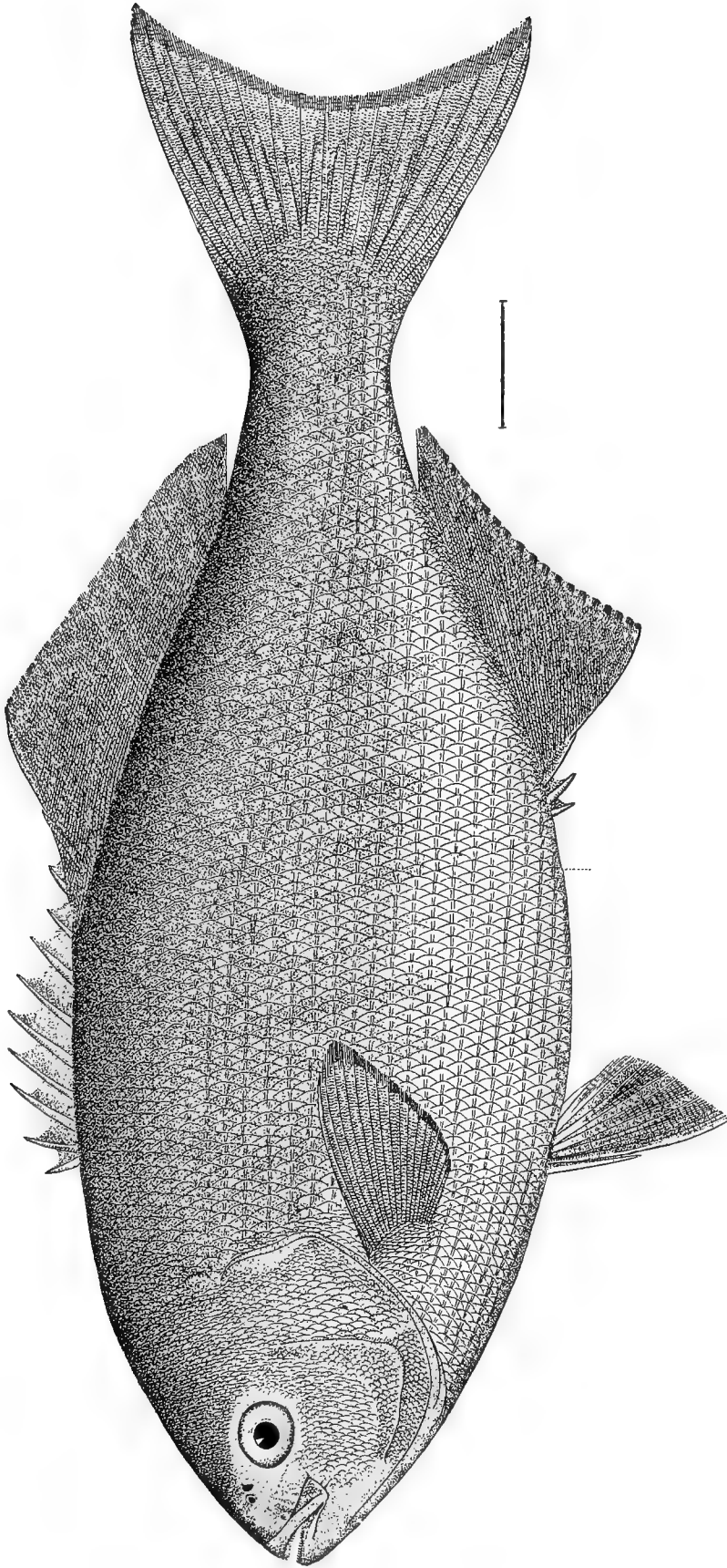
Drawing by H. L. Todd, from No. 21280, U. S. National Museum, collected in the Saint John's River, Florida, April, 1878, by G. Brown Goode.



THE BERMUDA CHUB.

Cyphosus Boscii (Lac.), J. & G. (p. 394.)

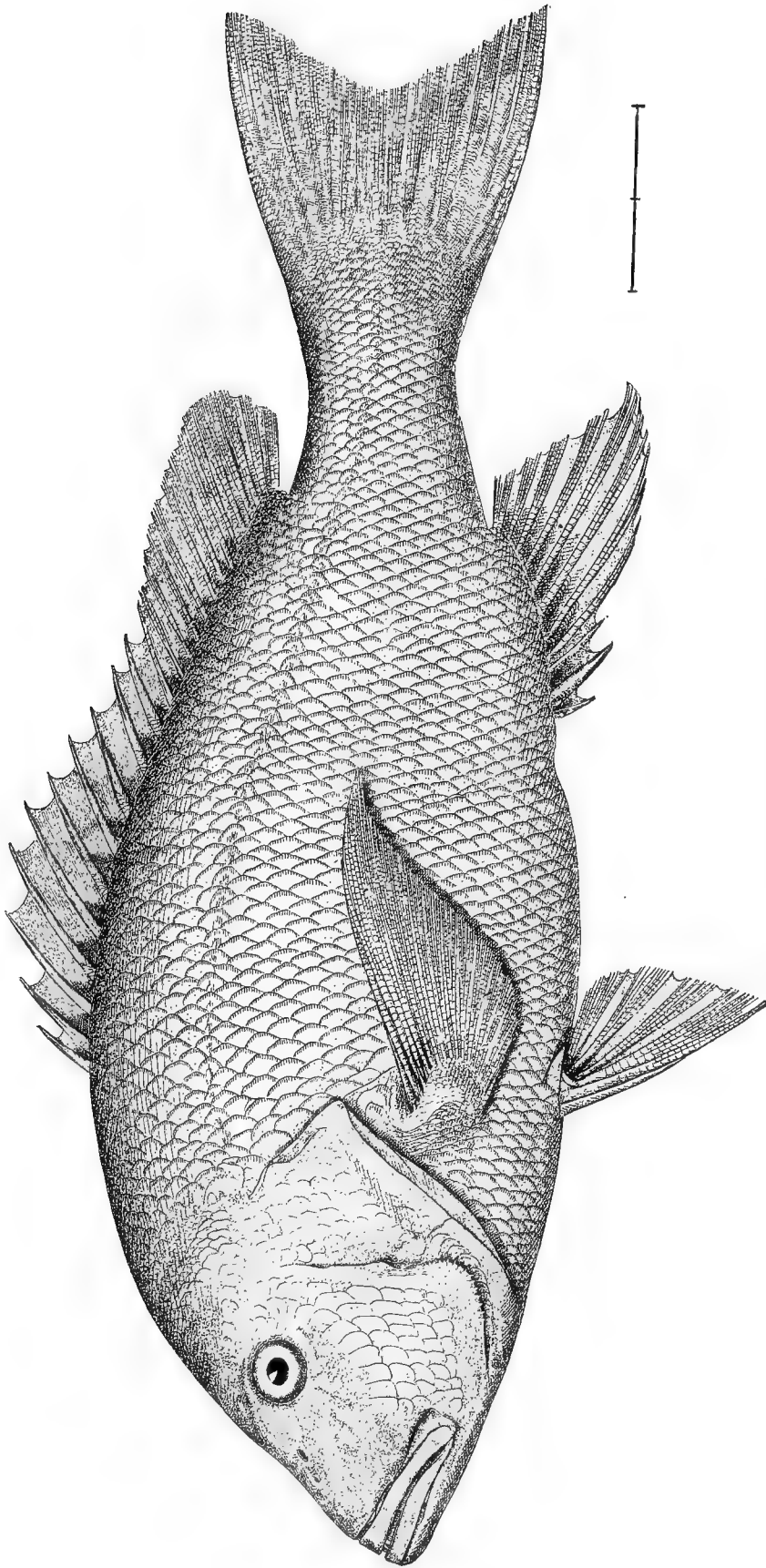
Drawing by H. L. Todd, from No. 20635, U. S. National Museum, collected at Wood's Holl, Mass., September 11, 1877, by Vinal N. Edwards.



THE MEDIALUNA.

Scorpis californiensis, Steindachner. (p. 395.)

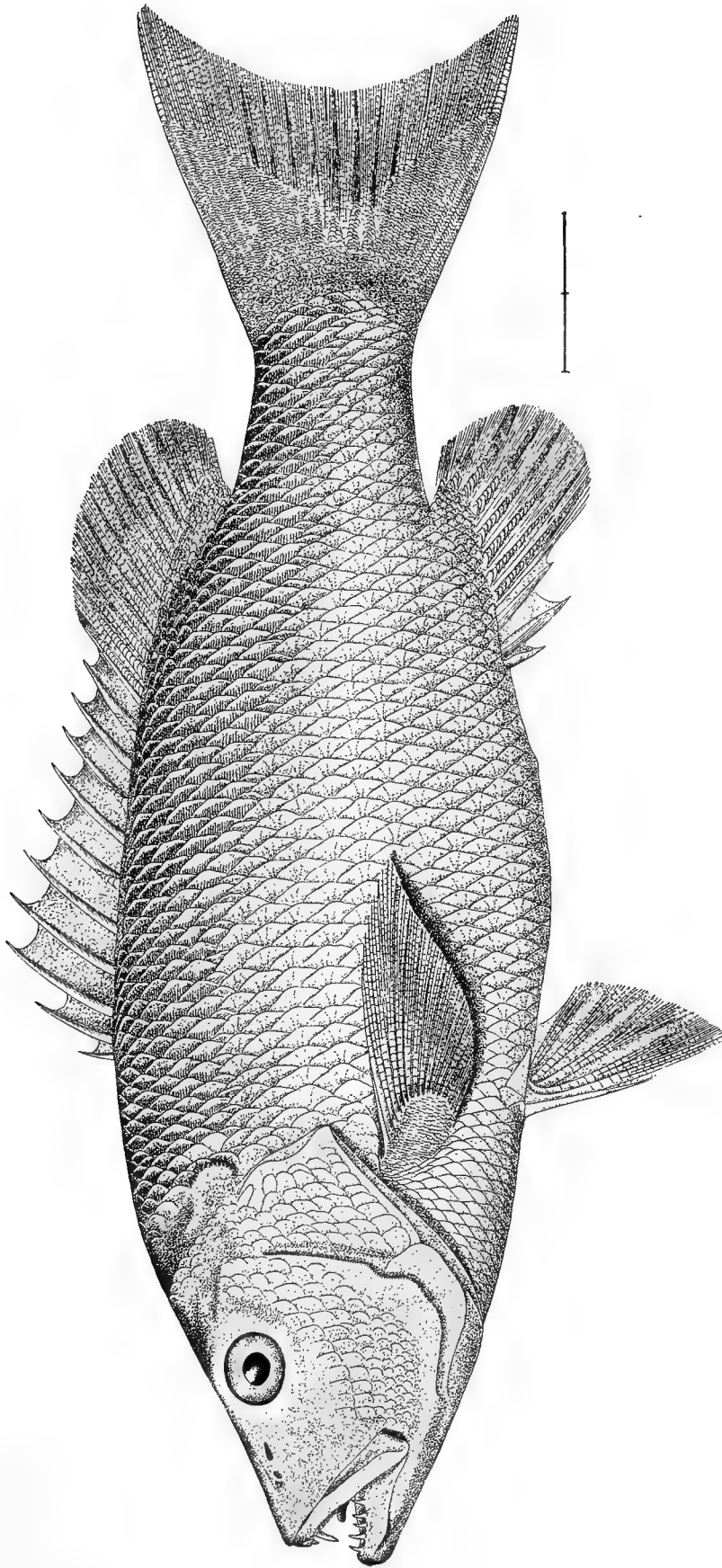
Drawing by H. L. Todd, from No. 26952, U. S. National Museum, collected at Santa Barbara, Cal., 1880, by Jordan & Gilbert.



THE FLORIDA RED SNAPPER.

Lutjanus Blackfordii, Goode & Bean. (p. 395.)

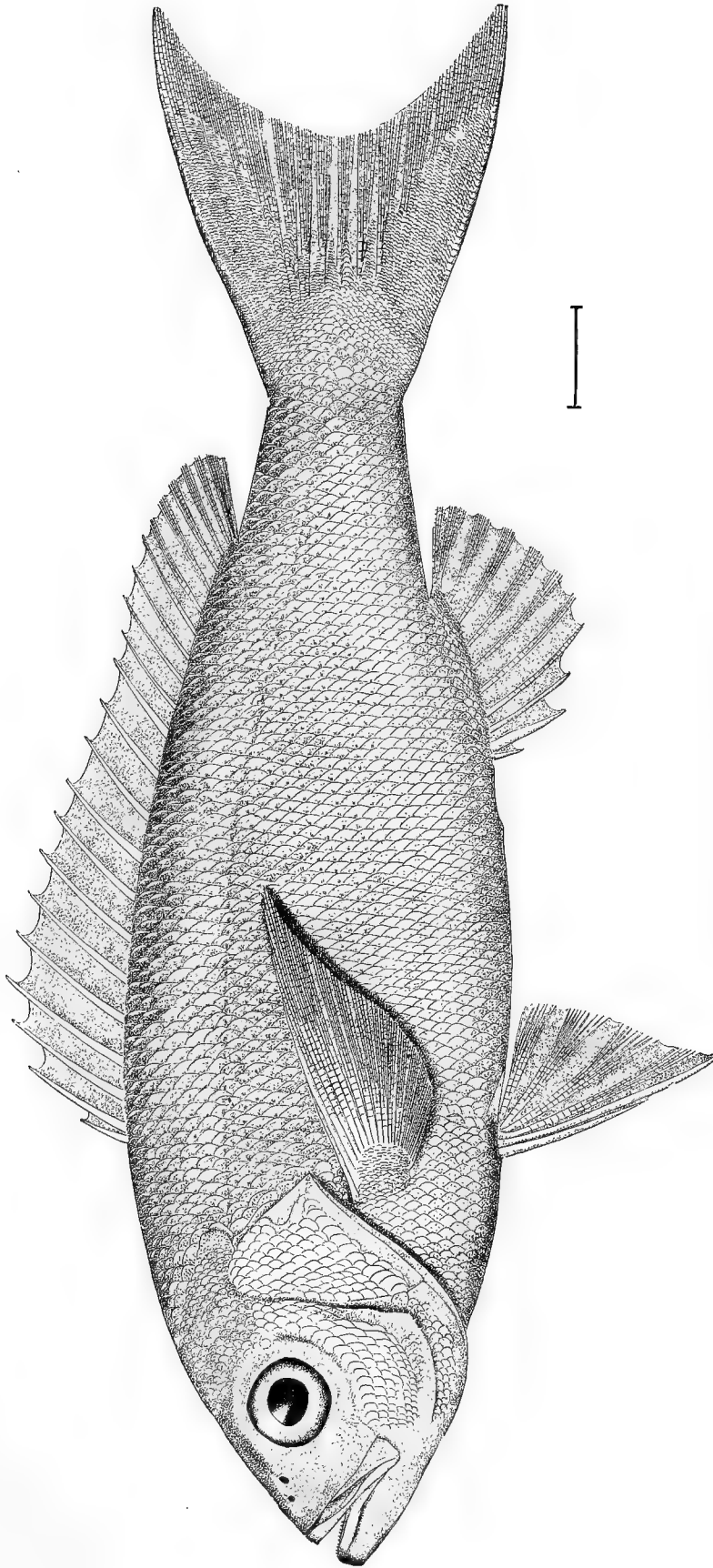
Drawing by H. L. Todd, from No. 21330, U. S. National Museum, collected at Pensacola, Fla., May, 1878, by Silas Stearns.



THE PENSACOLA SNAPPER.

Lutjanus Stearnsii, Goode & Bean. (p. 396.)

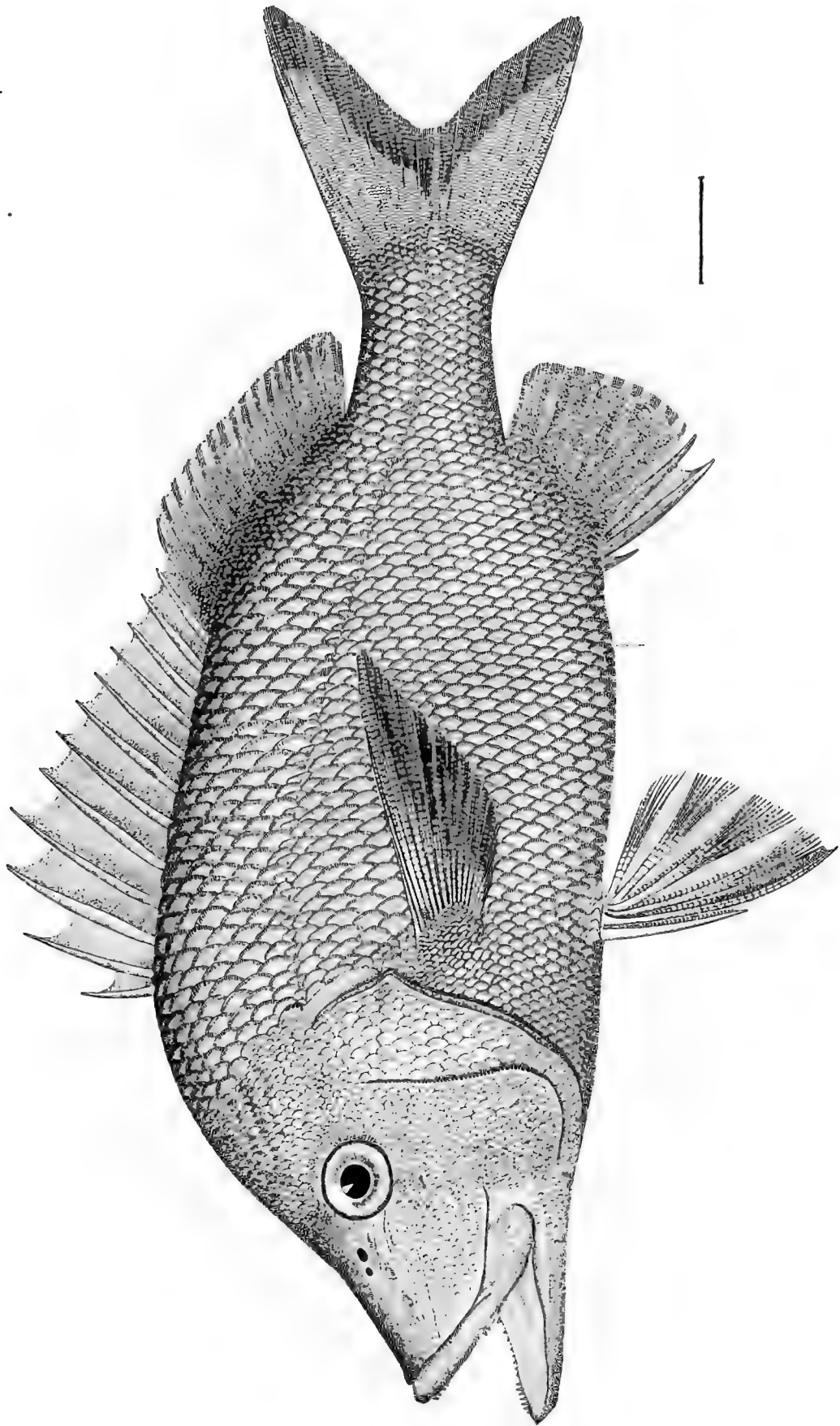
Drawing by H. L. Todd, from No. 21337, U. S. National Museum, collected at Pensacola, Fla., May, 1878, by Slias Stearns.



THE MANGROVE SNAPPER.

Rhombopites aurubens (C. & V.), Vaillant. (p. 397.)

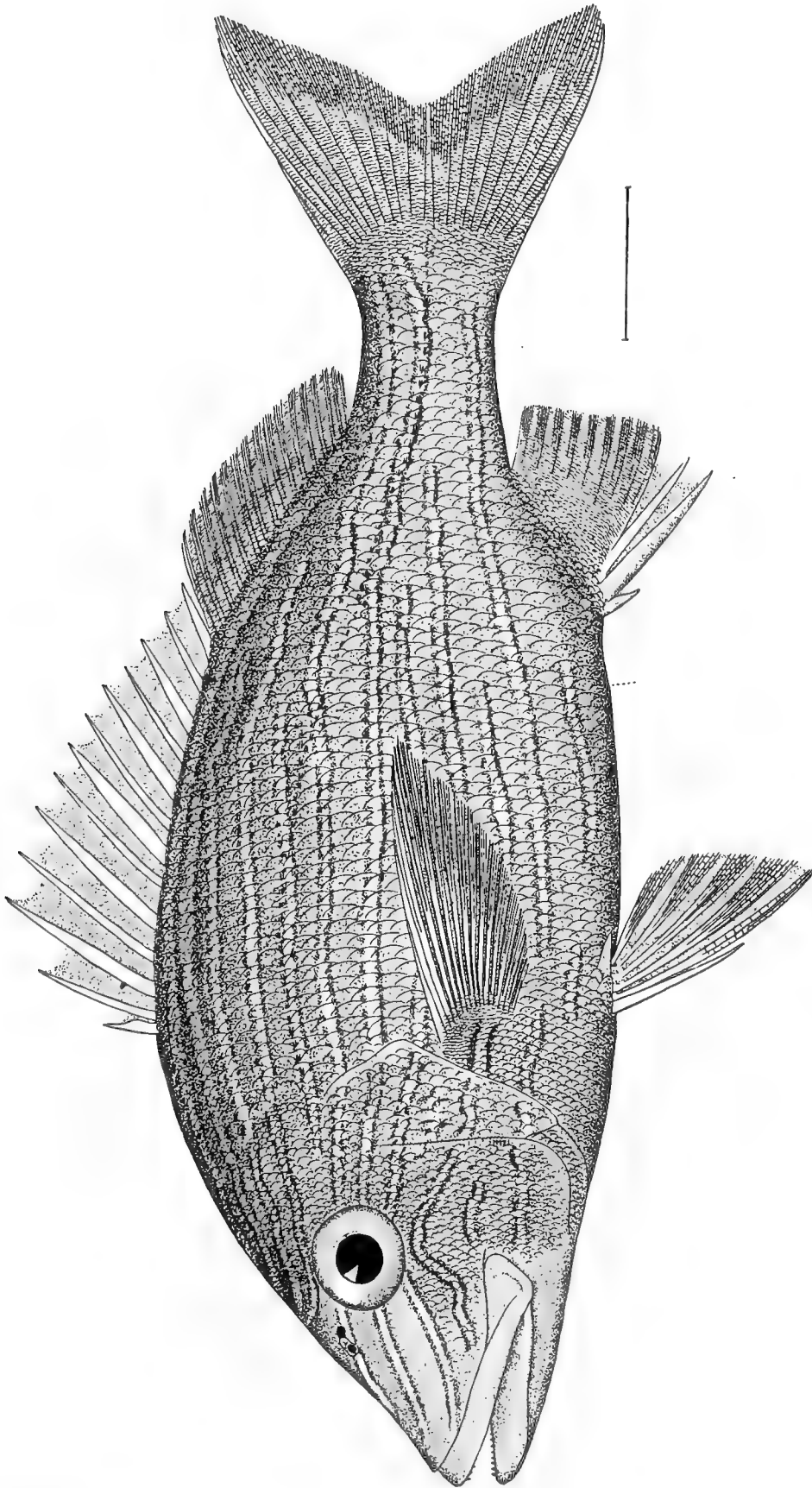
Drawing by H. L. Tudd, from No. 21838, U. S. National Museum, collected at Pensacola, Fla., May, 1878, by Silas Stearns.



THE BLACK GRUNT.

Haemulon Plumieri (Lac.), J. & G. (p. 398.)

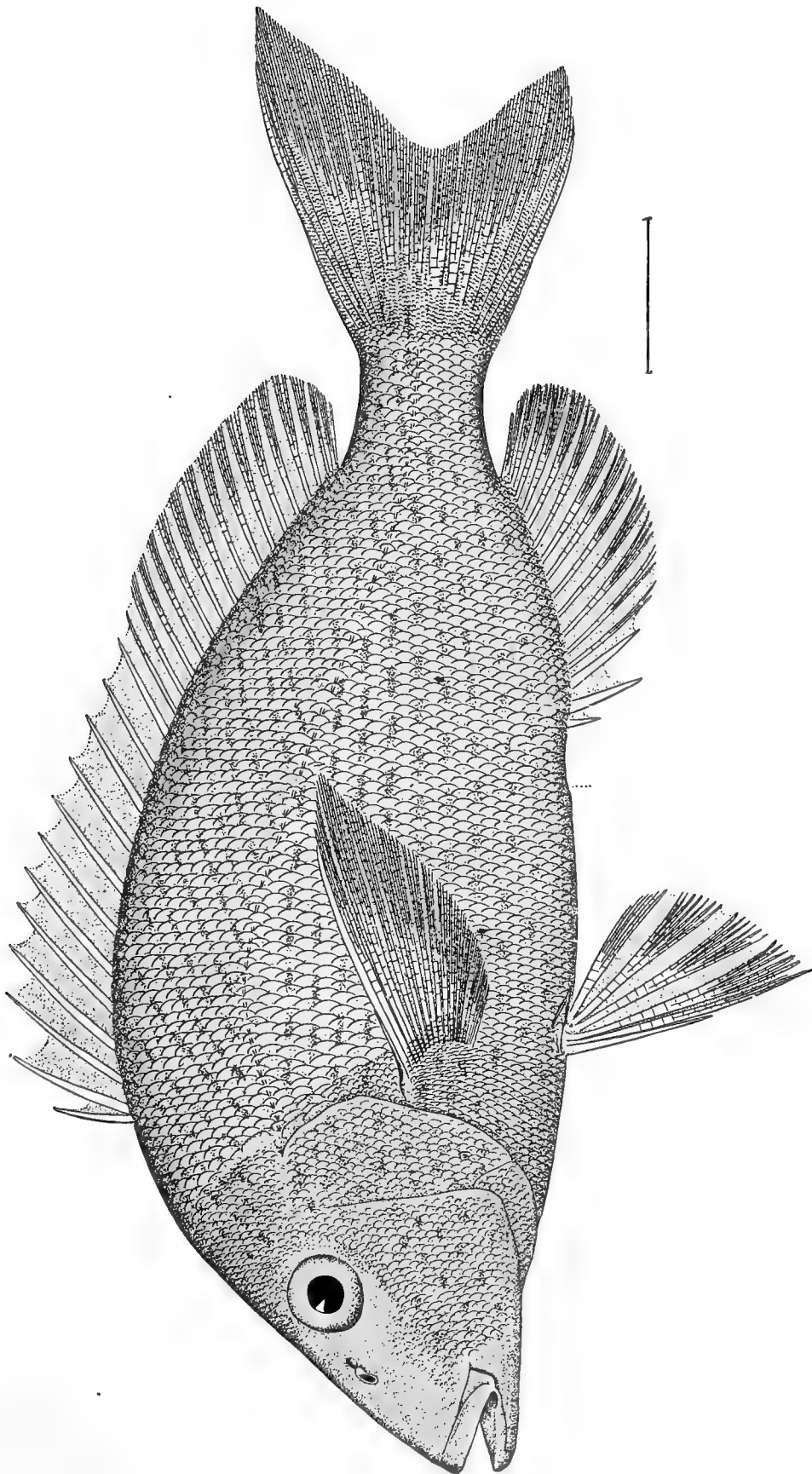
Drawing by H. L. Todd, from No. 20980, U. S. National Museum, collected at Charleston, S. C., May 29, 1878, by Silas Stearns.



THE STRIPED GRUNT.

Hæmulon elegans (C. & V.). (p. 397.)

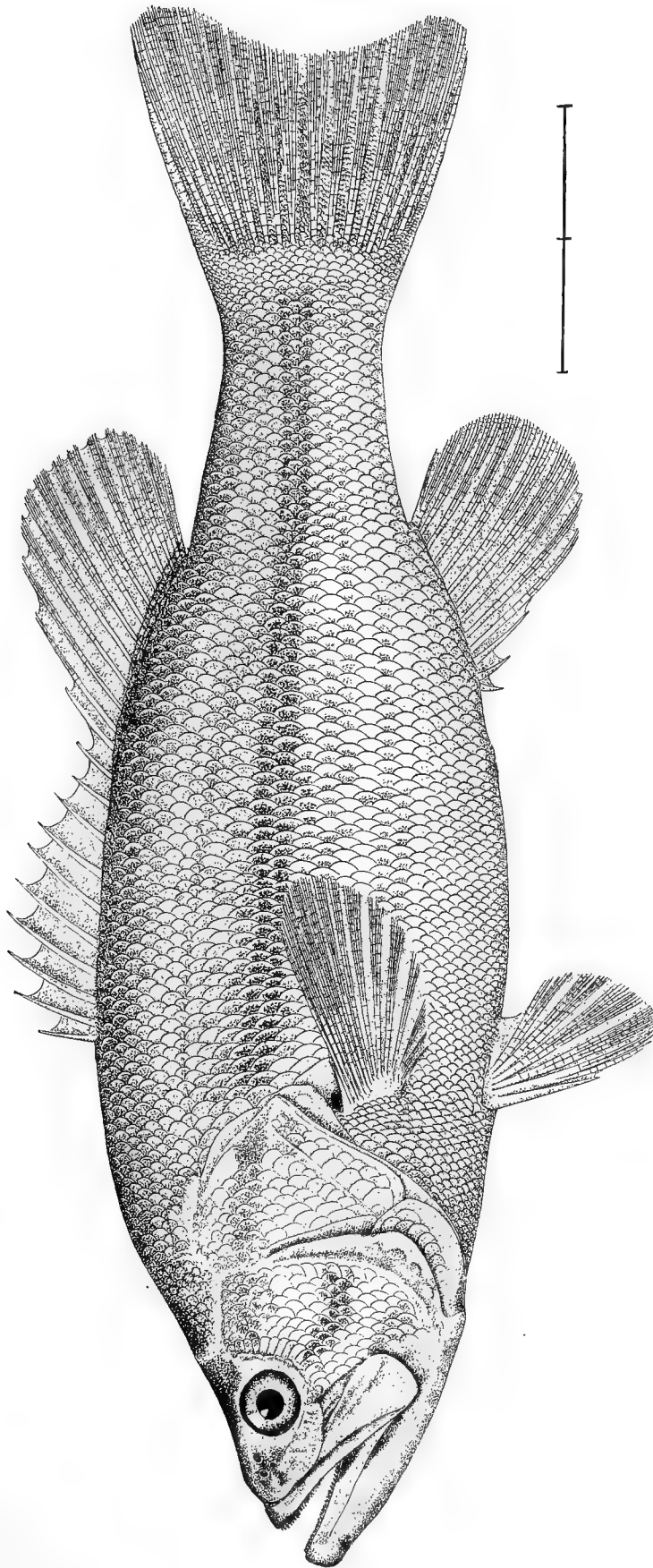
Drawing by H. L. Todd, from No. 32602, U. S. National Museum, collected at Key West, Fla., by Dr. J. A. Henshall.



THE PIGFISH.

***Pomodasys fulvomaculatus* (Mitch.), J. & G. (p. 397.)**

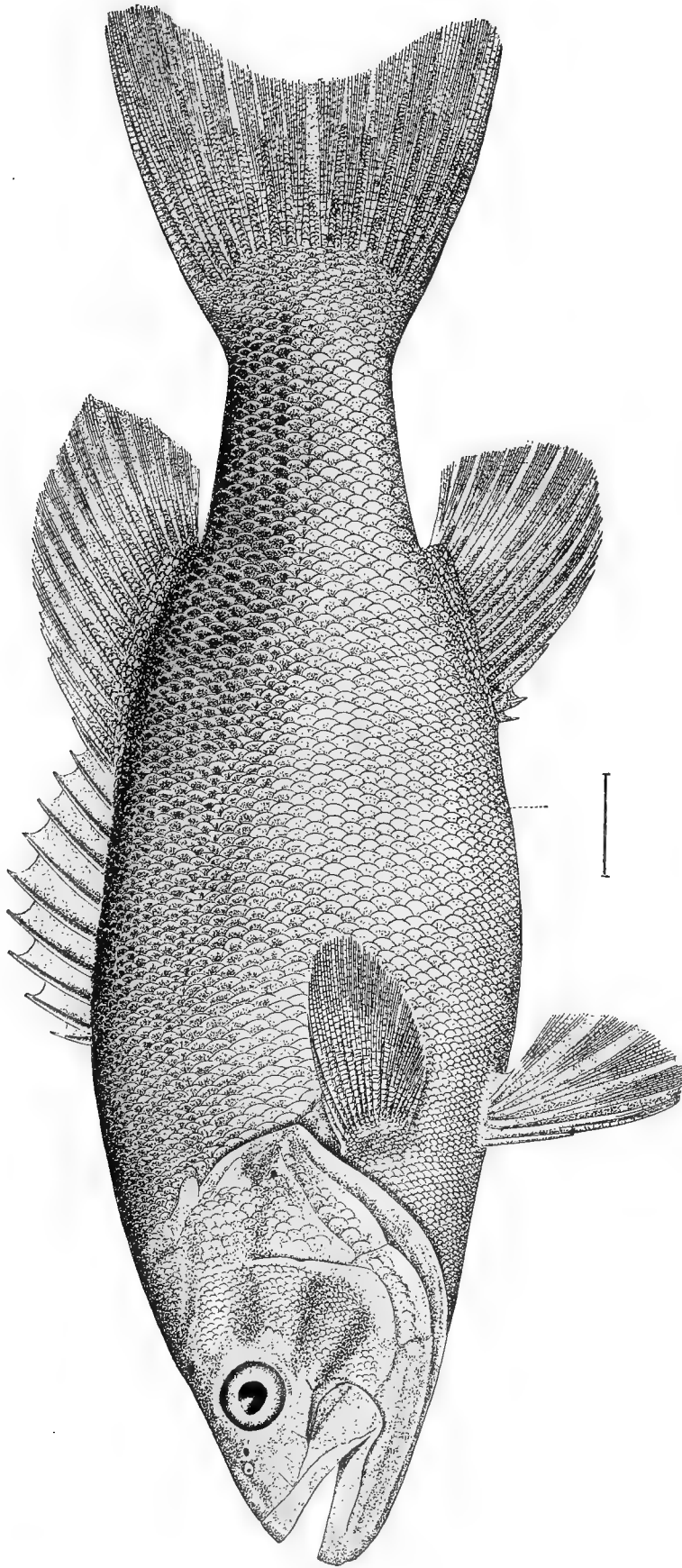
Drawing by H. L. Todd, from No. 3113, U. S. National Museum, collected at Charleston Harbor, South Carolina, by C. B. Baker.



THE BIG-MOUTHED BLACK BASS, OR OSWEGO BASS.

Micropterus salmoides (Lac.), Henshall. (p. 401.)

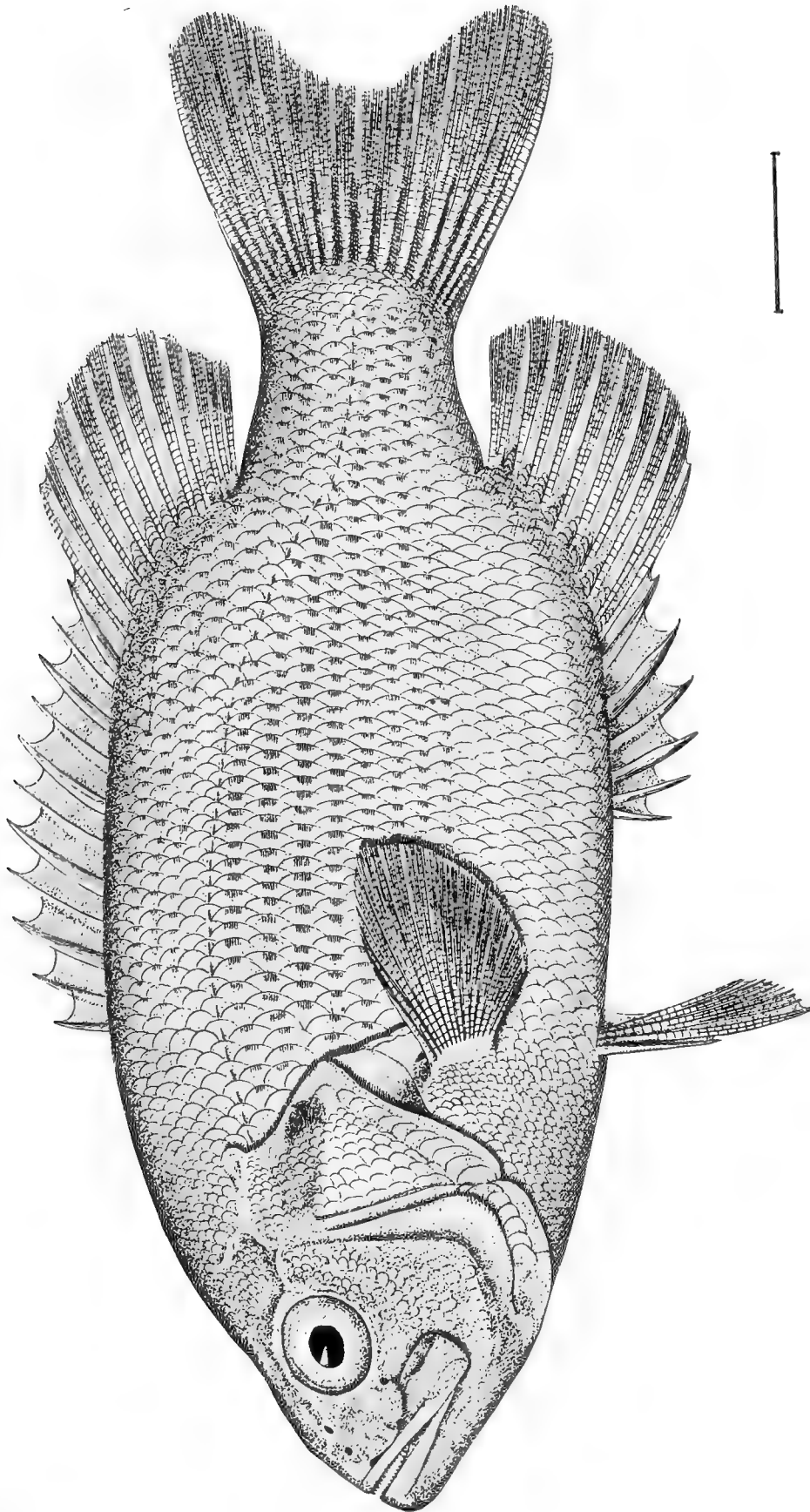
Drawing by H. L. Todd, from No. 14143, U. S. National Museum, collected at Little Falls, Potozoc River, 1874, by Maj. T. J. Hobbs.



THE SMALL-MOUTH BLACK BASS.

Micropterus Dolomieu, Lac. (p. 401.)

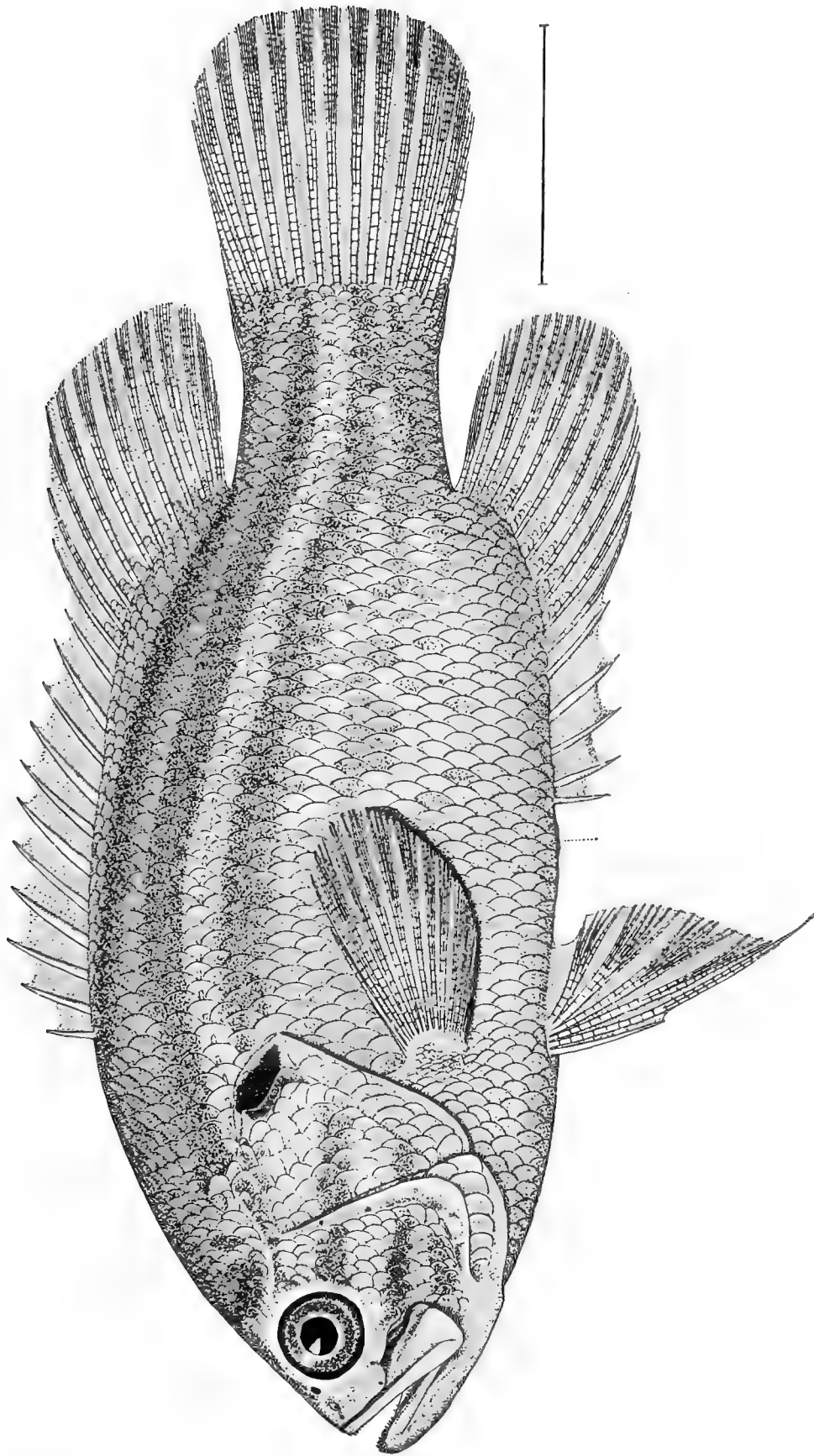
Drawing by H. L. Todd, from No. 10323, U. S. National Museum, collected at Sandusky, Ohio, 1872, by J. W. Milner.



THE ROCK-BASS OR RED EYE.

Ambloplites rupestris (Raf.), Gill. (p. 404.)

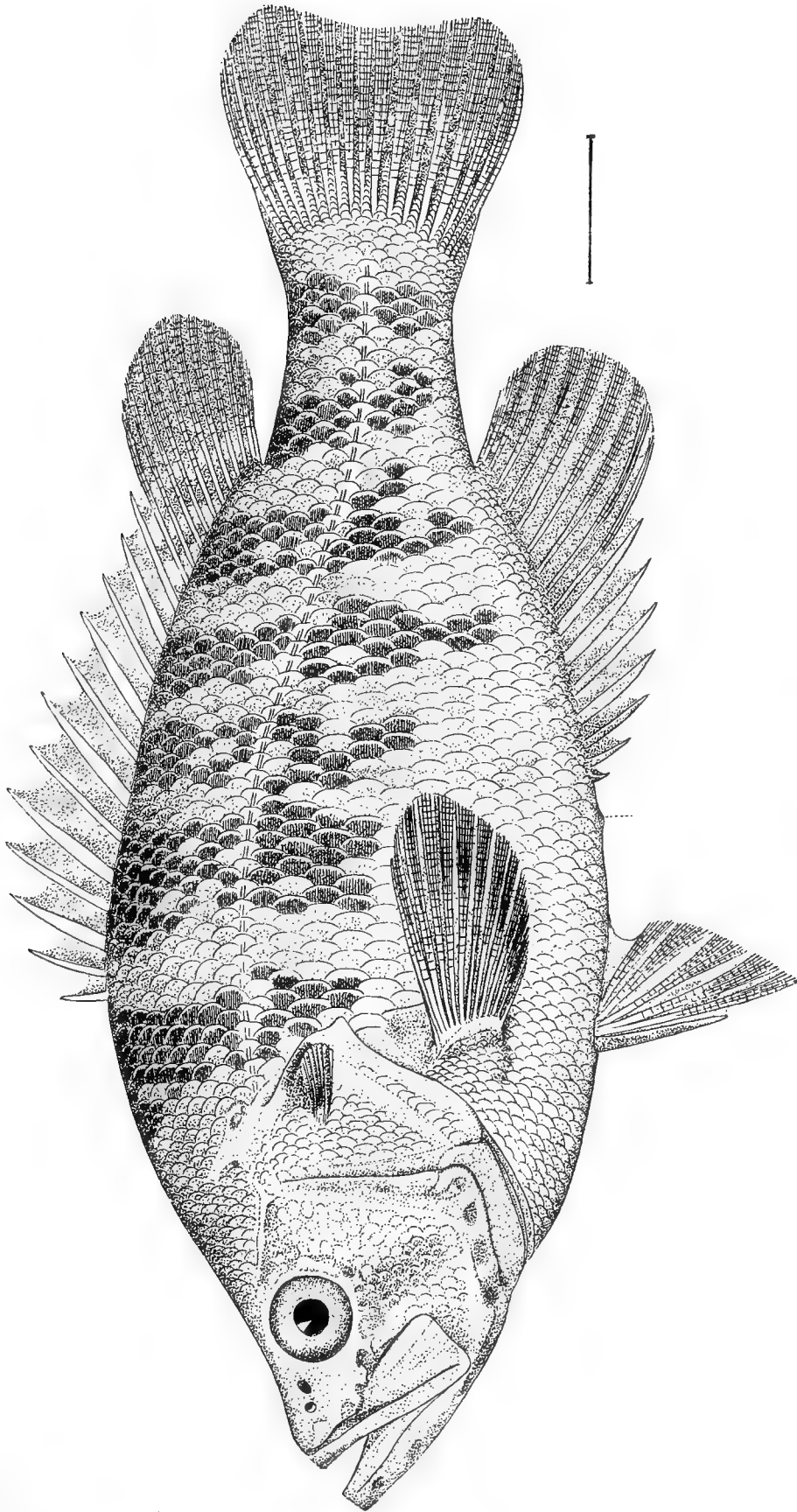
Drawing by H. L. Todd, from No. 9401, U. S. National Museum, collected at Ecorse, Mich., by George Clark.



THE MUD-BASS.

Acantharchus pomotis (Baird), Gill. (p. 405.)

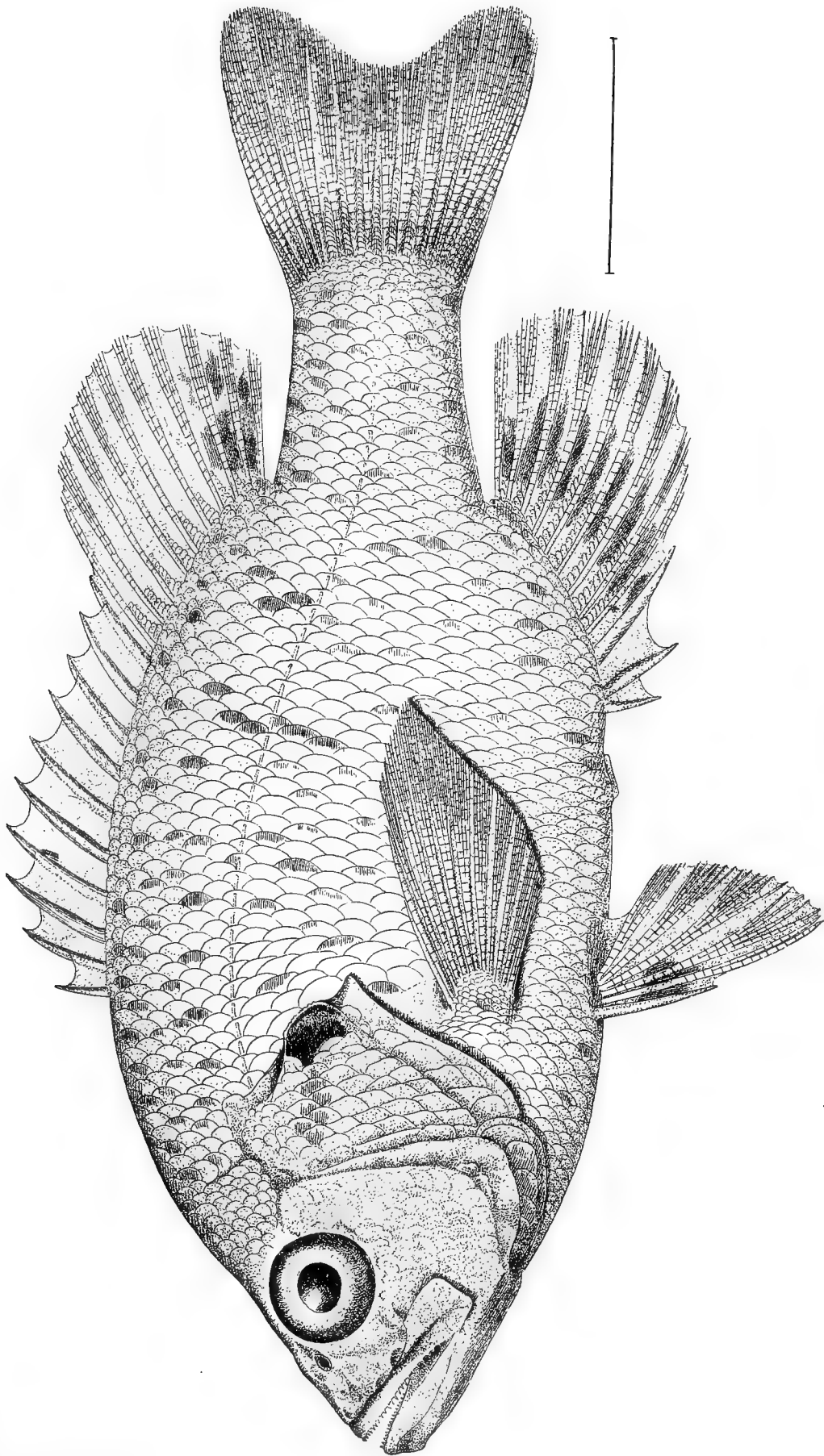
Drawing by H. L. Todd, from No. 6475, U. S. National Museum, collected at Tarborough, N. C., by Mr. Bridger.



THE SACRAMENTO PERCH.

Archoplates interruptus (Girard), Gill. (p. 405.)

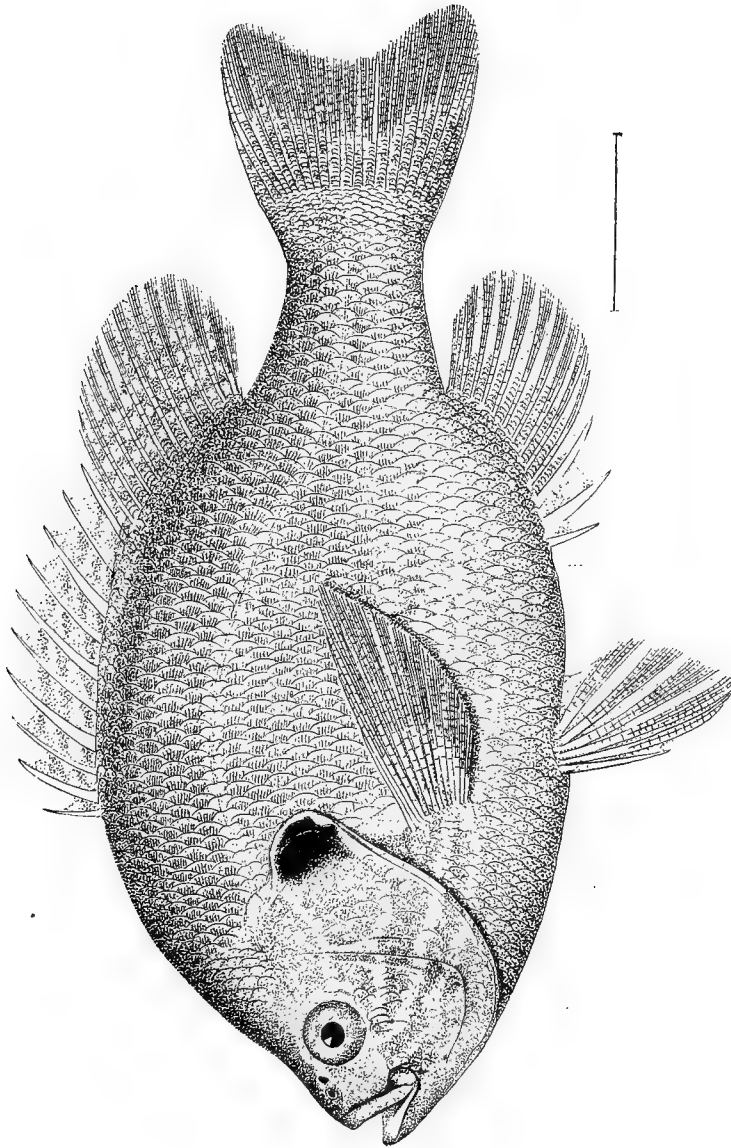
Drawing by H. L. Todd, from No. 27137, U. S. National Museum, collected at San Francisco, Cal., 1880, by Prof. D. S. Jordan.



THE WAR-MOUTH BASS.

Chenobryttus gulosus (C. & V.), Jordan. (p. 405.)

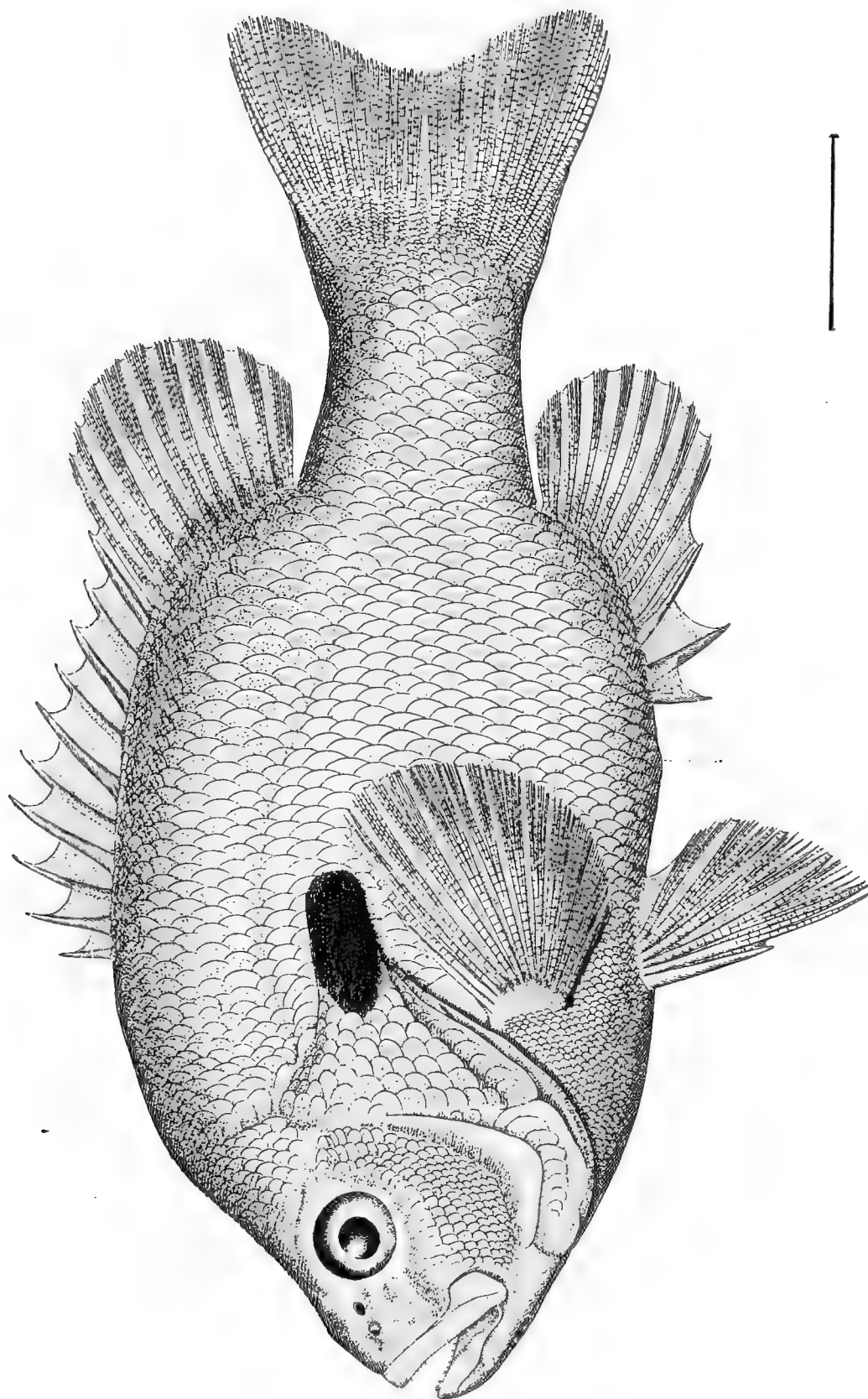
Drawing by H. L. Todd, from No. 17803, U. S. National Museum, collected at Jackson's Lake, Alabama, July 14, 1876, by Kumlien and Bean.



THE PUMPKIN-SEED OR SUNFISH.

Lepomis gibbosus (L.), McKay. (p. 405.)

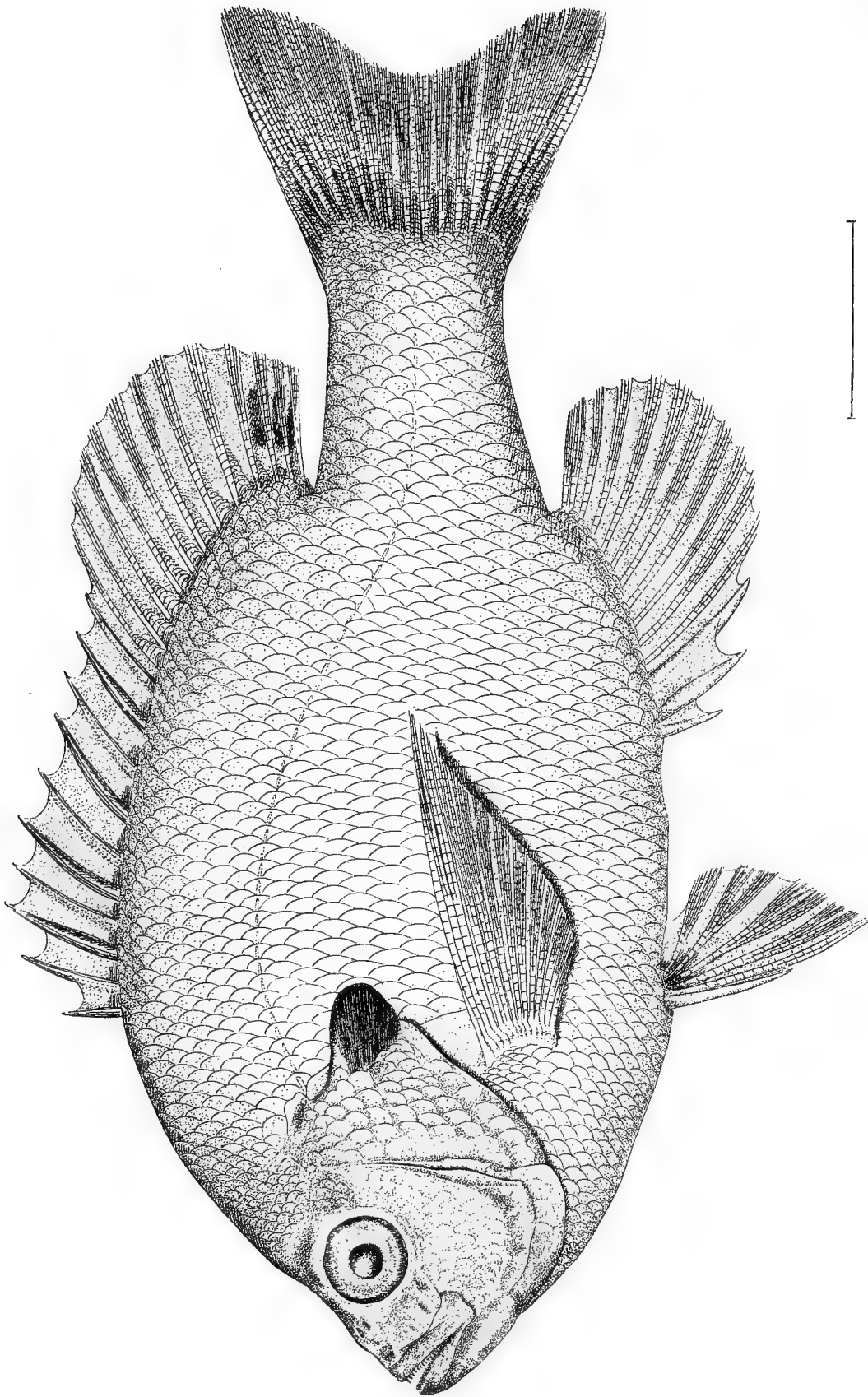
Drawing by H. L. Todd, from No. 4163, U. S. National Museum, collected at Root River, Wisconsin, July, 1853, by Prof. S. F. Baird.



THE LONG-EARED SUNFISH.

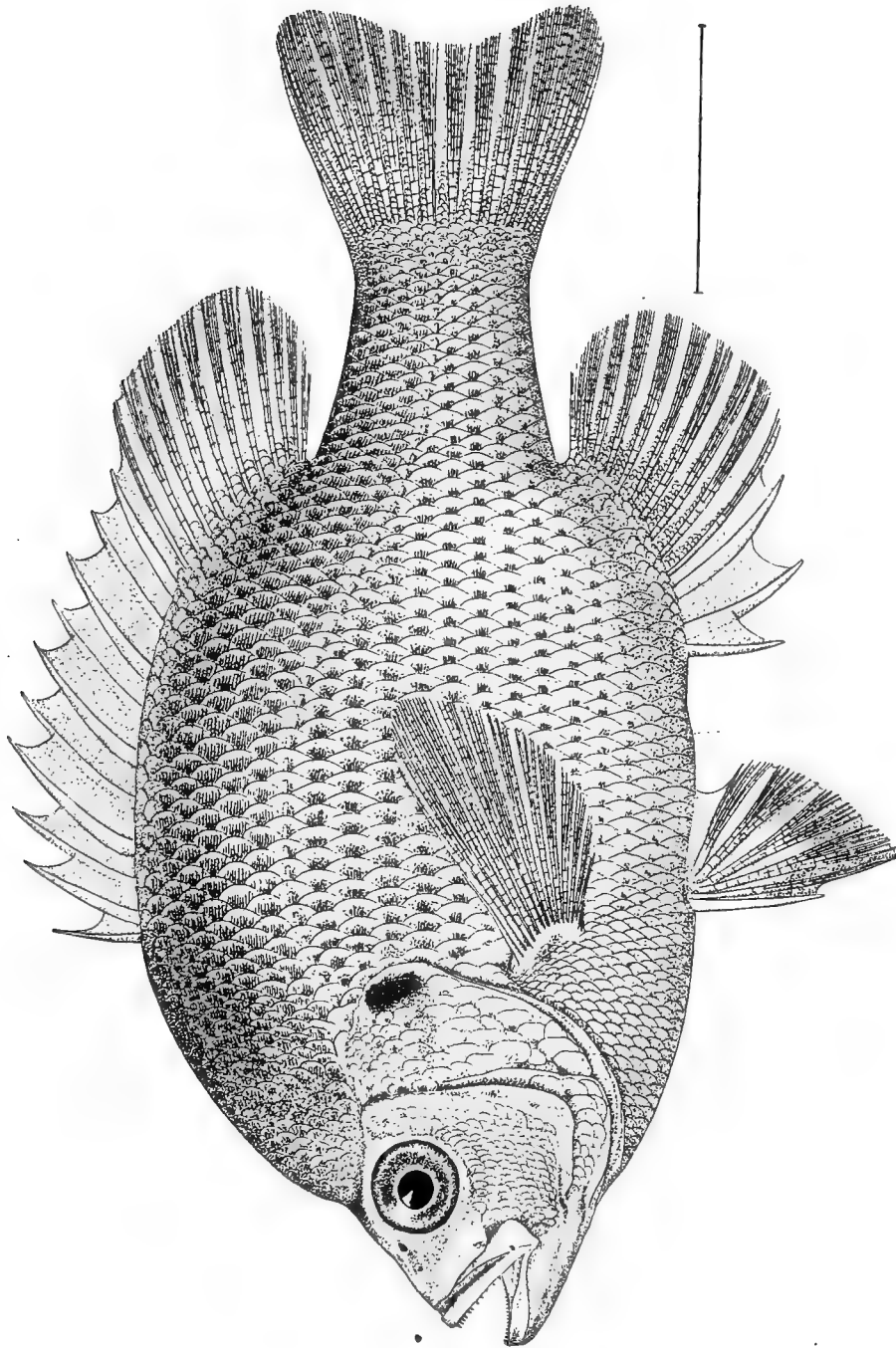
Lepomis auritus (L.), Raf. (p. 406.)

Drawing by H. L. Todd, from No. 25351, U. S. National Museum, collected from Susquehanna River, Bainbridge, Pa., May, 1875, by Dr. T. H. Bean.



THE BLUE SUNFISH OR COPPER-NOSE.

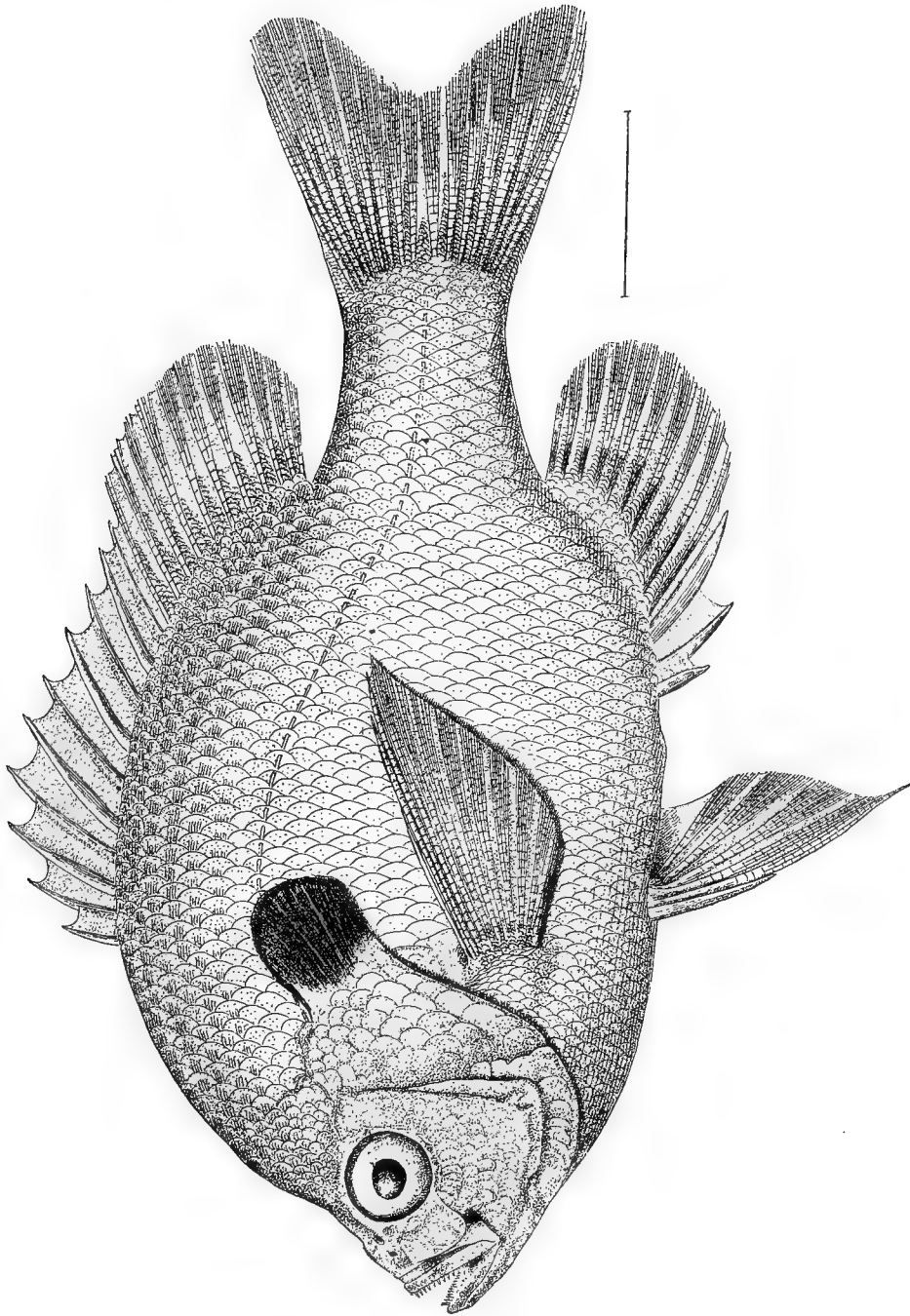
Lepomis pallidus (Mitch.), J. & G. (p. 406.)
Drawing by H. L. Todd, from No. 8448, U. S. National Museum, collected in Tennessee.



THE CHINQUAPIN PERCH.

Lepomis punctatus (C. & V.), Jordan. (p. 406.)

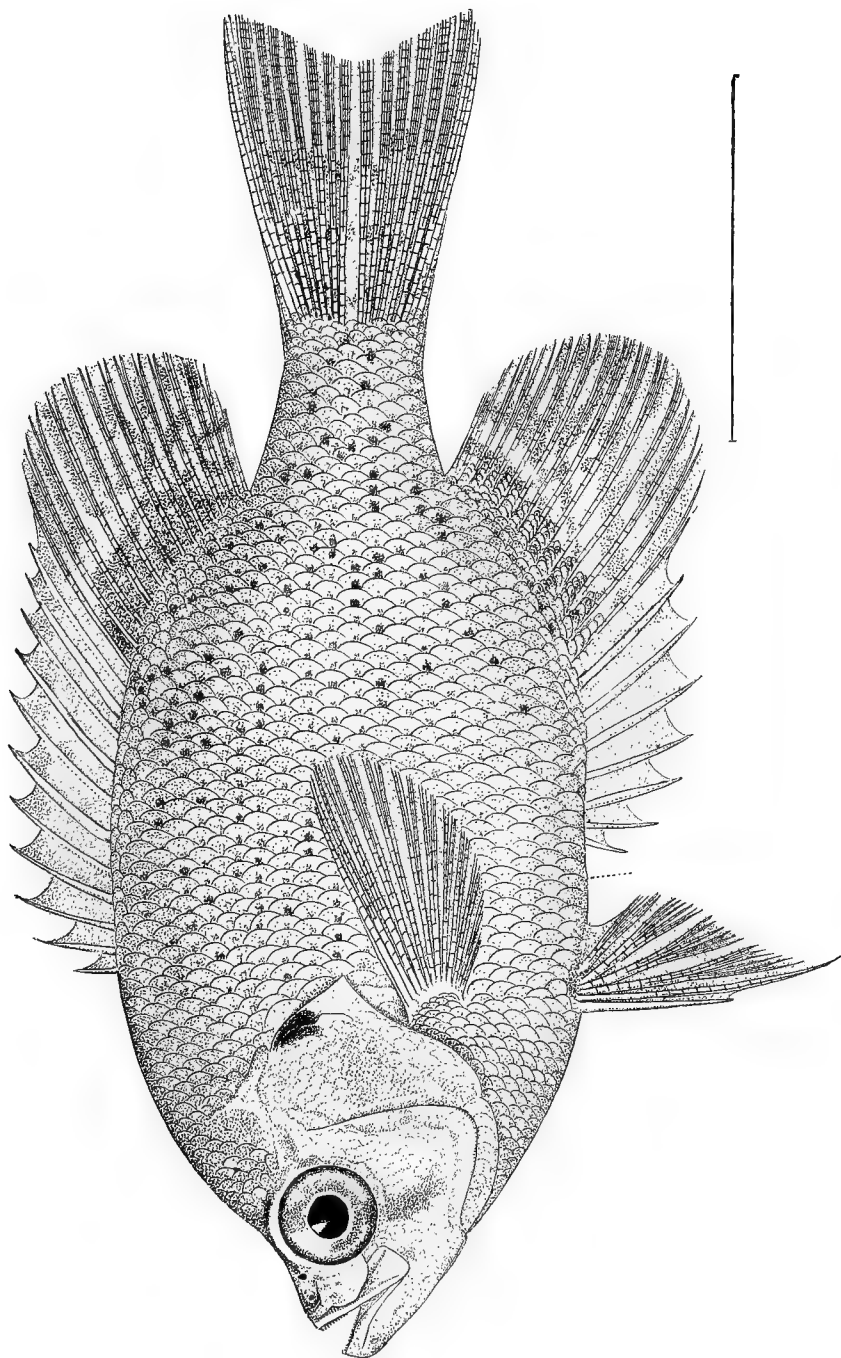
Drawing by H. L. Todd, from No. 4227-'46, U. S. National Museum, collected in Florida, by G. Brown Goode, 1875.



THE BROAD-EARED SUNFISH.

Lepomis obscurus, Ag.

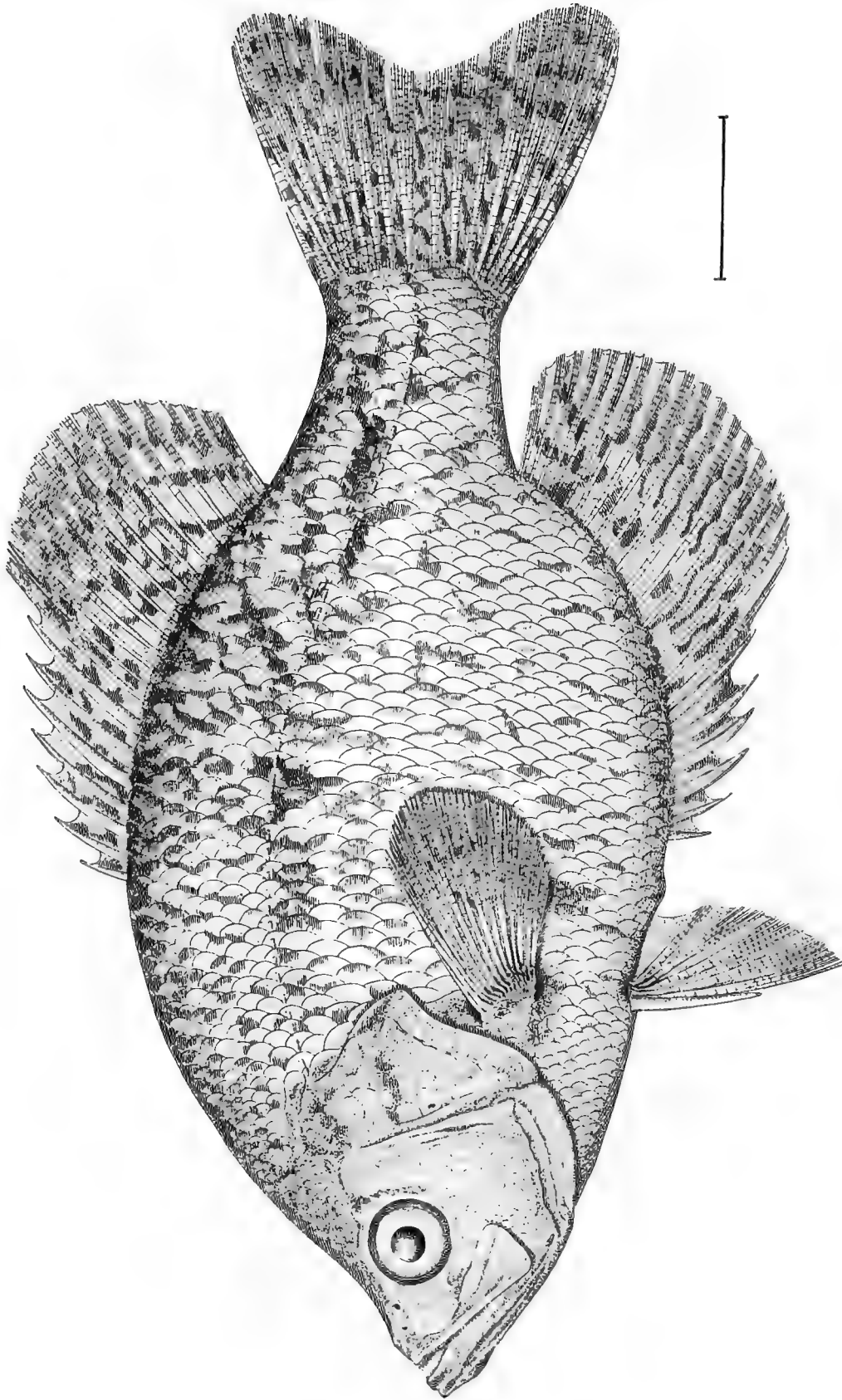
Drawing by H. L. Todd, from No. 20031, U. S. National Museum, collected in Cumberland River, Tennessee, by Prof. Alexander Winchell.



THE RAINBOW SUNFISH.

Centrarchus macropterus (Lac.), Jordan. (p. 406.)

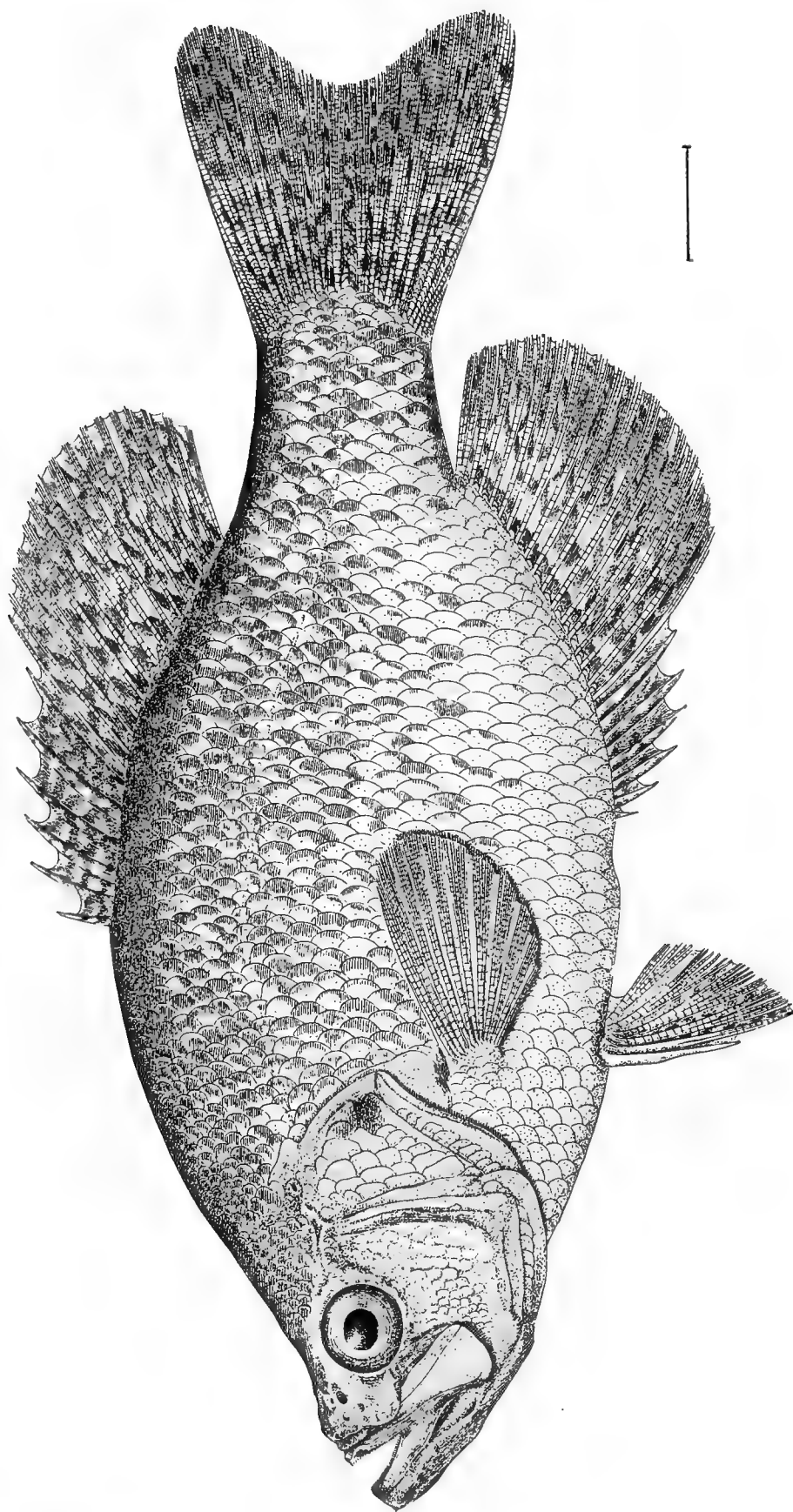
Drawing by H. L. Todd, from No. 20395, U. S. National Museum, collected at Kingston, N. C., 1875, by Welsher and Hyatt.



THE CALICO BASS, OR STRAWBERRY BASS.

Pomoxys sparoides (Lac.), Grd. (p. 406.)

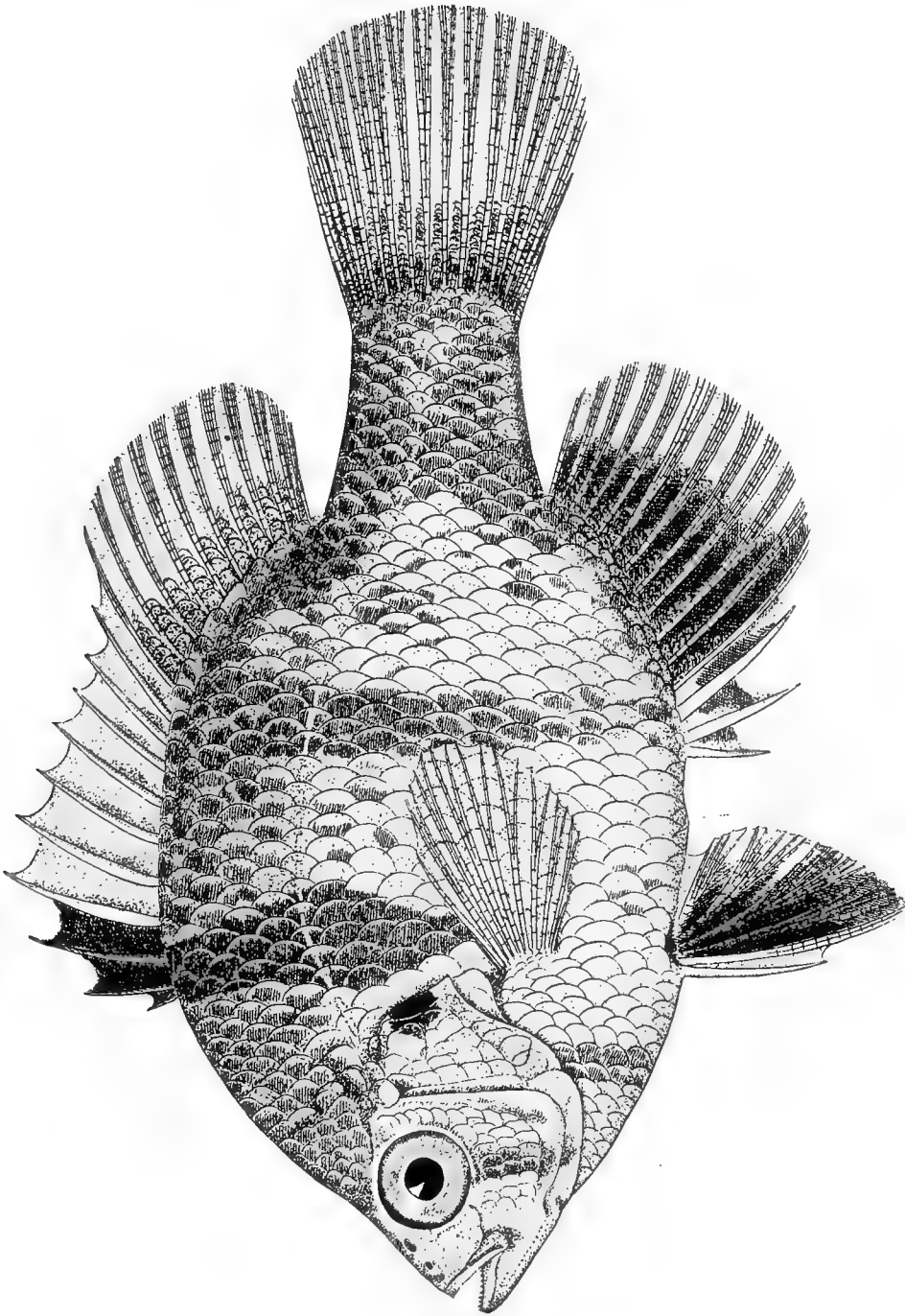
Drawing by H. L. Todd, from No. 10077, U. S. National Museum, collected at Rochester, N. Y., by J. W. Milner.



THE CRAPPIE OR SAC-A-LAIT.

Pomoxys annularis, Raf. (p. 407.)

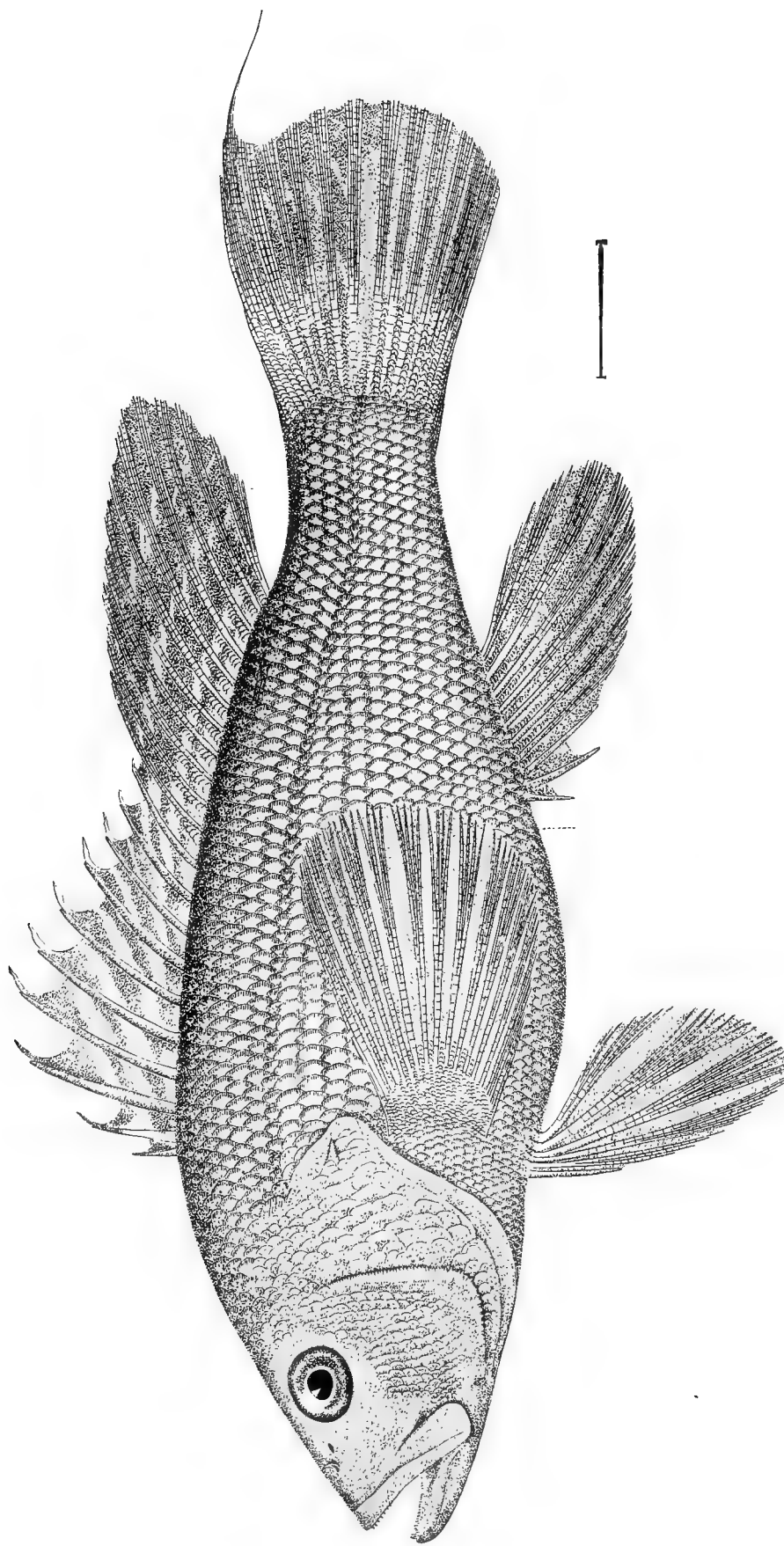
Drawing by H. L. Todd, from No. 10387, U. S. National Museum, collected at Norfolk, Va., 1873, by Dr. H. C. Yarrow.



THE BLACK-BANDED SUNFISH.

Mesogonistius chætodon (Baird), Gill.

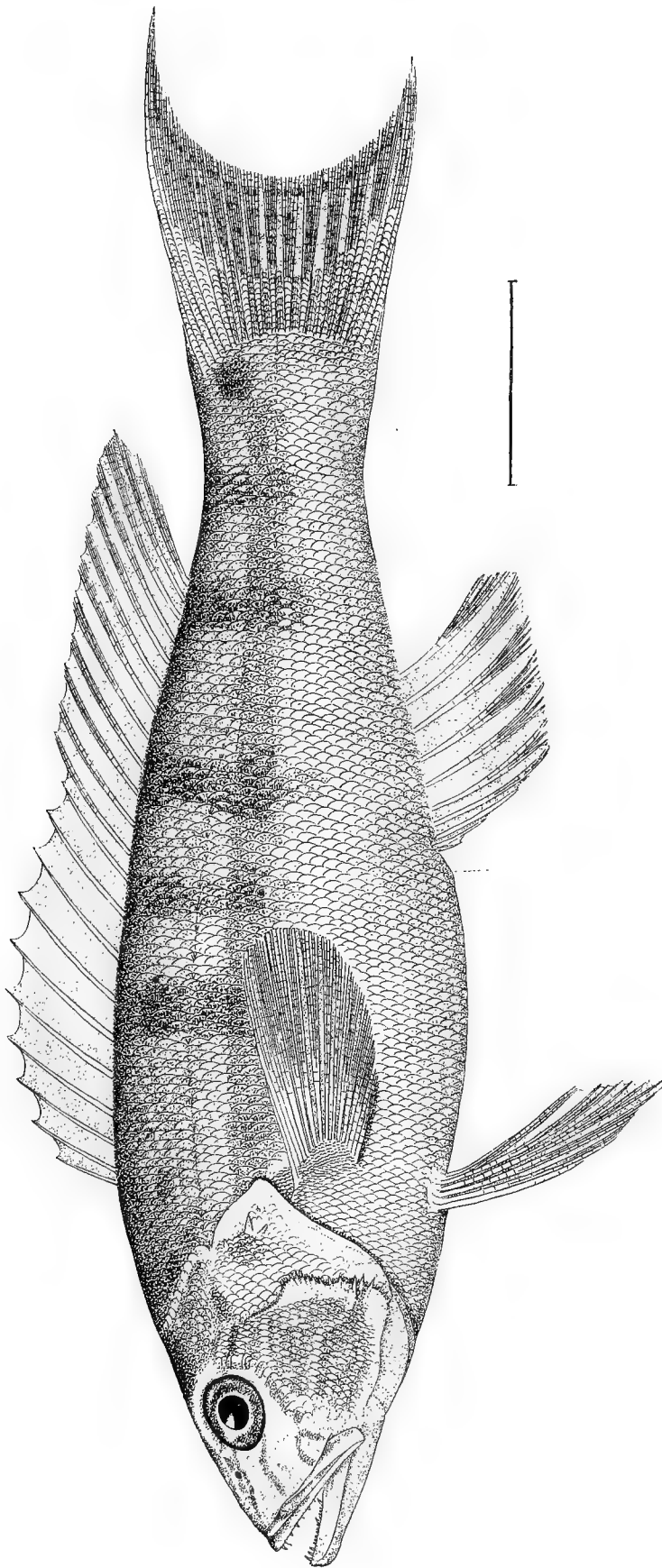
Drawing by H. L. Todd, from No. 20354, U. S. National Museum, collected at Trenton, N. J., 1875, by Dr. C. C. Abbott.



THE SEA BASS.

Serranus atrarius (L.), J. & G. (p. 407.)

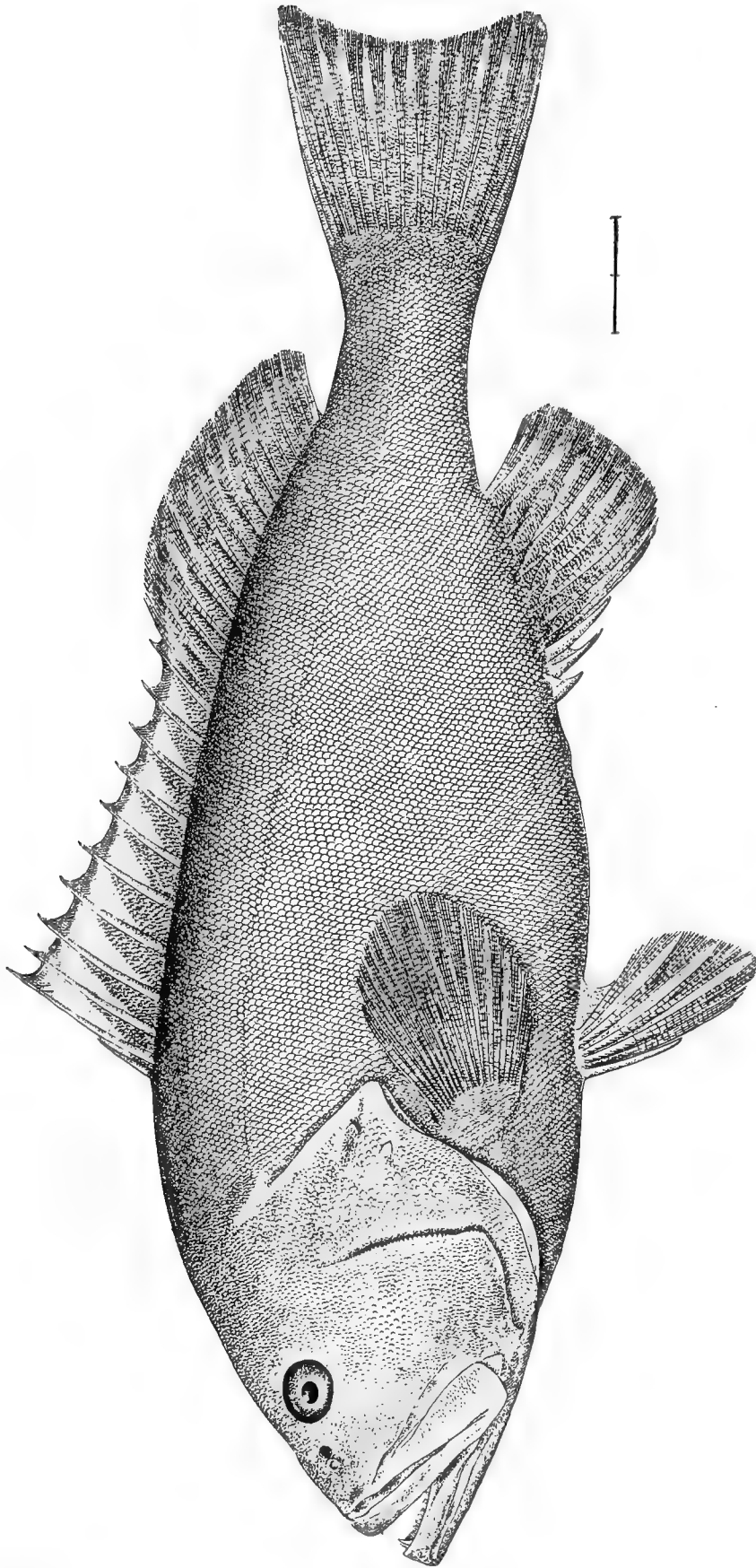
Drawing by H. L. Todd, from No. 14638, U. S. National Museum, collected at Noank, Conn., 1874, by U. S. Fish Commission.



THE SQUIRREL-FISH.

Serranus fascicularis, C. & V. (p. 410.)

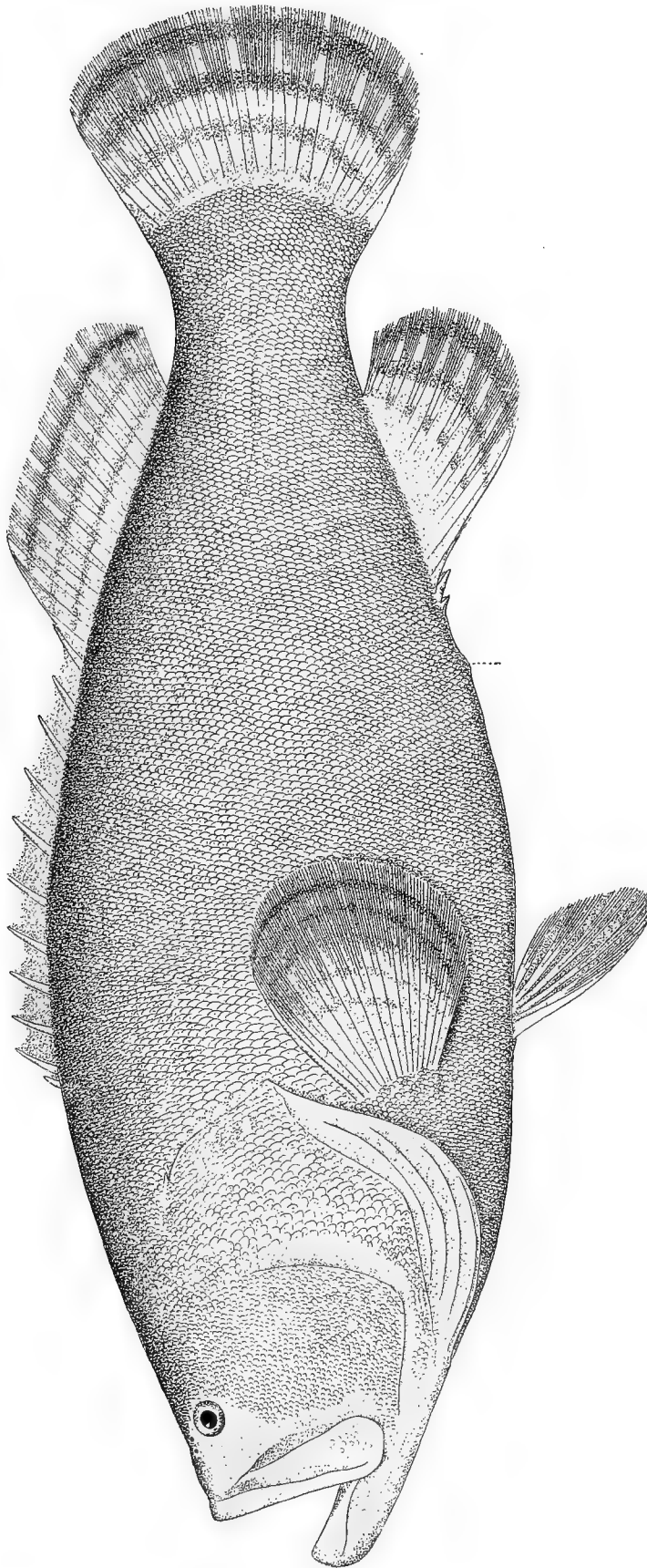
Drawing by H. L. Todd, from No. 21543, U. S. National Museum, collected at Charleston, S. C., July, 1878, by C. C. Leslie.



THE RED GROUPEE.

Epinephelus morio (Cuv.), Gill. (p. 411.)


Drawing by H. L. Todd, from No. 22129, U. S. National Museum, obtained in the Washington Market, District of Columbia, by G. Brown Goode.



THE JEW-FISH OR "WARSAW."

Promicrops guasa, Poey. (p. 412.)

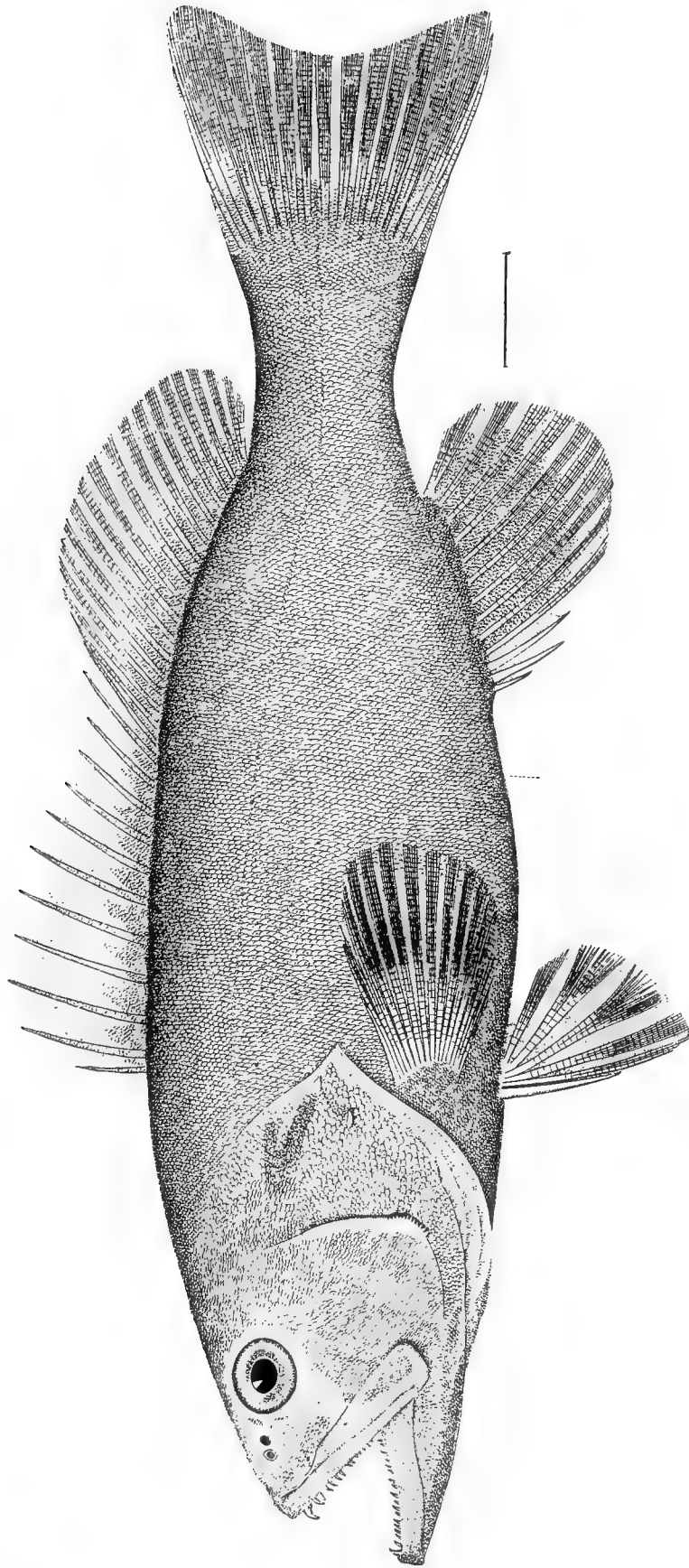
Drawing by H. L. Todd, from No. 22306, U. S. National Museum, collected in the Saint John's River, Fla.



THE WEST INDIAN CABRILLA.

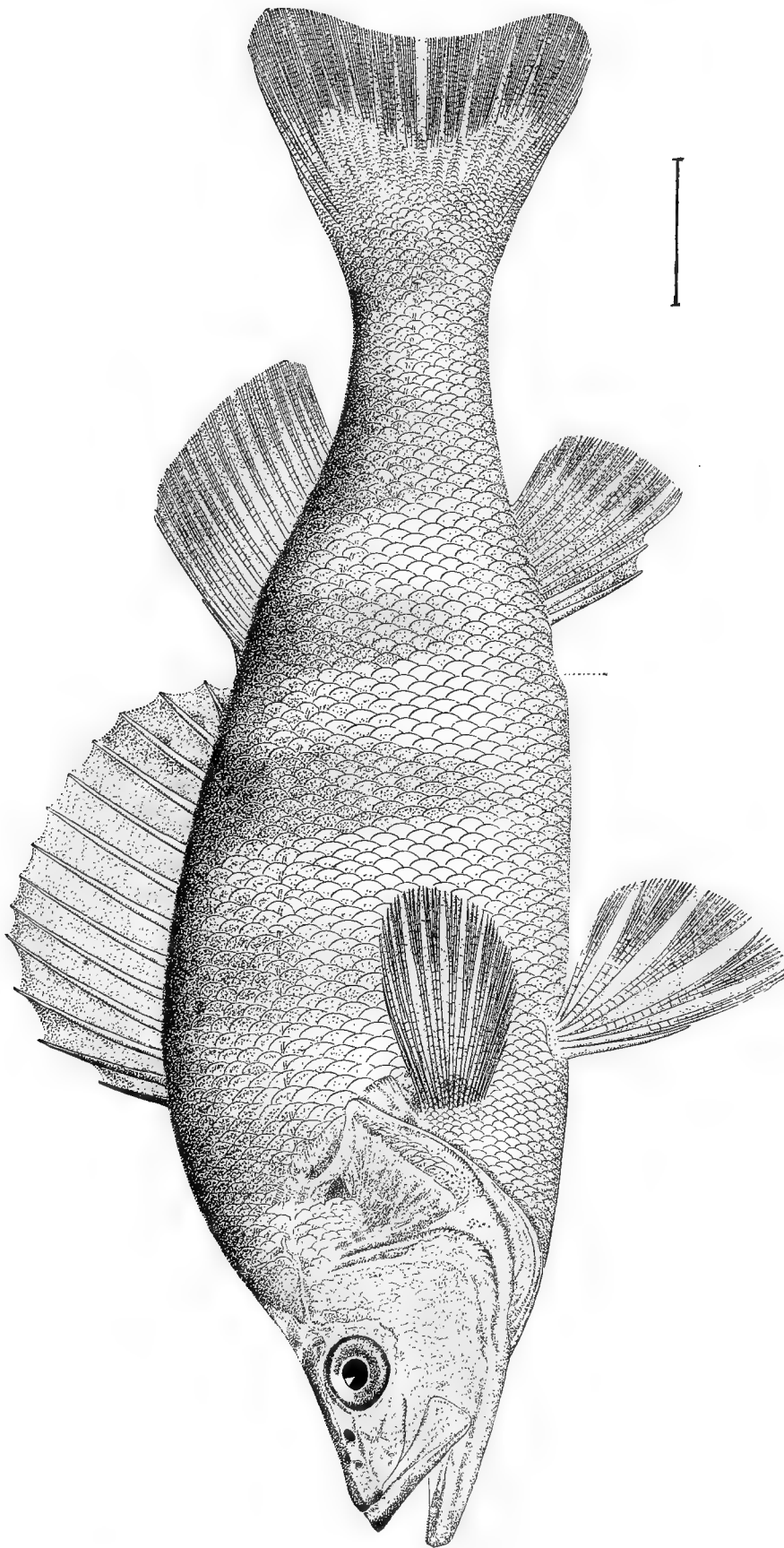
Serranus clathratus (Grd.), Steind. (p. 413.)

Drawing by H. L. Todd, from No. 26574, U. S. National Museum, collected at Key West, Florida, May, 1880, by Silas Stearns.



THE PENSACOLA BLACK GROUPEE.

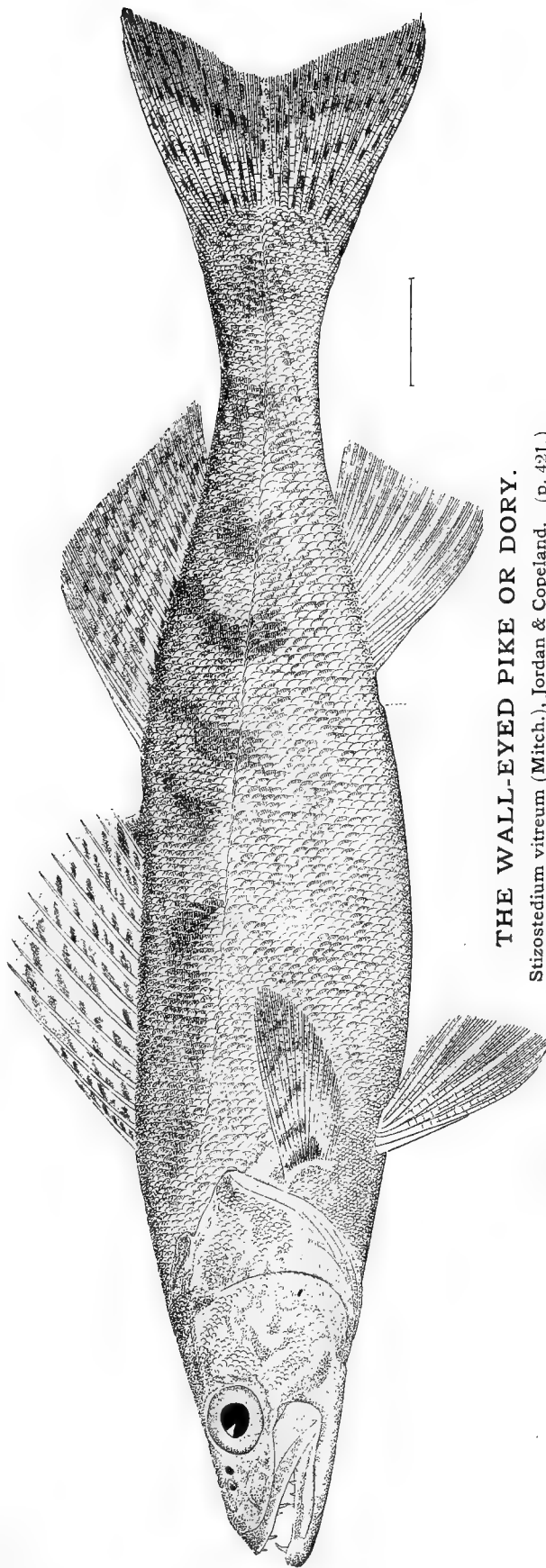
Trisotropis (or *Mycteroperca*) *microlepis*, Goode & Bean. (p. 413.)
Drawing by H. L. Todd, from specimen collected by Silas Stearns at Pensacola, Fla., 1878.



THE YELLOW PERCH.

Perca americana, Schrank. (p. 414.)


Drawing by H. L. Todd, from No. 25199, U. S. National Museum, collected in Washington Market, District of Columbia, April, 1880, by U. S. Fish Commission.



THE WALL-EYED PIKE OR DORY.

Stizostedium vitreum (Mitch.), Jordan & Copeland. (p. 421.)


Drawing by H. L. Todd, from No. 22494, U. S. National Museum, collected at Fort Deposit, Md., April 7, 1879, by R. E. McClernahan.



THE SAUGER OR LAND PIKE.

Stizostedium canadense (Smith), Jordan. (p. 424.)

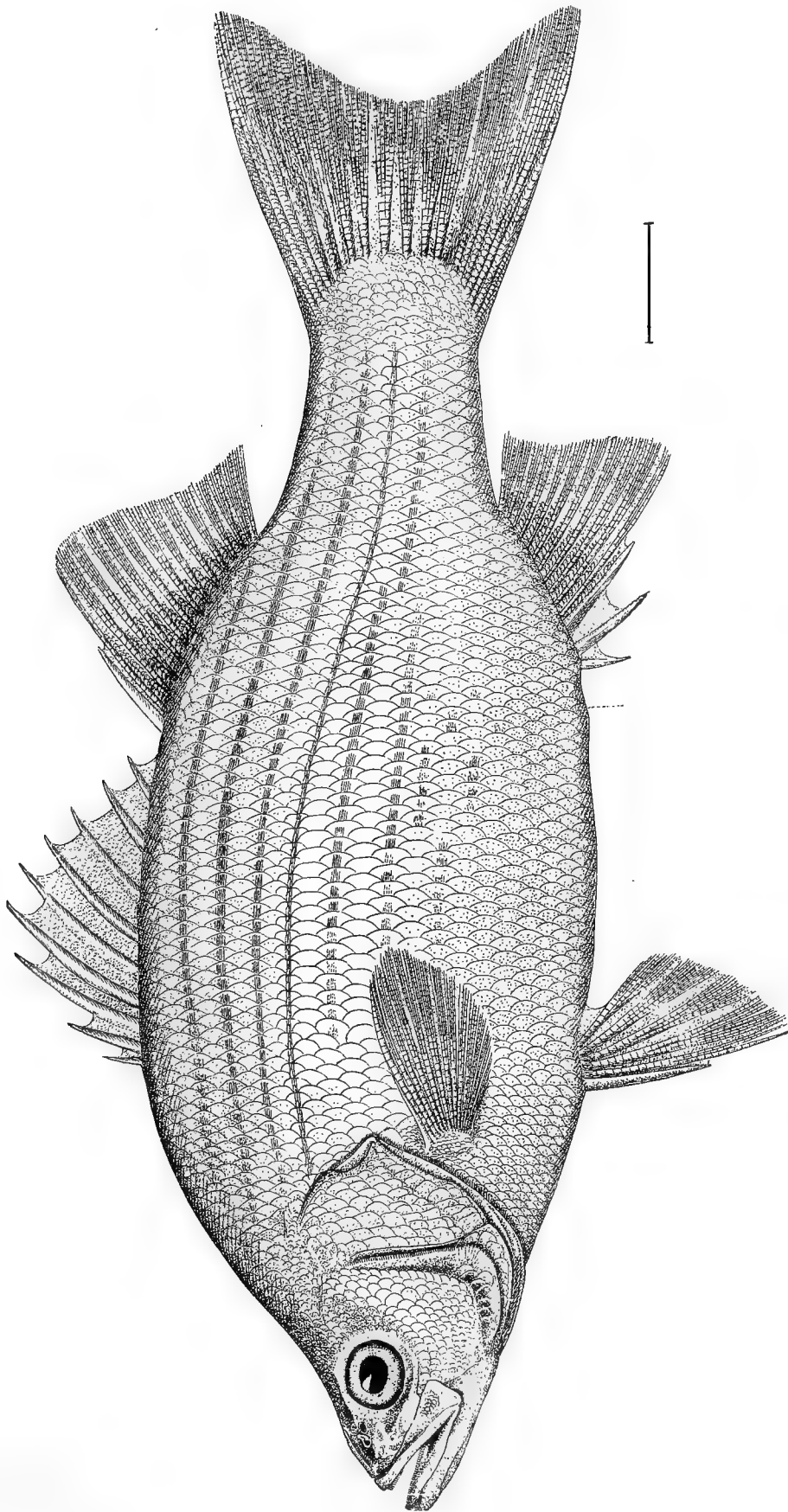
Drawing by H. L. Todd, from No. 10072, U. S. National Museum, collected at Rochester, N. Y., by J. W. Milner.



THE STRIPED BASS OR ROCKFISH.

Roccus lineatus (Bloch.), Gill. (*Roccus saxatilis*, auctorum.) (p. 425.)

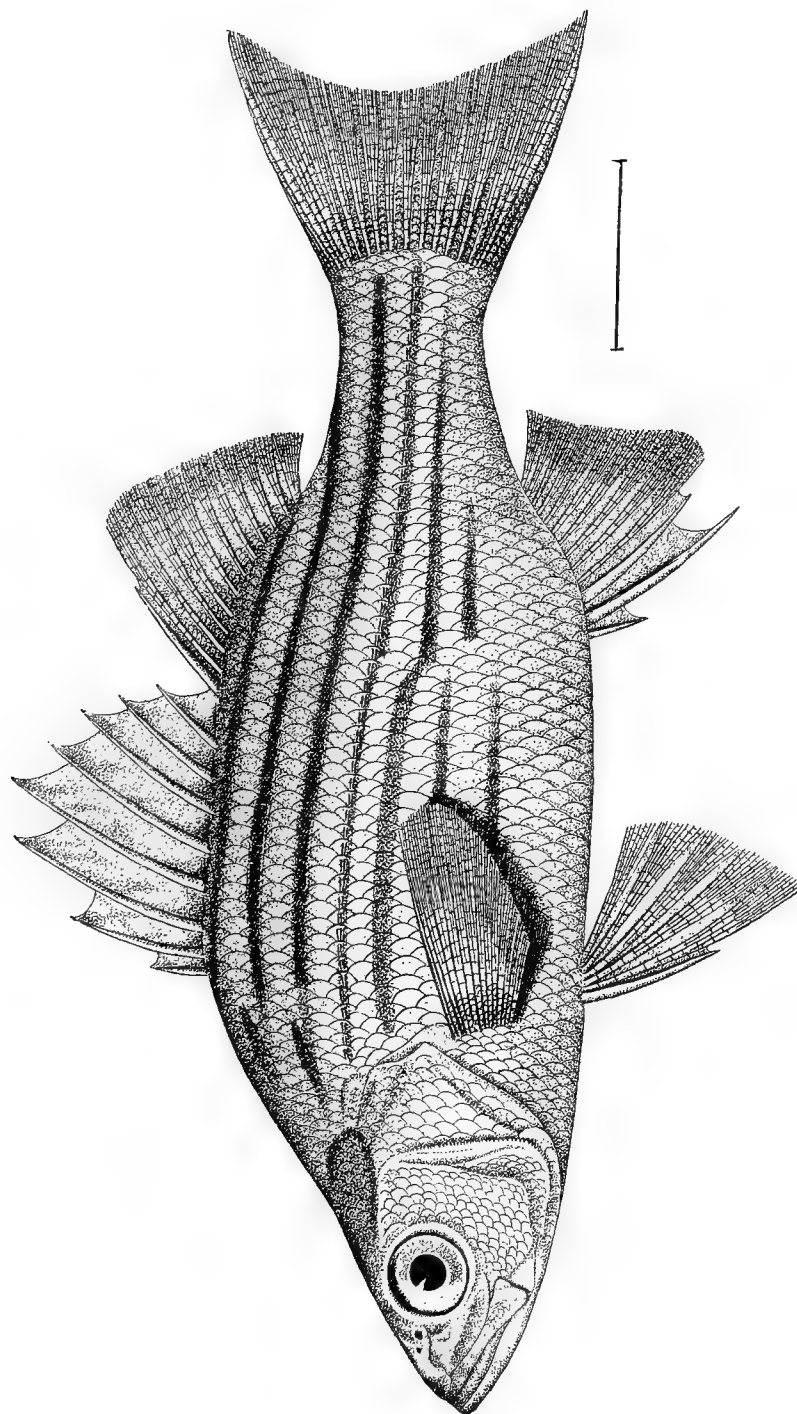
Drawing by H. L. Todd, from No. 25219, U. S. National Museum, collected at Washington Market, District of Columbia, by U. S. Fish Commission.



THE WHITE BASS.

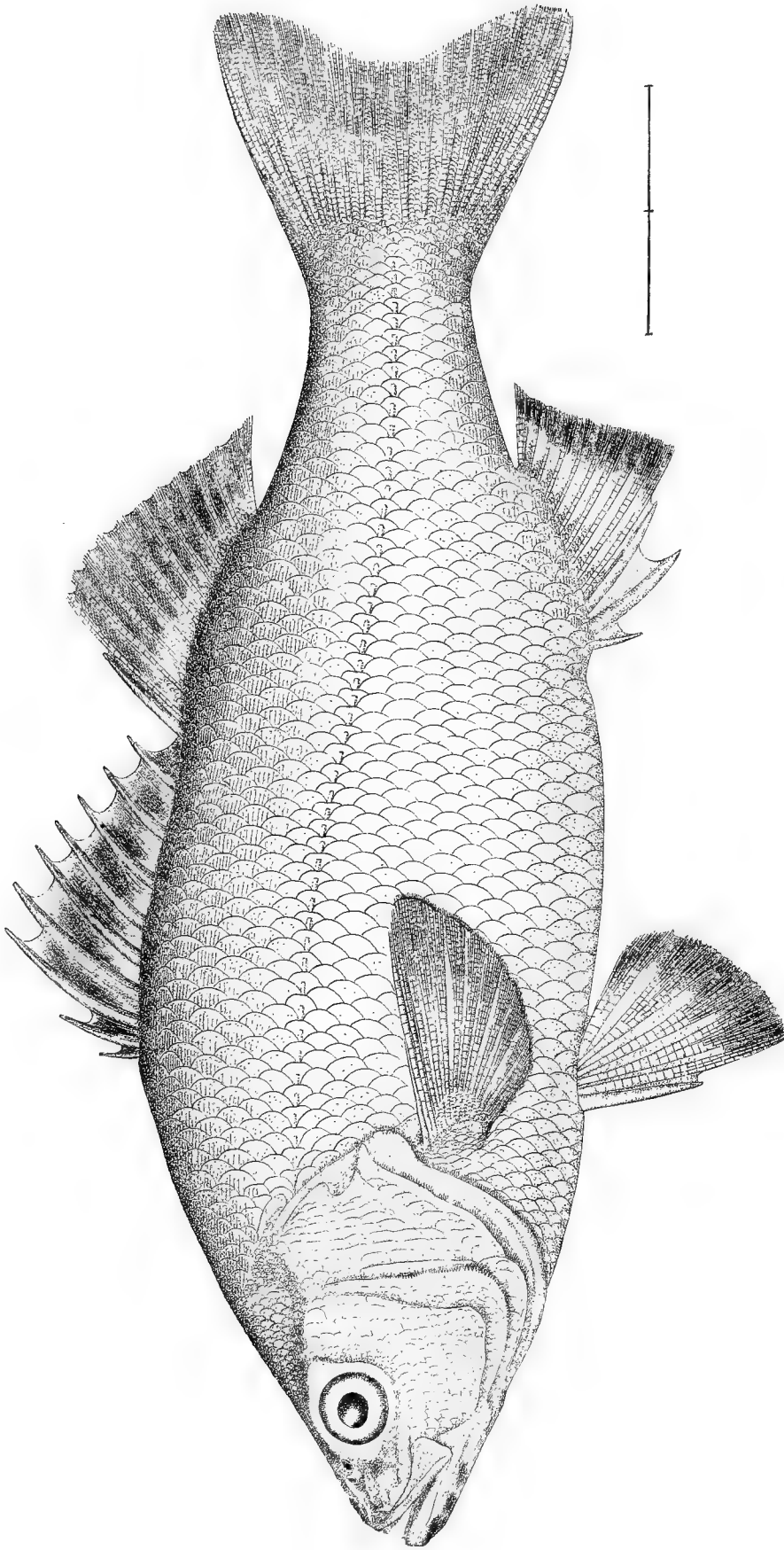
Roccus chrysops (Raf.), Gill. (p. 428.)

Drawing by H. L. Todd, from No. 10226, U. S. National Museum, collected at Sandusky, Ohio, by J. W. Milner.



THE YELLOW BASS.

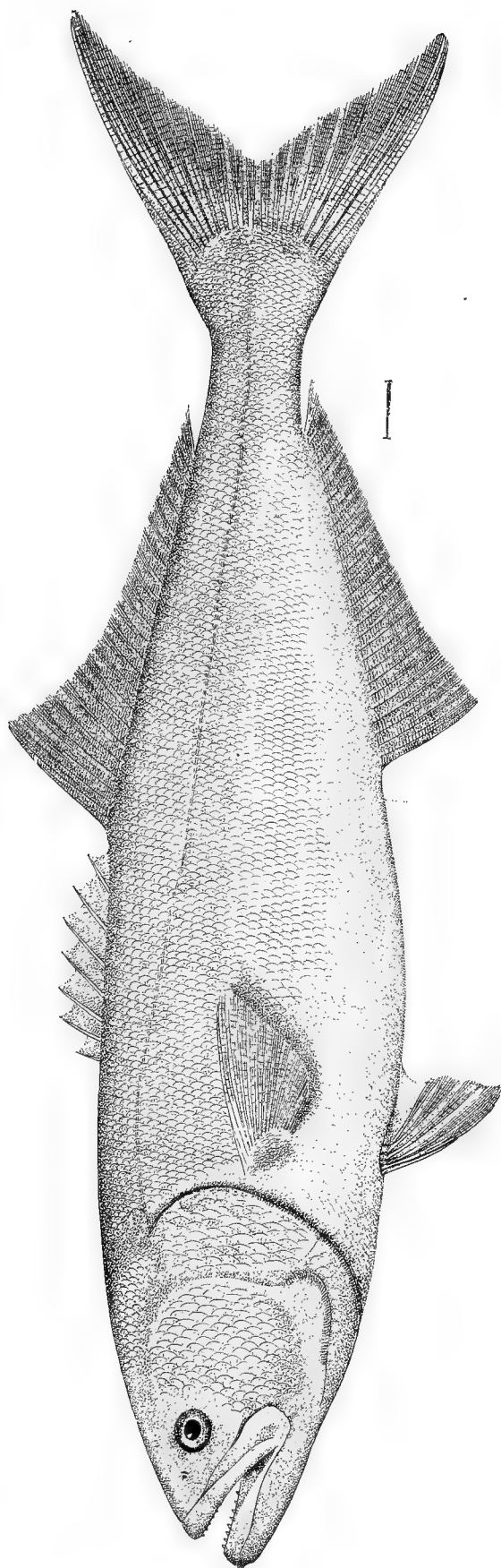
Roccus interruptus (Gill), J. & G. (p. 431.)
Drawing by H. L. Todd, from specimen in National Museum.



THE WHITE PERCH.

Roccus americanus (Gml.), J. & G. (p. 431.)


Drawing by H. L. Todd, from No. 15681, U. S. National Museum, collected at New York, November 15, 1875, by E. G. Blackford.



THE BLUEFISH.

Pomatomus saltatrix (L.), Gill. (p. 444.)

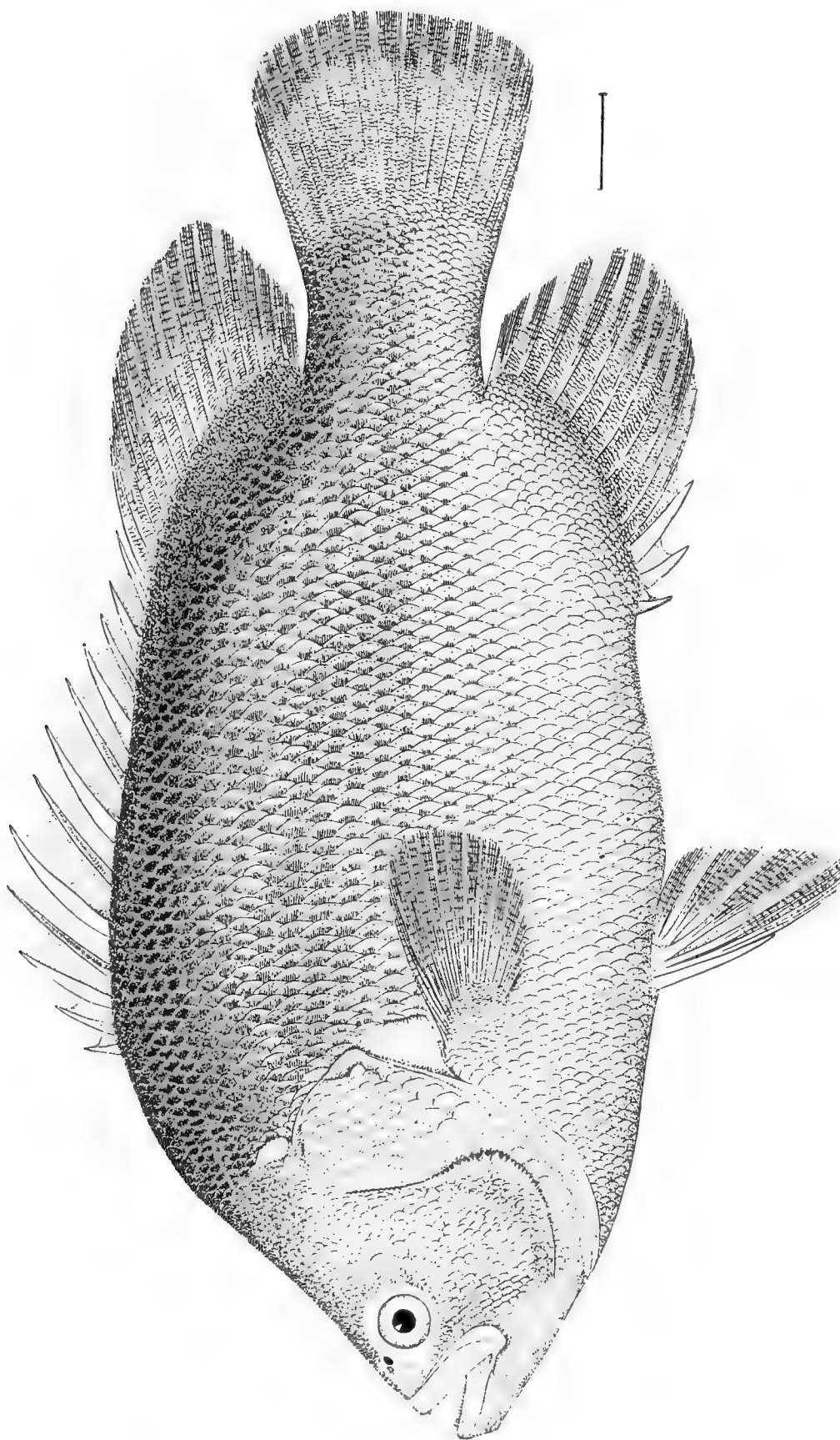
Drawing by H. L. Todd, from specimen in U. S. National Museum.



THE COBIA OR CRAB-EATER.

Elacate canadensis (L.), Gill. (p. 444.)

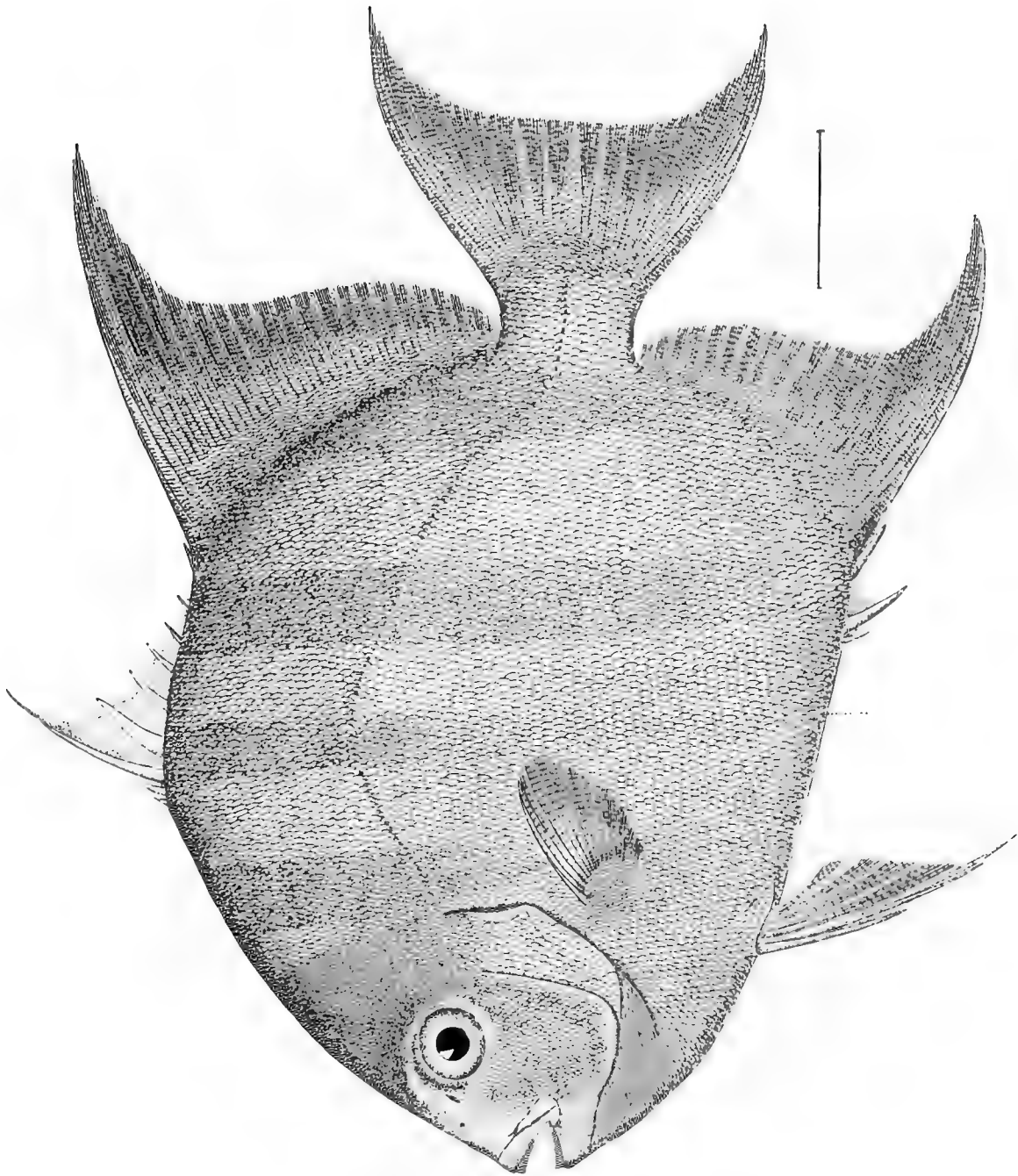
Drawing by H. L. Todd, from No. 18563, U. S. National Museum.



THE TRIPLE-TAIL OR BLACK GROUPEE.

Lobotes surinamensis (Bl.), Cuvier. (p. 444.)

Drawing from specimens collected in the Saint John's River, Florida, 1874, by G. Brown Goode.



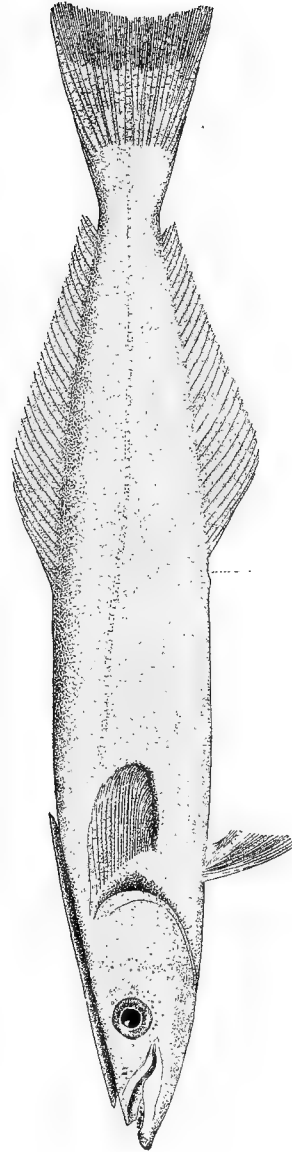
THE MOON-FISH OR SPADE-FISH.
Chetodipterus faber (Brouss.), J. & G. (p. 445.)



THE SPEAR-FISH REMORA.

Rhombochirus osteochir (Cuv.), Gill. (p. 446.)

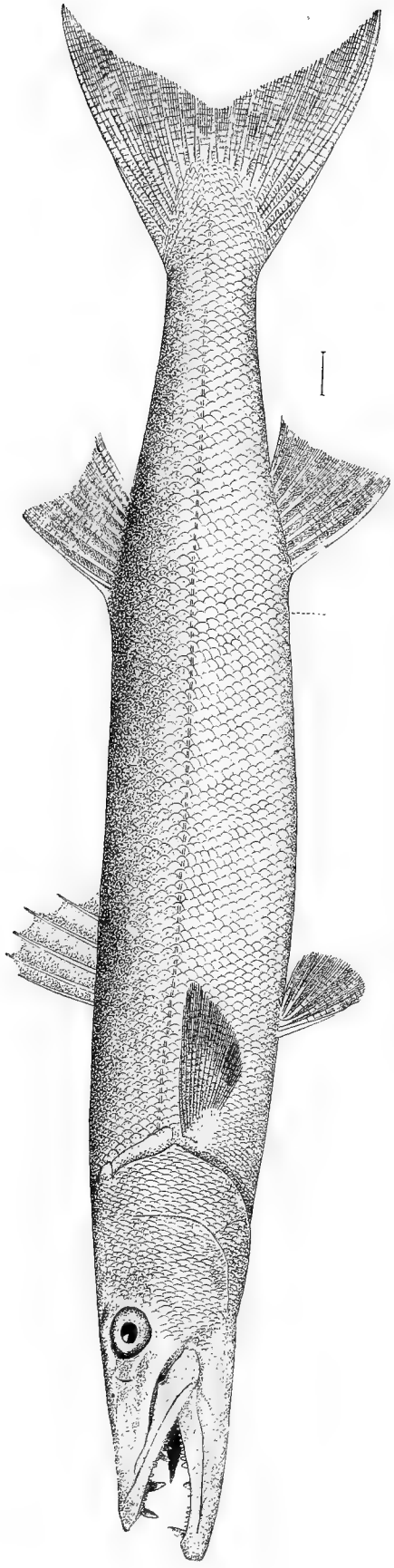
Drawing by H. L. Todd, from No. 19022, U. S. National Museum, collected at Wood's Holl, Mass., 1875, by U. S. Fish Commission.



THE SWORD-FISH REMORA.

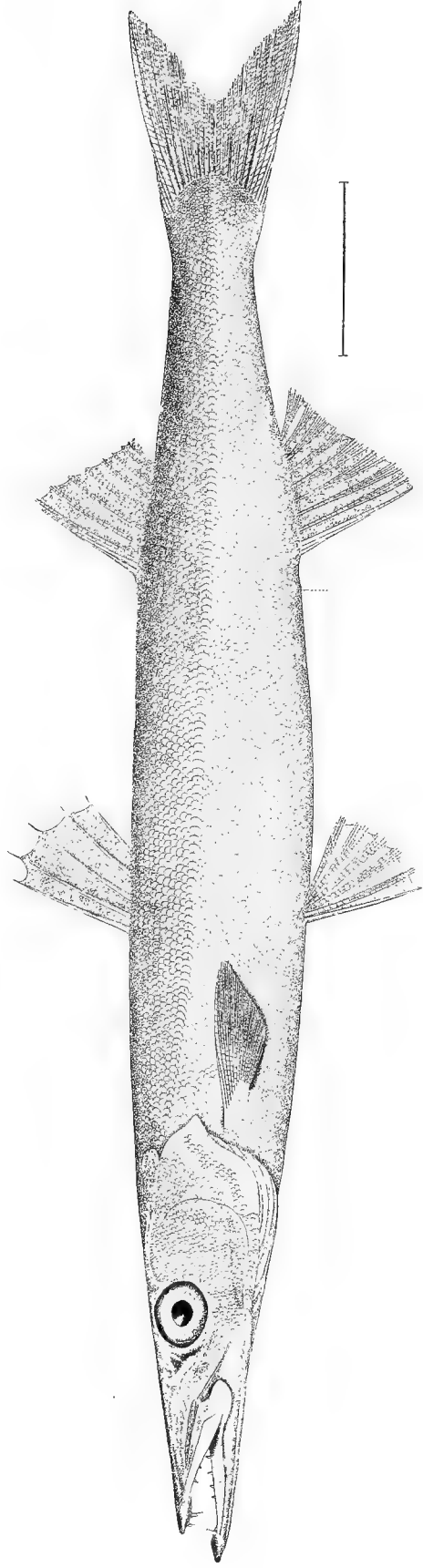
Remoropsis brachyptera, Lowe. (p. 446.)

Drawing by H. L. Todd, from No. 23374, U. S. National Museum, collected at sea, in 250 fathoms of water, by Daniel McEachran.




THE WEST INDIAN BARRACOUTA OR SENNET.

Sphyræna picuda, Schn. (p. 448.)
Drawing by H. L. Todd, from No. 14978, U. S. National Museum, collected in Florida, by E. G. Blackford.




THE NORTHERN BARRACOUTA.

Sphyræna borealis, de Kay. (p. 448.)
Drawing by H. L. Todd, from No. 18862, U. S. National Museum, collected at Wood's Holl, Mass., 1876, by Vinal N. Edwards.



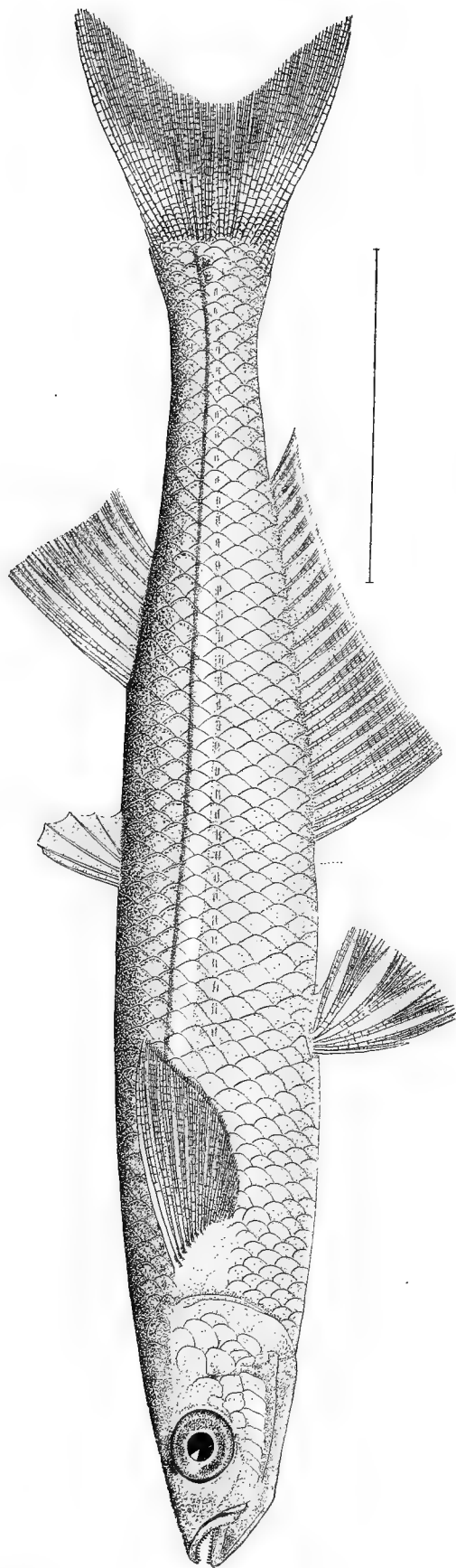
THE STRIPED MULLET.

Mugil alba, L. (p. 449.)
Drawing by H. L. Todd, from No. 24456, U. S. National Museum, collected at Wood's Holl, Mass., December 15, 1879, by Vinal N. Edwards.



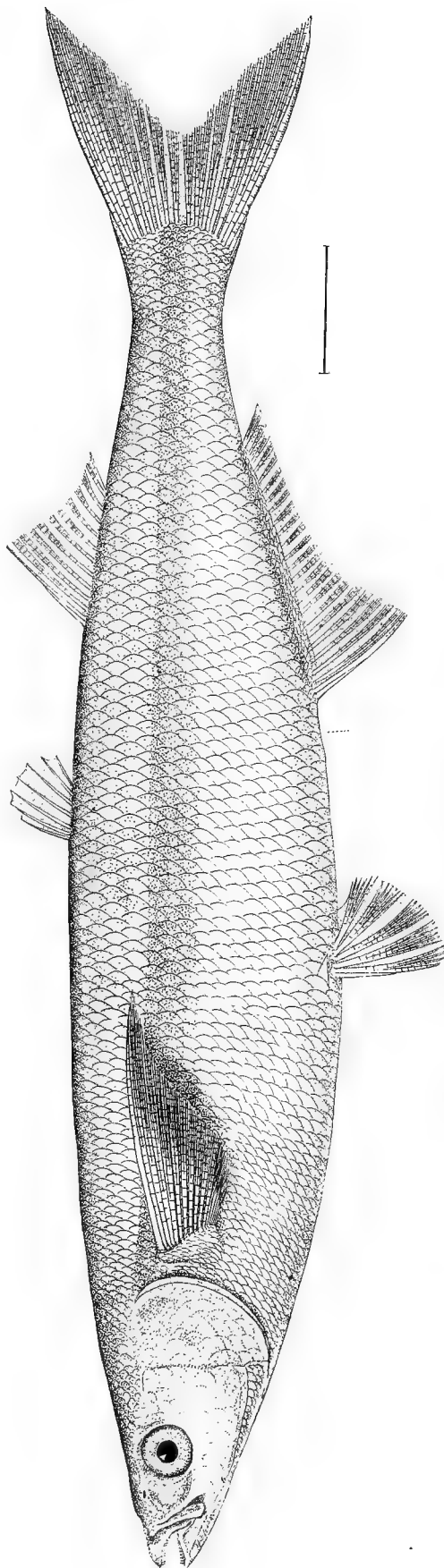
THE WHITE MULLET.

Mugil brasiliensis, Agass. (p. 449.)
Drawing by Miss M. Smith, from No. 21498, U. S. National Museum, collected at Pensacola, Fla., 1878, by Silas Stearns.



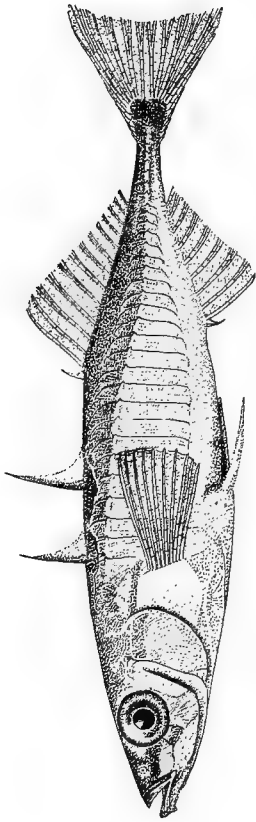
THE SAND SMELT OR SILVER SIDES.

Menidia notata (Mitch.), J. & G. (p. 456.)
Drawing by H. L. Todd, from specimen in U. S. National Museum, collected at Noank, Conn., by U. S. Fish Commission.



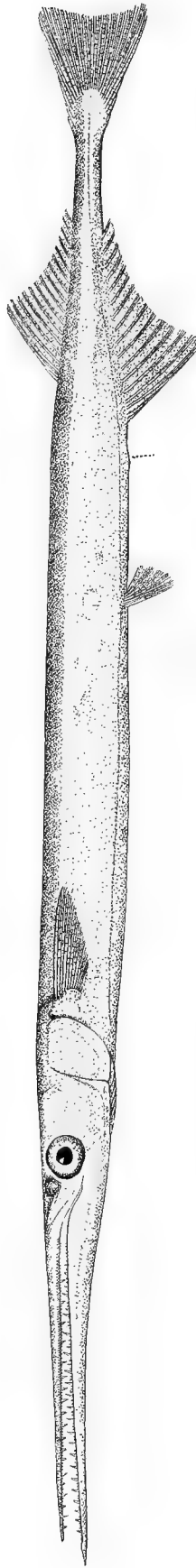
THE CALIFORNIA "SMELT" OR PESCADILLO.

Atherinopsis californiensis, Girard. (p. 457.)
Drawing by H. L. Todd, from No. 26764, U. S. National Museum, collected at San Diego, Cal., 1880, by Prof. D. S. Jordan.



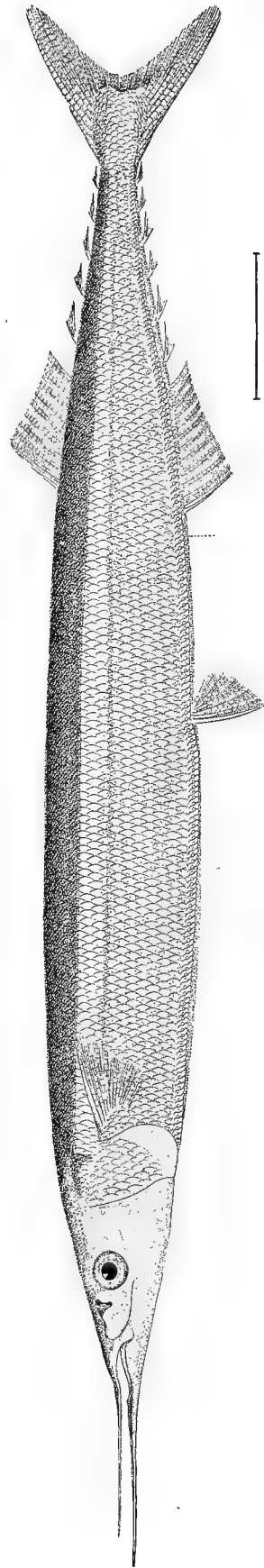
THE TWO-SPINED STICKLE-BACK.

Gasterosteus aculeatus, L.
Drawing by H. L. Todd, from No. 20875, U. S. National Museum, collected at Wood's Holl, Mass., December 3, 1877, by Vinal N. Edwards.




THE SILVER GAR-FISH.

Tylosurus longirostris (Mitch.), J. & G. (P. 458.)
Drawing by H. L. Todd, from specimens in National Museum.



THE SKIPPER OR SAURY.

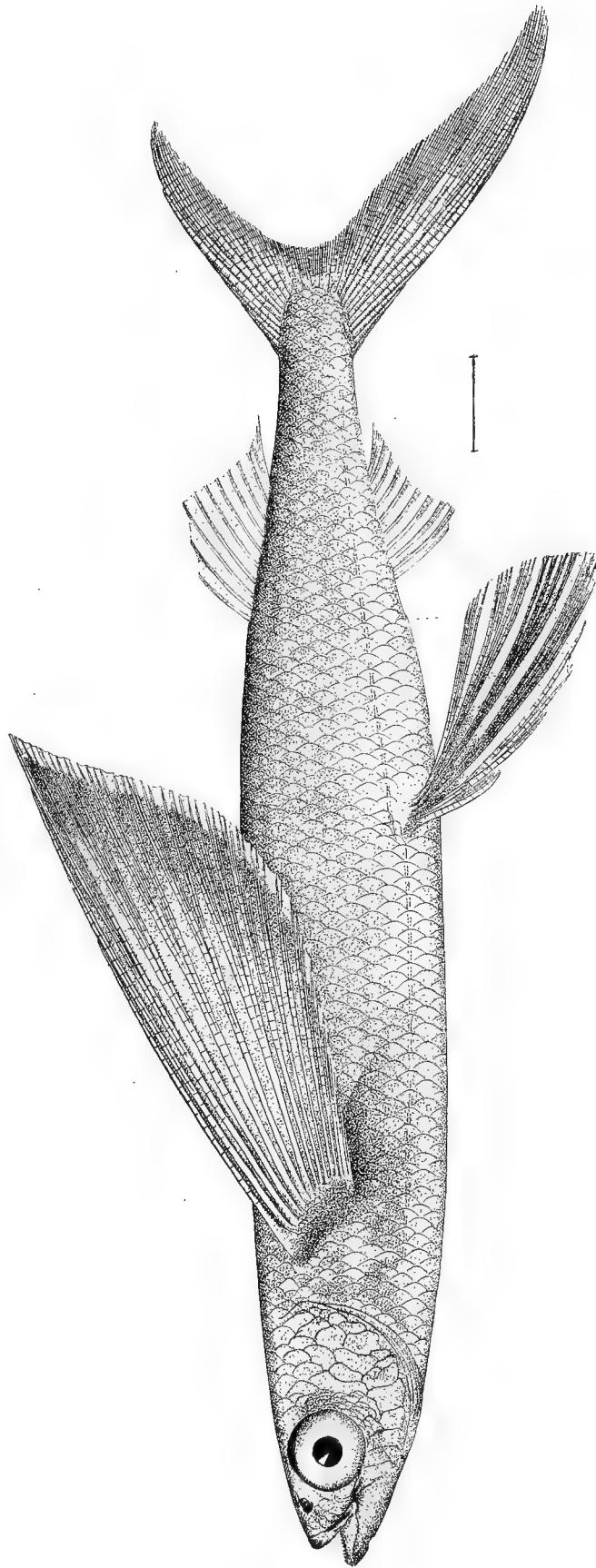
Scomberesox saurus (Walb.), Fleming. (P. 460.)
Drawing by H. L. Todd, from No. 19853, U. S. National Museum, collected at Wood's Holl, Mass., November 3, 1875, by Vinal N. Edwards.



THE HALF BEAK.

Hemiramphus unifasciatus (Ranzani). (p. 461.)


Drawing by H. L. Todd, from No. 16944, U. S. National Museum, collected in Chesapeake Bay, August, 1876, by Otto Luggen.



THE CALIFORNIA FLYING-FISH.

Exocoetis californiensis, Cooper. (p. 459.)

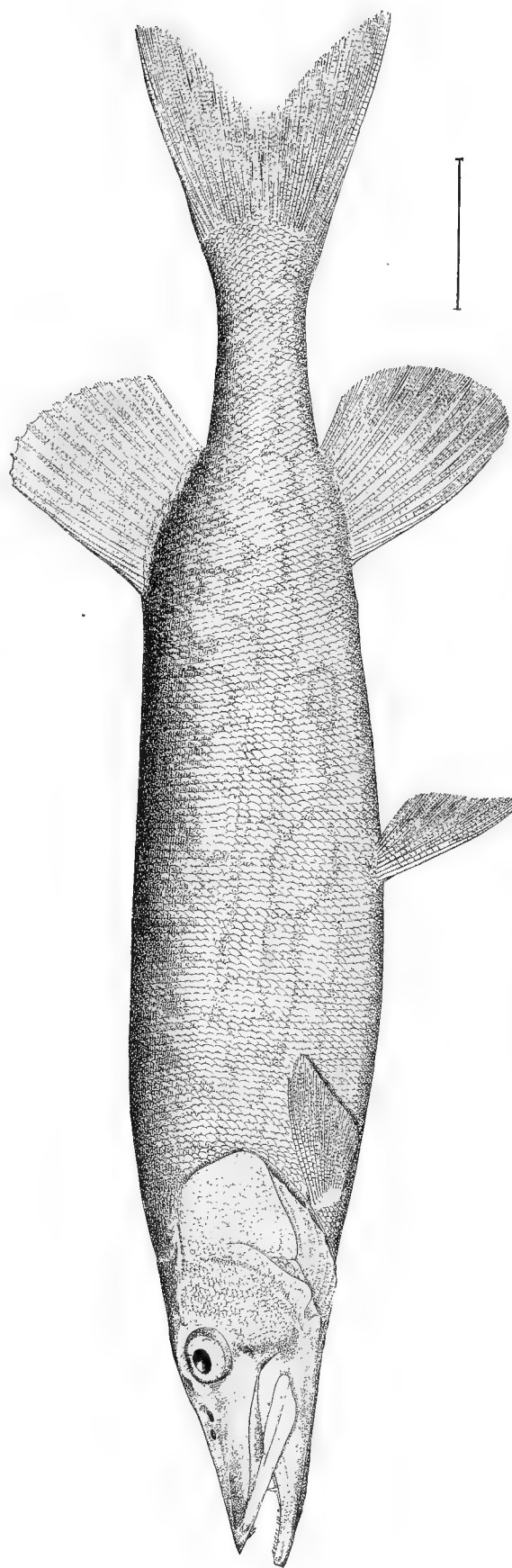
Drawing by H. L. Todd, from No. 26907, U. S. National Museum, collected at Santa Barbara, Cal., 1880, by Jordan and Gilbert.



THE PIKE.

Esox lucius, L. (p. 461.)

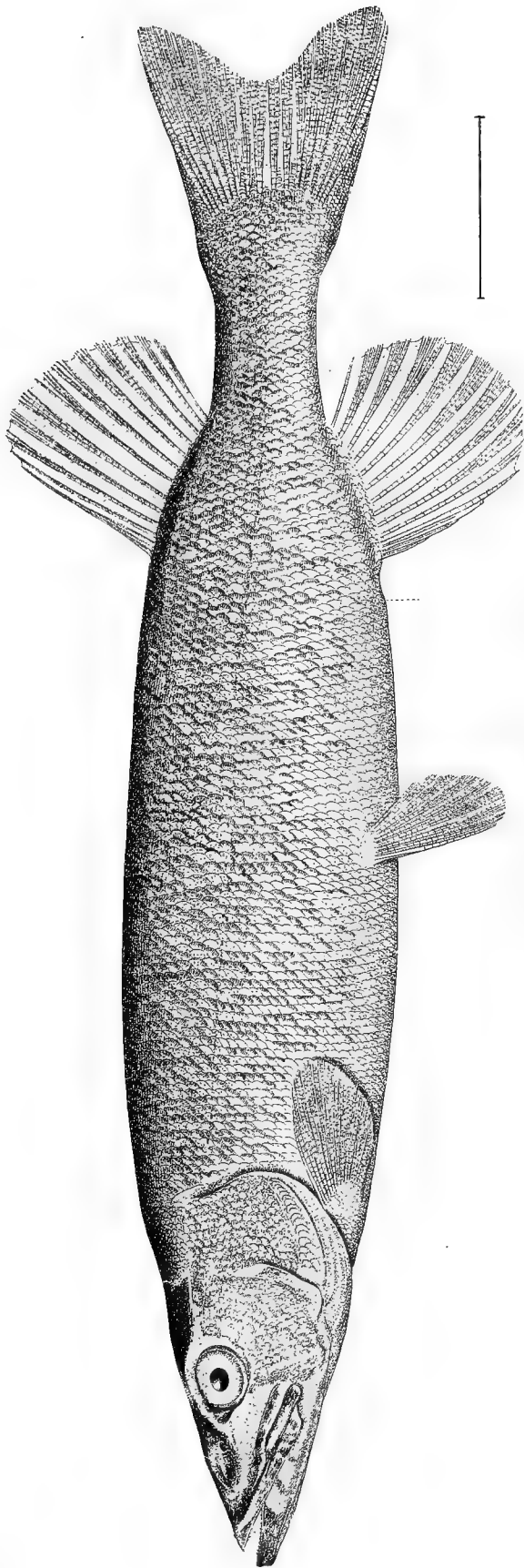
Drawing by H. L. Todd, from No. 9289, U. S. National Museum, collected at Ecorse, Mich., by George Clark.



THE PICKEREL OR FEDERATION PIKE.

Esox reticulatus, Le Sueur. (p. 464.)


Drawing by H. L. Todd, from No. 20381, U. S. National Museum.



THE WESTERN BROOK PICKEREL.

Esox umbrosus, Kirtland. (p. 464.)

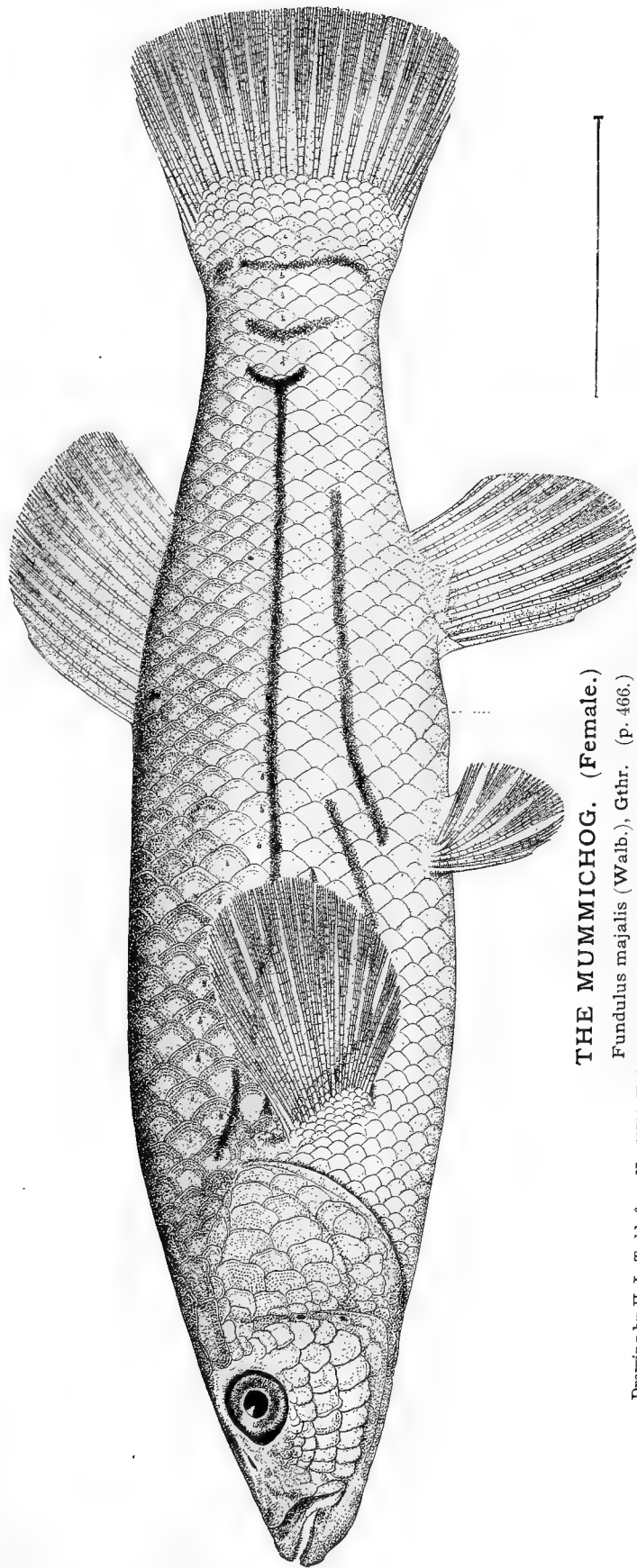
Drawing by H. L. Todd, from No. 20708, U. S. National Museum, collected by E. G. Blackford.



THE MUSKELLUNGE.


Esox nobilior, Thompson. (p. 464.)

Drawing by H. L. Todd, from No. 10607, U. S. National Museum, collected at Ecorse, Mich., by George Clark.



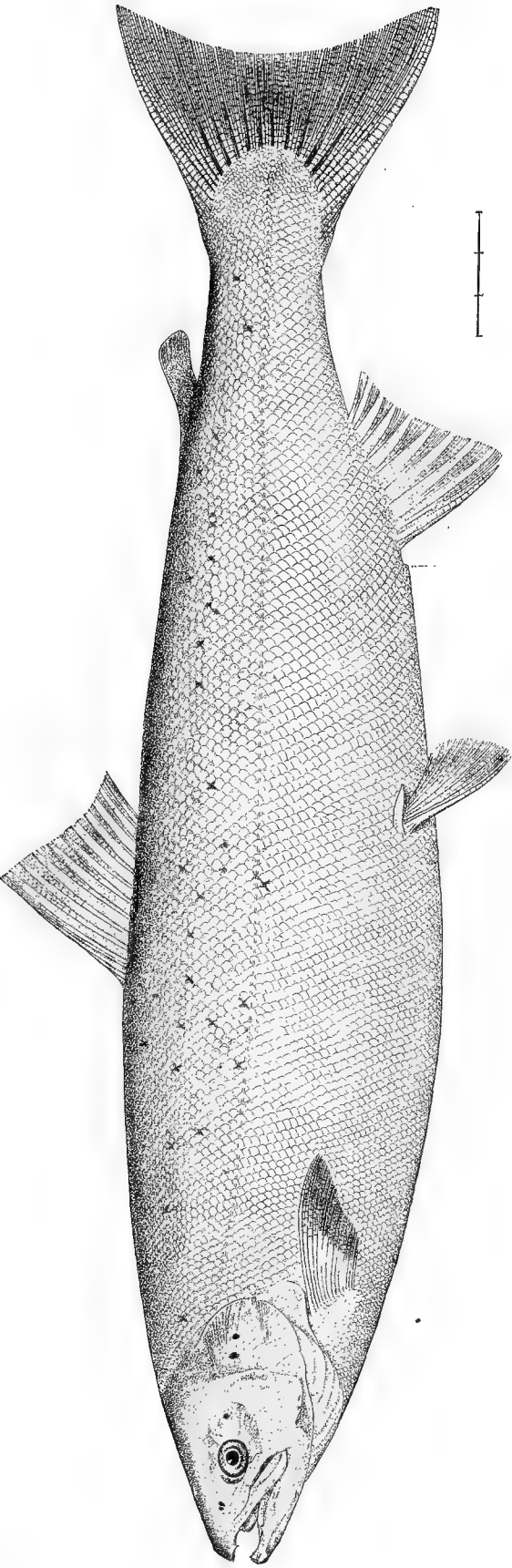
THE MUMMICHOG. (Female.)

Fundulus majalis (Walb.), Gthr. (p. 466.)
Drawing by H. L. Todd, from No. 13788, U. S. National Museum, collected at Wood's Hole, Mass., September 15, 1871, by U. S. Fish Commission.




THE BLACKFISH OF ALASKA.

Dallia pectoralis, Bean. (p. 466.)
Drawing by H. L. Todd, from No. 23498 A, U. S. National Museum, collected at Saint Michaels, Alaska, February, 1877, by L. M. Turner.




THE ATLANTIC SALMON.

Salmo salar, L. (p. 468.)
Drawing by H. L. Todd, from specimen in the U. S. National Museum, taken in the Delaware River.



THE QUINNAT OR CALIFORNIA SALMON.


Oncorhynchus chouicha (Walb.), J. & G. (p. 479.)
Drawing by H. L. Todd, from No. 24671, U. S. National Museum, collected at Necah Bay, December, 1879, by James G. Swan.



THE STEEL HEAD.

Salmo Gairdneri, Richardson. (p. 474.)


Drawing by H. L. Todd, from No. 27218, U. S. National Museum, collected in the Columbia River, 1880, by Prof. D. S. Jordan.



THE RAINBOW TROUT.

Salmo irideus, Gibbons. (p. 475.)


Drawing by H. L. Todd, from No. 29093, U. S. National Museum, collected in the McCloud River, Cal., 1881, by Livingston Stone.



THE BLACK-SPOTTED TROUT.

Salmo purpuratus, Pallas. (P. 475.)


Drawing by H. L. Todd, from No. 27905, U. S. National Museum, collected at Sitka, Alaska, 1870, by L. A. Beardslee.



THE KAYKO OR DOG SALMON.

Oncorhynchus keta (Walb.), Gill & Jordan. (p. 476.)


Drawing by H. L. Todd, from No. 27617, U. S. National Museum, collected at Fort Alexander, Cook's Inlet, Alaska, July 4, 1880, by J. Cohen.



THE GORBUSCHA OR HUMP-BACKED SALMON.

Oncorhynchus gorbuscha (Walb.), Gill & Jordan. (p. 470.)


Drawing by H. L. Todd, from No. 27743, U. S. National Museum, collected at Cook's Inlet, July 6, 1880, by Dr. T. H. Bean.




THE KISUTCH OR SILVER SALMON.

Oncorhynchus kisutch (Walb.), J. & G. (p. 477.)

Drawing by H. L. Todd, from No. 27712, U. S. National Museum, collected at Eimulik, Unalashka, October 12, 1880, by Dr. T. H. Bean.




(Hooked-jawed male.) Drawing by H. L. Todd, from specimen in U. S. National Museum, collected by Capt. C. Bendire, U. S. N., in the Wallowa River, Idaho.



(Female.) Drawing by H. L. Todd, from specimen in U. S. National Museum, collected by Capt. C. Bendire, U. S. N., in the Wallowa River, Idaho.

THE KRASNAYA RYBA, RED-FISH OF IDAHO, OR BLUE BACK SALMON.


Oncorhynchus nerka (Walb.), Gill & Jordan. (p. 477.)



THE KRASNAYA RYBA OR BLUE BACK SALMON.

Oncorhynchus nerka (Walb.), J. & G.


Drawing by H. L. Todd, from fresh run male sent to U. S. National Museum from the Columbia River, April, 1884, by A. Booth, esq.



THE NAMAYCUSH OR LAKE TROUT.

Salvelinus namaycush (Walb.), Goode. (p. 485.)

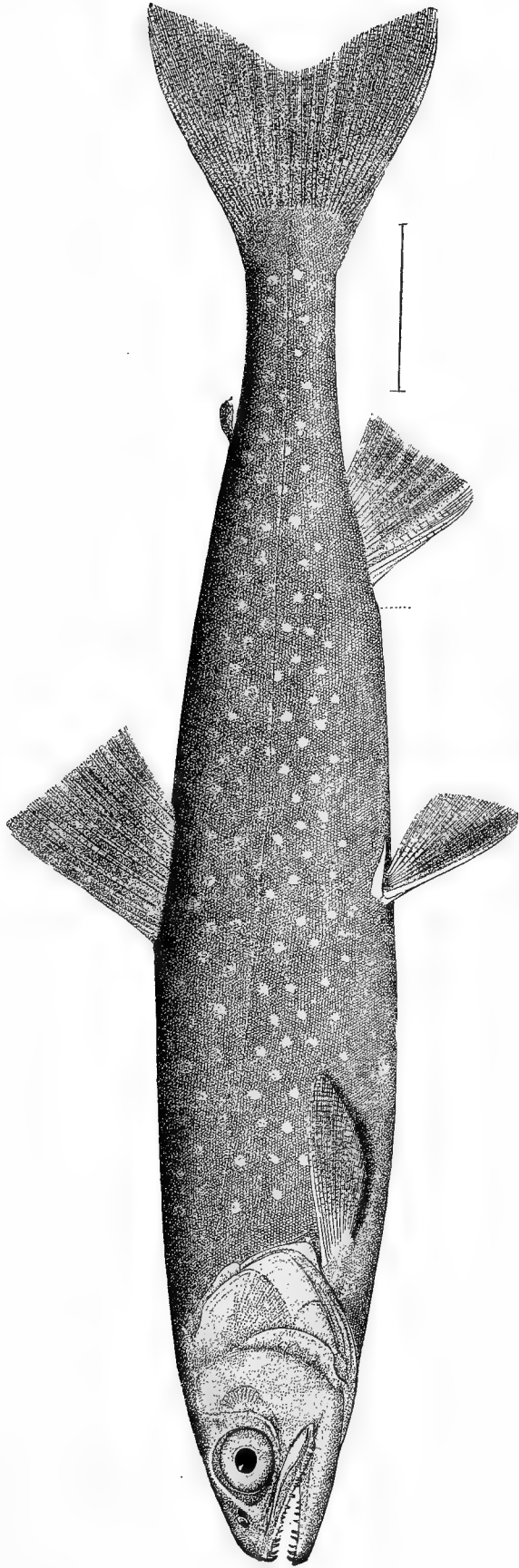
Drawing by H. L. Todd, from No. 17012, U. S. National Museum, collected at Raquette Lake, New York, February 23, 1877, by Verplanck Colvin.



THE SPECKLED TROUT.

Salvelinus fontinalis (Mitch.), Gill & Jordan. (p. 497.)


Drawing by H. L. Todd, from No. 28651, U. S. National Museum, obtained in New York Market, July, 1881, by E. G. Blackford.



THE OQUASSA TROUT.

Salvelinus oquassa (Grd.), Gill & Jordan. (p. 503.)

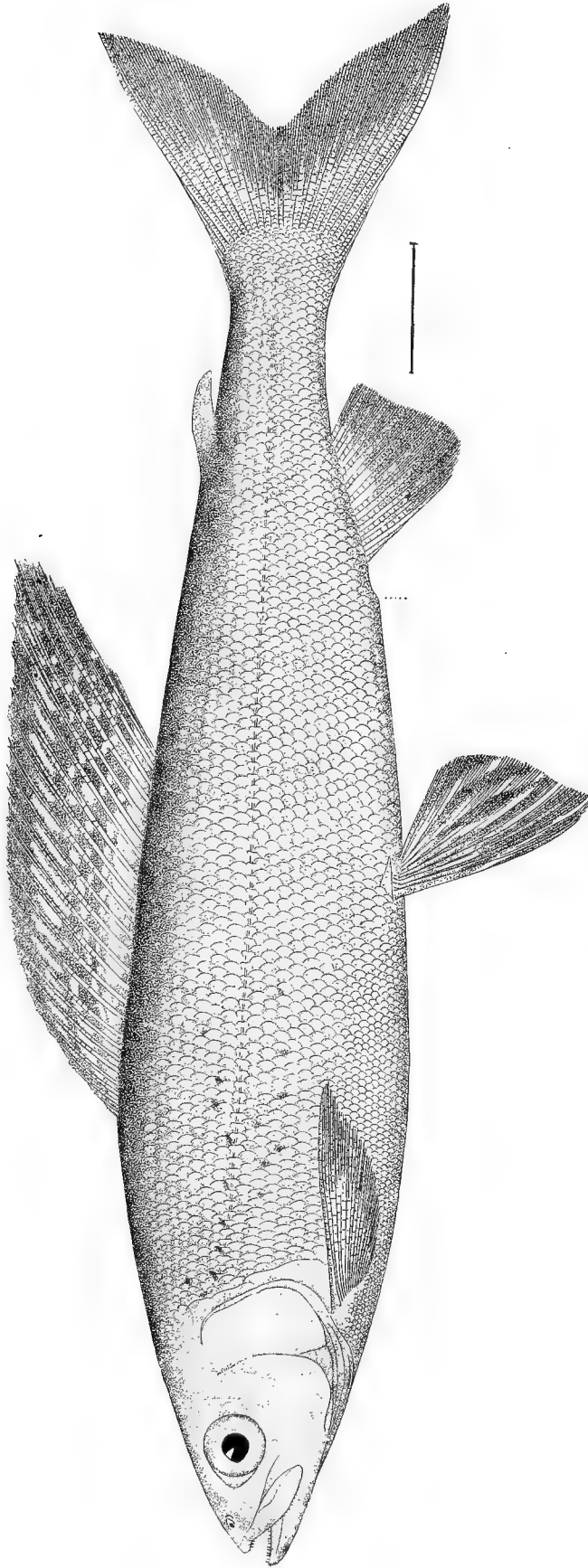
Drawing by H. L. Todd, from No. 20688, U. S. National Museum, collected at Oquassoc Lake, New York, November 9, 1877, by E. G. Blackford.



THE MALMA OR DOLLY VARDEN TROUT.

Salvelinus malma (Walb.), J. & G. (p. 504.)


Drawing by H. L. Todd, from No. 27740, U. S. National Museum, collected at Fort Chatham, Cook's Inlet, Alaska, 1880, by Dr. T. H. Bean.



THE GRAYLING.

Thymallus tricolor, Cope. (p. 505.)


Drawing by H. L. Todd, from No. 11115, U. S. National Museum, obtained from Au Sable River, Michigan, by J. W. Milner.



THE ALASKA GRAYLING.


Thymallus signifer, Richardson. (p. 505.)

Drawing by H. L. Todd, from No. 3333, U. S. National Museum, collected at Fort Simpson, June, 1860, by B. R. Ross.



THE WHITEFISH.

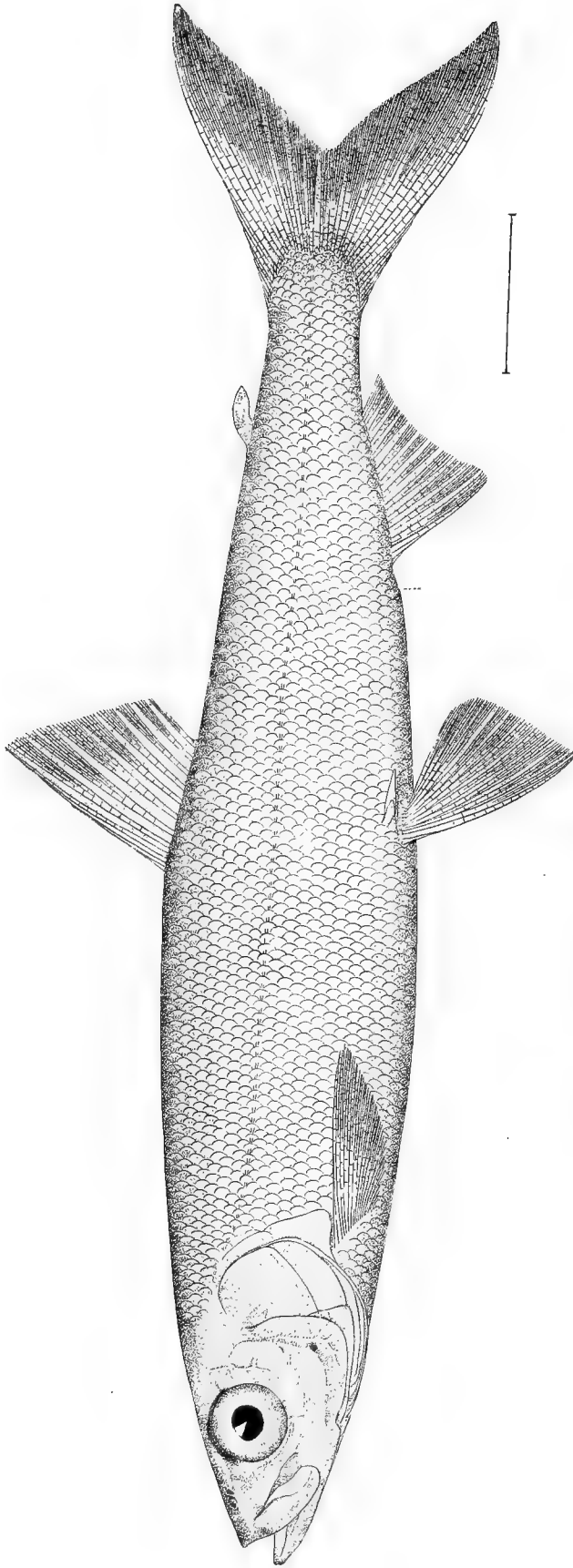
Coregonus clupeiformis (Mitch.), Milner. (P. 507.)
Drawing by H. L. Todd, from No. 10300, U. S. National Museum, collected at Ecorse, Mich., by George Clark.



THE CISCO OR LAKE HERRING.

Coregonus Artedii, Lesueur.


Drawing by H. L. Todd, from No. 33968, U. S. National Museum, collected at Nearfield Bay, Wisconsin, by J. W. Milner.



THE MOON-EYE OR CISCO OF LAKE MICHIGAN.

Coregonus hoyi (Gill.), Jordan.


Drawing by H. L. Todd, from No. 32162, U. S. National Museum, collected at Seneca Lake, New York, June, 1878, by Prof. H. L. Smith.



THE ALASKA WHITEFISH.

Coregonus Merki, Gthr. (p. 542.)


Drawing by H. L. Todd, from No. 27608, U. S. National Museum, collected at Alaska, 1880, by U. S. Steamer Corwin.



THE LAURETTA WHITEFISH.

Coregonus Laurettae, Bean. (p. 542.)

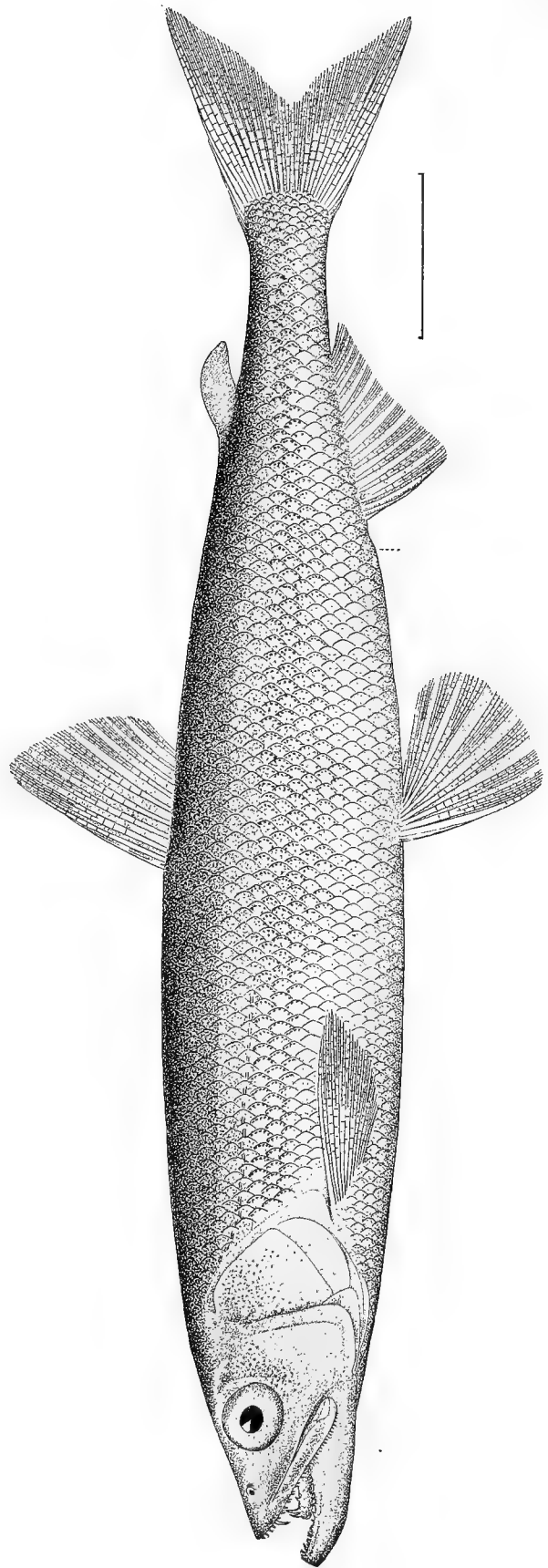
Drawing by H. L. Todd, from No. 27695, U. S. National Museum, collected at Point Barrow, Alaska, July, 1880, by U. S. Steamer Corwin.



THE EASTERN SMELT.

Osmerus mordax (Mitch.), Gill. (p. 543.)

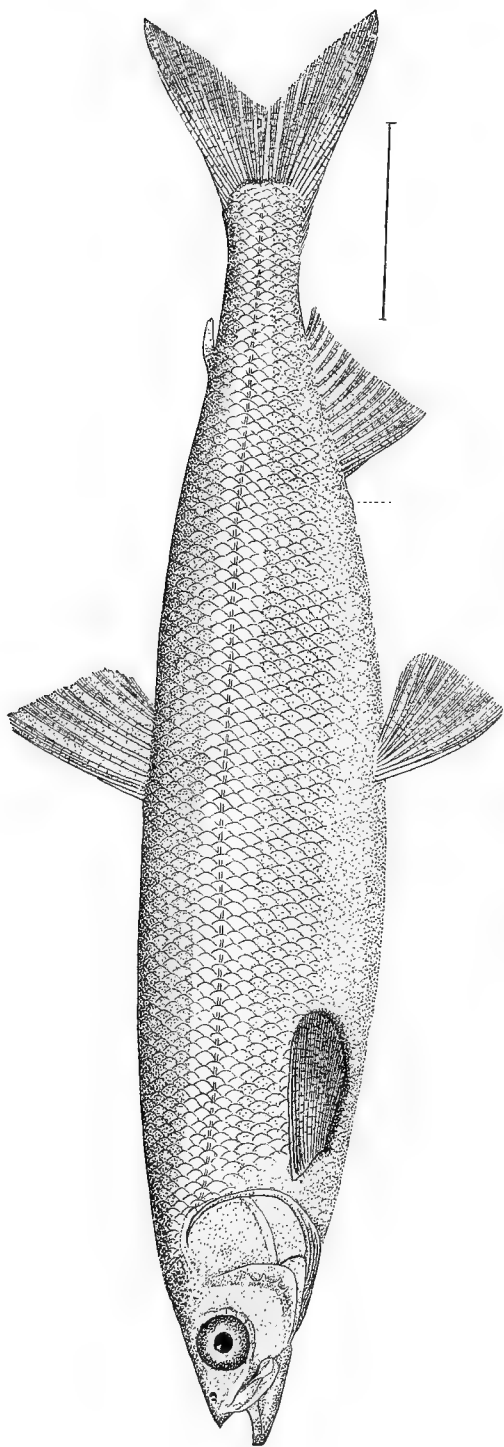
Drawing by H. L. Todd, from No. 21435, U. S. National Museum, collected at Wood's Holl, Mass., 1878, by Vinal N. Edwards.



THE ALASKA SMELT.

Osmerus dentex, Steindachner. (p. 544.)

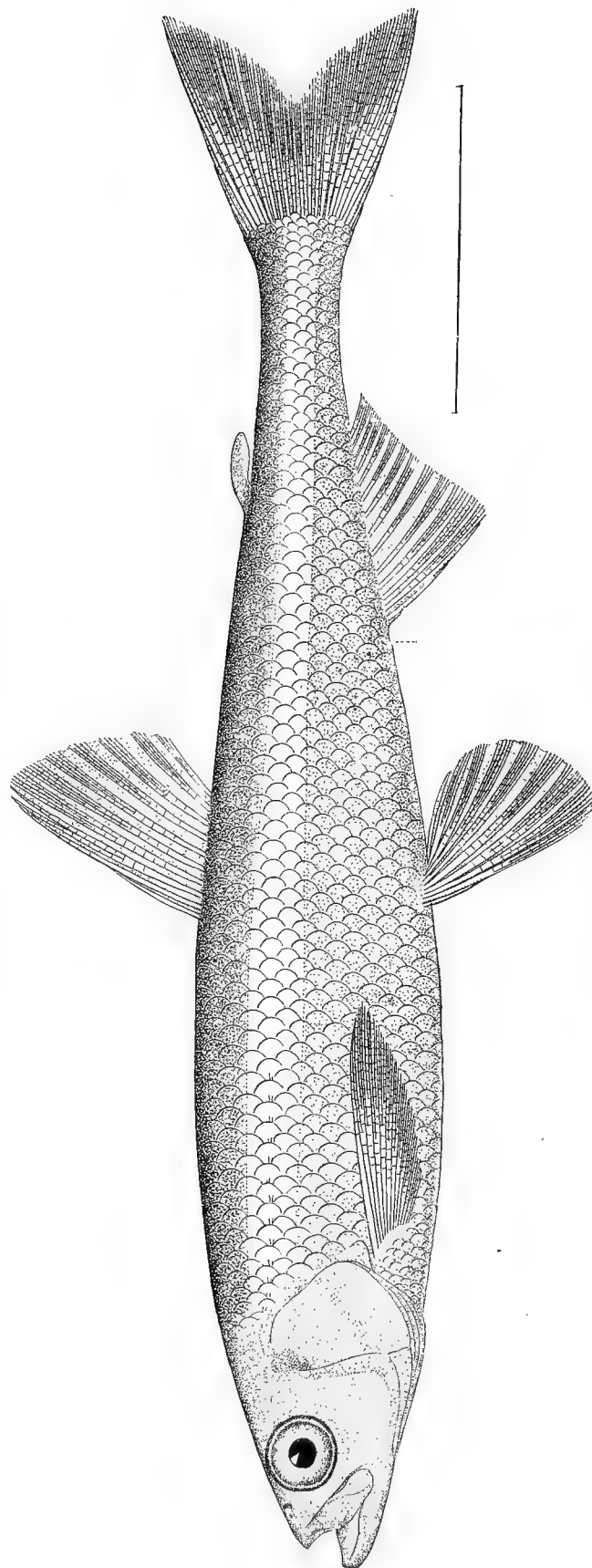
Drawing by H. L. Todd, from No. 27914, U. S. National Museum, collected at Fort Clarence, Alaska, 1880, by Dr. T. H. Bean.



THE CALIFORNIA SURF SMELT.

Hypomesus pretiosus (Grd.), Gill. (p. 544.)

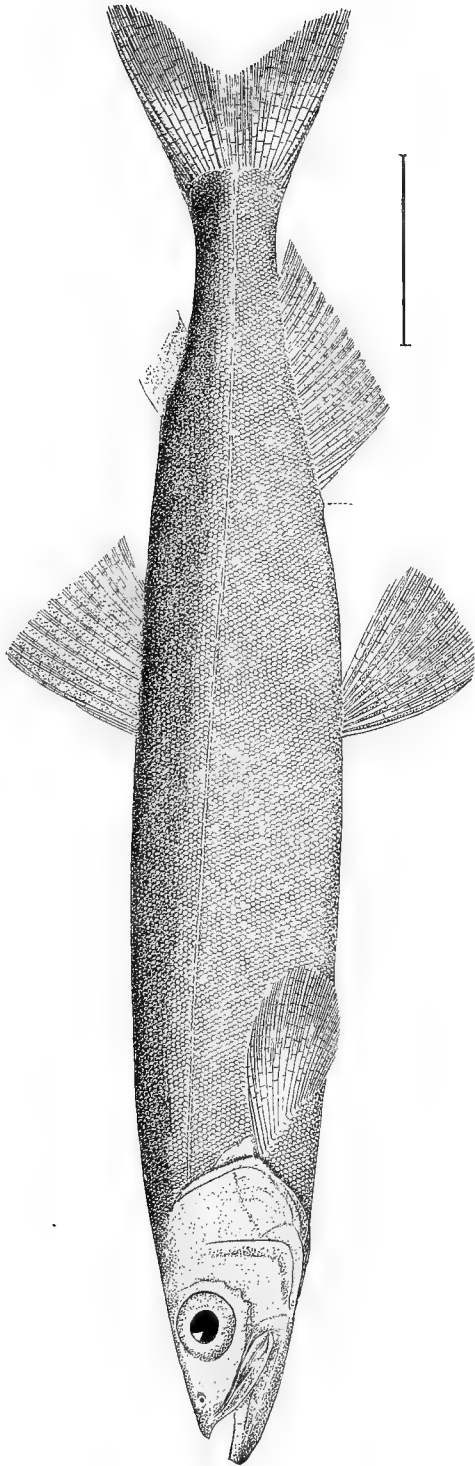
Drawing by H. L. Todd, from No. 27995, U. S. National Museum, collected at Yakutat Bay, 1880, by Dr. T. H. Bean.



THE ALASKA SURF SMELT.

Hypomesus olidus (Pallas), Gthr.

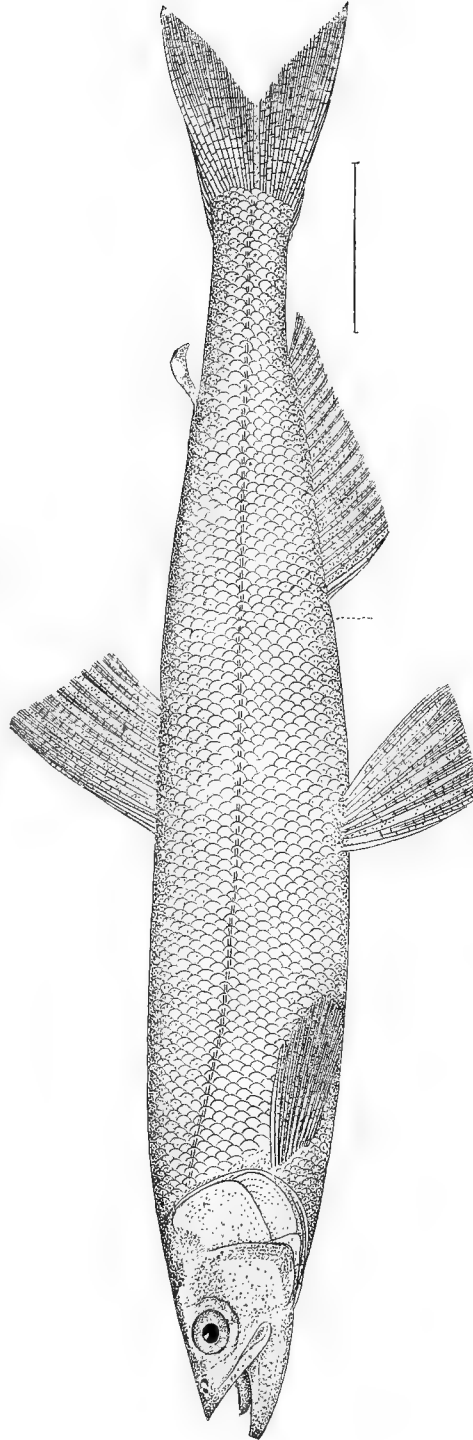
Drawing by H. L. Todd, from No. 23973, U. S. National Museum, collected at Saint Michael's, Alaska, May 20, 1877, by L. M. Turner.



THE CAPELIN.

Mallotus villosus (Müller), Cuv. (p. 544.)

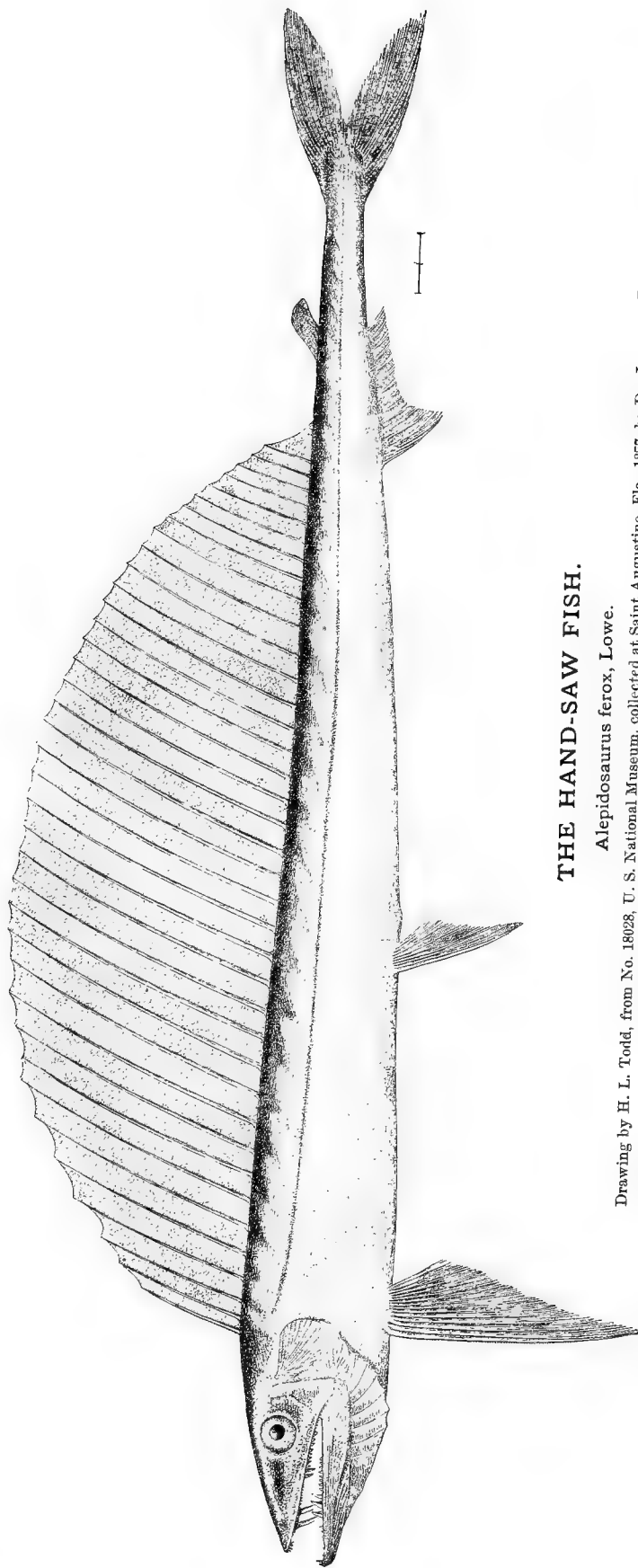
Drawing by H. L. Todd, from No. 3418, U. S. National Museum, collected at Grosswater Bay, by Dr. E. Cones.



THE EULACHON.

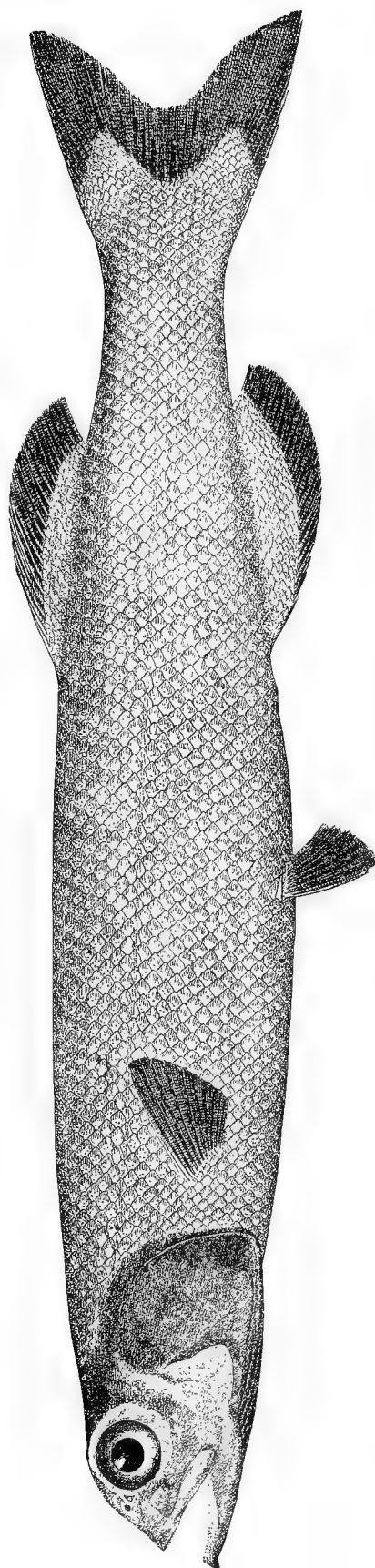
Thaleichthys pacificus (Rich.), Girard. (p. 547.)

Drawing by H. L. Todd from No. 28001, U. S. National Museum, collected at Chilkat River, Alaska, June, 1880, by Marcus Baker.



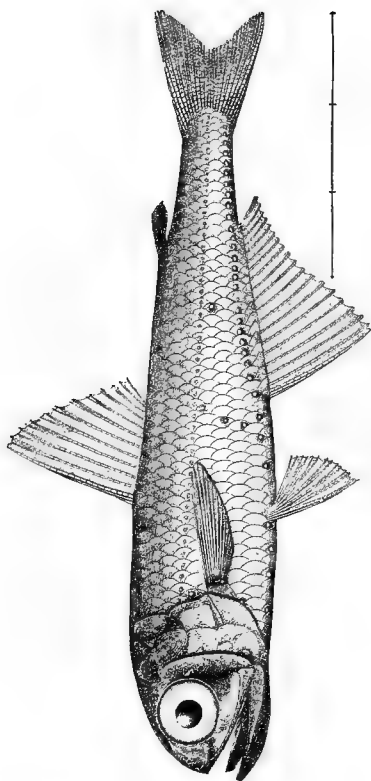
THE HAND-SAW FISH.

Alepidosaurus ferox, Lowe.
Drawing by H. L. Todd, from No. 18028, U. S. National Museum, collected at Saint Augustine, Fla., 1877, by Dr. Janeway, U. S. N.



BAIRD'S ALEPOCEPHALUS.


Alepocephalus bairdii, Goode & Bean.
Drawing by H. L. Todd, from No. 22468, U. S. National Museum, collected on Grand Bank, by Christian Johnson, of the schooner William Thompson.



MÜLLER'S SCOPELUS.

Scopelus Müllereri (Gmel.), Collett.

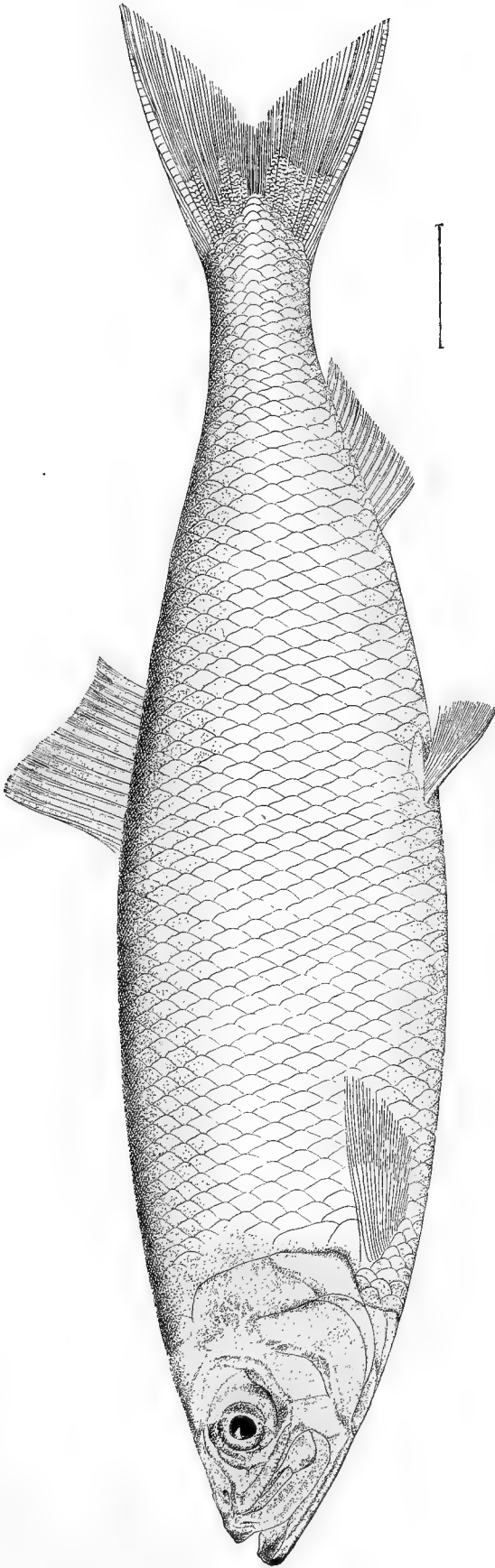
Drawing by H. L. Todd, from No. 20943, U. S. National Museum, collected by F. Mather.



THE SNAKE-FISH.

Trachinocephalus myops (Forster), Gill.

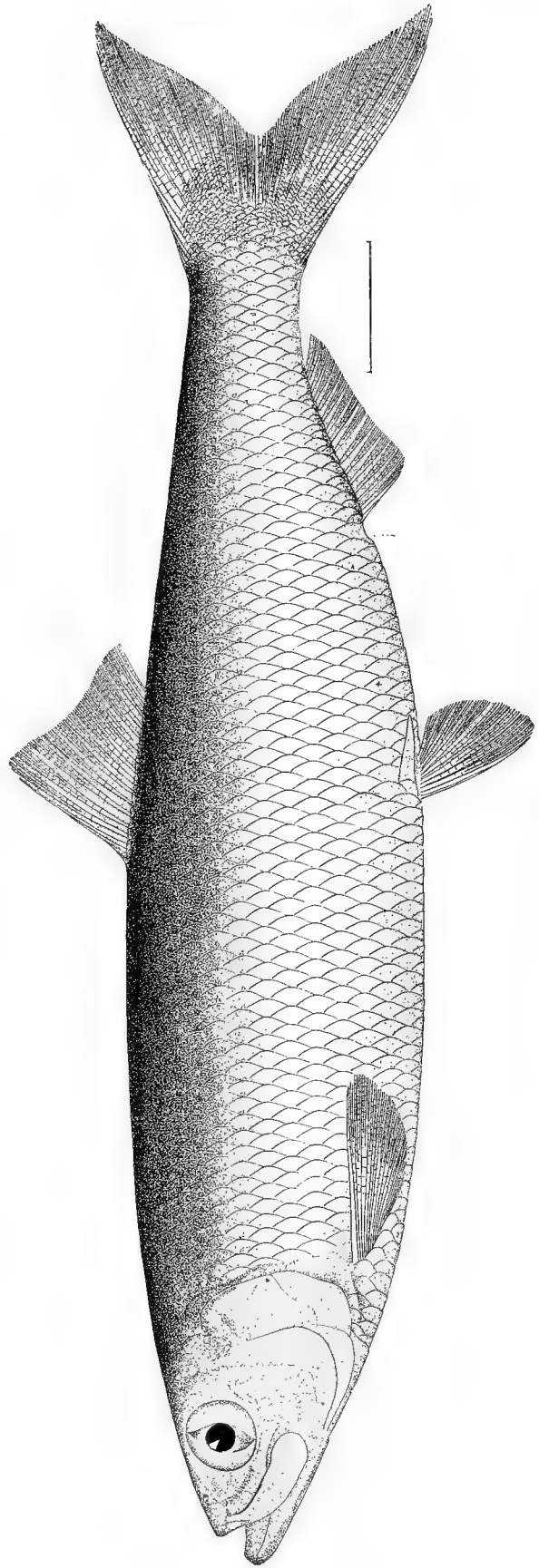
Drawing by H. L. Todd, from No. 16951, U. S. National Museum, collected at Wood's Holl, Mass., 1876, by Vinal N. Edwards.



THE HERRING.

Clupea harengus L. (p. 549.)


Drawing by H. L. Todd, from No. 16667, U. S. National Museum, collected in Washington Market, District of Columbia, June, 1875, by J. H. Richards.



THE CALIFORNIA HERRING.

Clupea mirabilis, Girard. (p. 568.)

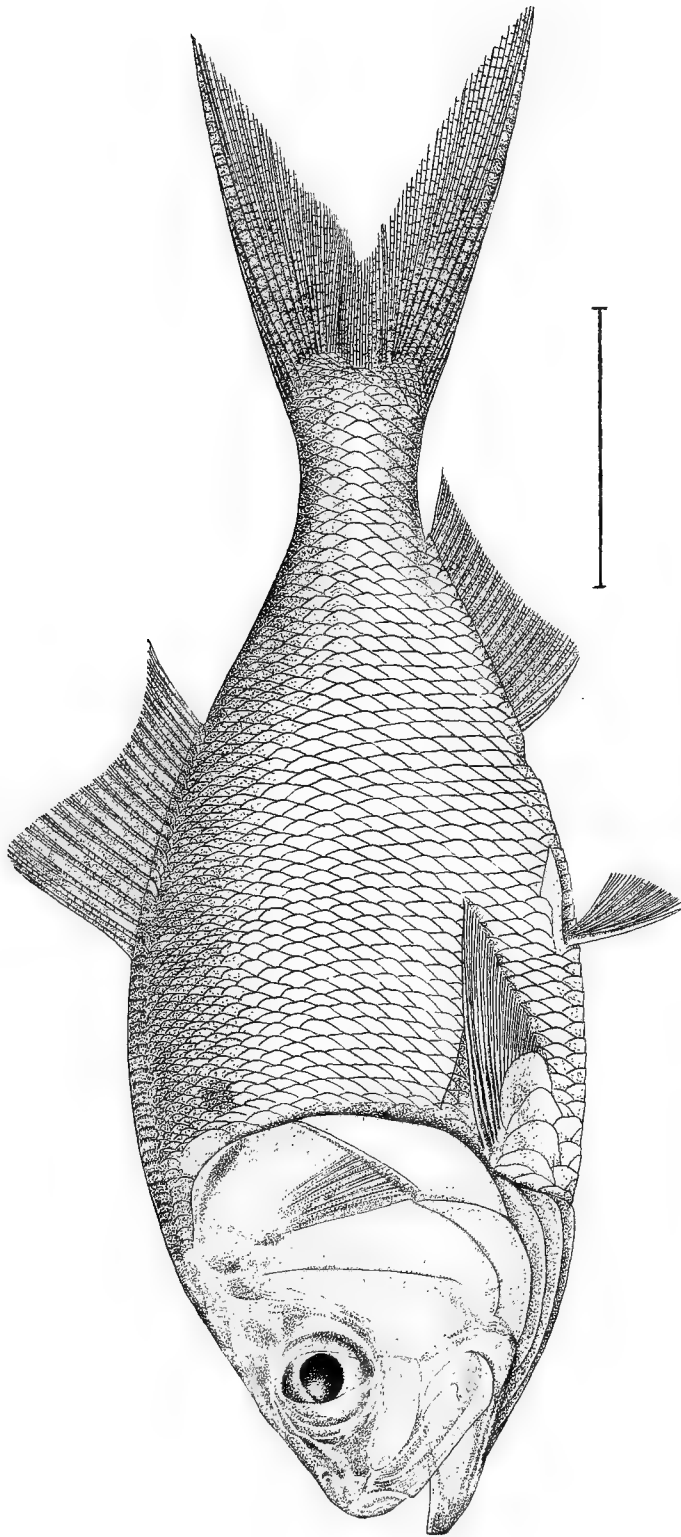
Drawing by H. L. Todd, from No. 24865, U. S. National Museum, collected at San Diego, Cal., January, 1880, by Jordan & Gilbert.



THE MENHADEN OR MOSSBUNKER.

Brevoortia tyrannus (Latrobe), Goode. (p. 569.)

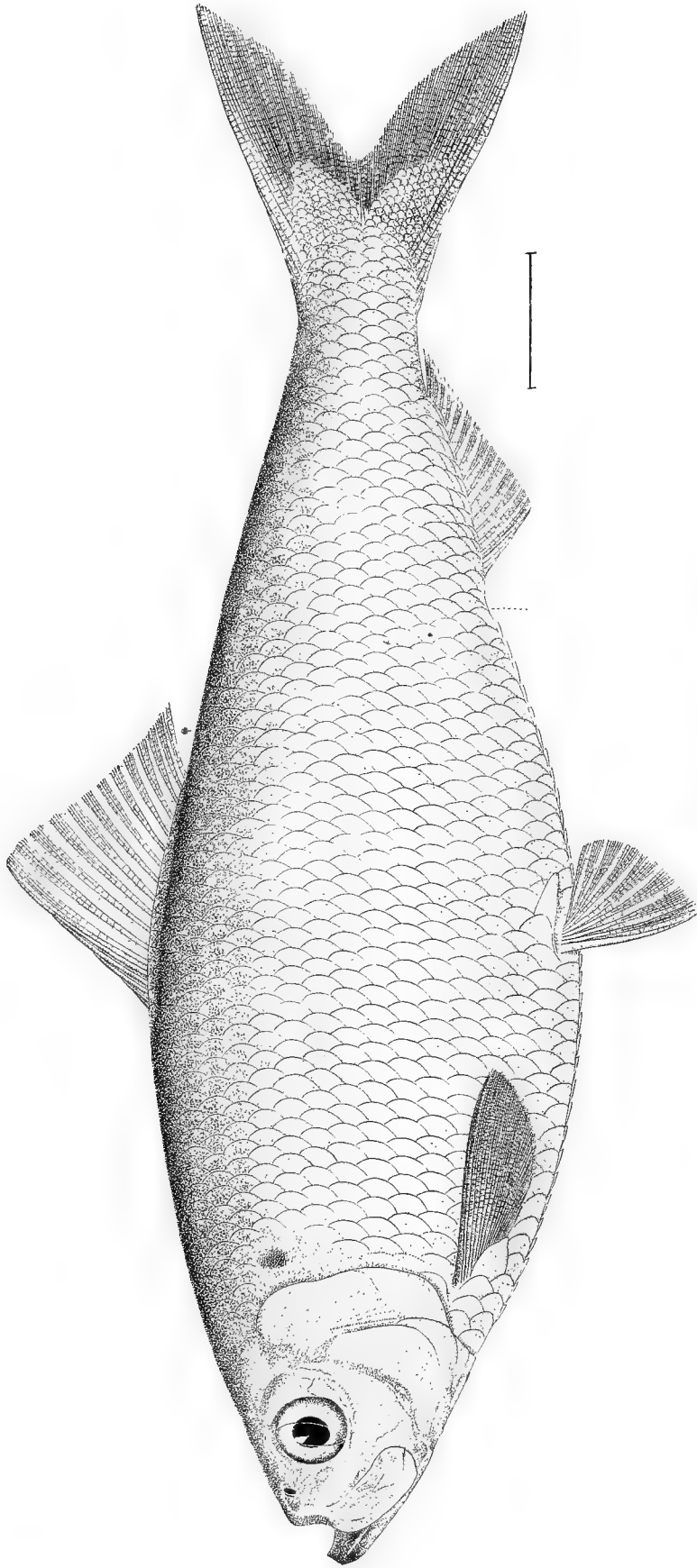
Drawing by H. L. Todd, from No. 20666, U. S. National Museum, collected at Wood's Holl, Mass., October 18, 1877, by Vinal N. Edwards.



THE GULF MENHADEN.

Brevoortia patronus, Goode. (p. 575.)


Drawing by H. L. Todd, from No. 892 A, U. S. National Museum, collected at Brazos Santiago, Tex., by General Van Vleet.



THE BRANCH HERRING. (Female.)

Clupea vernalis, Mitchell. (p. 579.)

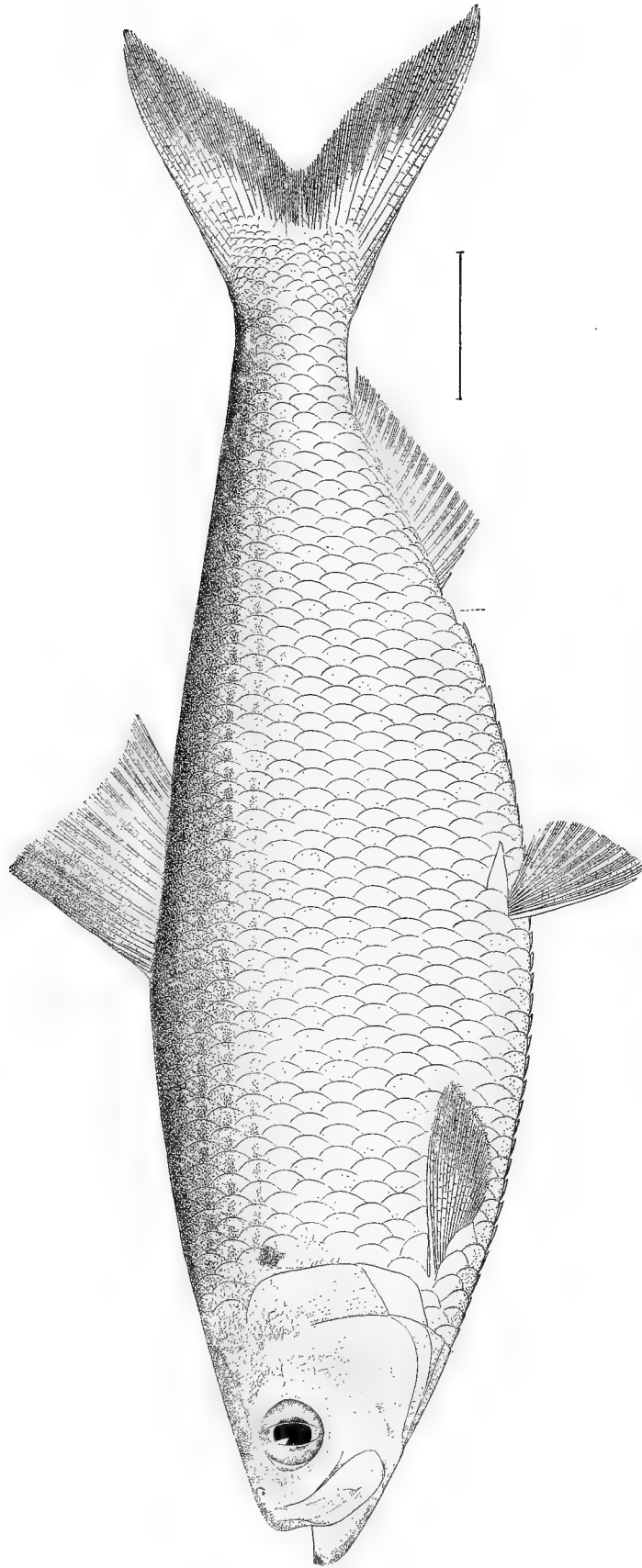
Drawing by H. L. Todd, from No. 27197, U. S. National Museum, obtained from Potomac River, March 29, 1880, by U. S. Fish Commission.



THE BRANCH HERRING. (Male.)

Clupea vernalis, Mitchell. (p. 579.)

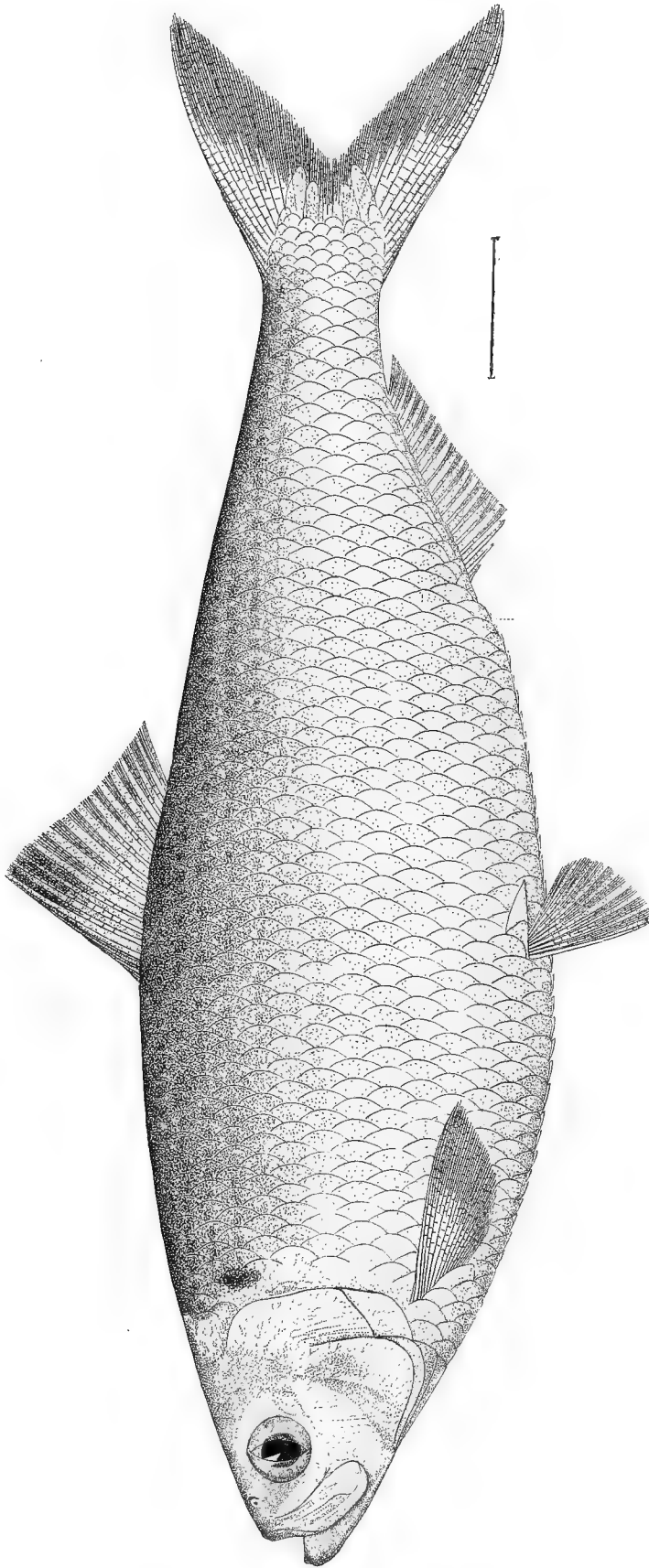
Drawing by H. L. Todd, from No. 25196, U. S. National Museum, obtained from Potomac River, March 27, 1880, by U. S. Fish Commission.



THE GLUT OR SUMMER HERRING. (Male.)

Clupea zestivalis, Mitchell. (p. 580.)

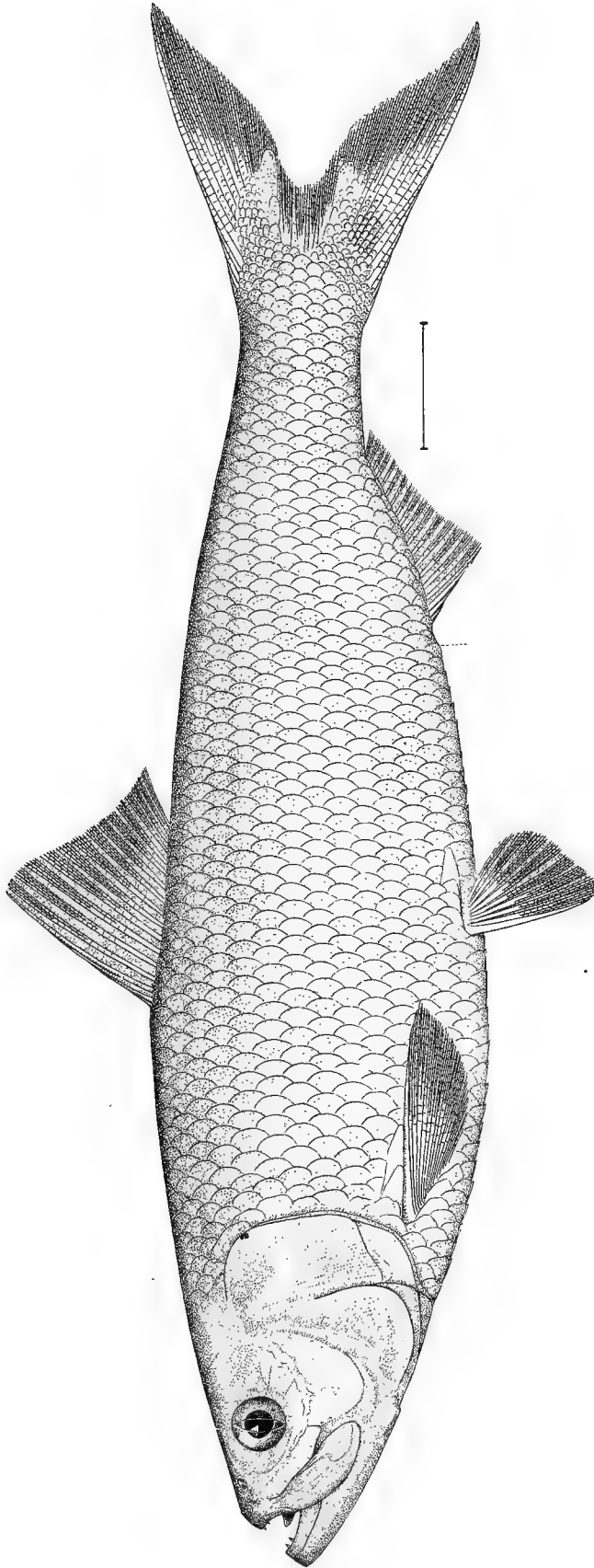
Drawing by H. L. Todd, from No. 32639, U. S. National Museum, obtained from the Washington Market, District of Columbia, April, 1883, by H. L. Todd.



THE GLUT HERRING. (Female.)

Clupea aestivalis, Mitchell. (p. 580.)

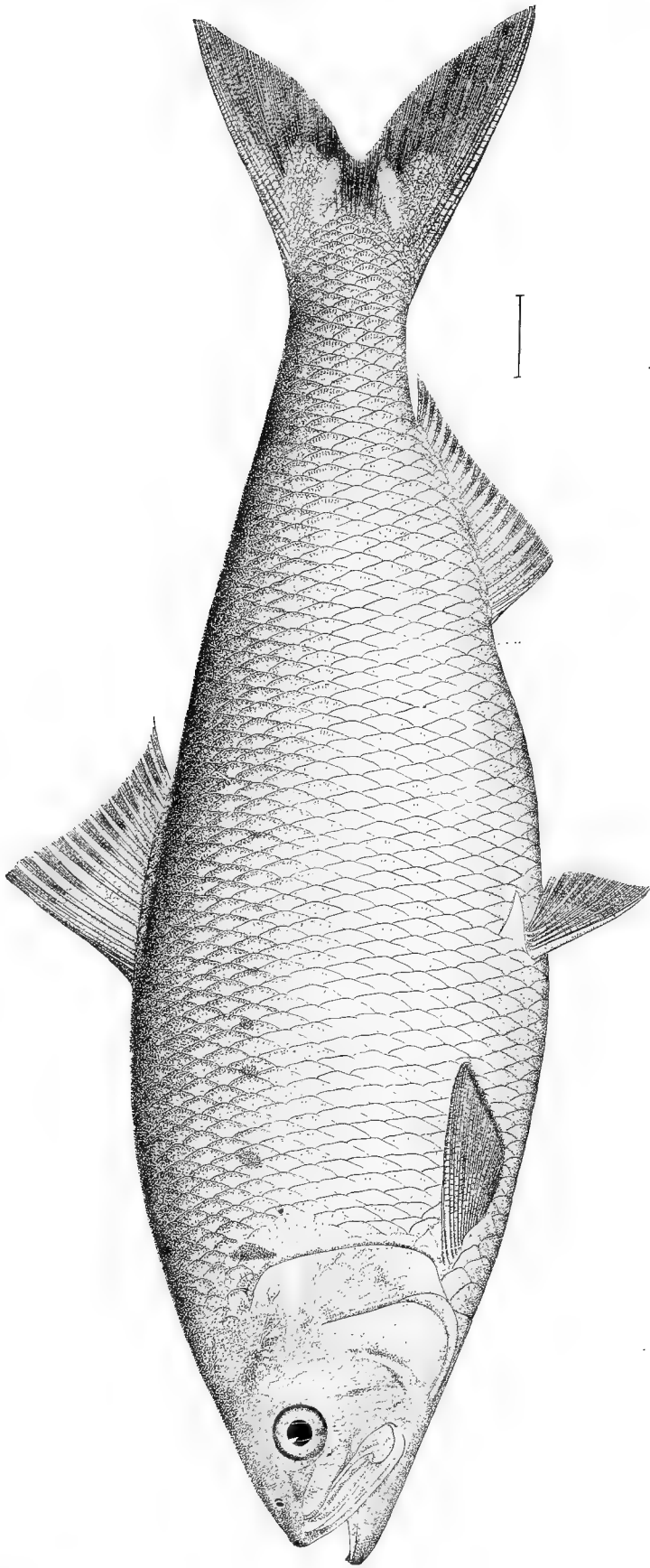
Drawing by H. L. Todd, from No. 32640, U. S. National Museum, obtained at Washington Market, District of Columbia, April 21, 1883, by H. L. Todd.



THE INLAND ALEWIFE OR SKIPJACK.

Clupea chrysochloris (Raf.), J. & G. (p. 594.)

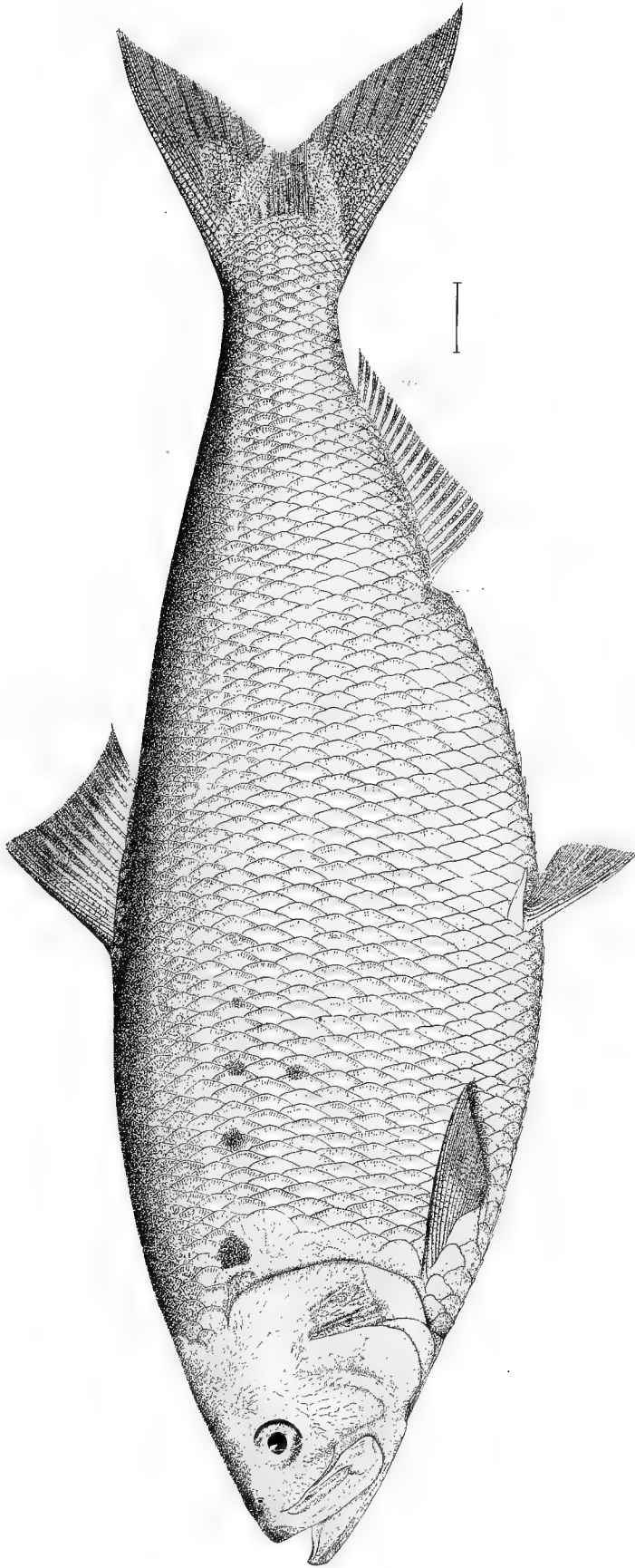
Drawing by H. L. Todd, from No. 30159, U. S. National Museum, collected at Pensacola, Fla., by Silas Stearns.



THE SHAD. (Male.)

Clupea sapidissima, Wilson. (p. 594.)

Drawing by H. L. Todd, from No. 25096, U. S. National Museum, collected at Norfolk, Va., March 12, 1880, by U. S. Fish Commission.



THE SHAD. (Female.)

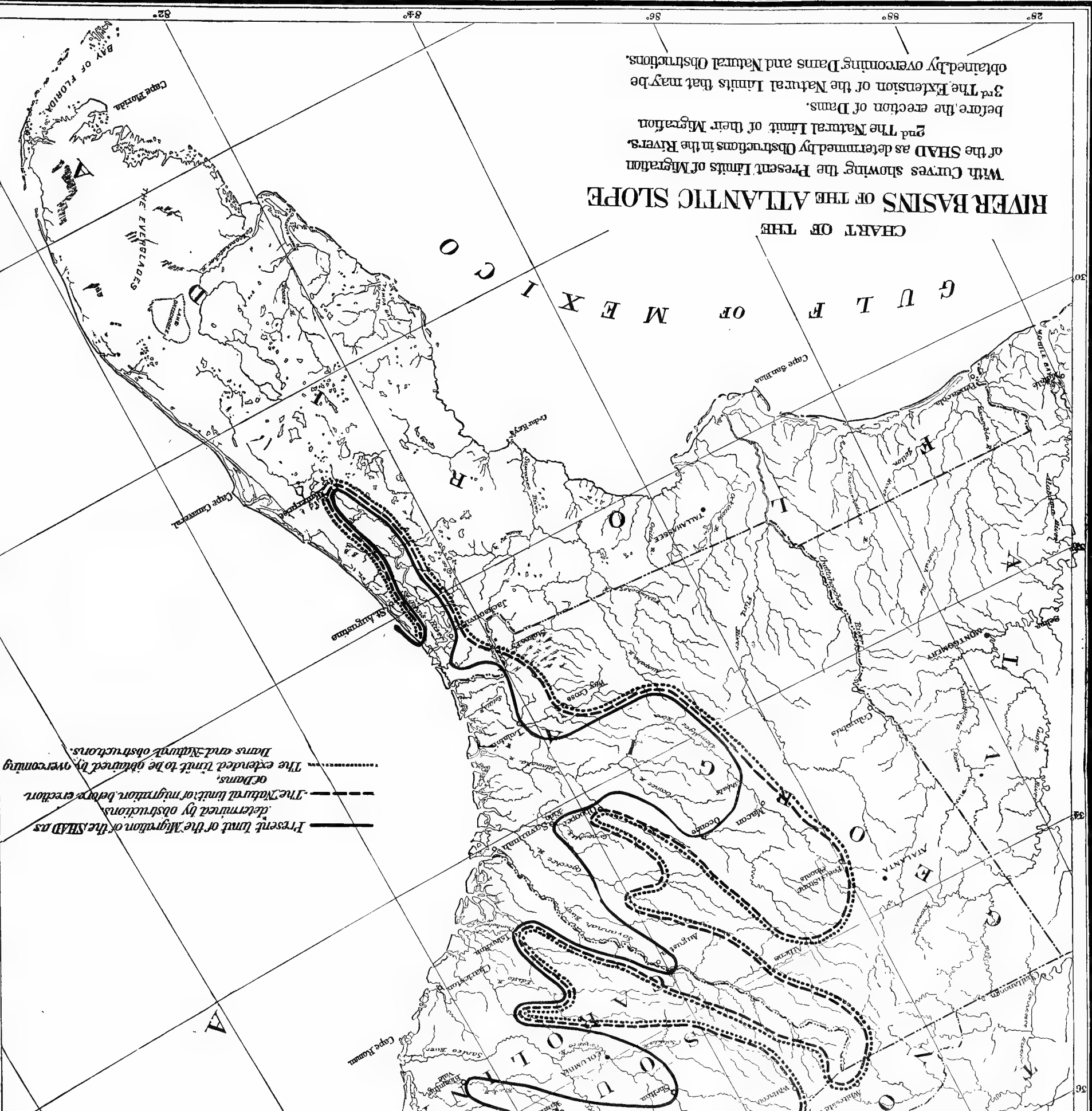
Clupea sapidissima, Wilson. (p. 594.)

Drawing by H. L. Todd, from No. 25095, U. S. National Museum, collected at Norfolk, Va., March 10, 1880, by U. S. Fish Commission.

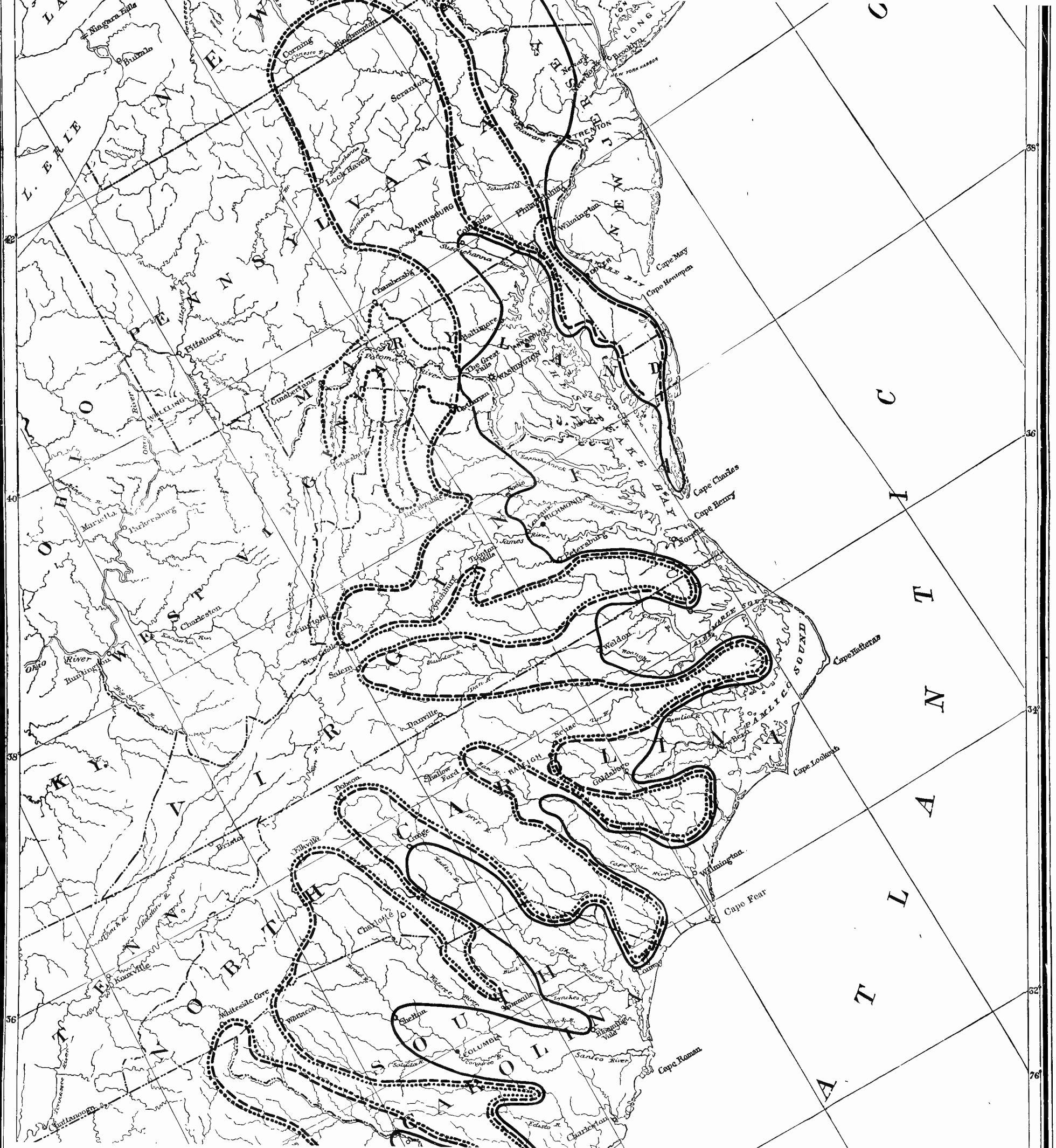
RIVER BASINS OF THE ATLANTIC SLOPE

CHART OF THE

With Curves showing the Present Limits of Migration of the SHAD as determined by Obstructions in the Rivers, and The Natural Limit of their Migration before the erection of Dams, and The Extension of the Natural Limits that may be obtained by overcoming Dams and Natural Obstructions.

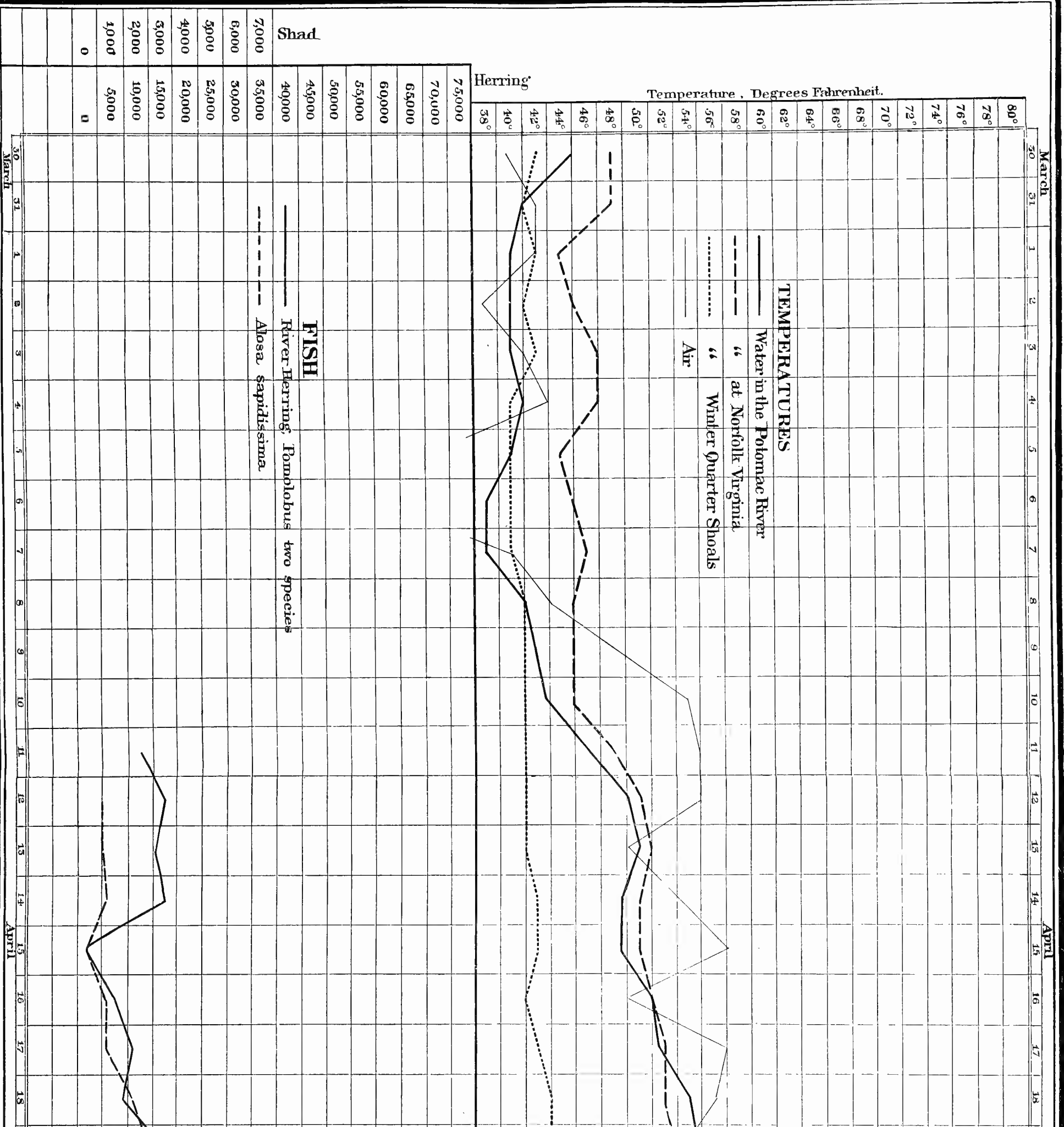


— Present limit of the Migration of the SHAD as determined by obstructions
 - - - The Natural limit of migration before erection of Dams
 The extended limit to be obtained by overcoming Dams and Natural obstructions.



MAP OF THE RIVER BASINS OF THE ATLANTIC SLOPE.

Prepared by Col. McDonald.



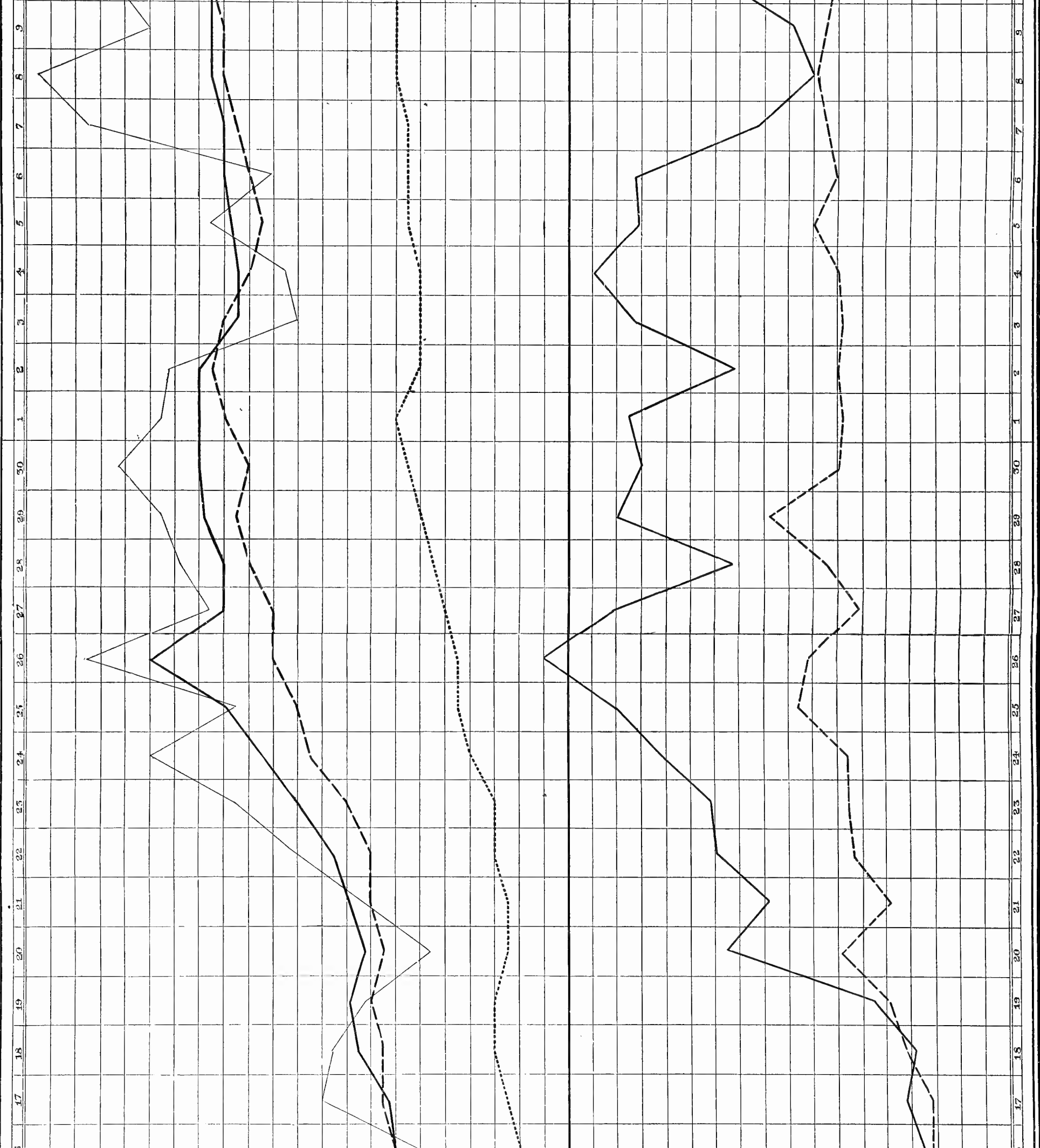
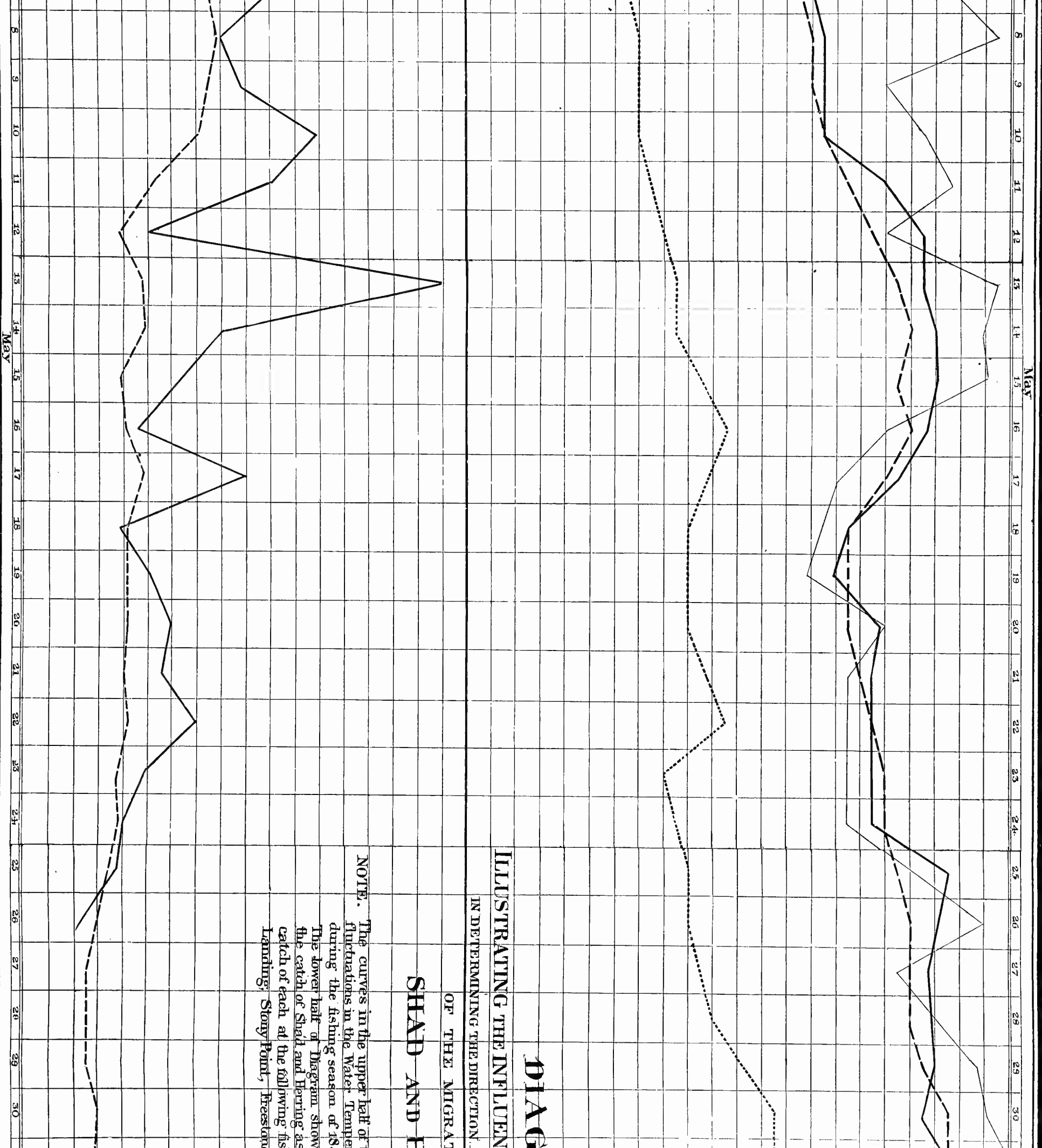


DIAGRAM ILLUSTRATING THE INFLUENCE OF HYDRO-THERMALS IN DETERMINING THE DIRECTION AND LIMITING THE RANGE

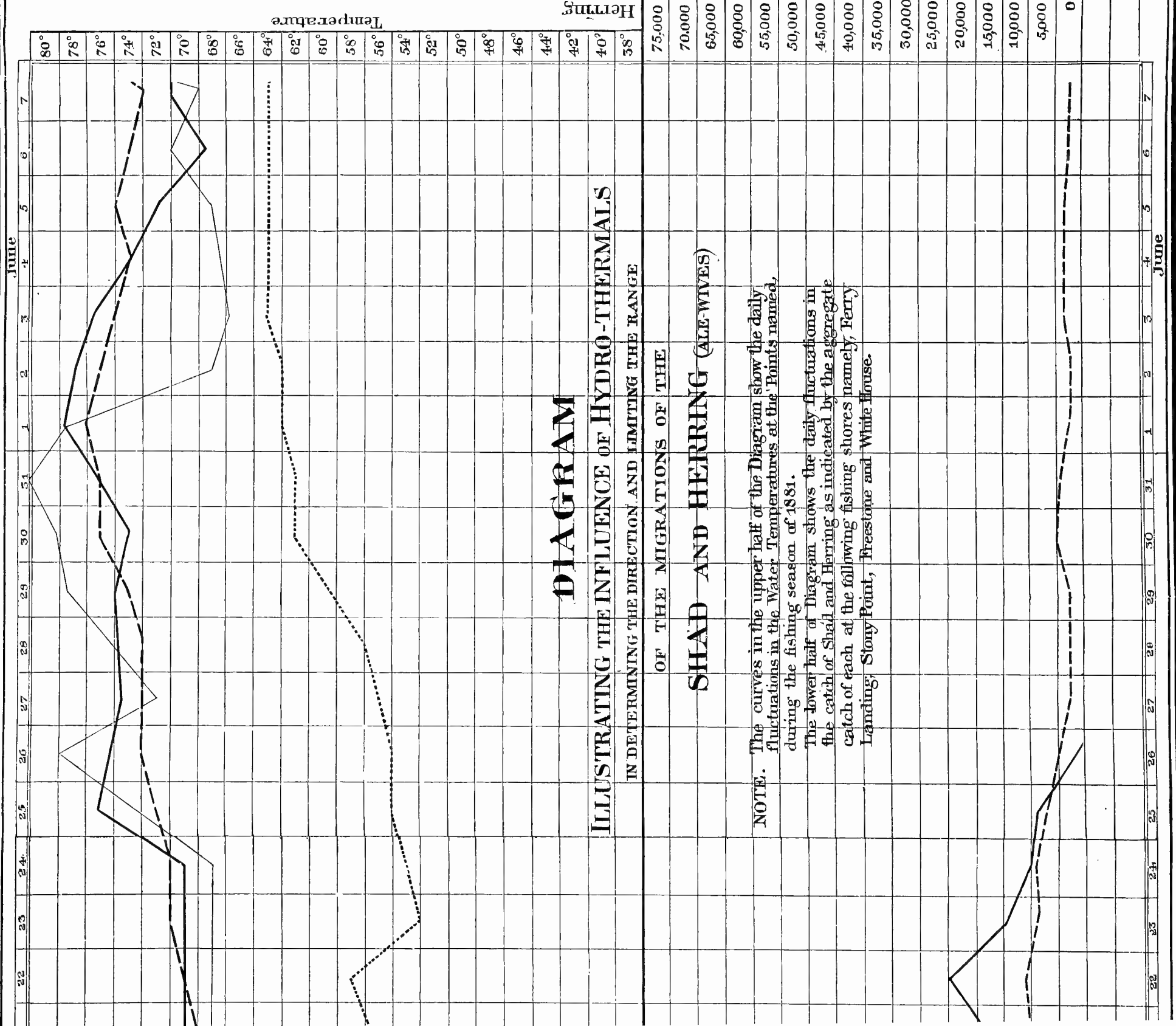
Prepared by Col. M. McDonald.



DIAG
ILLUSTRATING THE INFLUENCE
IN DETERMINING THE DIRECTION
OF THE MIGRATION
OF SHAD AND HERRING

NOTE. The curves in the upper half of the diagram show the fluctuations in the water temperature during the fishing season of 1888. The lower half of the diagram shows the catch of Shad and Herring as landed at Story Point, Freeport, Maine.

THE RANGE OF THE MIGRATIONS OF THE SHAD AND HERRING (ALEWIVES).



DIAGRAM

ILLUSTRATING THE INFLUENCE OF HYDRO-THERMALS

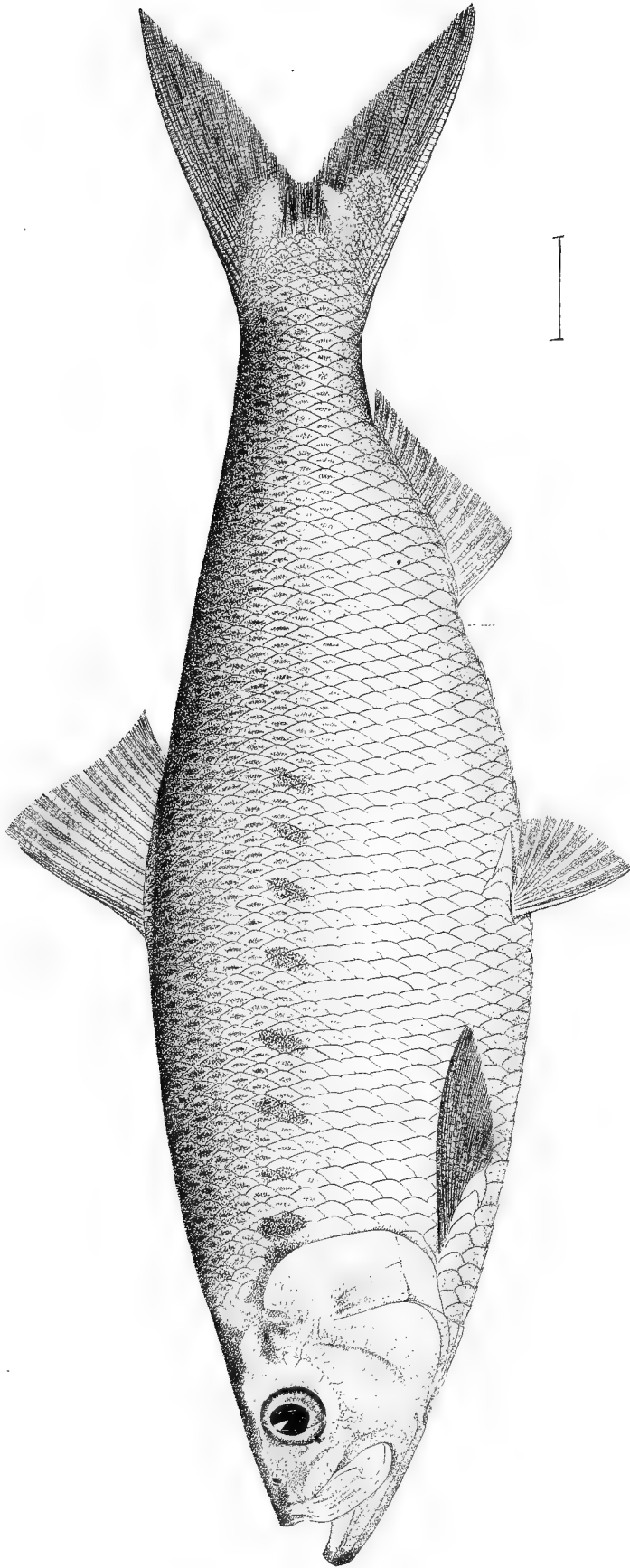
IN DETERMINING THE DIRECTION AND LIMITING THE RANGE

OF THE MIGRATIONS OF THE

SHAD AND HERRING (ALE-WIVES)

NOTE. The curves in the upper half of the Diagram show the daily fluctuations in the Water Temperatures at the Points named, during the fishing season of 1881.


The lower half of Diagram shows the daily fluctuations in the catch of Shad and Herring as indicated by the aggregate catch of each at the following fishing shores namely, Ferry Landing, Stony Point, Freestone and White House.



THE HICKORY SHAD OR MATTOWACCA. (Male.)

Clupea mediocris, Mitch. (p. 607.)

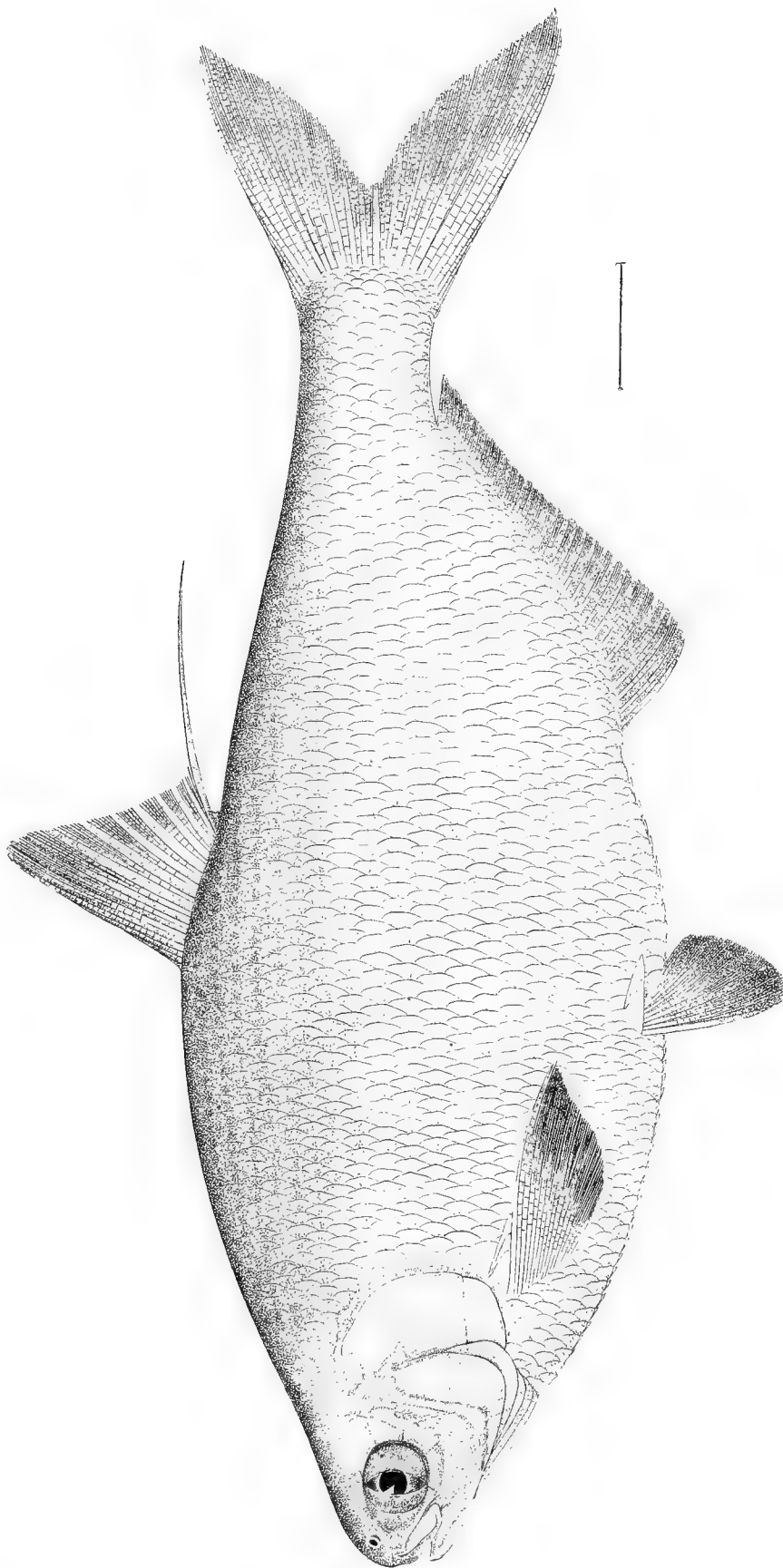
Drawing by H. L. Todd, from No. 25148, U. S. National Museum, obtained from Potomac River, March 19, 1880, by H. L. Todd.



THE HICKORY SHAD OR MATTOWACCA. (Female.)

Clupea mediocris, Mitch. (p. 607.)


Drawing by H. L. Todd, from No. 25132, U. S. National Museum, collected at Potomac River, March, 1880, by Dr. T. H. Bean.



THE MUD SHAD OR GIZZARD SHAD.

Dorosoma cepedianum (Le S.), Gill., subsp. heterurum. (p. 610.)


Drawing by E. L. Todd, from No. 20034, U. S. National Museum, collected at Cumberland River, Tennessee, May, 1877, by Mr. A. Winchell.

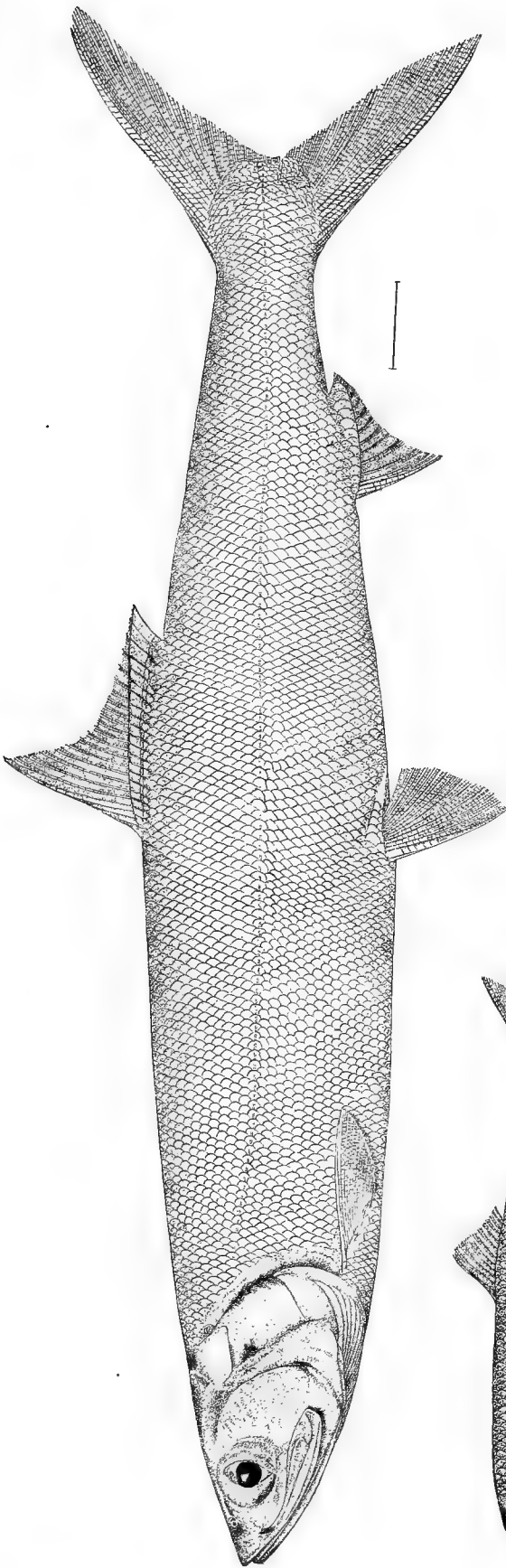


THE TARPUM OR GRAND-ECAILLE.

Megalops thrissoides (Schn.), Gthr. (p. 610.)

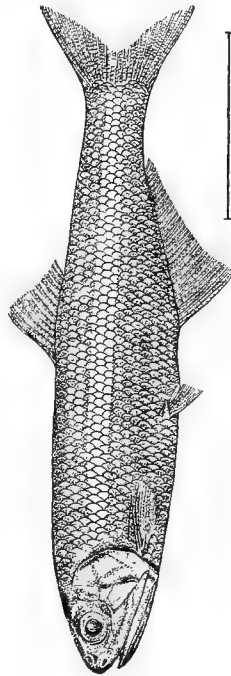
Drawing by H. L. Todd, from No. 14924, U. S. National Museum, collected at New Jersey, 1874, by Mr. E. G. Blackford.





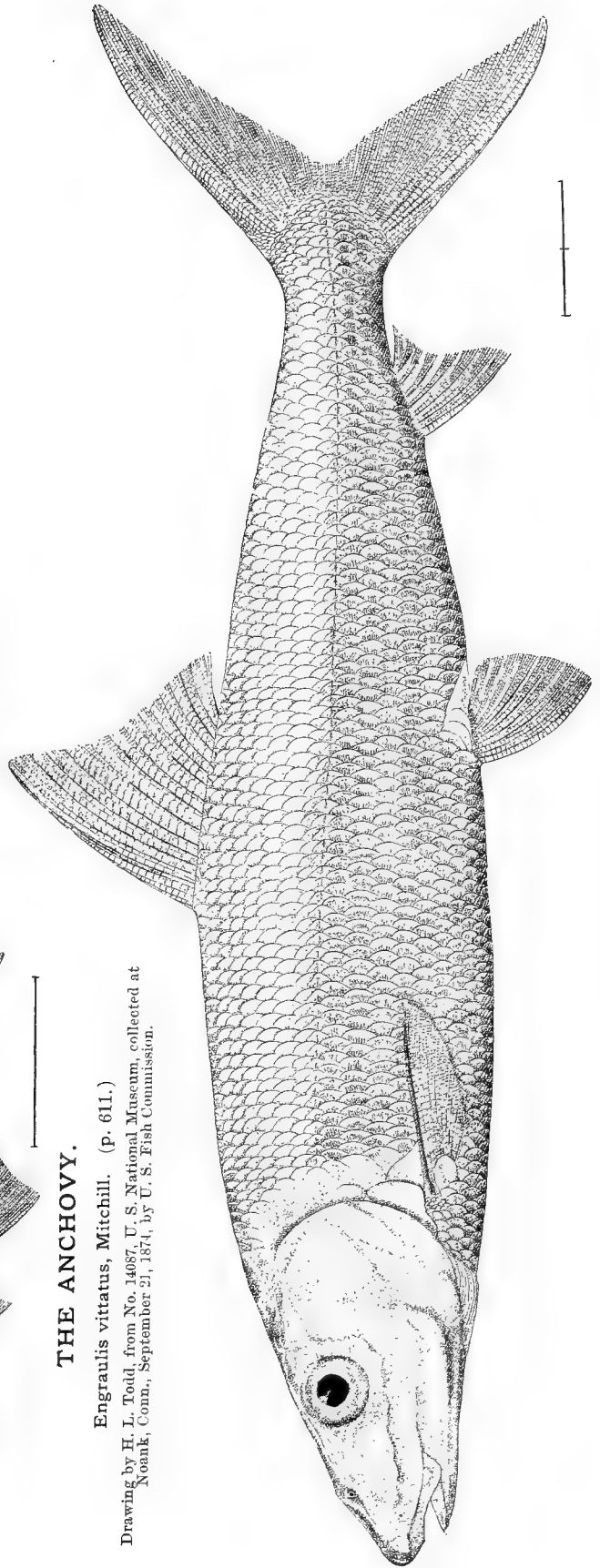
THE BIG-EYED HERRING.

Elops saurus, L. (p. 611.)
Drawing by H. L. Todd, from specimen in U. S. National Museum,
from Massachusetts.



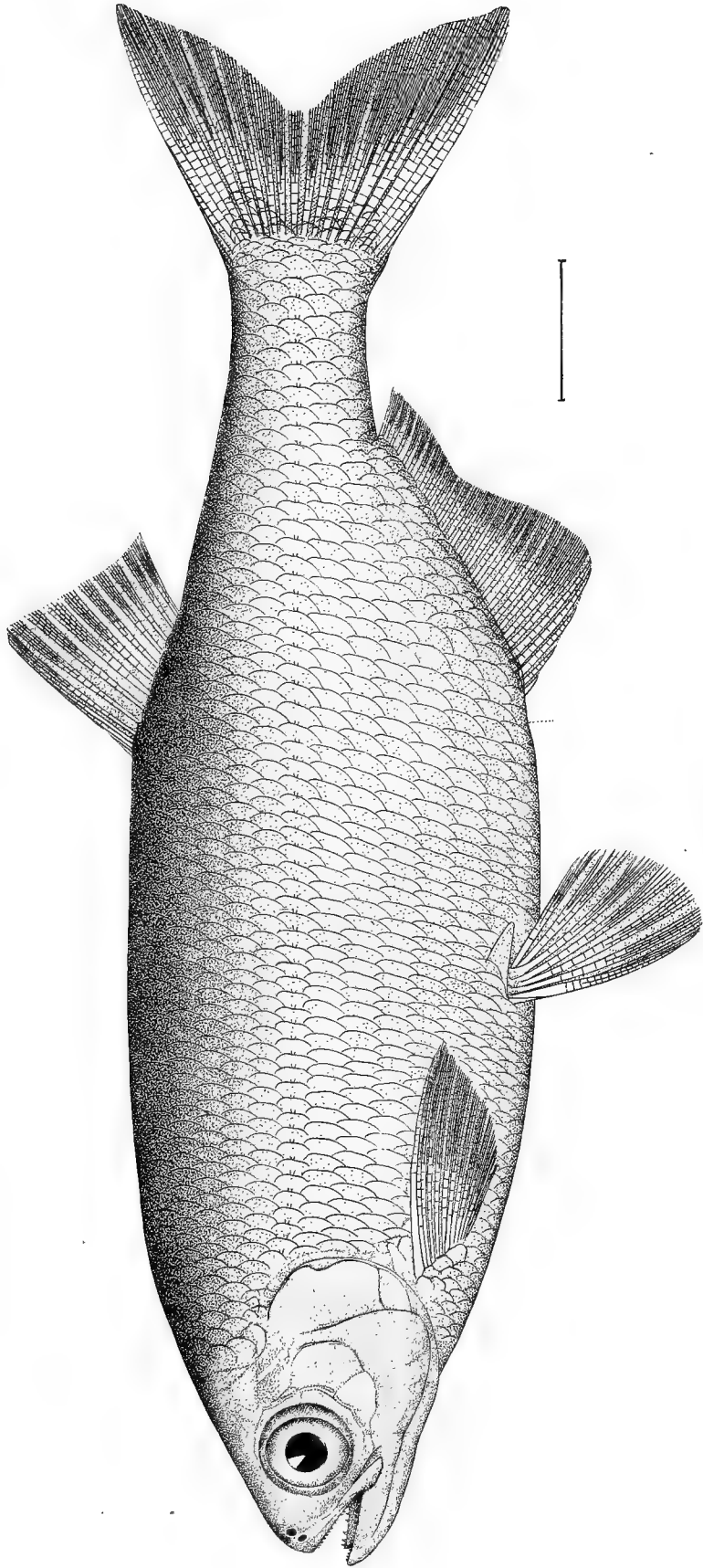
THE ANCHOVY.

Engraulis vittatus, Mitchell. (p. 611.)
Drawing by H. L. Todd, from No. 14087, U. S. National Museum, collected at
Noank, Conn., September 21, 1874, by U. S. Fish Commission.



THE LADY-FISH OR BONE-FISH.


Albula vulpes (L.), Goode. (p. 612.)
Drawing by H. L. Todd, from No. 25962, U. S. National Museum, collected three miles southeast of Eastern Point, Newport, R. I., August 11, 1880, by Captain Rockliff, U. S. Fish Commission.



THE MOON-EYE.

Hyodon tergisus, Le S. (p. 612.)


Drawing by H. L. Todd, from No. 8710, U. S. National Museum, collected at Ecorse, Michigan, February, 1872, by George Clark.



THE CHUB SUCKER.

Erimyzon sucetta (Lac.), Jordan. (p. 614.)

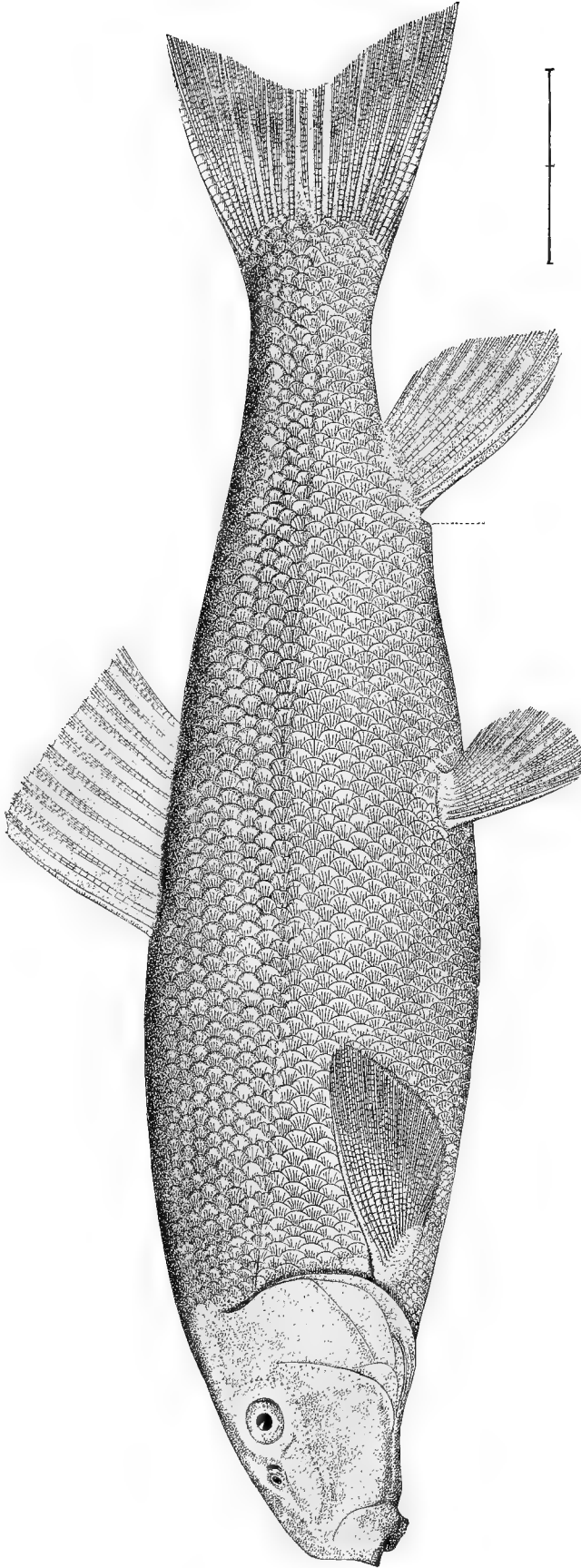
Drawing by H. L. Todd, from No. 27867, U. S. National Museum, collected at Nippersink Lake, Illinois, by Prof. S. A. Forbes.



GOODE'S SUCKER

Erimyzon Goodei, Jordan. (p. 614.)


Drawing by Miss M. Smith, from No. 25539, U. S. National Museum, collected at Ogeechee Ponds, near Savannah, Ga., March 6, 1880, by Col. M. McDonald.



THE RED HORSE.

Moxostoma macrolepidotum (Le S.), Jordan. (p. 614.)

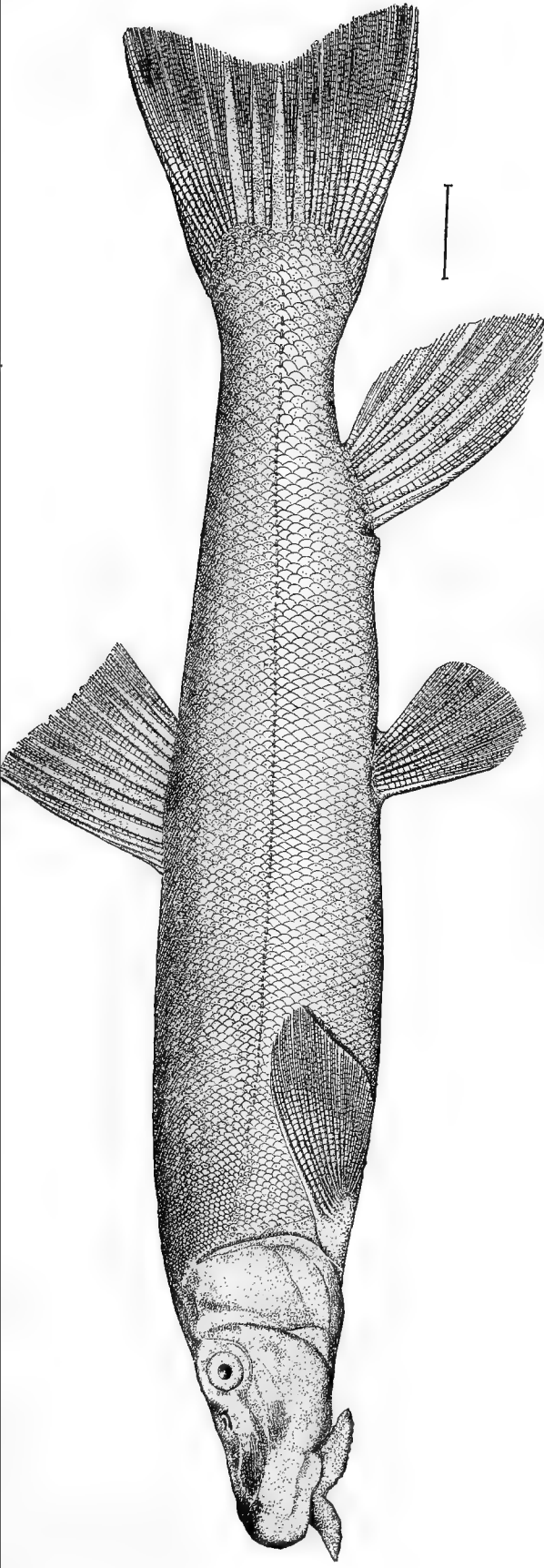
Drawing by H. L. Todd, from No. 9393, U. S. National Museum, collected at Ecorse, Michigan, February, 1872, by George Clark.



THE CARP MULLET.


Moxostoma carpio (Val.), Jordan. (p. 614.)

Drawing by H. L. Todd, from No. 10799, U. S. National Museum, collected at Cincinnati, Ohio, by J. W. Milner.



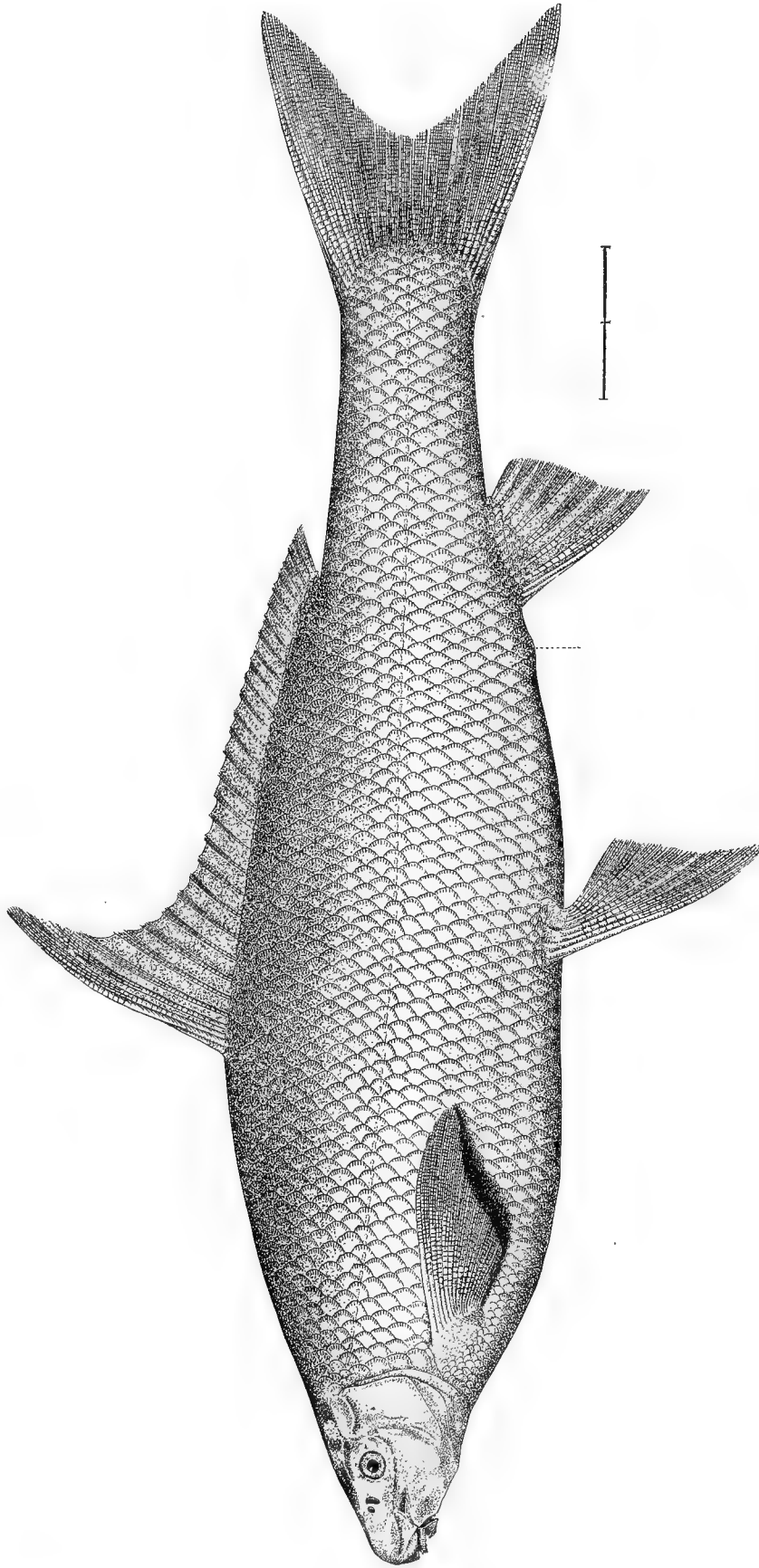
THE MONTANA SUCKER.

Catostomus retropinnis, Jordan. (p. 615.)



THE BROOK SUCKER OR COMMON SUCKER.

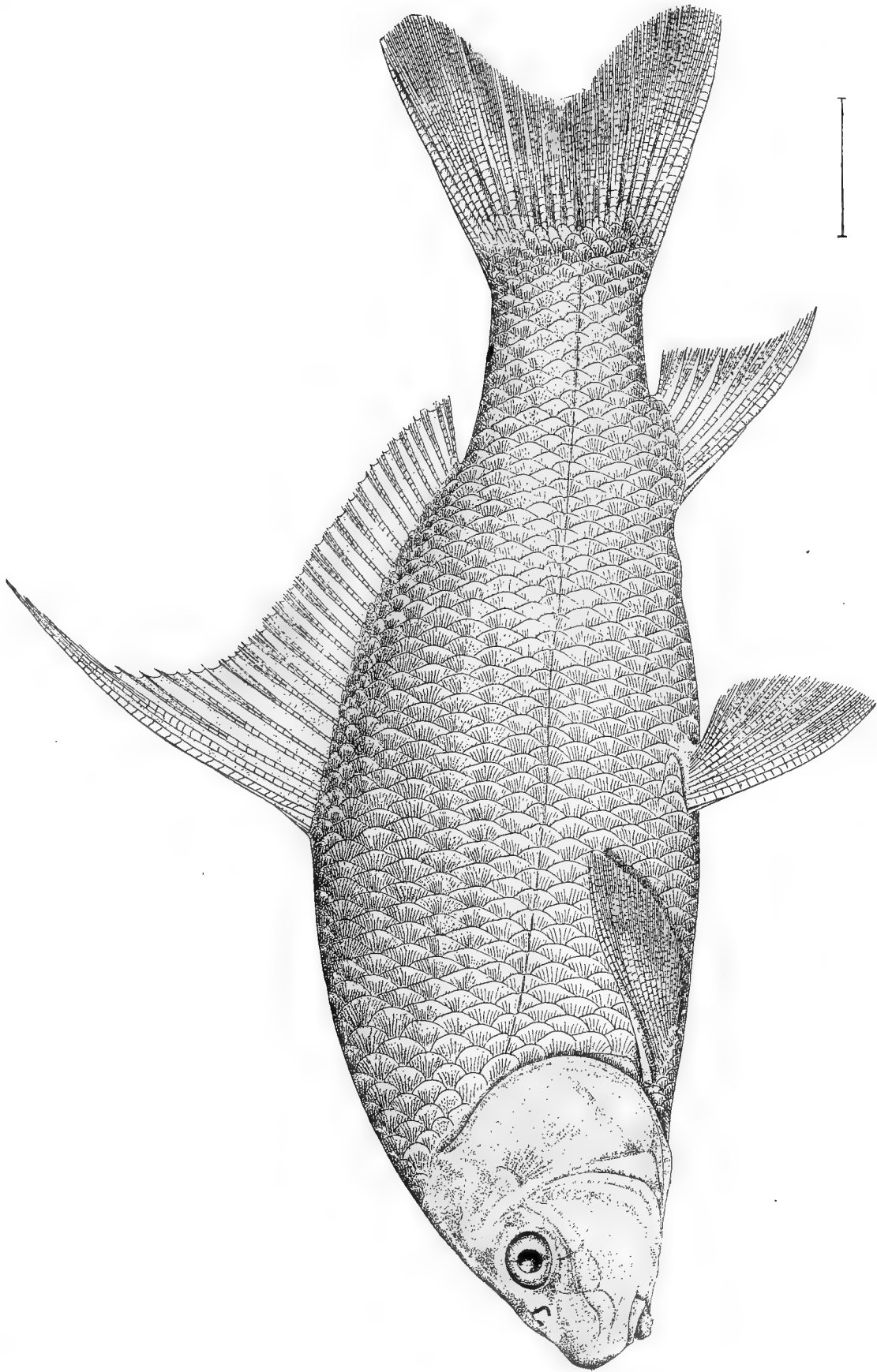
Catostomus commersoni (Lac.), Jordan. (p. 615.)
Drawing by H. L. Todd, from No. 10548, U. S. National Museum, collected at Ecorse, Michigan, by J. W. Milner.



THE BLACK HORSE.

Cycleptus elongatus (Le S.), Ag. (p. 615.)


Drawing by H. L. Todd, from No. 10790, U. S. National Museum, collected at Cincinnati, Ohio, by J. W. Milnor.



THE QUILL-BACK.

Carpoides cyprinus (Le S.), Ag. (p. 615.)

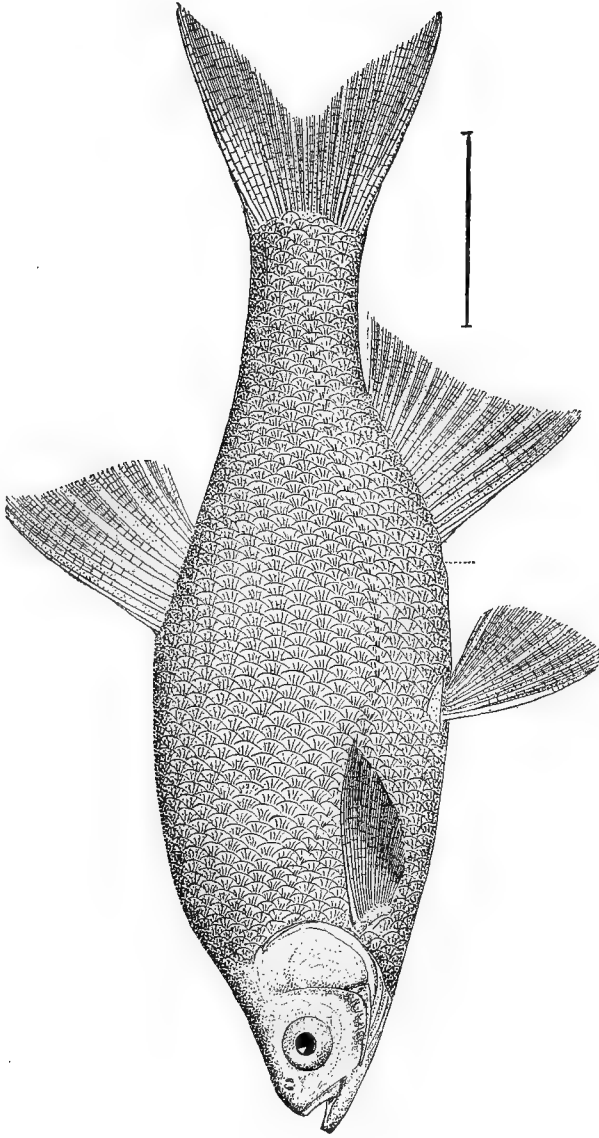
Drawing by H. L. Todd, from No. 33073, U. S. National Museum, collected at Havre de Grace, Maryland, June, 1882, by Dr. T. H. Bean.



THE RED MOUTH BUFFALO-FISH.

Ictiobus bubalus (Raf.), Ag. (p. 615.)

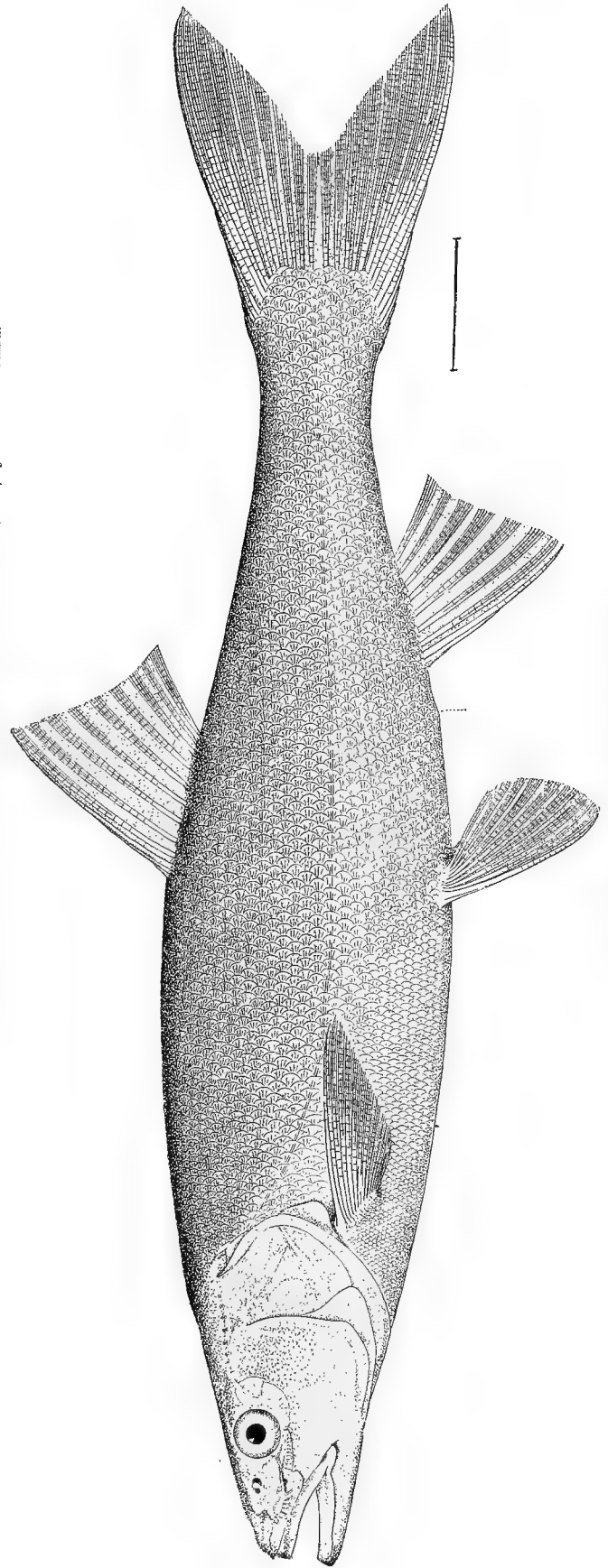
Drawing by H. L. Todd, from No. 20774, U. S. National Museum, collected at Normal, Illinois, 1877, by Prof. S. A. Forbes.



THE GOLDEN SHINER OR BREAM.

Notemigonus chrysoleucus (Mitch.), Jordan. (p. 616.)


Drawing by H. L. Todd, from No. 50243, U. S. National Museum, collected at Hackensack River, 1875, by Prof. S. F. Baird.



THE SACRAMENTO "PIKE."

Ptychocheilus oregonensis (Rich.), Grd. (p. 616.)


Drawing by H. L. Todd, from No. 27291, U. S. National Museum, collected at Columbia River, 1880, by Prof. D. S. Jordan.



THE FALL-FISH OR SILVER CHUB.

Semotilus bullaris (Raf.), Jordan. (p. 616.)


Drawing by H. L. Todd, from No. 15359, U. S. National Museum, collected at Bainbridge, Pennsylvania, May, 1875, by Dr. T. H. Bean.



THE HORN DACE.

Semotilus corporalis (Mitch.), Putnam. (p. 617.)

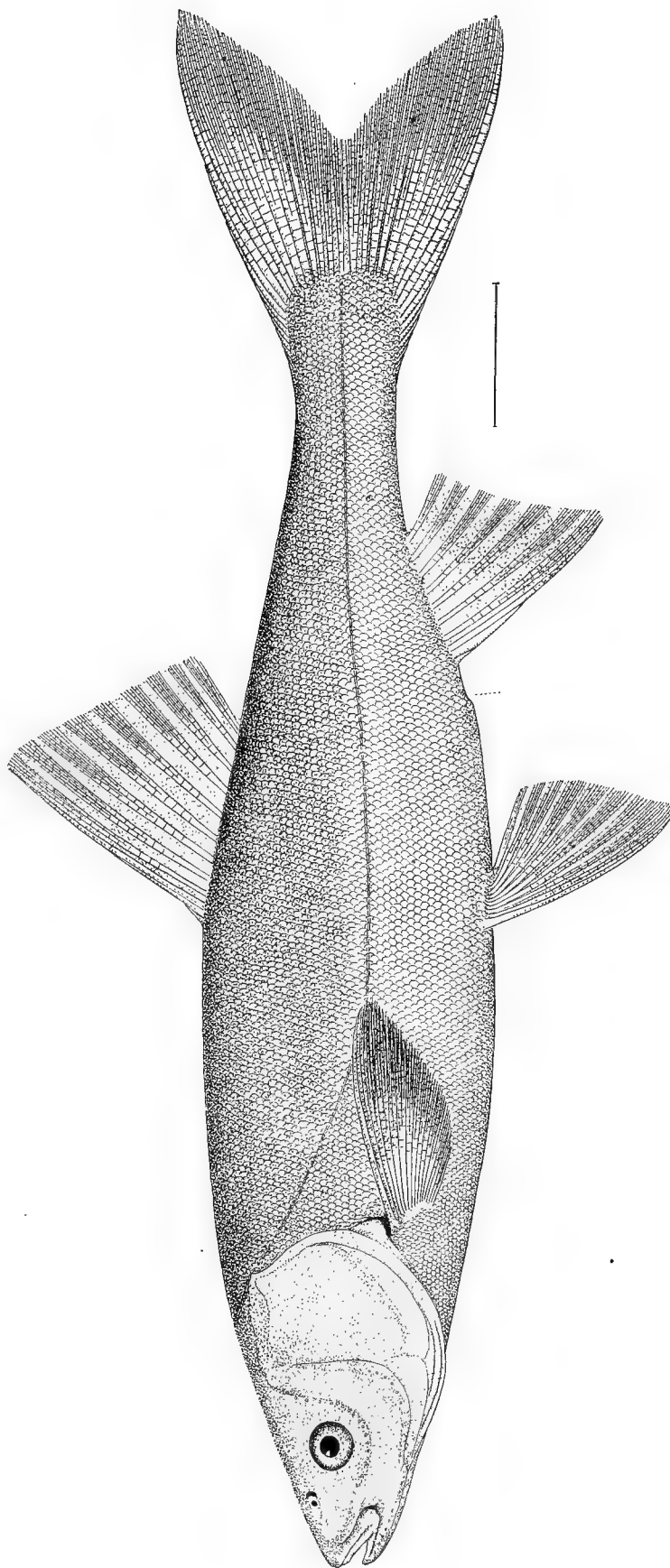
Drawing by H. L. Todd, from No. 19163, U. S. National Museum, collected at Anx Plains River by R. Kennicott.



THE HORNY HEAD OR RIVER CHUB.

Ceraticthys biguttatus (Kirtland), Girard. (p. 617.)


Drawing by H. L. Todd, from No. 16969, U. S. National Museum, collected at Bainbridge, Pennsylvania, 1875, by Dr. T. H. Bean.



THE ORTHODON CHUB.

Orthodon microlepidotus (Ayres), Girard. (p. 618.)

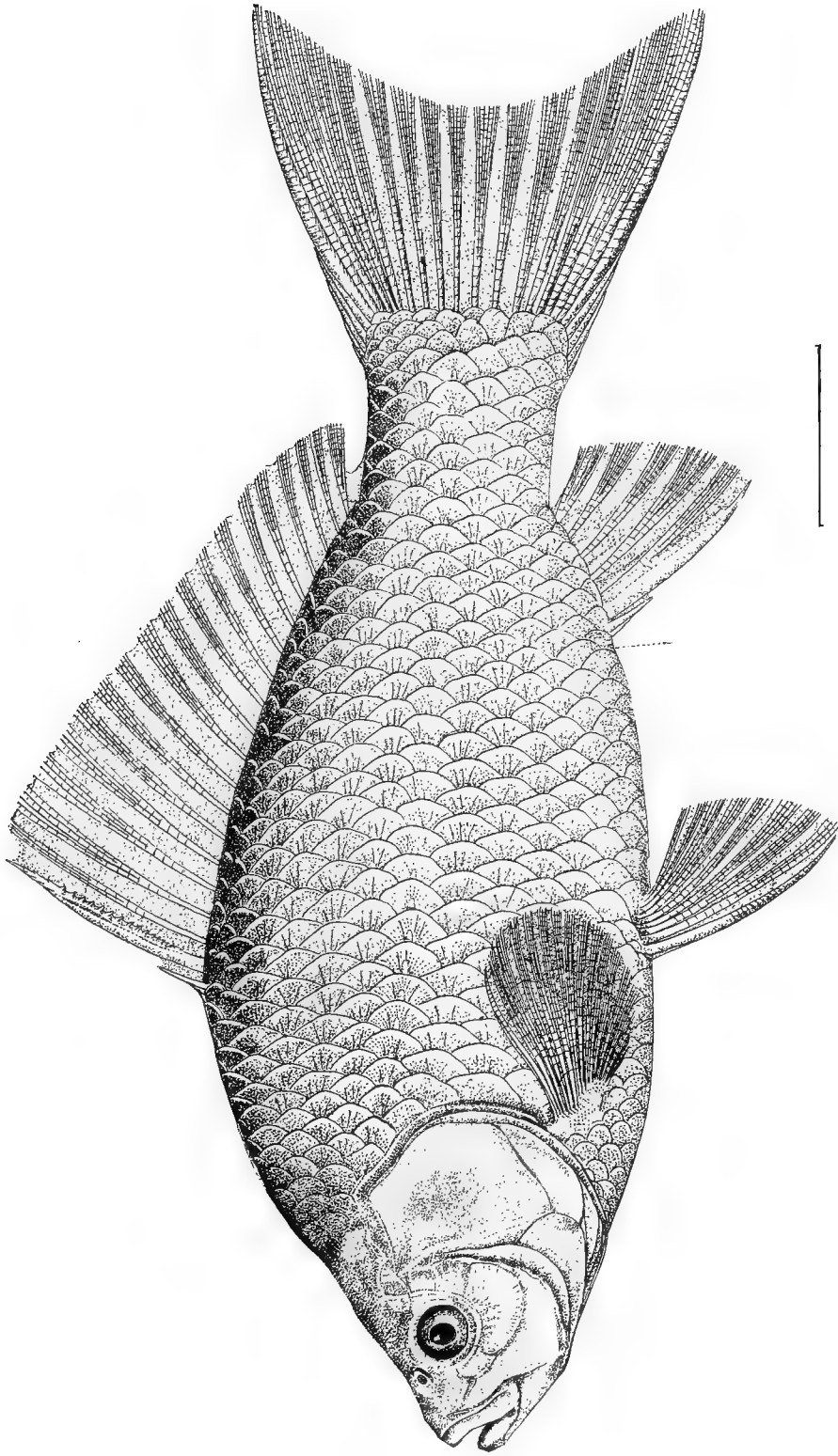
Drawing by H. L. Todd, from No. 27189, U. S. National Museum, collected at Sacramento River, California, 1880, by Jordan and Gilbert.



THE LEATHER CARP.

Cyprinus carpio (var. *coriaceus*). (p. 618.)


Drawing by H. L. Todd, from No. 25217, U. S. National Museum, collected at the Carp Ponds, Washington, D. C., April 26, 1880, by U. S. Fish Commission.



THE GOLD FISH.

Carassius auratus (L.), Bleeker.


Drawing by H. L. Todd, from No. 22107, U. S. National Museum, Washington, D. C., January 24, 1878, by William Palmer.



THE CHANNEL CATFISH OF THE POTOMAC.


Ictalurus albidus (Le S.), J. & G. (p. 628.)

Drawing by H. L. Todd, from No. 20925, U. S. National Museum, collected at Potomac River, 1877, by Prof. D. S. Jordan.



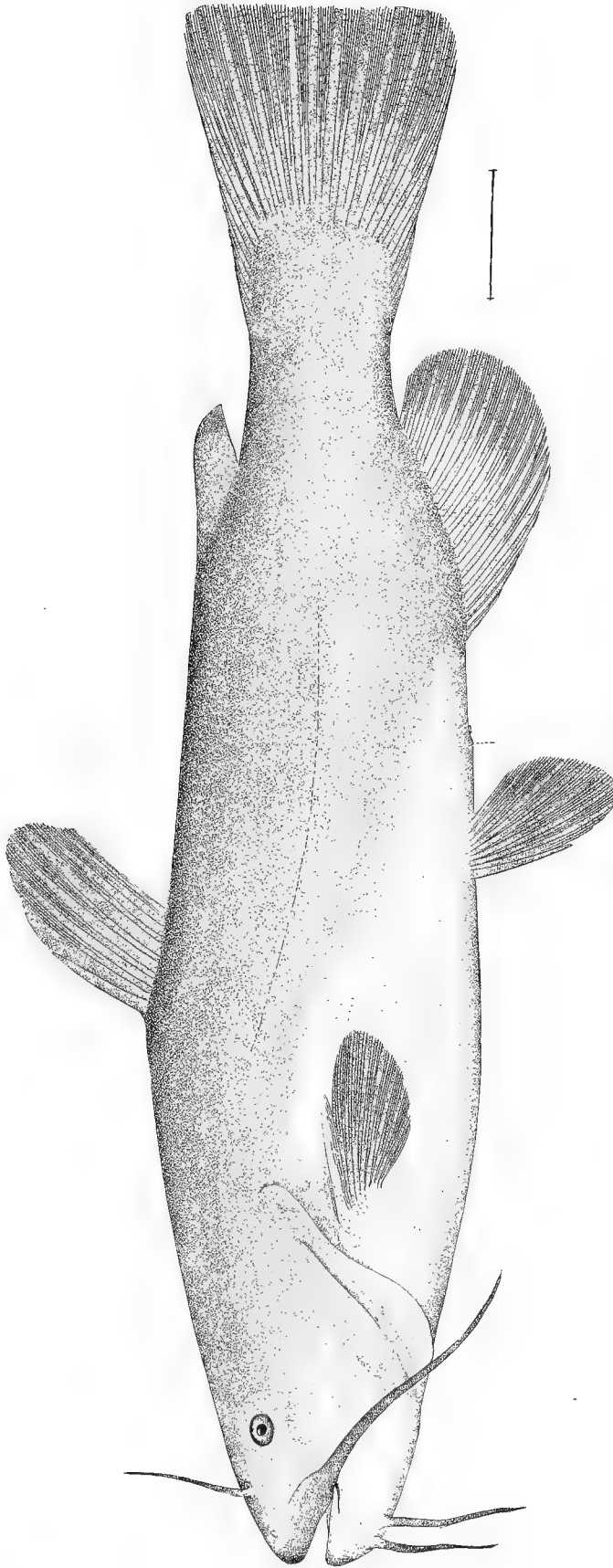
THE BULL-HEAD.

Amiurus melas (Raf.), Jord. & Copeland. (p. 628.)
Drawing by H. L. Todd, from No. 1497, U. S. National Museum, collected at Aux Plains River by R. Kennicott.



THE BULL-HEAD OR CATFISH.

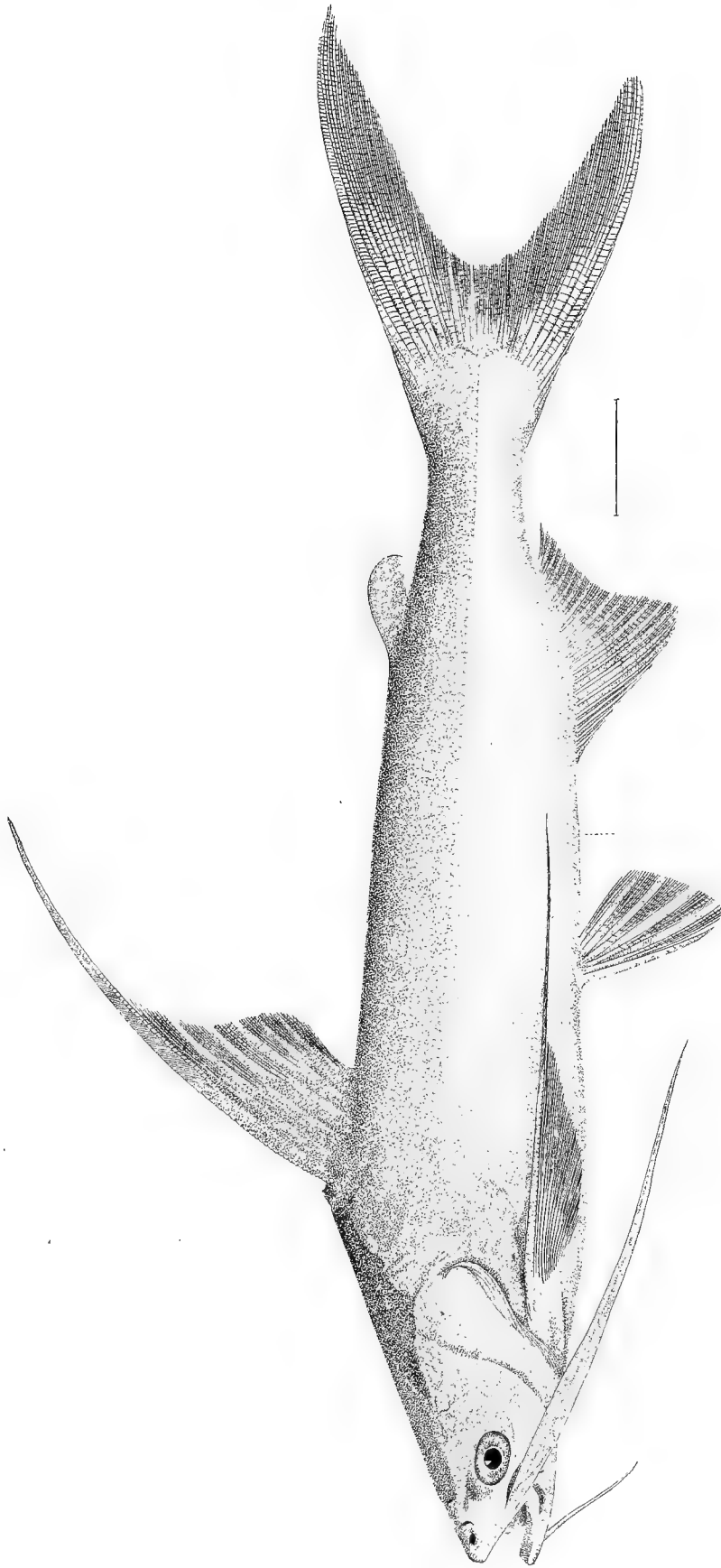
Amiurus catus (L.), Gill.
Drawing by H. L. Todd, from No. 38075, U. S. National Museum, collected at Havre de Grace, Md., June, 1882, by Dr. T. H. Bean.



THE BULL-HEAD.

Amiurus vulgaris (Thompson), Nelson.


Drawing by H. L. Todd, from No. 31846, U. S. National Museum, collected at Winnipeg, Manitoba, 1888, by Historical and Scientific Society.



THE GAFF TOPSAIL CATFISH.

Ælurichthys marinus (Mitch.), B. & G. (p. 628.)


Drawing by H. L. Todd, from No. 10422, U. S. National Museum, collected at Wood's Holl, Mass., 1871, by Prof. S. F. Baird.

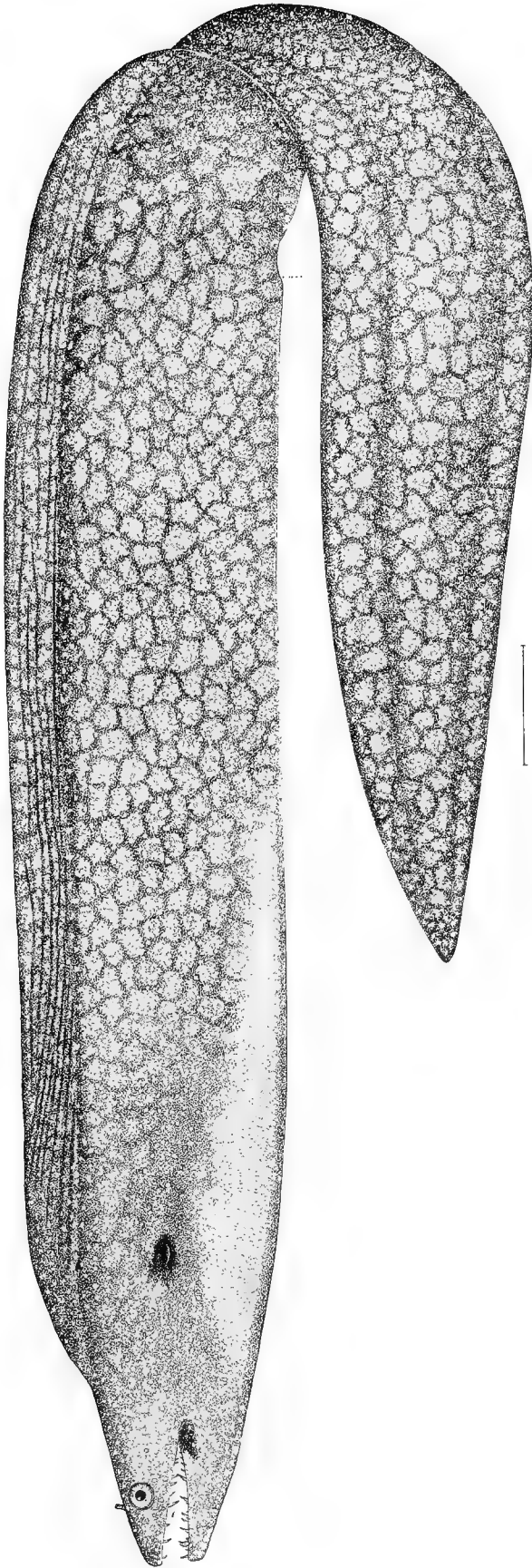


THE SALT-WATER CATFISH.

Arius felis (L.), J. & G. (P. 629.)

Drawing by H. L. Todd, from No. 21487, U. S. National Museum, collected at Pensacola, Fla., 1878, by Silas Stearns.





THE SPOTTED MORAY.

Gymnothorax moringa (Cuv.), Goode & Bean. (P. 629.)

Drawing by H. L. Todd, from No. 6994, U. S. National Museum, collected at Garden Key, Florida.



THE SPINY-BACK EEL.

Ptilichthys Goodei, Bean.

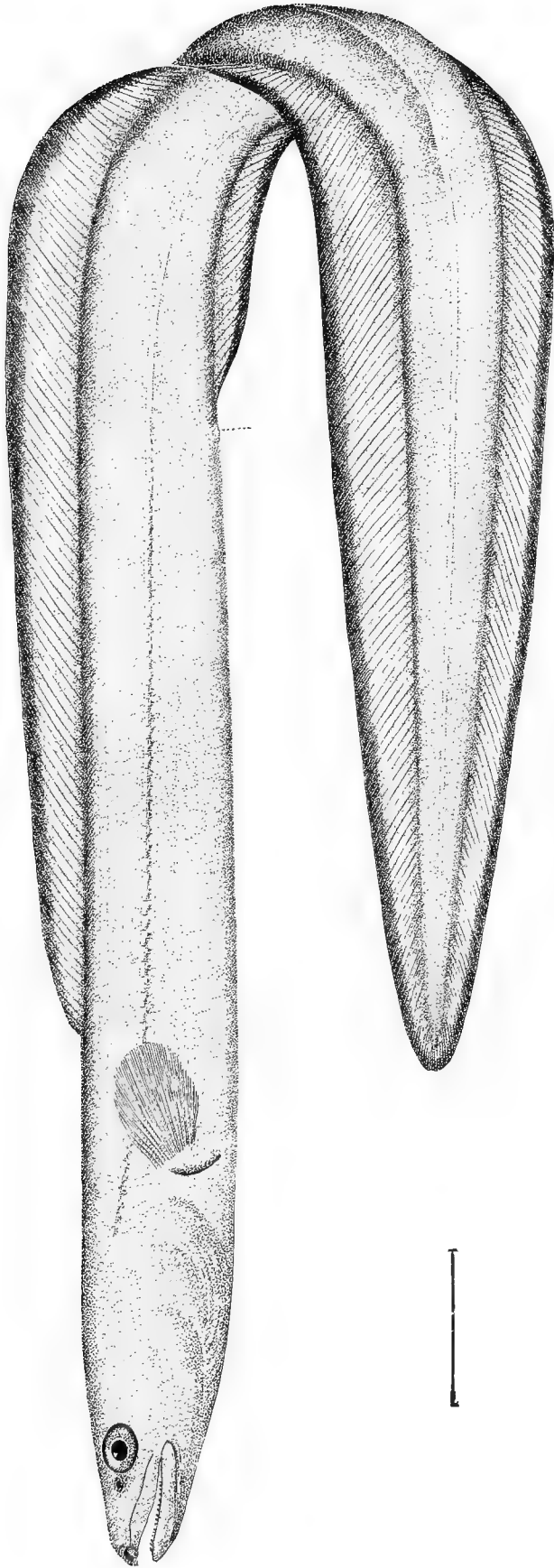
Drawing by H. L. Todd, from No. 26619, U. S. National Museum, collected at Iliuliuk, Alaska, July 28, 1880, by Dall & Bean.



THE COMMON EEL.

Anguilla vulgaris, Turton. (p. 630.)

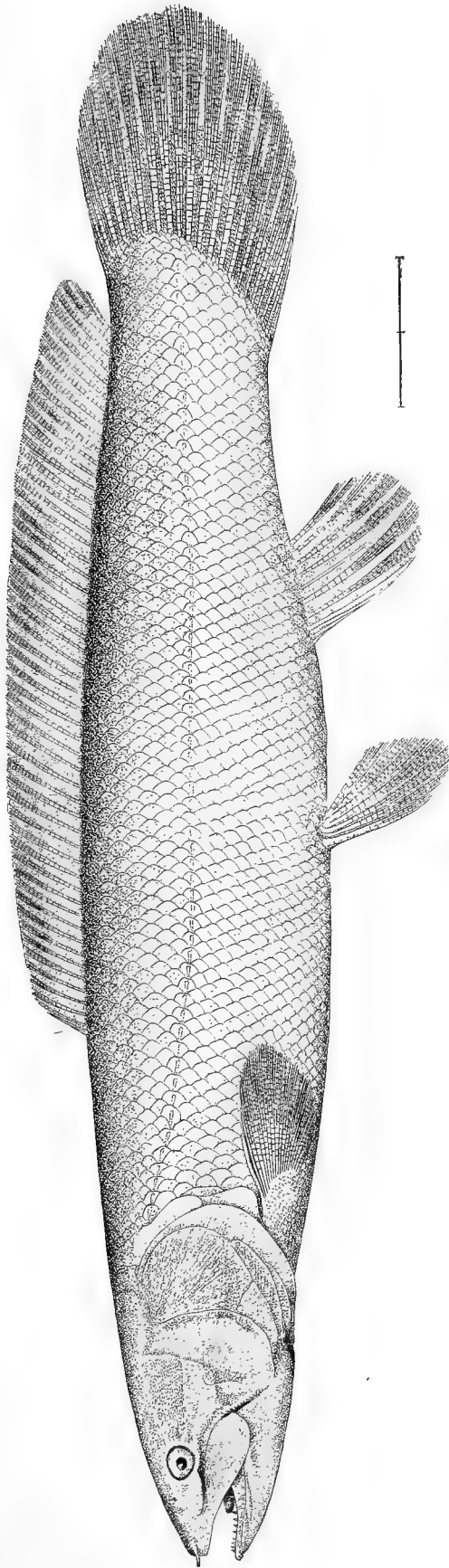
Drawing by H. L. Todd, from No. 20470, U. S. National Museum, collected at Holyoke, Mass., 1876, by U. S. Fish Commission.



THE CONGER SEA EEL.

Leptocephalus conger (L.), J. & G. (p. 656.)


Drawing by H. L. Todd, from No. 16927, U. S. National Museum, collected at Noank, Conn., October 18, 1874, by J. H. Latham.



THE BOWFIN OR MUDFISH.

Amia calva, L. (p. 659.)

Drawing by H. L. Todd, from No. 6702, U. S. National Museum.



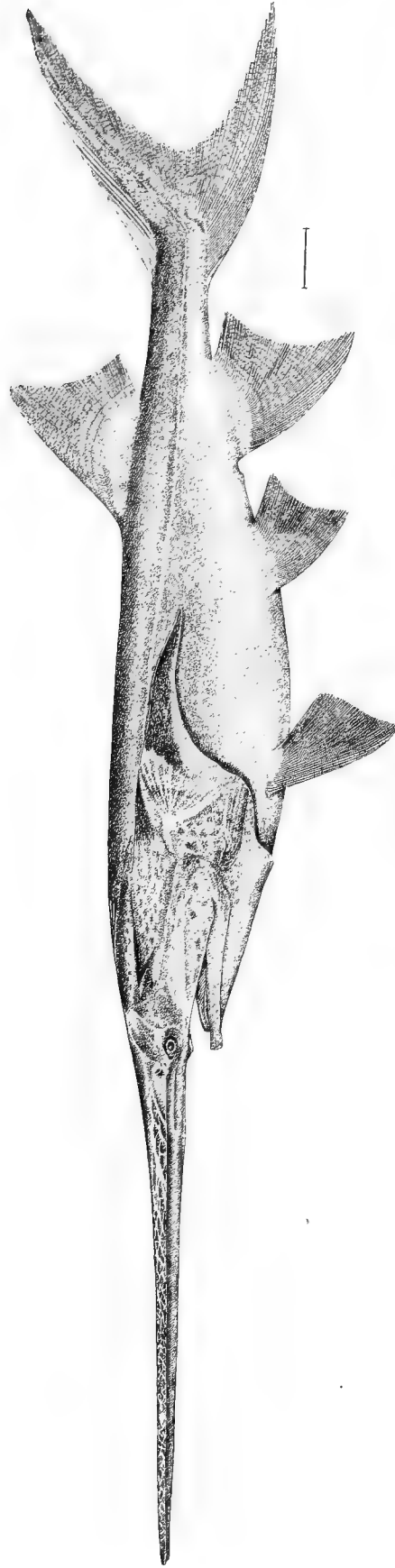
THE SHORT-NOSED GAR PIKE.

Lepidosteus platystomus, Raf. (p. 664.)

Drawing by H. L. Todd, from No. 3241, U. S. National Museum, collected at Cleveland, Ohio, by Prof. S. F. Baird.



UNDER VIEW.

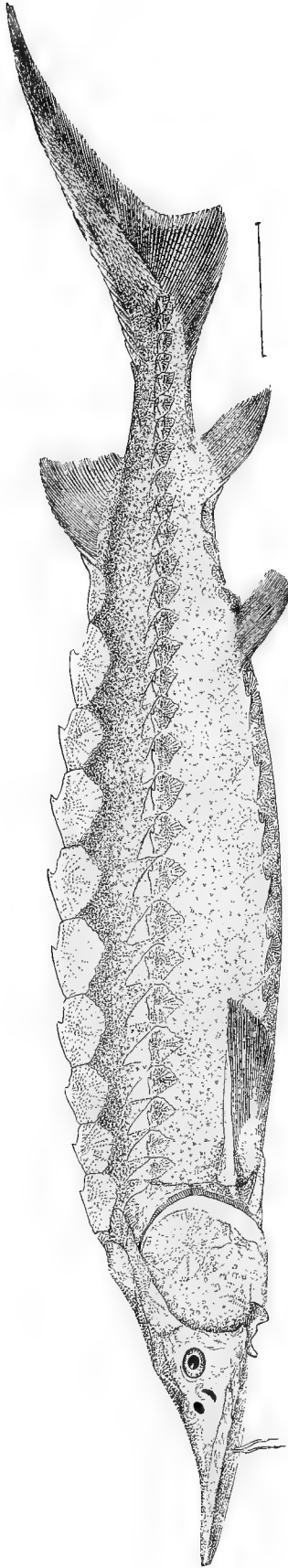


SIDE VIEW.

THE PADDLE-FISH.

Polyodon spatula (Walb.), J. & G. (P. 660.)

Drawings by H. L. Todd, from No. 12235, U. S. National Museum, collected at Cincinnati, Ohio, by J. W. Milner.



THE COMMON STURGEON.

Acipenser sturio L. (= *A. oxyrhynchus*). (p. 660.)

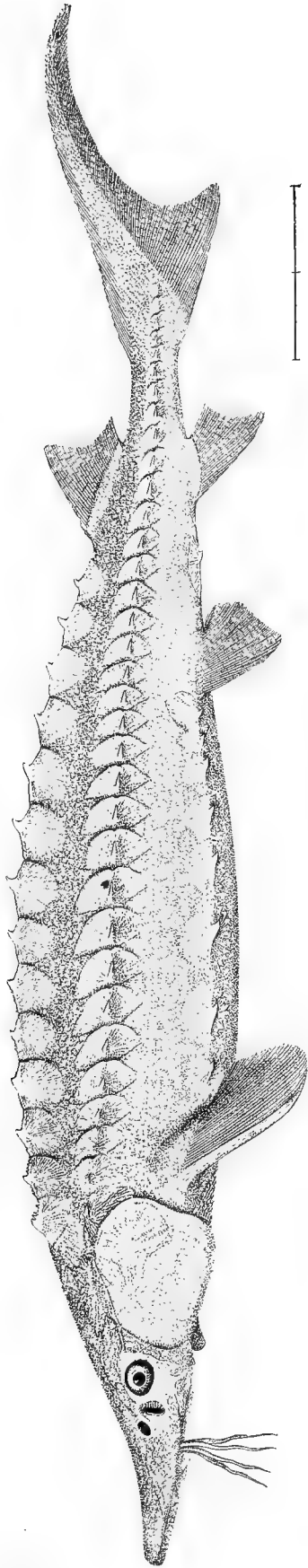
Drawing by H. L. Todd, from No. 22495, U. S. National Museum, collected in Potomac River by William Woltz.



THE SHORT-NOSED STURGEON.

Acipenser brevirostris, Le S.). (p. 660.)

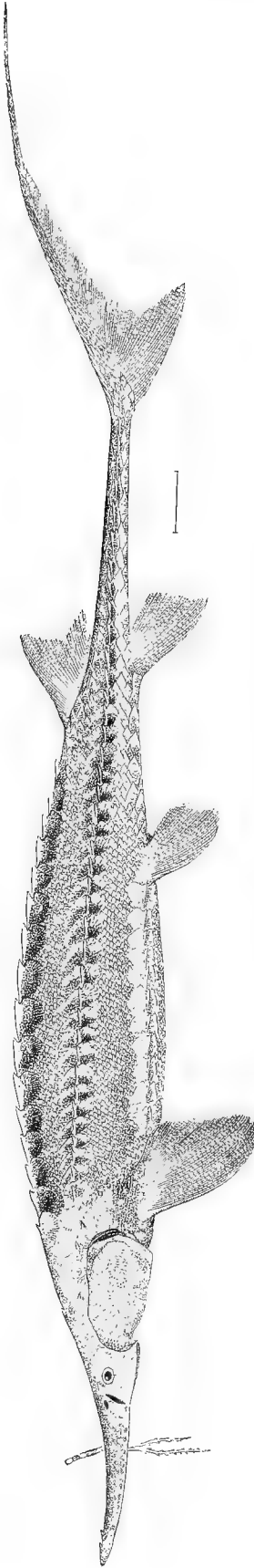
Drawing from a photograph of a specimen collected at Wood's Holl, Mass., 1871.



THE LAKE STURGEON.

Acipenser rubicundus, Le S. (p. 661.)

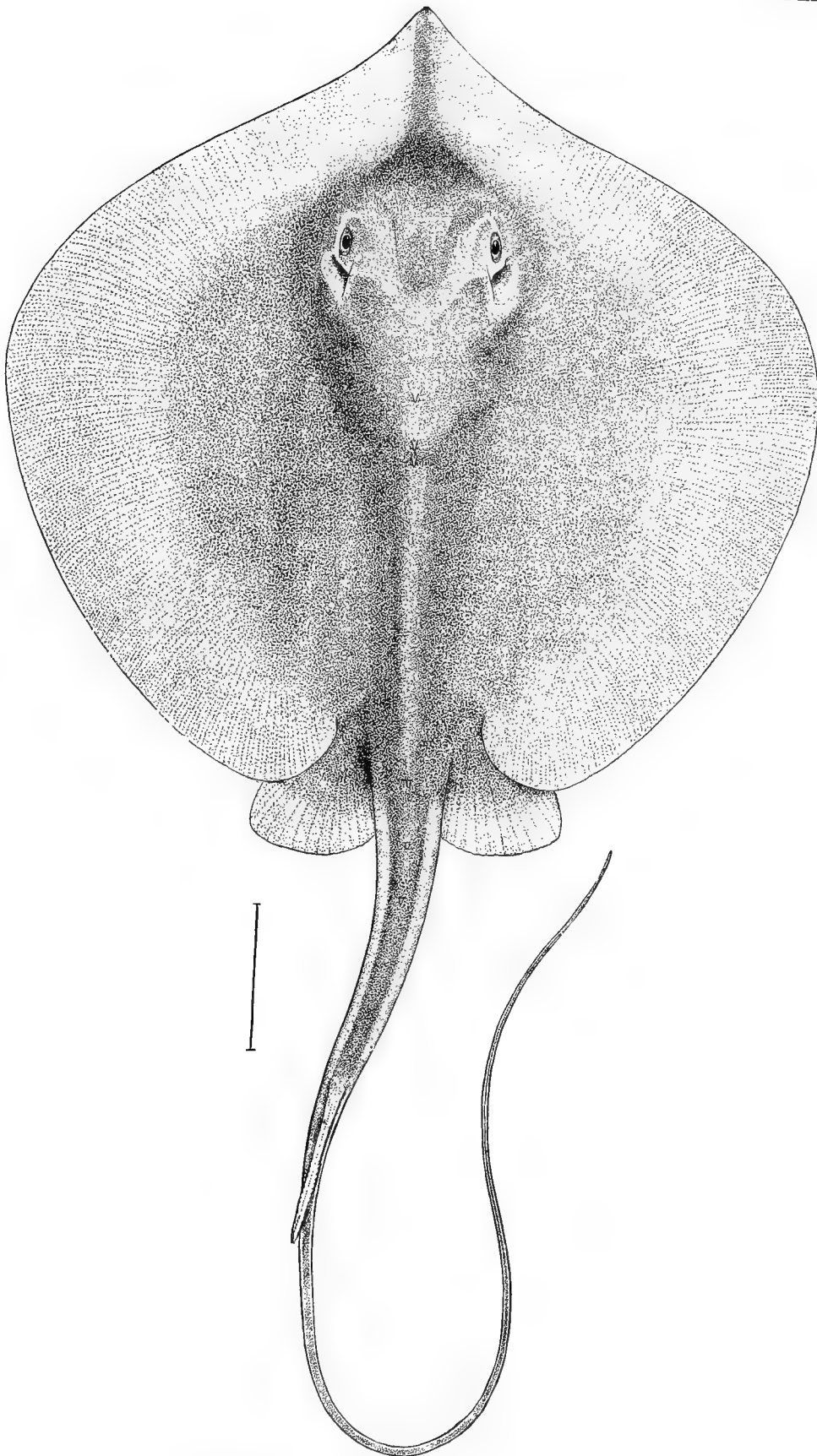
Drawing by H. L. Todd, from No. 10252, U. S. National Museum, collected at Ecorse, Michigan, by J. W. Milner.



THE SHOVEL-NOSE STURGEON.

Scaphirhynchus platyrhynchus (Raf.), Gill. (p. 663.)

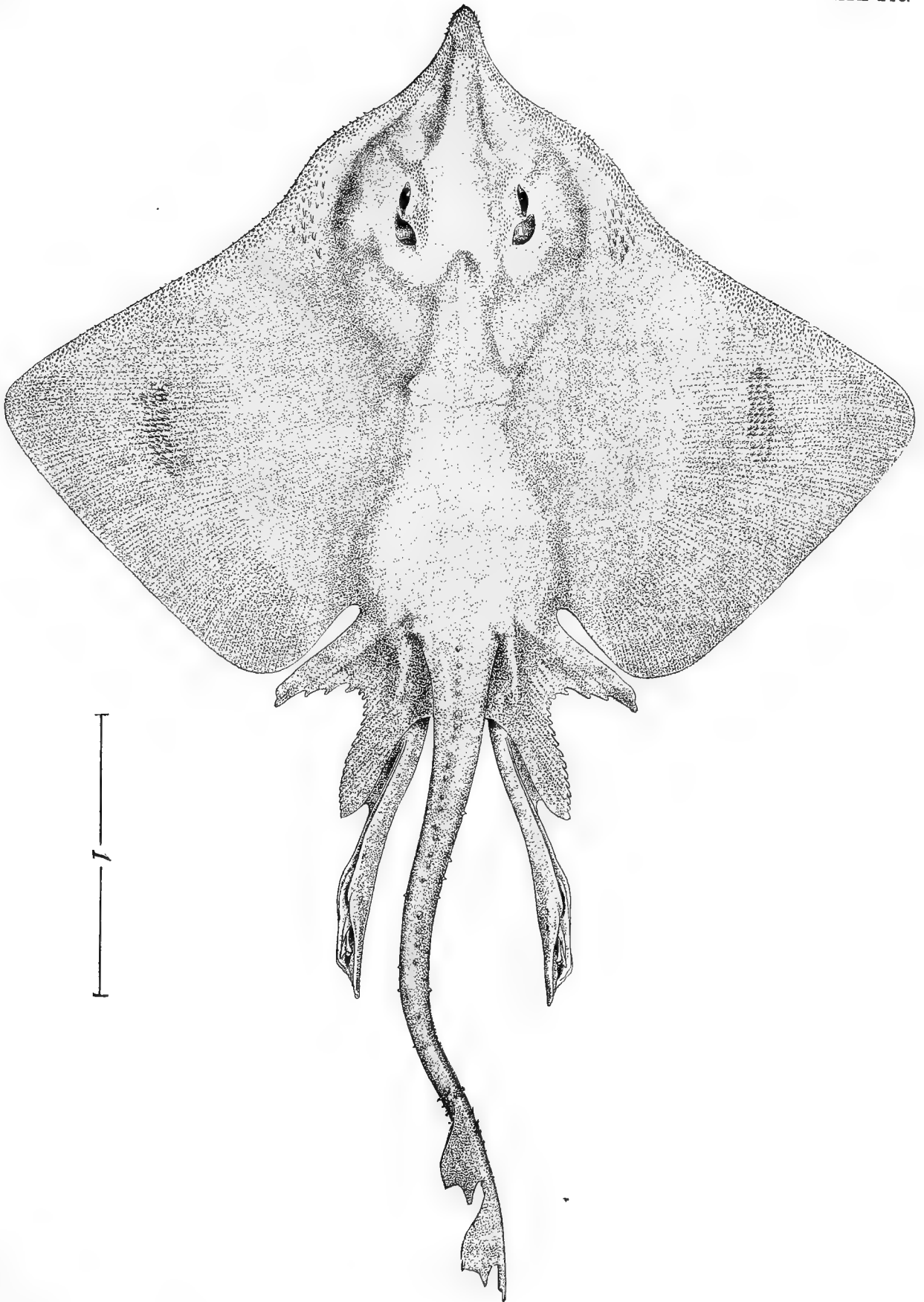
Drawing by H. L. Todd, from No. 22159, U. S. National Museum, collected at Mount Carmel, Illinois, 1878, by Robert Ridgway.



THE SOUTHERN STING RAY.

Trygon sabina, Le S. (p. 665.)

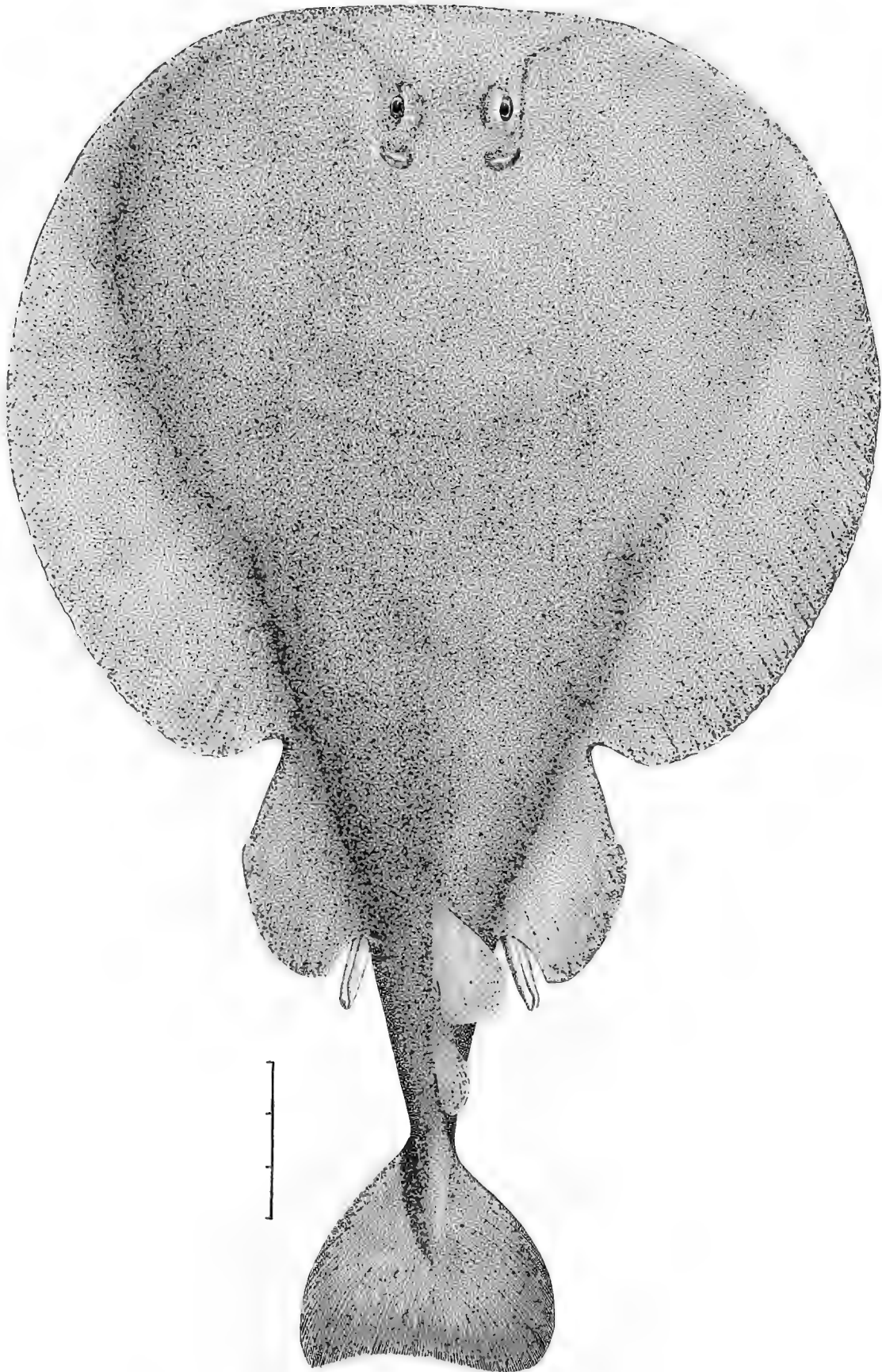
Drawing by H. L. Todd, from No. 31043, U. S. National Museum, collected at Galveston, Texas, by Prof. D. S. Jordan.



THE BARN-DOOR SKATE.

Raia laevis, Mitchill. (p. 667.)

Drawing by H. L. Todd, from No. 21577, U. S. National Museum, collected at Gloucester, Massachusetts, October, 1878, by U. S. Fish Commission.



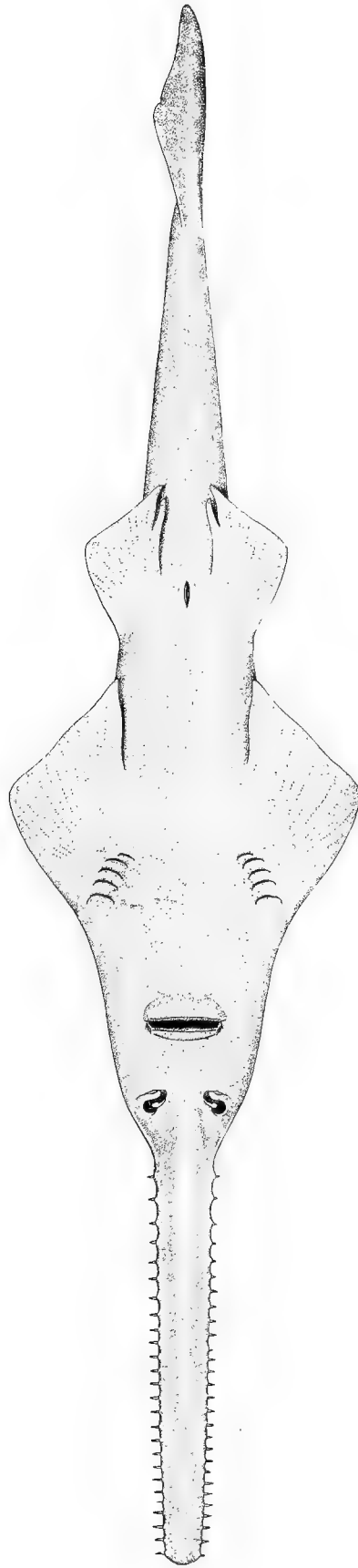
THE TORPEDO.

Torpedo occidentalis, Storer. (p. 667.)

Drawing by H. L. Todd, from cast of specimen in U. S. National Museum, collected at Wood's Holl, Mass., 1871, by U. S. Fish Commission.



SIDE VIEW.




UNDER VIEW.

THE SAWFISH.

Pristis pectinatus, Latham. (p. 668.)


Drawings by H. L. Todd, from No. 30678, U. S. National Museum, collected at Pensacola, Florida, by Silas Stearns.



THE BASKING SHARK, OR BONE SHARK.

Cetorhinus maximus, (L.) Blainville. (p. 668.)

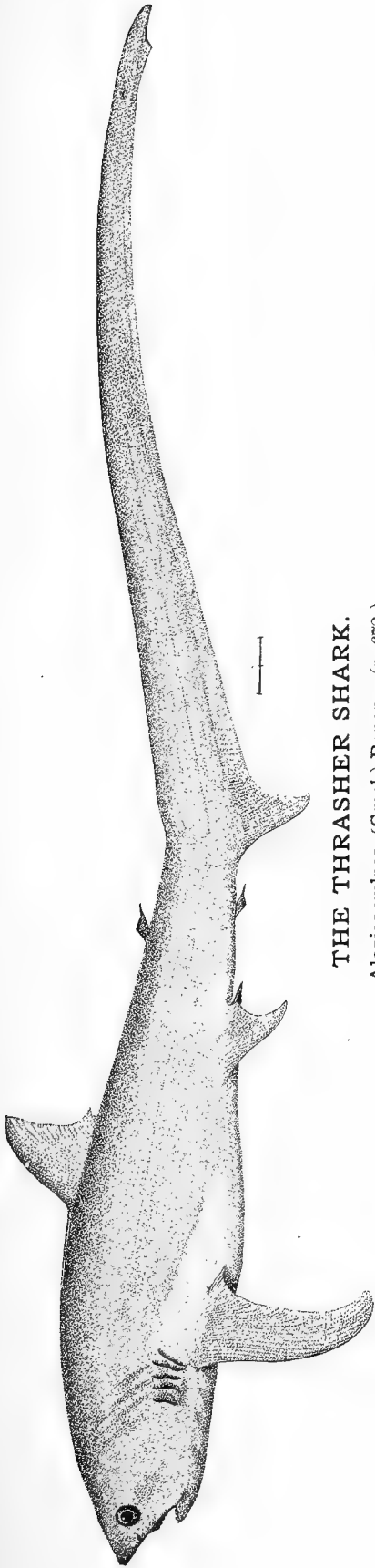
Copied by H. L. Todd, from *Plato 6, Annales du Muséum d'Histoire Naturelle*, Vol. 18.



THE MACKEREL SHARK.

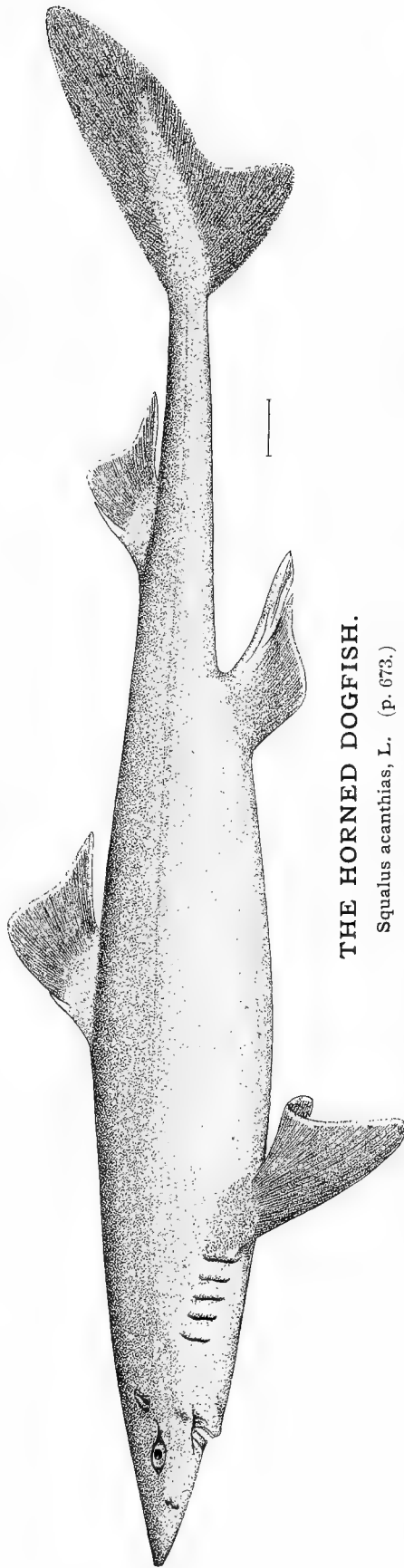
Lamna cornubica, (Gmel.) Fleming. (p. 670.)

Drawing by H. L. Todd, from No. 27368, U. S. National Museum, collected at Santa Cruz, California, 1880, by Jordan & Gilbert.




THE THRASHER SHARK.

Alopias vulpes, (Gmel.) Bonap. (p. 672.)
Drawing by H. L. Todd, from No. 25962, U. S. National Museum, collected at Eastern Point, Newport, Rhode Island, August 11, 1880, by Captain Rockliff.



THE HORNED DOGFISH.

Squalus acanthias, L. (p. 673.)
Drawing by H. L. Todd, from No. 22316, U. S. National Museum, collected at Gloucester, Mass., 1878, by U. S. Fish Commission.



THE TOPE, OR OIL SHARK.

Galeorhinus galeus, (L.) Blainville. (p. 676.)
Drawing by H. L. Todd, from No. 26973, U. S. National Museum, collected at Monterey, California, 1880, by Jordan & Gilbert.

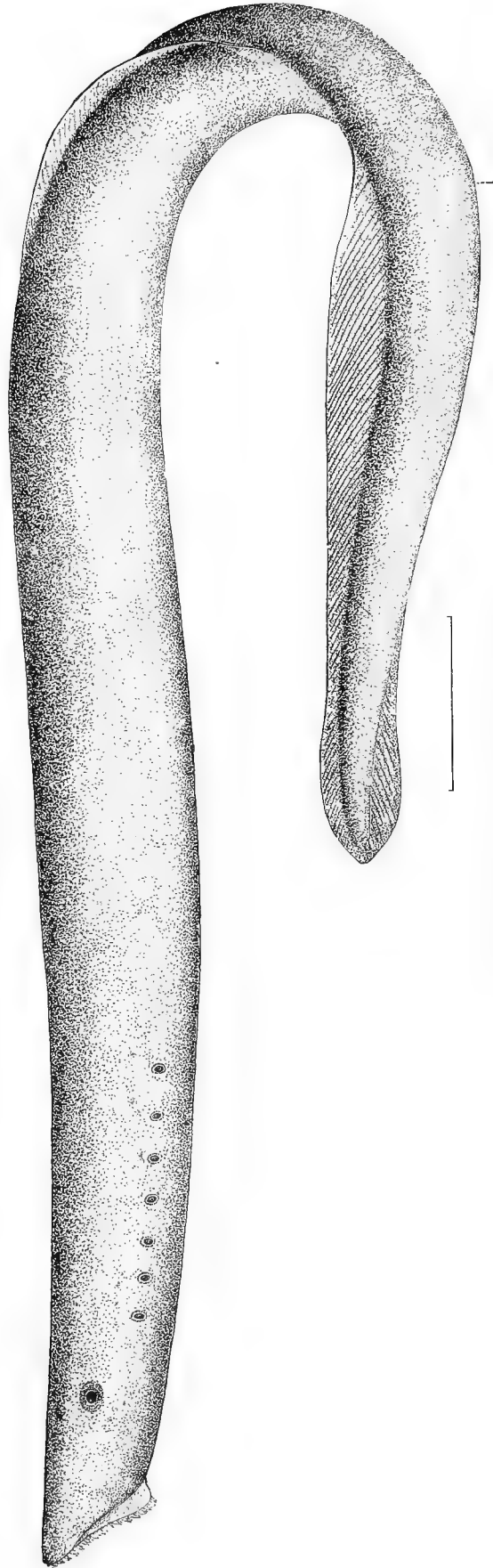




THE SEA LAMPREY.

Petromyzon marinus, L. (p. 677.)

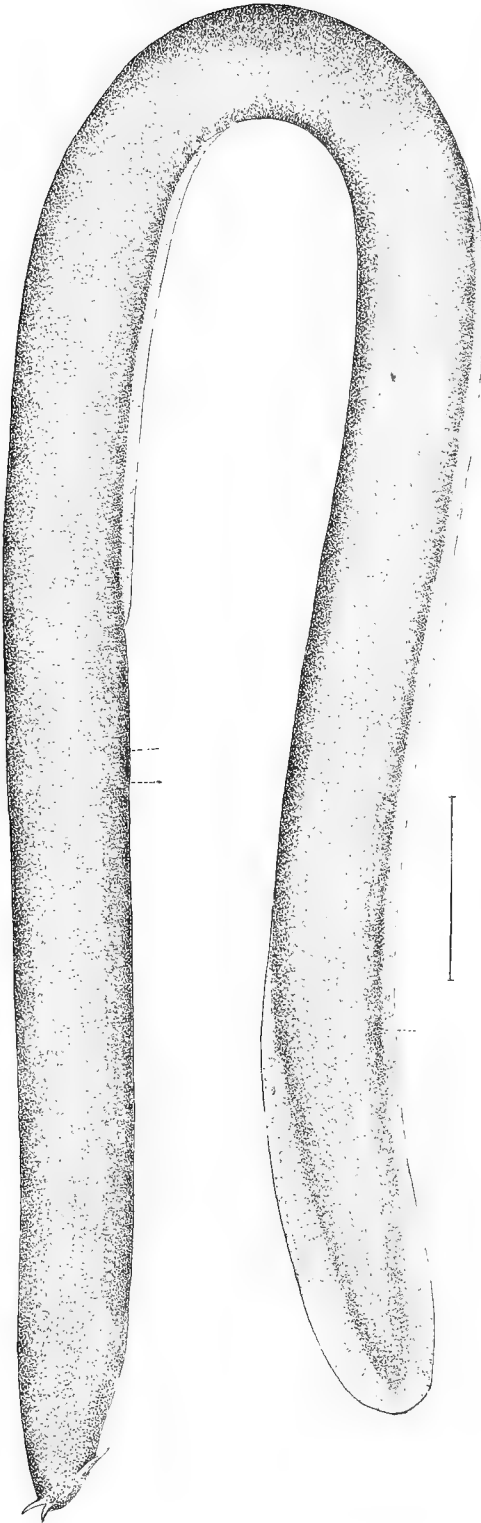
Drawing by H. L. Todd, from No. 10654, U. S. National Museum, collected at Wood's Holl, Massachusetts, by Vinal N. Edwards.



THE ALASKA BROOK LAMPREY.

Ammocetes aureus, Bean. (p. 679.)

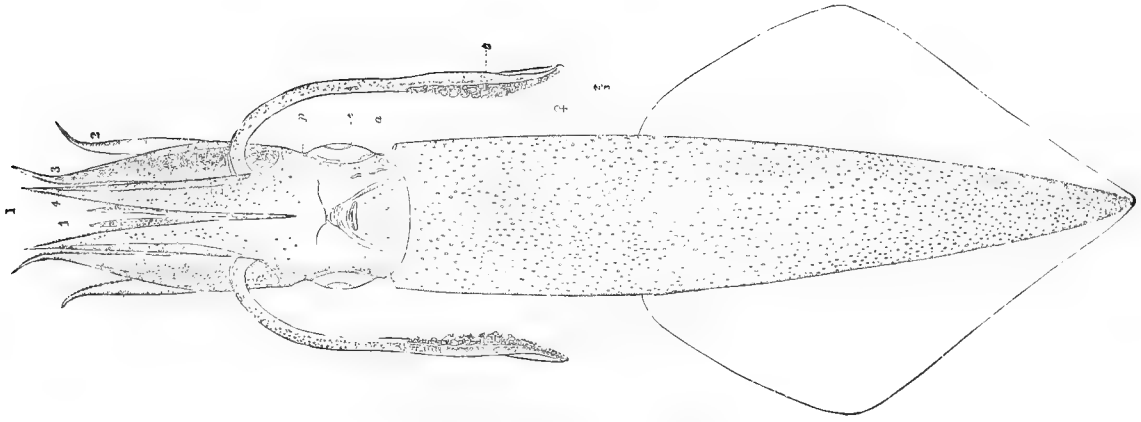
Drawing by H. L. Todd, from No. 21524, U. S. National Museum, collected at Yukon River, Alaska, by L. M. Turner.



THE SLIME EEL, OR HAG.

Myxine glutinosa, L. (p. 681.)

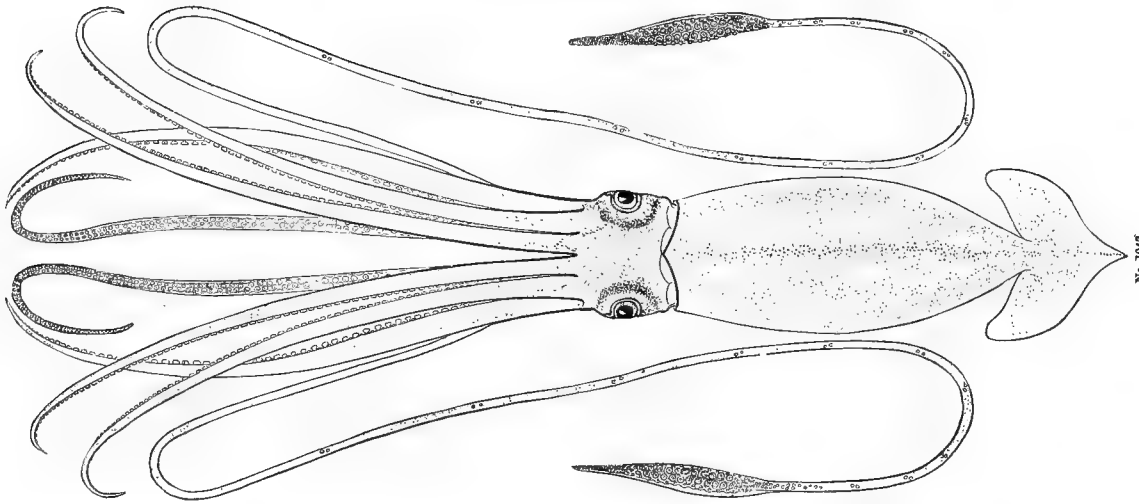
Drawing by H. L. Todd, from No. 23466, U. S. National Museum, collected at sea, by Capt. R. L. Morrison.



THE COMMON SQUID.

Loligo Pealei (Le S.).

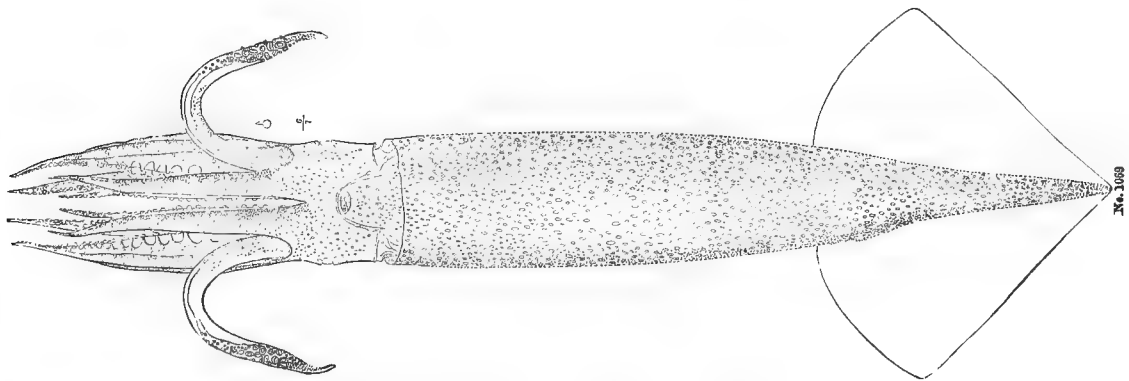
Drawing of female from Vineyard Sound, Massachusetts.



THE GIANT SQUID.

Architeuthis princeps, Verrill.

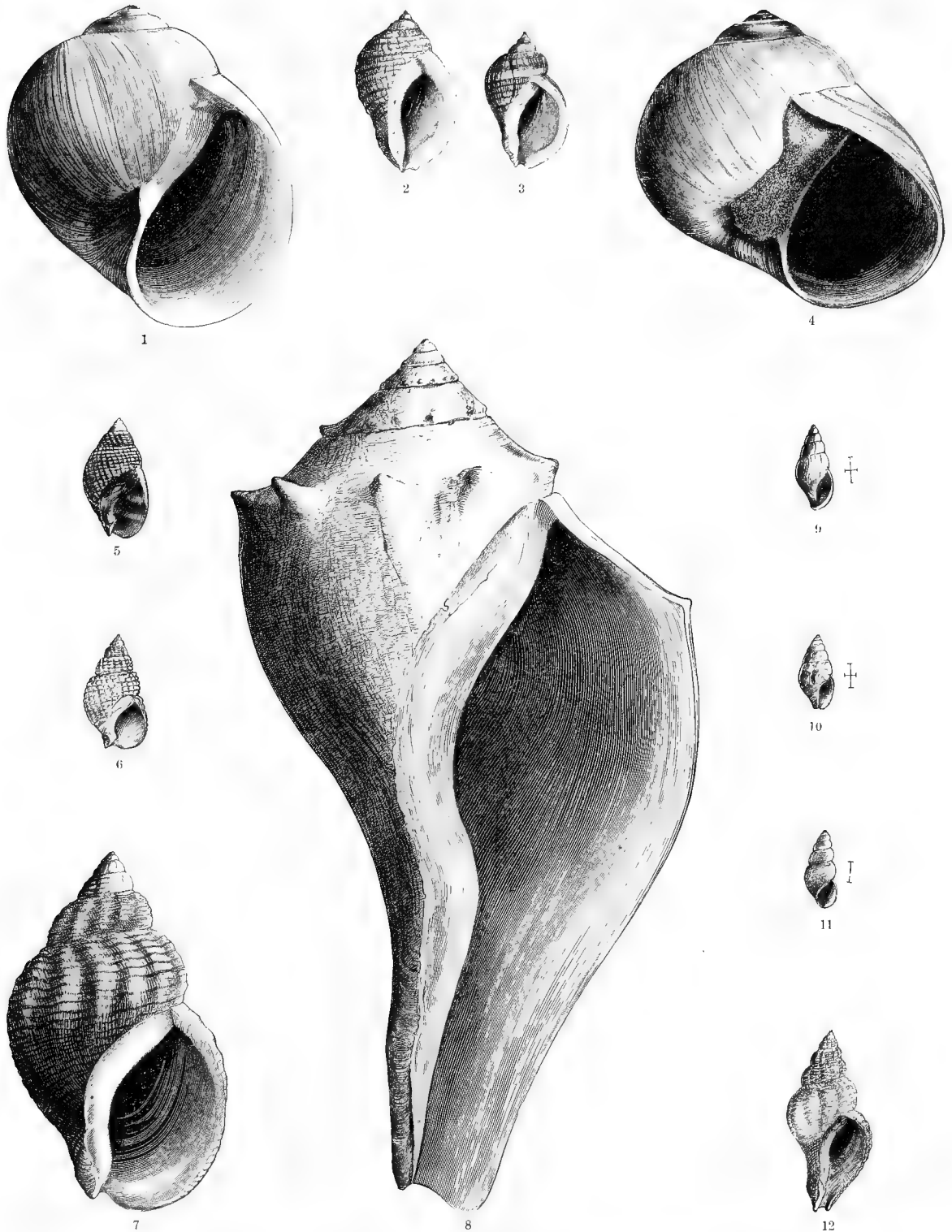
Drawing by Prof. A. E. Verrill, from specimen obtained at Fortune Bay, Newfoundland, December, 1874.



THE SHORT-FINNED SQUID.

Ommastrephes illecebrosus (Le S.), Verrill.

Drawing of young male from Provincetown, Mass.



SEA SNAILS, PERIWINKLES, DRILLS, AND BORERS.

FIG. 1. *Lunatia heros*, p. 700.

FIG. 2. *Purpura lapillus*, p. 698.

FIG. 3. *Purpura lapillus*, banded variety.

FIG. 4. *Neverita duplicata*, p. 700.

FIG. 5. *Ilyanassa obsoleta*, p. 696.

FIG. 6. *Tritia trivittata*.

FIG. 7. The Whelk, *Buccinum undatum*, p. 699.

FIG. 8. The Periwinkle, *Tulgur carica*, p. 694.

FIG. 9. *Astyris zonalis*.

FIG. 10. *Astyris lunata*.

FIG. 11. *Rissoa aculeus*.

FIG. 12. The Drill or Borer, *Urosalpinx cineria*, p. 697.

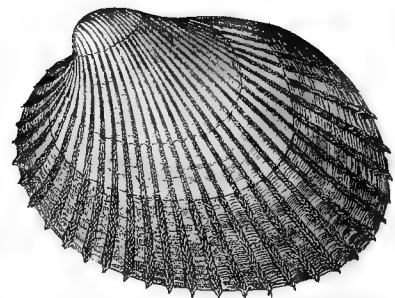

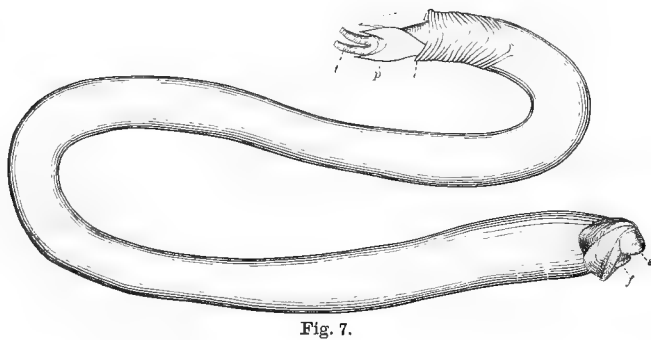

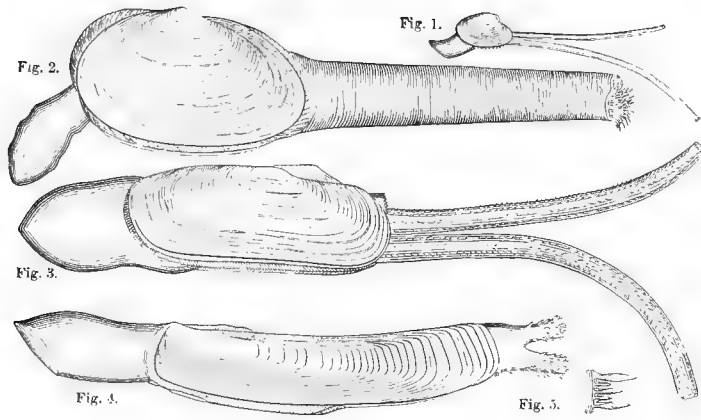


Fig. 8.

Fig. 9.

- FIG. 1. *Angulus tener*.
See Report U. S. Fish Commission. Part I, p. 677.
Animal reduced one-half.
- FIG. 2. The long clam, soft clam, or Nanninose, *Mya arenaria*.
With animal in extension, reduced to one-half the natural size.
- FIG. 3. *Taqelus gibbus*.
See Report U. S. Fish Commission. Part I, p. 675, with animal. The siphon not fully extended. One-half natural size.
- FIG. 4. The Razor Clam, *Ensatella americana*, p. 707.
With animal extended. One-half natural size.

- FIG. 5. The Razor Clam with some of the terminal papilla enlarged.
- FIG. 6. The Razor Clam, *Ensatella americana*.
Shell natural size.
- FIG. 7. The Ship Worm, *Teredo navalis*.
Enlarged two diameters.
- FIG. 8. The Scallop, *Pecten irradians*, p. 709.
Natural size.
- FIG. 9. The Bloody Clam, *Argina pexata*.
Natural size.

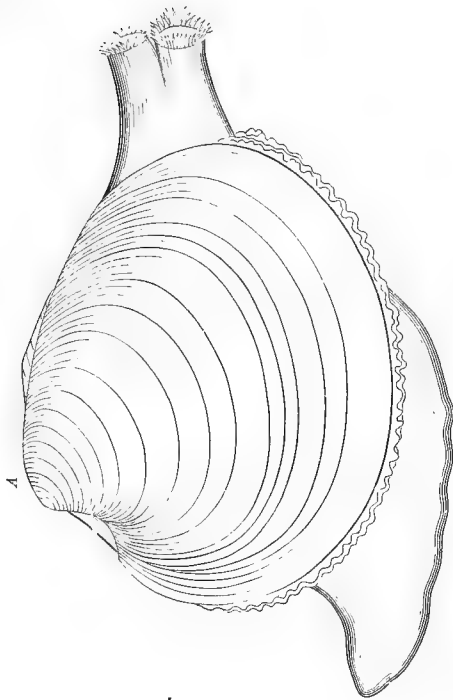


Fig. 1.

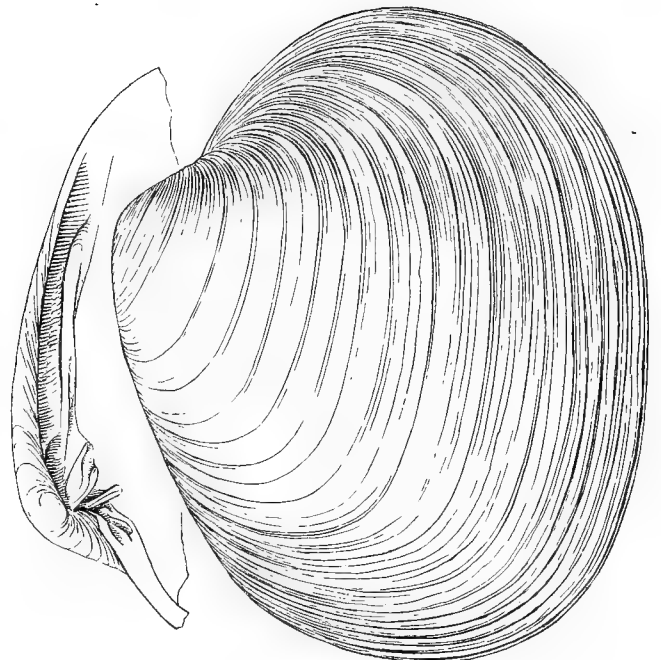


Fig. 2.

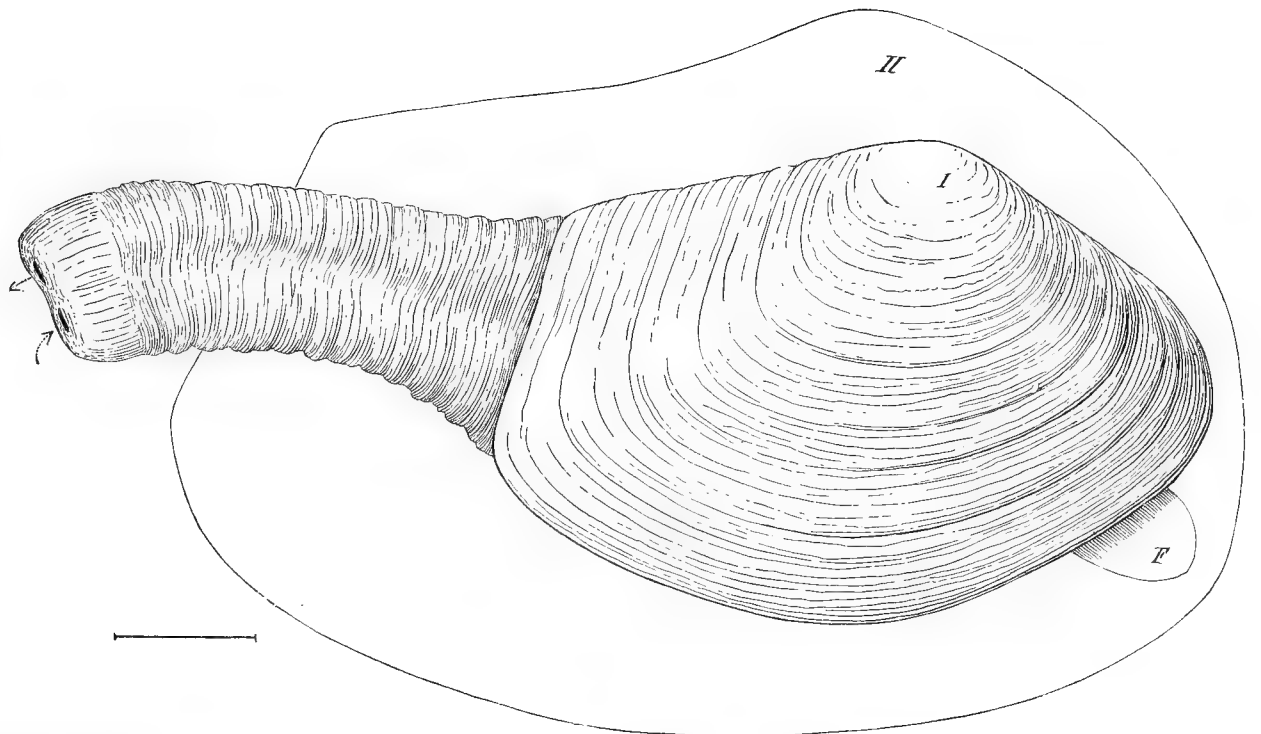


Fig. 3.

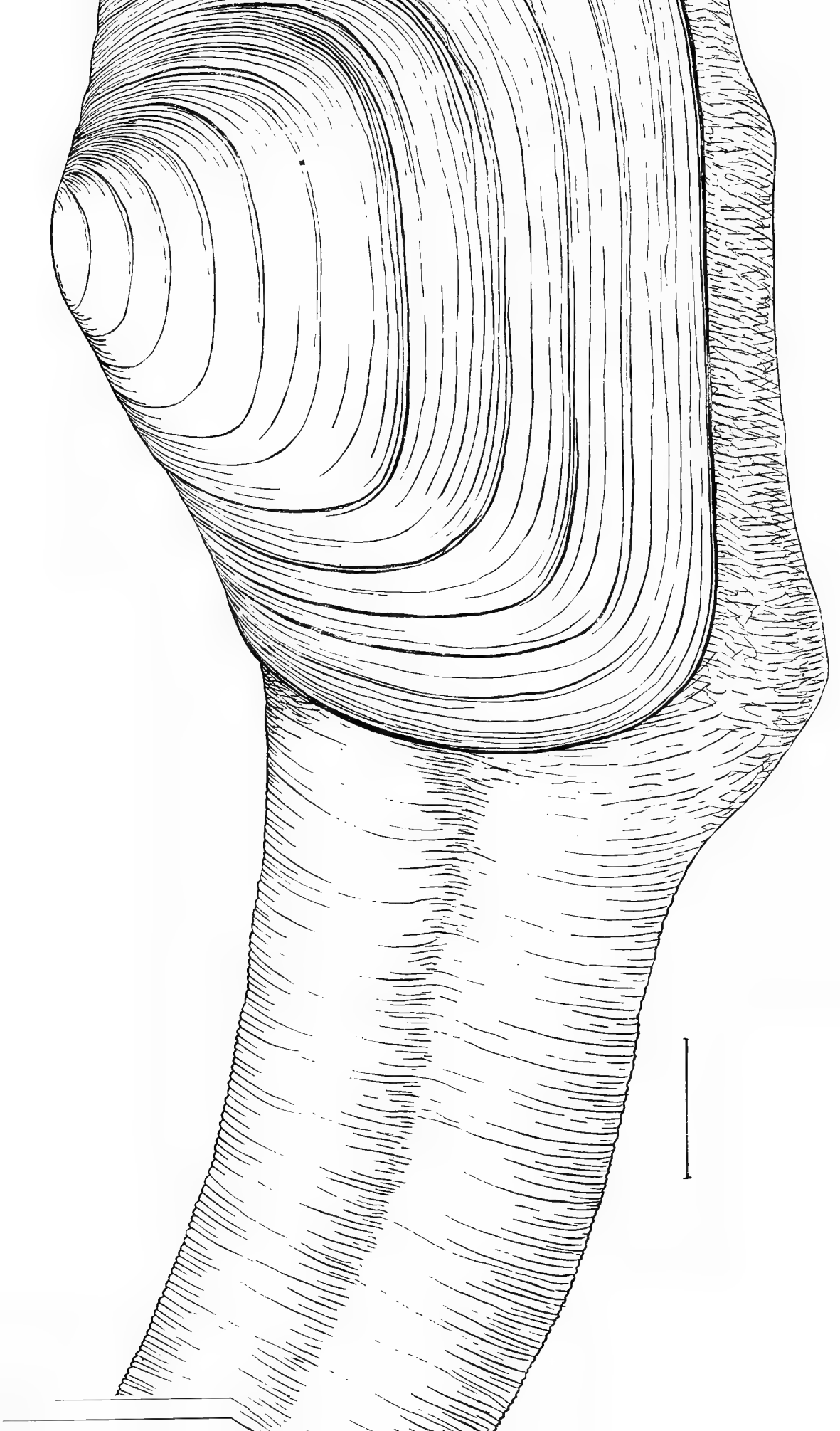
FIG. 1. The Quahaug or Little-necked Clam, *Venus mercenaria*.
Natural size.

FIG. 2. The Quahaug of Puget Sound, *Saxidomus nuttalli*.
Natural size of large specimen. Drawn by J. H. Emerton.

FIG. 3. The Gaper Clam of the West Coast, *Schizothorus nuttalli* (Conrad).

(I.) Specimen of ordinary size, reduced about one-fourth in length. The siphons are somewhat contracted; the foot (F) expands about as usual.

(II.) Outline of the left valve of a larger specimen, reduced to the same extent. Drawn from nature by R. E. C. Stearns.



THE GEODUCK, OR GIANT CLAM OF THE PACIFIC.




Fig. 1.

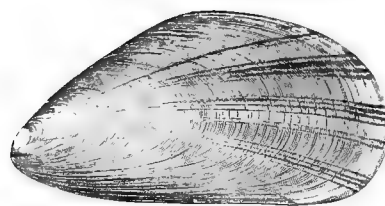


Fig. 3.




Fig. 4.

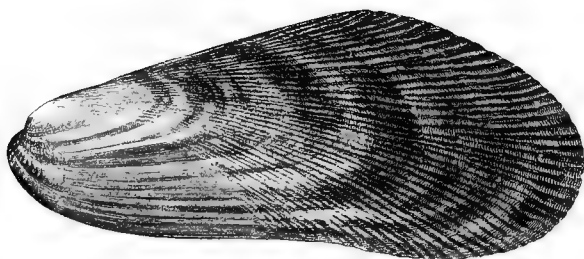


Fig. 5.




Fig. 6.




Fig. 2.

MUSSELS AND SEA CLAMS.

FIG. 1. The Beach Clam or Hen Clam, *Spisula solidissima*, p. 708.
Natural size.

FIG. 2. The Sea Clam, *Cyprina islandica*.
Natural size.

FIG. 3. The Mussel, *Mytilus edulis*, p. 709.

FIG. 4. The Black Horse Mussel, *Modiola nigra*.

FIG. 5. The Rough Mussel, *Modiola plicatula*, p. 709.

FIG. 6. The Horse Mussel, *Modiola modiolus*, p. 709.

P L A T E 259.

EXPLANATION OF FIG. 1.

- A.** Hinge or anterior umbonal end of the left valve of an adult oyster, upon which the soft parts of the animal are represented as they lie *in situ*, but with the greater part of the mantle of the right side removed.
- a u.* The auricle of the right side of the heart contracted.
- B.** Posterior or ventral end of the left valve, which in life is usually directed upward more or less, and during the act of feeding and respiration is separated slightly from the margin of its fellow of the opposite side to admit the water needful for respiration, and which also contains the animal's food in suspension.
- Bm.** Body-mass, traversed superficially by the generative ducts *g e.*
- b j.* The organ of Bojanus, or "renal" organ, of the right side of the oyster. (The ducts which it sends into the mantle are not shown, nor is its connection with the genito-urinary sinus *s* indicated.)
- b p.* The large branchial pores which open from the subdivided cavities of the pouch-like gills *g* into the cloaca *cl.*
- br.* The anterior branchiocardiac "vein," which conveys part of the blood from the gills to the auricle.
- c.* Right pericardiac membrane, which has been thrown back over *M* in order to expose the heart *ve* and *au.*
- cl.* Cloacal space, through which the water used in respiration passes out, and into which the excrement of the animal is discharged from the vent *v.*
- d.* Nervous commissure of the right side, which connects the parieto-splanchnic with the supra-oesophageal ganglion.
- g.* Gills, which extend as four flattened transversely, subdivided sacks from the palps *p* to the point *y*, at the edge of the mantle.
- g e.* Superficial net-work of the generative ducts as they appear when the oyster is spawning.
- h.* Groove in the hinge end of the left valve, which receives the ridge developed in the corresponding situation on the right one.
- l.* Dark brown elastic body or ligament by which the valves are held together at the hinge.
- M.** Great adductor muscle, which is here viewed from the end, and which is attached to the inner faces of the valves over the dark purple scars. It opposes the elastic ligament and closes the valves, and corresponds to the posterior adductor muscle of dimyary mollusks.
- m.* Mouth.
- m t.* Mantle of the left side fringed with two rows of tentacles; *m t'*, portion of the mantle of the right side.
- n* to *z* marks the extent to which the right and left leaves of the mantle are joined together; the hood thus formed above and at the sides of the palps is called the cucullus.
- P.** Palps exposed, a part of the cucullus on the right being cut away.
- p d.* Pedal muscle of right side, which is also inserted upon the shell of the same side.
- p g.* Parieto-splanchnic ganglion.
- s.* Genital opening of the right side.
- s g.* Supraoesophageal ganglion.
- v.* Vent or anus.
- v e.* Ventricle of the heart, which is dilated, or in the condition of diastole.
- x x x.* Areas at the edge of the inner surface of the shell, where intruded mud has been inclosed by a thin laminae of shelly matter deposited by the mantle.
- y.* Point at the posterior extremity of the gills, where the right and left leaves of the mantle are joined together by the membrane which supports the gills.

EXPLANATION OF FIG. 2.

This figure was drawn from a dissection of a hardened specimen which had been removed from the shell, and is viewed from the left side, the superficial tissues of the left half of the body-mass having been removed in order to display the surface of the "liver" *L*, with its large clusters of minute follicles, and part of the course of the intestine *t*. At *j* the widened pyloric part of the intestine is shown, which incloses the crystalline style. The ventricle *ve* and auricle are much contracted, and a spacious pericardiac space is shown on either side of it. *g e.* Stratum of reproductive follicles. The remaining letters of reference, are the same as in Fig. 1.

EXPLANATION OF FIG. 3.

This figure of the viscera of the oyster is also drawn in part from the hardened soft parts, but is viewed from the right side. The great ducts *d* of the "liver" *L* are shown cut open longitudinally, and are represented as opening directly into the cavity of the stomach *st*, in front of which the oesophagus *oe* is also shown running back from the mouth *m*. This figure shows almost the entire intestine, with its widened anterior end *j*, and its course and curvature as here represented is what will be found constant, even when hundreds of specimens are examined. Nearly all the substance of the body-mass has been carefully removed from the right half of the body, and where the edges of the body have been cut through the stratum of reproductive tissue *g e* is also shown. The corrugated outer surface of the inner or lower palp at *P*. The remaining letters have the same significance as in the previous figures.

EXPLANATION OF FIG. 4.

This represents a section or slice out from the soft parts of an oyster at the level of the dotted line *o* in Fig. 3, and viewed from its anterior surface. The tissues and structures which have been cut across in this section are as follows:

- a'*. The dorsal or posterior branch of the great splanchnic artery.
- a''*. The anterior or ventral branch of the splanchnic artery.
- b r.* Branchial vessels.
- c.* The connective tissue which envelopes the organs contained in the body-mass and forms the principal portion of the substance of the animal in winter.
- g.* The gills cut across, showing their hollow interiors.
- g e.* Stratum of reproductive follicles, which immediately underlies the mantle layer *m t*. Intestinal canal cut through at two points, *i i* posteriorly and anteriorly, showing the manner in which the intestinal walls are folded inwards upon themselves.
- L L.** Right and left lobes of the liver, embedded in the connective tissue and most considerably developed at the sides and below the stomach.
- s b.* Suprabranchial space.
- s t.* Stomach, showing its irregular form and connection by means of spacious ducts with the "liver."
- v c.* Vena cava.

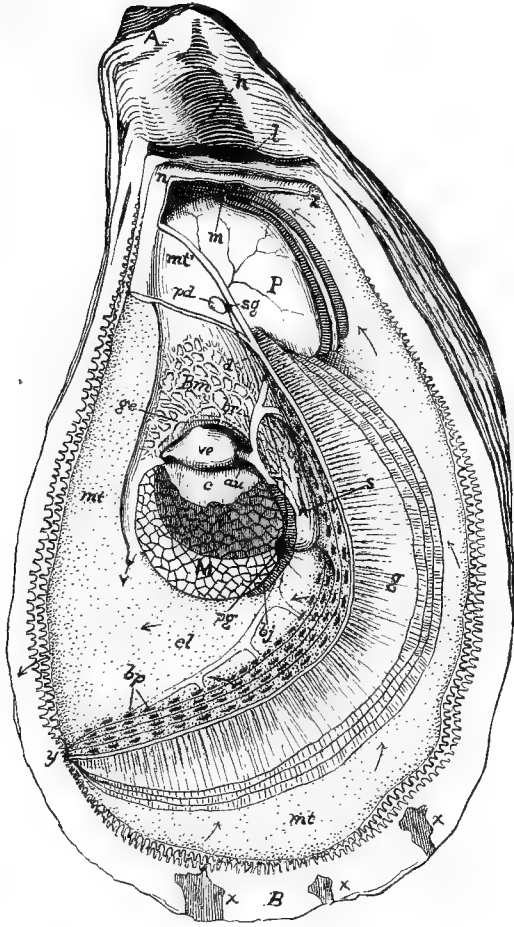


Fig. 1.

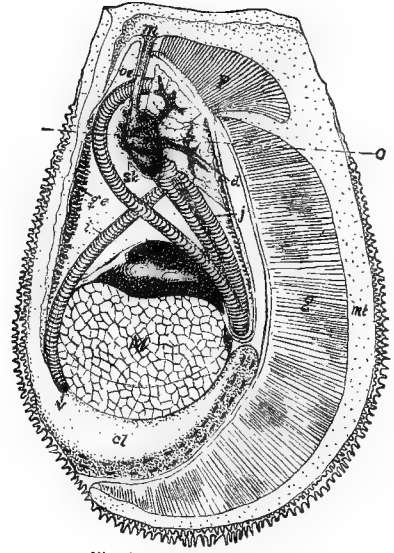


Fig. 3.

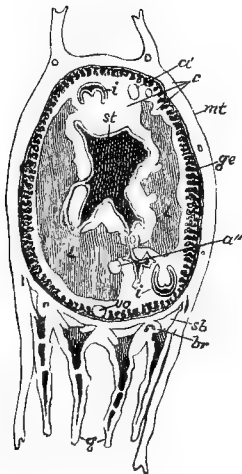


Fig. 4.

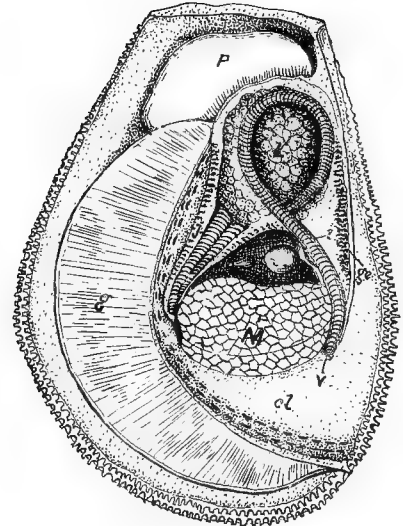
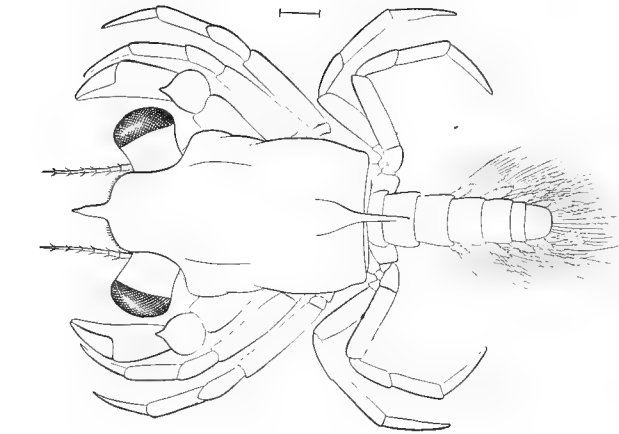
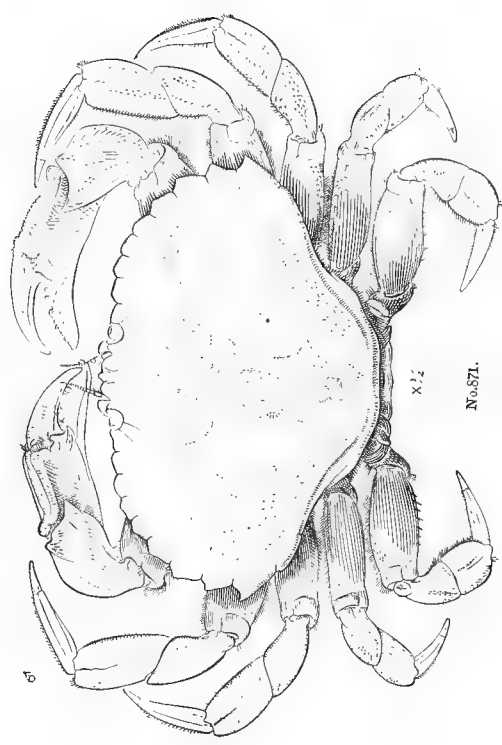


Fig. 2.

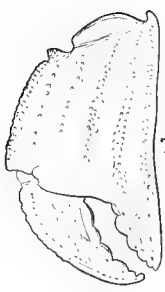
For explanation of figures see opposite page.



No. 506
Fig. 3.



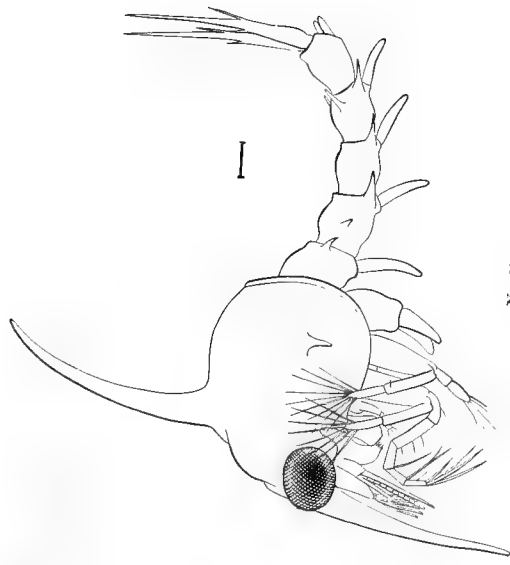
No. 571.
Fig. 1.



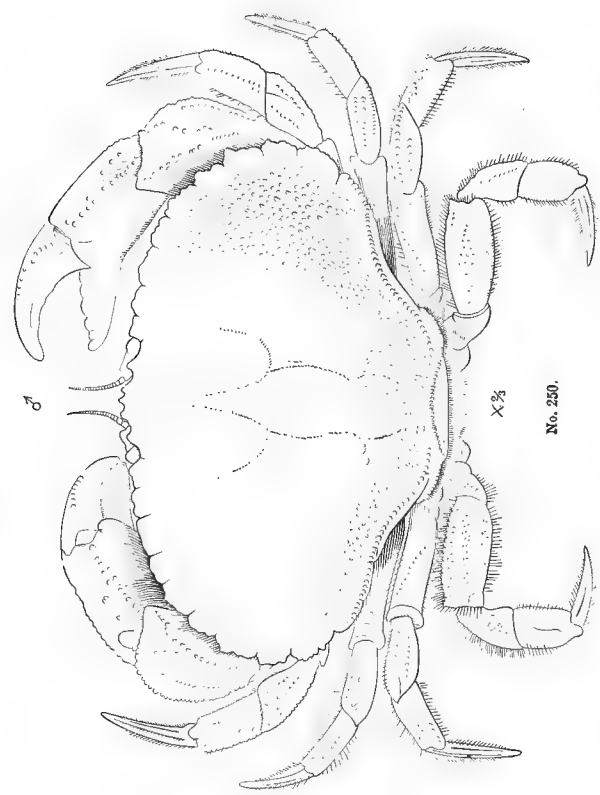
x 3/4
Fig. 5.



No. 231.
Fig. 6.



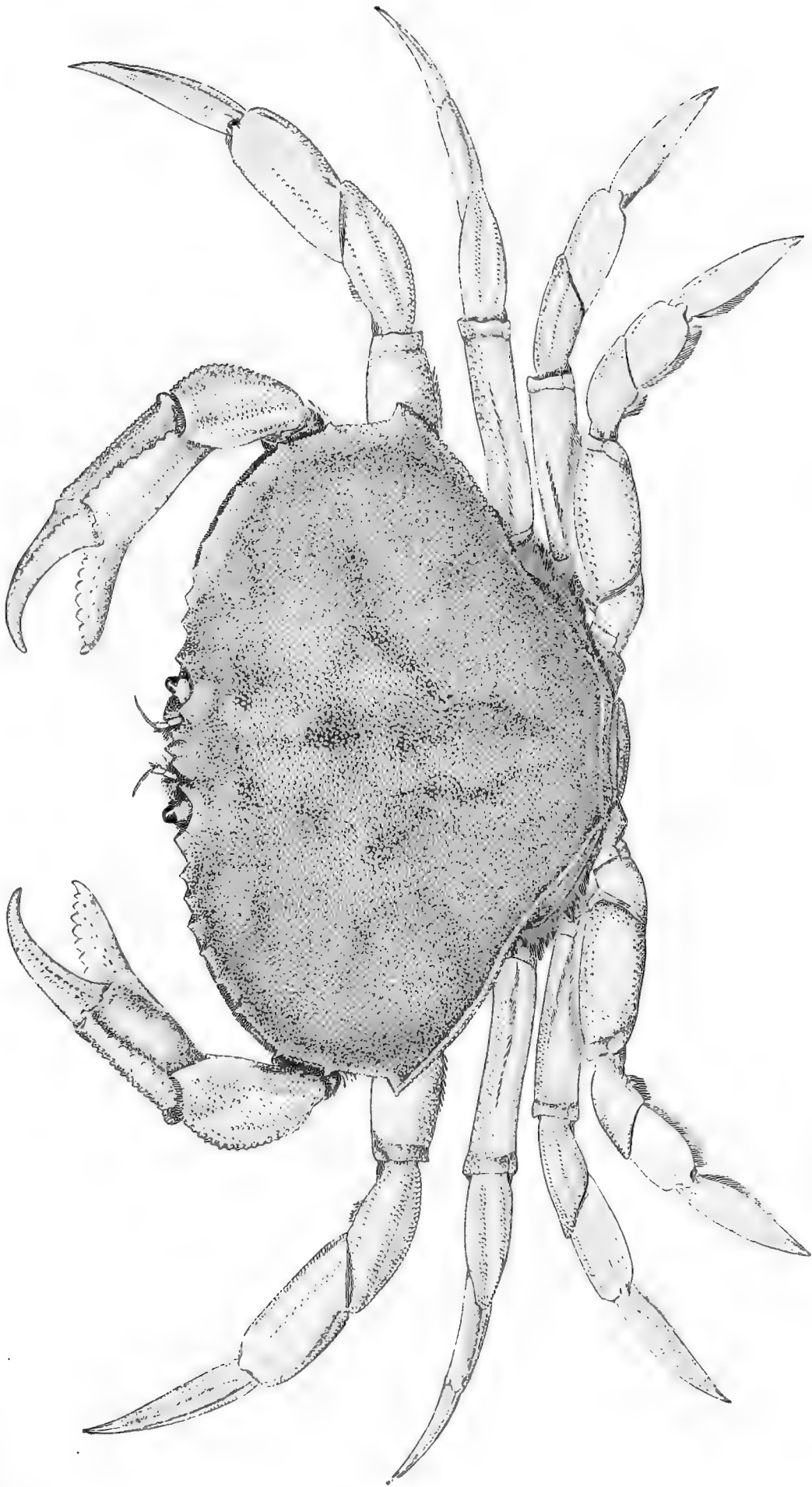
No. 505
Fig. 2.



No. 250.
Fig. 4.

FIG. 1. The Rock Crab, *Cancer irroratus*, Say; male, one-half natural size.
FIG. 2. Zoëa of the same, in the last stage before it changes to the megalops condition; lateral view, enlarged seventeen diameters.
FIG. 3. Megalops stage of the same, just after the change from the zoëa condition; dorsal view, enlarged thirteen diameters.

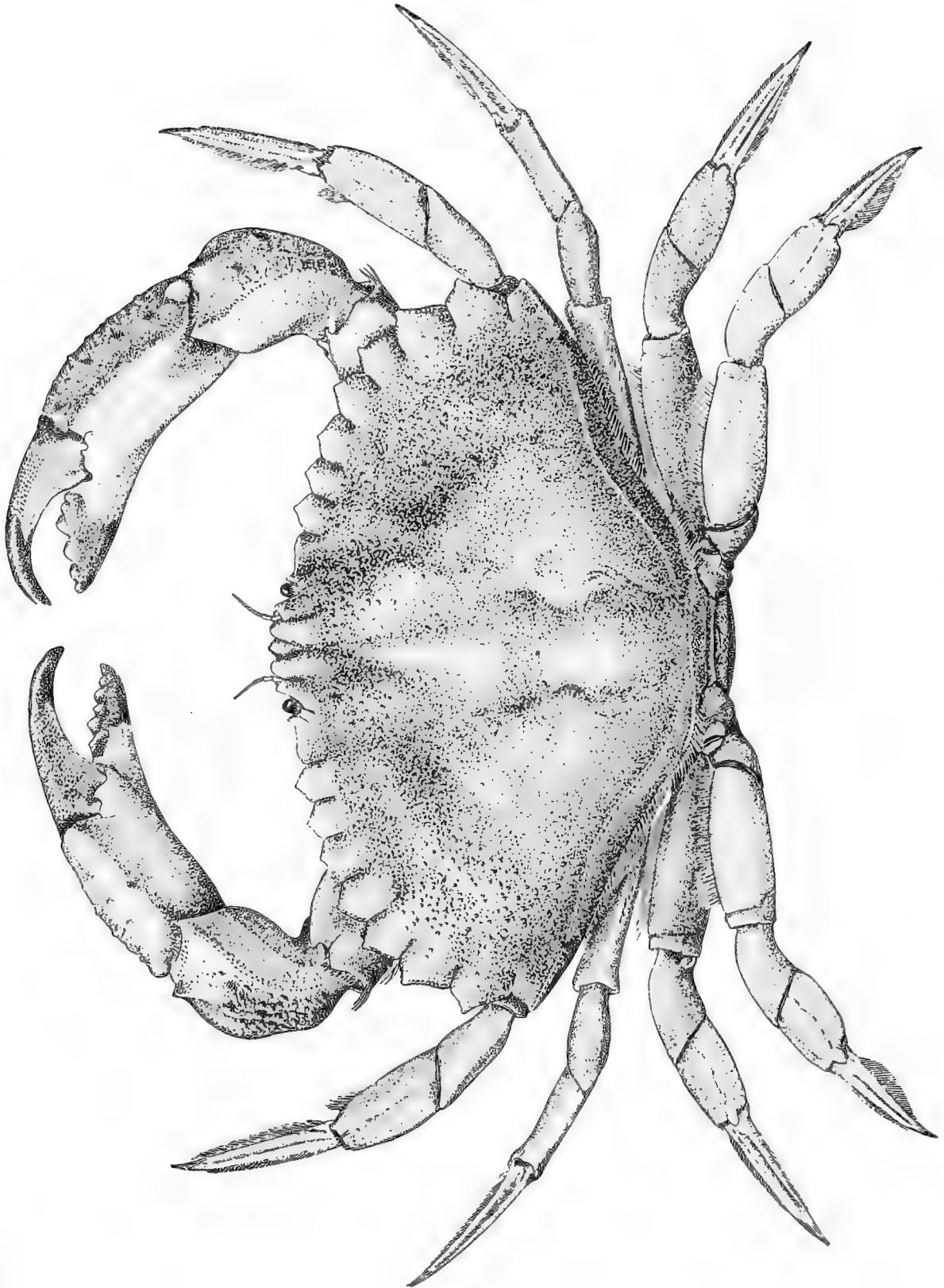
FIG. 4. The Jonah Crab, *Cancer borealis*, Stimpson; male, two-thirds natural size.
FIGS. 5, 6. Terminal joints of the big claws of the same, viewed from the outer side, natural size.
Drawings by J. H. Emerton.



THE COMMON CRAB OF THE PACIFIC COAST. (Male, somewhat smaller than natural size.)

Cancer magister, Dana. (p. 770.)

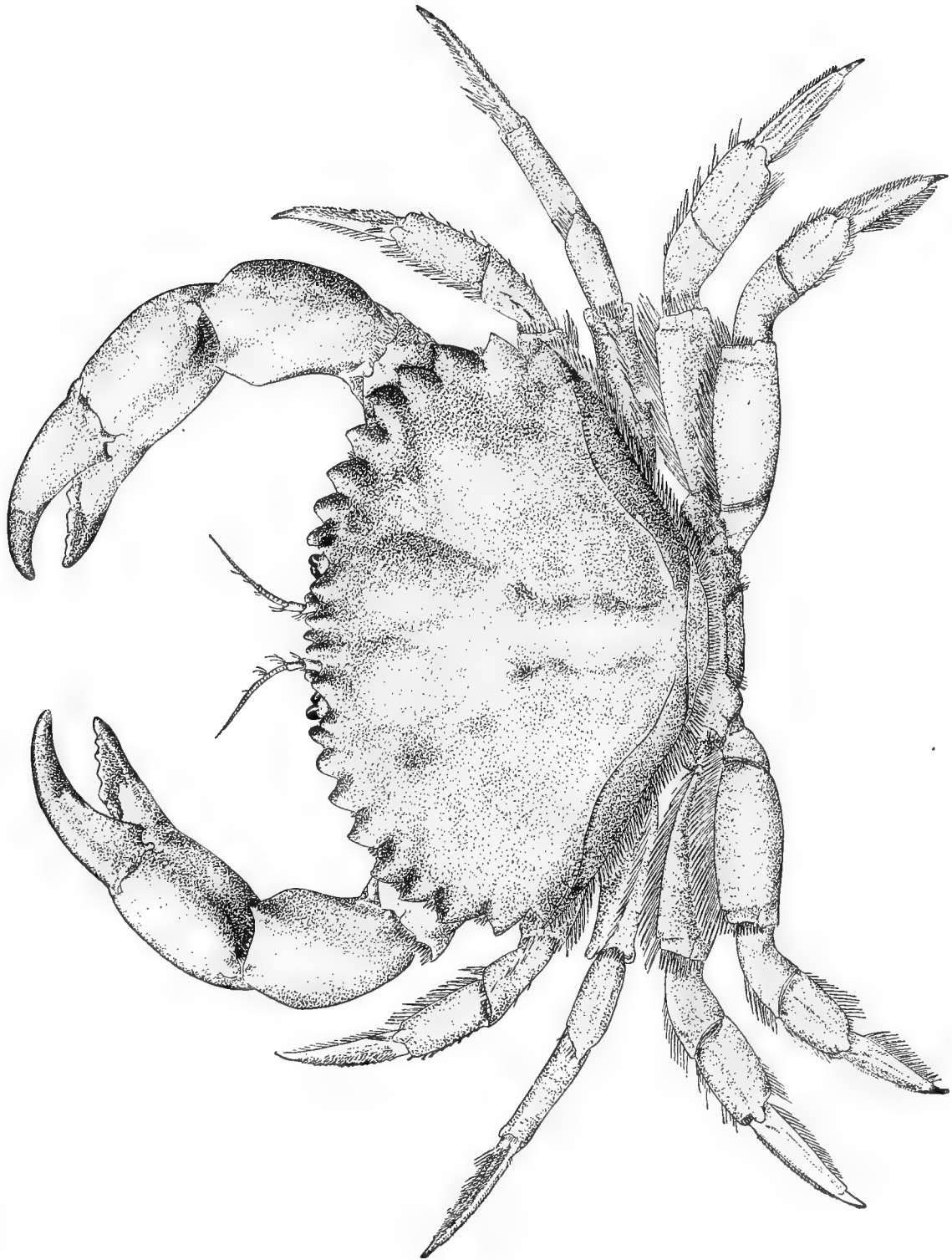
Drawing by H. L. Todd, from No. 2553, U. S. National Museum. California, William Stimpson.



THE RED CRAB. (Male, natural size.)

Cancer productus, Randall. (p. 771.)

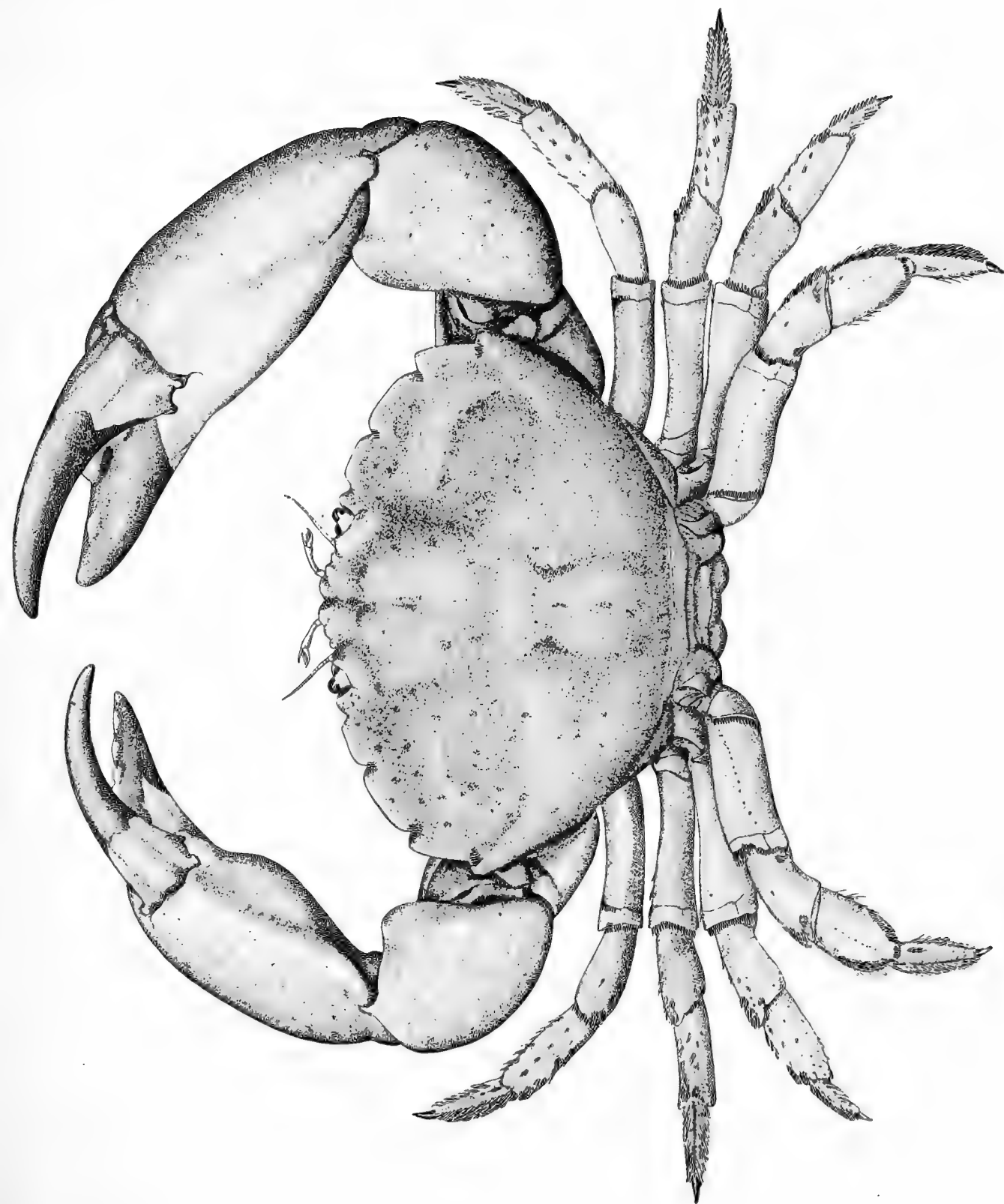
Drawing by H. L. Todd from No. 2529, U. S. National Museum. San Francisco, Cal., H. Hemphill.



THE CALIFORNIA ROCK CRAB. (Natural size.)

Cancer antennarius, Stimpson. (P. 771.)

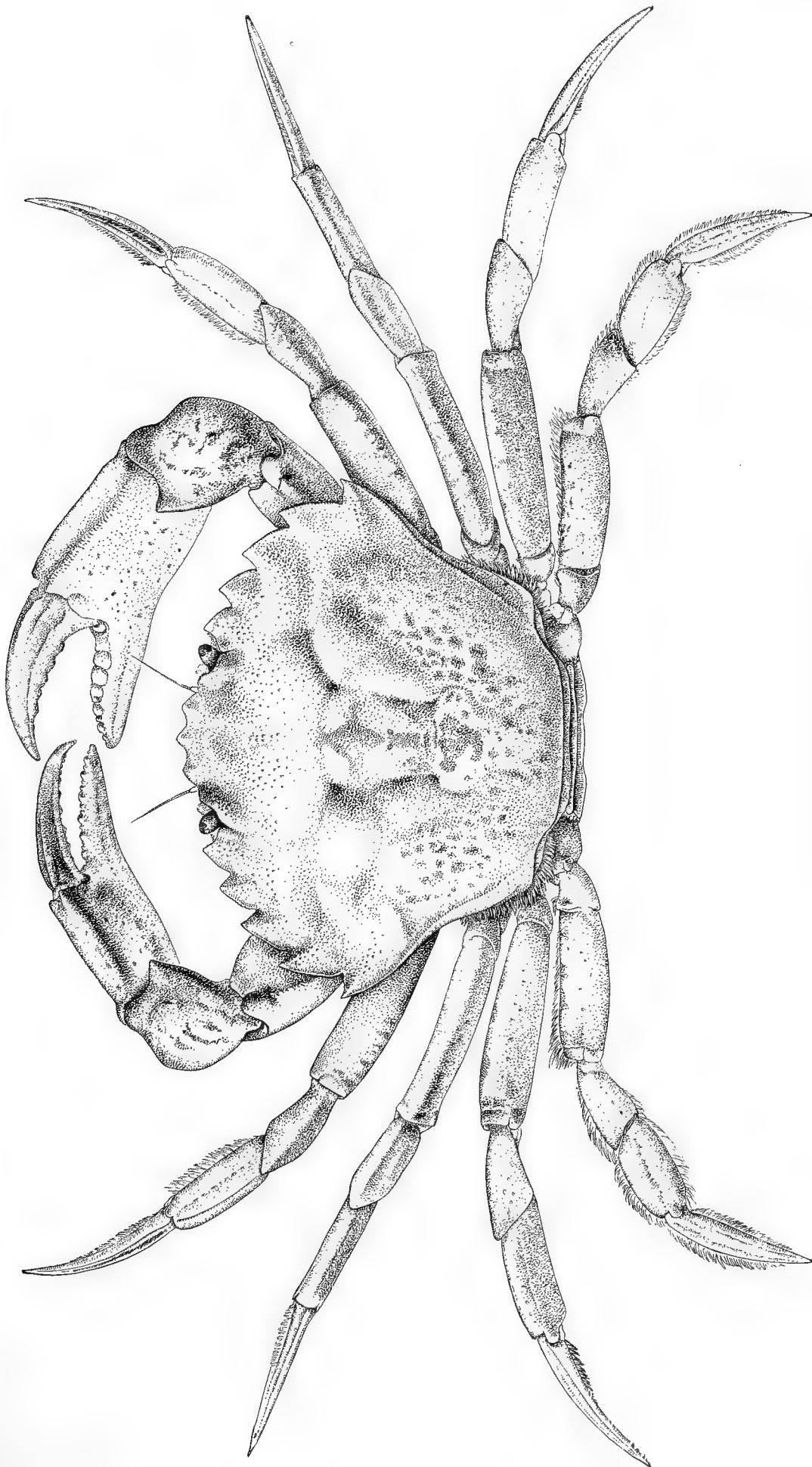
Drawing by H. L. Todd, from No. 2033, U. S. National Museum. California, William Stimpson.



THE STONE CRAB. (Male, about four-fifths the natural size.)

Menippe mercenarius, Gibbes. (p. 772.)

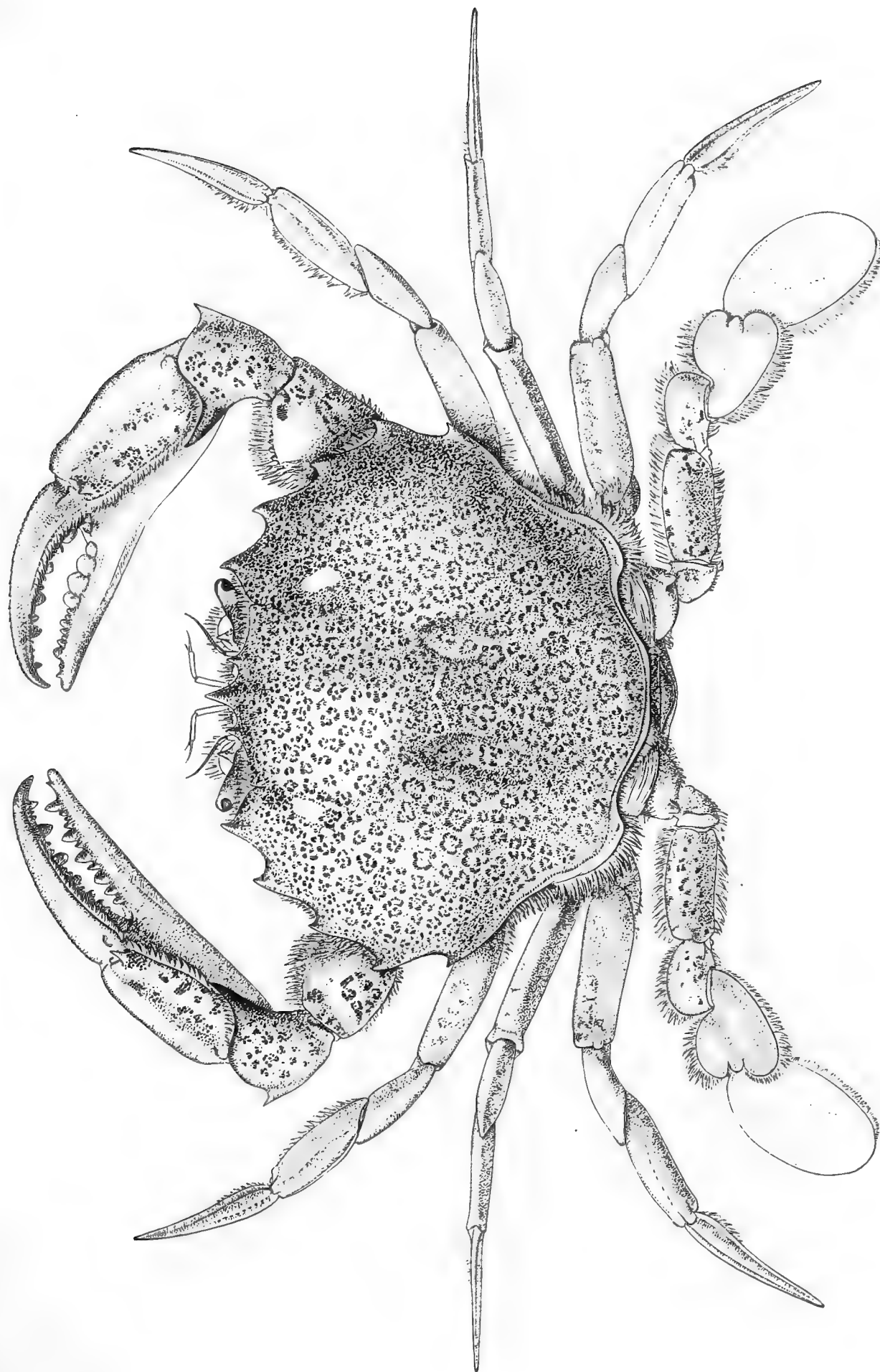
Drawing by H. L. Todd, from specimen obtained at Charleston, S. C.



THE GREEN CRAB. (Slightly enlarged.)

Carcinus maenas, Leach. (p. 774.)

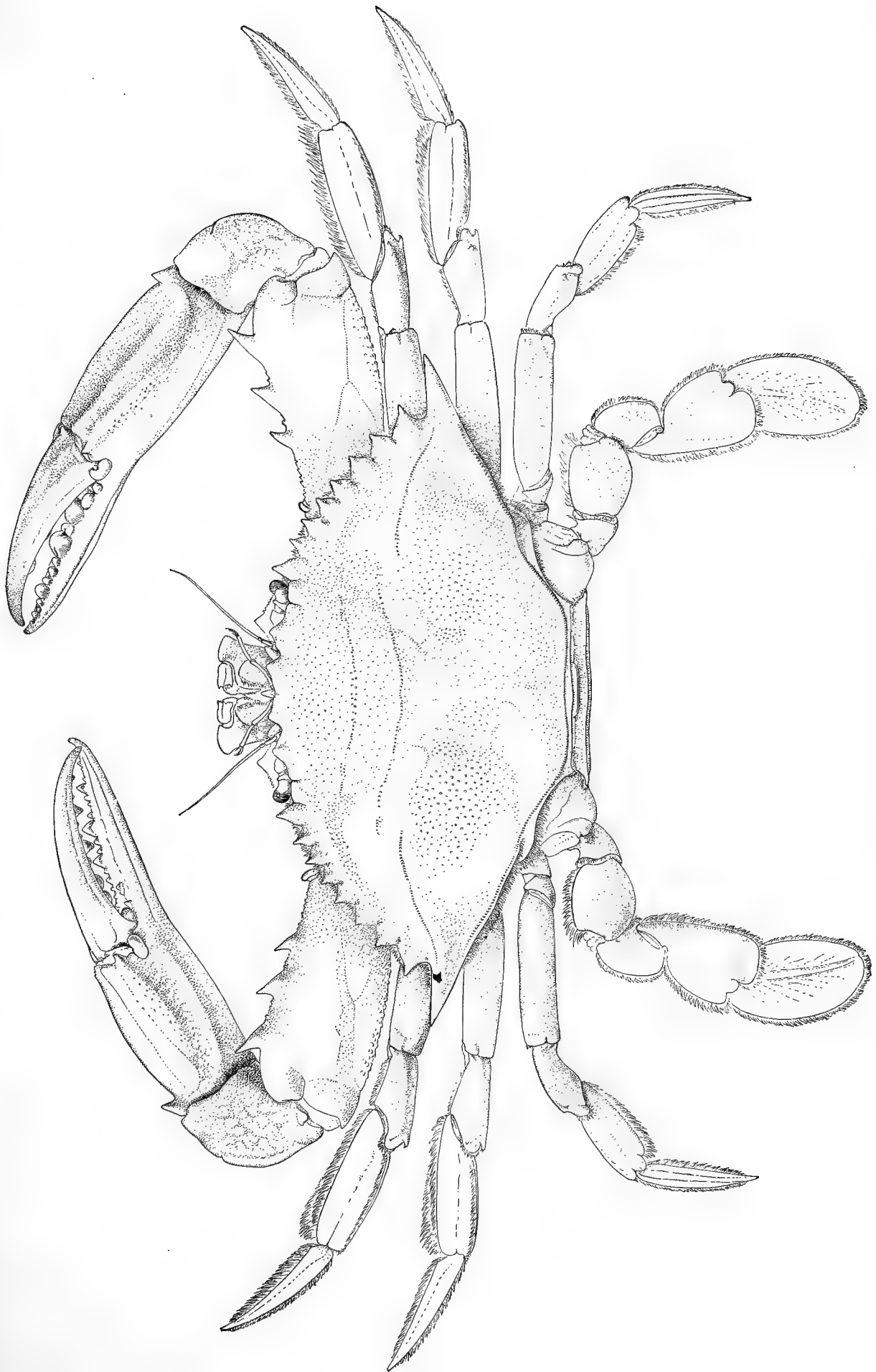
Drawing by J. H. Emerton, from specimen obtained at Wood's Holl, Mass., 1882.



THE LADY CRAB. (About one-third larger than natural size.)

Platyonichus ocellatus, Latreille. (p. 774.)

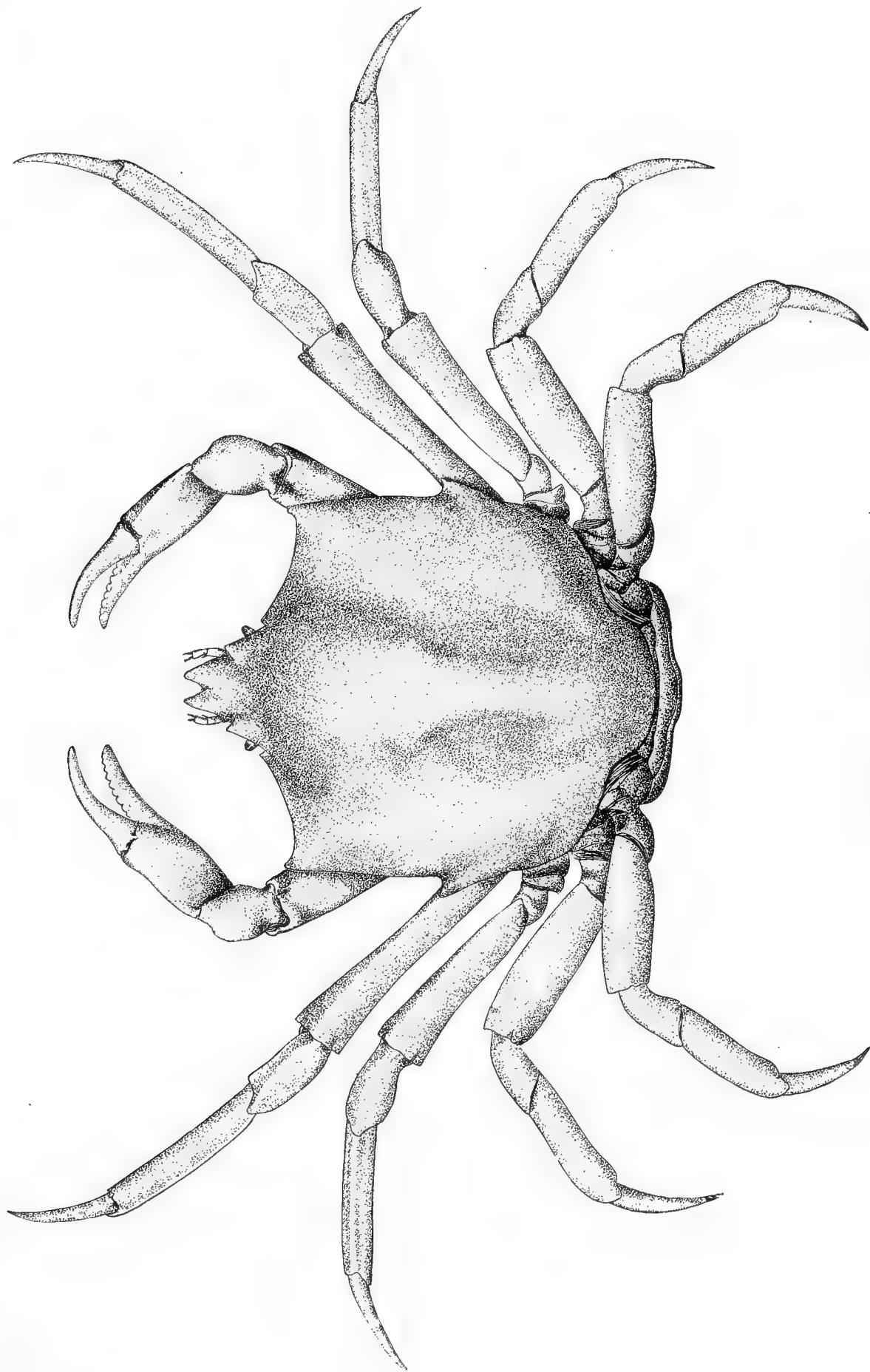
Drawing by J. H. Emerton, from specimen obtained at Wood's Holl, Mass., 1862.



THE COMMON EDIBLE OR BLUE CRAB.

Callinectes hastatus, Ordway. (p. 775.)

Drawing by J. H. Emerton, from specimen obtained at Wood's Holl, Mass., 1882.



THE KELP CRAB. (Female, natural size.)

Epialtus productus, Randall. (p. 778.)

Drawing by H. L. Todd, from No. 2139, U. S. National Museum. Pacific coast of the United States, Dr. Suckley.

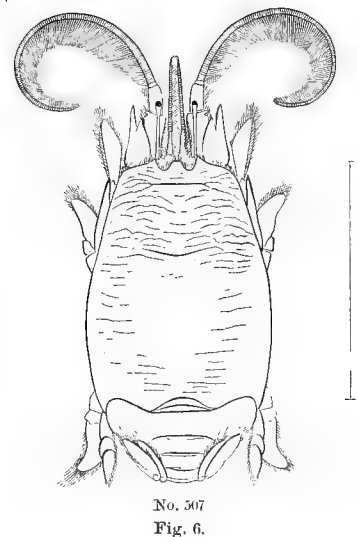
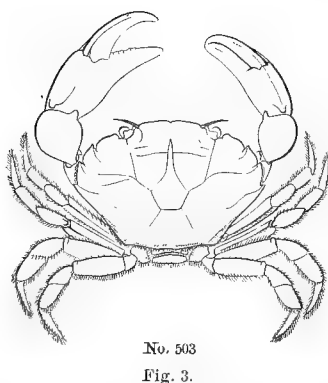
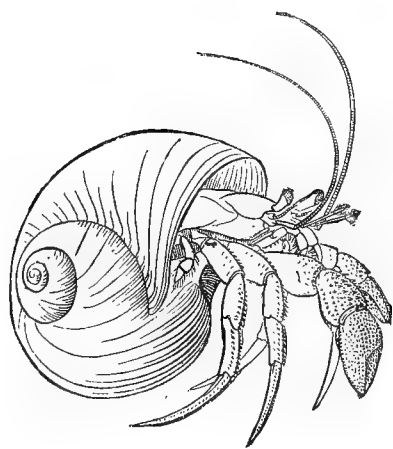
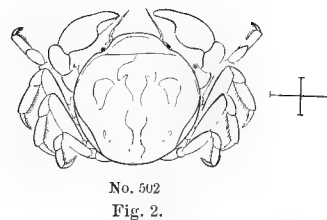
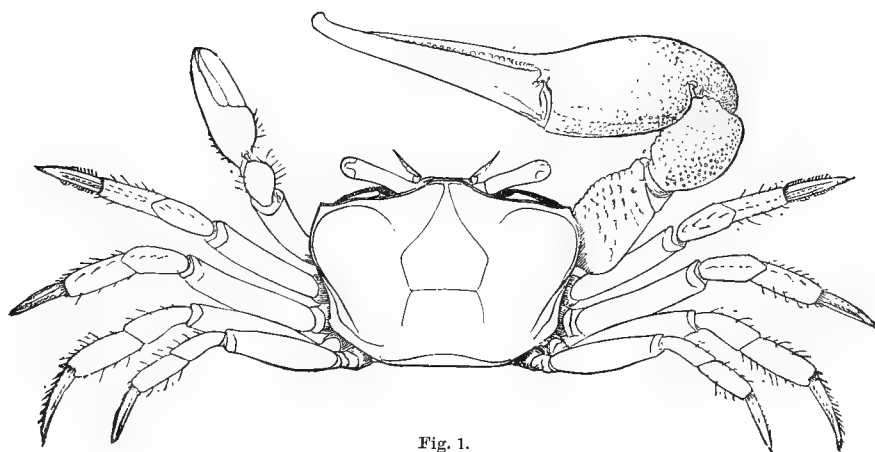
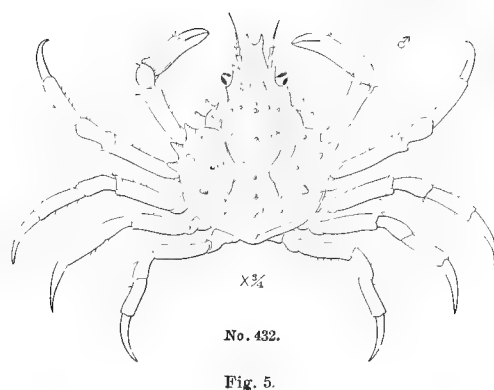
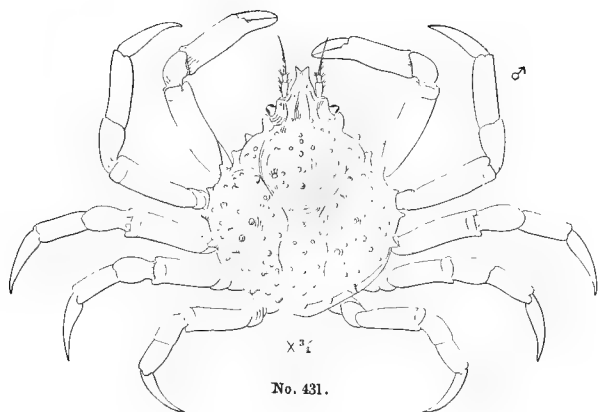
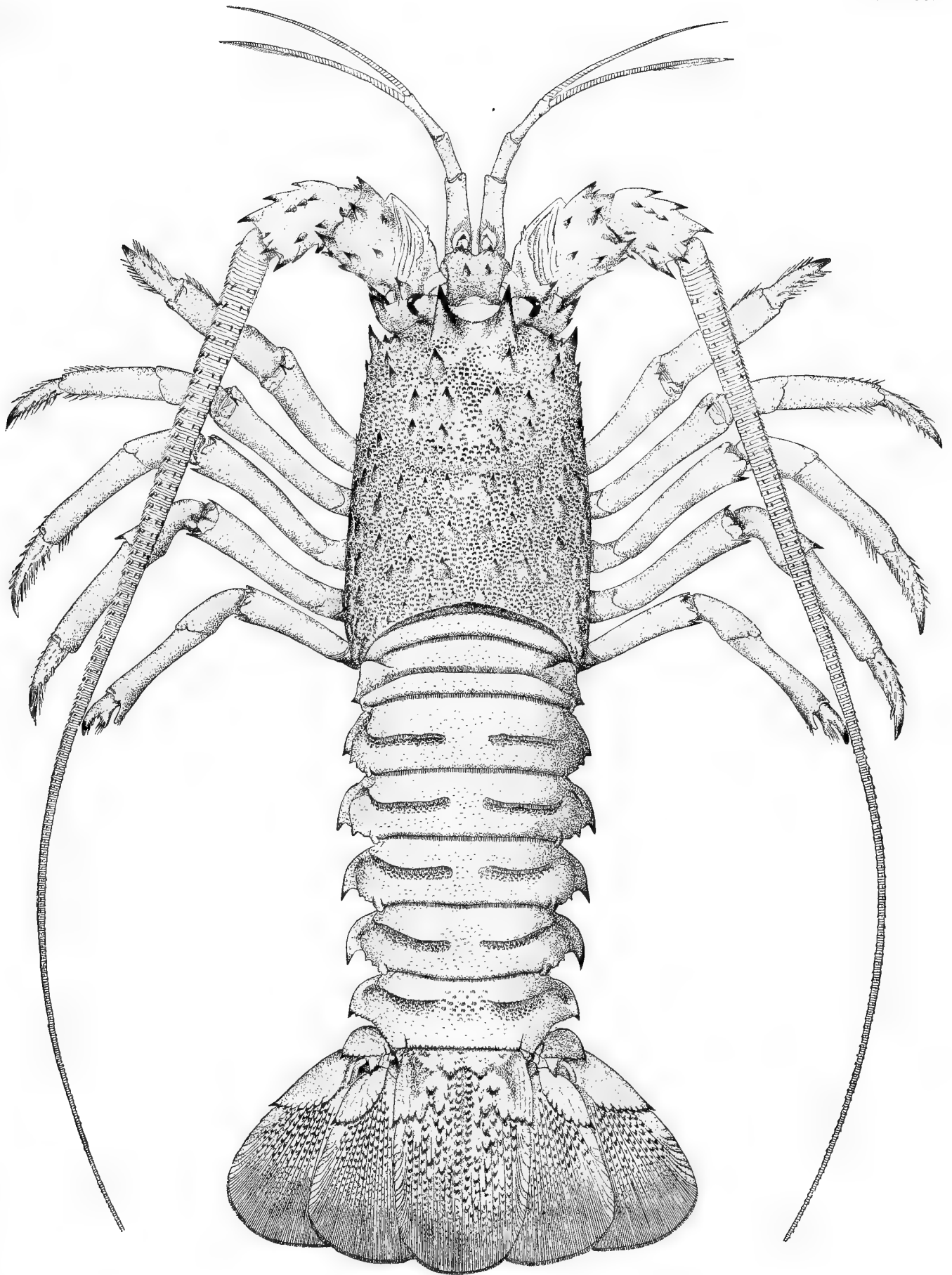


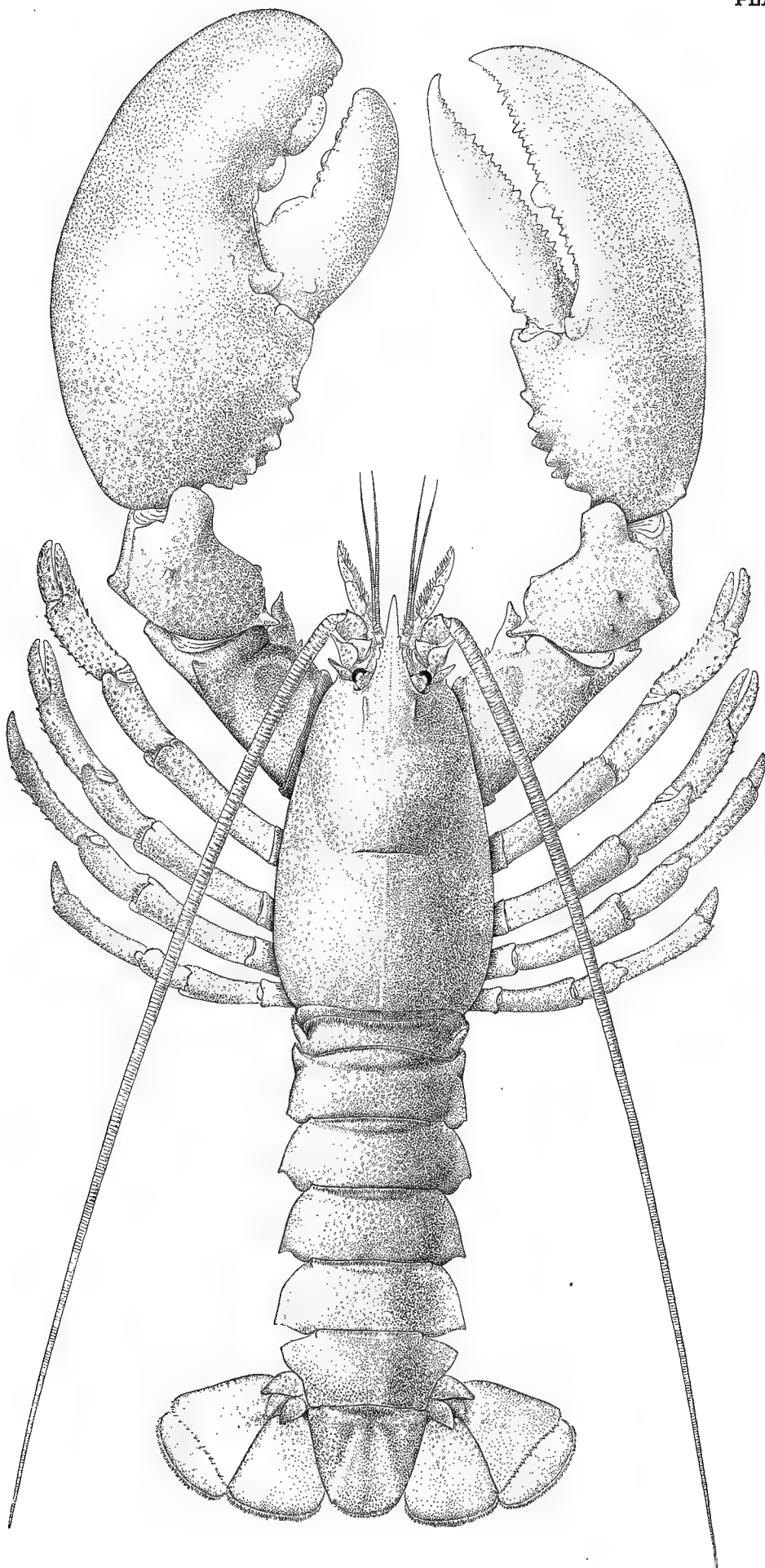
FIG. 1. The Fiddler Crab, *Gelasimus pugilator*, Latreille; male, slightly enlarged.
 FIG. 2. The Oyster Crab, *Pinnotheres ostreum*, Say; male, enlarged four diameters.
 FIG. 3. The Mud Crab, *Panopeus depressus*, Smith; male, natural size.
 FIGS. 4, 5. The Spider Crabs. Fig. 4, *Libinia emarginata*, Leach; male. Fig. 5, *Libinia dubia*, Edwards; male. Both three-fourths natural size of small specimens.
 FIG. 6. The Sand Bug or Bait Bug, *Hippa talpoida*, Say; enlarged about two diameters.
 FIG. 7. The Hermit Crab, *Eupagurus bernhardus*, Brandt; about two-thirds natural size.
 Drawings by J. H. Emerton.



THE SPINY LOBSTER, OR ROCK LOBSTER. (Somewhat smaller than natural size.)

Panulirus interruptus, Randall. (p. 780.)

Drawing by H. L. Todd, from specimen obtained on the coast of California

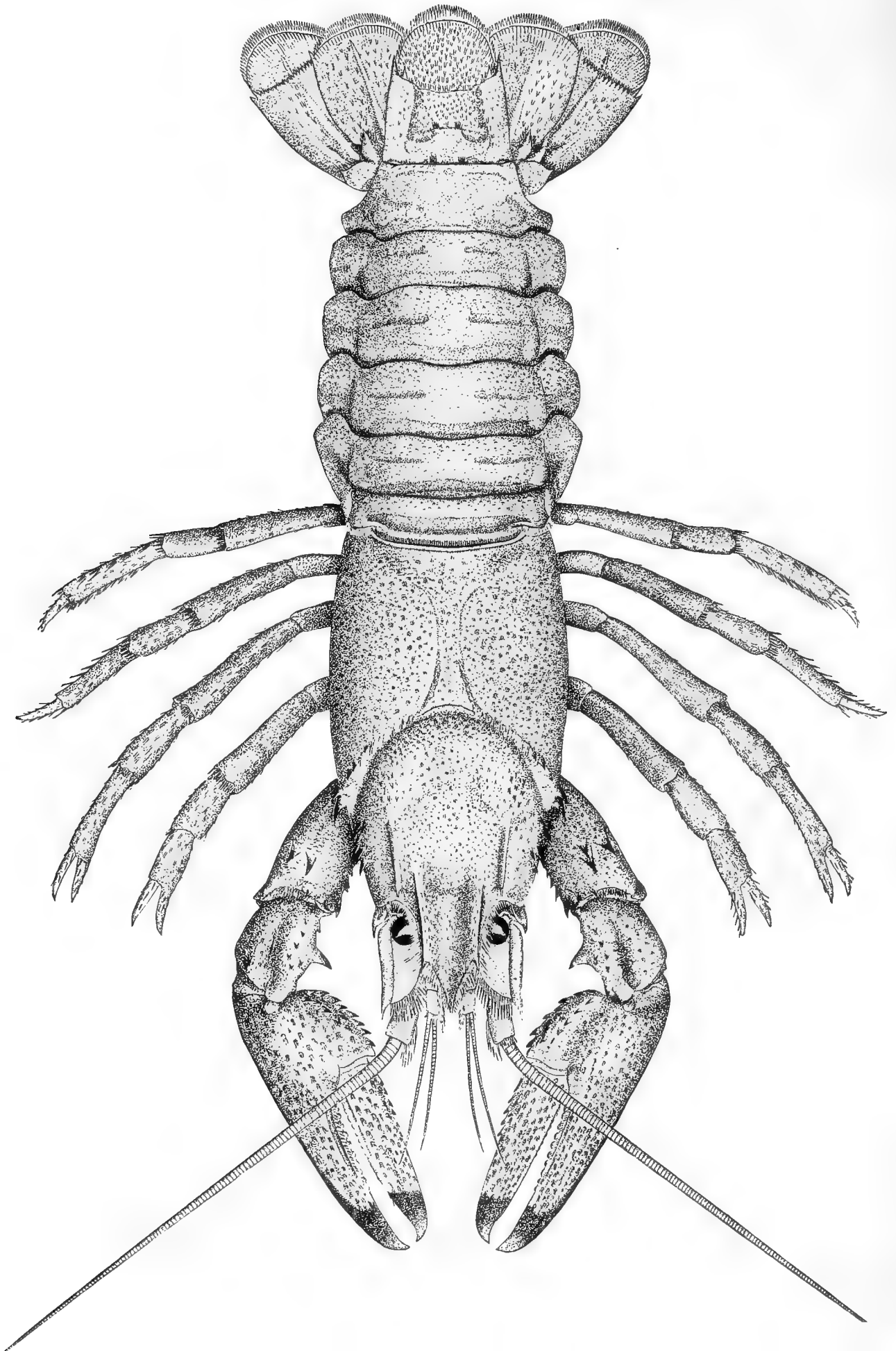


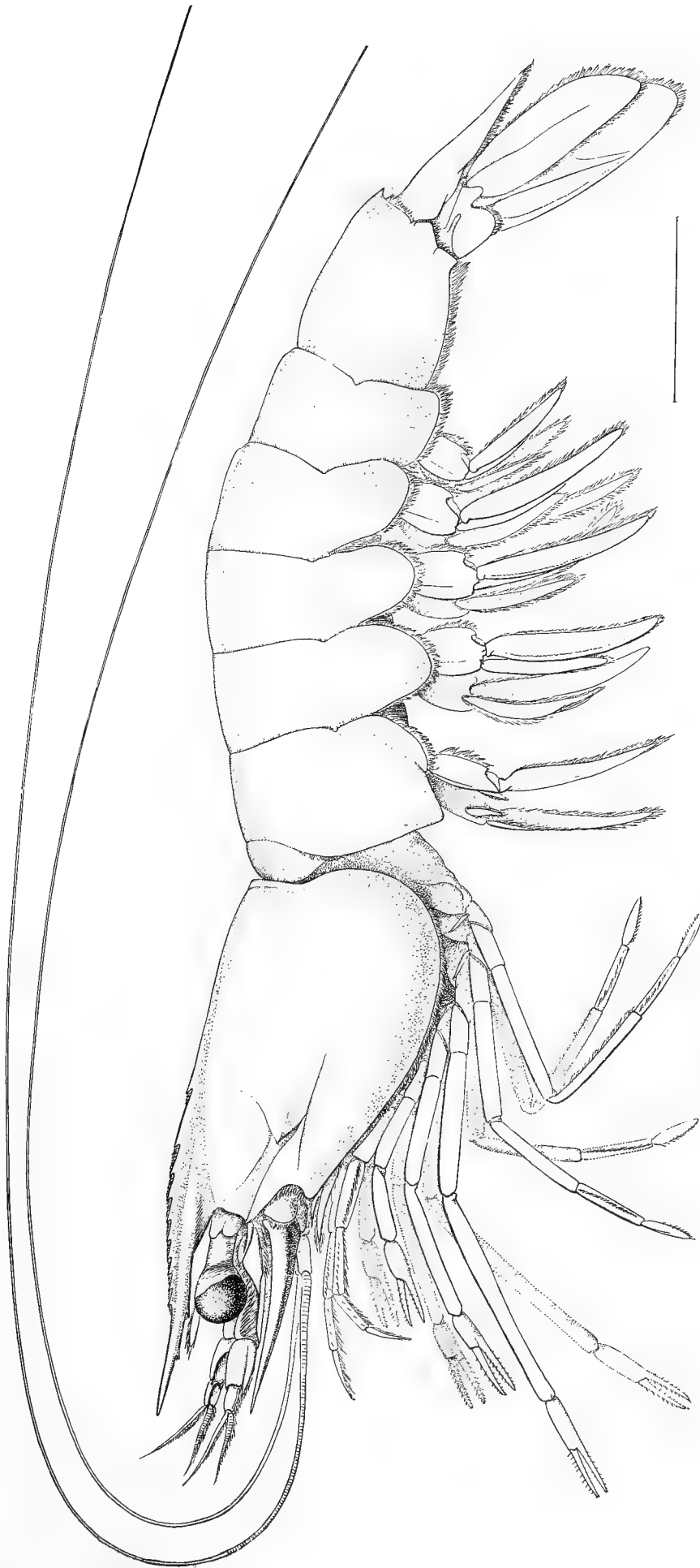
THE AMERICAN LOBSTER. (Male, much below natural size.)

Homarus americanus, Edwards. (p. 781.)

Drawing by J. H. Emerton, from specimen obtained at Eastport, Me., 1882.

THE RIVER CRAY-FISH. (One and one-half times natural size.)

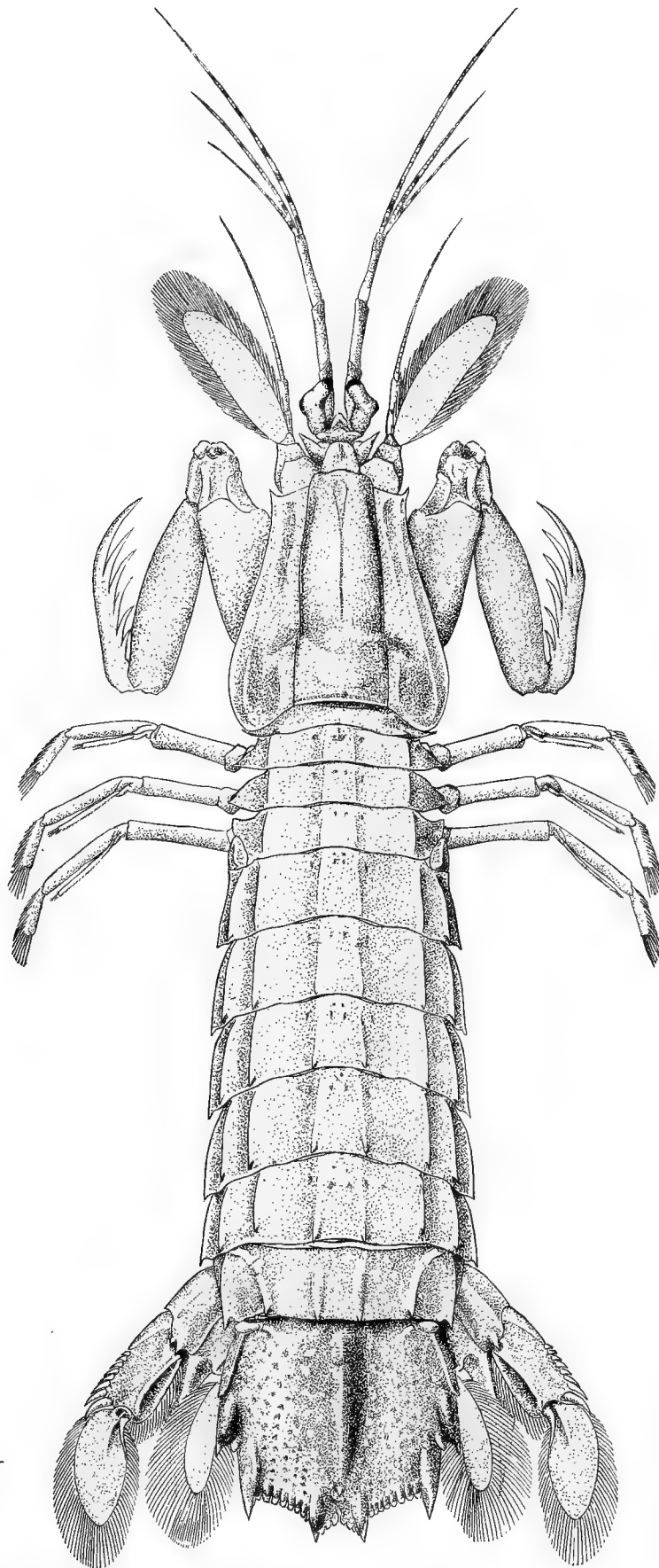




THE SOUTHERN SHRIMP. (About one-fifth larger than natural size.)

Penaeus setiferus, Edwards. (p. 821.)

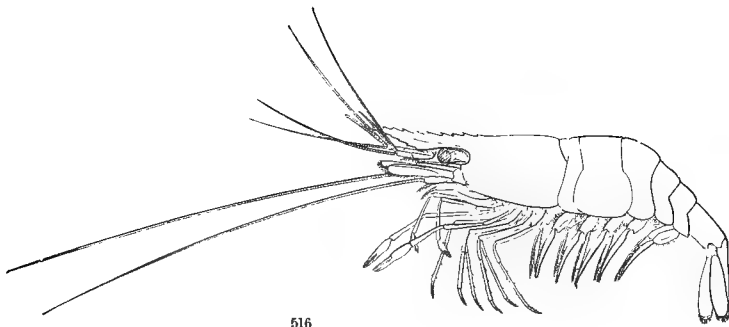
Drawing by J. H. Emerton, from specimen obtained on the coast of Louisiana.



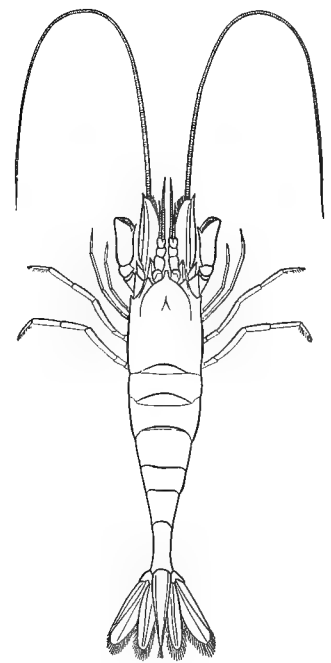
THE MANTIS SHRIMP. (Natural size.)

Squilla empusa, Say. (p. 823.)

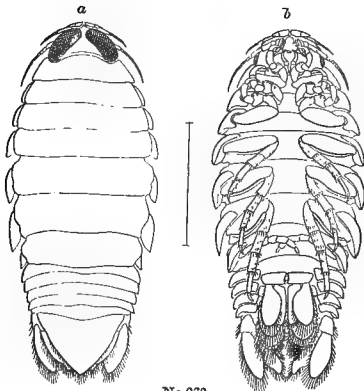
Drawing by H. L. Todd, from No. 3752, U. S. National Museum. Wood's Holl, Mass., Vinal N. Edwards.



516 Fig. 2.



No. 513
Fig. 1.



No. 330.
Fig. 8.



Fig. 9.

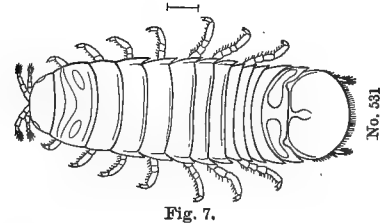


Fig. 7.

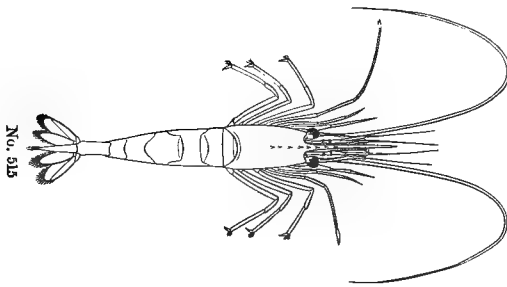


Fig. 3.

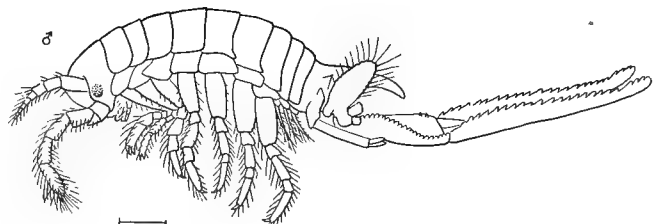
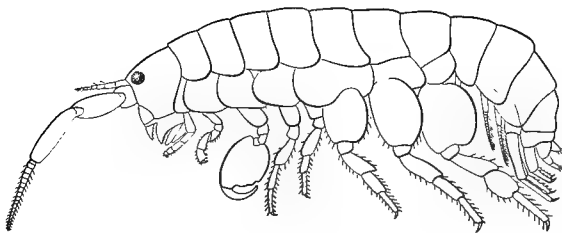
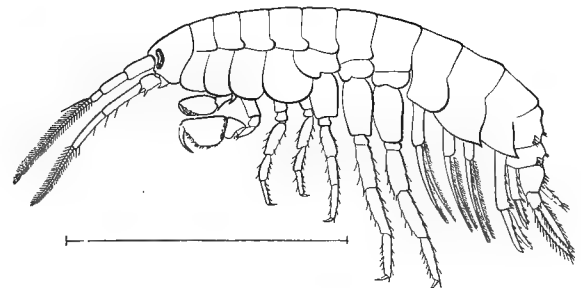


Fig. 6.



No. 521
Fig. 4.



524 Fig. 5.

- FIG. 1. The Common Shrimp, *Crangon vulgaris*, Fabr.; male, natural size.
 FIG. 2. The Common Prawn, *Palæmonetes vulgaris*, Stimpson; male, enlarged one and one-half diameters.
 FIG. 3. The Deep-water Prawn, *Pandalus Montagu*, Leach; slightly smaller than natural size.
 FIG. 4. The Beach-Flea, *Orchestia agilis*, Smith; male, enlarged five diameters.
 FIG. 5. The Scud, *Gammarus locusta*, Gould; male, enlarged two diameters.
 FIG. 6. The Boring Amphipod, *Chelura terebrans*, Phillipi; enlarged about fourteen diameters.
 FIG. 7. The Gribble, *Limnoria lignorum*, White; enlarged ten diameters.
 FIG. 8. The Salve Bug, *Aega psora*, Kröyer; young specimen, enlarged three diameters.
 FIG. 9. The Horse-shoe Crab, *Limulus Polyphemus*, Latreille; much smaller than natural size.

Drawings by J. H. Emerton, S. I. Smith, and O. Harger.



No. 551
Fig. 3.



No. 578
Fig. 8.



No. 579
Fig. 9.

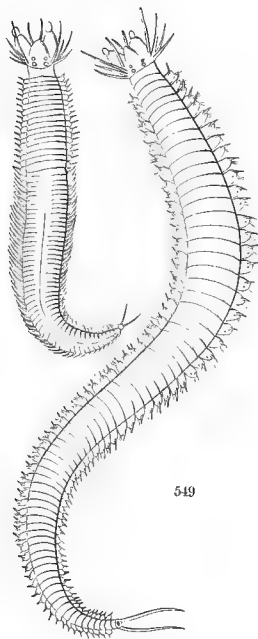


Fig. 1.

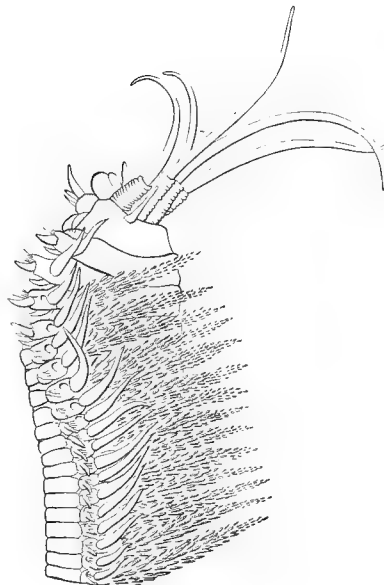
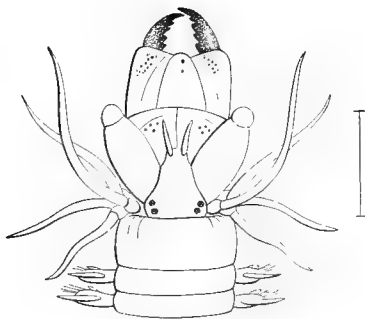


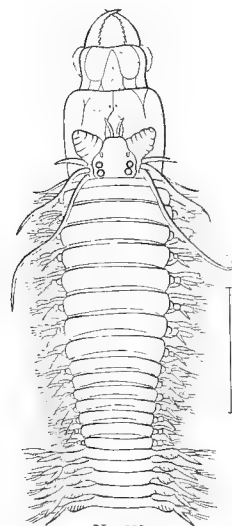
Fig. 5.



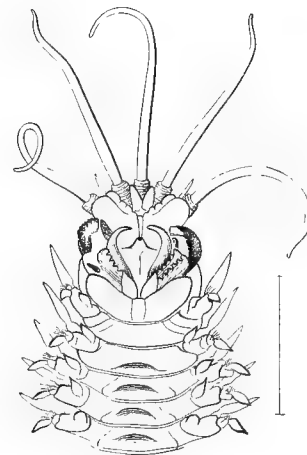
No. 577
Fig. 7.



No. 550
Fig. 2.



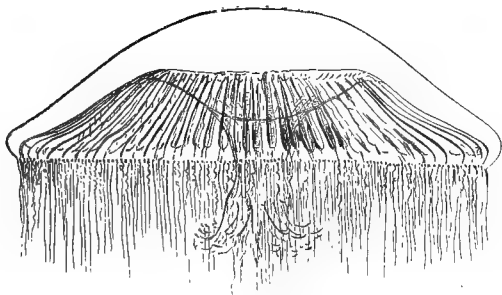
No. 552
Fig. 4.




No. 554
Fig. 6.

MARINE ANNELIDS. (Used as bait.)

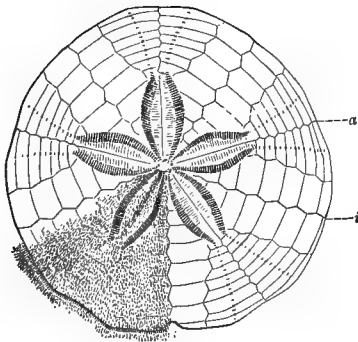
FIGS. 1, 2, 3. *Nereis pelagica*, Linn. Fig. 1, larger figure, female; smaller, male; natural size. Fig. 2, head. Fig. 3, proboscis, enlarged.
 FIG 4. *Nereis limbata*, Ehlers; male; anterior part of body, head, and extended proboscis, enlarged.
 FIGS. 5, 6. *Diopatra cuprea*, Claparède. Fig. 5, head and anterior part of body, showing part of the branchiae, side view. Fig. 6, ventral view, showing the mouth open and jaws thrown back, enlarged.
 FIGS. 7, 8, 9. *Clymenella torquata*, Verrill. Fig. 7, entire animal, side view, natural size. Fig. 8, head and extended proboscis, front view, enlarged. Fig. 9, posterior and caudal segments, dorsal view, enlarged.
 Drawings mostly by J. H. Emerton.



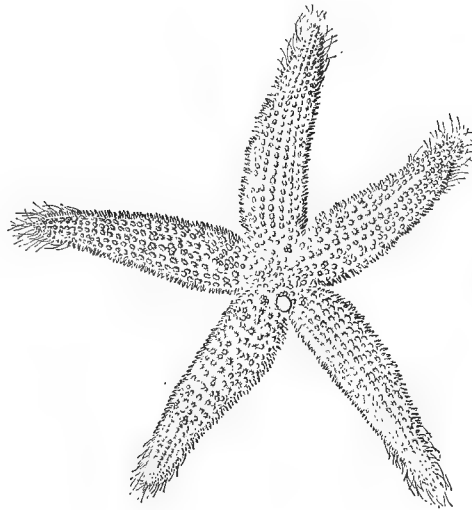
No. 612
Fig. 5



No. 613
Fig. 6.



617
Fig. 3.



616
Fig. 4.




Fig. 2.

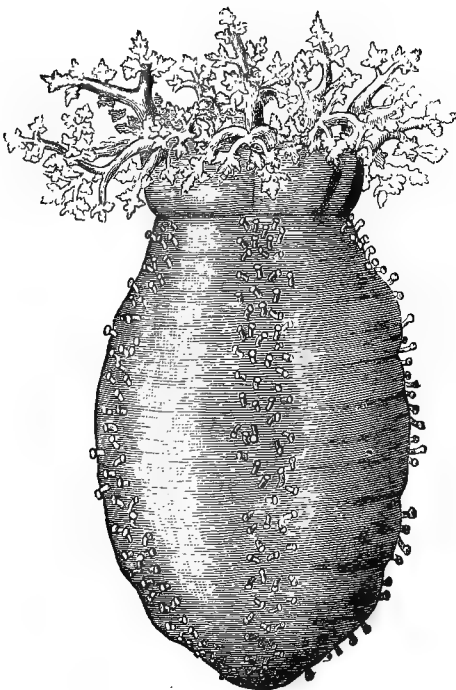
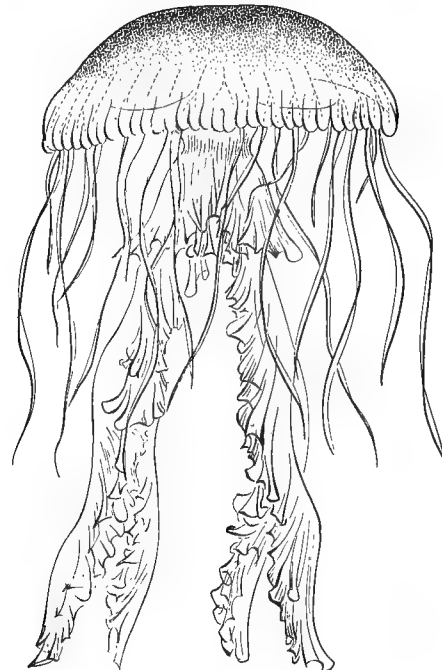


Fig. 1.



No. 614
Fig. 7.

FIG. 1. The Sea-Cucumber, *Pentacta frondosa*, Jæger; much smaller than natural size. (p. 838.)
 FIG. 2. The Common Sea-Urchin, *Strongylocentrotus dröbachiensis* A. Ag.; side view, much smaller than natural size.
 FIG. 3. The Sand Dollar, *Echinarachnius parma*, Gray; upper surface, with the spines mostly removed, natural size; a, ambulacral zones; i, inter-ambulacral zones. (p. 839.)
 FIG. 4. The Star-fish or "Five Finger," *Asterias Forbesii*, Verrill; much smaller than natural size. (p. 840.)
 FIGS. 5, 6, 7. The Jelly Fishes. Fig. 5, *Zygodactyla groenlandica*, Agassiz; profile view, one-half natural size. Fig. 6, *Aurelia flavidula*, Peron and Le Sueur; dorsal view, about one-fourth natural size. Fig. 7, *Dactylometra quinquecirra*, Agassiz; lateral view, one-fourth natural size. (p. 841.)

