

## **Historic, archived document**

Do not assume content reflects current scientific knowledge, policies, or practices.



# OUR 116TH SEASON



**GREENSBORO, N. C.**

**OFFICE PHONE BR 2-0977**

**NIGHT CALLS 681-6401**

**OUR LOCATION.** Near Airport, 6 miles west of city limits, out West Market St., on highway 421 to Winston-Salem, or straight out Friendly Road.

LIBRARY  
RECEIVED  
★ DEC 3 1957 ★  
U. S. Department of Agriculture

**DESCRIPTIVE, ILLUSTRATED**

## RETAIL CATALOG

**FALL 1957**

**SPRING 1958**

*Ornamentals and Fruit Trees*

### INDEX

Broadleaf Evergreens..	2 to 13
Coniferous Evergreens.	14 to 18
Trees.....	19 to 20
Shrubs.....	21
Grape Vines.....	22
Fruit Trees.....	23 to 26
Rose Bushes.....	26

**PRICES** in this catalog cancel all previous lists and quotations. Prices are subject to change without notice.

"3 TO 4 FEET" means that the tree or plant will be 3 feet or over, but under 4 feet; and throughout the list the same.

**STOCK SPECIALLY SELECTED** by customers at the Nurseries will be charged according to the value of the stock chosen, irrespective of catalog price.

**VISITORS WELCOME.** You are invited not only to visit the office, but to go over the extensive grounds as well. There are more than 500 acres in the farm.

**OUR LOCATION.** Near Airport, 6 miles west of city limits, on highway 421 to Winston-Salem. Our shipping point is Guilford College, N. C.

**TERMS, CASH WITH ORDER,** except to persons who satisfy us as to their responsibility, when for their convenience accounts will be opened.

**AUTO-TRUCK DELIVERIES,** based on actual cost, if no Government regulations to interfere, are made within a reasonable distance of our Nurseries. The advantages of truck delivery are many. Boxing is eliminated, stock arrives in much better condition, and the goods are landed on the ground within a short time after being dug.

**GUARANTEE:** We exercise great care to keep our varieties true to name, and are willing at all times to resupply any stock that may prove otherwise, or to refund the amount paid us therefor (at our option) provided: the account was paid promptly, and we are advised within five years; it is mutually agreed that our responsibility ends with such action. No warranty as to productiveness of any tree or plant we sell is given. Orders shall be void should unavoidable injury befall the stock.

**REPLACEMENTS:** When stock has been properly cared for, and the account paid promptly as agreed, any plants that fail to grow the first season will be resupplied once at half list price at our warehouse or equal value of other items; transportation and planting costs, if any, extra.  
("Replacements" refer to retail sales only.)

**OFFICIAL INSPECTION.** We furnish with each shipment a certificate that our Nurseries have been examined by the State Entomologist of North Carolina and found free from contagious diseases.

## BROAD-LEAF EVERGREENS

This class of plant material is suited to the Piedmont section better than almost anything else, as you can have plants that are evergreen, and many of them bloom and berry, while some lend themselves to formal pruning. They almost all stand shearing well.

## ABELIA GRANDIFLORA

Glossy Abelia. White bell-shaped flowers from June till frost. Medium growth. Attractive bronzy foliage in the fall.

3 to 4 ft. . . . .	5.00
1½ to 2 ft. . . . .	2.50
2 to 3 ft. . . . .	3.50
4 to 5 ft. . . . .	6.50
5 to 6 ft. . . . .	7.50

## ABELIA GRANDIFLORA SHERWOODI

Dwarf Abelia. Flowers similar to above; the bush quite dwarfish.

1½ to 2 ft. spread	4.00	2 to 2½ ft. spread	5.00
--------------------	------	--------------------	------

## ABELIA EDWARD GOUCHER

Limited Quantity -

18-24" . . . . .	3.00	2 to 2½ ft. . . . .	4.00
------------------	------	---------------------	------

## AUCUBA JAPONICA VARIAGATED

Gold Dust Plant. Large green leaves splotted with gold. Upright growth. Does well in shade.

18-24" 2-3 canes. . . . . pots . . . . .	3.50
24-31" 2-3 canes. . . . . pots . . . . .	4.50

## AZALEA CORAL BELLS

Shell or coral pink, deeper at center, single.

8 to 10" . . . . .	2.50	12 to 15" . . . . .	3.50
10 to 12" . . . . .	3.00	15 to 18" . . . . .	4.00

## AZALEA HINODEGIRI

Brilliant ruby red scarlet, profuse bloomer; single.

6 to 8" spread . . . . .	2.50
--------------------------	------

## AZALEA HINOMAYO

Soft light pink, single. Midseason. Small narrow leaves; upright growth.

18 to 24" slender	5.00	24 to 30" slender	6.50
-------------------	------	-------------------	------

## AZALEA SNOW

White flowers, semi-double. Compact; foliage light green.

8 to 10" . . . . .	2.50	10 to 12" . . . . .	3.50
--------------------	------	---------------------	------

## BERBERIS JULIANAE

Wintergreen Barberry. Green leaves, turning scarlet in the fall; prickly, medium, upright growth. Yellow flowers early spring, purple berries.

1½ to 2 ft. . . . .	5.00
---------------------	------

## BERBERIS SARGENTI

New growth light green, later dark green; strong, wider growing than Julianae. Prickly foliage.

1½ to 2 ft. . . . .	3.50	2½ to 3 ft. . . . .	6.50
2 to 2½ ft. . . . .	5.00		



*Berberis sargentii*

**BUXUS CHINENSIS**

Vase shaped. Bright green foliage. Slightly shiny.  
 12 to 15" . . . . . 3.50      15 to 18" . . . . . 5.00

**BUXUS JAPONICA**

12-15" . . . . . 3.50      15-18" . . . . . 5.00

**BUXUS SEMPERVIRENS**

American Boxwood. A well known slow growing plant with relatively small dark green leaves; usually taller than spread.

18 to 21" . . . . . 7.00      24 to 30" . . . . . 10.00  
 21 to 24" . . . . . 8.00

**BUXUS SEMPERVIRENS "HENDERSONI"**

Faster growing than above; larger leaves.

21 to 24" . . . . . 8.00      30 to 33" . . . . . 12.50  
 24 to 30" . . . . . 9.00

**BUXUS SUFFRUTICOSA**

Old English Dwarf Boxwood. Quite slow growing; small leaves, aristocratic.

4 to 6" . . . . . 2.00      6 to 8" . . . . . 2.50



*Elaeagnus fruitlandi*

**CAMELLIA JAPONICA GREENSBORO RED**

Dark green shiny foliage, a good grower, very hardy; grown in open fields here. The flower is semi-double, red with golden stamens.

1½ to 2 ft. . . . . 6.00      2½ to 3 ft. . . . . 10.00  
2 to 2½ ft. . . . . 7.00

**CAMELLIA SASANQUA - CLEOPATRA**

Rose - Pink - Semi-double

**CAMELLIA SASANQUA - Mine-no-yuki**

Double White

18-24" . . . . . 3.75      24-30" . . . . . 5.00

**ELAEAGNUS FRUITLANDI**

Medium size green leaves slightly gray above with silver underside; pinkish white berries in the spring; fragrant flowers in fall. More spreading than Pungens.

2 to 2½ ft. . . . . 5.00  
18-24" . . . . . 4.00      2½ to 3 ft. . . . . 5.50

**ELAEAGNUS PUNGENS REFLEXA**

Small green leaves, very brown scaly underneath, edges waved but little. Crimson berries in the spring, small fragrant flowers in the fall. More upright grower than Fruitlandi; hardy.

2 to 2½ ft. . . . . 4.00      3 to 3½ ft. . . . . 6.00  
2½ to 3 ft. . . . . 5.00

**EUONYMUS PATENS (KIAUTSCHOVICA)**

Bright green foliage, greenish white flowers in the spring; red berries in fall. Semi-evergreen except in protected localities. Medium growth.

Quite hardy. Very heavy, mostly as wide as high.

1½ to 2 ft. heavy . 2.70      2½ to 3 ft. heavy 4.50  
2 to 2½ ft. heavy . 3.50

**HEDERA HELIX**

English Ivy. Evergreen vine.

2¼" Pots . . . . . 100-\$30.00 . . . . . .40

**HEDERA HELIX GRACILIS**

Small-Leaf English Ivy.

2¼" Pots . . . . . 100-\$30.00 . . . . . .40

### ILEX CASSINE.

Dahoon Holly. Small brilliant red berries; leaves bright green, medium length, very narrow, smooth edges, upright grower.

2 to 2½ ft. . . . .	4.00	3 to 4 ft. . . . .	6.00
2½ to 3 ft. . . . .	4.50		



### ILEX CORNUTA BURFORDI

Burford Holly. The leaves are shiny, medium size without spines except at the tip; vigorous, full growth; red berries.

2 to 2½ ft. . . . .	7.00
1½ to 2 ft. . . . .	5.50
2½ to 3 ft. . . . .	9.00

### ILEX CRENATA (I. FORTUNEI)

Japanese Holly. The parent plant of all the Japanese varieties. Grows rather upright, medium spread; the leaves light green, oval to oblong, wavy toothed; black berries.

1½ to 2 ft. . . . .	3.50	2½ to 3 ft. . . . .	.6.00
2 to 2½ ft. . . . .	5.00	3 to 3½ ft. . . . .	.7.50

### ILEX CRENATA MICROPHYLLA

Very small (tiny) leaves; rather tall, upright growth, only medium spread.

18 to 24" . . . . .	4.00	2 to 2½ ft. . . . .	5.00
---------------------	------	---------------------	------

In addition to the trees and plants mentioned in the following pages, we have quite a lot of other varieties in small quantities and in a number of cases, larger sizes than quoted herein. So if you have special items or sizes different from this list, let us know your needs and the chances are that we can supply. If we do not have it, perhaps we can locate with some of our connections.

Write us about any trees or plants you have in mind.




THESE THREE SORTS ARE ALL DWARFISH, COMPACT PLANTS, SUITABLE FOR LOW WINDOWS, ETC., AND EASILY PRUNED TO FORMAL SHAPE.



*Ilex crenata convexa*

*I. c. globosa*

*I. c. rotundifolia*



#### ILEX CRENATA CONVEXA (BULLATA)

Small convex light green leaves, nearly round; dwarfish, spreading.

12 to 15" spread	4.00	18 to 24" spread	5.50
15 to 18" spread	4.50	24 to 30" spread	7.00

#### ILEX CRENATA GLOBOSA

Dwarfish and compact, thicker foliage than above, dark green, roundish at ends.

12 to 15" spread	4.00	18 to 24" spread	5.50
15 to 18" spread	4.50	2 to 2½ ft. . . . .	7.00

#### ILEX CRENATA ROTUNDIFOLIA

The foliage is dark green, glossy, rounded at the end; fairly dwarfish, compact.

12 to 15" . . . . .	3.00	1½ to 2 ft. . . . .	5.00
15 to 18" . . . . .	4.00	2 to 2½ ft. . . . .	7.00

#### ILEX HUMEI NO. 1

The dark green leaves are medium size, with nearly smooth edge; medium airy growth; red berries.

2 to 3 ft. . . . .	4.00	3 to 4 ft. . . . .	5.00
		4 to 5 ft. . . . .	7.50

#### ILEX HUMEI NO. 2

Large, somewhat upright dark green prickly leaves. Bears most attractive red berries.

2 to 3 ft. . . . .	4.00
--------------------	------

## ILEX OPACA

Male American Holly. These trees are good for specimen planting where berry-bearing trees are not particularly wanted. Usually the foliage is better than when there are berries.

2 to 3 ft. . . . . 4.00      4 to 5 ft. . . . . 6.50  
3 to 4 ft. . . . . 5.00      5 to 6 ft. . . . . 7.50

In addition to sizes listed and priced, can supply on personal inspection trees up to 14 to 16 feet.



*Ilex vomitoria*

## ILEX VOMITORIA

Yaupon Holly. Small oblongish green leaves, margins slightly wavy-toothed. Bushy; gray bark.

Scarlet berries. Strong grower.

2 to 2½ ft. . . . . 4.00      3½ to 4 ft. . . . . 7.00  
2½ to 3 ft. . . . . 5.00      4 to 5 ft. . . . . 8.00  
3 to 3½ ft. . . . . 6.00      5 to 6 ft. . . . . 11.00  
6 to 7 ft. . . . . 15.00

## ILEX VOMITORIA NANA, Dwarf.

12 to 15" . . . . . 5.00      15 to 18" . . . . . 6.00



*Ilex cassine* - See page 5

*Ilex humei* - See page 6





Ligustrum  
japonicum  
See  
Page 8

### LIGUSTRUM LUCIDUM

Lucidum Privet. Wax or black-leaf. Medium growth, thrifty; prunes easily. Thick, dark green glossy foliage, blue berries.

1½ to 2 ft. . . . .	3.50	2 to 2½ ft. . . . .	4.50
		2½ to 3 ft. . . . .	5.00

### LIGUSTRUM LUCIDUM RECURVIFOLIUM

Crinkly-Leaf Privet. Medium grower, spreading, compact. Leaves dark green, shiny, recurved, wavy or ripply. The general appearance is similar to the above, except more compact in comparison.

		2 to 2½ ft. . . . .	4.50
1½ to 2 ft. . . . .	3.50	2½ to 3 ft. . . . .	5.50

### LIGUSTRUM LUCIDUM NOBILIS

Upright; dark green foliage; medium grower. Suitable for tall, narrow location.

1½ to 2 ft. . . . .	3.50	2 to 2½ ft. . . . .	4.50
		2½ to 3 ft. . . . .	5.00

### LOROPETULUM CHINENSIS

Small leaves; white flowers in the early spring.

18 to 24" . . . . .	4.00	2 to 2½ ft. . . . .	4.50
---------------------	------	---------------------	------

### MAGNOLIA GRANDIFLORA

Makes a large tree; large leaves and large blooms.

2 to 3 ft. . . . .	6.00	4 to 5 ft. . . . .	10.00
3 to 4 ft. . . . .	7.50		

### NANDINA DOMESTICA

Heavenly Bamboo. Foliage and berries turn red in fall, except in full shade; the red berries in large clusters. Creamy white flowers spring.

1½ to 2 ft. . . . .	3.50	2½ to 3 ft. . . . .	4.50
2 to 2½ ft. . . . .	4.00		

### OSMANTHUS AQUIFOLIA (O. ILLICIFOLIUS)

Holly Osmanthus. Glossy dark green holly-like leaves; small fragrant white flowers in the early fall; blue berries. Does well in semi-shade.

1½ to 2 ft. . . . .	5.00	2 to 2½ ft. . . . .	6.50
		2½ to 3 ft. . . . .	8.00



Ligustrum  
lucidum -  
(wax or  
blackleaf)



Ligustrum  
lucidum  
recurvifolium



Ligustrum  
lucidum -  
nobilis

LIGUSTRUM LUCIDUM MICROPHYLLUM - See Page 8

OSMANTHUS FORTUNEI

Leaves spiny toothed, usually dark green, ovalish, upright medium growth.

18 to 24" . . . . .	4.00	2½ to 3 ft. . . . .	6.50
2 to 2½ ft. . . . .	5.00	3 to 3½ ft. . . . .	8.00

PACHYSANDRA TERMINALIS

Japanese Spurge. Evergreen round cover.

Pots, 2½" . . . . . 100 - \$30.00. . . . . .40

PHOTINIA GLABRA

Somewhat spreading medium growth; the new leaves a distinct reddish cast, turning green.

18 to 24" . . . . .	4.00	2 to 3 ft. . . . .	5.00
---------------------	------	--------------------	------

PHOTINIA SERRULATA

Chinese Photinia. Large lustrous leathery leaves with serrated edges; vigorous. Red berries in July.

18 to 24" . . . . .	4.00	2 to 3 ft. . . . .	5.00
---------------------	------	--------------------	------

PYRACANTHA CRENULATA

Small dark green leaves, wavy toothed; more dense than most plants of this family; upright, but yet with good spread. Red berries.

2 to 3 ft. . . . .	3.50	4 to 5 ft. . . . .	5.00
3 to 4 ft. . . . .	4.00	5 to 6 ft. . . . .	6.50



*Pyracantha Crenulata* (above) See Page 10



**PYRACANTHA COCCINEA LINDLEYANA**

A variety found in a block of regular *coccinea*.  
Has small to medium growth, somewhat spreading;  
light green leaves; orange berries that hang on till  
after Christmas -- perhaps its main attraction.  
Quite a worthy addition!

2 to 3 ft. . . . . 4.00      3 to 4 ft. . . . . 5.00

**PYRACANTHA COCCINEA PAUCIFLORA**

Low, spreading, compact growth, small leaves,  
thorny. Orange red berries in the fall.

1½ to 2 ft. spread 3.50      2½ to 3 ft. spread 6.00  
2 to 2½ ft. spread 4.00      3 to 3½ ft. spread 7.00

**PYRACANTHA GRABERI**

Roundish leaves; large red berries in the fall;  
strong semi-spreading growth, vigorous.

2 to 3 ft. . . . . 4.00



PYRACANTHA GRABERI (above) See Page 11



**PYRACANTHA LALANDI**

White flowers in the spring, orange berries in the fall. Dark green leaves. Tall somewhat open growth. Quite hardy.

2 to 3 ft. . . . .	4.00	4 to 5 ft. . . . .	6.50
3 to 4 ft. . . . .	5.00	5 to 6 ft. . . . .	8.50

**PYRACANTHA YUNNANENSIS**

Crenato-Serrata. Dark green oblong leaves; bright red berries that hang on till January. Strong sprawling growth.

2 to 3 ft. spread. . . . .	5.50
----------------------------	------

## VIBURNUM RHYTIDOPHYLLUM

Leatherleaf Viburnum. Rather large, coarse,  
dark green leathery leaves. Silvery underneath.

Red berries in summer.

1½ to 2 ft. . . . .	3.50	3 to 3½ ft. . . . .	7.00
2 to 2½ ft. . . . .	4.00	3½ to 4 ft. . . . .	10.00
2½ to 3 ft. . . . .	5.50		

## VINCA MINOR

Periwinkle.

2¼" pots. . . . .	100 - \$30.00. . . . .	.40
-------------------	------------------------	-----



PYRACANTHA COCCINEA PAUCIFOLIA - See Page 11




PYRACANTHA YUNNANENSIS (above) \_ See Page 12



CONIFEROUS EVERGREENS

All of our evergreens have been sheared, given ample space for top and root growth, and are graded according to standards adopted by the American Association of Nurserymen. All will be carefully balled and burlapped.



Above  
Hovey's Arborvitae

Top Left  
Globe Arborvitae

Left  
Woodward Globe

**CEDRUS DEODORA.**

Fluffy light green growth. Makes large tree.

2 to 2½ ft. . . . .	4.50	3 to 4 ft. . . . .	.7.00
2½ to 3 ft. . . . .	5.00	4 to 5 ft. . . . .	.8.00
		5 to 6 ft. . . . .	12.50

**JUNIPERUS chinensis pfitzeriana.** Pfitzer juniper.

Broad growth, dark green foliage. Does well everywhere.

18 to 24" spread	4.00	2½ to 3 ft. spread	6.00
2 to 2½ ft. spread	5.00	3 to 4 ft. spread	8.00

**JUNIPERUS chinensis pfitzeriana compacta.** Compact pfitzer. A lighter green than the above, more compact growth, finer foliage.

15 to 18" spread	4.00	24 to 30" spread	5.50
18 to 24" spread	4.50		

**JUNIPERUS communis.** English juniper. Upright growth. Wider than Ashford.

2 to 2½ ft. . . . .	3.50	3 to 4 ft. . . . .	.5.00
2½ to 3 ft. . . . .	4.00	4 to 5 ft. . . . .	.5.50

**JUNIPERUS communis Ashfordi.** Upright, narrow growth.


3 to 3½ ft. . . . .	5.00	3½ to 4 ft. . . . .	6.00
---------------------	------	---------------------	------



Canadian Hemlock



Pyramidal Arborvitae



Spin Greek Juniper

*JUNIPERUS communis hibernica*. Compact, narrow, upright growth.

18 to 24" . . . . .	3.50	2½ to 3 ft. . . . .	4.50
24 to 30" . . . . .	3.70		

*JUNIPERUS excelsa stricta*. Spiny Greek Juniper. Blueish green foliage, conical shape, medium growth.

18 to 24" . . . . .	3.50	2½ to 3 ft. . . . .	5.30
2 to 2½ ft. . . . .	4.50	3 to 3½ ft. . . . .	7.00

*JUNIPERUS squamata Meyeri*. Irregular growth; attractive silvery blue foliage.


18 to 24" . . . . .	4.00	2 to 2½ ft. . . . .	5.00
---------------------	------	---------------------	------



Above Left  
Ashford Juniper

Above  
English Juniper

Left  
Irish Juniper




*PINUS strobus*. White Pine. Shapely, well grown, little beauties. Silver foliage.  
 18 to 24" . . . . . 3.00      2½ to 3 ft. . . . . 5.00  
 24 to 30" . . . . . 4.00

*RETINOSPORA PISIFERA*. Grows rapidly, lacy, pale green foliage.  
 2 to 2½ ft. . . . . 4.00      4 to 5 ft. . . . . 7.00  
 2½ to 3 ft. . . . . 5.00      5 to 6 ft. . . . . 10.00  
 3 to 4 ft. . . . . 6.00

*RETINOSPORA plumosa*. Plume Cypress.  
 2 to 2½ ft. . . . . 4.00      3 to 4 ft. . . . . 6.00  
 2½ to 3 ft. . . . . 5.00



Pfitzer Juniper



Compact Pfitzer

RETINOSPORA plumosa aurea. Growth and foliage about same as above, except golden tinted.

2 to 2½ ft. . . . .	4.00	3½ to 4 ft.. . . .	8.00
2½ to 3 ft. . . . .	5.00	4 to 5 ft. . . . .	10.00
3 to 3½ ft. . . . .	6.00		



Retinospora pisifera



Ret. Squarrosa

Ret. Viridissima

RETINOSPORA plumosa viridissima. Dwarfish, compact, green foliage.

2 to 2½ ft. . . . .	4.00	3 to 3½ ft. . . . .	6.00
2½ to 3 ft. . . . .	5.00	4 to 5 ft. . . . .	8.00

RETINOSPORA squarrosa. Light gray green foliage.

2 to 2½ ft. . . . .	4.00	3 to 4 ft. . . . .	7.00
2½ to 3 ft. . . . .	5.00	4 to 5 ft. . . . .	9.00

THUJA occidentalis globosa. Globe Arborvitae.

15 to 18". . . . .	3.00	24 to 30". . . . .	5.00
18 to 21". . . . .	3.50	30 to 36". . . . .	5.50
21 to 24". . . . .	4.00		

THUJA occidentalis Hoveyi. Hovey Arborvitae.

18-24 ins. . . . .	3.50	2½-3 ft. . . . .	5.00
2-2½ ft. . . . .	4.50		

THUJA occidentalis Woodwardi. Woodward Globe Arborvitae.

12-15 ins. . . . .	2.50	18-24 ins. . . . .	4.50
15-18 ins. . . . .	3.50	24-30 ins. . . . .	5.00

THUJA occidentalis. American arborvitae.

18-24 ins. . . . .	3.50	2½-3 ft. . . . .	5.00
2-2½ ft. . . . .	4.00	3-3½ ft. . . . .	5.50

THUJA occidentalis nigra. Wintergreen arborvitae.

Holds winter color better than the above.

18-24 ins. . . . .	3.00	2-2½ ft. . . . .	4.00
--------------------	------	------------------	------

THUJA occidentalis pyramidalis. American Pyramidal arborvitae.

18-24 ins. . . . .	3.00	3-3½ ft. . . . .	5.00
2-2½ ft. . . . .	4.00	3½-4 ft. . . . .	5.50
2½-3 ft. . . . .	4.50		

THUJA Orientalis aurea nana.

15-18 ins. . . . .	4.00	2-2½ ft. . . . .	5.50
18-24 ins. . . . .	5.00		

TSUGA canadensis. Canadian Hemlock

2-2½ ft. . . . .	5.00	3-3½ ft. . . . .	7.50
2½-3 ft. . . . .	6.00	3½-4 ft. . . . .	10.00

SHADE AND FLOWERING TREES

- ACER *Dasycarpum*, Silver Maple. A fast growing maple with silvery leaves on underside.  
 6 to 7 ft. . . . . 4.50      8 to 10 ft. . . . . 7.50  
 7 to 8 ft. . . . . 5.50      10 to 12 ft. . . . . 9.00
- ACER *SACCHARUM*. Maple, Sugar. Tall, stately; rich red and yellow fall foliage. One of the very best shade trees.  
 6 to 7 ft. slender. . . . . 5.00  
 7 to 8 ft. slender. . . . . 6.25  
 8 to 10 ft. slender. . . . . 7.50  
 10 to 12 ft. slender. . . . . 9.00  
 12 to 14 ft. slender. . . . . 11.00
- AMYGDALUS *Persica*, Flowering Peach. Double-flowering. Grows like an ordinary peach tree, but has large double red, white, or pink flowers.  
 4 to 5 ft. . . . . 3.00
- CERCIS *Canadensis*. Red Bud. Rose pink flowers in spring; leaves heart shaped. Tall, broad, bushy growth.  
 2 to 3 ft. . . . . 1.75      4 to 5 ft. . . . . 3.50  
 3 to 4 ft. . . . . 2.50
- CERCIS *Chinensis*. Chinese Red Bud. Compact growth, but eventually as large or larger than the above. Flowers a shade darker and somewhat larger.  
 2 to 3 ft. . . . . 2.50      4 to 5 ft. . . . . 5.00  
 3 to 4 ft. . . . . 3.50
- CORNUS *florida*. White Dogwood. Large, single white flowers in spring, followed by red berries in fall. Foliage colors brilliantly in the fall.  
 2 to 3 ft. . . . . 3.00      4 to 5 ft. . . . . 5.00  
 3 to 4 ft. . . . . 4.00      5 to 6 ft. . . . . 7.50
- CORNUS *florida rubra*. Pink flowering dogwood.  
 2 to 3 ft. . . . . 5.00      5 to 6 ft. . . . . 8.50  
 3 to 4 ft. . . . . 7.50
- MALUS. Flowering crab apple.  
 Varieties:  
 ✓ *Eleyi*. Purple.  
*Atropurpurea*. Purplish red, dark red fruit.  
 ✓ *Hopa*. Pink flowers, orange red fruit.  
 3 to 4 ft. . . . . 2.50      4 to 5 ft. . . . . 3.50
- ✓ PRUNUS *Newport*. Purple-leaf plum. Red foliage, white flowers in spring.  
 3 to 4 ft. . . . . 2.50
- PRUNUS *subhirtella pendula*. Japanese weeping cherry. Pink flowers in spring, umbrella-like appearance. Grows tall.  
 5 to 6 ft. . . . . 12.50
- PRUNUS *kwanzan*. Double pink flowering cherry. Late blooming.  
 5 to 6 ft. . . . . 9.00



QUERCUS palustris. Pin oak. Medium size leaves, fast growing.

6 to 7 ft. 1"	5.00
6 to 7 ft. 1 $\frac{1}{4}$ to 1 $\frac{1}{2}$ "	6.50
7 to 8 ft. 1"	7.00
7 to 8 ft. 1 $\frac{1}{4}$ to 1 $\frac{1}{2}$ "	8.50
7 to 8 ft. 1 $\frac{1}{2}$ to 2"	10.00
8 to 10 ft. 1 $\frac{1}{4}$ to 1 $\frac{1}{2}$ "	12.50
8 to 10 ft. 1 $\frac{1}{2}$ to 2"	15.00
8 to 10 ft. 2 to 2 $\frac{1}{2}$ "	17.50
8 to 10 ft. 2 $\frac{1}{2}$ to 3"	18.50
10 to 12 ft. 1 $\frac{1}{2}$ to 2"	18.50
10 to 12 ft. 2 to 2 $\frac{1}{2}$ "	20.00
10 to 12 ft. 2 $\frac{1}{2}$ to 3"	25.00
10 to 12 ft. 3 to 3 $\frac{1}{2}$ "	35.00
12 to 14 ft. 2 to 2 $\frac{1}{2}$ "	25.00
12 to 14 ft. 2 $\frac{1}{2}$ to 3"	30.00
12 to 14 ft. 3 to 3 $\frac{1}{2}$ "	37.00
12 to 14 ft. 3 $\frac{1}{2}$ to 4"	40.00
14 to 16 ft. 3 to 3 $\frac{1}{2}$ "	45.00
14 to 16 ft. 3 $\frac{1}{2}$ to 4"	60.00

B & B 30% extra on Pin Oaks

QUERCUS phellos. Willow oak.

5 to 6 ft. . . . .	5.00	6 to 8 ft. . . . .	7.50
--------------------	------	--------------------	------

QUERCUS virginiana. Live oak. Evergreen leaves.

5 to 6 ft. . . . .	7.50	6 to 8 ft. . . . .	10.00
--------------------	------	--------------------	-------

TEXAS umbrella tree. Round head, quick growing.

3 to 4 ft. . . . .	3.50	4 to 5 ft. . . . .	5.00
--------------------	------	--------------------	------

## FLOWERING SHRUBS

Ornamental flowering shrubs add variety to the landscape. Although leafless most of the winter, many have colorful twigs and berries, and all have beauty in the form of flowers, or foliage. Plant more shrubs. We list a few of the leaders, but if there are others you would like to have, write to us for prices.

- CYDONIA japonica rubra. Red flowering quince.  
Upright growth. Early spring red flowers.  
18-24 ins. . . . . 1.50    2-3 ft. . . . . 2.00
- FORSYTHIA spectabilis. Bright yellow flowers,  
profuse bloomer.  
2-3 ft. . . . . 2.00    3-4 ft. . . . . 2.50
- FORSYTHIA Lynwood Gold. Golden yellow flowers,  
erect growth, one of the new varieties. In Forsythias there is nothing better.  
2-3 ft. . . . . 2.50
- FORSYTHIA SPRING GLORY. Large, yellow flowers  
cover the plant in the spring. We think this the  
best of the pale yellow Forsythias.  
2-3 ft. . . . . 2.50    3-4 ft. . . . . 3.50
- HYDRANGEA PANICULATA GRANDIFLORA.  
Flowers late summer, white, gradually turning  
pinkish bronze. Very showy. Grows well in  
partial shade.  
1½-2 ft. . . . . 1.50    2-3 ft. . . . . 2.00
- ILEX DECIDUA. Possom-haw. Large shrub, leaves  
wavy-toothed; spring flowers followed by orange  
colored berries.  
3-4 ft. . . . . 2.50    5-6 ft. . . . . 3.50  
4-5 ft. . . . . 3.00
- LAGERSTROEMIA INDICA. Crape Myrtle.  
Red, pink, white  
2-3 ft. . . . . 2.50    3-4 ft. . . . . 3.00
- LONICERA fragrantissima. Winter honeysuckle.  
Fragrant white flowers in very early spring.  
Almost evergreen. Fine for large hedges.  
2-3 ft. . . . . 1.50
- LONICERA tatarica. Pink flowers early; red berries.  
2-3 ft. . . . . 1.50    3-4 ft. . . . . 2.00



GRAPE VINES

Bunch Sorts, 2 year. . . . . 1.00

✓ MOORE'S EARLY

Medium size; black. Very similar to Concord except earlier.

✓ FREDONIA

Very fine quality, black, and should be planted in every collection.

✓ PORTLAND

Another new sort with us, white, and of the best quality.

✓ LUTIE

Small bunches, medium to large berries; skin brownish red; flesh pale green, juicy.

✓ NIAGARA

Bunches medium, berries large; skin light green; juicy, tender, mid-season; keeps well.

✓ CONCORD

Large bunches and berries; glossy blue-black; flesh solid, juicy, fine grained.

✓ CATAWBA

Coppery red; large bunches, medium size berries; juicy, sprightly, sweet and rich.

SCUPPERNONG OR MUSCADINE FAMILY

Strong Plants . . . . . 1.50

✓ HUNT

Earlier than Scuppernong. One of the best black varieties; large berries of excellent flavor.

✓ SCUPPERNONG

Bronze colored skin; flesh juicy, musky, sweet, sprightly; excellent quality.

✓ TOPSAIL

Rated as being better quality than Scuppernong; crisp, fine sweet flavor; pearly green color.

✓ JAMES

Largest berries of the family; black; flesh meaty, quality medium. Late ripening.

✓ BURGAW (Double Purpose)

There has been originated at the Willard Test Farm new varieties of this family of grape, sorts that not only bear fruit without a male, but they themselves pollenize other varieties. This Burgaw is one of the best of this class; it is highly productive; black shiny berries of fine quality.

APPLE TREES

4 to 5 ft. . . . . 1.75

- ✓ **YELLOW TRANSPARENT.**  
Medium size, skin pale yellow; flesh white tender, juicy, sub-acid. June.
- ✓ **EARLY HARVEST.**  
Medium size; skin pale waxen yellow; flesh white, fine, crisp, tender, juicy, sub-acid, mild.
- ✓ **RED JUNE.**  
Medium size, skin dark red; flesh white, fine, tender, juicy, brisk sub-acid.
- ✓ **HORSE.**  
Large; skin yellow, with occasional blush next to the sun. An old time favorite. August.
- ✓ **GRIMES GOLDEN.**  
Medium size; both skin and flesh a rich yellow; fine flavor. Fall.
- ✓ **YELLOW DELICIOUS.**  
Large size; yellow skin and flesh; late fall.
- ✓ **DELICIOUS, RED.**  
Large size, red and yellow skin; flesh fine grained, juicy. Late fall - early winter.
- ✓ **STAYMAN.**  
Medium to large; skin yellow and red with dots; flesh yellow, firm, tender, crisp, juicy, aromatic, sprightly, pleasantly sub-acid.
- ✓ **WINESAP.**  
Medium size; skin red on yellow; flesh yellow, firm, crisp, sprightly, sub-acid, universally good. Winter.
- ✓ **FIVE IN ONE. (APPLE)**  
Five different varieties budded on one stem, ripening from quite early till late. "The city man's orchard." 4 to 5 ft. . . . . 3.50

## PLUM TREES

4 to 5 ft. . . . . 2.00

- ✓ **ABUNDANCE**  
Medium, roundish; skin yellow purplish-crimson; flesh yellow. Juicy. Sub-acid.
- ✓ **RED JUNE**  
Early; medium size. Pointed; red skin; yellow flesh.
- ✓ **BLUE DAMSON**

## PEAR TREES

4 to 5 ft. . . . . 2.00

## ✓ BARTLETT

Large, russet; flesh fine grained, melting, juicy, very good.

## ✓ KIEFFER

Large size, productive; skin yellow with vermillion cheek; flesh yellowish; very juicy; good when ripened to perfection. Late.

## ✓ ORIENT

Blight resistant. Good quality.

## ✓ PINEAPPLE (DIXIE)

Blight resisting. Large and handsome, with a pleasing odor when ripe.

## ✓ SECKEL

Small size; skin yellow; flesh fine grained, very juicy, melting; aromatic. August.

PEACH TREES

4 to 5 ft. . . . . 1.50

## ✓ MAYFLOWER

Earliest; medium size; skin creamy white, mottles red all over; flesh greenish white, tinged red; tender, juicy, good. Showy flowers, cling. Ripens 50-60 days before Elberta.

## ✓ DIXIEGEM

Medium size; skin with red blush, attractive; flesh yellow, fine texture, excellent flavor. Freestone when fully ripe. Ripens 32-36 days before Elberta.

## ✓ GOLDEN JUBILEE

Medium to large; well-colored; flesh yellow, tender, juicy, sweet, of fine quality; reddish, hardy blossom. Freestone. Ripens 25-30 days before Elberta.

## ✓ BELLE OF GEORGIA

Large; skin white with red cheek; flesh white, tinged with red, juicy, tender, sweet, good. Freestone. Ripens 4 - 6 days before Elberta.

## ✓ EARLY ELBERTA

Medium size, quite roundish; skin golden yellow with light reddish blush; light yellow flesh of excellent quality. Large pink ornamental blossoms. Freestone. Ripens 3 - 4 days before Elberta.

## PEACH TREES Continued

## ✓ ELBERTA

Large; skin golden yellow slightly striped with red; flesh same, juicy, firm but tender, good. Freestone.

## ✓ J. H. HALE

Large, round; skin lemon yellow, overspread with dark red; flesh firm, yellow, red around pit, juicy, sweet, sprightly, good. Freestone. Ripens 3-4 days after Elberta.

CHERRY TREES

4 to 5 ft. . . . . 2.50

## ✓ TARTARIAN

Large dark red, nearly black. Sweet.

## ✓ GOVERNOR WOOD

Large; light yellow. Sweet.

## ✓ MONTMORENCY

Large; rich red, Tart.

## FIG BUSHES

2-year . . . . . 2.00

## ✓ BROWN TURKEY

Size medium to large; color coppery-brown; flesh white or slightly amber colored, shading to pink about the seed; flesh solid, excellent.

## ✓ CELESTE

Small to medium, skin violet color; flesh light to rose at center; juicy, sweet, excellent.

PECANS

4 to 5 ft. . . . . 5.00

**STUART**

Produces a strong tree. Nuts are large, medium thin, good quality. Stands cold better than most Southern varieties.

**SCHLEY**

Medium to large, with very thin shell and highest quality, often referred to as "Paper Shell".

ROSES

2-year Field grown plants, each. . . . . 1.50

**RED****ETOILE DE HOLLAND.**

Large, deep red, velvety; lasting fragrant flowers.

**RED RADIANCE.**

Flowers large, double. Vigorous grower. An old favorite.

**TEXAS CENTENNIAL.**

Beautiful buds, vermilion red.

**WHITE****KAISERIN AUGUSTE VIKTORIA.**

Creamy white.

**CALEDONIA.**

Pure white, large buds, fragrant.

**PINK****EDITOR MCFARLAND.**

Clear, brilliant pink.

**RADIANCE.**

Cameo pink, large bud.

**PICTURE.**

Pure rich pink. Large buds.

**TWO-TONED****COUNTESS VANDAL.**

Salmon color. Fine multicolor variety.

**TALISMAN.**

Orange, golden-yellow, copper, rose-red.

**YELLOW****ECLIPSE.**

One of the best, longpointed buds. A great favorite.

**GOLDEN CHARM.**

Golden yellow, beautiful foliage and flowers.

**CLIMBERS****CLIMBING ETOILE DE HOLLANDE.**

Everblooming red.

**CLIMBING NEW BLAZE.**

Everblooming Paul's Scarlet.

**CLIMBING CALEDONIA.**

A good white climber.

**CLIMBING MRS. P. S. DU PONT**

Yellow, slightly tinged pink.

