



COLLECTION
OF
WILLIAM SCHAUUS
©
PRESENTED
TO THE
NATIONAL MUSEUM
MCMV



Insects

Plates vol. 2.

QL
555
A1 E77
1929
[plates, v. 2]
SENH RB

Schau's Coll.



142095
Smith



Sphinx europ:
Legitim: Sp. 1. ocellata.

I. F. Volkart sc.

27

1. 11. 11. 11.

DSI



Sphinx: europ:
Legitim: Sp. 2. Populi.



fig. 1.



fig. 2.



fig. 3.



fig. 4.



fig. 5.

Sphinx: europ:
Legitim. Sp. 3. Tiliae.



fig. 1.



fig. 2.

fig. 3.



Sphinx: europ:
Legitim . Sp. 5. Nerii.




fig. 1.

fig. 2.



fig. 3.



Sphinx: europ:
Legitim. alis integr. anc simpl. Sp. 6. Convolvuli.

fig. 1.



fig. 2.



fig. 3.



Sphinx: europ:
Legitim. alis integr. ano Simpl. Sp. 8. Ligustri.

J.F. Volckart sc.

fig. 1.



fig. 2.



fig. 3.



Sphinx: europ:
Legitim. alis integr. ano simpl. Sp. g. Atropos.



fig. 4.




fig. 1.



fig. 2.




fig. 3.

Sphing: europ:

Legitim. al: integr. ano simpl. . Fig. 1. 2. 3. Celerio

Fig. 4. Variet:



fig. 1.



fig. 2.

fig. 3.

fig. 4.

Sphinx: europ:
Legitim: alis integr. ano Simpl. Sp. 17. Elpenor.

fig. 1.



fig. 2.



fig. 3.



Sphinx: europ:

Alis integr. ano Simpl.

Sp. 18. Porcellus.




Fig. 1.




Fig. 2.



Fig. 3.



Fig. 4.

Sphing: europ:

Legitim: al: integr: ano Simpl. Sp: 19. Euphorbiae

L. F. Volckart sc.




Fig. 1.



Fig. 2.

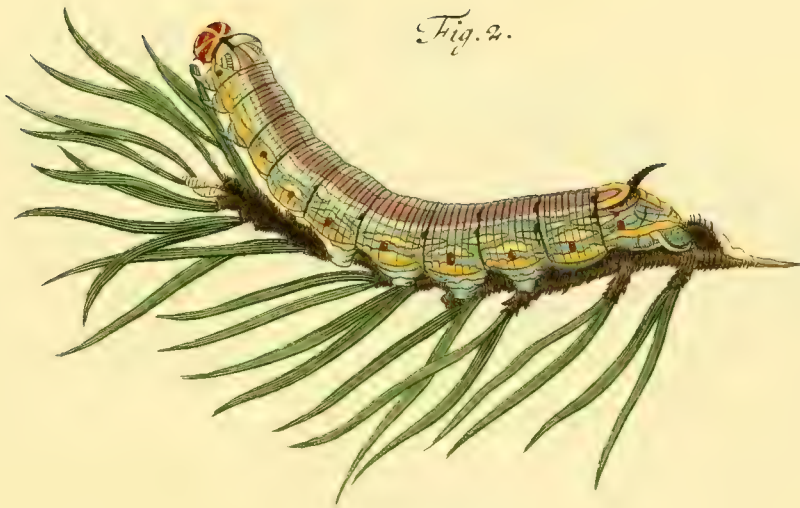


Fig. 3.



Sphinx: europ:

Legitim: al. integr. ano Simpl: Sp. 22. Pinastris. ~

L.F. Volckart sc.



Fig. 1.



Fig. 2.



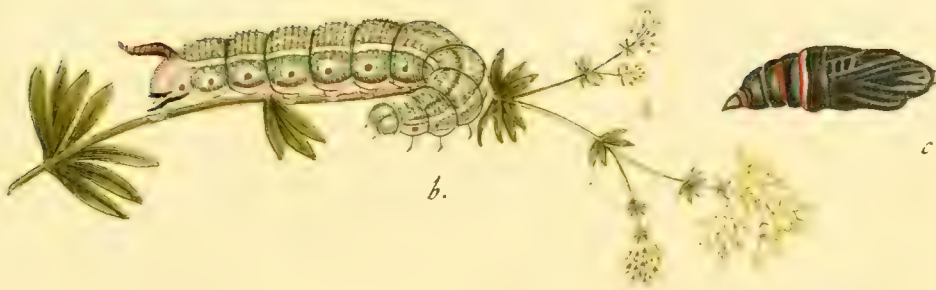
Fig. 3.

Sphing: europ:

Legitim. alis integr. ano barbato. Sp. 27. Stellatarum.



fig. 1. a.



b.

c.



fig. 2.

Sphing: europ:

Legitim. alis integr. ano barb. Fig. 1. a. b. c. fuciformis Sp. 28. Fig. 2. apiformis. Sp. 29.



Fig. 1.



Fig. 2.



Fig. 3.



Fig. 3*.

Sphing: europ:

Legitim. alis integr. ano barb. Fig. 1. culiciformis Sp. 32. Fig. 2.
vespiformis. Sp. 31. Fig. 3. tipuliformis Sp. 32. Fig. 3* repraesentatio eiusdem maior.

L.F. Volckart fc.



Sphinx: europ:

Afcitae. Filipendulae. Sp. 34. a. larva . b. puppa. c. crisalis.
d. P. mas. e. foem . f. varietas ex Italia.



fig. 1.



fig. 2.



fig. 3.



fig. 4. a.



fig. 4. b.

Sphinx: europ:

Adjectus Fig. 1. mas. Fig. 2. foem. *Phogea* Sp. 35. Fig. 3. *Ephialtes* Sp. 36.
Fig. 4. 4. *Caffra*. Sp. 37. (a). mas. (b) Variet.



fig. 1. a.



fig. 1. b.



fig. 2. a.



fig. 2. b.

Sphing: europ:

Adscitae. Fig. 1. a. foem. b. mas. Fausta. Sp. 42. Fig. 2. a. mas. b. foem. Statice. Sp. 47.

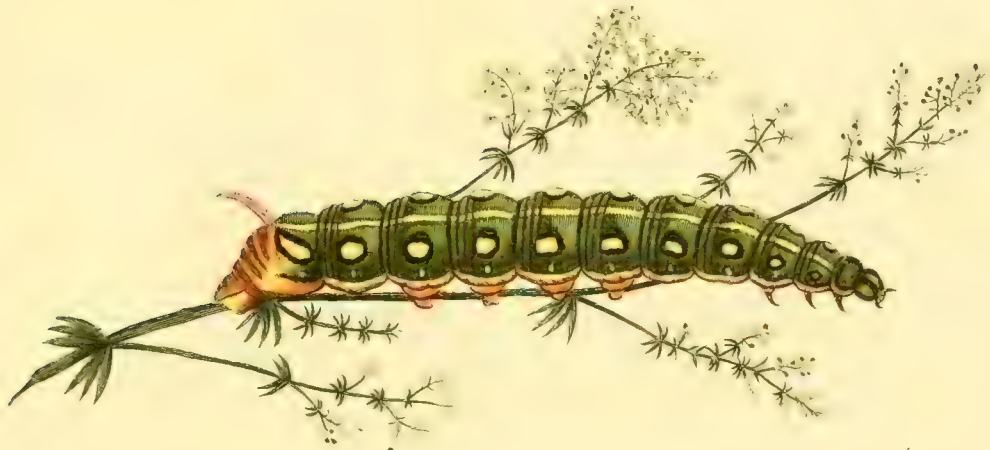
J.F. Völkart sc.




Sphinx: europ:
Legit: al. ang. Quercus.



Sphing:europ:
Legitim alis ang. Oenotherae.



Spling: europ:
Legitim: al: integr: Galü.



Sphinx: europ:

Fig. 1. Sphinx Indiae orient: vulgo Varietas Sph. Celerio. (Tab: VIII). Fig. 2. Varietas Sph. Populi. (Tab. II.) Fig. 3. Variet: Sph. Tiliae (Tab. III.) Fig. 4. Sph. Leptim. alis integr. Vespertilio.



Fig. 1



Fig. 1 *




Fig. 2.



Fig. 3.

Sphing:europ:

Fig. 1. Legit:alis ang. Fenestrina. Fig. 1.* repraesentatio eiusdem maior.
Fig. 2. Legit. al. integr. ano barb: Bombyliiformis. Fig. 3. Legit.
al: integr. ano. barb: Oestriiformis.



fig. 1. a.



fig. 1. b.



fig. 2. a.




fig. 2. b.



fig. 3. a.



fig. 3. b.

Sphinx: europ:

*Adscitae. Fig. 1. Lonicerae. a. mas. b. foem. Fig. 2. Pilosellae. a. mas. b. foem.
Fig. 3. Scabiosae. a. mas. b. foem.*



Sphingium europaeus:

Adscitae. Fig. 1. *Achilleae*. a. *mas.* b. *foem.* Fig. 2. a. *Peucedani*. c. *Shryssalis*.

d. d. *larvae*. e. *puppa*. Fig. 3. *Variet. Lonicerae* (Tab. XXIV. Fig. 1.)

Walwert sc.



fig. 1.




fig. 3.





fig. 2.

Sphinx: europ:

*Legit. al. ang. Fig. 1. Quercus mas. (Tab. XIX.) Fig. 2. 3. Oenotherae
Variegatae. (Tab. XX.)*



Sphinx: europ:

Legitim al. ang. Fig. 1. Larva. Fig. 2. Nervi mas. (Tab. IV.) Fig. 3. Leg. al. int. an. simpl. Elpenor. Variet.

J. G. Sturm. sc.




fig. 1.

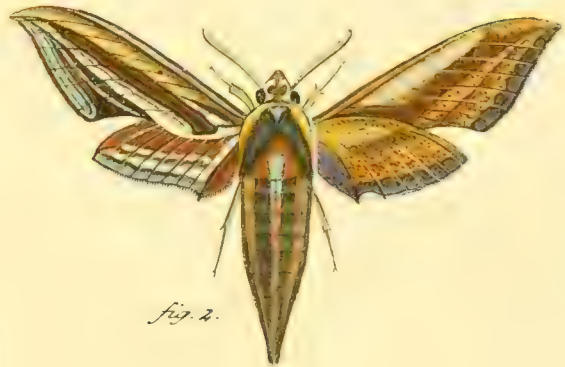


fig. 2.



fig. 3.

Sphing: europ:

*Legit. al. int. an. Simp. Fig. 1. Celerio mas. (Tab. VIII. XXII.) Fig. 2. Celaeno
Leg. al. int. an. barb. Fig. 3. Stellatarum Variet.*



fig. 1.



fig. 2.



fig. 3.



fig. 4.



fig. 5.

Sphinx europ:

Legitim. al. int. an. barb. Fig. 1. *Asiliformis*. Fig. 2. *mas.* Fig. 3. *foem. Apiformis.*
(*Tab. XIV.*) Fig. 4. *mas* Fig. 5. *foem. Sireciformis.*



fig. 1.



fig. 2.



fig. 3.



fig. 4.

Sphing: europ:

Legitim. al. int. an. barb. Fig. 1. Tenebriformis. Fig. 2. Chrysidiformis.

Fig. 3. Tenthrediniformis. Fig. 4. Spheciformis.



fig. 1



fig. 2



fig. 3.



fig. 4.



fig. 5



fig. 6.

Sphing: europ:

Legitim. al. int. an. barb. Fig. 1. mas. Fig. 2. foemina Conopiformis.
Fig. 3. mas. Fig. 4. foem. Cynipiformis. Fig. 5. mas. Fig. 6. foem. Tipuliformis. Variet



fig. 1.



fig. 2.



fig. 3.



fig. 4.



fig. 5.



fig. 6.

Sphing: europ:

Legit. al. int. an. barb. Fig. 1. mas. Fig. 2. foem. Empyiformis. Fig. 3. mas. Fig. 4. foem. Formicæformis. Fig. 5. mas. Fig. 6. foem. Muscæformis.



fig. 1.



fig. 2.



fig. 3.



fig. 4.

Sphing: europ:

Adscitae. Fig. 1. Acacus. Fig. 2. Coronillae. Fig. 3. Trigonellae.
Fig. 4. Variet. eiusd.



fig. 1.



fig. 2.



fig. 3.



fig. 4.



fig. 5.

Sphing: europ:

Adf. Fig. 1. Phegeae Var. (Tab. XVII.) Fig. 2. Lavandulae Fig. 3. Polygalae.
Fig. 4. mas. Fig. 5. foem. Trifolii.



fig. 1.



fig. 2.



fig. 3.



fig. 4.



fig. 5.



fig. 6.

Sphingum europ.

Adfc fig. 1. Loti. fig. 2. mas. fig. 3. foem. Pruni fig. 4. Infuista.

Lin Sp. 43. fig. 5. foem. fig. 6. mas Appendiculatu

J. K. Klüger



Sphingum europ.

Fig. 1. Adje. Flavcola. fig. 2. larva. fig. 3. chrys. mas. fig. 4. chrys. fem. Sphingis Apiformis. (Tab. XIV. XXIX.) Fig. 5. 6. Variet. larvarum. Sph. Stellatarum. (Tab. XIII.) Fig. 7-11. Ovida Sphingum. fig. 7. Ligustri. (Tab. VI.) fig. 8. Filipendulae. (Tab. XVI.) fig. 9. Pinastri. (Tab. III.) fig. 10. Populi. (Tab. II.) fig. 11. Apiformis. (Tab. XIV. XXIX.)



Fig. 1.



Fig. 2.




Fig. 3.




Fig. 4.




Fig. 5.



Fig. 6.



Fig. 7.

Sphinxum europ.

Fig. 1. Chrysanthem. Fig. 2, mas, fig. 3, fem, fig. 4. maris Variet. Cynaræ. Fig. 5, mas
fig. 6, fem. Athamantæ. Fig. 7. Tipuliformis Variet. annulis abdominis cingulis duobus



Sphinx europ.

Fig. 1, mas. fig. 2, fem. *Hippophæes*. Fig. 3, Ramulus *Hippophæes rhamnoidis*. Fig. 4, *tineiformis*.





Sphing. europ.

Ad. c. Fig. 1, mas, fig. 2, fem. fig. 3, variet. fig. 4, 5, larvae. fig. 6, folliculus. fig. 7, 8, chrysalides. Melilothi. Fig. 9, 10, 11, larvae. fig. 12, follie. fig. 13, 14, chrysalid. Loniceræ.

(Tab. XXIV. Suppl. 6)

I. C. Bock sc.




Sphing. europ.

Fig. 1, mas. Fig. 2, foem. Rhadamanthus. Fig. 3, 4, larvae,
 Fig. 5, chrysalis. Fig. 6, ovellae Pilosellae (Tab. XXIV. Suppl. c.) Fig. 7,
 mas, Fig. 8, foem. trimaculata.



Sphingium euryp.
 Fig. 1. mas. fig. 2. foem. *Sph. adsc.* Exulans. Fig. 3. mas *Sphingis* Lavandulae
 (Tab. XXXIV. Cont. IX.) Fig. 4. *Sphinx* Filipendulae maior. Fig. 5. Larvae *Sphingis*
 Tiliae Varietas. (Tab. III.)



1



4



2



3



5



6

Sphinx europ.



Fig. 1. Legit. Spiraeae. Fig. 2. mas. fig. 3. foem. fig. 4. Var. tdsc. Onobrychis
Fig. 5. Leucopiformis.

G. F. Volkart sc




Sching. europ.

Adfc. *Fig. 1. mas. fig. 2. foem. Millefolii. Fig. 3. mas. fig. 4. foem. Brizae. Fig. 5. mas. fig. 6. foem. Globulariae.*



Sphing: europ.


Fig. 1. Anthraciformis. Fig. 2. minor: repraes. Fig. 3. Bibioniformis. Fig. 4. mai: repraes. Fig. 5. Larva. fig. 6, 7. folliculi. fig. 8. chrysalis. fig. 9. imaginis Variet. Carneolica. Fig. 10. Pilofellae Variet.




1.




2.



3.



4.



5.



6.



Sphing. europ.

Fig. 1. Elpenor Variet. (Tab. IX.) Fig. 2. Croatica. Fig. 3. Sphing. Celerio. (Tab. VIII.) Fig. 4. 5. larvae, fig. 6. chryf. Sph. Phegaeae (Tab. XVII.)



Sping. europ.

Fig. 1. Onobrychis. Var. Fig. 2. Laeta Fig. 3, 4, 5, 6 Larvae, fig. 7. Chry. Livornica
(Tab. VIII.)



Sphing. europ.

Fig. 1. Leont. Chalciformis. fig. 2 repraes. maicr. Fig. 3. Phegeus. fig. 4. Iphimedeia.
Fig. 5 Gorgon. Fig. 6, 7. larvae, fig. 8. annulerum larvæ repraes. maicr. fig. 9. jellie. fig. 10.
chryf. Pruni (Tab. XXXV.)





