






COLLECTION
OF
WILLIAM SCHAUSS
⊙
PRESENTED
TO THE
NATIONAL MUSEUM
MCMV





QL

555

A1

E77

1629

[plates v. 3]

SCNHRB



3
Insects

555
A1 E77
1829
[plates, v. 3]
SCHURB

Plates vol. 3.

Schau Coll.
C
292902
UNIVERSITÄT ZÜRICH
ZÜRICH




fig. 1.




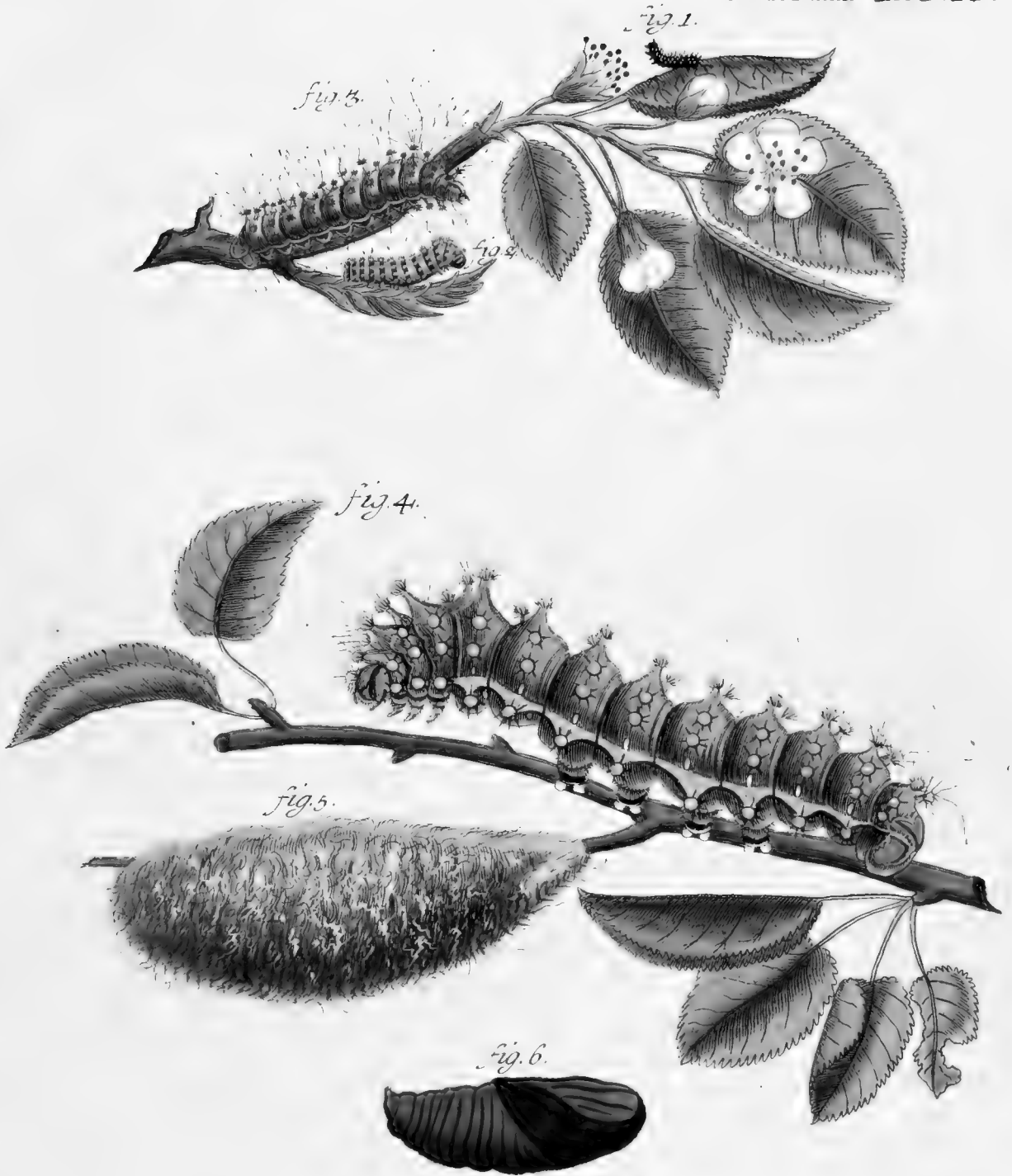
fig. 2.

Phalaenarum europ:

Attaci. Fig. 1. mas. Fig. 2. fem. *Pavonia maior*. Lin. Sp. 1. 3.

J. G. Sturm. sc.

DEI

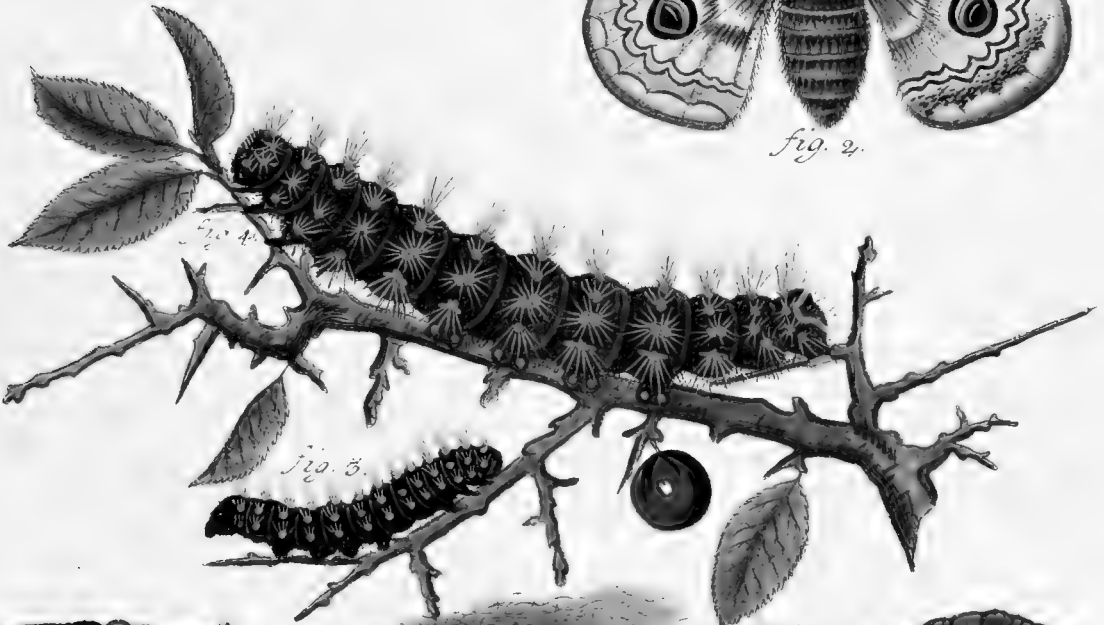




Phalaenarum europ.

Attaci pect. eling. Sp. Lin. 1. Pavia major fig. 1. 2. 3. larvae.
aetatis iuvenilis. fig. 4. aet. perfectae. fig. 5. Pupa. fig. 6. Chrysalis.

J. G. Klöpper sc.





Phalaen: europ:

Attaci pectin: eling Pavonia media, fig. 1 imago maris, fig. 2, foeminae
fig. 3. larvae iuvenil: 4. adultae. 5. Pupa. 6. 7. chrysalis.






fig. 1.




fig. 2.



fig. 3.


fig. 4.


fig. 5.

fig. 6.

Phalaenar . europ:

*Attaci . pectin eling . Sp . 7 . & Lin : Pavonia minor fig 1 . imago .
maris . fig 2 . foem . fig 3 . larvae juven : fig 4 . adultae fig 5 . pupa .
fig . 6 . chrysalis .*





Phalaenar. europ:

Attaci pectin. el. Sp. L. 8. Tau. fig. 1. 2. 3. larva iuvenilis aetatis. fig. 4. adulta. fig. 5. chrysalis, fig. 6. imago maris, fig. 7. foeminae, fig. 8. Varietatis.





Phalaen: europ.

Attaci Seticor Spirid. Sp. 17. *mundana* fig. 1. *mar.* fig. 2. foem. *Bombyces eling. al. revers.* Sp. 18
quercifolia fig. 3. foem. fig. 4. 5. Larvae fig. 6. Pupa
fig. 7. *Chrysalis.*

L. G. Kluge.





fig. 1.



fig. 2.



fig. 3.



fig. 4.

Phalaen: europ:

Bombyx. eling. al. rev. fig. 1. foem. fig. 2. mas. Quercifolia.
Varietas. fig. 3. mas. fig. 4. foem. Populifolia.





fig. 1.



fig. 2.



fig. 3.

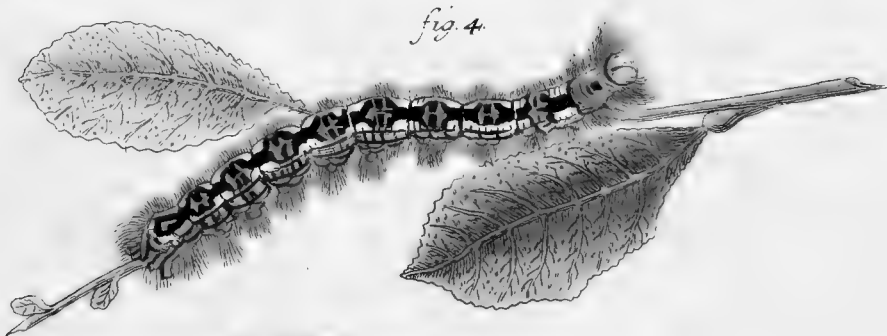


fig. 4.




fig. 5.

fig. 6.



Phal: europ.

Bombyses. eling. al. revers. fig. 1. Populifolia. fig. 2. foem. fig. 3. mas Betulifolia. fig. 4. larva. fig. 5. Pupa. fig. 6. chrysal. eiusd. 16 Klippel




fig. 1.



fig. 2.



fig. 3.



fig. 4.




fig. 5.



fig. 6.



fig. 7.

Phal: europ:

Bombyces. el. al. rev. fig. 1. mas. fig. 2. foem. Ilicifolia. Lin. Sp. 19.
fig. 3. pupa. fig. 4. Chryf. eiusd. fig. 6. mas. fig. 7. foem. Taraxaci.





fig. 1.




fig. 2.



fig. 3.

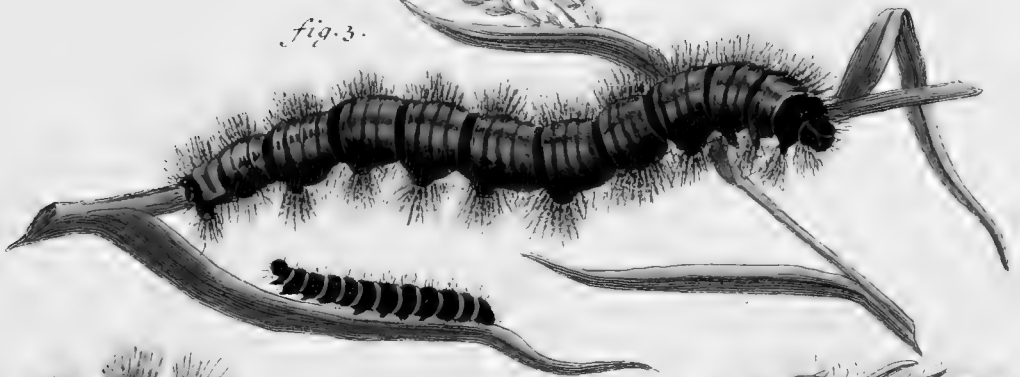


fig. 4*




fig. 5.



fig. 6.



fig. 7.

Phalaen. europ

*Bombyces eling. al. rev. fig. 1. mas. fig. 2. fœm. Rubi. Lin. Sp. 21. fig. 3. Lar. fig. 4. *. Fœnem juvenili ætate. fig. 5. pupa. fig. 6. Chrysal*





fig. 1.



fig. 2.




fig. 3.



fig. 4.

Phal: europ:

Bombyces ding. al. rev. fig. 1. *Pruni* Lin. Sp. 22. fig. 2. larva .
fig. 3 . pupa . fig. 4 . chrysal.





fig. 1.



fig. 2.




fig. 3.



fig. 5.

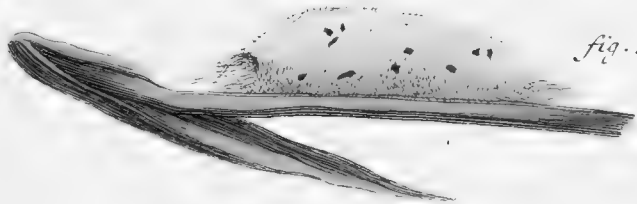


fig. 4.

Phalaen: europ.

Bombyces eling. al. rev. fig. 1. mas. fig. 2. foem. *Potatoria* Lin.
Sp. 23. fig. 3. Larva: fig. 4. pupa. fig. 5. chryf.






fig. 1.




fig. 2.




fig. 3.

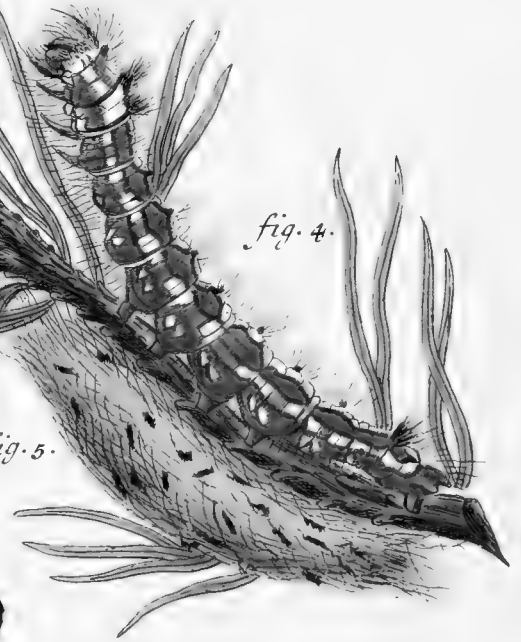


fig. 4.

fig. 5.



fig. 6.

Phalaenar. europ.

Bombyces eling. al. revers. Pini. fig. 1. mas. fig. 2. foem. fig. 3. 4. larvæ. fig. 5. pupa. fig. 6. chrysalis.





Phalaen: europ:

Bombyc. eting. al. revers. fig. 1. Pini. variet. fig. 2. mas. fig. 3. foem. Quercus.
Itin. Sp. 25. fig. 4. Larva. fig. 5. Pupa. fig. 6. Chrysal.





fig. 1.




fig. 2.



fig. 3.



fig. 4.

Phalaen: europ:

*Bombyc. eling. al. rev. fig. 1. mas. fig. 2. foem. Quercus Variet.
fig. 3. mas. fig. 4. foem. Dumeti. Lin. Sp. 26.*



fig. 1.



fig. 2.




fig. 3.

fig. 4.




fig. 6.



fig. 5.

Phal: europ:

Bombyc. eling. al. rev. Trifolii. fig. 1. mas. fig. 2. foem. fig. 3. Larva aetate adulta. fig. 4. Larva aet. iuvenili. fig. 5. Pupa. fig. 6. Chrysal.






fig. 1.




fig. 2.

fig. 3.

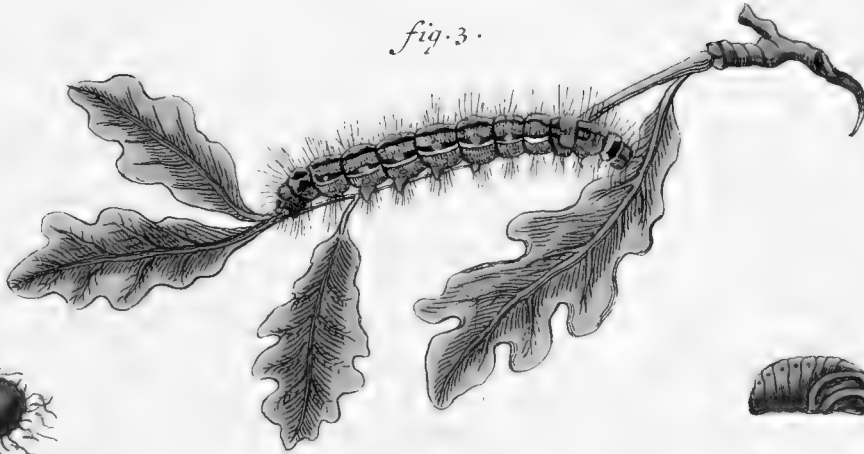


fig. 4.



fig. 5.



fig. 6.



fig. 7.




fig. 8.

fig. 9.

Phalaen: europ:

Bombyces eling. al. rev. Catax Lin. Sp. 27. fig. 1. mas. fig. 2. foem. fig. 3. larva.
fig. 4. pupa. fig. 5. chryf. *Lentipes*. fig. 6. mas. fig. 7. foem. fig. 8. 9. larvae.





fig. 1.



fig. 4.



fig. 3.



fig. 2.



fig. 8.




fig. 6.




fig. 7.




fig. 5.

Phalaen: europ:

Bombyc. ding. al. revers. fig. 1. Lentipes. foem. Var. fig. 2. mas fig. 3. foem. fig. 4. Variet. Lanestris. Lin. Sp. 28. fig. 5. larva. fig. 6. 7. pupa. fig. 8. crystal.

L. G. Klinger sc





Phalaen: europ:

Bombyx el. al. rev. Vinula. Lin. Sp. 29. fig. 1. foem. fig. 2. maris variet.
fig. 3. 4. 5. larvae. fig. 6. pupa. fig. 7. chrysal.





fig. 1.

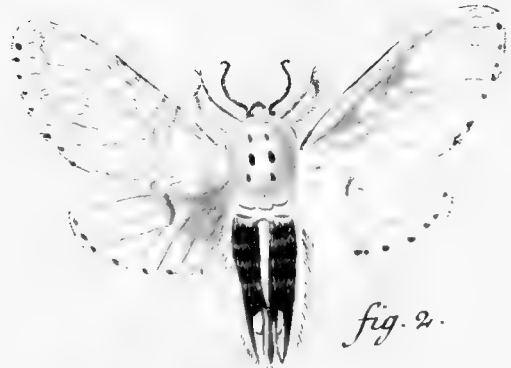


fig. 2.



fig. 3.



fig. 4.



fig. 5.



fig. 6.

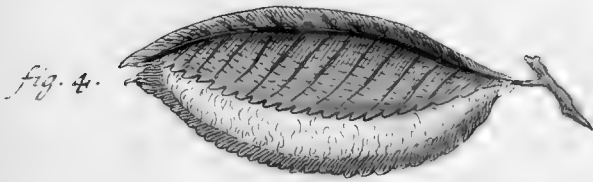




fig. 7.

Phalaenar: europ:

Bombyx elongata al. var. *Erminea*. fig. 1. mas. fig. 2. foem. *Sp. Lin.* 51.
Furcula. fig. 3. larva. fig. 4. pupa. fig. 5. chryf. fig. 6. mas. fig. 7. foem. var.





Phalaen. europ.

Bombyc. eling. al. revers. Sp. 30. Lin. Fagi. fig. 2. 2. 3. larvae. fig. 4. pupa. fig. 5. chryf. fig. 6. mas. fig. 7. foeta

fig. 1.

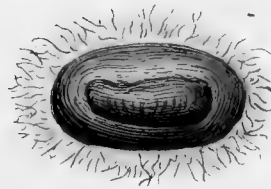


fig. 2.



fig. 4.



fig. 5.



fig. 3.



fig. 6.

Phalaen: europ:

Bombyc. ding. al. rev. Milhauseri. fig. 1. Larva. fig. 2. folliculus. fig. 3. chrysalis. fig. 4. foem. fig. 5. varietas. fig. 6. antennae maris.






fig. 4.



fig. 5.



fig. 6.



fig. 3.

Phalaen: europ:

Bombyx: ding. al. rev. Sp. 31. Lin. Bucephala. fig. 1. 2. larvae
fig. 3. chrysal. Lunigera. fig. 5. mas. fig. 6. foem.

J. G. Klugger.





fig. 1.



fig. 4.




fig. 2.



fig. 3.



fig. 5.

Phalaen: europ:

Bombyx. elong. al. revers. Sp. Lin. 32. Versicoloru. fig. 1. larva. fig. 2. pupa. fig. 3. chrysf. fig. 4. mas. fig. 5. foem.

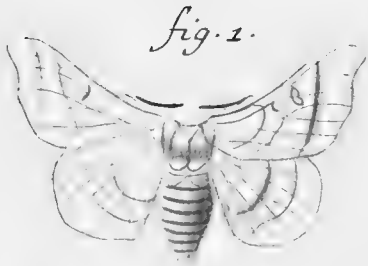


fig. 1.



fig. 2.




fig. 3.

fig. 4.

fig. 7.

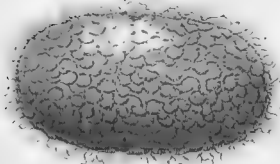



fig. 5.



fig. 6.





fig. 8.



Phalaena europ

Bombyc. eling. al. revers. Lin. Sp. 33. Mori fig. 1. mas. fig. 2. foem. fig. 3. 4. larva. fig. 5. chrysf. foem. fig. 6. chryf. mas. fig. 7. 8. folliculi.





Phalaena: europ.

*Bomb. el. al. rev. Lin. Sp. 34. Populi. fig. 1. mas. fig. 2. foem
fig. 3. 4. 5. 6. larvae. fig. 7. folliculus. fig. 8. chrysal*



fig. 1.



fig. 2.



fig. 3.



fig. 4.



fig. 5.

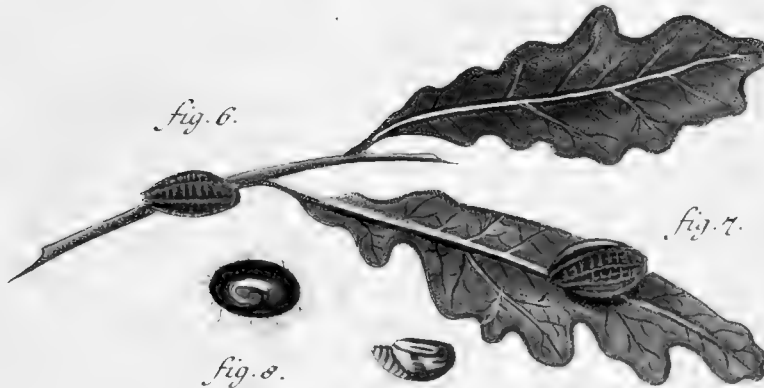


fig. 6.

fig. 7.

fig. 8.

fig. 9.

Phal: europ:

Bomb. eting. al. rev. fig. 1. *mas.* fig. 2. *idem.* *Franconica.* fig. 3.
mas. fig. 4. *Variet. maris.* fig. 5. *foemina.* *Limacodes.* fig. 6. 7.
larvae. fig. 8. *folliculus.* fig. 9. *chrysalis.*



fig. 1.



fig. 3.

fig. 6.




fig. 4.



fig. 5.



fig. 7.

Phal: europ:

Bomb. eling. al. rev. fig. 1. mas. fig. 2. foem. Neustria. Sp. Lin. 35.
fig. 3. Larva. fig. 4. folliculus. fig. 5. chrysalis. fig. 7. Varietas.





fig. 1.



fig. 2.



fig. 3.

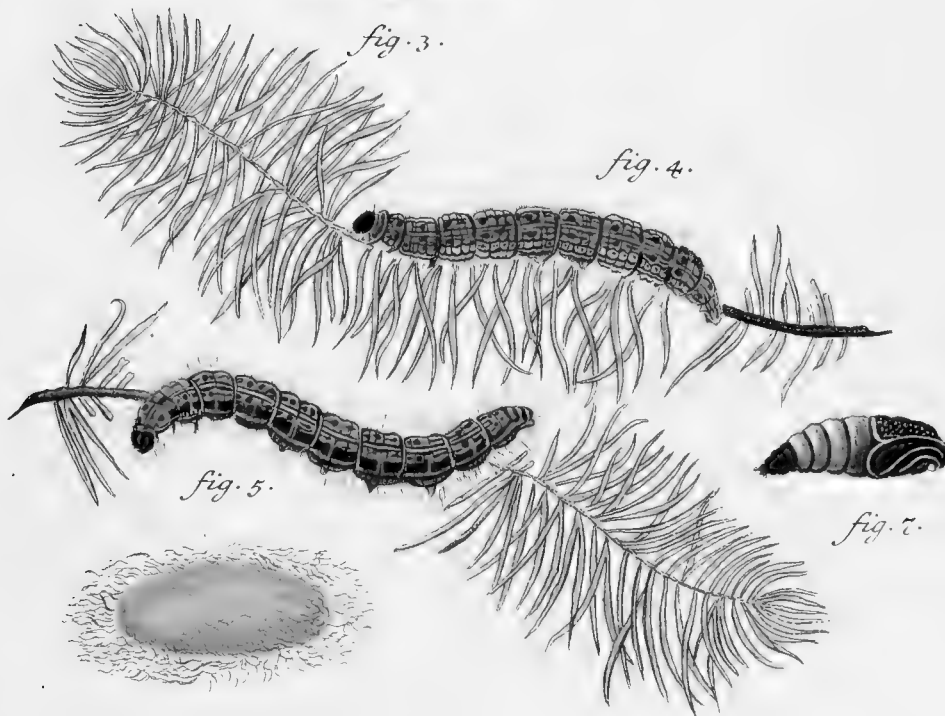


fig. 4.

fig. 5.

fig. 7.

fig. 6.

Phalaen: europ:

*Bomb. el. al. rev. fig. 1. mas. fig. 2. fem. fig. 3. Variet. Castryj's. Lin. Sp. 36.
fig. 4. 5. larvae. fig. 6. follie. fig. 7. chrysal.*





fig. 1.




fig. 2.




fig. 3.




fig. 4.



fig. 5.



fig. 6.




fig. 7.

Phalaen: europ:

Bomb. eling. al. rev. fig. 1. mas. fig. 2. foem. procesionea. Lin. Sp. 37. fig. 3. larva. fig. 4. follic. fig. 5. chrysal. fig. 6. mas. fig. 7. foem. Pityocampa.






fig. 1.



fig. 2.





fig. 4.

fig. 3.

fig. 5.

Phalaen: europ:

Bomb. el. al. depr. dorso. laevi. Lin. Sp. 38. Caia. fig. 1. foem.
fig. 2. maris Variet. fig. 4. follic. fig. 5. chrysal.






fig. 1.



fig. 2.



fig. 3.




fig. 4.

Phalaenar europ:

Bomb. el. al. depr. dors. laev. fig. 1. 2. 3. 4. Caiæ Varietutes.






fig. 1.




fig. 2.



fig. 3.




fig. 4.

Phalaen:europ:

Bomb. cl. al. depr. dorso. laevi. Caiae Varietates

Tab. praeantecedentis.





fig. 1.



fig. 2.



fig. 3.



fig. 4.



fig. 5.

Phal. europ.

*Bomb. el. al. defl. dors. laev. fig. 1. pudica. fig. 2. casta.
fig. 3. fasciata. fig. 4. mas. fig. 5. foem. maculosa*



fig. 1.



fig. 2.




fig. 3.

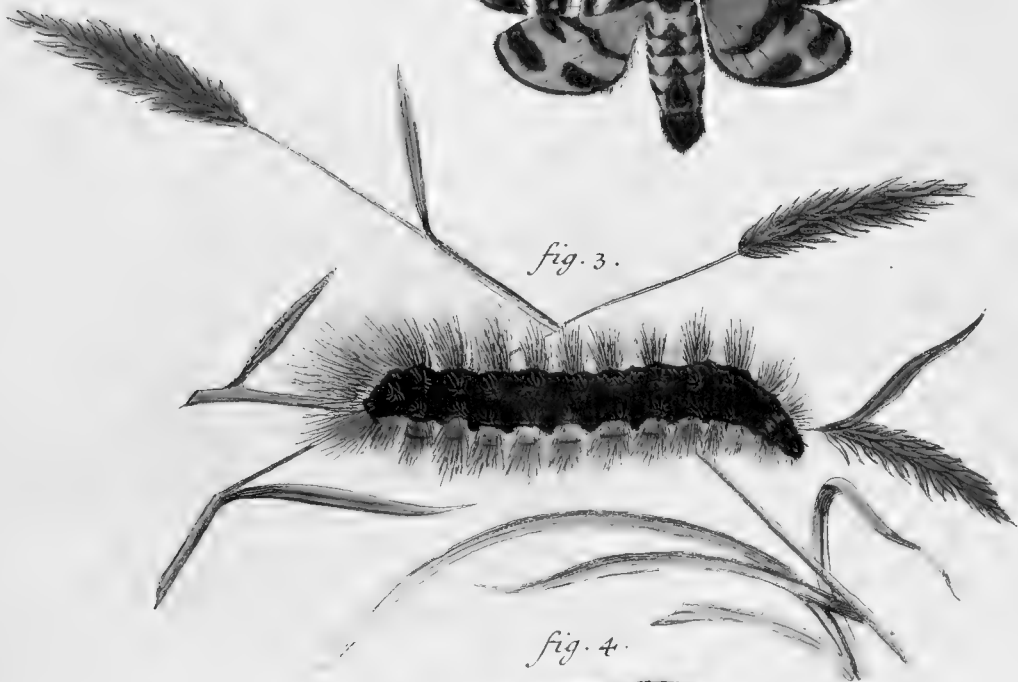


fig. 4.



Phalaen: europ:

*Bomb. el. al. depr. dors. laev. Spec. Lin. 40. Hebe. fig. 1. mas.
fig. 2. foem. fig. 3. larva. fig. 4. chrysal.*

fig. 1.




fig. 2.




fig. 3.

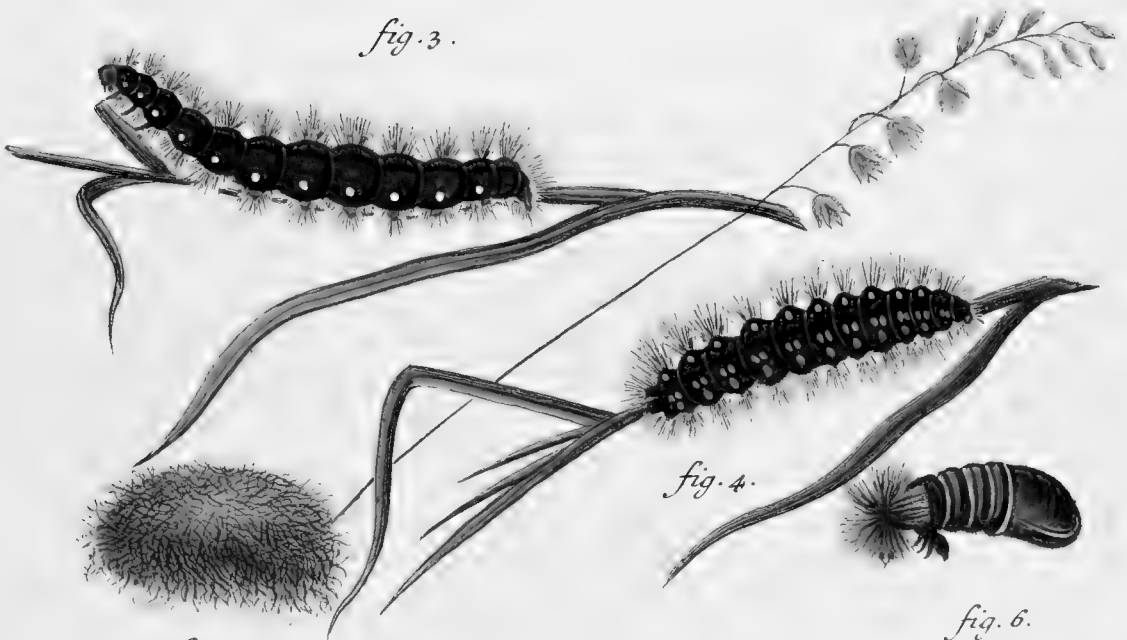


fig. 5.

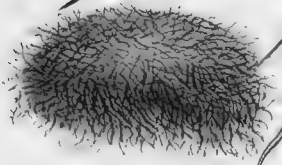


fig. 4.

fig. 6.



Phalaenar: europ:

Bomb. el. al. depr. dorf. laev. Sp. Lin. 41. villica. fig. 1. mas. fig. 2. foem. fig. 3. 4. larvae. fig. 5. follic. fig. 6. chrysf.



Phalaen. europ.

Bomb. d. al. depr. dorf. laev. Lin. Sp. 42. Plantaginis. fig. 1. form. fig. 2. mas. fig. 3. 4. 5. Varietates. fig. 6. 7. larvae. fig. 8. Jurysf.






fig. 1.



fig. 2.

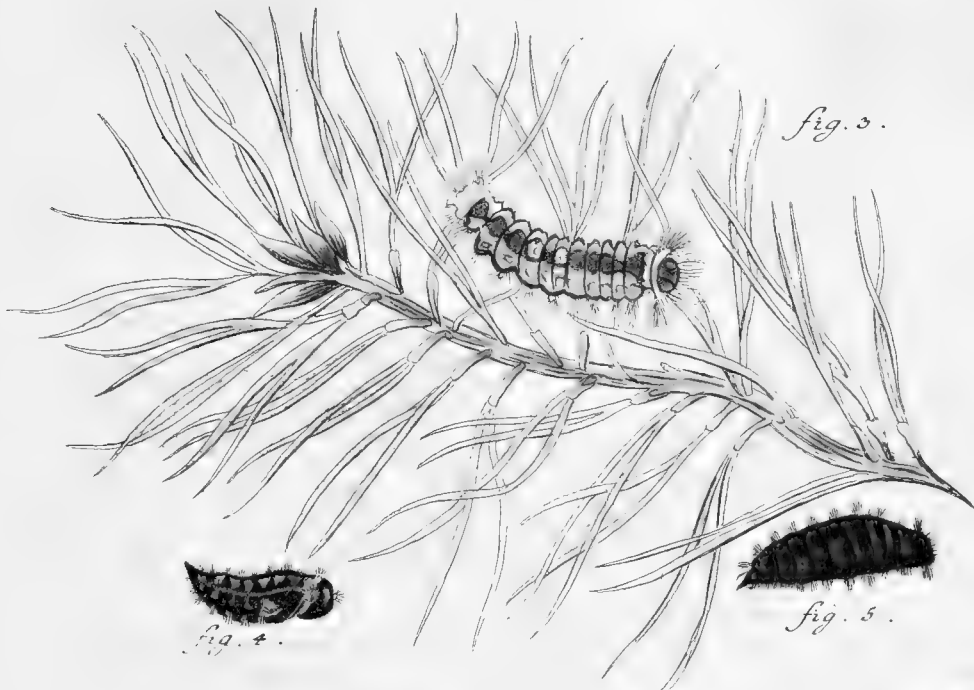


fig. 3.



fig. 4.



fig. 5.



fig. 6.



fig. 7.

Phalaenar. europ.

Bomb. el. al. dep. dors. laev. Lin. Sp. 43. Monacha.
fig. 1. mas. fig. 2. foem. fig. 3. larva. fig. 4. 5. chrysalides.
fig. 6. Varietas. maris. fig. 7. Coenobita.






fig. 1.



fig. 2.

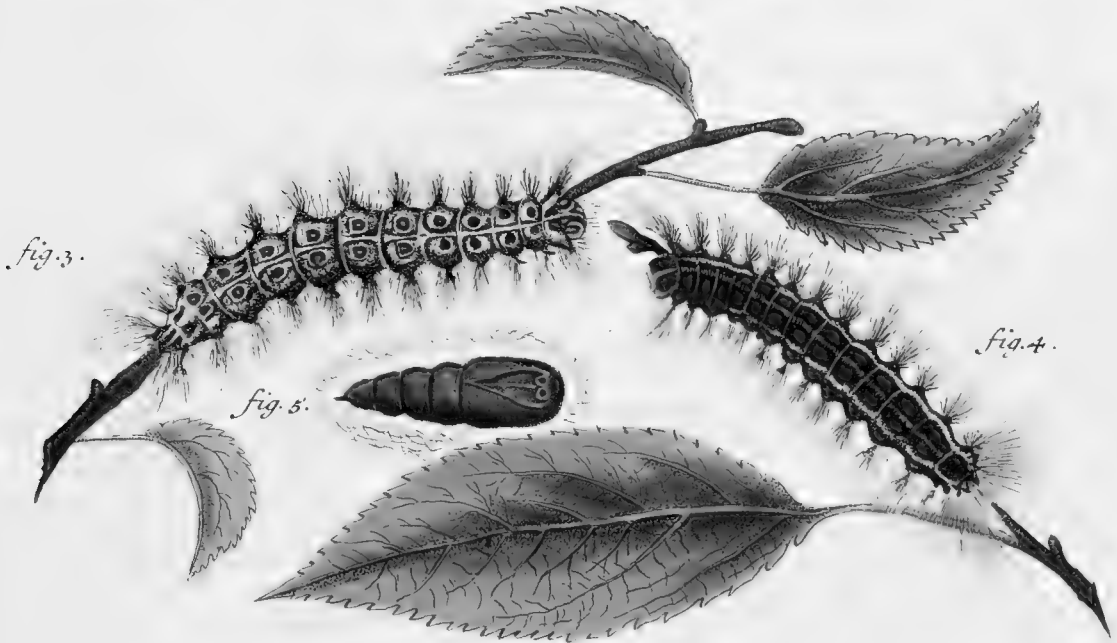


fig. 3.

fig. 4.

fig. 5.




fig. 6.

Phalaenar. europ.

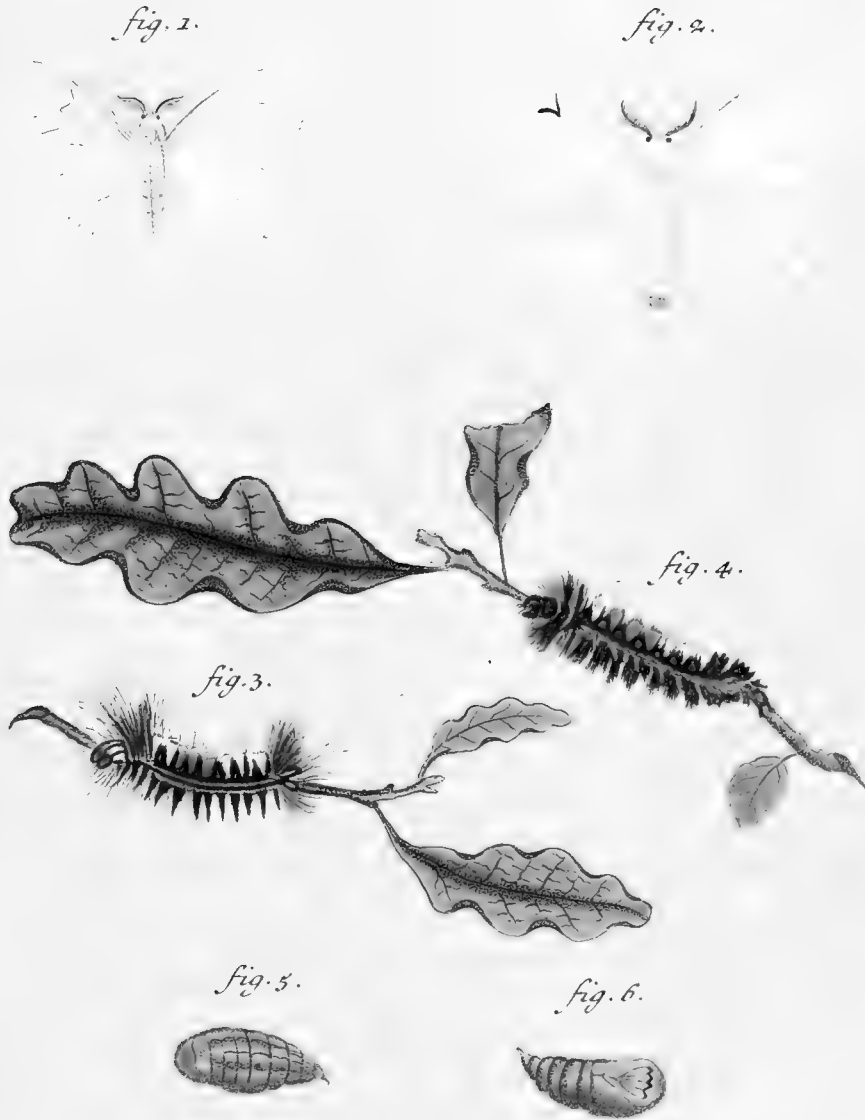
Bomb. el. ul. dep. dors. laev. Lin. Sp. 44. Dispar. fig. 1. mas. fig. 2. fem. fig. 3. 4. larva. fig. 5. chrysal. fig. 6. maris. aberratio singularis.





Phalaenar: europ:

Bomb. el. al. dep. dors. laev. Lin. Sp. 45. Chrysorrhoea. fig. 1. mas. fig. 2. faem. fig. 3. larva. fig. 4. folliculus. fig. 5. chrysal. fig. 6. Auriflua. fig. 7. larva.



Phalaenar: europ:

Bomb. el. al. defl. dorso laev. fig. 1. mas. fig. 2. foem. T nigrum.
fig. 3. 4. larvae. fig. 5. 6. chrysalides.



fig. 1.



fig. 2.



fig. 3.

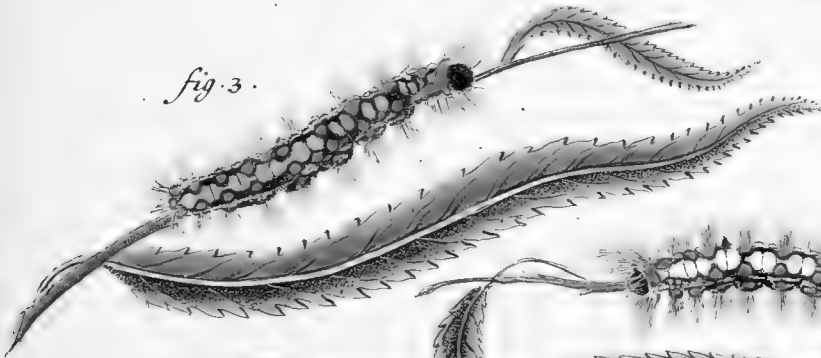


fig. 4.

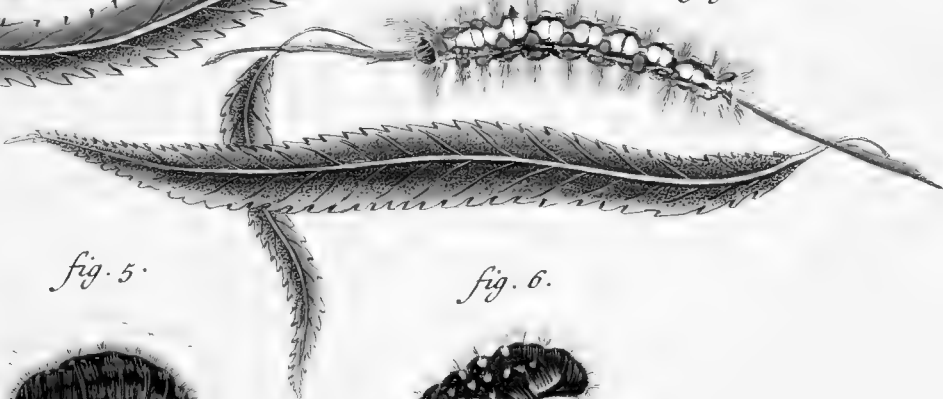


fig. 5.



fig. 6.




fig. 7.




Phalaenar: europ:

Bomb. el. al. dep. dorj. laev. Lin. Sp. 46. Salicis. fig. 1. mas. fig. 2. foem. fig. 3. 4. larvae. fig. 5. 6. chrysalides. fig. 7. bicoloria.



Phalæen: europ:

Bomb. d. al. dep. dorf. laev. Lin. Sp. 47. mendica. fig. 1. mas. fig. 2. foem. fig. 3. 4. 5. 6. 7. larvæ. diversæ. ætatis. fig. 8. pupa. fig. 9. chrysf. fig. 10. pupillata.



Phalaenar: europ:

Bomb. el. al. defl. dorf. laev. fig. 1. foem. fig. 2. mas. Luctiferu. fig. 3. larva. fig. 4. follic. fig. 5. chrysal. fig. 6. Sp. Lin. 66. Morio. mas. fig. 7. foemina.





fig. 1.



fig. 6.

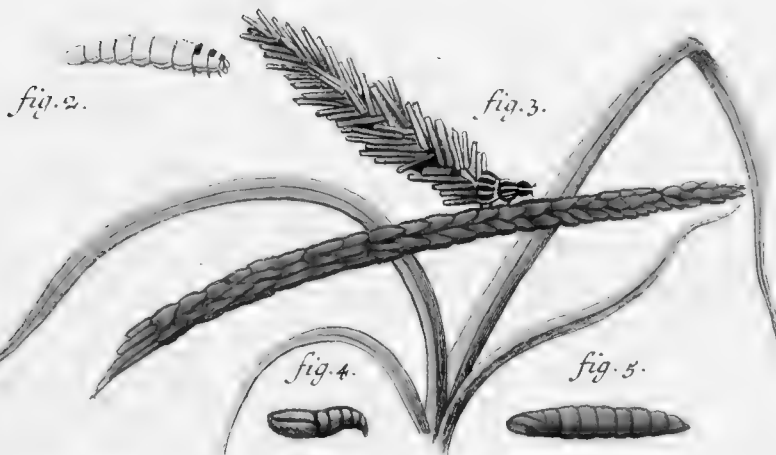


fig. 7.



fig. 8.



fig. 7.*




fig. 8.*

Phalaen: europ:

Bomb. sting. al. deflex. dorf. laev. Vestita. fig. 1. mas. fig. 2. foem. aptera. fig. 3. larva folliculata. fig. 4. Chrysalis maris. fig. 5. Chrysf. foeminae. fig. 6. Detrita. mas. fig. 7. Atra. Linn. Sp. 49. fig. 7.*.repraesentatio maior. fig. 8. Pulla. fig. 8.*. repraes. maior.






fig. 5.



fig. 1.

fig. 2.



fig. 4.



fig. 6.

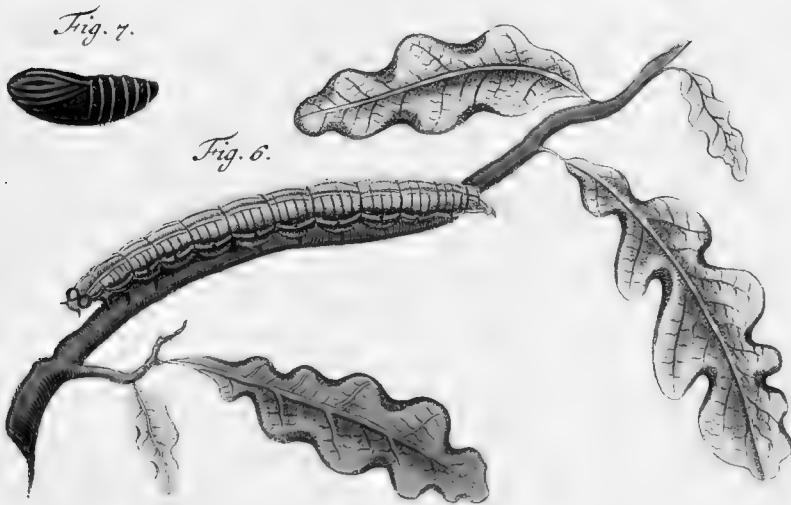


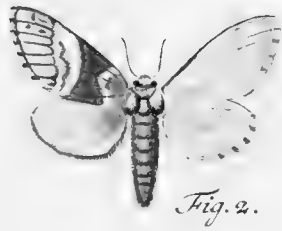



fig. 3.

Phalaen: europ:





*Bomb. el. al. depr. dorf. lacv. Crataegi. fig. 1. Larva. fig. 2. folliculus.
fig. 3. mas. fig. 4. foemina. fig. 5. Hermaphroditus. fig. 6. Variet. foem.*

I. F. Volkart sc.



Phalaen: europ:

Bomb. el. al. depr. dorso laevi. Trimacula. fig. 1. mas. fig. 2. foem. fig. 3. var. maris. Roboris. fig. 4. mas. fig. 5. foem. fig. 6. larva. fig. 7. chrysalis.



Phalaenar: europ:

*Bomb. d. al. depr. dors. laevi. fig. 1. mas. fig. 2. foem. obliterata.
fig. 3. mas. fig. 4. foem. crenata. fig. 5. mas. fig. 6. foem. ferruginea.*



fig. 1.




fig. 2.



fig. 3.



fig. 4.



fig. 5.



fig. 6.

Phalaen: europ:

Bomb. ding. al. defl. fig. 1. mas. fig. 2. foem. fig. 3. 4. larvae.
fig. 5. chrysal. Lotii. fig. 6. Nubeculosa.




fig. 1.




fig. 2.

fig. 3.




fig. 4.


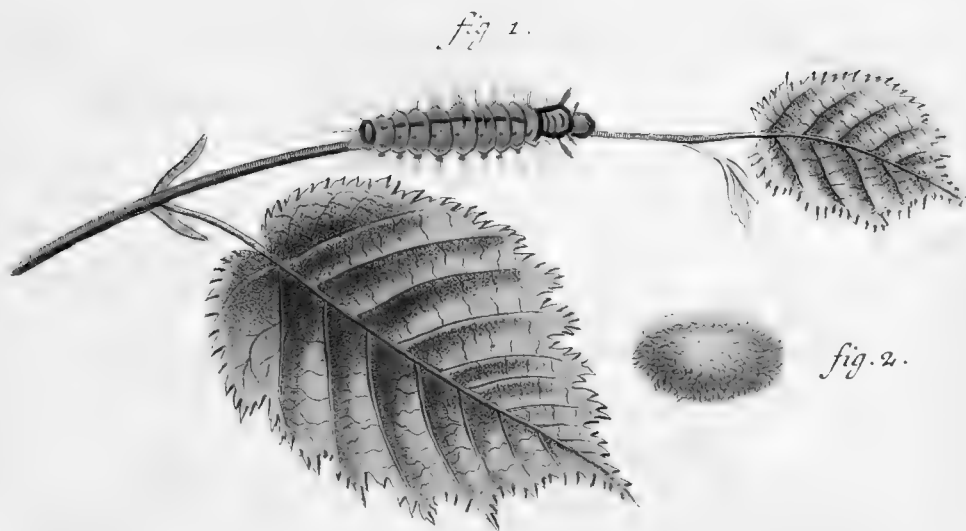


fig. 5.

Phalaenar. europ:

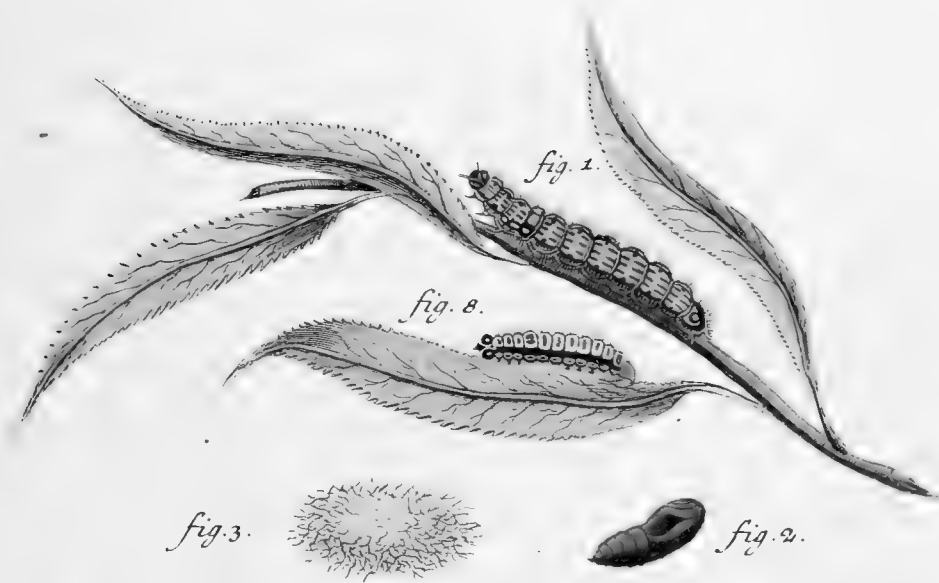
Bomb. d. al. defl. dors. l. Sphinx. fig. 1. Larva. fig. 2. Ph. mas. fig. 3. Chrysal. fig. 4. Cassinia. mas. fig. 5. Variet.





Phalaen: europ:

Bomb. el. al. defl. dorso. laevi. Lin. Sp. 50. Coryli. fig. 1. larva.
fig. 2. follic. fig. 3. chrysalis. fig. 4. mas. fig. 5. foem. fig. 6.
Plumigera mas. fig. 7. maris Variet.



Phalaen: europ:

Bomb. elong. al. defl. dorso l. Lin. Sp. 52. Curtula. fig. 1. larva. fig. 2.
Chryf. fig. 3. follic. fig. 4. Phal. mas. fig. 5. Anachoreta. mas. fig. 6.
Reclusa. mas. fig. 7. Variet. fig. 8. larva.




fig. 1.



fig. 2.




fig. 3.




fig. 4.




fig. 5.




fig. 6.




fig. 7.

Phalaen: europ:

Bomb. d. al. dep. d. laevi. Lin. S. N. Sp. Anastomosis. fig. 1. foem.
fig. 2. mas. fig. 3. larva. fig. 4. chrysal. in follic. fig. 5. mas. fig. 6. foem.
Munda. fig. 7. Donasa.



fig. 1.




fig. 2.




fig. 3.




fig. 5.


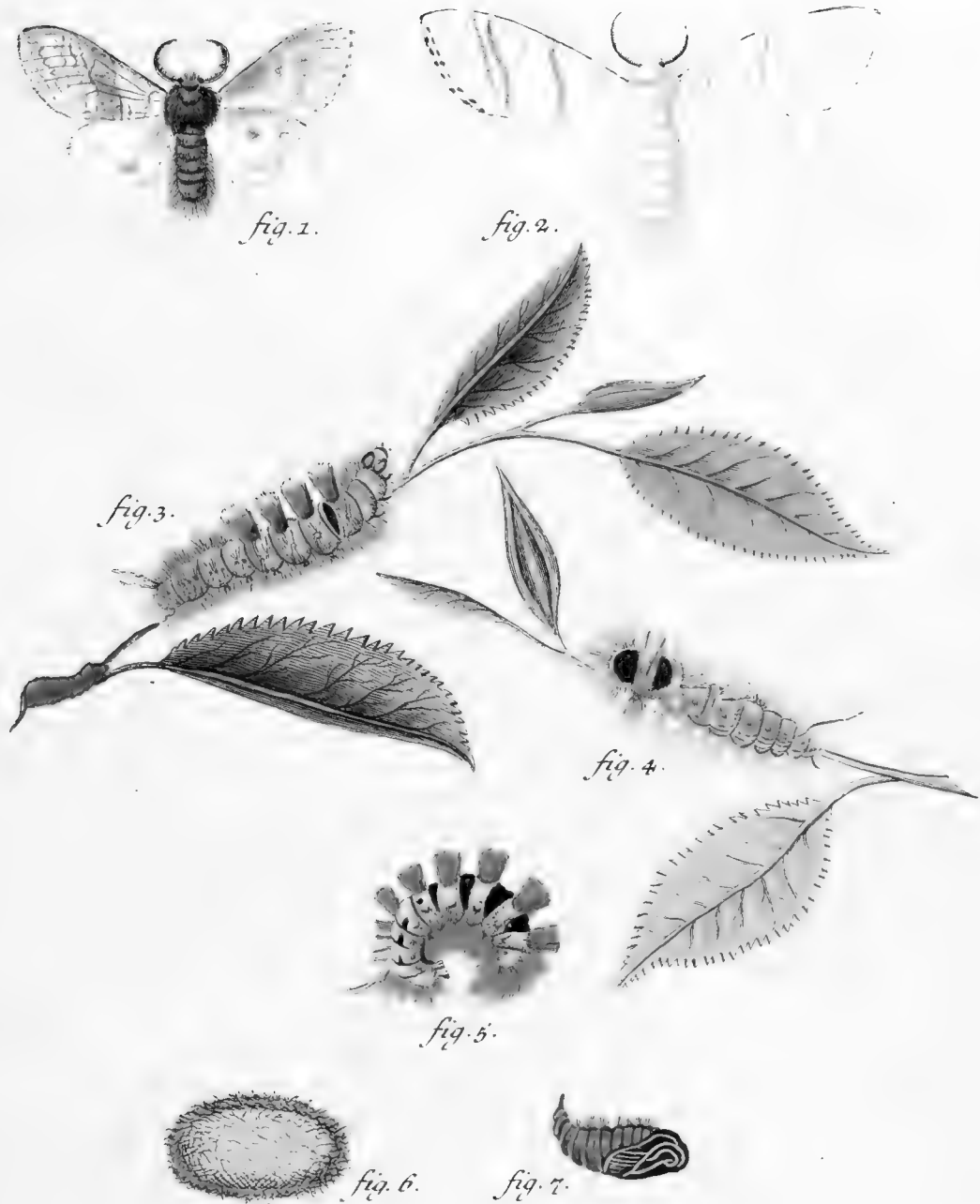


fig. 4.

Phalaen: europ:


Bomb. el. al. depr. dorso cristato. fig. 1. mas. fig. 2. foem. Argentina
fig. 3. Flamma. fig. 4. mas. fig. 5. foem. Vestigialis.

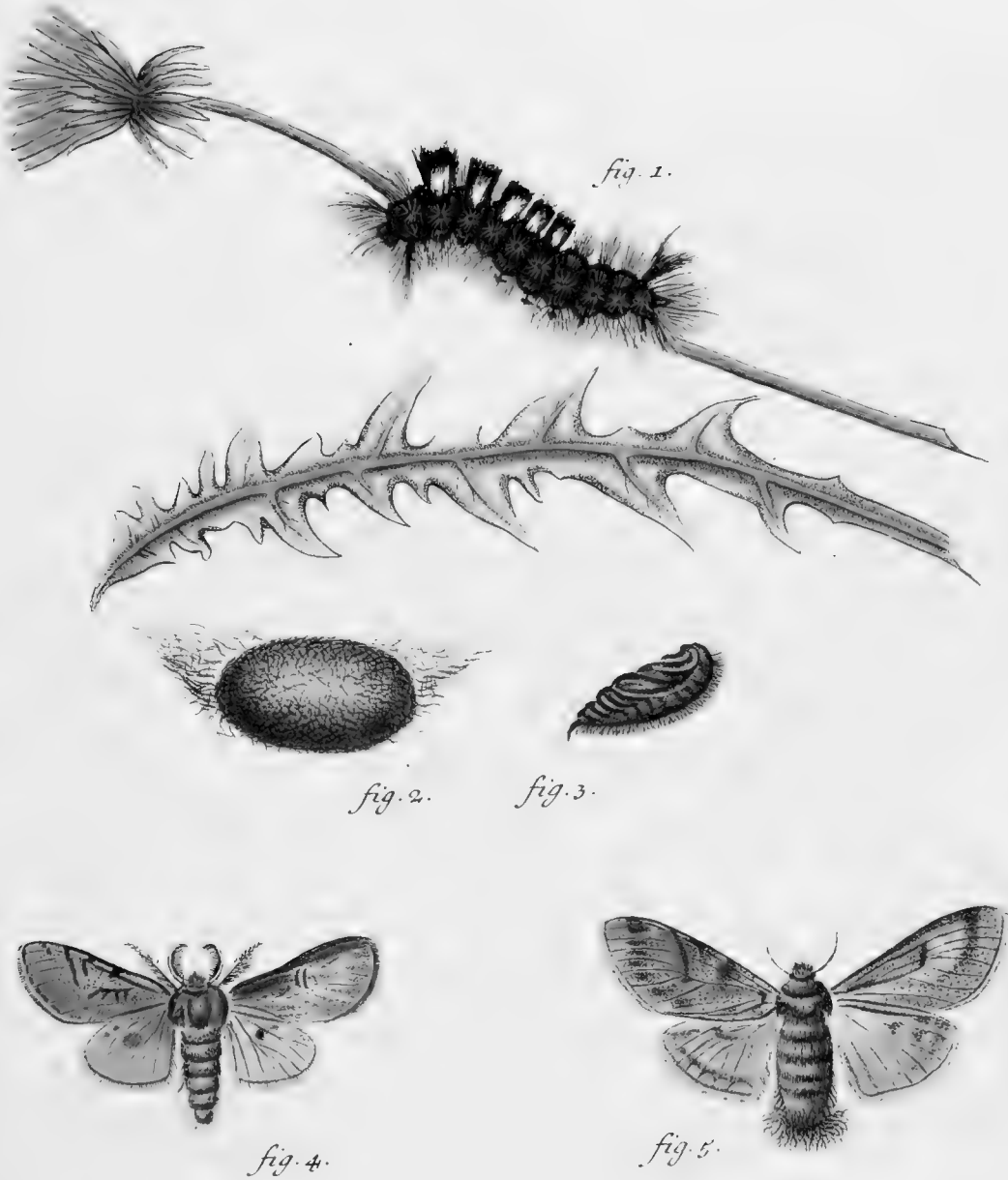




Phalaena: europ:


Bomb. el. al. depr. dorf. crist. Lin. Sp. 54. Pudibunda. fig. 1. mas. fig. 2. fem. fig. 3. 4. 5. larvae. fig. 6. follic. fig. 7. chrysalis.






Phalaen: europ:

*Bomb. d. al. depr. dorso crist. Lin. Sp. 55. Fascelina. fig. 1. larva .
fig. 2. follic. fig. 3. dryf. fig. 4. mas. fig. 5. foem.*





Phalaen: europ:

Bomb. d. al. depr. dorso. crist. Lin. Sp. 56. Antiqua. fig. 1. mas. fig. 2. foem. aptera. fig. 3. larva. fig. 4. follic. fig. 5. Chrys. Lin. Sp. 57. Conostigma. fig. 6. mas. fig. 7. foem. apt. fig. 8. 9. larvae. fig. 10. Chrysf.

I. C. Bock sc



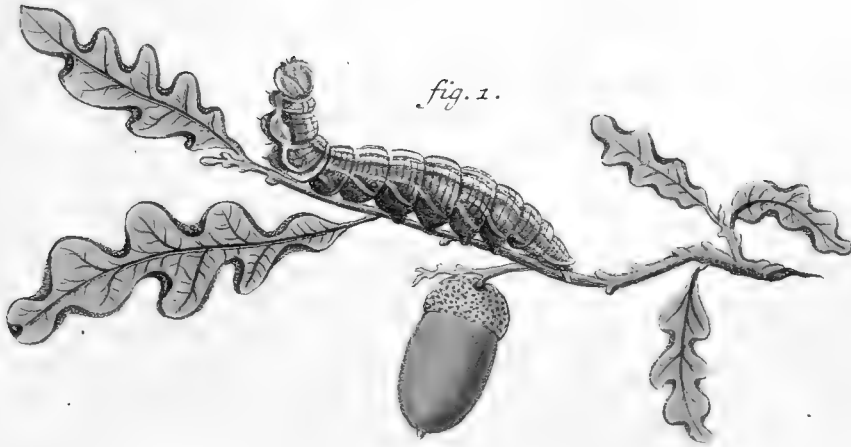


fig. 1.




fig. 2.



fig. 3.



fig. 4.

Phalaen: europ:

*Bomb. el. al. depr. dorf. crist. Trepida. fig. 1. larva. fig. 2. mas. fig. 3. foem.
fig. 4. chrysalis.*



fig. 6.



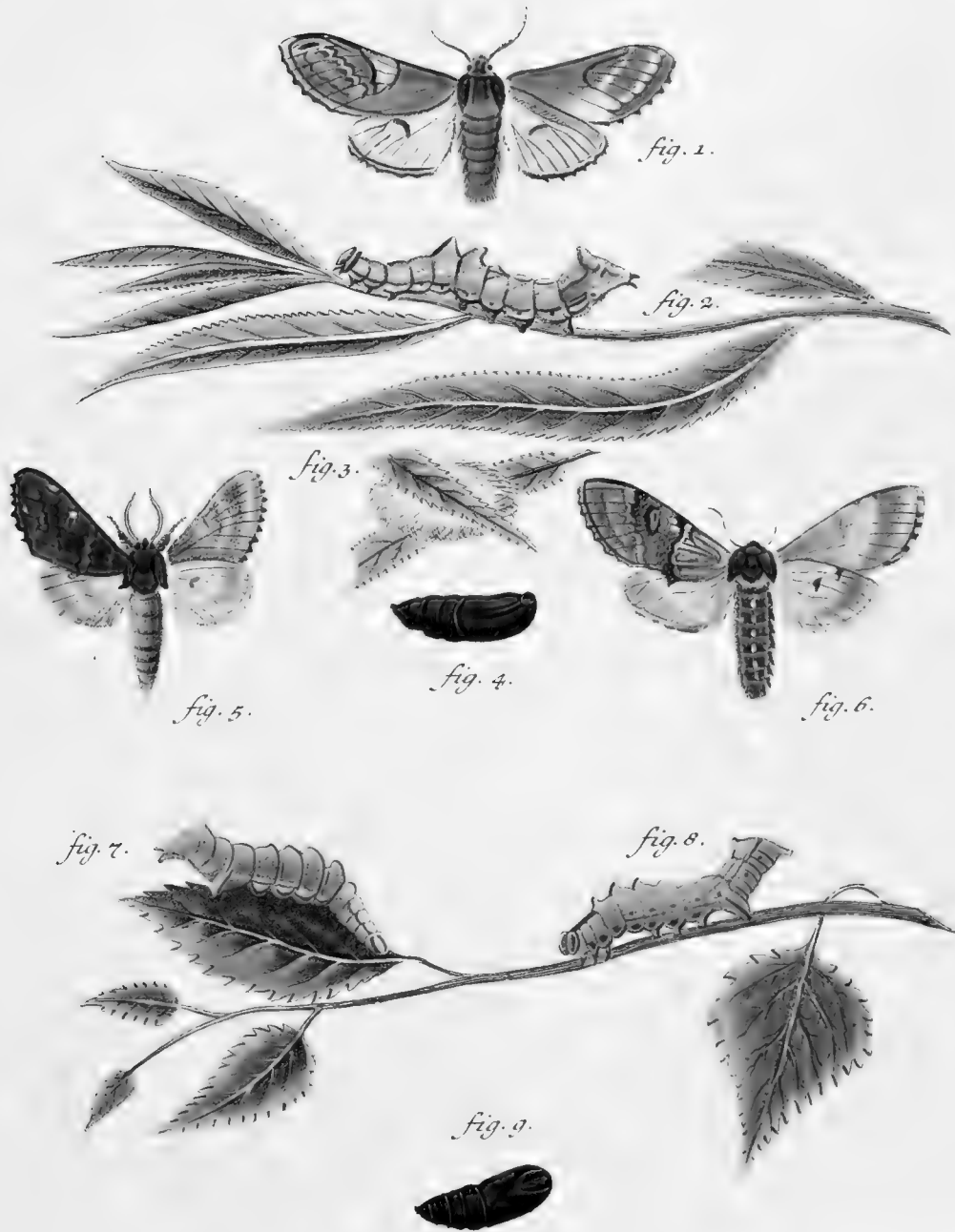
Phalaen: europ:

Bomb. el. al. dep. d. crist. Lin. Sp. 59. Caeruleocephala. fig. 1. larva.

fig. 2. mas. fig. 3. follic. fig. 4. chrysal. fig. 5. Dictaea. mas. fig. 6.

Velitaris.





Phalaen: europ:

Bomb. el. al. depr. dorso. crist. Sp. I. in. 62. Zitzuc. fig. 1. mas. fig. 2. larva: fig. 3. follic. fig. 4. chrysal. fig. 5. mas. fig. 6. foem. Dremedarius. fig. 7. 8. larvae. fig. 9. chrysf.






fig. 1.



fig. 2.



fig. 3.




fig. 4.




fig. 5.

Phalaen: europ:

Bomb. el. al. defl. dorso. crist. fig. 1. Eritophus. mas. fig. 2. foem. fig. 3. Varietas. fig. 4. Oleagina. fig. 5. Segetum.






fig. 1.

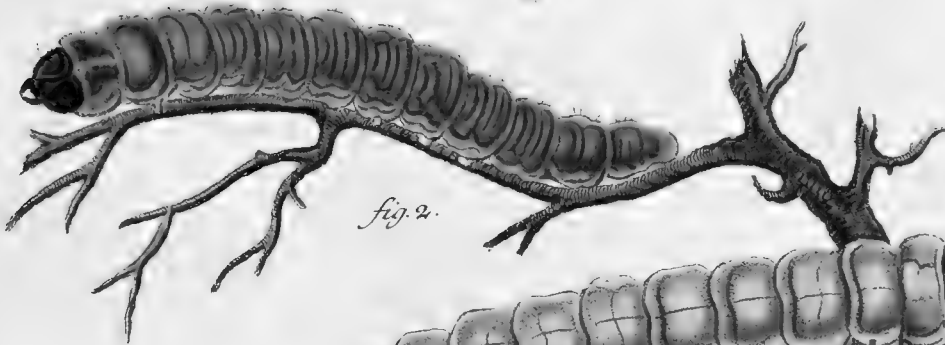


fig. 2.

fig. 3.

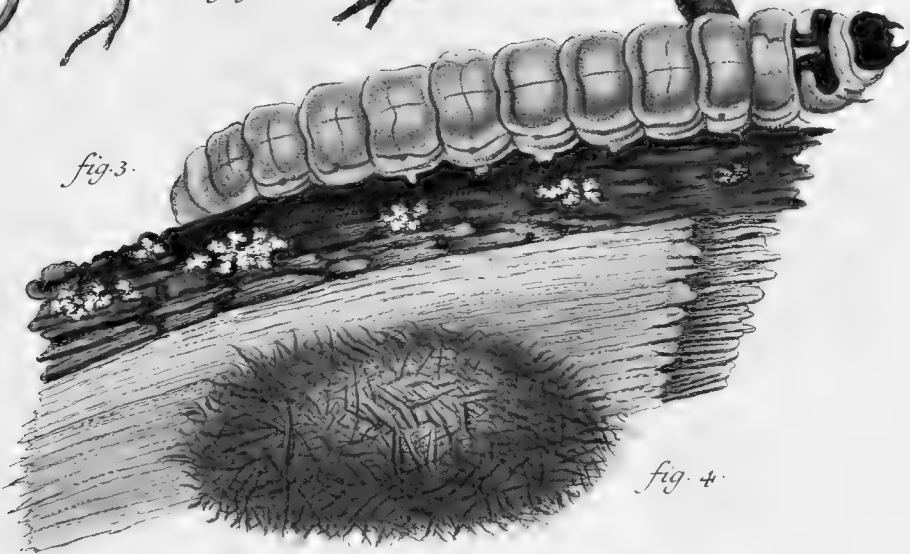


fig. 4.

fig. 5.




fig. 6.



Phalaen: europ:

Bomb. el. ul. depr. dorsò. crist. Lin. Sp. 63. Cosfus. fig. 1. mas. fig. 2. 3. larvae. fig. 4. folliculus. fig. 5. 6. chrysalides.

L. C. Bock.





Phalaen: europ:

Bomb. el. dorso laevi. Aesculi. Lin. Sp. Noct. 83. fig. 1. mas. fig. 2. foem. fig. 3. drysalis. fig. 4. larva. fig. 5. Antennae maris, fig. 6. antennae foeminae, fig. 7. ensis foeminae repraesentationes maiores.



fig. 1.




fig. 2.

fig. 3.



fig. 4.




fig. 5.




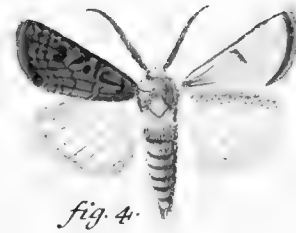



fig. 7.



fig. 6.



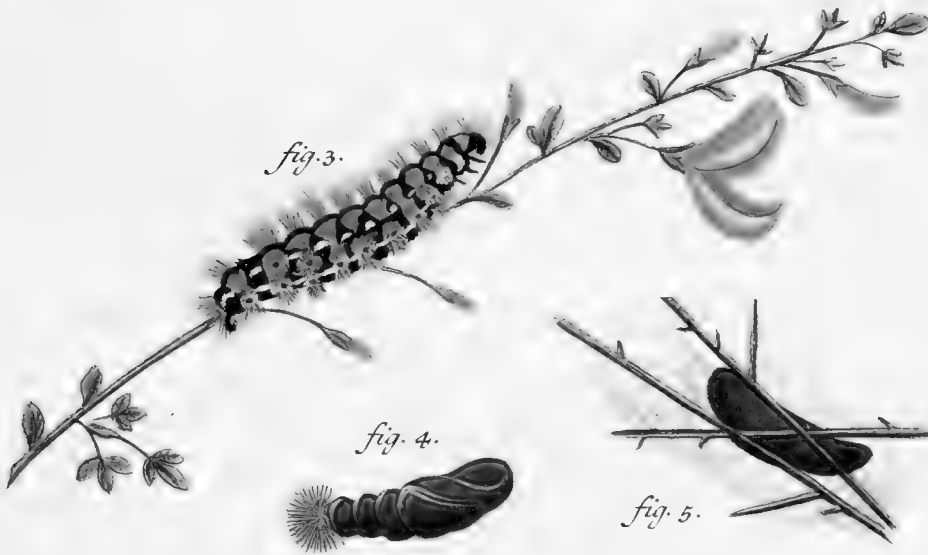

Phalaenar: europ:

Bomb. d. dorf. crist. Lin. Sp. 64. Palpina. fig. 1. mas. fig. 2. fem.
fig. 3. larva. fig. 4. Chrysalis. fig. 5. Clavis. fig. 6. Spinula. mas.
fig. 7. Variet. eiusd. Speeci.



Phalaen: europ:

*Bomb. fig. 1. Exclamationis Lin. Sp. Noct. 155. mas. fig. 2. variet.
fig. 3. caliginosa. fig. 4. fuscosa. fig. 5. melaleuca.*




Phalaen: europ:

Bomb. d. al. depr. dorso. crist. Lin. Sp. 67. Purpurea . fig. 1. mas. fig. 2. foem. fig. 3. larva. fig. 4. chrysalis. fig. 5. folliculus. fig. 6. Bomb. Spiril. dorso. laevi. al. defl. Aulica mas. fig. 7. foenina.



Phalaen: europ:

Bomb. Spiril. dorf. laevi, al. defl. Lin. Sp. 69. Lubricipeda. fig. 1. larva. primae aetatis. fig. 2. adulta. fig. 3. follic. fig. 4. chryf. fig. 5. imago maris. fig. 6. mus. fig. 7. var. foem. Menthastr. fig. 8. larva. fig. 9. follic. fig. 10. chryf.






fig. 1.

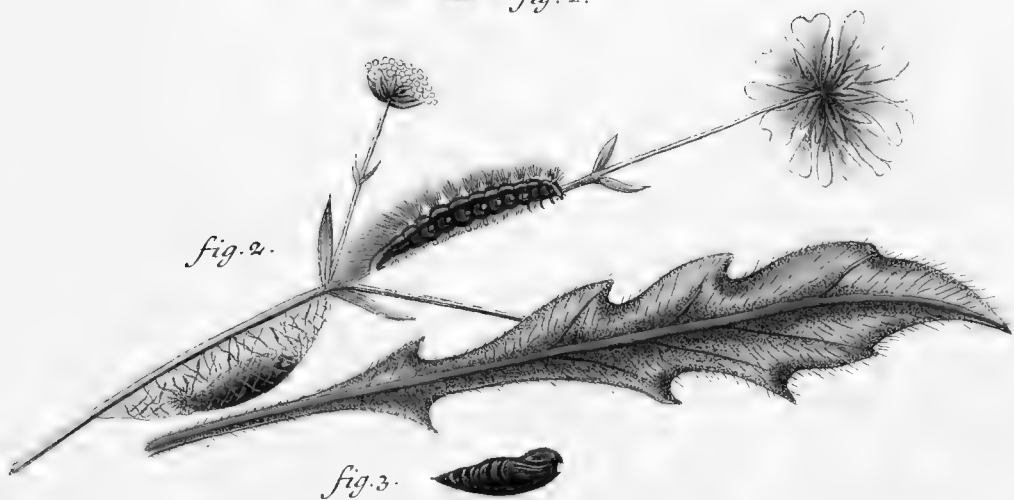


fig. 2.

fig. 3.



fig. 4.




fig. 5.



fig. 6.



fig. 7.

Phalaen: europ:

*Bomb. spiril. dorso. laevi. Lin. Sp. 70. Lotu. fig. 1. mas. — Lin. Sp. 71.
Rusfula. fig. 2. larva. fig. 3. chrysal. fig. 4. imago maris, fig. 5. foeminae.
(Ruffina Lin.) fig. 6. Varietas minor maris. fig. 7. foemina.*





fig. 1.



fig. 2.



fig. 3.




fig. 4.



fig. 5.



fig. 6.




fig. 7.



fig. 8.

Phalaen: europ:

Bomb. Spiril, dors. larvi, al. defl. *Lin. Sp.* 73. *Graminis*. fig. 2. *Tricuspis*.
mas. fig. 3. *foem.* fig. 4. *Luforia*. *Sp. Lin.* 74. fig. 5. *larva*. fig. 6. *Chryf.*
 fig. 7. *mas.* fig. 8. *foem.* *Grammica*. *Lin. Sp.* 75.






fig. 1.



fig. 2.



fig. 3.




fig. 4.

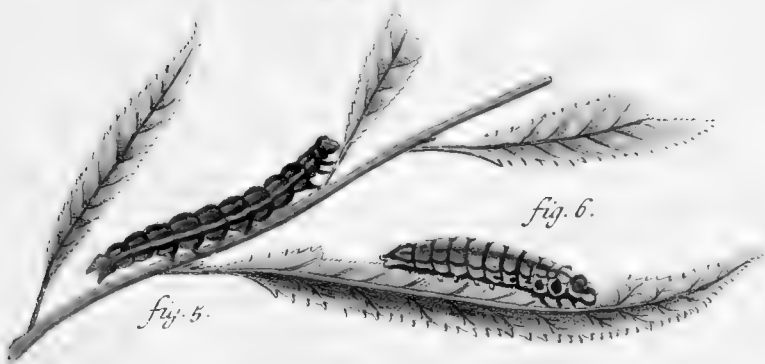


fig. 5.

fig. 6.



fig. 7.

Phalaen: europ:

Bomb. Spiriling. dorf. laevi. al. defl. Lin. Sp. 76. Cribrum. Lin.
 Sp. 77. Spiril. dorf. crist. Celsia. fig. 2. 3. Lin. Sp. 78. Libatrix. fig. 4.
 mas. fig. 5. 6. larvae. fig. 7. chrysal.

L.C. Beckfe.






fig. 1.



fig. 2.



fig. 3.

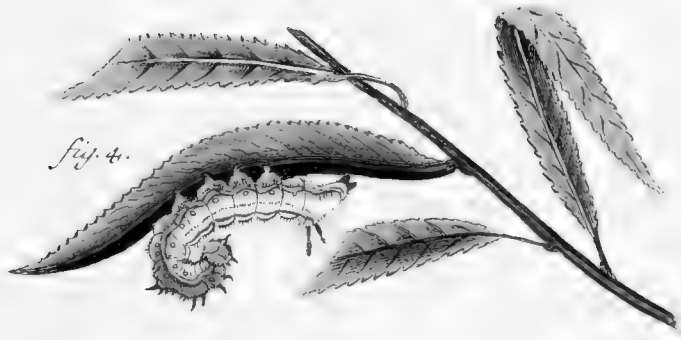


fig. 4.



fig. 5.

Phalaen: europ:

*Bomb. Spiril. dorso crist. Mis. defl. Lin. Sp. 80. Camelina. fig. 1. mas.
fig. 2. foem. fig. 4. larva, fig. 5. chryf. fig. 3. Varietas. (Capucina.
Lin. Sp. 79.)*



fig. 1.



fig. 2.



fig. 3.

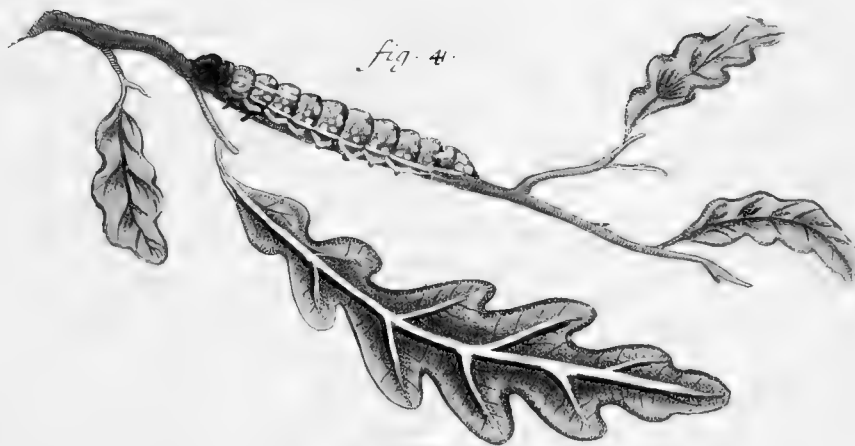


fig. 4.



fig. 5.

Phalaenar. europ.

*Bomb. Spiril. dorso crist. al. defl. fig. 1. Lucilla. Lin. Sp. 81. Oo. fig. 2.
mas. fig. 3. foem. fig. 4. larva. fig. 5. chryf.*



fig. 1.



fig. 2.



fig. 3.



fig. 4.




fig. 5.



fig. 6.

Phalaen. europ.

Bomb. falcatae. fig. 1. foem. fig. 2. *maris* Variet. *Sesquistriataria*. fig. 3. *mas*. fig. 4. foem. fig. 5. larva. fig. 6. chryf. *Iacertula*. Lin. Sp. 204. Germ.






fig. 1.



fig. 2.



fig. 3.



fig. 4.



fig. 5.



fig. 6.

Phalaenar. europ.

Bomb. al. falc. fig. 1. mas. fig. 2. foem. Harpagula. fig. 3. mas. fig. 4. foem. fig. 5. larva. fig. 6. chryf. Falcula.



fig. 1.



fig. 2.



fig. 3.



fig. 4.



fig. 5.




fig. 6.



fig. 7.

Phalaenar. europ.

Bomb. al. falc. fig. 1. mas. fig. 2. foem. fig. 3. Larva. Hamula. fig. 4. mas. fig. 5. foem. fig. 6. Larva. fig. 7. Chryf. Sicula.






fig. 1.



fig. 2.



fig. 3.



fig. 4.





fig. 5.



fig. 6.

Phalaen. europ.

Bomb. Spiril. dorso crist. fig. 1. Decolora. fig. 2. B. Spir. d. laevi.
Opaca. fig. 3. Rubricosa. fig. 4. Variet. fig. 5. Fuscago.
fig. 6. Trigonalis.






fig. 1.




fig. 2.



fig. 4.



fig. 3.




fig. 5.



fig. 6.

Phalaen. europ.

Bomb. Spiril. dorso. crist. fig. 1. mas. fig. 2. foem. Gothica. Lin. Sp. 159. (Noct.) fig. 3. Variet. singularis. — Fig. 4. Vau punctatum. — Fig. 5. mas. fig. 6. foem. pulverulenta.



Phalaen. europ.

Bomb. fig. 1. *foem.* fig. 2. *mas.* fig. 3. *larva.* *Rosea.* fig. 4. *mas.* fig. 5.
foem. fig. 6. *Var.* fig. 7. *larva.* fig. 8. *folliculus.* fig. 9. *chryf. Cucullatella.*





fig. 1.



fig. 2.



fig. 3.

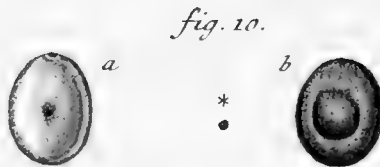
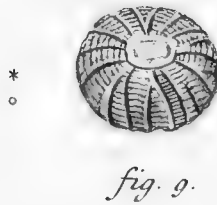
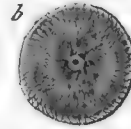

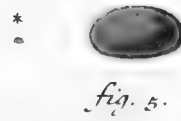
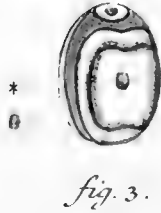
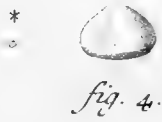

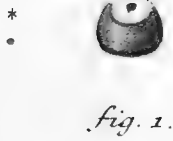


fig. 4.

Phalaen. europ.

Bomb. fig. 1. Flavia. fig. 2. Albida. fig. 3. Ramosa.
fig. 4. Larva Phal. Ermineae.





Phalaen. europ.

Bombycum Ovula. fig. 1. Bucephalae. (Tab. XXII.) fig. 2 A. Cimicis bidentis. fig. 2. Salicis. (Tab. XLI.) fig. 3. Quercifoliae. (Tab. VI.) fig. 4. Lubricipeda. (Tab. LXII.) fig. 5. Vinulae (Tab. XVIII.) fig. 6. Ermineae. a. Superne b. inferne. (Tab. XIX.) fig. 7. Pini. (Tab. XII.) fig. 8. Cossi. (Tab. LXXI.) fig. 9. Coryli. (Tab. L.) fig. 10. Mori. a. Sup. b. inf. (Tab. XXII.)






Fig. 1.




Fig. 2.




Fig. 3.



Fig. 4.





Fig. 5.



Fig. 6.

Phalaen. europ.

Bombyces. Fig. 1. Terebra. Fig. 2. mas. Fig. 3. Aulica Variet. jingularis.
Fig. 4. 5. Larvae. Ph. Dumeti. Fig. 6. Chryf. (Tab XIV)






Fig. 1.




Fig. 2.




Fig. 3.



Fig. 4.



Fig. 5.







Fig. 6.

Phalaen. europ.

Bombyces spirit. Fig. 1. mas. fig. 2. fem. fig. 3. reprae. maior capitis et palporum. *Capucina*. Linn. Sp. 79. Fig. 4. mas. fig. 5. fem. fig. 6. Variet. *Glaucina*.
L.C. Beck sc.





Phalaen. europ.

Bombyces spiril. Fig. 1. *Abietis*, fem. Fig. 2. *Coenobita mas*, (To. III. Tab. XXXVII).
Fig. 3. *mas*, Fig. 4. fem. *Lobulina*. Fig. 5. *Selenitica*.




Fig. 1.




Fig. 2.



Fig. 3.



Fig. 4.




fig. 5.



Fig. 6.

Phalaen. europ.

Bombyces. Fig. 1. Var. *Ph. Purpureae.* (To. III. Tab. LXV). Fig. 2. *Vrticæ mas.*
Fig. 3. *Grammica.* Var. (To. III. Tab. LXVIII). Fig. 4. *mas.* fig. 5. *fem. scorvacea.* Fig. 6.
Spinula.

I. C. Bock sc.



Fig. 1.



Fig. 2.




Fig. 3.



Fig. 5.



Fig. 4.



Fig. 5.

Phalaen. europ.

Bomb. Fig. 1. Pudica. (Tab. XXXIII.) Fig. 2. Dictaea. (Tab. LVIII.) Fig. 3. Dictaeoides. Fig. 4. Flexula Fig. 5. Stricta






Fig. 1.




Fig. 2.



Fig. 3.

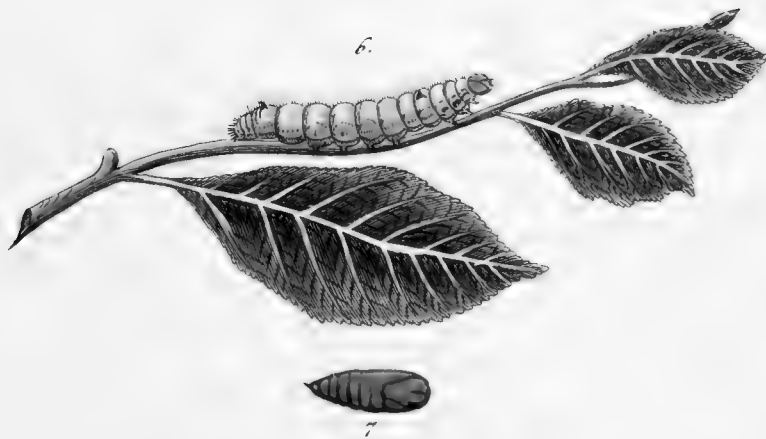
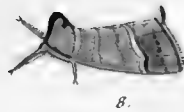



Fig. 4.

Phalaen. europ.


Bombyces. Fig. 1. Molothina. Fig. 2. Nitens. Fig. 3. Neustria quercus.

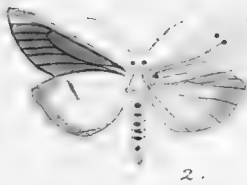
Fig. 4. Afella.



Phalanar. curep.


Bomb. Fig. 1. Moldavica. Fig. 2. Austriaca. Fig. 3. Fragariæ. Fig. 4, mas. fig. 5, foem. Ulula. Fig. 6, larva, fig. 7, chrysal. fig. 8, imago, Anachoretæ (Tab. LI.).





Phalaen. europ.

Bombyces. *Fig. 1.* *Fasciata. mas.* (*Tab. XXXIII*) *Fig. 2. mas* *fig. 3. foem.* *Cri-*
bellum. *Fig. 4.* *Pudica. Foem* (*Tab XXXIII. LXXXIV.*)





1.



2.



3.

4.




5.



6.


Bombyces. *Phalaen. europ.*
Fig. 1. *murina.* Fig. 2. *Selenitica mas* (Tab. LXXXII. Cont 3.) Fig. 3. larva, fig. 4.
Chryf. Ph. populifoliae (Tab. VI. A.) Fig. 5. 6. *Apiformis.*



Phalaen. europ.

Bombyces spiril. Fig. 1. mas, fig. 2. Variet. *Strigula* Fig. 2. *Rubea*. Fig. 4. *Pineti* Fig. 5. *antennarum representatio maior.* Fig. 6. larva. fig. 7. chrysalis. *Bomb. Selquistriataria* (Tab. LXXII)





Phalaen. europ

*Bomb. Fig. 1. 2. larvae. fig. * repraes. maior duorum anulorum, Fig. 3. chrysal. fig. 4. mas. foem. Rufofasciola (Geom. Fasciaria Linn. sp. 216.) Fig. 6. mas. fig. 7. foem. Viridifasc.*






1




2



3



4




5



7




6



8

Phalaen. europ.


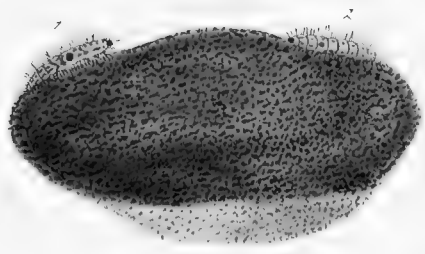
Bombyces. Fig. 1. Carmelita. Fig. 2. Abietis. mas. (Tab. LXXXII.) Fig. 3.
Lunigera. fig. 4. larva. fig. 5. folliculus. fig. 6. Chrysal. (Tab. XXII.)
Fig. 7. Apiformis. fig. 8. eiusd. maior. repraes. (Tab. LXXXVIII.)



Phalaen. europ.

Bombyc. Fig. 1, mas, fig. 2, fem. fig. 3, 4, 5, larva fig. 6, 7, chrysalides. Parasita: Ferr. 6
 mas, fig. 9, larva. fig. 10, folliculus. fig. 11, chryf. Costa. (Tab. XXVII. 756)






3


4



5



6




7



8




9



10

Phalaen. europ

Bomb. Fig. 1. 2. Larve. fig. 3. 4. maiora. repraes. fig. 5. chryf. fig. 6. mai repraes. fig. 7. unasc. maris.
Attac. Mundana. (Tab. VI). Fig. 8. Orbiculoia. Fig. 9. Ulula. Lar. (Tab. 86. cont. 7.)
fig. 10. alae sup. mai. repraes. Fig. 11. Communimacula.



Phalaen . europ.

Bomb. . Fig. 1. mas. fig 2. fem. Castanea . . Fig. 3. Alburnea . . Fig. 4. 5. Larvae. fig 6. folliculus.
fig. 7. Chrysal. Phalaenae . Seleniticae. (Tab. 82. et 88.







