



~~Ma - S~~

32

86  
4

HARVARD UNIVERSITY



LIBRARY

OF THE

Museum of Comparative Zoölogy



MS. COMP. ZOO.

RECORD

RECORD

RECORD







1872, March 6.  
Minot Fund.

818  
48



Capra Ibex Linn.

J. C. Beck. sc.




CCLXXXI  
B



*Capra caucasica* Guldentf.

J. C. Bod. sc.





Aegoceros Ibex.








**Aegoceros Beden Forsk**





1. Capra Jharal.


2. Capra villosa.



— 1880 —



*Aegoceros tubericornis.*

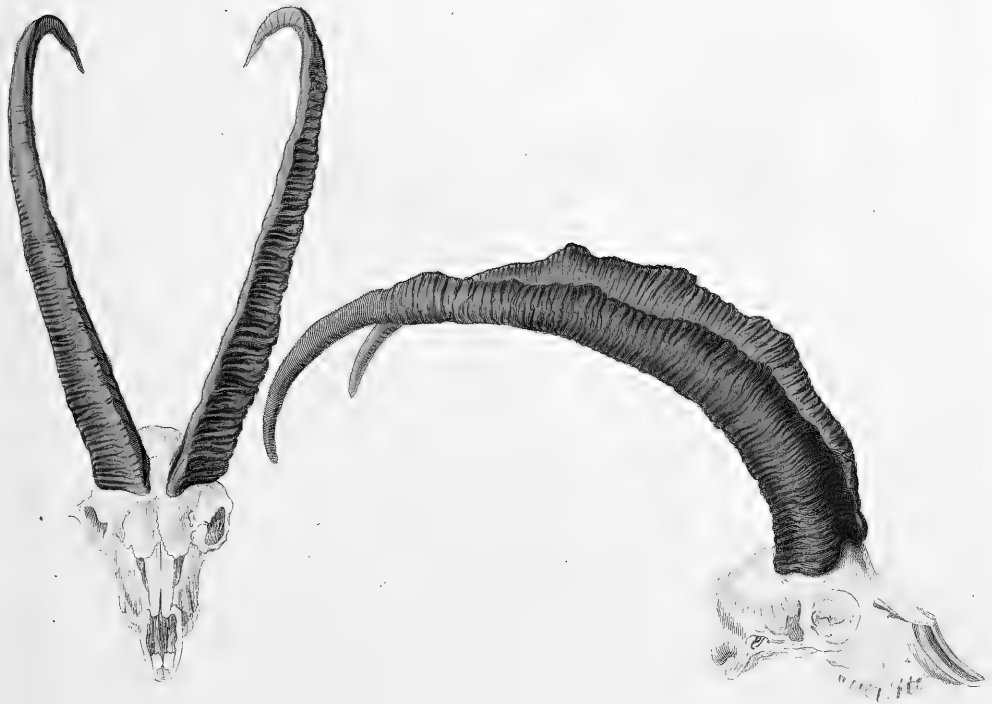




*Aegoceros Walie Rüpp.*







*Capra Aegagrus* Pall.





Capra Hircus Linn.  
*vulgaris.*

*Me del.*

*Volkart. sc.*






Capra Hircus Linn.  
*angorensis.*

*De Sève del.*

*Volkart sc.*





Capra Hircus Linn

*mambrica.*







Capra Hircus Linn.  
*reversa.*






Capra Hircus L.

*reversa.*





Capra Hircus Linn.


*depressa.*






*Aegoceros.*

1. *Capra lanigera.* 2. *Capra angorensis.*







Capra Hircus Linn

*cornis*

*Thle. del.*

*J. G. Beck. sc.*





Capra jubata .





Capra Americana Richards.  
*Capra (?) Columbiana Desmoul.*





Fig. 1. *Capra villosa* (cornua γ. tab. 281 D.) Fig. 2. *Capra Falconeri*.







*Aegoceros Capra.*

Var. *arietina.*





Aegoceros Capra .

*Var. resima .*





Ovis Ammon





Ovis Musimon Pall.







Ovis Tragelaphus.

*Sicut pinx.*


*J. C. Beck.*





Ovis Aries Linn.  
*brachyura islandica.*





Ovis Aries Linn

*leptura*

*Mas: cornutus*

*De Sève del.*

*J. G. Bock sc.*



CCXCI.

A.




Ovis Aries Linn.  
*Strepsiceros. a.*

*De Sève del.*

*J. G. Sturm. sc.*







Ovis Aries Linn.

*leptura.*  
*Femina.*






*Ovis Aries* Linn.  
*Strepsiceros* b.

*DeSeve del.*

*J.G. Sturm sc.*





Ovis Aries Linn.

*Steptopygas Pall.*

*Mic. del.*

*J. C. Rock. sc.*





Ovis Aries Linn.  
*macroceras*








*Ovis Aries* Linn.  
*guineensis.*  
a.






Ovis Aries. Linn.

*quincensis.*  
b.






Ovis Aries Linn.

*quinceus.*

c.





Ovis montana







*Ovis montana* Geoffr.





Bos Urus.L.

*I.C. Beck, sc.*

Handwritten text, possibly a name or address, located in the top left corner.

Handwritten text, possibly a name or address, located in the top right corner.

Handwritten text, possibly a name or address, located in the middle left area.

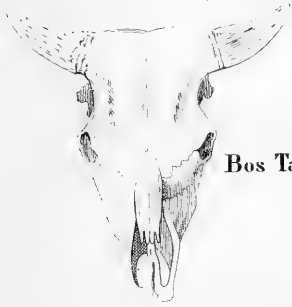
Handwritten text, possibly a name or address, located in the middle right area.

Handwritten text, possibly a name or address, located in the bottom left area.

Handwritten text, possibly a name or address, located in the bottom center area.

Handwritten text, possibly a name or address, located in the bottom right area.

*Fig. 1.*



**Bos Taurus.**

*Fig. 2.*

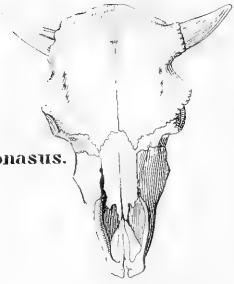


*Fig. 3.*

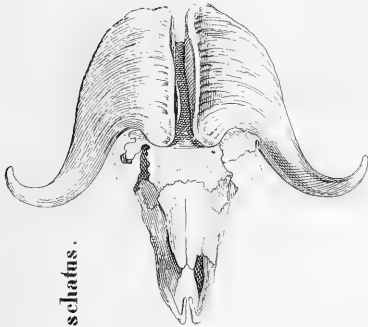


**Bos Bonasus.**

*Fig. 4.*



*Fig. 7.*




**Bos moschatus.**

*Fig. 5.*



**Bos Bubalus.**

*Fig. 6.*



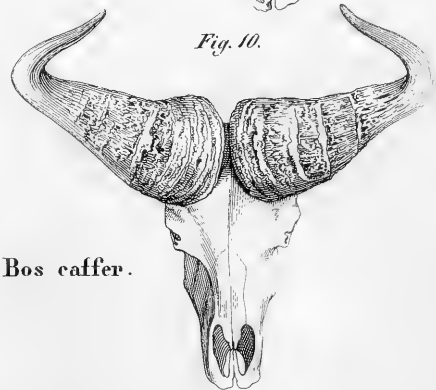
*Fig. 8.*



*Fig. 9.*

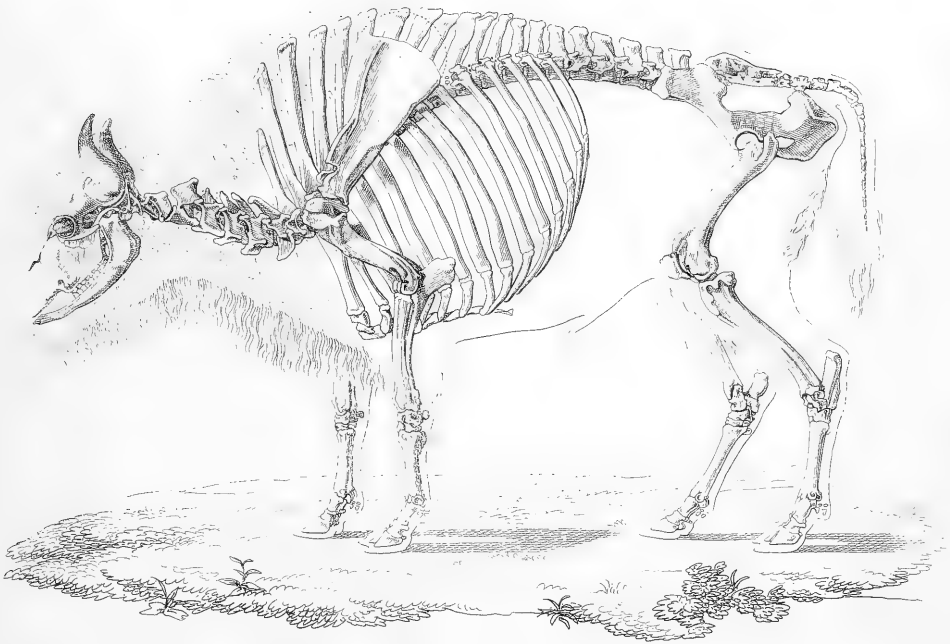


*Fig. 10.*



**Bos caffer.**





**Bos Bonasus** Arist.

*Bos Urus* Schreb.







Bos Bifon. Linn.

*A. Schouman. del.*

*J. C. Bock. fç.*





Bos Taurus Linn

*Thle del.*

*J. C. Beck, sc.*






**Bos Taurus.**

a) *Pedolius.*






**Bos Taurus.**

b) Erisius .







**Bos Taurus.**

c) hypselurus.




三



**Bos Taurus.**


d) alpestris.





*Bos indicus* Linn.





**Bos Taurus.**

e) Zebu.








*Bos grunniens* Linn  
*cornutus*






*Bos grunniens* Linn.





Bos Bubalus Linn.






Bos Bubalus Linn.

*Var. indica. Femina.*

*J. C. Bock sc.*







*Bos caffer* Sparrm.

*Sparrmann del.*

*J. C. Bock sc.*





*Bos moschatus Penn.*

*M. Griffiths del.*

*J. C. Bock. sc.*





Bos moschatus Penn.

*DeSève del.*

*J. C. Bond. sc.*







*Camelus Dromedarius* Linn.

*De Sore del.*

*J. C. Beck sc.*







Camelus Bactrianus Linn.

*De Sève del.*

*J.C. Beck sc.*





Camelus Huanacus Mol.

*Partington del.*

*J. C. Beck sc.*





Camelus Glama Linn.

*De Jéve del.*



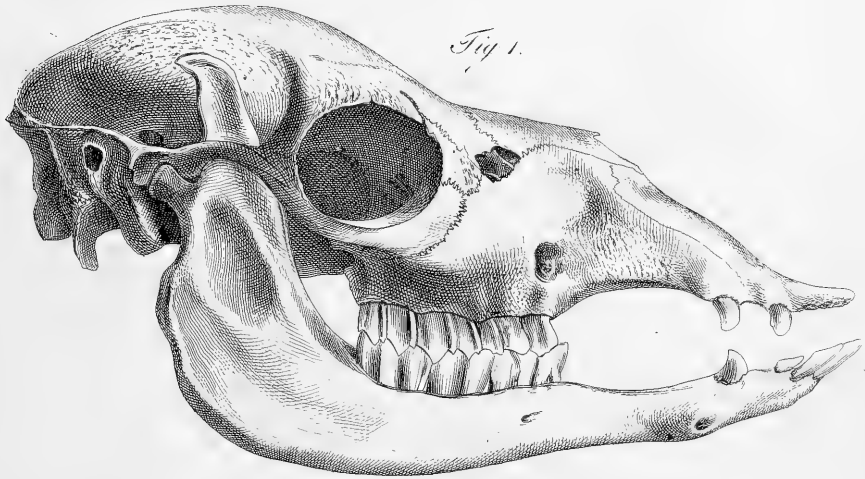
1864

1864

1864

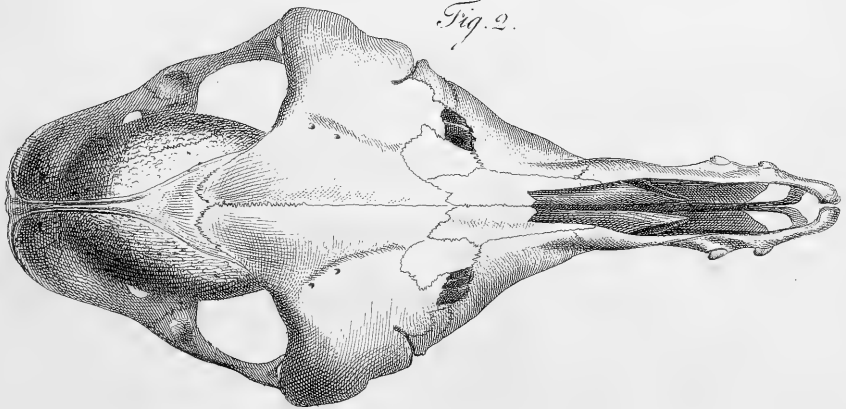
1864

1864



*Fig. 1.*

1  
5



*Fig. 2.*

**Auchenia Lama**







Camelus Vicugna Mol.

*De Savi del.*

*J. C. Bock sc.*






*Auchenia* Guanaco III.

Var. Alpaca.

1875



Galeopithecus volans Pall.



Fig. 1.




Fig. 2.

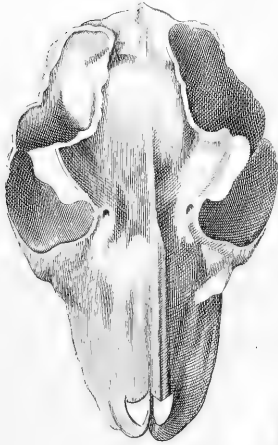


Fig. 4.

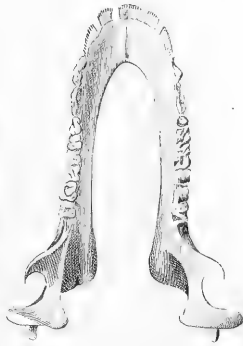


Fig. 3.

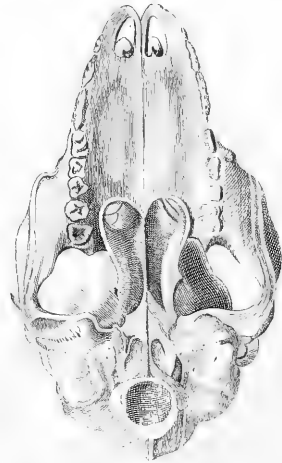


Fig. 5.

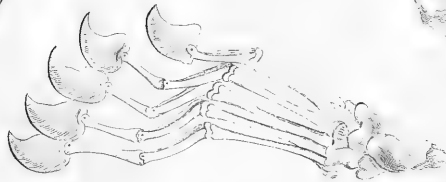


Fig. 6.









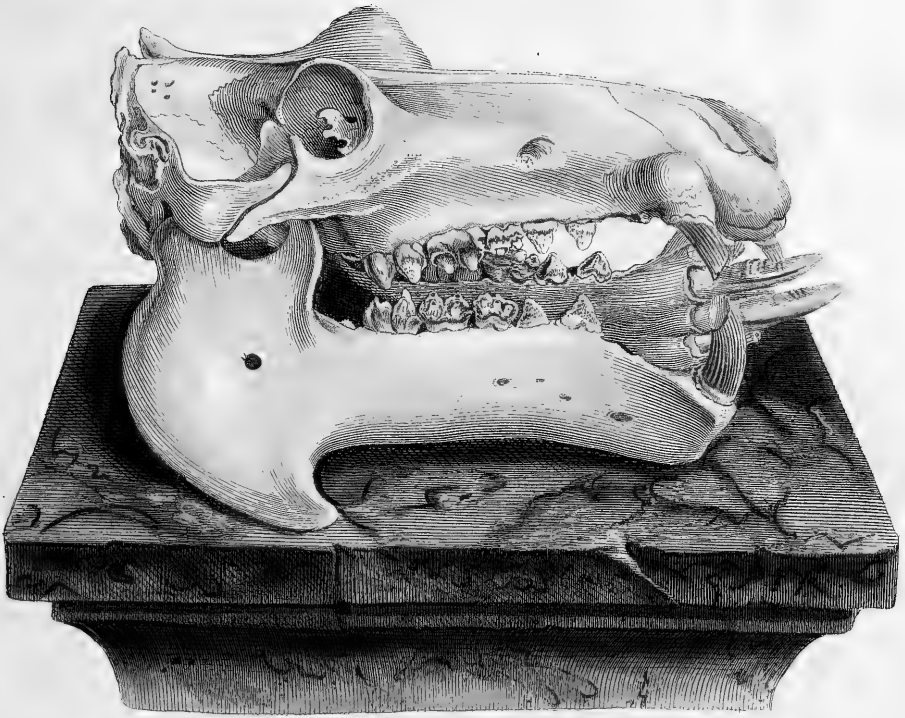
Galeopithecus variegatus Geoffr.





Galeopithecus rufus. Geoffr.






*Shle del.*

*J. C. Beck sc.*





Equus Caballus Linn


*Boriflow del.*

*Scru*

*J. C. Beck sc.*







Equus Caballus Linn.  
*domesticus.*



1174 - Small dog






*Equus Hemionus* Pall.

*J.C. Beck sc.*







*Equus Asinus* Linn.  
*Onager*

*J.C. Beck sc.*






Equus Asinus Onager Pall.







Equus Asinus Linn.  
*domesticus*

*de Sève del.*

*J.C. Beck sc.*





Equus Mulus.

*DeSève del.*

*J.C. Beck sc.*





Equus Hinnus.

*DeSeve del.*

*J.C. Beck sc.*





Equus Zebra Linn.

*DeSève del.*

*J.C. Bock fec.*



Printed and Published by the Government Printer, Singapore.





Equus hybridus ex Asino et Zebra.





Equus Quagga

*De Sève del.*


*J. C. Boett. sc.*





Equus Quagga Gmel.





*Equus festivus* Wagn.

*Equus Burchellii* Fisch.





Fig. 1.

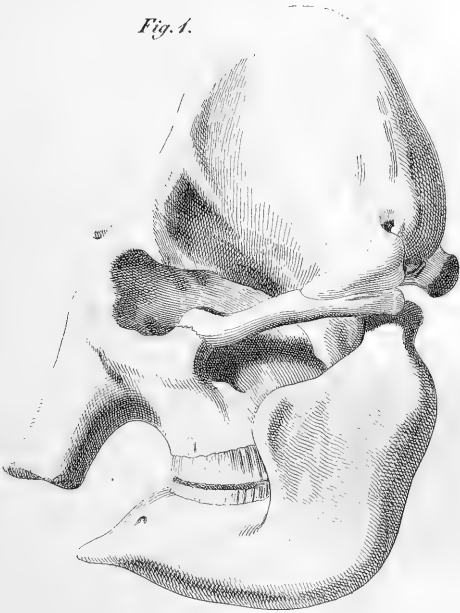


Fig. 3.



Fig. 2.

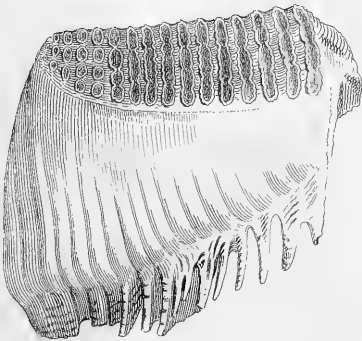


Fig. 4.

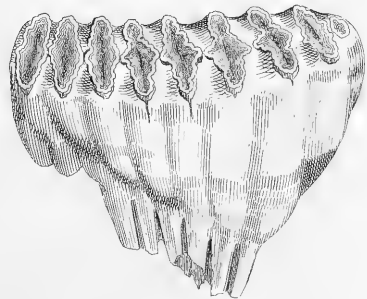




Fig. 1. Elephas Indicus. Fig. 2. Elephas primigenius. Fig. 3 et 4. Elephas Africanus.




Elephant Indian Asia




Elephas Indicus Linn.






Elephas Africanus Blumenb.





Rhinoceros Indicus Cuv.



—————

1






Rhinoceros Javanicus Fr. Cuv.




*Hippopotamus amphibius* Linn.



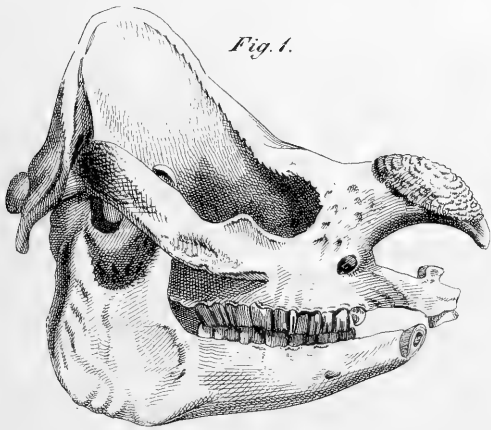
Rhinoceros cucullatus Wagn.



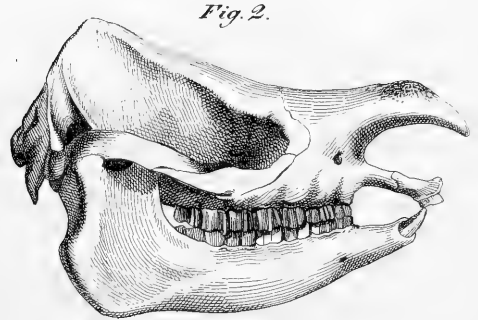


Rhinoceros Sumatranus Raffl.

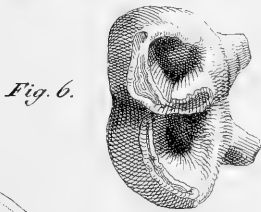




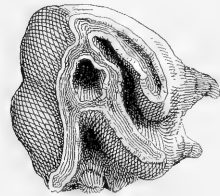
*Fig. 1.*



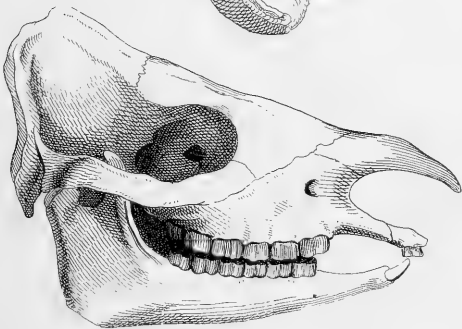
*Fig. 2.*



*Fig. 6.*



*Fig. 5.*



*Fig. 3.*




*Fig. 4.*

*Fig. 1.* Rhinoceros Indicus. *Fig. 2.* Rhinoceros Javanus. *Fig. 3.* Rhinoceros Sumatranus. *Fig. 4.* Rhinoceros Africanus. *Fig. 5 et 6.* Dens molaris sup. et inf.









Rhinoceros africanus Camp.






Rhinoceros simus Burch.





Rhinoceros Keitloa Smith.






Hippopotamus amphibius Linn.

*DeSève del.*

*J. C. Bock sc.*







Tapirus americanus

*De Sève del.*

*J.C. Bock. sc.*



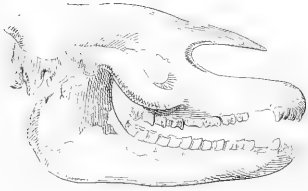


Tapirus indicus Fr. Cuv.

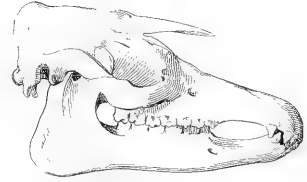


1870






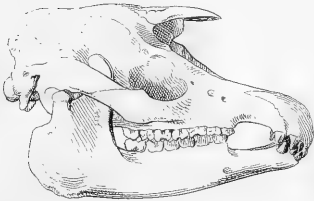
Tapirus villosus.



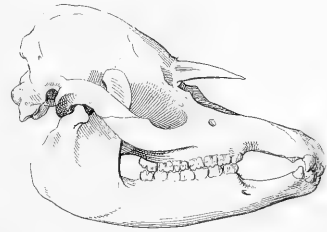
Palaeotherium.



Tapirus villosus Wagn.




Tapirus bicolor.



Tapirus Suillus.






Sus Scrofa Linn.  
*Aper.*

*A. W. Comes a. Mellin pinx.*

*J. C. Boak sc.*







*Sus Scrofa* Linn.  
*domesticus.*

*Chle del*

*J.C. Bock sc.*






Sus Scrofa Linn.  
*fasciatus*

*Fide del.*


*J.C. Beck. sc.*





*Sus Scrofa* Linn .  
*hispidus* .






*Sus Scrofa* Linn.  
*Siamensis* Buff.

*De Sève del.*

*J.C. Bock sc.*








Sus Papuensis Less .

10




and all the rest




*Sus Tajalu* Linn.





*Sus Tajassu* . L .






*Sus labiatus.*








Sus labiatus.  
*Dicotyles albirostris* Illig.






*Sus aethiopicus* Pall.

*Thle del.*

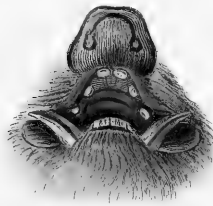
*J. C. Beck sc.*





Sus [Phacochoerus] Aeliani Cretsch.






*Sus africanus*

*Kretsch pina.*

*J.C. Bock sc.*








*Sus larvatus* Fr. Cuv.



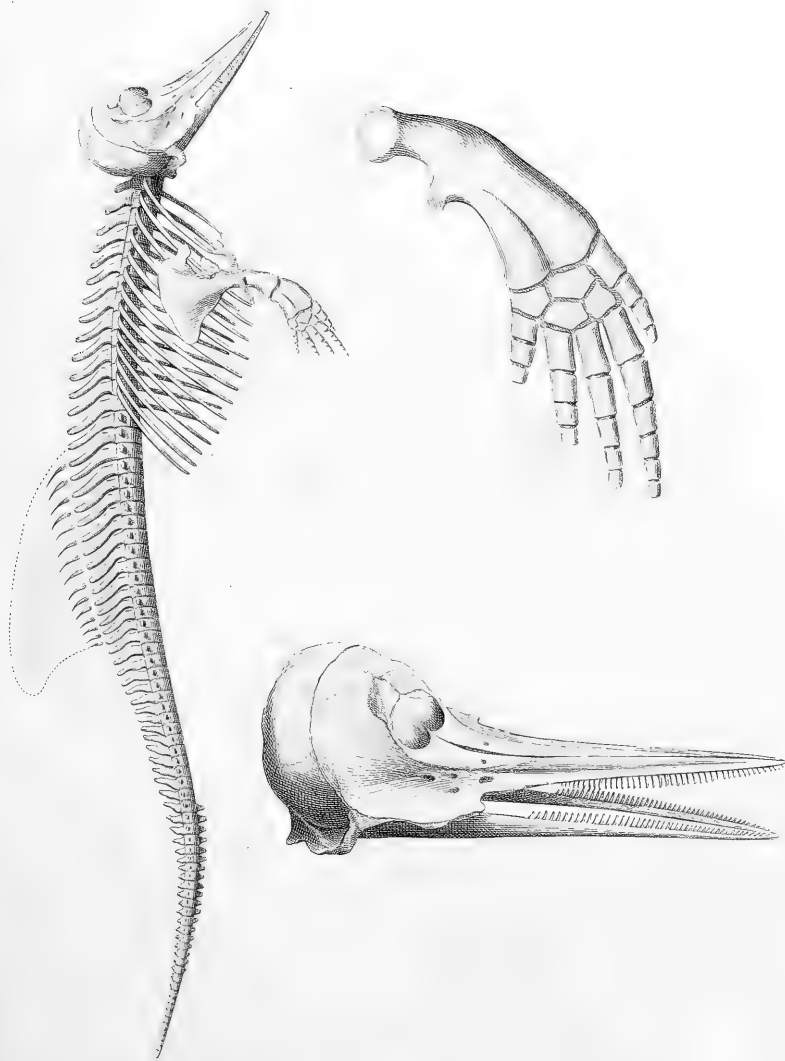


*Sus Babiruffa* Linn.

*De Sève del.*

*J. C. Bock sc.*










Monodon Monoceros Linn.

*This det.*

*Bock. 6.*








*Balaena longimana* Rudolphi.



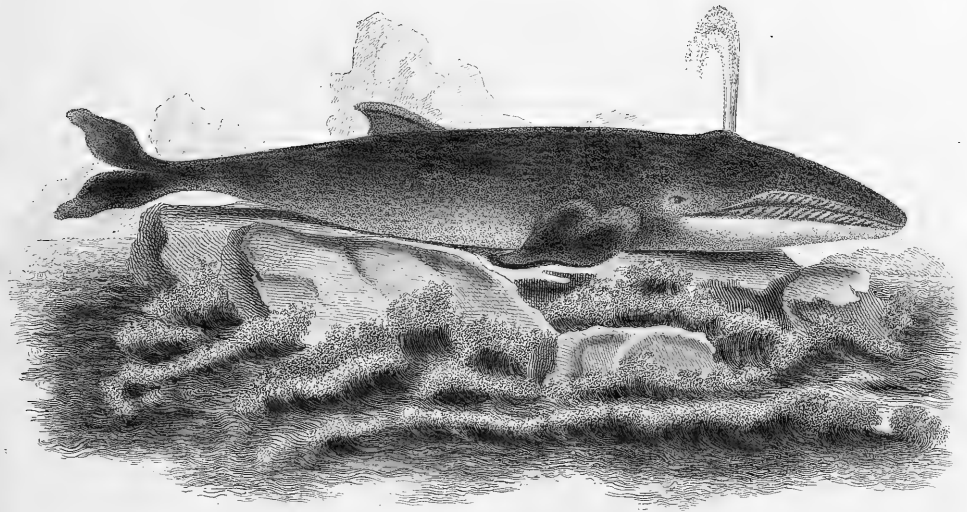


*Balæna Mylticetus* Linn.

*Jhle del.*

*J. C. Beck sc.*






Balæna Phyfalus Linn.

*Tile del.*

*J.C. Beck sc.*





Balæna Boops Linn.

*Jhle del.*

*Bock sc.*








Balæna Musculus Linn.

*Ihle del.*

*J.C. Bock sc.*



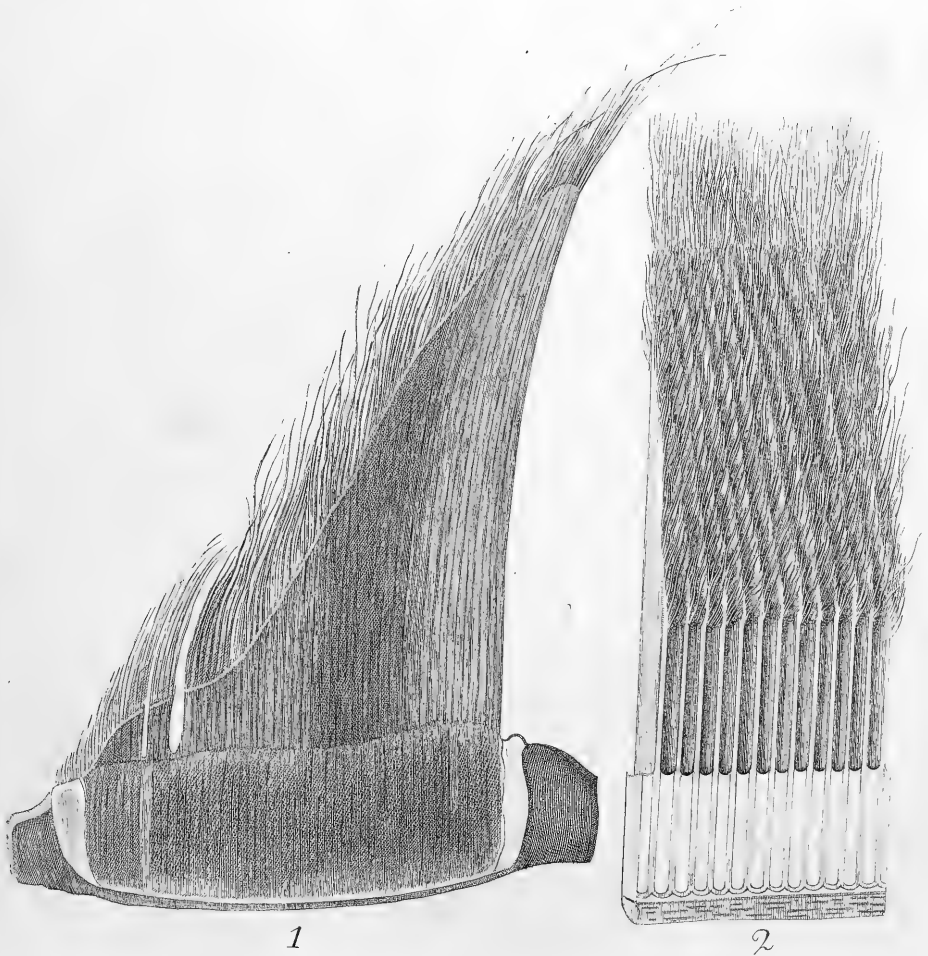


*Balæna rostrata* Fabric.


*Jhle del.*

*Bock sc.*










*Physeter macrocephalus* Linn.


*Mas.*

*Fle del*

*Beck*








*Physeter macrocephalus* Linn.

*Femina.*

*Ihle del.*

*Bock sc.*




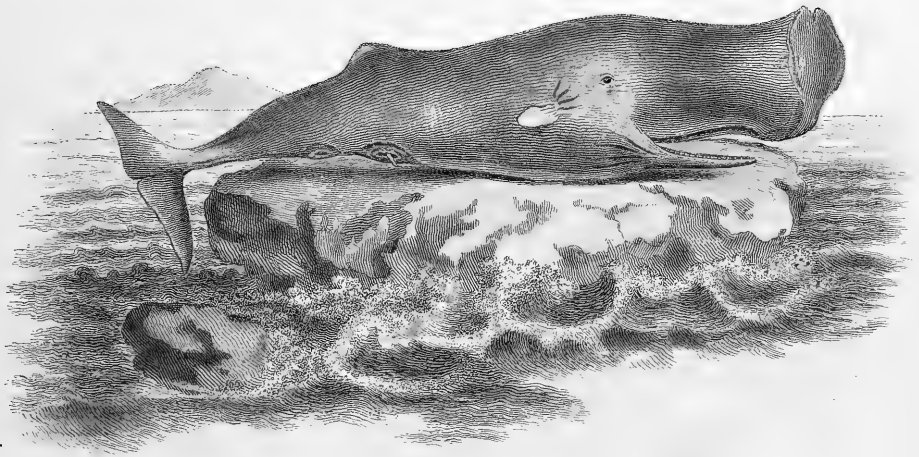


Physeter gibbosus.

*File del.*

*Book 2.*







*Physeter gibbosus.*

*J. He del.*

*Bock sc.*






*Physeter microps* Linn.

*T. E. Ihle del.*

*J. Nussbiel sculp.*







Delphinus Orca.

*Nota del*

*Boek fe.*





*Delphinus ventricofus.*

*Shle del.*

*Boek fe.*






Delphinus Phocæna Linn.

*Fhle del.*

*Bock fe.*







Delphinus Delphis Linn.

*Fhle del*

*Böck fc.*








Delphinus Turfio.

*Jhle del.*


*J. B. Beck sc*






1. *Delphinus griseus*. 2. *D. globiceps*. 3. *D. globiceps* fœm. 4. *D. Aries* ?






Delphinus bidens



U.S. DEPARTMENT OF AGRICULTURE  
BUREAU OF PLANT INDUSTRY



Delphinus ? edentulus.

*Fide del*

*Bock sc.*





Fig. 2 .


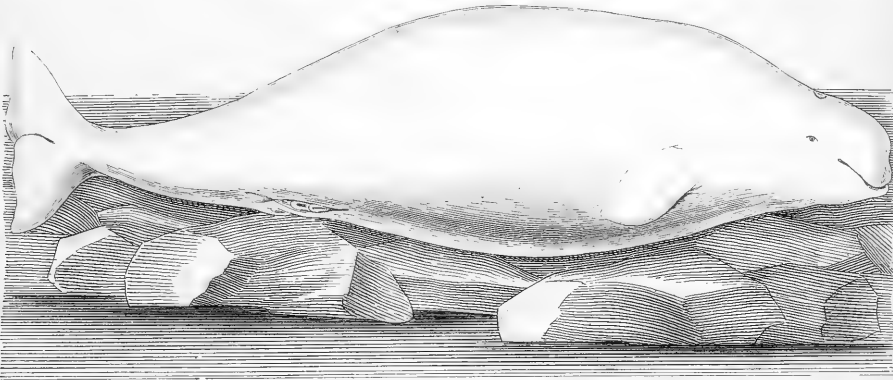


Fig. 1 .



Fig. 1. *Delphinus edentulus*. Fig. 2. *D. micropterus* .







*Delphinus leucas* Pall.





*Delphinapterus Peronii* Less.





*Delphinus hastatus* .





Fig. 2.




Fig. 1.


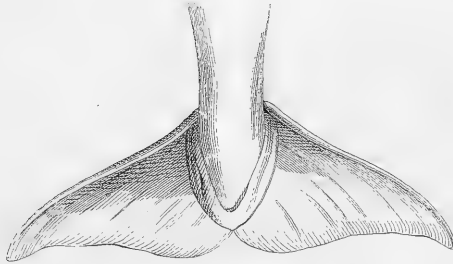


Fig. 1. *Delphinus carbonarius*. Fig. 2. *D. melas* Schleg.





*Delphinus obscurus* Gray .



Fig. 2.




Fig. 1.






Fig. 1. *Delphinus Fitz Royi*. Fig. 2. *D. albigena*.





*Delphinus cruciger* Quoy et Gaim.





Fig. 3.




Fig. 2.

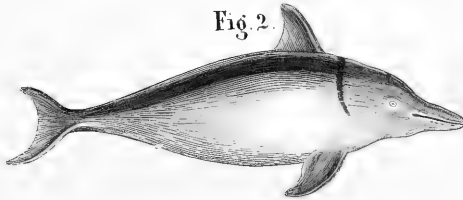


Fig. 1.






Fig. 1. *Delphinus superciliosus*. Fig. 2. *D. lunatus*. Fig. 3. *D. bivittatus*.



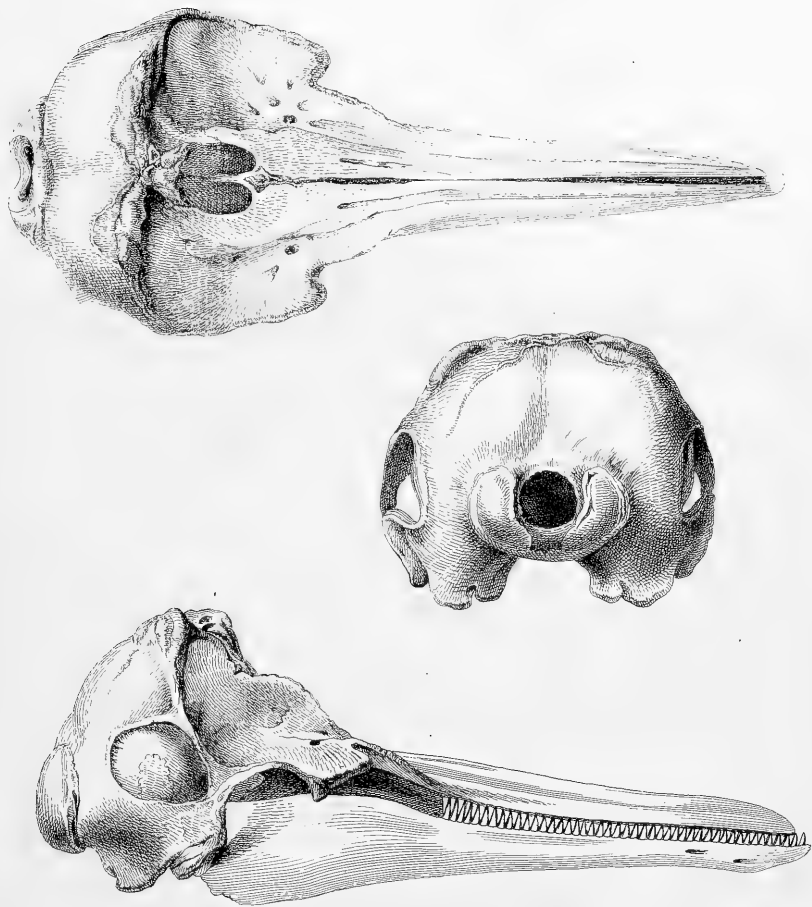


*Delphinus Novae Zeelandiae* Quoy et Gaim.




FIG. 1. *Shark* (Dorsal and Lateral Views)

1. *Shark* (Dorsal View) 2. *Shark* (Lateral View)



*Delphinus pseudodelphis* Wiegmann.





*Delphinus Chamissonis* Wiegm .





Fig. 1.



Fig. 2.




Fig. 1. *Delphinus roseiventris*. Fig. 2. *D. planiceps*.



Fig. 1.



Fig. 2.






Fig. 1. *Delphinus fulvifasciatus*. Fig. 2. *D. brevimanus*.





*Delphinus loriger* Wiegmann.  
*Delphinus dubius* Cuv. ?

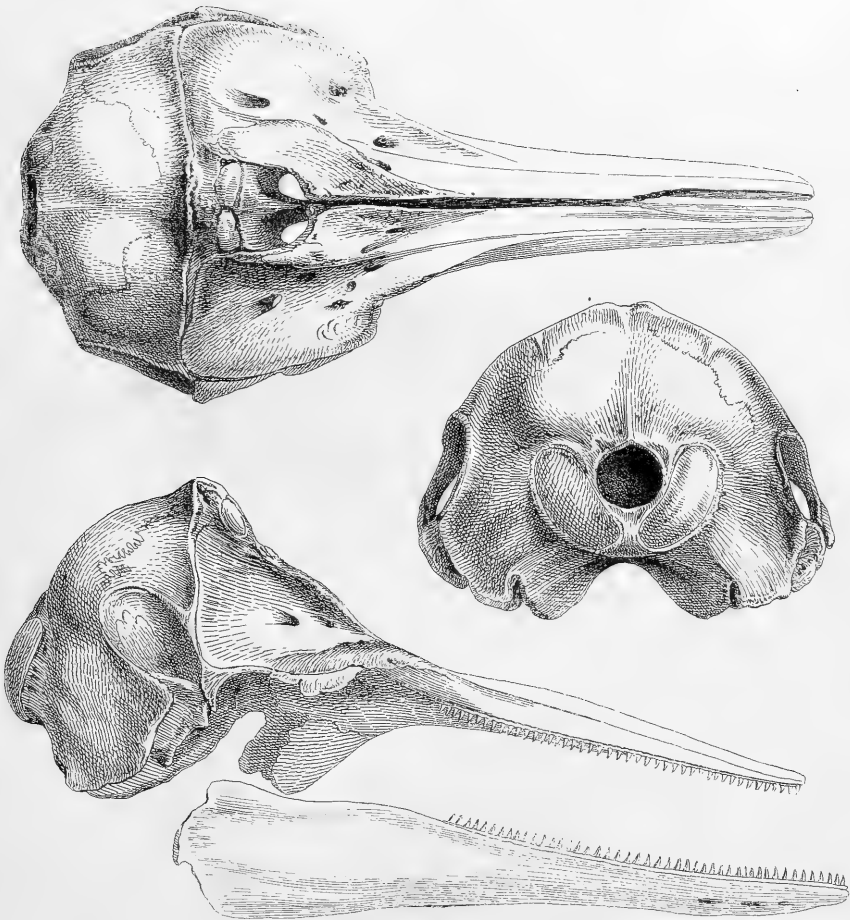




*Delphinus coeruleo-albus* Meyen.









*Delphinus coeruleo-albus* Meyen .



CCCLXV.



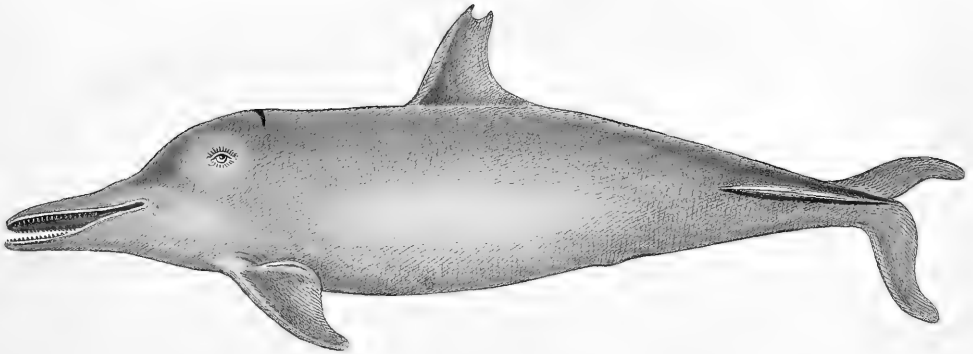
CCCLXVI.



CCCLXV. *Delphinus albirostris* Gray.

CCCLXVI. *Balaena mysticetus*.





*Delphinus malayanus* Less .



Fig. 1.



Fig. 2.

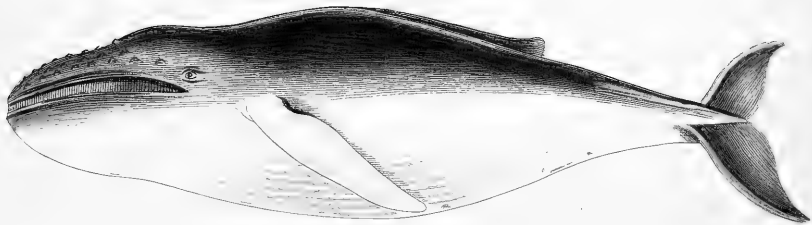




Fig. 1. *Delphinus breviceps*. Fig. 2. *Balaenoptera nodosa*.









*Delphinus hamatus* Hempr. et Ehrenb.



CCCLXX.




CCCLXXI.



CCCLXX. *Delphinus Philippii* A. Coc.

CCCLXXI. *Balaena australis* (Schleg. faun. japon.)





*Jnia boliviensis* d'Orb .



Fig. 1.

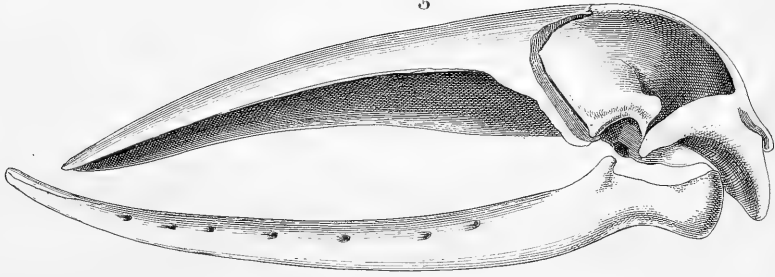
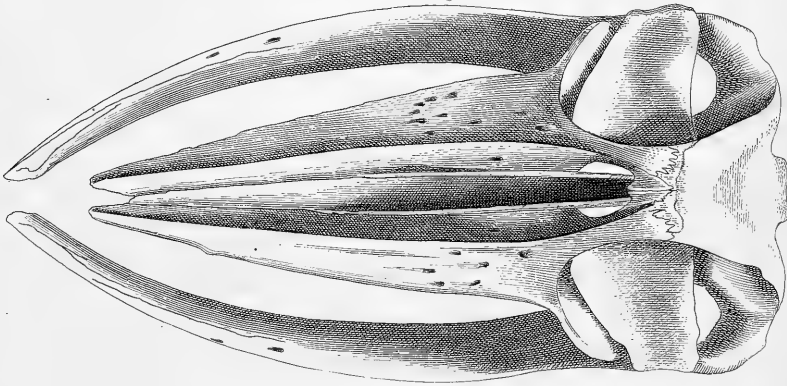


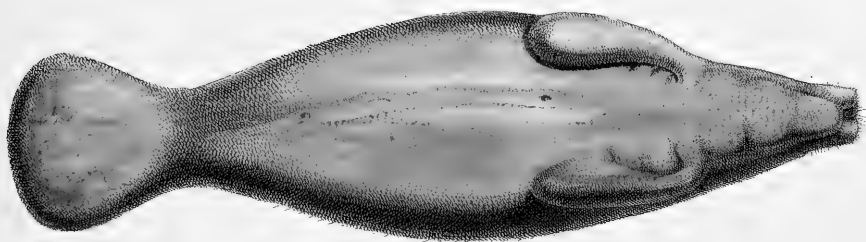

Fig. 2.



Balaena Musculus Linn .

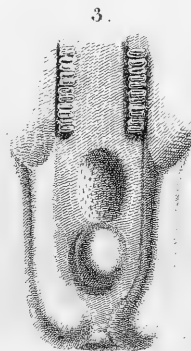
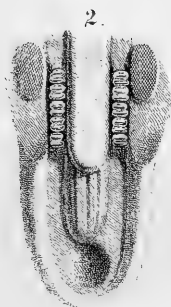







*Manatus australis* Tiles .

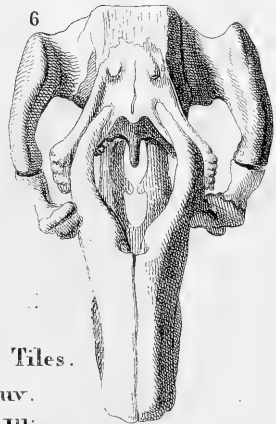
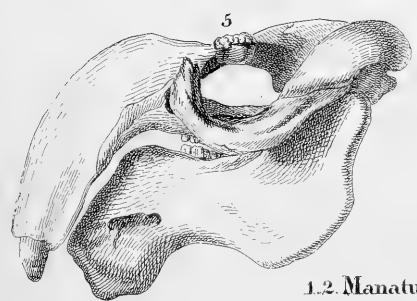
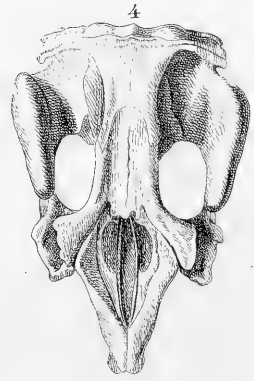
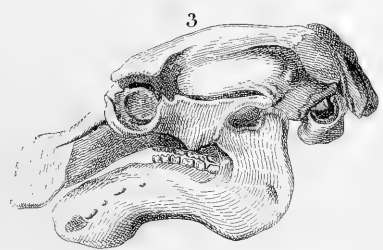
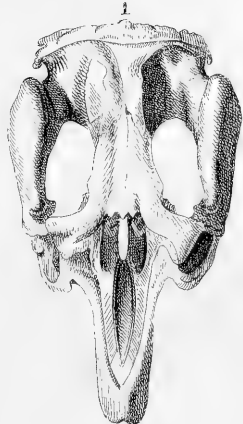




1. *Manatus latirostris* Harl. ?  
 2-4. *Manatus fluviatilis* Jllig.  
 Ober und Unterkiefer und Schmauze.

Handwritten text, possibly a title or header, including a circular emblem on the right side.

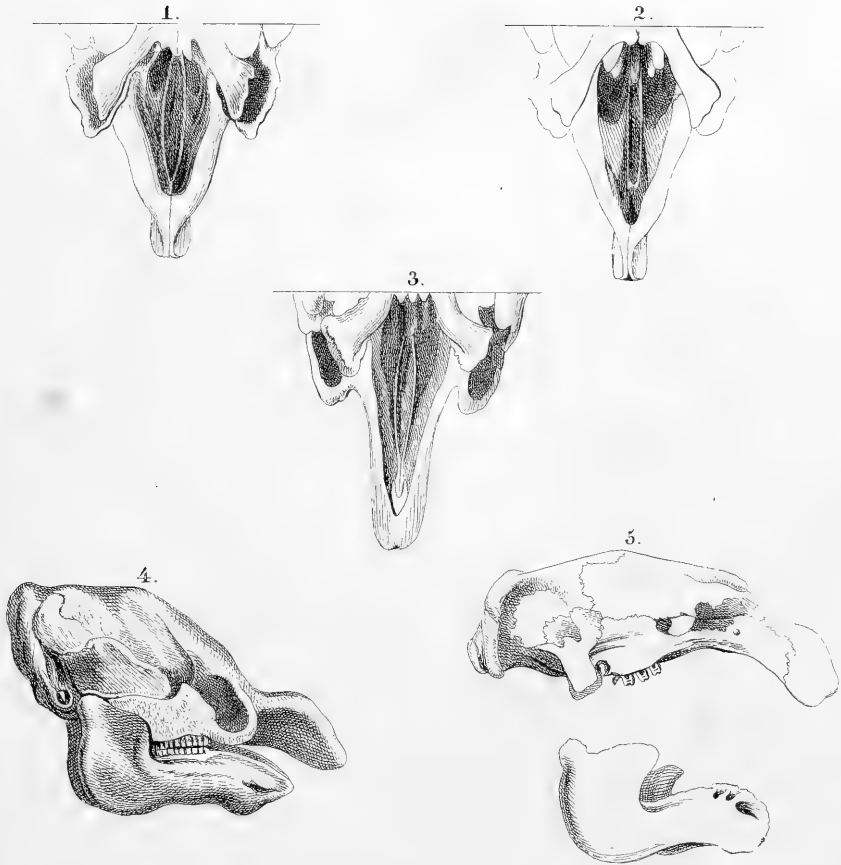
Main body of handwritten text, appearing to be a list or series of entries, possibly containing names and dates.



1.2 *Manatus australis* Tiles.  
3.4. *M. senegalensis* Cuv.  
5.6. *Halicore Dugong* Jllig.



Handwritten text at the bottom of the page, including a signature and possibly a date or reference number.




1. *Manatus senegalensis* Cuv. Vordere Schädelansicht.  
 2. *M. latirostris* Harl. 3. *M. australis* Tiles.  
 4. *M. americanus* Home. Schädel.  
 5. Schädelfragment von *M. latirostris* Harl.



Faint, illegible text or markings, possibly bleed-through from the reverse side of the page.

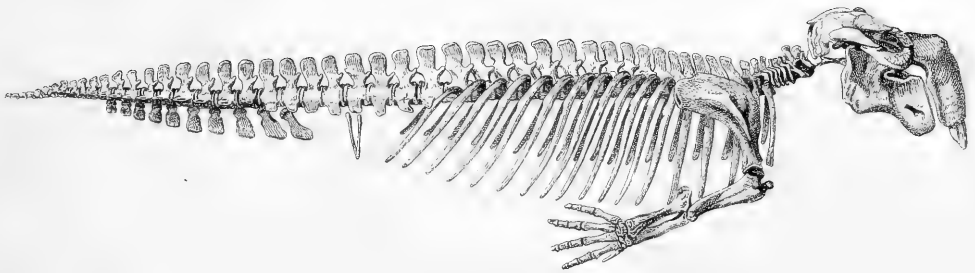
Faint, illegible text or markings, possibly bleed-through from the reverse side of the page.





*Halicore Dugong* Jllig.





Halicore Dugong Jlig .





*Rhytina Stelleri* Jllig .



*Phaseolus vulgaris*



Rhytinac Stelleri dentes .









Date Due

329-377

3672

21

51

5

46

Schreber, J.C.D.  
plates 281-385  
Hollis # 5381299

ERNST MAYR LIBRARY



3 2044 114 231 228

