

MBL/WHOI



0 0301 0053077 0

DISCOVERY REPORTS

VOLUME XXIV

DISCOVERY REPORTS

8095-147
Q 115
D6
Spec. C

Issued by the Discovery Committee
Colonial Office, London
on behalf of the Government of the Dependencies
of the Falkland Islands

VOLUME XXIV



CAMBRIDGE
AT THE UNIVERSITY PRESS

1947

*Printed in Great Britain at the University Press, Cambridge
(Brooke Crutchley, University Printer)
and published by the Cambridge University Press
(Cambridge, and Bentley House, London)
Agents for U.S.A., Canada, and India: Macmillan*



CONTENTS

STATION LIST, 1935-1937 (published 5th January, 1945)

INTRODUCTION	page 3
R.R.S. 'DISCOVERY II', STATIONS 1590-2072	6
SUMMARIZED LIST OF STATIONS	196
PLATES I-III	<i>following page 196</i>

STATION LIST, 1937-1939 (published 9th May, 1947)

INTRODUCTION	page 198
R.R.S. 'DISCOVERY II', STATIONS 2073-2652	202
SUMMARIZED LIST OF STATIONS	422
PLATES IV-VI	<i>following page 422</i>



DISCOVERY INVESTIGATIONS STATION LIST

1935-1937

CONTENTS

INTRODUCTION	page 3
R.R.S. 'DISCOVERY II', STATIONS 1590-2072	6
SUMMARIZED LIST OF STATIONS	196
PLATES I-III	following page 196



DISCOVERY INVESTIGATIONS STATION LIST

1935-1937

Plates (I-III)

INTRODUCTION

THIS list is a continuation of the Station Lists already published in *Discovery Reports*, vols. I, III, IV, XXI and XXII, and it gives particulars of observations made by the R.R.S. 'Discovery II' from October 1935 to May 1937. Its arrangement follows that of the Station Lists published in vols. XXI and XXII.

Nutrient salt contents are expressed in milligramme atoms of the particular element per cubic metre of sea water. For pH estimation McClendon's Standards were used; a correction was made for the fading of the tubes as described in vol. XXI, and the values represent the pH *in situ* corrected for temperature and salt error but not for pressure. In the estimation of phosphate 2 c.c. of ammonium molybdate were used with a trace of copper and the resulting figures corrected for salt error by multiplying by a factor of 1.35. Silica was measured by the method of Atkins and Cooper and no correction applied for salt error.

Depths measured by unprotected thermometers are recorded in the column headed 'Depth by thermometer'; those recorded in the column headed 'Depth (metres)' were determined from the amount of wire paid out and from the most probable slope of the wire found by interpolation between the thermometric measurements; the small index figure placed above the figure for depth shows from which hoist of water sample bottles the sample was obtained.

Time is expressed in the 24-hour system ending with midnight (0000). The difference of the ship's time from Greenwich mean time (GMT) is noted in the 'Remarks' column, this difference holding good until another entry is made. Times in heavy type refer to biological observations made between sunset and sunrise.

The following symbols are used for nets, apparatus, etc.:

B	Oblique.
BNR	Russell's bottom tow-net. A 100 cm. net on a frame attached to skids which raise it clear of the bottom.
DC	Conical dredge. Mouth 16 in. diameter (40.5 cm.) with a canvas bag.
DGP	Pressure depth gauge: a modification of the Budenberg pattern.
DLH	Large dredge. Heavy pattern, 4 ft. long (1.2 m.).
DRR	Rectangular dredge bag bent on to a Russell frame with skids to raise it clear of deep mud on the sea floor in the neighbourhood of the Ross Ice-Barrier.
DRS	Small rectangular dredge.
H	Horizontal.
KT	Kelvin tube.
NHP	A modification of Harvey's phytoplankton net. A metal funnel (aperture 30.5 cm.) leads to a recording mechanism and thence to a sleeve-shaped silk net of 200 meshes to the linear inch, terminating in a conical bucket. The apparatus is hauled vertically at approximately 10 m. a minute, and the mechanism records the volume of water filtered.
N 4-T } N 7-T }	Nets with mesh of 4 or 7 mm. (0.16 or 0.28 in.) attached to back of trawl.
N 50	50 cm. tow-net. Mouth circular, 50 cm. diameter (19.5 in.): 200 meshes to the linear inch.

INTRODUCTION

- N 70 70 cm. tow-net. Mouth circular, 70 cm. diameter (27·5 in.): mesh graded, at cod-end 74 to the linear inch.
- N 100 1 m. tow-net. Mouth circular, 1 m. diameter (3·3 ft.): mesh graded, at cod-end of stramin with 10–12 meshes to the linear inch.
- N 450 4½ m. tow-net. Mouth circular, 4½ m. diameter (14·8 ft.): mesh graded, cod-end of 7 mm. (0·28 in.) netting lined for part of its length with 4 mm. (0·16 in.) netting.
- OTL Large otter trawl. Head rope 40 ft. long (12·2 m.): mesh at cod-end 1½ in. (3·2 cm.).
- RM Mussel rake.
- Sh. Coll. Shore collecting.
- STN Sounding rod. Nansen-Ekman type.
- TYF Young-fish trawl. A bag of stramin, with 10–12 meshes to the linear inch, attached to a circular frame 2 m. diameter (6·6 ft.).
- TYF 70 B Young fish trawl. With 3 or 4 ft. of No. 70 silk sewn round inside immediately above the bucket.
- V Vertical.

To the symbols for tow-nets (N 450, N 100, N 70, N 50, TYF and TYF 70) B, H or V is always added to indicate whether the haul was made obliquely, horizontally or vertically. For determining the depths of horizontal and oblique nets, Kelvin tubes or depth gauges were employed. Their use is indicated by symbols in the 'Remarks' column, and where no such symbol appears it is to be understood that the depth was estimated. When the depth of termination of an oblique haul is written '(—o)' it must be understood that the net failed to close at some intended intermediate depth and fished all the way to the surface. The last part of the haul from the intended depth of closing to the surface would usually occupy a small fraction of the total time of fishing. Further details of the methods of fishing large nets are given by Marr (1938).

For symbols used to denote meteorological observations, see Station List, 1931–33 (*Discovery Reports*, vol. XXI, p. 3).

Soundings taken by the echo-sounding apparatus are marked with an asterisk.

At the end of the lists (p. 196) will be found a summary of the stations made by the R.R.S. 'Discovery II' from October 1935 to May 1937, with references to the charts on which the station positions are marked.

REFERENCES

- ATKINS, W. R. G., 1923. *The silica content of some natural waters and of culture media.* Journ. Mar. Biol. Ass. U.K., XIII, pp. 151–9.
- COOPER, L. H. N., 1933. *Chemical constituents of biological importance in the English Channel, November 1930 to January 1932.* Part I. *Phosphate, silicate, nitrate, nitrite, ammonia.* Journ. Mar. Biol. Ass. U.K., XVIII, pp. 677–728. Part II. *Hydrogen-ion concentration, excess base, carbon dioxide and oxygen.* Journ. Mar. Biol. Ass. U.K., XVIII, pp. 729–54. Part III, June–December 1932. *Phosphate, silicate, nitrite, hydrogen-ion concentration, with a comparison with wind records.* Journ. Mar. Biol. Ass. U.K., XIX, pp. 55–62.
- 1938. *Salt error in determinations of phosphate in sea water.* Journ. Mar. Biol. Ass. U.K., XXIII, pp. 171–78.
- HARVEY, H. W., 1934. *Measurement of phytoplankton population.* Journ. Mar. Biol. Assoc., N.S., XIX, pp. 761–73.
- MARR, J. W. S., M.A., B.Sc., 1938. *On the operation of large plankton nets.* Discovery Reports, Vol. XVIII, pp. 105–20.
- MCCLENDON, J. F., 1917. *The standardization of a new colorimetric method for the determination of the hydrogen-ion concentration, CO₂ tension, and CO₂ and O₂ content of sea water, etc.* Journ. Biol. Chem., XXX, pp. 265–88.

R.R.S. 'DISCOVERY II',
STATIONS 1590-2072

Station	Position	Date	Hour	Sounding (metres)	WIND		SEA		Weather	Barometer (millibars)	Air Temp. °C.		Remarks
					Direction	Force (knots)	Direction	Force			Dry bulb	Wet bulb	
1590	24° 10.4' N, 17° 18' W	1935 13 x	2000	—	NE	12	NE	3	b	1018.1	21.4	19.8	low av. NE swell
1591	16° 49.2' N, 18° 05.2' W	15 x	2000	—	ENE	7	ENE	2-3	c	1013.4	27.2	22.2	low long NE swell
1592	09° 31.4' N, 17° 37.4' W	17 x	2000	—	N x E	8	N x E	2	b	1011.3	27.2	25.0	low long N swell
1593	07° 24.8' N, 15° 55.6' W	18 x	1516	—	S	8	S	2	bcqr	1010.8	27.0	24.7	low av. NE swell
1594	04° 15.9' N, 12° 58.2' W	19 x	2000	—	S	8	S	2	bc	1012.9	26.1	23.3	low long S swell
1595	01° 52.7' N, 10° 49' W	20 x	1630	—	S x W	6	S x W	2	c	1011.6	25.6	22.8	low long S swell
1596	01° 40.3' S, 07° 46.9' W	21 x	2000	—	S x W	10	S x W	2	b	1012.1	24.4	22.5	low long conf. S swell
1597	03° 51.6' S, 05° 52' W	22 x	1500	—	SSE	8	SSE	2	bc	1011.9	24.7	22.0	low long S swell
1598	07° 10.8' S, 03° 31.3' W	23 x	2000	—	SE	13	SE	3	c	1014.1	22.8	20.6	mod. short SE swell
1599	09° 16.3' S, 02° 06.9' W	24 x	1500	—	SE	12	SE	4	bc	1013.9	20.9	18.3	mod. short SE swell
1600	12° 43.3' S, 00° 20.2' E	25 x	2000	—	SE	9	SE	3	c	1015.0	19.4	16.9	mod. short SE swell
1601	14° 46.5' S, 01° 54' E	26 x	1500	—	SE x S	9	SE x S	3	bc	1014.4	19.1	16.5	mod. av. SE swell
1602	17° 59.9' S, 04° 27.1' E	27 x	2000	—	SE	9	SE	3	bc	1016.7	17.2	16.1	mod. av. SE swell
1603	19° 02.7' S, 05° 20.7' E	28 x	0945	—	SE	19	SE	4	bc	1017.4	18.1	16.1	heavy av. SE swell
1604	21° 34.4' S, 08° 09.8' E	29 x	2000	—	SE	19	SE	5	bc	1017.0	16.9	14.7	heavy av. SE swell
1605	23° 06' S, 09° 26.4' E	30 x	1500	—	SSE	12	SSE	5	bc	1014.2	16.7	15.6	mod. av. SE swell
1606	26° 15.8' S, 12° 18' E	31 x	2000	—	SW	9-14	S x W	4	bw	1015.8	14.4	14.1	mod. av. conf. SSE swell
1607	28° 30.1' S, 14° 04.3' E	1 xi	1506	3281*	WSW	4	WSW	2	bc	1011.3	17.3	14.7	mod. av. conf. SSW swell
1608	36° 07' S, 22° 53.8' E	10 xi	2000	1637*	Calm	—	Smooth	—	b	1023.8	16.7	12.8	mod. long W swell

Station	Age of moon (days)	HYDROLOGICAL OBSERVATIONS										BIOLOGICAL OBSERVATIONS				Remarks	
		Depth (metres)	Depth by thermometer	Temp. °C.	S ‰	σ _t	pH	Mg.—atom m. ³			O ₂ c.c. litre	Gear	Depth (metres)	TIME			
								P	Nitrite N ₂	Si				From	To		
1590	16	0	—	21.43	36.63	25.63	—	—	—	—	—	TYFB	115-0	2055	2155	KT. +1 hour DGP	
												TYFB	400-320	2055	2205		
1591	18	0	—	27.49	35.43	22.90	—	—	—	—	—	TYFB	140-0	2037	2137	KT DGP	
												TYFB	340-270	2037	2144		
1592	20	0	—	28.18	34.82	22.23	—	—	—	—	—	TYFB	200-0	2039	2139	KT DGP	
												TYFB	700-450	2039	2144		
1593	21	0	—	27.68	34.81	22.38	—	—	—	—	—	NHP	50-0	1524	1526		
		50	—	18.69	35.61	25.58											
1594	22	0	—	26.85	34.88	22.69	—	—	—	—	—	TYFB	144-0	2027	2127	KT DGP	
												TYFB	490-300	2027	2132		
1595	23	0	—	26.27	35.60	23.42	—	—	—	—	—	NHP	50-0	1639	1643		
		50	—	25.06	35.60	23.79											
1596	24	0	—	24.58	35.91	24.18	—	—	—	—	—	TYFB	170-0	2035	2135	KT DGP	
												TYFB	450-310	2035	2140		
1597	25	0	—	24.88	35.73	23.95	—	—	—	—	—	NHP	50-0	1508	1510		
		50	—	19.49	35.62	25.39											
1598	26	0	—	23.58	35.73	24.34	—	—	—	—	—	TYFB	180-0	2034	2134	KT. GMT DGP	
												TYFB	460-300	2034	2140		
1599	27	0	—	22.70	35.82	24.66	—	—	—	—	—	NHP	50-0	1504	1506		
		50	—	21.37	36.00	25.18											
1600	28	0	—	20.81	36.49	25.70	—	—	—	—	—	TYFB	151-0	2031	2131	KT DGP	
												TYFB	400-330	2031	2136		
1601	28	0	—	19.03	36.00	25.80	—	—	—	—	—	NHP	50-0	1508	1510		
		50	—	17.87	35.83	25.96											
1602	1	0	—	17.98	35.72	25.85	—	—	—	—	—	TYFB	175-0	2028	2128	KT DGP	
												TYFB	470-300	2028	2133		
1603	1	0	—	18.02	35.66	25.79	—	—	—	—	—	NHP	50-0	0956	0958	-1 hour	
		50	—	17.99	35.68	25.81											
1604	2	0	—	16.98	35.49	25.91	—	—	—	—	—	TYFB	182-0	2030	2130	KT DGP	
												TYFB	620-500	2030	2135		
1605	3	0	—	16.28	35.23	25.88	—	—	—	—	—	NHP	50-0	1507	1509		
		50	—	16.18	35.29	25.95											
1606	4	0	—	14.80	34.97	26.01	—	—	—	—	—	TYFB	190-0	2045	2145	KT Depth estimated	
												TYFB	600-500	2045	2151		
1607	5	0	—	16.79	35.20	25.74	—	—	—	—	—	NHP	50-0	1515	1517		
		50	—	15.79	35.21	25.98											
1608	14	0	—	19.89	35.72	25.36	—	0.00	—	5.3	5.00	NHP	50-0	2006		-2 hours	
		10	—	18.55	35.58	25.60	—	0.00	—	5.7	—	N 50 V	100-0				
		20	—	18.51	35.57	25.60	—	0.00	—	5.8	5.07	N 70 V	50-0				
		30	—	18.50	35.57	25.60	—	0.00	—	8.8	—	TYFB	100-50				
		40	—	18.43	35.56	25.61	—	0.00	—	4.7	5.10	TYFB	250-100				
		50	—	18.42	35.56	25.61	—	0.00	—	4.2	—	TYFB	500-250				
		60	—	18.42	35.56	25.61	—	0.00	—	7.2	5.10	TYFB	750-500				
		80	—	18.06	35.57	25.71	—	0.00	—	5.0	—	TYFB	1000-750		2250		
		100	—	17.62	35.59	25.83	—	0.04	—	4.0	4.76	N 70 B					
		150	—	17.22	35.56	25.91	—	0.04	—	4.7	4.80	N 100 B	104-0	2216	2240		KT
		200	—	16.93	35.56	25.98	—	0.04	—	4.0	4.85	N 70 B					
		290	—	15.84	35.48	26.17	—	0.32	—	5.0	4.35	N 100 B	264-200	2216	2247	DGP	

Station	Position	Date	Hour	Sounding (metres)	WIND		SEA		Weather	Barometer (millibars)	Air Temp. °C.		Remarks
					Direction	Force (knots)	Direction	Force			Dry bulb	Wet bulb	
1608 <i>cont.</i>	36° 07' S, 22° 53·8' E	1935 10 xi											
1609	37° 08·4' S, 27° 03·1' E	11 xi	2000	3122*	Lt airs	2	SSW	0	b	1020·3	16·0	14·3	mod. conf. SSW swell
1610	38° 31·9' S, 31° 11·5' E	12 xi	2000	3852*	E	8	E	2	b	1023·5	14·4	11·7	low av. E×S swell
1611	39° 31·3' S, 35° 13·9' E	13-14 xi	2000	5377*	NE×N NE×N	13 18	NE×N NE×N	3 4	c c	1024·7 1024·3	14·4 14·7	12·2 12·8	low av. conf. ENE swell

Station	Age of moon (days)	HYDROLOGICAL OBSERVATIONS										BIOLOGICAL OBSERVATIONS				Remarks								
		Depth (metres)	Depth by thermometer	Temp. C.	S ‰	σ _t	pH	Mg.—atom m. ³			O ₂ c.c. litre	Gear	Depth (metres)	TIME										
								P	Nitrite N ₂	Si				From	To									
1608 cont.	14	380	—	14.17	35.36	26.45	—	0.40	—	4.6	4.55													
		560 ¹	564	12.06	35.12	26.69	—	0.63	—	6.8	4.43													
		700 ¹	—	10.12	34.86	26.84	—	0.87	—	6.9	4.15													
		840 ¹	—	7.69	34.60	27.02	—	1.16	—	17.9	3.83													
		1175 ¹	1175	4.66	34.48	27.33	—	1.63	—	29.8	3.57													
1609	15	0	—	17.19	35.52	25.88	—	0.06	—	4.0	5.12													
		10	—	17.09	35.52	25.90	—	0.06	—	4.4	—					NHP N 50 V N 70 V	50-0	2007						
		20	—	16.90	35.51	25.95	—	0.11	—	4.5	4.97						1000-750							
		30	—	16.89	35.51	25.95	—	0.13	—	5.1	—					„	750-500							
		40	—	16.72	35.51	25.99	—	0.13	—	4.7	4.95					„	500-250							
		50	—	16.71	35.51	25.99	—	0.15	—	4.5	—					„	250-100							
		60	—	16.62	35.49	26.00	—	0.15	—	3.8	5.06					„	100-50							
		80	—	16.61	35.49	26.00	—	0.15	—	4.0	—					„	50-0	—	2221					
		100	—	16.34	35.46	26.04	—	0.17	—	5.2	4.93					N 70 B N 100 B	91-0	2238	2258	KT				
		150	—	15.12	35.38	26.26	—	0.23	—	5.7	4.84						N 70 B N 100 B	200-150	2238	2308	DGP			
		200	—	14.02	35.29	26.42	—	0.23	—	6.8	4.82													
		290	—	12.57	35.09	26.57	—	0.34	—	6.2	5.13													
		380	—	10.99	34.85	26.67	—	0.55	—	6.2	5.22					NHP N 50 V N 70 V „ „ „ „ N 70 B N 100 B N 70 B N 100 B								
		570 ²	573	9.38	34.77	26.89	—	1.08	—	10.5	4.52													
		710 ¹	708	7.84	34.63	27.03	—	1.25	—	14.8	3.95													
		840 ¹	—	5.74	34.46	27.18	—	1.58	—	25.6	3.96													
		1150 ¹	—	3.54	34.43	27.40	—	2.32	—	37.3	3.59													
		1460 ¹	—	3.01	34.59	27.58	—	2.32	—	47.0	3.25													
1760 ¹	1762	2.71	34.73	27.72	—	2.24	—	46.5	3.65															
1610	16	0	—	18.60	35.49	25.51	—	0.04	—	5.4	5.08													
		10	—	18.60	35.49	25.51	—	0.06	—	5.4	—										NHP N 50 V N 70 V	50-0	2011	
		20	—	18.54	35.49	25.53	—	0.10	—	3.6	5.07											100-0		
		30	—	18.52	35.49	25.53	—	0.10	—	3.7	—					„	50-0							
		40	—	18.52	35.49	25.53	—	0.11	—	4.0	5.04					„	100-50							
		50	—	18.51	35.49	25.54	—	0.11	—	4.0	—					„	250-100							
		60	—	18.51	35.49	25.54	—	0.11	—	4.4	5.01					„	500-250							
		80	—	18.52	35.50	25.54	—	0.13	—	4.7	—					„	750-500							
		100	—	17.96	35.53	25.70	—	0.19	—	4.6	4.76					N 70 B N 100 B N 70 B N 100 B	1000-750		—	2150				
		150	—	17.18	35.53	25.90	—	0.25	—	4.6	4.87						N 70 B N 100 B	130-0	2246	2306	KT			
		200	—	17.07	35.53	25.93	—	0.15	—	4.9	4.88							N 70 B N 100 B	400-160	2246	2316	DGP		
		300	—	15.83	35.45	26.15	—	0.32	—	5.2	4.40													
		400	—	14.16	35.35	26.44	—	0.42	—	5.2	4.52													
		590 ²	597	12.21	35.13	26.67	—	0.67	—	7.1	4.45					NHP N 50 V N 70 V „ „ „ „ N 70 B N 100 B N 70 B N 100 B								
		790 ²	—	9.99	34.83	26.84	—	1.01	—	7.9	4.45													
		990 ²	993	7.11	34.54	27.07	—	1.63	—	19.0	4.12													
		1450 ¹	1451	3.52	34.49	27.45	—	2.34	—	45.6	3.43													
		1900 ¹	—	2.76	34.72	27.70	—	2.24	—	53.9	3.44													
2360 ¹	—	2.58	34.79	27.78	—	1.96	—	47.9	4.03															
2810 ¹	—	2.28	34.82	27.83	—	1.79	—	50.4	4.24															
3260 ¹	3262	2.01	34.81	27.85	—	1.79	—	53.9	4.28															
1611	17-18	0	—	16.91	35.47	25.92	—	0.11	—	4.4	5.21													
		10	—	16.99	35.47	25.90	—	0.11	—	4.4	—										NHP N 50 V N 70 V	50-0	2007	
		20	—	16.99	35.47	25.90	—	0.11	—	4.4	5.23					100-0								
		30	—	16.81	35.45	25.92	—	0.15	—	4.9	—					„	1000-750							
		40	—	16.00	35.38	26.06	—	0.15	—	4.9	5.29					„	750-500							
		50	—	15.72	35.37	26.12	—	0.21	—	7.3	—					„	500-250							
		60	—	15.50	35.37	26.17	—	0.21	—	5.3	5.21					„	250-100							
		80	—	14.50	35.35	26.37	—	0.34	—	5.5	—					„	100-50							
		100	—	14.50	35.35	26.37	—	0.51	—	6.0	4.41					N 70 B N 100 B N 70 B N 100 B	50-0		—	2230				
		150	—	13.37	35.15	26.45	—	0.44	—	5.3	5.09						N 70 B N 100 B	118-0	0018	0038	KT			
		200	—	13.23	35.19	26.51	—	0.36	—	5.6	4.88							N 70 B N 100 B	330-150	0018	0048	DGP		
		300	—	11.75	35.02	26.68	—	0.48	—	6.5	5.39													
		390	—	10.64	34.89	26.78	—	0.63	—	6.8	4.98													
		580 ³	575	8.19	34.61	26.96	—	1.03	—	9.6	4.75					NHP N 50 V N 70 V „ „ „ „ N 70 B N 100 B N 70 B N 100 B								
		760 ³	—	5.70	34.43	27.16	—	1.44	—	24.3	4.48													
		950 ²	947	4.56	34.42	27.28	—	1.79	—	32.1	4.05													
		1370 ²	—	3.17	34.56	27.54	—	2.40	—	49.8	3.41													
		1790 ²	—	2.70	34.72	27.71	—	2.11	—	53.7	3.61													
2200 ²	2204	2.58	34.82	27.81	—	1.46	—	50.4	4.01															

Station	Position	Date	Hour	Sounding (metres)	WIND		SEA		Weather	Barometer (millibars)	Air Temp. °C.		Remarks
					Direction	Force (knots)	Direction	Force			Dry bulb	Wet bulb	
1611 <i>cont.</i>	39° 31'3" S, 35° 13'9" E	1935 13-14 xi											
1612	From 40° 27'9" S, 39° 02'9" E to 40° 28'8" S, 39° 08'1" E	14-15 xi	2000	4543*	NE × N NNE	15 14	NE × N NNE	4 4	c or	1021.1 1017.8	15.5 14.7	13.9 14.2	low av. NE swell low av. NE × N swell
1613	41° 32' S, 42° 47'8" E	15 xi	2000	3475*	N × E	20	NNE	4	or	1011.3	12.8	12.2	heavy av. N × E swell
1614	42° 34'8" S, 46° 53'2" E	16 xi	2000	3242*	N × W	12	N × W	4	orp	1008.4	10.0	10.0	heavy av. N swell

Station	Age of moon (days)	HYDROLOGICAL OBSERVATIONS										BIOLOGICAL OBSERVATIONS				Remarks
		Depth (metres)	Depth by thermometer	Temp. °C	S ‰	σ _t	pH	Mg.—atom m. ³			O ₂ c.c. litre	Gear	Depth (metres)	TIME		
								P	Nitrite N ₂	Si				From	To	
1611 cont.	17-18	2630 ¹	2628	2.35	34.83	27.83	—	1.37	—	51.6	4.03					
		3080 ¹	—	2.03	34.81	27.85	—	1.62	—	53.0	4.10					
		3520 ¹	—	1.54	34.78	27.85	—	1.79	—	64.8	3.97					
		3970 ¹	—	0.93	34.72	27.85	—	2.07	—	78.5	3.86					
		4420 ¹	4420	0.75	34.70	27.85	—	2.07	—	78.5	4.02					
1612	19	0	—	15.10	35.44	26.30	—	0.11	—	5.9	5.46	NHP	50-0	2007		
		10	—	15.10	35.44	26.30	—	0.13	—	5.9	—	N 50 V	100-0			
		20	—	15.10	35.44	26.30	—	0.15	—	5.9	5.47	N 70 V	50-0			
		30	—	15.02	35.42	26.31	—	0.17	—	5.9	—	"	100-50			
		40	—	14.73	35.37	26.34	—	0.17	—	5.9	5.36	"	250-100			
		50	—	14.03	35.29	26.42	—	0.30	—	5.9	—	"	500-250			
		60	—	13.51	35.20	26.46	—	0.30	—	5.9	5.31	"	750-500			
		80	—	13.12	35.18	26.53	—	0.48	—	5.9	—	"	1000-750	—	2146	
		100	—	12.70	35.12	26.56	—	0.53	—	6.4	4.92	N 70 B	78-0	2350	0010	KT
		150	—	11.90	35.02	26.65	—	0.55	—	5.3	5.57	N 100 B				
		200	—	11.65	35.02	26.70	—	0.44	—	5.2	5.50	N 70 B				
		300	—	10.03	34.75	26.78	—	0.59	—	5.2	5.45	N 100 B	200-165	2350	0020	DGP
		390	—	9.09	34.65	26.84	—	0.68	—	8.0	5.05					
		580 ³	—	6.77	34.50	27.07	—	1.35	—	15.4	4.44					
		780 ³	—	4.30	34.31	27.23	—	1.52	—	26.6	4.87					
		970 ³	970	3.71	34.42	27.37	—	1.77	—	38.0	4.06					
		1430 ²	—	2.90	34.61	27.60	—	1.75	—	50.8	3.52					
		1890 ²	1894	2.64	34.76	27.75	—	1.33	—	51.5	4.06					
		2140 ¹	2133	2.59	34.78	27.77	—	1.29	—	51.5	3.93					
		2510 ¹	—	2.47	34.81	27.81	—	1.25	—	48.9	4.28					
2980 ¹	—	2.15	34.79	27.82	—	1.62	—	52.9	4.07							
3350 ¹	—	1.80	34.78	27.83	—	1.52	—	58.4	4.25							
3620 ¹	3621	1.37	34.76	27.85	—	1.37	—	69.9	4.15							
1613	19	0	—	9.61	34.30	26.49	—	0.82	—	3.1	6.65	NHP	50-0	2007		
		10	—	9.65	34.31	26.49	—	0.84	—	3.9	—	N 50 V	100-0			
		20	—	9.68	34.31	26.49	—	0.86	—	3.8	6.65	N 70 V	1000-750			
		30	—	10.61	34.67	26.61	—	0.80	—	4.3	—	"	750-500			
		40	—	10.60	34.67	26.61	—	0.76	—	4.7	6.13	"	500-250			
		50	—	10.21	34.70	26.70	—	0.87	—	5.5	—	"	250-100			
		60	—	10.10	34.69	26.71	—	0.91	—	5.7	5.97	"	100-50			
		80	—	9.72	34.66	26.75	—	0.91	—	6.0	—	"	50-0	—	2150	
		100	—	9.51	34.62	26.77	—	1.03	—	5.8	5.77	N 100 B	183-0	2231	2251	KT
		150	—	9.12	34.58	26.79	—	1.10	—	5.8	5.59	N 100 B	500-210	2231	2301	DGP
		200	—	8.64	34.51	26.81	—	1.08	—	6.2	5.66					
		300	—	8.06	34.50	26.89	—	1.20	—	8.4	5.13					
		400	—	7.08	34.48	27.02	—	1.41	—	13.8	4.69					
		600 ²	604	4.75	34.38	27.24	—	2.01	—	27.5	4.47					
		800 ²	—	4.23	34.39	27.30	—	2.30	—	35.8	4.27					
		1000 ²	996	3.56	34.48	27.44	—	2.62	—	45.7	3.80					
		1500 ¹	1499	2.65	34.69	27.68	—	2.17	—	55.8	3.89					
1950 ¹	—	2.39	34.76	27.77	—	2.00	—	56.7	4.24							
2410 ¹	—	2.08	34.77	27.80	—	2.00	—	60.3	4.31							
2860 ¹	2857	2.06	34.77	27.80	—	1.94	—	64.3	4.19							
1614	20	0	—	7.42	34.00	26.59	—	0.93	—	—	6.65	NHP	50-0	2006		-3 hours
		10	—	7.40	34.00	26.60	—	0.95	—	3.9	—	N 50 V	100-0			
		20	—	6.77	34.00	26.68	—	0.95	—	3.9	6.73	N 70 V	50-0			
		30	—	6.63	33.98	26.69	—	0.95	—	3.9	—	"	100-50			
		40	—	6.60	33.98	26.70	—	1.05	—	4.0	6.64	"	250-100			
		50	—	6.40	33.98	26.72	—	1.03	—	4.2	—	"	500-250			
		60	—	6.40	33.98	26.72	—	1.10	—	5.0	6.58	"	750-500			
		80	—	6.11	33.98	26.76	—	1.14	—	5.5	—	"	1000-750	—	2159	
		100	—	5.81	33.98	26.80	—	1.27	—	6.3	6.52	N 70 B				
		150	—	5.62	34.05	26.87	—	1.29	—	7.0	6.30	N 100 B	103-0	2243	2303	KT
		200	—	5.72	34.15	26.95	—	1.20	—	7.9	5.90	N 70 B				
		300	—	4.64	34.16	27.07	—	1.43	—	13.4	5.68	N 100 B	270-210	2243	2313	DGP
		400	—	4.02	34.22	27.18	—	1.52	—	20.9	5.46					
590 ²	590	3.23	34.24	27.29	—	1.84	—	33.3	4.85							
790 ²	—	3.47	34.24	27.26	—	2.15	—	47.5	3.89							
990 ²	987	3.13	34.54	27.53	—	2.19	—	57.3	3.60							

Station	Position	Date	Hour	Sounding (metres)	WIND		SEA		Weather	Barometer (millibars)	Air Temp. °C.		Remarks
					Direction	Force (knots)	Direction	Force			Dry bulb	Wet bulb	
1614 <i>cont.</i>	42° 34' 8" S, 46° 53' 2" E	1935 16 xi											
1615	43° 23' 9" S, 50° 54' 5" E	17 xi	2000	3060*	SW × S	16	SW × S	4	o	1010.0	4.3	3.0	mod. conf. av. N and SW swells
1616	44° 46' 8" S, 55° 29' 5" E	18 xi	2000	4199*	NW × N	8	NW	3	c	1005.0	6.1	5.0	mod. conf. NW swell
1617	47° 22' 5" S, 56° 19' 5" E	19-20 xi	2000	4506*	W × S	19	W × S	5	bc	989.3	2.2	0.6	mod. long W × S swell

Station	Age of moon (days)	HYDROLOGICAL OBSERVATIONS										BIOLOGICAL OBSERVATIONS				Remarks				
		Depth (metres)	Depth by thermometer	Temp. °C.	S	at	pH	Mg.—atom m. ³			O ₂ c.c. litre	Gear	Depth (metres)	TIME						
								P	Nitrite N ₂	Si				From	To					
1614 cont.	20	1460 ¹	1456	2:56	34:60	27:69	—	2:05	—	60:9	3:85									
		1890 ¹	—	2:34	34:75	27:77	—	1:77	—	60:9	4:08									
		2320 ¹	—	2:02	34:77	27:81	—	1:90	—	68:3	4:24									
		2750 ¹	2748	1:76	34:76	27:82	—	1:84	—	69:6	4:30									
1615	21	0	—	4:61	33:89	26:86	—	1:01	—	3:7	7:36									
		10	—	4:61	33:89	26:86	—	1:01	—	3:7	7:36					NHP	50-0	2007		
		20	—	4:61	33:89	26:86	—	1:01	—	3:7	7:35					N 50 V	100-0			
		30	—	4:61	33:89	26:86	—	1:03	—	3:7	—					N 70 V	50-0			
		40	—	4:52	33:90	26:88	—	1:03	—	3:7	7:24					"	100-50			
		50	—	4:40	33:92	26:91	—	1:18	—	4:6	—					"	250-100			
		60	—	4:33	33:94	26:93	—	1:25	—	5:6	7:12					"	500-250			
		80	—	3:71	33:94	26:99	—	1:41	—	9:4	—					"	750-500			
		100	—	3:51	33:94	27:01	—	1:43	—	11:0	6:85					"	1000-750			
		150	—	3:03	33:95	27:07	—	1:60	—	11:7	6:65					N 70 B	109-0	2247	2307	KT
		200	—	2:82	34:04	27:16	—	1:62	—	15:0	6:35					N 100 B	290-190	2247	2317	DGP
		300	—	2:63	34:14	27:26	—	1:69	—	23:3	5:83					N 70 B				
		400	—	2:54	34:24	27:35	—	1:96	—	31:8	5:18					N 100 B	0-2	2251	2317	
		600 ²	599	2:44	34:42	27:48	—	2:26	—	47:1	4:22					N 100 H				
		800 ²	—	2:37	34:52	27:58	—	2:49	—	52:9	3:86									
		1000 ²	999	2:42	34:66	27:68	—	2:34	—	57:5	3:85									
		1480 ¹	1480	2:28	34:77	27:79	—	2:09	—	59:3	4:05									
1980 ¹	—	1:92	34:77	27:81	—	2:01	—	61:1	4:19											
2480 ¹	—	1:46	34:77	27:85	—	2:01	—	72:5	4:27											
2980 ¹	2982	0:88	34:75	27:88	—	2:20	—	91:0	4:38											
1616	22	0	—	5:57	33:88	26:75	—	1:01	—	2:9	7:13									
		10	—	5:59	33:88	26:75	—	1:03	—	2:9	—					NHP	50-0	2007		
		20	—	5:43	33:88	26:76	—	1:10	—	2:6	7:07					N 50 V	100-0			
		30	—	5:42	33:88	26:77	—	1:05	—	2:7	—					N 70 V	1000-750			
		40	—	5:41	33:88	26:77	—	1:06	—	2:7	7:06					"	750-500			
		50	—	5:40	33:88	26:77	—	1:18	—	2:8	—					"	500-250			
		60	—	5:28	33:88	26:78	—	1:18	—	2:8	6:99					"	250-100			
		80	—	5:10	33:89	26:80	—	1:10	—	3:0	—					"	100-50			
		100	—	4:62	33:89	26:86	—	1:33	—	6:3	6:76					"	50-0	2205		
		150	—	4:20	33:97	26:97	—	1:44	—	8:0	6:48					N 70 B	104-0	2300	2320	KT
		200	—	4:18	34:09	27:06	—	1:46	—	10:1	6:10					N 100 B	300-200	2300	2330	Depth estimated
		300	—	4:03	34:23	27:20	—	1:73	—	16:6	5:45					N 70 B				
		400	—	3:46	34:26	27:27	—	1:81	—	24:0	5:28					N 100 B	0-5	2301	2332	
		600 ²	602	2:46	34:30	27:39	—	2:07	—	37:5	4:72					N 100 H				
		800 ²	—	2:48	34:44	27:51	—	2:19	—	50:6	4:04									
		1000 ²	—	2:65	34:57	27:60	—	2:40	—	59:9	3:78									
		1500 ²	1500	2:42	34:73	27:74	—	2:11	—	60:9	4:04									
2000 ¹	2002	2:17	34:78	27:80	—	1:96	—	60:9	4:25											
2450 ¹	—	1:74	34:77	27:83	—	1:98	—	74:9	4:21											
2900 ¹	—	1:24	34:75	27:85	—	2:11	—	82:9	4:32											
3340 ¹	—	0:70	34:70	27:85	—	2:22	—	92:8	4:39											
3790 ¹	3791	0:40	34:68	27:85	—	2:22	—	95:0	4:39											
1617	23	0	—	3:75	33:86	26:92	—	1:31	—	4:4	7:09									
		10	—	3:77	33:86	26:92	—	1:31	—	4:4	—					NHP	50-0	2006		
		20	—	3:78	33:86	26:92	—	1:33	—	4:4	7:08					N 50 V	100-0			
		30	—	3:78	33:86	26:92	—	1:31	—	4:4	—					N 70 V	50-0			
		40	—	3:79	33:86	26:92	—	1:33	—	4:4	7:09					"	100-50			
		50	—	3:79	33:86	26:92	—	1:35	—	4:4	—					"	250-100			
		60	—	3:79	33:86	26:92	—	1:43	—	4:4	7:10					"	500-250			
		80	—	3:62	33:87	26:94	—	1:62	—	4:4	—					"	750-500			
		100	—	3:51	33:87	26:95	—	1:43	—	5:6	6:97					"	1000-750			
		150	—	3:03	33:87	27:01	—	1:52	—	10:8	6:86					N 100 B	395-155	2345	0015	DGP
		200	—	2:52	33:97	27:13	—	1:65	—	14:5	6:53					N 100 H	0-5	2350	0016	KT
		300	—	2:18	34:14	27:30	—	2:01	—	27:8	5:78					N 100 B	137-0	0028	0048	
		400	—	2:16	34:23	27:37	—	2:13	—	38:1	5:11									
		600 ³	—	2:27	34:42	27:50	—	2:24	—	45:9	4:15									
		790 ³	786	2:36	34:52	27:58	—	2:26	—	57:9	3:83									
		1000 ²	995	2:39	34:64	27:68	—	2:17	—	61:5	3:80									
		1500 ²	—	2:31	34:75	27:77	—	2:00	—	64:5	4:09									
2000 ²	1590 ²	2:17	34:77	27:79	—	2:00	—	66:6	4:25											

Station	Position	Date	Hour	Sounding (metres)	WIND		SEA		Weather	Barometer (millibars)	Air Temp. °C.		Remarks
					Direction	Force (knots)	Direction	Force			Dry bulb	Wet bulb	
1617 <i>cont.</i>	47° 22' 5" S, 56° 19' 5" E	1935 19-20 xi											
1618	From 49° 37' 9" S, 56° 22' 2" E to 49° 38' 2" S, 56° 24' 9" E	21 xi	0905	—	W	30	W	6	osq	992.9	1.7	1.7	short heavy W swell
1619	51° 22' 9" S, 56° 15' 2" E	22 xi	0905	—	WSW	24	WSW	6	csq	1003.7	1.9	1.9	short heavy WSW swell
1620	From 52° 44' 5" S, 56° 32' E to 52° 45' 4" S, 56° 32' E	22-23 xi	2000	4747	W × N W × N	15 9	W × N W × N	4 3	o ce	1007.7 1009.2	1.7 1.7	1.7 1.6	mod. av. W swell ,,
1621	53° 53' 5" S, 56° 40' 4" E	23 xi	0900	—	NNW	9	NNW	3	c	1002.9	1.1	0.6	mod. av. conf. W swell
1622	From 55° 36' 8" S, 57° 19' 3" E to 55° 37' 4" S, 57° 20' 3" E	23-24 xi	2000	4230	NW WNW	18 24	NW WNW	5 5	od od	982.2 981.1	1.1 0.6	1.1 0.5	mod. long conf. N swell mod. long conf. NNW swell

Station	Age of moon (days)	HYDROLOGICAL OBSERVATIONS										BIOLOGICAL OBSERVATIONS				Remarks					
		Depth (metres)	Depth by thermometer	Temp. °C.	S ‰	σ _t	pH	Mg.—atom m. ³			O ₂ c.c. litre	Gear	Depth (metres)	TIME							
								P	Nitrite N ₂	Si				From	To						
1617 cont.	23	2500 ¹	2499	1.44	34.76	27.84	—	2.01	—	78.4	4.25										
		2930 ¹	—	0.97	34.75	27.87	—	2.09	—	95.1	4.32										
		3350 ¹	—	0.50	34.70	27.86	—	2.15	—	108.0	4.30										
		3770 ¹	3773	0.29	34.68	27.85	—	2.09	—	105.2	4.35										
1618	25	0	—	1.78	33.95	27.17	—	1.62	—	13.9	7.27										
		10	—	1.78	33.95	27.17	—	1.62	—	15.3	—					N 100 H	0 5	0919	0954		
		20	—	1.78	33.95	27.17	—	1.62	—	16.1	7.30					N 100 B	97-0	0922	0942		
		30	—	1.78	33.95	27.17	—	1.67	—	16.1	—					N 100 B	260-150	0922	0952		
		40	—	1.78	33.95	27.17	—	1.67	—	16.3	7.28										
		50	—	1.74	33.95	27.17	—	1.67	—	18.3	—										
		60	—	1.74	33.95	27.17	—	1.67	—	18.3	7.29										
		80	—	1.72	33.96	27.18	—	1.71	—	20.6	—										
		100	—	1.49	33.96	27.20	—	1.77	—	21.2	7.26										
		150	—	1.44	33.96	27.20	—	1.79	—	19.5	7.22										
		200	—	1.22	34.00	27.25	—	1.84	—	25.4	6.84										
		300	—	1.84	34.23	27.38	—	2.24	—	36.3	5.26										
		400	—	2.05	34.32	27.45	—	2.40	—	43.5	4.63										
		600 ²	—	2.20	34.51	27.58	—	2.49	—	55.0	3.90										
		800 ²	—	2.30	34.59	27.64	—	2.41	—	56.6	3.70										
		990 ¹	996	2.30	34.70	27.72	—	2.20	—	66.1	3.86										
1470 ¹	—	2.08	34.77	27.80	—	1.90	—	62.9	4.29												
1960 ¹	1957	1.64	34.76	27.83	—	1.90	—	72.0	4.25												
1619	26	0	—	1.71	34.05	27.25	—	—	—	—	—										
																NHP	50-0	0911			
																N 50 V	100-0	—	0923		
																N 100 B	114-0	0942	1002		
1620	26	0	—	1.00	33.96	27.23	—	1.79	—	23.7	7.38										
		10	—	1.00	33.96	27.23	—	1.79	—	23.1	—					NHP	50-0	2008	Lucas sounding		
		20	—	1.00	33.96	27.23	—	1.79	—	23.1	7.37					N 50 V	100-0				
		30	—	0.99	33.96	27.23	—	1.77	—	23.1	—					N 70 V	1000-750				
		40	—	1.00	33.96	27.23	—	1.77	—	22.7	7.50					"	750-500				
		50	—	0.73	33.96	27.25	—	1.84	—	21.6	—					"	500-250				
		60	—	0.71	33.96	27.25	—	1.84	—	23.7	7.43					"	250-100				
		80	—	0.71	33.96	27.25	—	1.84	—	23.4	—					"	100-50				
		100	—	0.70	33.96	27.25	—	1.82	—	23.7	7.36					"	50-25				
		150	—	0.51	33.96	27.26	—	1.82	—	25.0	7.37					"	25-0			—	2325
		200	—	0.38	33.98	27.29	—	1.84	—	27.1	7.17										
		300	—	1.74	34.39	27.53	—	2.34	—	49.8	4.54										
400	—	1.98	34.46	27.56	—	2.34	—	56.8	4.17												
2500 ¹	2505	0.92	34.73	27.86	—	2.15	—	92.5	4.22												
2980 ¹	—	0.52	34.70	27.85	—	2.15	—	92.5	4.44												
3460 ¹	—	0.23	34.68	27.86	—	2.15	—	102.0	4.46												
3940 ¹	—	0.00	34.68	27.87	—	2.24	—	107.5	4.43												
4420 ¹	4404	-0.12	34.67	27.87	—	2.24	—	110.5	4.57												
1621	27	0	—	0.60	33.97	27.27	—	—	—	—	—										
																NHP	50-0	0908			
																N 50 V	100-0	—	0918		
																N 70 B	104-0	0946	1006		
1622	27	0	—	-0.69	33.89	27.26	—	1.75	—	30.8	7.71										
																N 100 B	0-5	0946	1008		
1622	27	0	—	-0.69	33.89	27.26	—	1.75	—	30.8	7.71										
		10	—	-0.61	33.89	27.26	—	1.75	—	29.7	—					NHP	50-0	2011	Lucas sounding		
		20	—	-0.61	33.89	27.26	—	1.77	—	28.8	7.71					N 50 V	100-0				
		30	—	-0.61	33.89	27.26	—	1.77	—	27.8	—					N 70 V	1000-750				
		40	—	-0.64	33.89	27.26	—	1.79	—	27.5	7.71					"	750-500				
		50	—	-0.64	33.89	27.26	—	1.75	—	27.6	—					"	500-250				
		60	—	-0.67	33.89	27.26	—	1.77	—	27.6	7.70					"	250-100				
		80	—	-0.58	33.91	27.28	—	1.77	—	29.9	—					"	100-50				
		100	—	-0.78	33.92	27.30	—	1.77	—	31.0	7.51					"	50-25				
		150	—	-0.12	33.98	27.32	—	1.81	—	33.3	7.32					"	25-0			—	2358
		200	—	0.49	34.06	27.34	—	1.98	—	44.6	6.14										
		300	—	1.45	34.42	27.56	—	2.24	—	58.0	4.61										

Station	Position	Date	Hour	Sounding (metres)	WIND		SEA		Weather	Barometer (millibars)	Air Temp. °C.		Remarks
					Direction	Force (knots)	Direction	Force			Dry bulb	Wet bulb	
1622 <i>cont.</i>	From 55° 36' 8" S, 57° 19' 3" E to 55° 37' 4" S, 57° 20' 3" E	1935 23-24 xi											
1623	56° 37' 3" S, 57° 39' E	24 xi	0900	—	WSW	24	WSW	5	o	986.2	0.0	-0.6	mod. long conf. W swell
1624	58° 02' 2" S, 58° 01' 3" E	24-25 xi	2000	—	SW × W SW × W	13 10	SW × W SW × W	4 3	bc bc	986.3 988.9	-1.3 -1.8	-1.4 -2.0	mod. av. WSW swell ,,
1625	58° 51' S, 59° 10' 5" E	25 xi	0900	—	Lt airs	2	W	1	bc	986.2	-0.3	-1.0	low long NW swell
1626	58° 27' 3" S, 60° 25' 9" E	25 xi	2000	—	W × N	2	W × N	1	bc	980.9	-1.7	-1.7	low long NW swell
1627	57° 55' 6" S, 61° 49' 8" E	26 xi	0900	—	N × E	5	N × E	2	c	981.4	-0.6	-0.7	low long NW swell

Station	Age of moon (days)	HYDROLOGICAL OBSERVATIONS										BIOLOGICAL OBSERVATIONS				Remarks	
		Depth (metres)	Depth by thermometer	Temp. °C.	S ‰	σ _t	pH	Mg.—atom m. ³				Gear	Depth (metres)	TIME			
								P	Nitrite N ₂	Si	O ₂ c.c. litre			From	To		
1622 cont.	27	400	—	1.93	34.54	27.63	—	2.24	—	62.5	4.02						
		600 ²	604	2.07	34.66	27.71	—	2.19	—	65.5	3.76						
		800 ²	—	2.10	34.70	27.75	—	2.09	—	67.7	3.89						
		1000 ²	—	2.02	34.74	27.79	—	1.98	—	67.7	4.03						
		1500 ²	—	1.59	34.76	27.83	—	1.98	—	72.5	4.30						
		2000 ²	2016	1.10	34.75	27.86	—	2.05	—	84.6	4.20						
		2500 ¹	2510	0.66	34.71	27.86	—	2.05	—	90.3	4.29						
1623	28	0	—	-0.68	33.78	27.18	—	—	—	—	NHP N 50 V N 70 B N 100 B N 70 B N 100 B N 100 H	50-0	0905	—	0922	KT DGP	
													100-0	—	0949		1009
													109-0	0949	1019		1019
													310-180	0949	1019		1019
													0-5	0949	1019		1019
1624	28	0	—	-1.58	33.70	27.14	—	2.07	—	34.6	7.69	NHP N 50 V N 70 V	50-0	2004	—	—	KT DGP
		10	—	-1.58	33.70	27.14	—	2.07	—	33.2	—		100-0	—	—	—	
	29	20	—	-1.58	33.70	27.14	—	2.07	—	31.9	7.68	NHP N 50 V N 70 V N 100 H N 70 B N 100 B N 70 B N 100 B	25-0	—	—	—	
		30	—	-1.58	33.76	27.19	—	2.07	—	31.4	—		50-25	—	—	—	
		40	—	-1.63	33.77	27.19	—	2.07	—	31.4	7.67		100-50	—	—	—	
		50	—	-1.69	33.81	27.23	—	2.07	—	32.1	—		250-100	—	—	—	
		60	—	-1.70	33.82	27.24	—	2.07	—	33.4	7.67		500-250	—	—	—	
		80	—	-1.81	33.87	27.28	—	2.07	—	33.4	—		750-500	—	—	—	
		100	—	-1.79	33.88	27.30	—	2.07	—	33.4	7.52		750-0	—	—	—	
		150	—	-0.90	34.06	27.41	—	2.32	—	44.3	6.70		1000-750	—	—	2305	
		200	—	1.02	34.40	27.58	—	2.53	—	58.3	4.82		0-5	0103	0135	0135	
		300	—	1.69	34.55	27.66	—	2.53	—	69.1	4.10			0105	0125	0125	
		400	—	1.94	34.61	27.69	—	2.53	—	71.6	3.91			0105	0135	0135	
		600 ²	—	1.96	34.68	27.74	—	2.40	—	72.8	3.83		131-0	0105	0135	0135	
		800 ²	—	1.87	34.75	27.81	—	2.20	—	74.2	3.91						
		1000 ²	—	1.71	34.74	27.81	—	2.20	—	75.5	4.05						
		1500 ²	—	1.28	34.73	27.83	—	2.28	—	90.6	4.22						
		2000 ²	2001	0.84	34.70	27.83	—	2.32	—	97.1	4.23						
		2490 ¹	2495	0.53	34.68	27.84	—	2.43	—	102.0	4.31						
2980 ¹	—	0.29	34.68	27.85	—	2.30	—	104.6	4.62								
3470 ¹	3469	0.09	34.67	27.86	—	2.32	—	110.3	4.71								
1625	29	0	—	-1.20	33.78	27.20	—	—	—	—	NHP N 50 V N 70 B N 100 B N 70 H N 100 H N 70 H N 100 H N 70 H N 100 H N 70 H	50-0	0904	—	0916	KT A. Series of 15 min. hauls B C D	
													100-0	—	0926		0946
													131-0	0926	0946		0946
													3	1000	—		—
													20	—	—		—
													3	—	—		—
													20	—	—		—
													3	—	—		—
													10	—	—		—
													3	—	—		—
													10	—	—		1132
1626	29	0	—	-1.34	33.66	27.09	—	—	—	—	NHP N 50 V N 70 B N 100 B N 100 H N 70 H N 100 H N 70 H N 100 H N 70 H N 100 H	50-0	2007	—	2015	KT A. Series of hauls B C D	
													100-0	—	2015		2015
													115-0	2032	2052		2052
													0-5	2032	2052		2052
													5	2110	—		—
													20	—	—		2115
													5	2121	—		—
													20	—	—		2136
													5	2140	—		—
													20	—	—		2210
													5	2215	—		—
										20	—	—	2230				
1627	30	0	—	-1.00	33.44	26.91	—	—	—	—	NHP N 50 V	50-0	0857	—	0914		
													100-0	—	0914		0914

Station	Position	Date	Hour	Sounding (metres)	WIND		SEA		Weather	Barometer (millibars)	Air Temp. °C.		Remarks
					Direction	Force (knots)	Direction	Force			Dry bulb	Wet bulb	
1627 <i>cont.</i>	57° 55·6' S, 61° 49·8' E	1935 26 xi											
1628	57° 49·5' S, 64° 33·4' E	26-27 xi	2000	4646*	NW × N NW × W	3 6	NW NW × W	2 2	ors osp	986·4 985·7	-0·3 -0·6	-0·3 -0·6	low av. NW swell low long NW swell
1629	57° 45·3' S, 66° 53' E	27 xi	0900	—	WNW	9	WNW	3	c	989·0	0·2	-0·3	mod. short NW swell
1630	57° 38·4' S, 69° 57·4' E	27 xi	2000	—	W × N	14	W × N	4	o	991·7	-0·6	-0·6	mod. av. WNW swell
1631	57° 46·9' S, 73° 11·1' E	28 xi	0900	3390*	WSW	14	WSW	4	c	994·1	-1·1	-1·1	mod. av. W × S swell
1632	57° 04·5' S, 75° 43·3' E	28 xi	2000	2414*	W × S	10	W × S	2-3	b	1000·3	-1·1	-1·1	mod. av. W swell

Station	Age of moon (days)	HYDROLOGICAL OBSERVATIONS										BIOLOGICAL OBSERVATIONS				Remarks			
		Depth (metres)	Depth by thermometer	Temp. °C.	S ‰	σ _t	pH	Mg.—atom m. ³			O ₂ c.c. litre	Gear	Depth (metres)	TIME					
								P	Nitrite N ₂	Si				From	To				
1627 cont.	30											N 70 B	115-0	1005	1025	KT			
												N 100 B							
												N 70 B							
												TYFB							
												N 100 H							
1628	1	0	—	-1.55	33.67	27.11	—	1.90	0.31	—	7.84	NHP	50-0	2012					
		10	—	-1.52	33.67	27.11	—	1.90	0.29	—	—	N 50 V	100-0						
		20	—	-1.51	33.67	27.11	—	1.90	0.29	—	7.88	N 70 V	25-0						
		30	—	-1.50	33.67	27.11	—	1.90	0.27	—	—	"	50-25						
		40	—	-1.56	33.69	27.13	—	1.90	0.27	—	7.88	"	100-50						
		50	—	-1.56	33.69	27.13	—	1.90	0.27	—	—	"	250-100						
		60	—	-1.56	33.69	27.13	—	1.90	0.27	—	7.89	"	500-250						
		80	—	-1.57	33.80	27.22	—	2.00	0.30	—	—	"	750-500						
		100	—	-1.59	33.85	27.26	—	1.90	0.31	—	7.63	"	1000-750						
		150	—	-1.18	33.88	27.28	—	2.00	0.30	—	7.58	N 70 B	111-0		2353	0013	KT		
		200	—	0.62	34.23	27.47	—	2.32	0.00	—	5.65	N 100 B							
		300	—	1.63	34.45	27.58	—	2.62	0.00	—	4.33	N 70 B							
		390	—	1.91	34.56	27.65	—	2.62	0.00	—	3.98	N 100 B							
		570 ²	573	2.00	34.66	27.72	—	2.57	—	—	3.76	N 100 H							
		760 ²	—	2.01	34.71	27.77	—	2.49	—	—	3.95								
		950 ²	—	1.93	34.73	27.78	—	2.38	—	—	4.00								
		1430 ²	—	1.68	34.76	27.82	—	2.38	—	—	4.19								
		1900 ²	1906	1.13	34.75	27.86	—	2.45	—	—	4.23								
		2460 ¹	2456	0.72	34.71	27.86	—	2.51	—	—	4.30								
		2970 ¹	—	0.42	34.69	27.85	—	2.43	—	—	4.35								
3480 ¹	—	0.17	34.67	27.85	—	2.53	—	—	4.47										
3980 ¹	3979	-0.01	34.67	27.86	—	2.66	—	—	4.36										
1629	1	0	—	-0.68	33.69	27.10	—	—	—	—	—	NHP	50-0	0900					
													N 50 V	100-0	—	0916			
													N 100 H	0-5	1000	1015			
													N 70 B	119-0	1000	1020	KT		
													N 100 B						
												TYFB	350-220	1000	1045	DGP			
1630	2	0	—	-1.11	33.64	27.08	—	—	—	—	—	NHP	50-0	2008					
													N 50 V	100-0	—	2022			
													N 100 H	0-5	2040	2118			
													N 70 B	114-0	2045	2105	KT		
													N 100 B						
														N 70 B	360-250	2045	2115	DGP	
														N 100 B					
												N 100 H							
												N 100 H	0	2130	2200				
												N 100 H	5	2205	2235	A			
1631	2	0	—	-1.22	33.62	27.07	—	—	—	—	—	NHP	50-0	0903					
													N 50 V	100-0	—	0922			
													N 70 B	128-0	0953	1013	KT		
													N 100 B						
														N 100 H	0-5	0953	1033		
												TYFB	200 0	0953	1033	DGP			
1632	3	0	—	-1.40	33.69	27.12	—	1.96	0.23	—	7.80	NHP	50-0	2019					
		10	—	-1.40	33.69	27.12	—	1.96	0.23	—	—	N 50 V	100-0						
		20	—	-1.40	33.69	27.12	—	1.92	0.22	—	7.81	N 70 V	25-0						
		30	—	-1.45	33.70	27.14	—	1.88	0.22	—	—	"	50-25						
		40	—	-1.69	33.79	27.22	—	1.94	0.22	—	7.58	"	100-50						
		50	—	-1.78	33.86	27.26	—	1.96	0.23	—	—	"	250-100						
		60	—	-1.79	33.86	27.27	—	2.09	0.23	—	7.39	"	500-250						
		80	—	-1.77	33.88	27.29	—	2.13	0.26	—	—	"	750-500						
		100	—	-1.37	33.96	27.34	—	2.24	0.24	—	6.88	"	1000-750						
		150	—	0.52	34.33	27.55	—	2.43	0.00	—	5.12	N 100 H	0	2155	2210	Streamed over stern while working vertical nets			
		200	—	1.42	34.46	27.60	—	2.49	0.00	—	4.33								
		300	—	1.85	34.59	27.68	—	2.51	0.00	—	4.09	N 70 B	112-0	2236	2256	KT			
		400	—	2.05	34.67	27.72	—	2.51	0.00	—	3.87	N 100 B							

Station	Position	Date	Hour	Sounding (metres)	WIND		SEA		Weather	Barometer (millibars)	Air Temp. °C.		Remarks
					Direction	Force (knots)	Direction	Force			Dry bulb	Wet bulb	
1632 <i>cont.</i>	57° 04' 5" S, 75° 43' 3" E	1935 28 xi											
1633	56° 35' 7" S, 78° 07' 8" E	29 xi	0900	1984*	W × N	9	W × N	2	b	1010·2	1·6	1·0	mod. av. W swell
1634	56° 44' 8" S, 80° 20' 1" E	29 xi	2048	2884*	N × E	9	N × E	2	bc	1006·3	-1·1	-1·1	mod. av. conf. NW swell
1635	57° 35' 7" S, 82° 49' 2" E	30 xi	0905	3405*	N	14	N	4	omrs	992·8	0·3	0·3	mod. av. N swell
1636	57° 49' 2" S, 84° 23' 9" E	30 xi-1 xii	2000	4440*	WNW	10	WNW	3	osp	989·3	-0·2	-0·2	low conf. NW swell
1637	57° 58' 1" S, 86° 24' 7" E	1 xii	0906	4731*	WNW	8	WNW	2	c	989·2	0·0	-0·4	low av. WNW swell
1638	58° 31' S, 88° 25' 6" E	1 xii	2000	4720*	W × N	13	W × N	3	c	986·5	-0·6	-0·8	low av. NW swell

Station	Age of moon (days)	HYDROLOGICAL OBSERVATIONS										BIOLOGICAL OBSERVATIONS				Remarks			
		Depth (metres)	Depth by thermometer	Temp. °C.	S ‰	σ _t	pH	Mg.—atom m. ³			O ₂ c.c. litre	Gear	Depth (metres)	TIME					
								P	Nitrite N ₂	Si				From	To				
1632 cont.	3	590 ¹	592	2.09	34.73	27.77	—	2.41	—	—	3.84	N 70 B N 100 B N 100 H	330-165	2236	2306	DGP			
		800 ¹	—	1.93	34.76	27.80	—	2.30	—	—	4.08								
		1000 ¹	—	1.80	34.76	27.81	—	2.09	—	—	4.12								
		1500 ¹	—	1.30	34.75	27.85	—	2.28	—	—	4.31	0-5	2236	2308					
		2000 ¹	2003	0.84	34.72	27.85	—	2.41	—	—	4.14								
1633	3	0	—	-1.03	33.87	27.26	—	—	—	—	NHP N 50 V N 70 B N 100 B N 100 H TYFB N 70 B N 70 B	50-0	0908	—	KT DGP KT				
		—	—	—	—	—	—	—	—	—		100-0	—	0921					
		—	—	—	—	—	—	—	—	—		107-0	1021	1041					
		—	—	—	—	—	—	—	—	—		0-5	1021	1100					
		—	—	—	—	—	—	—	—	—		1100-875	1021	1121					
1634	4	0	—	-0.52	34.06	27.39	—	—	—	—	NHP N 50 V N 70 B N 100 B N 100 H	50-0	2054	—	KT				
		—	—	—	—	—	—	—	—	—		100-0	—	2125					
		—	—	—	—	—	—	—	—	—		123-0	2135	2158					
		—	—	—	—	—	—	—	—	—		0-5	2138	2200					
1635	4	0	—	-0.80	34.14	27.48	—	—	—	—	NHP N 50 V N 70 B N 100 B TYFB	50-0	0909	—	KT DGP				
		—	—	—	—	—	—	—	—	—		100-0	—	0921					
		—	—	—	—	—	—	—	—	—		105-0	1005	1025					
		—	—	—	—	—	—	—	—	—		460-320	1005	1055					
1636	5	0	—	-0.69	33.87	27.25	—	1.63	0.22	—	7.73	NHP N 50 V N 70 V " " " " " " " " N 100 H N 70 B N 100 B N 100 B N 100 H	50-0	2007	—	Net streamed over stern for one hour while working vertical nets KT DGP DGP			
		10	—	-0.69	33.87	27.25	—	1.63	0.23	—	—		100-0	—	—				
		20	—	-0.70	33.87	27.25	—	1.63	0.21	—	7.74		25-0	—	—				
		30	—	-0.83	33.87	27.26	—	1.63	0.21	—	—		50-25	—	—				
		40	—	-0.95	33.97	27.34	—	1.82	0.16	—	7.67		100-50	—	—				
		50	—	-0.99	33.98	27.35	—	1.84	0.16	—	—		250-100	—	—				
		60	—	-1.00	34.01	27.37	—	1.92	0.15	—	7.55		500-250	—	—				
		80	—	-1.04	34.05	27.40	—	1.96	0.17	—	—		750-500	—	—				
		100	—	-1.08	34.13	27.47	—	2.13	0.16	—	7.06		1000-750	—	2200				
		150	—	-0.11	34.34	27.61	—	2.32	0.06	—	5.64		0-5	—	—				
		200	—	0.71	34.50	27.68	—	2.47	0.00	—	4.97		—	—	—				
		300	—	1.43	34.62	27.74	—	2.49	0.00	—	4.44		121-0	2343	0003		KT		
		400	—	1.84	34.68	27.75	—	2.38	0.00	—	4.10								
		590 ²	587	1.81	34.74	27.80	—	2.34	—	—	4.12								
		790 ²	—	1.64	34.76	27.83	—	2.22	—	—	4.21		380-150	2343	0013		DGP		
		990 ²	—	1.46	34.75	27.84	—	2.36	—	—	4.31								
		1490 ²	1490	0.97	34.71	27.84	—	2.40	—	—	4.26								
1990 ¹	1989	0.61	34.70	27.85	—	2.43	—	—	4.23	0-5	2035	2100	KT						
2490 ¹	—	0.18	34.68	27.86	—	2.45	—	—	4.52										
2980 ¹	—	0.11	34.68	27.86	—	2.34	—	—	4.63										
3480 ¹	—	-0.03	34.68	27.87	—	2.45	—	—	4.75										
3970 ¹	3968	-0.05	34.68	27.87	—	2.45	—	—	4.67										
1637	5	0	—	-0.78	33.87	27.25	—	—	—					—	NHP N 50 V N 70 B N 100 B TYFB N 70 H N 100 H	50-0	0925	—	-5 hours KT DGP
		—	—	—	—	—	—	—	—					—		100-0	—	0935	
		—	—	—	—	—	—	—	—	—	112-0	1012	1032						
		—	—	—	—	—	—	—	—	—	210-0	1012	1053						
		—	—	—	—	—	—	—	—	—	30(-4)	1130	1200						
1638	6	0	—	-1.10	33.73	27.15	—	—	—	—	NHP N 50 V N 100 H N 100 B	50-0	2010	—	KT				
		—	—	—	—	—	—	—	—	—		100-0	—	2025					
		—	—	—	—	—	—	—	—	—		0-5	2035	2100					
		—	—	—	—	—	—	—	—	—		146-0	2037	2057					

Station	Position	Date	Hour	Sounding (metres)	WIND		SEA		Weather	Barometer (millibars)	Air Temp. °C.		Remarks
					Direction	Force (knots)	Direction	Force			Dry bulb	Wet bulb	
1639	58° 35' S, 92° 06.2' E	1935 2 xii	0935	4572*	SW × S	7	SW × S	2	c	982.0	0.3	0.0	low av. SW swell
1640	59° 50.2' S, 93° 31.7' E	3 xii	0007	4625*	S	4	S	1	c	981.3	-3.9	-4.4	low av. conf. SW swell
1641	59° 06.4' S, 94° 23.4' E	3 xii	0932	4594*	E × N	3-4	E × N	2	c	981.3	-2.8	-2.8	low long conf. swell
1642	58° 53.3' S, 95° 49' E	3 xii	2000	4404*	SSE	10	SSE	2	c	979.1	-1.7	-1.7	low av. conf. SE swell
1643	59° 46.6' S, 97° 59.2' E	4 xii	0832	4568*	SE	17	SE	4	om	978.5	-1.6	-1.7	mod. long SE swell
1644	78° 24.8' S, 164° 10.3' W (Bay of Whales)	1936 16 i	1045	669*	S	5	S	0	csp	997.8	-5.3	-5.3	no swell
			1600	—	S	3	S	0	c	997.8	-5.3	-5.3	„
1645	77° 43.3' S, 166° 18.2' W	17 i	1300	475* 651*	SSE	11	SSE	3	osp	992.6	-5.6	-5.6	low av. SSE swell
1646	77° 04.2' S, 168° 17.1' W	17 i	2100	534*	SSE	10	SSE	3	osp	990.7	-5.0	-5.0	low long SSE swell

Station	Age of moon (days)	HYDROLOGICAL OBSERVATIONS										BIOLOGICAL OBSERVATIONS				Remarks
		Depth (metres)	Depth by thermometer	Temp. °C.	S ‰	σ _t	pH	Mg.—atom m. ³			O ₂ c.c. litre	Gear	Depth (metres)	TIME		
								P	Nitrite N ₂	Si				From	To	
1639	6	0	—	-0.58	33.91	27.28	—	—	—	—	—	NHP	50-0	0935		
												N 50 V	100-0	—	0955	
												N 70 B				
												N 100 B	137-0	1122	1142	KT
												N 70 B TYFB	2400-1150	1122	1312	DGP
1640	7	0	—	-1.30	33.79	27.21	—	—	—	—	—	NHP	50-0	0012		
												N 50 V	100-0	—	0034	
												N 100 H	0-5	0038	0105	A
												N 70 B				
												N 100 B	119-0	0041	0101	KT
1641	7	0	—	-1.10	33.80	27.21	—	—	—	—	—	N 100 B	0-5	0110	0140	B
												N 70 H	3-4	0940	1000	A
												N 100 H	10-15			
												N 70 H	3-4	1005	1025	B
												N 100 H	10-15			
1642	8	0	—	-1.13	33.91	27.30	—	—	—	—	—	N 70 H	84	1035	1055	KT
												N 100 H	115	1105	1125	KT
												N 70 H	64	1135	1155	KT
												N 100 H	0-2	1135	1155	C
												NHP	50-0	2008		
1643	8	0	—	-1.21	33.87	27.26	—	—	—	—	—	N 50 V	100-0	—	2022	
												N 100 H	0-5	2035	2105	
												N 70 B	158-0	2039	2059	KT
												N 100 B				
												NHP	50-0	0834	0840	
1644	22	0	—	-0.48	34.13	27.44	8.36	0.89	0.12	—	9.05	NHP	50-0	1052		+ 12 hours
		10	—	-0.53	34.13	27.45	8.36	0.89	0.12	—	—	N 50 V	100-0			
		20	—	-0.53	34.13	27.45	8.36	0.86	0.11	—	9.07	N 70 V	500-250			
		30	—	-0.44	34.14	27.45	8.36	0.87	0.13	—	—	"	250-100			
		40	—	-0.38	34.14	27.46	8.35	0.86	0.12	—	8.97	"	100-50			
		50	—	-0.28	34.15	27.46	8.35	0.87	0.11	—	—	"	50-25			
		60	—	-0.38	34.16	27.47	8.35	0.87	0.11	—	8.69	"	25-0		1200	
		80	—	-0.78	34.17	27.50	8.32	0.91	0.09	—	—	N 70 B				
		100	—	-0.55	34.22	27.52	8.31	0.89	0.09	—	8.56	N 100 B	182-0	1355	1415	KT
		150	—	-1.18	34.24	27.57	8.21	1.29	0.09	—	7.61	N 100 H	0-5	1408	1428	
		200	—	-1.39	34.32	27.64	8.16	1.37	0.08	—	7.23	DC	645	1430	1503	
		300	—	-1.81	34.42	27.72	8.11	1.63	0.07	—	6.45	BNR	626	1510	1605	
		390	—	-1.84	34.49	27.78	8.12	1.69	0.06	—	6.40	N 70 H	0	1650	1655	Streamed over side of ship
		590 ¹	585	-1.85	34.55	27.84	8.11	1.84	0.04	—	6.05	STN	645			
		1645	23	0	—	0.01	34.24	27.52	8.24	0.89	0.09	—	7.85	NHP	50-0	1335
10	—			0.01	34.24	27.52	8.24	0.89	0.09	—	—	N 50 V	100-0			
20	—			-0.01	34.24	27.52	8.23	0.89	0.09	—	7.84	N 70 V	400-250			
30	—			-0.07	34.25	27.52	8.22	0.93	0.09	—	—	"	250-100			
40	—			-1.13	34.32	27.63	8.15	1.41	0.04	—	7.19	"	100-50			
50	—			-1.52	34.32	27.64	8.08	1.50	0.05	—	—	"	50-25			
60	—			-1.59	34.36	27.67	8.05	1.54	0.06	—	6.31	"	25-0		1440	
80	—			-1.57	34.40	27.70	8.05	1.69	0.06	—	—	N 70 B	84-0	1512	1532	KT
100	—			-1.67	34.41	27.71	8.05	1.69	0.06	—	6.34	N 100 B				
150	—			-1.63	34.46	27.75	8.05	1.75	0.07	—	6.19	N 100 H	0-5	1512	1540	
1646	24	0	—	-0.25	34.22	27.50	8.23	1.14	0.08	—	7.81	NHP	50-0	2109		
		10	—	-0.27	34.22	27.50	8.23	0.95	0.08	—	—	N 50 V	100-0			
		20	—	-0.29	34.23	27.51	8.23	0.95	0.08	—	7.79	N 70 V	500-250			
												N 70 B	250-130	1512	1542	DGP
												DC	475	1545	1616	

Station	Position	Date	Hour	Sounding (metres)	WIND		SEA		Weather	Barometer (millibars)	Air Temp. °C.		Remarks
					Direction	Force (knots)	Direction	Force			Dry bulb	Wet bulb	
1646 <i>cont.</i>	77° 04' 2" S, 168° 17' 1" W	1936 17 i											
1647	77° 43' 8" S, 171° 31' 1" W	18 i	0700	420*	SSE	12	SSE	3	c	990.8	-5.8	-6.1	low long SSE swell
1648	78° 18' S, 174° 24' W	18 i	1500	600 550*	SSE	9-14	SSE	2	bc	991.3	-10.0	-10.5	no swell
1649	78° 24' 8" S, 164° 10' 3" W (Bay of Whales)	21 i	1330	695*	E × S	5	E × S	0	c	989.5	1.1	-0.2	no swell
1650	78° 14' 1" S, 168° 21' 2" W	22 i	0800	565*	SE × S	5	SE × S	2	bc	992.1	0.0	-0.3	no swell
1651	77° 04' 3" S, 176° 26' 1" W	22 i	2000	594* 612*	S × E	5	S × E	2	c	994.7	0.6	-0.1	no swell
1652	75° 56' 2" S, 178° 35' 5" W	23 i	0600	565* 603*	S × E	9	S × E	2	osp	996.5	-0.3	0.9	low av. SW swell

Station	Age of moon (days)	HYDROLOGICAL OBSERVATIONS										BIOLOGICAL OBSERVATIONS				Remarks
		Depth (metres)	Depth by thermometer	Temp. °C.	S ‰	σ _t	pH	Mg.—atom m. ³			O ₂ c.c. litre	Gear	Depth (metres)	TIME		
								P	Nitrite N ₂	Si				From	To	
1646 cont.	24	30	—	-0.69	34.23	27.54	8.20	1.22	0.05	—	—	N 70 V	250-100			
		40	—	-1.43	34.30	27.62	8.14	1.43	0.02	—	6.97	,,	100-50			
		50	—	-1.69	34.32	27.64	8.09	1.77	0.04	—	—	,,	50-25			
		60	—	-1.69	34.32	27.64	8.07	1.81	0.07	—	6.38	,,	25-0	—	2215	
		80	—	-1.65	34.33	27.64	8.05	1.98	0.08	—	—	N 70 B	108-0	2300	2320	KT
		100	—	-1.60	34.34	27.66	8.05	1.98	0.08	—	6.21	N 100 B				
		150	—	-1.42	34.40	27.70	8.05	1.98	0.10	—	6.06	N 70 B	290-150	2300	2330	DGP
		200	—	-1.27	34.44	27.73	8.04	1.98	0.01	—	5.94	N 100 B				
		300	—	-1.09	34.50	27.77	8.04	2.00	0.00	—	5.81	N 100 H	0-5	2300	2330	
		400	—	-1.22	34.53	27.80	8.04	2.00	0.01	—	5.78	DC	534	2335	0007	
500	—	-1.84	34.58	27.86	8.04	2.00	0.01	—	6.06							
1647	24	0	—	0.23	34.42	27.64	8.26	1.01	0.12	—	7.96	NHP	50-0	0707		
		10	—	0.26	34.42	27.64	8.26	1.10	0.11	—	—	N 50 V	100-0			
		20	—	0.21	34.42	27.64	8.26	1.05	0.11	—	7.97	N 70 V	25-0			
		30	—	-1.13	34.42	27.70	8.15	1.81	0.07	—	—	,,	50-25			
		40	—	-1.45	34.42	27.71	8.13	1.96	0.07	—	6.84	,,	100-50			
		50	—	-1.27	34.43	27.71	8.14	1.86	0.06	—	—	,,	250-100	—	0745	
		60	—	-1.43	34.43	27.72	8.10	2.00	0.06	—	6.62	N 100 H	0-5	0848	0918	
		80	—	-1.30	34.47	27.75	8.12	2.01	0.06	—	—	N 70 B	84-0	0850	0910	KT
		100	—	-1.40	34.47	27.76	8.07	2.19	0.07	—	6.41	N 100 B				
		150	—	-1.31	34.51	27.79	8.04	2.24	0.06	—	6.03	N 70 B	240-150	0850	0920	DGP
200	—	-1.18	34.54	27.81	8.01	2.26	0.04	—	5.86	N 100 B						
300	—	-1.37	34.56	27.83	8.02	2.30	0.00	—	5.85	DC	420	0947	1007			
400	—	-1.85	34.57	27.85	8.02	2.34	0.02	—	6.07							
1648	24	0	—	-0.08	34.39	27.64	8.24	1.05	0.15	—	7.93	NHP	50-0	1510		Lucas sounding
		10	—	-0.05	34.40	27.64	8.23	1.08	0.14	—	—	N 50 V	100-0			
		20	—	-0.12	34.40	27.65	8.23	1.18	0.14	—	8.06	N 70 V	25-0			
		30	—	-0.36	34.40	27.66	8.24	1.12	0.14	—	—	,,	50-25			
		40	—	-0.66	34.40	27.67	8.20	1.24	0.11	—	7.80	,,	100-50			
		50	—	-0.91	34.40	27.68	8.17	1.48	0.10	—	—	,,	250-100			
		60	—	-1.12	34.40	27.69	8.16	1.63	0.10	—	7.14	,,	500-250	—	1612	
		80	—	-1.50	34.40	27.70	8.05	2.07	0.10	—	—	N 70 B	84-0	1728	1748	KT
		100	—	-1.51	34.40	27.70	8.05	2.07	0.10	—	6.32	N 100 B				
		150	—	-1.51	34.45	27.74	8.07	1.96	0.09	—	6.54	N 70 B	300-150	1728	1758	DGP
200	—	-1.46	34.49	27.77	8.05	2.00	0.09	—	6.13	N 100 B						
300	—	-1.26	34.54	27.81	8.05	2.11	0.11	—	5.80	N 100 H	0-5	1732	1802			
400	—	-1.79	34.57	27.85	8.05	2.09	0.08	—	6.15	DLH	550	1823	1853			
550 ¹	553	-1.89	34.83	28.06	8.11	2.19	0.00	—	6.02	STN	550					
1649	27	—	—	—	—	—	—	—	—	—	—	DLH	695	1347	1417	
		—	—	—	—	—	—	—	—	—	—	—	DLH	695	1438	1512
1650	28	—	—	—	—	—	—	—	—	—	—	DC	565	0815	0840	
1651	29	0	—	-0.20	34.14	27.45	8.25	0.97	0.06	—	7.92	NHP	50-0	2008		
		10	—	-0.38	34.23	27.53	8.25	0.89	0.06	—	—	N 50 V	100-0			
		20	—	-0.82	34.40	27.68	8.23	1.05	0.06	—	7.59	N 70 V	500-250			
		30	—	-0.62	34.42	27.68	8.30	0.99	0.05	—	—	,,	250-100			
		40	—	-1.09	34.42	27.70	8.19	1.25	0.05	—	7.27	,,	100-50			
		50	—	-1.22	34.42	27.70	8.12	1.56	0.07	—	—	,,	50-25			
		60	—	-1.38	34.43	27.72	8.10	1.63	0.06	—	6.58	,,	25-0	—	2135	
		80	—	-1.40	34.49	27.77	8.06	1.63	0.06	—	—	N 70 B	110-0	2148	2208	KT
		100	—	-1.28	34.49	27.76	8.06	1.73	0.07	—	5.92	N 100 B				
		150	—	-0.78	34.52	27.78	8.03	1.62	0.05	—	5.45	N 70 B	302-110	2148	2218	DGP
200	—	-1.23	34.53	27.80	8.04	1.67	0.08	—	5.73	N 100 B						
300	—	-1.80	34.55	27.84	8.05	1.67	0.08	—	6.08	N 100 H	0-5	2150	2210			
400	—	-1.97	34.63	27.90	8.05	1.69	0.03	—	6.08	DC	594	2220	2250			
550 ¹	559	-1.97	34.80	28.05	8.13	1.75	0.00	—	—							
570 ²	566	-1.91	34.84	28.07	8.12	1.88	0.00	—	5.96							
1652	29	0	—	-0.61	34.07	27.41	8.27	1.10	0.04	—	8.10	NHP	50-0	0615		
		10	—	-0.67	34.08	27.42	8.27	1.14	0.04	—	—	N 50 V	100-0			
		20	—	-0.49	34.12	27.44	8.28	1.10	0.04	—	8.22	N 70 V	500-250			
		30	—	-0.67	34.23	27.54	8.26	1.16	0.03	—	—	,,	250-100			

Station	Position	Date	Hour	Sounding (metres)	WIND		SEA		Weather	Barometer (millibars)	Air Temp. °C.		Remarks
					Direction	Force (knots)	Direction	Force			Dry bulb	Wet bulb	
1652 <i>cont.</i>	75° 56.2' S, 178° 35.5' W	1936 23 i											
1653	74° 55' S, 179° 49.1' E	23 i	1640	485*	SE × E	5	SE × E	2	o	999.9	0.0	-0.6	low av. SE swell
1654	75° 43.6' S, 176° 59.4' E	25 i	0130	488*	Lt airs	2	—	1	o	1003.1	-0.5	-0.6	low av. S swell
1655	76° 35.9' S, 173° 54' E	25 i	1015	480*	SSE	5	SSE	2	osp	1004.8	0.3	0.0	low av. S swell
1656	77° 12.8' S, 170° 05.3' E	25 i	1950	825*	S × W	4	S × W	2	bc	1006.8	-0.6	-0.6	no swell

Station	Age of moon (days)	HYDROLOGICAL OBSERVATIONS										BIOLOGICAL OBSERVATIONS				Remarks	
		Depth (metres)	Depth by thermometer	Temp. °C.	S	σ _t	pH	Mg.—atom m. ³			O ₂ c.c. litre	Gear	Depth (metres)	TIME			
								P	Nitrite N ₂	Si				From	To		
1652 cont.	29	40	—	-0.95	34.33	27.62	8.20	1.48	0.04	—	7.40	N 70 V	100-50				
		50	—	-1.42	34.36	27.67	8.05	1.79	0.06	—	—	"	50-25				
		60	—	-1.28	34.42	27.70	8.04	2.00	0.05	—	6.00	"	25-0		0725		
		80	—	-1.07	34.48	27.76	8.08	1.90	0.07	—	—	N 70 B					
		100	—	-1.01	34.51	27.78	8.07	2.00	0.08	—	5.92	N 100 B	106-0	0825	0845	KT	
		150	—	-1.09	34.54	27.81	8.03	2.05	0.09	—	5.62	N 70 B					
		200	—	-1.51	34.57	27.84	8.03	2.07	0.06	—	5.83	N 100 B	310-160	0825	0855	DGP	
		300	—	-1.87	34.59	27.87	8.04	2.07	0.10	—	6.09	N 100 H	0-5	0825	0900		
		400	—	-1.98	34.70	27.96	8.04	2.09	0.01	—	6.11	DC	567	0900	0935		
		540 ¹	541	-1.90	34.85	28.07	8.13	2.11	0.01	—	6.09	DRR STN	567 576	0958	1028		
1653	30	0	—	-0.81	33.91	27.29	8.19	1.39	—	59.5	7.65	NHP	50-0		1636		
		10	—	-0.81	33.94	27.31	8.19	1.33	—	57.8	—	N 50 V	100-0				
		20	—	-0.93	33.94	27.31	8.19	1.33	—	57.8	7.65	N 70 V	250-100				
		30	—	-0.99	33.94	27.31	8.19	1.35	—	57.8	—	"	100-50				
		40	—	-1.37	34.22	27.55	8.13	1.62	—	61.2	6.61	"	50-25				
		50	—	-1.39	34.32	27.64	8.10	1.69	—	64.0	—	"	25-0		1730		
		60	—	-1.20	34.42	27.70	8.09	1.75	—	68.2	5.92	N 70 B					
		80	—	-0.77	34.50	27.76	8.04	2.01	—	71.8	—	N 100 B	67-0	1808	1828	KT	
		100	—	-0.52	34.55	27.80	8.03	2.09	—	77.1	5.17	N 70 B					
		150	—	-0.50	34.58	27.82	8.02	2.15	—	78.5	5.13	N 100 B	250-150	1808	1838	DGP	
		200	—	-0.89	34.58	27.83	8.02	2.11	—	77.1	5.37	N 100 H	0-5	1807	1845		
		300	—	-1.27	34.59	27.85	8.03	2.01	—	77.1	5.58	DC	485	1905	1930		
		400	—	-1.67	34.67	27.93	8.04	1.98	—	75.7	5.90	STN	460				
440 ¹	442	-1.83	34.70	27.96	8.13	1.98	—	75.7	5.84								
1654	0	0	—	-0.13	34.33	27.59	8.30	1.03	—	57.8	7.86	NHP	50-0		0135	- 12 hours	
		10	—	-0.17	34.33	27.59	8.30	1.01	—	60.3	—	N 50 V	100-0				
		20	—	-0.29	34.39	27.66	8.31	1.03	—	65.0	7.94	N 70 V	25-0				
		30	—	-0.56	34.43	27.70	8.29	1.08	—	69.4	—	"	50-25				
		40	—	-0.79	34.46	27.73	8.19	1.62	—	70.5	6.23	"	100-50				
		50	—	-0.79	34.46	27.73	8.06	1.94	—	77.1	—	"	250-100				
		60	—	-0.59	34.50	27.75	8.04	1.94	—	80.1	5.13	"	450-250		0235		
		80	—	-0.48	34.58	27.81	8.03	1.94	—	81.6	—	N 70 B					
		100	—	-0.51	34.58	27.82	8.02	1.98	—	81.6	5.09	N 100 B	73-0	0255	0315	KT	
		150	—	-1.09	34.58	27.84	8.04	2.00	—	81.6	5.47	N 70 B					
		200	—	-1.18	34.58	27.84	8.04	2.05	—	81.6	5.50	N 100 B	276-122	0255	0325	DGP	
300	—	-1.12	34.61	27.86	8.04	2.05	—	81.6	5.52	N 100 H	0-5	0255	0325				
400	—	-1.53	34.66	27.91	8.04	2.01	—	80.1	5.80	DC	482	0330	0405				
430 ¹	—	-1.75	34.69	27.94	8.06	2.07	—	80.1	5.84								
1655	I	0	—	-0.06	34.31	27.57	8.25	0.99	0.21	—	7.95	NHP	50-0		1015		
		10	—	-0.12	34.33	27.59	8.25	0.97	0.19	—	—	N 50 V	100-0				
		20	—	-0.21	34.33	27.59	8.24	0.99	0.18	—	7.86	N 70 V	400-250				
		30	—	-0.27	34.33	27.59	8.24	0.99	0.16	—	—	"	250-100				
		40	—	-0.61	34.42	27.68	8.25	1.12	0.11	—	7.67	"	100-50				
		50	—	-0.75	34.44	27.72	8.25	1.22	0.10	—	—	"	50-25				
		60	—	-1.04	34.49	27.76	8.12	1.86	0.13	—	6.18	"	25-0		1125		
		80	—	-1.03	34.56	27.82	8.02	2.22	0.21	—	—	N 70 B					
		100	—	-1.30	34.57	27.84	8.03	2.17	0.15	—	5.48	N 100 B	100-0	1142	1202	KT	
		150	—	-1.18	34.59	27.85	8.04	2.11	0.11	—	5.46	N 70 B					
200	—	-1.76	34.61	27.89	8.05	2.00	0.14	—	6.01	N 100 B	310-122	1142	1212	DGP			
300	—	-1.88	34.72	27.97	8.06	2.09	0.01	—	5.98	DC	480	1220	1250				
400	—	-1.93	34.79	28.03	8.06	2.11	0.00	—	6.08								
450 ¹	446	-1.89	34.84	28.07	8.16	2.13	0.00	—	5.96								
1656	I	0	—	-0.49	34.45	27.70	8.32	0.91	0.09	—	7.86						
		10	—	-0.53	34.45	27.71	8.32	0.91	0.09	—	—						
		20	—	-0.58	34.46	27.72	8.32	0.91	0.09	—	7.78						
		30	—	-0.59	34.46	27.72	8.32	0.95	0.09	—	—						
		40	—	-0.65	34.46	27.72	8.32	0.97	0.09	—	7.71						
		50	—	-0.70	34.49	27.74	8.31	1.01	0.09	—	—						
		60	—	-1.39	34.50	27.78	8.14	1.50	0.11	—	6.37						
		80	—	-1.73	34.52	27.81	8.05	1.94	0.16	—	—						
100	—	-1.79	34.52	27.81	8.05	1.86	0.17	—	6.05								
150	—	-1.77	34.59	27.87	8.05	1.79	0.15	—	5.99								

Station	Position	Date	Hour	Sounding (metres)	WIND		SEA		Weather	Barometer (millibars)	Air Temp. °C.		Remarks
					Direction	Force (knots)	Direction	Force			Dry bulb	Wet bulb	
1656 <i>cont.</i>	77° 12'8" S, 170° 05'3" E	1936 25 i											
1657	77° 28' S, 169° 40' E Cape Crozier, Adelie Penguin Rookery	26 i	0015	—	—	0	—	—	b	1006.4	-2.2	-2.2	
1658	76° 09'6" S, 168° 40' E Off Franklin Island	26 i	1152	530*	—	0	—	1	bc	1005.9	1.0	0.5	ill-defined
1659	75° 43'9" S, 173° 10'6" E	26 i	2000	512*	W × N	3	W × N	1	c	1003.0	0.3	-0.3	no swell
1660	74° 46'4" S, 178° 23'4" E	27 i	0900	351*	N × W	4	N × W	2	csp	998.5	-0.3	-0.6	ill-defined
1661	73° 39'8" S, 178° 53'5" E	27 i	2000	317*	N	5	N	2	os	995.6	-1.2	-1.2	ill-defined
1662	72° 57'4" S, 177° 40'6" E	28 i	1943	1180*	E × N	5	E × N	2	c	994.6	-0.6	-0.6	no swell

Station	Age of moon (days)	HYDROLOGICAL OBSERVATIONS										BIOLOGICAL OBSERVATIONS				Remarks
		Depth (metres)	Depth by thermometer	Temp. °C.	S ‰	σ _t	pH	Mg.—atom m. ³			O ₂ c.c. litre	Gear	Depth (metres)	TIME		
								P	Nitrite N ₂	Si				From	To	
1656 <i>cont.</i>	I	200	—	-1.88	34.62	27.90	8.06	1.86	0.17	—	6.15					
		300	—	-1.89	34.70	27.95	8.06	1.82	0.18	—	6.13					
		400	—	-1.94	34.77	28.01	8.06	1.86	0.02	—	6.14					
		500 ²	—	-1.86	34.83	28.06	8.21	1.86	0.03	—	5.94					
		600 ²	—	-1.64	34.84	28.07	8.23	1.90	0.02	—	6.06					
		650 ²	641	-1.86	34.84	28.07	8.21	1.90	0.00	—	5.88					
		700 ¹	—	-1.87	34.85	28.07	8.24	1.90	0.02	—	6.04					
		750 ¹	744	-1.90	34.85	28.07	8.18	1.94	0.00	—	6.06					
800 ¹	803	-1.91	34.87	28.09	8.18	1.77	0.01	—	6.16							
1657	I	—	—	—	—	—	—	—	—	—	Sh.Coll.					
1658	2	—	—	—	—	—	—	—	—	—	N 100 H DC DRR	0-5 520 520	1200 1200 1235	1220 1230 1330		
1659	2	0	—	0.01	34.24	27.52	8.23	1.01	0.18	—	7.93	NHP	50-0	2011		
		10	—	-0.01	34.24	27.52	8.22	1.03	0.18	—	—	N 50 V	100-0			
		20	—	-0.16	34.24	27.53	8.21	1.01	0.17	—	7.88	N 70 V	25-0			
		30	—	-0.18	34.24	27.53	8.21	1.03	0.16	—	—	"	50-25			
		40	—	-0.34	34.31	27.59	8.21	1.24	0.15	—	7.67	"	100-50			
		50	—	-0.77	34.41	27.69	8.21	1.29	0.11	—	—	"	250-100			
		60	—	-0.78	34.46	27.73	8.21	1.35	0.10	—	7.19	"	400-250	—	2100	
		80	—	-0.88	34.52	27.78	8.03	2.07	0.21	—	—	N 70 B				
		100	—	-0.89	34.55	27.81	8.02	2.19	0.15	—	5.27	N 100 B	100-0	2120	2140	KT
		150	—	-1.16	34.58	27.84	8.02	2.11	0.14	—	5.49	N 70 B				
		200	—	-1.57	34.61	27.88	8.02	2.00	0.10	—	5.72	N 100 B	260-170	2120	2150	DGP
300	—	-1.92	34.79	28.03	8.04	2.05	0.00	—	6.10	N 100 H	0-5	2120	2150			
400	—	-1.91	34.85	28.07	8.03	2.13	0.00	—	6.12	DC	512	2155	2230			
480 ¹	—	-1.82	34.86	28.08	8.08	1.92	0.01	—	6.06							
1660	3	0	—	-0.09	34.18	27.48	8.18	1.27	0.15	—	7.74	NHP	50-0	0910		
		10	—	-0.10	34.18	27.48	8.18	1.27	0.14	—	—	N 50 V	100-0			
		20	—	-0.29	34.20	27.49	8.19	1.24	0.16	—	7.83	N 70 V	25-0			
		30	—	-0.49	34.23	27.53	8.18	1.37	0.15	—	—	"	50-25			
		40	—	-0.77	34.32	27.62	8.16	1.44	0.11	—	7.03	"	100-50			
		50	—	-1.07	34.40	27.69	8.11	1.94	0.12	—	—	"	250-100	—	0945	
		60	—	-1.08	34.51	27.78	8.06	2.15	0.15	—	5.69	N 70 B				
		80	—	-0.16	34.63	27.84	7.99	2.19	0.16	—	—	N 100 B	175-0	1012	1032	KT
		100	—	-0.18	34.64	27.85	7.99	2.34	0.09	—	4.87	N 100 H	0-5	1020	1050	
		150	—	-0.48	34.64	27.86	8.00	2.28	0.01	—	5.06	DC	351	1036	1105	
		200	—	-0.36	34.65	27.86	8.00	2.28	0.00	—	5.04	OTL				
300	—	-0.52	34.67	27.89	8.01	2.24	0.00	—	5.12	N 7-T	351	1140	1200			
345	—	-0.56	34.67	27.89	8.01	2.26	0.00	—	5.13	N 4-T						
1661	3	0	—	-0.79	33.69	27.11	8.15	1.79	0.21	—	7.71					
		10	—	-0.79	33.69	27.11	8.14	1.71	0.21	—	—					
		20	—	-0.98	33.74	27.15	8.14	1.71	0.21	—	7.66					
		30	—	-1.16	33.76	27.18	8.14	1.81	0.19	—	—					
		40	—	-1.27	33.82	27.23	8.14	1.77	0.18	—	7.53					
		50	—	-1.39	34.08	27.45	8.13	1.88	0.11	—	—					
		60	—	-1.29	34.26	27.58	8.11	1.88	0.09	—	6.59					
		80	—	-1.17	34.40	27.69	8.05	2.13	0.09	—	—					
		100	—	-0.78	34.52	27.78	8.02	2.15	0.17	—	5.32					
		125	—	-0.49	34.58	27.81	—	—	0.20	—	—					
		150	—	-0.02	34.64	27.84	8.00	2.15	0.00	—	4.85					
160	—	-0.07	34.64	27.84	—	—	0.00	—	—							
200	—	-0.67	34.65	27.87	8.02	2.17	0.00	—	5.21							
300	—	-0.63	34.66	27.88	8.02	2.19	0.00	—	5.21							
1662	4	0	—	-1.00	34.02	27.38	8.13	1.54	0.17	—	7.52	NHP	50-0	2045		
		10	—	-1.14	34.02	27.39	8.13	1.58	0.15	—	—	N 50 V	100-0			
		20	—	-1.19	34.02	27.39	8.12	1.50	0.16	—	7.39	N 70 V	1000-700			
		30	—	-1.38	34.12	27.48	8.11	1.50	0.11	—	—	"	750-500			

Station	Position	Date	Hour	Sounding (metres)	WIND		SEA		Weather	Barometer (millibars)	Air Temp. °C.		Remarks
					Direction	Force (knots)	Direction	Force			Dry bulb	Wet bulb	
1662 <i>cont.</i>	72° 57.4' S, 177° 40.6' E	1936 28 i											
1663	72° 05.4' S, 178° 42.3' E	29 i	2000	2130*	SE	4	—	0	o	996.6	-1.7	-1.7	in pack ice
1664	71° 29.8' S, 178° 27.1' E	30 i	1012	1733*	SE × E	3	SE	1	c	995.7	-0.6	-0.8	low long NNW swell
1665	70° 27.1' S, 178° 39.6' E	30 i	2000	3420*	ESE	3	ESE	2	c	992.8	-2.2	-2.7	low av. NW swell
1666	68° 47' S, 178° 16.1' E	31 i	1000	3542*	S × W	3	S × W	2	osp	991.5	-0.6	-1.1	low long conf. E swell
1667	67° 44.9' S, 176° 26.4' E	31 i	2000	3721*	WSW	5	WSW	2	csp	996.9	-1.0	-1.1	low long NE swell

Station	Age of moon (days)	HYDROLOGICAL OBSERVATIONS										BIOLOGICAL OBSERVATIONS				Remarks
		Depth (metres)	Depth by thermometer	Temp. C.	S ‰	σ _t	pH	Mg.—atom m. ³			O ₂ c.c. litre	Gear	Depth (metres)	TIME		
								P	Nitrite N ₂	Si				From	To	
1662 cont.	4	40	—	-1.39	34.19	27.54	8.11	1.75	0.11	—	6.98	N 70 V	500-250			
		50	—	-1.39	34.20	27.54	8.11	1.82	0.10	—	—	"	250-100			
		60	—	-1.23	34.30	27.61	8.10	1.86	0.08	—	6.51	"	100-50			
		80	—	-0.99	34.43	27.71	8.06	1.98	0.07	—	—	"	50-25			
		100	—	-0.77	34.47	27.74	8.05	2.00	0.06	—	5.59	"	25-0		2125	
		150	—	0.15	34.61	28.81	8.03	2.00	0.01	—	4.84	N 100 H	0-5	2142	2212	
		200	—	0.41	34.64	27.82	8.01	2.00	0.01	—	4.68	N 70 B				
		300	—	0.75	34.72	27.86	8.01	2.11	0.00	—	4.44	N 100 B	130-0	2146	2206	KT
		400	—	0.96	34.73	27.85	8.00	2.13	0.00	—	4.29	N 70 B				
		600 ¹	—	0.92	34.74	27.87	8.06	2.05	0.00	—	4.24	N 100 B	480-130	2146	2216	DGP
		800 ¹	—	0.63	34.73	27.87	8.17	2.01	0.00	—	4.26					
1000 ¹	1008	0.21	34.73	27.90	8.11	2.07	0.00	—	4.54							
1100 ¹	—	0.13	34.73	27.90	8.03	2.07	0.00	—	4.78							
1663	5	0	—	-1.10	33.73	27.15	—	—	—	—	NHP	50-0	2004			
1664	6	0	—	-0.91	—	—	—	—	—	—	NHP	50-0	1012			
1665	6	0	—	-0.80	33.67	27.09	8.15	1.10	0.19	—	7.70	NHP	50-0	2015		
		10	—	-0.82	33.69	27.11	8.15	1.14	0.19	—	—	N 50 V	100-0			
		20	—	-0.89	33.69	27.11	8.15	1.16	0.18	—	7.70	N 70 V	1000-750			
		30	—	-1.19	34.05	27.41	8.13	1.24	0.09	—	—	"	750-500			
		40	—	-1.49	34.27	27.60	8.12	1.27	0.06	—	6.88	"	500-250			
		50	—	-1.61	34.33	27.64	8.10	1.37	0.04	—	—	"	250-100			
		60	—	-1.69	34.38	27.70	8.10	1.41	0.04	—	6.33	"	100-50			
		80	—	-1.58	34.45	27.74	8.06	1.37	0.07	—	—	"	50-25			
		100	—	-0.38	34.54	27.78	8.04	1.46	0.06	—	5.28	"	25-0		2145	
		150	—	0.62	34.64	27.81	8.02	1.65	0.01	—	4.57	N 70 B				
		200	—	1.02	34.69	27.82	8.00	1.44	0.00	—	4.29	N 100 B	113-0	2245	2305	KT
		300	—	1.22	34.74	27.85	7.99	1.43	0.00	—	4.16	N 70 B				
		400	—	1.32	34.75	27.85	8.01	1.50	0.00	—	4.13	N 100 B	320-110	2245	2315	DGP
		600 ²	593	1.22	34.75	27.86	8.07	1.50	—	—	4.03	N 100 H	0-5	2245	2315	
800 ²	—	1.12	34.76	27.86	8.12	1.52	—	—	4.12							
1000 ¹	—	1.01	34.76	27.87	8.08	1.54	—	—	4.15							
1500 ¹	—	0.74	34.74	27.88	8.19	1.48	—	—	4.24							
2000 ¹	—	0.52	34.74	27.89	8.20	1.62	—	—	4.36							
2500 ¹	—	0.24	34.73	27.90	8.13	1.54	—	—	4.54							
3000 ¹	3018	0.08	34.73	27.91	8.19	1.58	—	—	4.56							
1666	7	0	—	-0.90	33.73	27.14	—	—	—	—	NHP	50-0	1007			
1667	8	0	—	-0.40	33.92	27.28	8.21	1.22	0.06	—	7.72	NHP	50-0	2009		
		10	—	-0.48	33.92	27.28	8.21	1.22	0.06	—	—	N 50 V	100-0			
		20	—	-0.49	33.92	27.28	8.21	1.24	0.06	—	7.76	N 70 V	1000-700			
		30	—	-0.69	33.96	27.32	8.21	1.25	0.05	—	—	"	750-500			
		40	—	-1.38	34.20	27.54	8.16	1.52	0.04	—	7.27	"	500-250			stray on wire
		50	—	-1.79	34.30	27.63	8.09	1.81	0.10	—	—	"	250-100			
		60	—	-1.79	34.32	27.65	8.10	1.81	0.07	—	6.98	"	100-50			
		80	—	-1.76	34.36	27.68	8.07	1.84	0.09	—	—	"	50-25			
		100	—	-1.82	34.38	27.70	8.07	1.84	0.09	—	6.31	"	25-0		2240	
		150	—	0.00	34.55	27.77	7.99	1.84	0.01	—	5.95	N 70 B				
		200	—	1.15	34.70	27.82	7.99	1.92	0.00	—	4.26	N 100 B	125-0	2301	2321	KT
		300	—	1.14	34.73	27.84	7.99	2.01	0.00	—	4.22	N 70 B				
		390	—	1.10	34.73	27.84	7.99	2.00	0.00	—	4.27	N 100 B	430-180	2301	2331	DGP
580 ²	—	1.10	34.74	27.85	8.06	1.94	—	—	4.17							

Station	Position	Date	Hour	Sounding (metres)	WIND		SEA		Weather	Barometer (millibars)	Air Temp. °C.		Remarks
					Direction	Force (knots)	Direction	Force			Dry bulb	Wet bulb	
1667 <i>cont.</i>	67° 44' 9" S, 176° 26' 4" E	1936 31 i											
1668	66° 02' 5" S, 176° 03' 8" E	1 ii	1000	3683*	SW × W	5	SW × W	2	c	1000·5	1·7	1·4	low long SW swell
1669	66° 04' S, 172° 23' E	1 ii	2000	3242*	W × N	7	W × N	3	c	1000·8	0·9	0·3	low long conf. SW swell
1670	65° 59' 4" S, 168° 11' 5" E	2 ii	1000	3204*	NW × W	9	NW × W	3	c	997·8	2·2	1·6	low av. conf. W swell
1671	66° 00' 1" S, 164° 44' 6" E	2 ii	2000	2772*	W × N	10	W × N	3	c	993·8	1·1	0·8	low av. W × N swell
1672	66° 13' 2" S, 161° 57' 1" E Young I., Balleny Islands	3 ii	1005	1803*	W × S	4	W × S	2	c	998·2	1·1	0·3	mod. short W × S swell

Station	Age of moon (days)	HYDROLOGICAL OBSERVATIONS										BIOLOGICAL OBSERVATIONS				Remarks	
		Depth (metres)	Depth by thermometer	Temp. °C.	S ‰	σ _t	pH	Mg.—atom m. ³			O ₂ c.c. litre	Gear	Depth (metres)	TIME			
								P	Nitrite N ₂	Si				From	To		
1667 cont.	8	780 ²	784	1.07	34.75	27.87	8.08	2.00	—	—	4.12						
		980 ²	—	1.04	34.74	27.86	8.09	2.00	—	—	4.18						
		1470 ¹	—	0.79	34.74	27.87	8.10	2.00	—	—	4.24						
		1970 ¹	—	0.60	34.74	27.89	8.14	2.00	—	—	4.30						
		2460 ¹	—	0.39	34.74	27.90	8.18	2.05	—	—	4.34						
		2950 ¹	—	0.25	34.74	27.91	8.15	2.05	—	—	4.54						
		3440 ¹	3443	0.06	34.74	27.92	8.17	2.05	—	—	4.64						
1668	8	0	—	0.72	33.86	27.16	—	—	—	—	NHP	50-0	1005	—	—	KT	
												N 50 V	100-0	—	1017		
												N 70 B	169-0	1026	1046		
										N 100 B	0-5	1026	1046				
1669	9	0	—	0.81	33.84	27.15	8.17	1.24	0.20	—	7.50	NHP	50-0	2005	—	—	
		10	—	0.80	33.84	27.15	8.17	1.24	0.19	—	—	N 50 V	100-0	—	—		
		20	—	0.61	33.84	27.16	8.16	1.27	0.19	—	7.51	N 70 V	1000-750	—	—		
		30	—	0.51	33.83	27.16	8.15	1.20	0.19	—	—	"	750-500	—	—		
		40	—	0.20	33.85	27.19	8.15	1.18	0.18	—	7.56	"	500-250	—	—		
		50	—	-1.48	34.17	27.52	8.10	1.52	0.12	—	—	"	250-100	—	—		
		60	—	-1.45	34.24	27.58	8.09	1.69	0.16	—	6.98	"	100-50	—	—		
		80	—	-1.56	34.35	27.67	8.07	1.79	0.19	—	—	"	50-25	—	—		
		100	—	-1.12	34.43	27.71	8.06	1.71	0.04	—	6.24	"	25-0	—	2140		
		150	—	0.22	34.60	27.79	8.01	2.00	0.00	—	5.03	N 70 B	—	—	—		
		200	—	0.75	34.68	27.83	7.97	1.96	0.00	—	4.60	N 100 B	109-0	2225	2245	KT	
		300	—	1.13	34.72	27.83	7.97	1.96	0.00	—	4.33	N 70 B	—	—	—		
		400	—	1.23	34.75	27.86	7.99	1.94	0.00	—	4.31	N 100 B	330-165	2225	2255	DGP	
		600 ²	—	1.16	34.74	27.85	8.06	2.03	—	—	4.24	N 100 H	0-5	2225	2255		
		800 ²	796	1.02	34.74	27.86	8.06	1.98	—	—	4.35						
		970 ¹	969	0.90	34.74	27.87	8.06	2.09	—	—	4.30						
		1470 ¹	—	0.62	34.73	27.88	8.10	2.20	—	—	4.35						
1970 ¹	—	0.38	34.73	27.89	8.11	2.13	—	—	4.51								
2460 ¹	—	0.19	34.73	27.90	8.18	2.28	—	—	4.55								
2960 ¹	2963	-0.03	34.73	27.91	8.18	2.28	—	—	4.71								
1670	9	0	—	1.09	33.95	27.22	—	—	—	—	NHP	50-0	1006	—	—	KT	
												N 50 V	100-0	—	1018		
												N 100 H	0-5	1024	1052		
												N 70 B	191-0	1027	1047		
1671	10	0	—	0.95	33.82	27.13	8.23	0.65	0.15	—	7.36	NHP	50-0	2001	—	—	
		10	—	0.94	33.82	27.13	8.24	0.65	0.15	—	—	N 50 V	100-0	—	—		
		20	—	0.83	33.84	27.14	8.25	0.65	0.15	—	7.39	N 70 V	1000-700	—	—		
		30	—	-0.37	34.14	27.45	8.20	1.20	0.09	—	—	"	750-500	—	—		
		40	—	-1.37	34.38	27.69	8.06	2.05	0.08	—	6.46	"	500-250	—	—		
		50	—	-1.49	34.45	27.74	8.04	2.00	0.11	—	—	"	250-100	—	—		
		60	—	-1.46	34.46	27.75	8.04	2.00	0.15	—	6.24	"	100-50	—	—		
		80	—	-1.39	34.47	27.76	8.04	2.00	0.16	—	—	"	50-25	—	—		
		100	—	-1.18	34.55	27.82	8.03	2.05	0.12	—	5.88	"	25-0	—	2155		
		150	—	0.32	34.66	27.83	8.00	2.05	0.10	—	4.73	N 100 H	0-5	2205	2235		
		200	—	0.92	34.73	27.86	7.98	2.05	0.01	—	4.31	N 70 B	—	—	—		
		300	—	0.77	34.73	27.87	7.98	2.00	0.00	—	4.49	N 100 B	146-0	2214	2234	KT	
		400	—	0.86	34.73	27.86	8.01	1.96	0.00	—	4.43	N 70 B	—	—	—		
		600 ²	—	0.82	34.74	27.87	8.10	1.98	—	—	4.34	N 100 B	500-170	2214	2244	DGP	
		790 ²	788	0.77	34.74	27.88	8.10	2.05	—	—	4.32						
		1000 ¹	997	0.66	34.75	27.89	8.07	2.00	—	—	4.31						
		1500 ¹	—	0.41	34.74	27.90	8.11	2.11	—	—	4.42						
2000 ¹	—	0.24	34.74	27.91	8.15	2.01	—	—	4.59								
2500 ¹	2502	-0.04	34.74	27.92	8.12	2.01	—	—	4.81								
1672	10	—	—	—	—	—	—	—	—	—	NHP	50-0	1012	—	—	- 11 hours	
												N 50 V	100-0	—	1030		
												N 100 H	0-5	1039	1105		
												N 70 B	177-0	1041	1101		

Station	Position	Date	Hour	Sounding (metres)	WIND		SEA		Weather	Barometer (millibars)	Air Temp. °C.		Remarks
					Direction	Force (knots)	Direction	Force			Dry bulb	Wet bulb	
1673	66° 39.1' S, 161° 50.4' E	1936 3 ii	2000	2713*	E × S	12	E × S	3	os	991.0	-0.5	-0.5	low short E swell
1674	66° 03.2' S, 160° 53.6' E	5 ii	1000	2898*	S × W	8	S × W	3	c	991.3	1.1	0.6	mod. WNW swell
1675	64° 29.5' S, 161° 00.4' E	5 ii	2000	2723*	S × W	7	S × W	2	osp	990.9	0.5	-0.3	mod. WNW swell
1676	62° 34.9' S, 161° 05.3' E	6 ii	1000	2166*	W × S	4	W × S	2	c	995.5	2.9	1.7	mod. W swell
1677	61° 05.2' S, 161° 47.5' E	6 ii	2000	2492*	W × S	14	W × S	4	o	999.0	3.4	2.5	mod. W swell
1678	59° 30.3' S, 162° 38' E	7 ii	1000	4025*	W × N	10	W × N	3	om	1009.5	5.6	4.5	mod. short W swell
1679	58° 00.1' S, 163° 00.8' E	7 ii	2000	4238*	W	15	W	3	o	1017.1	6.1	5.6	mod. short W swell

Station	Age of moon (days)	HYDROLOGICAL OBSERVATIONS										BIOLOGICAL OBSERVATIONS				Remarks	
		Depth (metres)	Depth by thermometer	Temp. °C.	S ‰	σ _t	pH	Mg.—atom m. ³				O ₂ c.c. litre	Gear	Depth (metres)	TIME		
								P	Nitrite N ₂	Si					From		To
1673	11	0	—	0.40	33.78	27.12	—	—	—	—	—	N 50 V	100-0	2010	2017	KT	
												N 70 B	123-0	2025	2045		
												N 100 B					
												N 100 H	0-5	2025	2045		
1674	12	0	—	0.47	33.87	27.20	—	—	—	—	—	NHP	50-0	1006		KT	
												N 50 V	100-0	—	1021		
												N 70 B					
												N 100 B	125-0	1030	1050		
1675	13	0	—	0.73	33.89	27.19	8.15	1.44	—	—	7.39	NHP	50-0	2007		KT	
		10	—	0.74	33.89	27.19	8.15	1.44	—	—	—	N 50 V	100-0				
		20	—	0.73	33.91	27.21	8.15	1.43	—	—	7.41	N 70 V	1000-700				
		30	—	0.62	33.92	27.23	8.15	1.44	—	—	—	"	750-500				
		40	—	0.15	34.03	27.36	8.13	1.63	—	—	7.18	"	500-250				
		50	—	0.89	34.24	27.56	8.09	2.00	—	—	—	"	250-100				
		60	—	1.10	34.38	27.68	8.05	2.05	—	—	6.01	"	100-50				
		80	—	0.56	34.47	27.73	8.03	2.13	—	—	—	"	50-25				
		100	—	0.11	34.57	27.77	8.03	2.13	—	—	5.02	"	25-0		2145		
		150	—	0.74	34.64	27.80	8.00	2.13	—	—	4.62	"	0-5	2210	2245		
		200	—	0.89	34.67	27.81	7.99	2.09	—	—	4.53	N 100 H					
		300	—	0.98	34.68	27.81	7.99	2.09	—	—	4.50	N 70 B	123-0	2221	2241		
		400	—	1.05	34.69	27.81	8.01	2.01	—	—	4.48	N 100 B					
		600 ²	—	1.01	34.69	27.81	8.06	2.01	—	—	4.33	N 70 B	440-270	2221	2251		
		800 ²	800	0.87	34.70	27.84	8.05	2.01	—	—	4.36	N 100 B					
		980 ¹	983	0.73	34.70	27.84	8.06	2.01	—	—	4.28						
		1490 ¹	—	0.37	34.69	27.85	8.11	2.17	—	—	4.27						
1990 ¹	—	0.14	34.68	27.86	8.11	2.11	—	—	4.43								
2500 ¹	2495	0.07	34.68	27.87	8.11	2.15	—	—	4.69								
1676	13	0	—	1.80	33.77	27.02	—	—	—	—	—	NHP	50-0	1005		KT	
												N 50 V	100-0	—	1020		
												N 70 B					
												N 100 B	160-0	1029	1049		
1677	14	0	—	3.11	33.96	27.07	8.18	1.08	—	—	7.11	NHP	50-0	2006		KT	
		10	—	3.10	33.96	27.07	8.18	1.08	—	—	—	N 50 V	100-0				
		20	—	2.89	33.96	27.09	8.18	1.10	—	—	7.21	N 70 V	1000-750				
		30	—	2.74	33.97	27.11	8.18	1.10	—	—	—	"	750-500				
		40	—	1.89	33.99	27.20	8.16	1.24	—	—	7.31	"	500-250				
		50	—	1.74	34.04	27.24	8.16	1.29	—	—	—	"	250-100				
		60	—	1.32	34.04	27.27	8.16	1.35	—	—	7.21	"	100-50				
		80	—	0.71	34.05	27.32	8.11	1.60	—	—	—	"	50-25				
		100	—	0.22	34.11	27.40	8.07	2.00	—	—	6.57	"	25-0		2200		
		150	—	0.59	34.33	27.55	8.00	2.20	—	—	5.20	"	0-5	2215	2235		
		200	—	1.38	34.43	27.59	7.97	2.20	—	—	4.36	N 100 H					
		300	—	1.93	34.62	27.70	7.94	2.19	—	—	3.84	N 70 B	112-0	2221	2241		
		400	—	1.93	34.69	27.74	7.97	2.13	—	—	3.83	N 100 B					
		600 ¹	611	1.93	34.71	27.77	8.08	2.00	—	—	3.78	N 70 B	390-260	2221	2251		
800 ¹	—	1.88	34.71	27.78	8.14	1.92	—	—	3.85	N 100 B							
1000 ¹	—	1.78	34.72	27.79	8.14	1.82	—	—	4.00								
1490 ¹	—	1.36	34.71	27.82	8.19	1.86	—	—	4.13								
1980 ¹	1984	0.94	34.70	27.83	8.21	1.86	—	—	4.26								
1678	14	0	—	4.41	33.86	26.85	—	—	—	—	—	NHP	50-0	1004		KT	
												N 50 V	100-0	—	1018		
												N 100 H	0-5	1021	1051		
												N 70 B	128-0	1025	1045		
1679	15	0	—	4.84	33.85	26.80	8.23	1.25	—	—	6.96	NHP	50-0	2007		KT	
		10	—	4.79	33.85	26.81	8.22	1.31	—	—	—	N 50 V	100-0				
		20	—	4.78	33.85	26.81	8.22	1.31	—	—	6.95	N 70 V	1000-700?				
		30	—	4.78	33.85	26.81	8.21	1.27	—	—	—	"	750-500				
		40	—	4.71	33.85	26.82	8.20	1.29	—	—	6.95	"	500-250				
		50	—	4.58	33.85	26.83	8.19	1.31	—	—	—	"	250-100				

Station	Position	Date	Hour	Sounding (metres)	WIND		SEA		Weather	Barometer (millibars)	Air Temp. °C.		Remarks
					Direction	Force (knots)	Direction	Force			Dry bulb	Wet bulb	
1679 <i>cont.</i>	58° 00.1' S, 163° 00.8' E	1936 7 ii											
1680	55° 20.2' S, 162° 49' E	8-9 ii	2000	4877*	NNW	16	NNW	4	o	1017.3	7.8	7.2	mod. short NW swell
1681	53° 16.1' S, 161° 57.7' E	9 ii	2000	4224*	NNW	18	NNW	4	c	1007.2	9.2	8.6	mod. av. NW swell
1682	51° 12.8' S, 159° 32.3' E	10 ii	2000	4484*	NW × N	24	NW × N	5	c	991.6	11.1	10.0	mod. av. NW swell

Station	Age of moon (days)	HYDROLOGICAL OBSERVATIONS										BIOLOGICAL OBSERVATIONS				Remarks
		Depth (metres)	Depth by thermometer	Temp. °C.	S ‰	σ _t	pH	Mg.—atom m. ³			O ₂ c.c. litre	Gear	Depth (metres)	TIME		
								P	Nitrite N ₂	Si				From	To	
1679 <i>cont.</i>	15	60	—	3.98	33.88	26.93	8.18	1.41	—	—	6.96	N 70 V	100-50			
		80	—	3.00	33.88	27.02	8.16	1.56	—	—	—	"	50-25			
		100	—	2.31	33.88	27.08	8.15	1.79	—	—	6.93	"	25-0	—	2145	
		150	—	1.30	33.96	27.21	8.14	1.81	—	—	6.81	N 100 H	0-5	2250	2335	
		200	—	1.39	34.06	27.29	8.07	2.00	—	—	6.19	N 70 B	137-0	2302	2322	KT
		300	—	1.80	34.30	27.45	8.01	2.22	—	—	4.88	N 100 B				
		400	—	2.08	34.41	27.51	7.99	2.41	—	—	4.33	N 70 B	500-215	2302	2332	DGP
		600 ²	604	2.14	34.52	27.60	8.03	2.38	—	—	3.73	N 100 B				
		800 ²	—	2.14	34.63	27.69	8.06	2.26	—	—	3.72					
		1000 ²	—	2.18	34.70	27.73	8.11	2.17	—	—	3.82					
		1500 ²	1517	1.72	34.73	27.80	8.15	2.15	—	—	4.03					
		2000 ¹	—	1.42	34.72	27.81	8.16	2.09	—	—	4.19					
		2500 ¹	—	1.06	34.70	27.83	8.20	2.17	—	—	4.18					
		3000 ¹	—	0.82	34.69	27.82	8.19	2.03	—	—	4.28					
		3500 ¹	—	0.69	34.69	27.83	8.21	2.11	—	—	4.23					
		4000 ¹	4005	0.62	34.69	27.84	8.21	2.11	—	—	4.27					
1680	16	0	—	6.18	33.87	26.66	8.15	1.24	—	—	6.70	NHP	50-0	2007		
		10	—	6.18	33.87	26.66	8.15	1.25	—	—	—	N 50 V	100-0			
		20	—	6.09	33.87	26.66	8.16	1.25	—	—	6.70	N 70 V	1000-750			
		30	—	5.70	33.86	26.70	8.17	1.29	—	—	—	"	750-500			
		40	—	5.58	33.85	26.72	8.15	1.33	—	—	6.68	"	500-250			
		50	—	5.30	33.86	26.75	8.15	1.33	—	—	—	"	250-100			
		60	—	4.18	33.88	26.91	8.13	1.60	—	—	6.71	"	100-50			
		80	—	3.23	33.92	27.03	8.12	1.75	—	—	—	"	50-25			
		100	—	2.96	33.96	27.08	8.11	1.75	—	—	6.62	"	25-0	—	2200	
		150	—	2.81	34.05	27.17	8.10	1.84	—	—	6.26	N 100 H	0-5	2320	2340	
		200	—	3.12	34.14	27.21	8.05	2.05	—	—	5.70	N 70 B	135-0	2330	2350	KT
		300	—	2.73	34.19	27.29	8.00	2.20	—	—	5.34	N 100 B				
		390	—	1.73	34.24	27.41	8.01	2.36	—	—	5.09	N 70 B	500-210	2330	0000	DGP
		580 ²	—	2.51	34.47	27.53	8.17	2.36	—	—	3.66	N 100 B				
		770 ²	—	2.41	34.58	27.63	8.28	2.34	—	—	3.35					
		960 ²	—	2.29	34.66	27.70	8.23	2.11	—	—	3.48					
		1440 ²	1437	2.03	34.71	27.77	8.21	1.96	—	—	3.76					
		1920 ²	—	1.57	34.75	27.83	8.19	1.88	—	—	4.05					
		2270 ¹	2266	1.31	34.73	27.83	8.22	1.92	—	—	4.06					
		2750 ¹	—	1.05	34.70	27.83	8.22	2.13	—	—	4.10					
3230 ¹	—	0.87	34.70	27.83	8.26	2.28	—	—	4.06							
3710 ¹	—	0.75	34.69	27.83	8.21	2.03	—	—	4.25							
4200 ¹	4198	0.70	34.69	27.83	8.24	2.09	—	—	4.19							
1681	17	0	—	9.11	34.17	26.47	8.21	0.70	—	—	6.26	NHP	50-0	2005		
		10	—	9.12	34.17	26.47	8.21	0.74	—	—	—	N 50 V	100-0			
		20	—	9.16	34.18	26.47	8.20	0.74	—	—	6.28	N 70 V	1000-750			
		30	—	9.18	34.18	26.47	8.20	0.72	—	—	—	"	750-500			
		40	—	9.18	34.18	26.47	8.20	0.65	—	—	6.28	"	500-250			
		50	—	9.20	34.18	26.47	8.20	0.63	—	—	—	"	250-100			
		60	—	9.11	34.16	26.46	8.20	0.65	—	—	6.21	"	100-50			
		80	—	8.52	34.16	26.56	8.19	0.74	—	—	—	"	50-25			
		100	—	8.27	34.23	26.64	8.18	0.76	—	—	6.17	"	25-0	—	2154	
		150	—	7.62	34.37	26.86	8.15	0.78	—	—	5.99	N 100 H	0-5	2254	2334	
		200	—	7.82	34.46	26.89	8.15	0.80	—	—	5.86	N 70 B	146-0	2307	2327	KT
		300	—	7.49	34.43	26.91	8.15	0.89	—	—	5.87	N 100 B				
		400	—	6.84	34.40	26.99	8.13	0.89	—	—	5.53	N 70 B	500-190	2307	2337	DGP
		590 ²	589	5.07	34.24	27.09	8.17	1.24	—	—	5.04	N 100 B				
		790 ²	—	4.17	34.31	27.24	8.19	1.31	—	—	4.62					
		990 ²	—	3.42	34.33	27.33	8.15	1.62	—	—	4.32					
		1490 ²	1488	2.55	34.56	27.59	8.11	1.63	—	—	3.64					
		1980 ¹	1982	2.23	34.69	27.72	8.16	1.69	—	—	3.71					
		2470 ¹	—	1.90	34.73	27.79	8.12	1.67	—	—	3.93					
2970 ¹	—	1.58	34.73	27.81	8.13	1.63	—	—	4.02							
3460 ¹	—	1.32	34.73	27.83	8.22	1.71	—	—	3.99							
3960 ¹	3953	1.15	34.71	27.83	8.22	1.73	—	—	4.03							
1682	18	0	—	10.33	34.32	26.39	8.25	0.63	—	—	6.18	NHP	50-0	2005		
		10	—	10.31	34.32	26.39	8.25	0.63	—	—	—	N 50 V	100-0			
		20	—	10.31	34.32	26.39	8.25	0.63	—	—	6.19	N 70 V	1000-750			

Station	Position	Date	Hour	Sounding (metres)	WIND		SEA		Weather	Barometer (millibars)	Air Temp. °C.		Remarks
					Direction	Force (knots)	Direction	Force			Dry bulb	Wet bulb	
1682 <i>cont.</i>	51° 12·8' S, 159° 32·3' E	1936 10 ii											
1683	46° 59·2' S, 155° 38·8' E	13 ii	1000	4961*	SW × W	15	SW × W	4	c	1016·5	12·2	9·4	heavy av. WSW swell
1684	43° 45·5' S, 152° 00·5' E	14 ii	1400	4675*	NE × E	5	NE × E	2	bc	1022·8	16·7	12·8	mod. SW swell

Station	Age of moon (days)	HYDROLOGICAL OBSERVATIONS										BIOLOGICAL OBSERVATIONS				Remarks		
		Depth (metres)	Depth by thermometer	Temp. °C.	S ‰	σ _t	pH	Mg.—atom m. ³			O ₂ c.c. litre	Gear	Depth (metres)	TIME				
								P	Nitrite N ₂	Si				From	To			
1682 <i>cont.</i>	18	30	—	10:31	34:32	26:39	8:24	0:63	—	—	—	N 70 V	750-500					
		40	—	10:30	34:32	26:39	8:24	0:63	—	—	6:19	"	500-250					
		50	—	9:71	34:36	26:52	8:22	0:65	—	—	—	"	250-100					
		60	—	9:51	34:43	26:61	8:22	0:78	—	—	6:03	"	100-50					
		80	—	9:10	34:50	26:73	8:19	0:87	—	—	—	"	50-25					
		100	—	8:71	34:52	26:81	8:17	0:97	—	—	5:83	"	25-0	—	2200			
		150	—	8:42	34:57	26:89	8:16	0:95	—	—	5:81	N 100 B	100-0	2328	2348		Depth estimated	
		200	—	8:41	34:60	26:91	8:16	0:97	—	—	5:86	N 100 B	550-220	2328	2358		DGP	
		300	—	8:29	34:55	26:90	8:16	0:97	—	—	5:79							
		400	—	8:23	34:53	26:89	8:15	1:08	—	—	5:66							
		580 ²	—	7:06	34:43	26:99	8:29	1:18	—	—	4:91							
		780 ²	777	5:70	34:39	27:13	8:24	1:44	—	—	4:45							
		970 ²	—	4:23	34:34	27:26	8:14	1:62	—	—	4:46							
		1460 ²	—	2:70	34:52	27:55	8:10	2:07	—	—	3:64							
		1980 ¹	1981	2:39	34:67	27:70	8:15	2:07	—	—	3:63							
		2480 ¹	—	2:08	34:74	27:78	8:21	1:86	—	—	3:75							
		2980 ¹	—	1:65	34:73	27:81	8:16	1:79	—	—	3:99							
3480 ¹	—	1:27	34:71	27:82	8:27	2:07	—	—	3:84									
3980 ¹	3977	1:12	34:70	27:82	8:24	—	—	—	3:79									
1683	20	0	—	11:50	34:63	26:42	8:29	0:00	—	—	5:87	NHP	50-0	1004				
		10	—	11:49	34:63	26:42	8:29	0:00	—	—	—	N 50 V	100-0					
		20	—	11:49	34:63	26:42	8:30	0:00	—	—	5:88	N 70 V	1000-750					
		30	—	11:49	34:63	26:42	8:30	0:00	—	—	—	"	750-500					
		40	—	11:49	34:63	26:42	8:28	0:00	—	—	5:88	"	500-0					
		50	—	11:49	34:63	26:42	8:28	0:00	—	—	—	"	500-250					
		60	—	11:39	34:64	26:45	8:28	0:00	—	—	5:85	"	250-100					
		80	—	9:62	34:86	26:92	8:22	0:49	—	—	—	"	100-50					
		100	—	9:53	34:86	26:94	8:22	0:49	—	—	5:56	"	50-25					
		150	—	9:31	34:87	26:98	8:20	0:61	—	—	5:53	"	25-0	—	1215			
		200	—	8:26	34:67	27:00	8:18	0:70	—	—	5:58	N 100 H	0-5	1354	1414			
		300	—	7:41	34:54	27:02	8:18	0:76	—	—	5:73	N 70 B	109-0	1357	1417		KT	
		400	—	7:19	34:52	27:04	8:17	0:87	—	—	5:51	N 100 B						
		590 ²	594	7:48	34:50	26:97	8:24	1:27	—	—	4:66	N 70 B						
		780 ²	—	5:74	34:37	27:11	8:22	1:48	—	—	4:36	N 100 B	364-250	1357	1427		DGP	
		980 ²	—	4:61	34:43	27:28	8:12	1:69	—	—	4:02							
		1460 ²	—	2:82	34:51	27:53	8:10	1:92	—	—	3:60							
1950 ²	1946	2:34	34:68	27:71	8:14	1:94	—	—	3:57									
2430 ¹	2427	2:03	34:70	27:75	8:20	1:79	—	—	3:74									
2920 ¹	—	1:68	34:72	27:79	8:17	1:81	—	—	3:82									
3400 ¹	—	1:35	34:71	27:82	8:16	1:88	—	—	4:01									
3890 ¹	—	1:10	34:70	27:82	8:23	2:01	—	—	3:93									
4380 ¹	4380	0:94	34:70	27:82	8:26	2:11	—	—	3:99									
1684	21	0	—	15:81	34:88	25:72	—	—	—	—	5:43	NHP	50-0	1408				
		10	—	15:30	34:88	25:83	—	—	—	—	—	N 50 V	100-0					
		20	—	15:18	34:88	25:86	—	—	—	—	5:48	N 70 V	1000-750					
		30	—	15:13	34:88	25:87	—	—	—	—	—	"	750-500					
		40	—	14:96	34:88	25:91	—	—	—	—	5:47	"	500-250					
		50	—	13:69	34:87	26:17	—	—	—	—	—	"	250-100					
		60	—	11:59	34:87	26:58	—	—	—	—	5:60	"	100-50					
		80	—	11:41	34:88	26:62	—	—	—	—	—	"	50-25					
		100	—	11:11	34:88	26:68	—	—	—	—	5:47	"	25-0	—	1645			
		150	—	10:87	34:95	26:78	—	—	—	—	5:43	N 100 H	0-5	1653	1723			
		200	—	10:47	34:87	26:79	—	—	—	—	5:39	N 70 B	146-0	1706	1726		KT	
		300	—	9:24	34:67	26:84	—	—	—	—	5:08	N 100 B						
		400	—	8:58	34:60	26:89	—	—	—	—	5:07	N 70 B						
		600 ²	602	7:86	34:53	26:95	—	—	—	—	4:52	N 100 B	500-250	1706	1736		DGP	
		800 ²	—	6:37	34:44	27:09	—	—	—	—	4:26							
		1000 ²	—	4:89	34:42	27:24	—	—	—	—	3:99							
		1500 ²	1506	2:88	34:52	27:54	—	—	—	—	3:43							
2000 ¹	1997	2:35	34:68	27:71	—	—	—	—	3:50									
2500 ¹	—	2:00	34:69	27:74	—	—	—	—	3:73									
3000 ¹	—	1:66	34:71	27:79	—	—	—	—	3:86									
3500 ¹	—	1:28	34:71	27:82	—	—	—	—	3:86									
4000 ¹	3995	1:01	34:72	27:84	—	—	—	—	4:01									

Station	Position	Date	Hour	Sounding (metres)	WIND		SEA		Weather	Barometer (millibars)	Air Temp. °C.		Remarks
					Direction	Force (knots)	Direction	Force			Dry bulb	Wet bulb	
1685	41° 21.8' S, 148° 51' E	1936 15 ii	1110	1682*	W	2	—	0	bc	1012.3	21.1	16.8	low av. swell
1686	38° 16.1' S, 144° 40.2' E Queenscliffe jetty, Port Phillip, Victoria	4 iii	1130	—	Lt airs	2	—	0	b	1015.0	19.3	15.7	—
1687	42° 10.9' S, 144° 37.1' E	5 iii	2000	766*	WSW	11	WSW	3	c	1014.2	13.6	11.1	mod. long SW swell
1688	45° 10.8' S, 146° 04.6' E	6 iii	2000	2501*	SW × W	20	SW × W	4	c	1018.9	11.7	8.6	mod. long W × S swell
1689	48° 09.9' S, 146° 26.4' E	7 iii	2000	2776*	NW	8	NW	3	c	1027.9	10.7	8.3	mod. av. SW swell

Station	Age of moon (days)	HYDROLOGICAL OBSERVATIONS										BIOLOGICAL OBSERVATIONS				Remarks			
		Depth (metres)	Depth by thermometer	Temp. °C.	S ‰	σ _t	pH	Mg.—atom m. ³			O ₂ c.c. litre	Gear	Depth (metres)	TIME					
								P	Nitrite N ₂	Si				From	To				
1685	22	0	—	19.18	35.50	25.37	—	—	—	—	5.17	NHP	50-0	1116		- 10 hours			
		10	—	18.08	35.50	25.65	—	—	—	—	—	N 50 V	100-0						
		20	—	18.08	35.50	25.65	—	—	—	—	5.25	N 70 V	1000-750						
		30	—	17.99	35.50	25.67	—	—	—	—	—	"	750-500						
		40	—	17.81	35.48	25.70	—	—	—	—	5.23	"	500-250						
		50	—	17.58	35.45	25.74	—	—	—	—	—	"	250-100						
		60	—	15.88	35.41	26.11	—	—	—	—	4.88	"	100-50						
		80	—	14.40	35.34	26.38	—	—	—	—	—	"	50-25						
		100	—	13.40	35.25	26.52	—	—	—	—	4.69	"	25-0						
		150	—	12.69	35.19	26.62	—	—	—	—	4.69	N 70 B	123-0				1310	1330	KT
		200	—	12.01	35.08	26.67	—	—	—	—	4.75	N 100 B							
		300	—	10.75	34.93	26.79	—	—	—	—	4.47	N 70 B	378-200.				1310	1340	DGP
		400	—	9.74	34.70	26.78	—	—	—	—	4.46	N 100 B							
		600 ¹	595	7.53	34.56	27.02	—	—	—	—	4.10								
		800 ¹	—	6.09	34.48	27.15	—	—	—	—	3.87								
1000 ¹	—	4.59	34.49	27.33	—	—	—	—	3.65										
1500 ¹	1505	2.70	34.60	27.61	—	—	—	—	3.35										
1686	11	—	—	—	—	—	—	—	—	—	RM	0	—	—	Collecting on piles of the jetty				
1687	12	0	—	15.88	35.22	25.97	8.25	0.00	0.03	—	5.40	NHP	50-0	2008					
		10	—	15.88	35.22	25.97	8.25	0.00	0.01	—	—	N 50 V	100-0						
		20	—	15.88	35.22	25.97	8.25	0.00	0.00	—	5.41	N 70 V	500-250						
		30	—	15.84	35.22	25.98	8.24	0.00	0.00	—	—	"	250-100						
		40	—	15.80	35.22	25.99	8.24	0.00	0.00	—	5.40	"	100-50						
		50	—	15.79	35.22	25.99	8.24	0.00	0.00	—	—	"	50-25						
		60	—	15.74	35.22	26.00	8.24	0.00	0.00	—	5.42	"	25-0						
		80	—	14.11	35.22	26.36	8.23	0.00	0.42	—	—	N 100 H	0-5				2127	2147	KT
		100	—	12.60	35.11	26.58	8.23	0.21	0.04	—	5.29	N 70 B	114-0				2127	2147	
		150	—	11.61	35.05	26.71	8.22	0.30	<0.01	—	5.28	N 100 B							
		200	—	11.00	34.95	26.76	8.21	0.44	0.01	—	5.34	N 70 B							
		300	—	9.92	34.78	26.81	8.19	0.63	0.00	—	5.38	N 100 B	370-170				2127	2157	DGP
		400	—	8.83	34.61	26.86	8.15	1.03	0.00	—	5.42								
		600 ¹	512?	8.05	34.57	26.95	8.18	1.29	0.00	—	4.70								
1688	13	0	—	15.06	35.27	26.19	8.24	0.00	0.01	—	5.37	NHP	50-0	2005					
		10	—	15.02	35.27	26.20	8.24	0.00	0.01	—	—	N 50 V	100-0						
		20	—	15.01	35.27	26.20	8.24	0.00	0.01	—	5.37	N 70 V	1000-750						
		30	—	15.00	35.27	26.20	8.24	0.00	0.01	—	—	"	750-500						
		40	—	15.00	35.27	26.20	8.24	0.00	0.01	—	5.40	"	500-250						
		50	—	15.01	35.27	26.20	8.24	0.00	0.01	—	—	"	250-100						
		60	—	15.01	35.27	26.20	8.24	0.00	0.01	—	5.38	"	100-50						
		80	—	14.00	35.19	26.35	8.23	0.17	0.01	—	—	"	50-0				2154		
		100	—	13.08	35.19	26.54	8.20	0.30	0.01	—	4.99	N 100 H	0-5				2205	2235	
		150	—	12.25	35.14	26.67	8.21	0.36	0.00	—	5.09	N 70 B	128-0				2212	2232	KT
		200	—	11.63	35.04	26.71	8.19	0.42	0.00	—	5.17	N 100 B							
		300	—	10.32	34.86	26.80	8.16	0.74	0.00	—	4.97	N 70 B							
		400	—	8.84	34.63	26.87	8.13	0.82	0.00	—	5.14	N 100 B	500-150				2212	2242	DGP
		600 ¹	557?	7.83	34.57	26.98	8.14	1.20	0.00	—	4.33								
		800 ¹	—	6.44	34.47	27.10	8.18	1.43	—	—	3.89								
		1000 ¹	—	4.78	34.43	27.27	8.14	1.62	—	—	3.76								
		1500 ¹	—	2.67	34.59	27.61	8.11	2.13	—	—	3.53								
2000 ¹	2010	2.23	34.69	27.72	8.15	2.13	—	—	3.78										
1689	14	0	—	10.70	34.49	26.45	8.25	0.63	0.15	—	6.02	NHP	50-0	2008					
		10	—	10.67	34.49	26.45	8.25	0.63	0.14	—	—	N 50 V	100-0						
		20	—	10.60	34.49	26.46	8.25	0.63	0.14	—	6.02	N 70 V	1000-750						
		30	—	10.58	34.49	26.47	8.24	0.63	0.13	—	—	"	750-500						
		40	—	10.58	34.49	26.47	8.24	0.63	0.13	—	6.04	"	500-250						
		50	—	10.57	34.49	26.47	8.24	0.63	0.13	—	—	"	250-100						
		60	—	10.55	34.49	26.47	8.24	0.65	0.13	—	6.02	"	100-50						
		80	—	10.82	34.61	26.52	8.22	0.65	0.16	—	—	"	50-0				2155		
		100	—	9.76	34.62	26.73	8.20	0.82	0.29	—	5.61	N 100 H	0-5				2227	2247	
		150	—	8.86	34.59	26.84	8.17	0.93	0.00	—	5.74	N 70 B	100-0				2227	2247	KT
		200	—	8.66	34.58	26.86	8.17	0.95	0.00	—	5.81	N 100 B							

Station	Position	Date	Hour	Sounding (metres)	WIND		SEA		Weather	Barometer (millibars)	Air Temp. °C.		Remarks
					Direction	Force (knots)	Direction	Force			Dry bulb	Wet bulb	
1689 <i>cont.</i>	48° 09.9' S, 146° 26.4' E	1936 7 iii											
1690	51° 38.7' S, 146° 35' E	8 iii	2000	3905*	NW × W	21	NW × W	5	or	1009.5	10.6	10.1	mod. av. NW swell
1691	53° 57.5' S, 146° 42.5' E	9 iii	1634	3869*	W × S	24	W × S	6	bc	995.3	5.6	3.9	mod. av. W swell
1692	56° 51.3' S, 145° 36.2' E	11 iii	2000	3046*	WSW	22	WSW	5	bc	1000.6	0.6	-0.5	heavy short WSW swell

Station	Age of moon (days)	HYDROLOGICAL OBSERVATIONS										BIOLOGICAL OBSERVATIONS				Remarks					
		Depth (metres)	Depth by thermometer	Temp. °C.	S ‰	σ _t	pH	Mg.—atom m. ³				Gear	Depth (metres)	TIME							
								P	Nitrite N ₂	Si	O ₂ c.c. litre			From	To						
1689 <i>cont.</i>	14	300	—	8.56	34.58	26.88	8.17	0.95	0.00	—	5.84	N 70 B N 100 B	330-180	2227	2257	DGP					
		400	—	8.56	34.59	26.89	8.17	0.95	0.00	—	5.79										
		490 ³	490	8.32																	
		590 ²	594	7.92	34.50	26.91	8.18	1.22	0.00	—	5.19										
		800 ²	—	6.43	34.41	27.05	8.17	1.54	0.00	—	4.63										
		1000 ¹	—	4.89	34.36	27.20	8.23	1.79	—	—	4.19										
		1500 ¹	—	2.85	34.49	27.51	8.12	2.28	—	—	3.67										
		2000 ¹	—	2.43	34.65	27.67	8.14	2.22	—	—	3.62										
		2500 ¹	2497	2.09	34.71	27.76	8.11	2.15	—	—	3.91										
		1690	15	0	—	9.32	34.34	26.58	8.23	0.93	0.19	—					6.15	NHP	50-0	2006	
10	—			9.26	34.34	26.59	8.23	0.93	0.19	—	—	N 50 V	100-0								
20	—			9.25	34.34	26.59	8.23	0.95	0.19	—	6.18	N 70 V	1000-750								
30	—			9.25	34.34	26.59	8.23	0.95	0.19	—	—	"	750-500								
40	—			9.25	34.34	26.59	8.23	0.99	0.19	—	6.17	"	500-250								
50	—			9.27	34.34	26.58	8.22	0.99	0.19	—	—	"	250-100								
60	—			9.33	34.35	26.58	8.21	0.99	0.20	—	6.17	"	100-50								
80	—			9.73	34.53	26.65	8.20	0.99	0.22	—	—	"	50-0	—	2210						
100	—			10.04	34.79	26.80	8.19	0.86	0.00	—	5.46	N 100 H	0-5	2324	2354						
150	—			9.04	34.68	26.88	8.19	0.91	0.00	—	5.59	N 100 B	157-0	2326	2346						
200	—			8.77	34.61	26.87	8.18	1.01	0.00	—	5.64	N 70 B				KT					
300	—			8.56	34.60	26.89	8.17	1.01	0.00	—	5.72	N 100 B	550-200	2326	2356	DGP					
400	—			8.37	34.56	26.89	8.15	1.08	0.00	—	5.52										
600 ²	—			7.37	34.44	26.95	8.22	1.14	—	—	5.48										
800 ²	802			6.07	34.43	27.11	8.14	1.52	—	—	4.64										
1000 ²	—			4.34	34.34	27.25	8.16	1.77	—	—	4.34										
1500 ²	—			2.78	34.51	27.53	8.11	2.17	—	—	3.71										
2000 ¹	2007			2.37	34.69	27.71	8.13	2.17	—	—	3.81										
2500 ¹	—	2.15	34.72	27.76	8.21	2.09	—	—	3.77												
3000 ¹	—	1.80	34.75	27.81	8.24	2.03	—	—	3.95												
3365 ¹	3365	1.29	34.75	27.85	8.20	2.09	—	—	4.16												
1691	16	0	—	4.55	33.83	26.83	8.19	1.22	0.31	—	6.81	NHP	50-0	1637							
		10	—	4.55	33.83	26.83	8.18	1.22	0.31	—	—	N 50 V	100-0								
		20	—	4.55	33.83	26.83	8.18	1.22	0.31	—	6.84	N 70 V	1000-750								
		30	—	4.53	33.83	26.83	8.17	1.31	0.31	—	—	"	750-500								
		40	—	4.53	33.83	26.83	8.17	1.22	0.31	—	6.82	"	500-250								
		50	—	4.52	33.83	26.83	8.16	1.25	0.31	—	—	"	250-100								
		60	—	4.60	33.83	26.82	8.16	1.25	0.31	—	6.83	"	100-50								
		80	—	4.44	33.82	26.83	8.16	1.31	0.31	—	—	"	50-0		—	1840					
		100	—	1.82	33.91	27.14	8.14	1.79	0.47	—	6.96	N 100 B	100-0		1901	1921	Depth estimated				
		150	—	1.41	33.96	27.21	8.13	1.75	0.19	—	6.91	N 100 B	440-170		1901	1931	DGP				
		200	—	1.89	34.14	27.32	8.06	2.00	0.00	—	6.00										
		300	—	2.03	34.26	27.40	7.98	2.11	0.00	—	4.86										
		400	—	2.30	34.43	27.51	7.98	2.11	0.00	—	4.37										
		600 ²	—	2.34	34.53	27.59	8.03	2.13	—	—	3.81										
		800 ²	—	2.30	34.61	27.66	8.08	2.13	—	—	3.77										
		1000 ²	1006	2.28	34.69	27.72	8.08	1.98	—	—	3.94										
		1490 ¹	—	1.94	34.70	27.76	8.16	2.00	—	—	3.98										
		1980 ¹	—	1.45	34.72	27.81	8.16	1.94	—	—	4.20										
2480 ¹	2480	1.06	34.70	27.83	8.15	2.03	—	—	4.30												
1692	18	0	—	2.79	33.80	26.97	8.23	1.20	0.29	—	7.03	NHP	50-0	2007							
		10	—	2.79	33.80	26.97	8.21	1.22	0.29	—	—	N 50 V	100-0								
		20	—	2.99	33.80	26.95	8.20	1.18	0.29	—	7.05	N 70 V	1000-750								
		30	—	2.97	33.80	26.95	8.20	1.22	0.27	—	—	"	750-500								
		40	—	2.96	33.80	26.95	8.19	1.24	0.30	—	7.05	"	500-250								
		50	—	2.96	33.80	26.95	8.18	1.27	0.28	—	—	"	250-100								
		60	—	2.95	33.80	26.96	8.18	1.25	0.28	—	7.05	"	100-50								
		80	—	0.04	33.88	27.23	8.15	1.84	0.39	—	—	"	50-0		—	2202					
		100	—	0.19	34.00	27.31	8.10	1.92	0.01	—	6.62	N 100 H	0-5		2210	2245					
		150	—	1.10	34.28	27.49	7.99	2.15	0.00	—	5.10	N 70 B									
		200	—	1.54	34.41	27.55	7.97	2.30	0.00	—	4.30	N 100 B	100-0		2221	2241	Depth estimated				
		300	—	1.94	34.52	27.61	7.95	2.19	0.00	—	3.86	N 70 B									
		400	—	2.04	34.60	27.67	7.94	2.19	0.00	—	3.76	N 100 B	302-110		2221	2251	DGP				
		600 ²	—	2.16	34.68	27.73	8.05	2.09	—	—	3.82										
800 ²	802	2.07	34.71	27.76	8.08	1.98	—	—	3.99												

Station	Position	Date	Hour	Sounding (metres)	WIND		SEA		Weather	Barometer (millibars)	Air Temp. °C.		Remarks
					Direction	Force (knots)	Direction	Force			Dry bulb	Wet bulb	
1692 <i>cont.</i>	56° 51.3' S, 145° 36.2' E	1936 11 iii											
1693	58° 01.6' S, 145° 45.3' E	12 iii	0900	3513*	WNW	8	WNW	3	o	996.6	0.3	-0.4	mod. conf. SW swell
1694	59° 34' S, 145° 49.3' E	12 iii	2000	3725*	WSW	10	WSW	3	bc	991.2	2.1	1.6	mod. av. SW × W swell
1695	60° 46.9' S, 145° 52.4' E	13 iii	0900	—	SW	20	SW	4	c	991.6	1.1	-0.1	mod. av. SW swell
1696	62° 18.2' S, 145° 41.6' E	14 iii	0900	4158*	W × S	15	WSW	4	ors	992.8	1.7	1.4	mod. av. SW × W swell
1697	63° 19.5' S, 145° 46' E	14 iii	2000	4152*	SSW	4	SSW	2	ors	985.0	0.8	0.6	mod. av. WSW swell

Station	Age of moon (days)	HYDROLOGICAL OBSERVATIONS										BIOLOGICAL OBSERVATIONS				Remarks
		Depth (metres)	Depth by thermometer	Temp. °C.	S ‰	σ _t	pH	Mg.—atom m. ³			O ₂ c.c. litre	Gear	Depth (metres)	TIME		
								P	Nitrite N ₂	Si				From	To	
1692 cont.	18	980 ¹	975	1.96	34.75	27.80	8.13	1.90	—	—	4.03					
		1470 ¹	—	1.56	34.77	27.84	8.15	1.90	—	—	4.20					
		1960 ¹	—	1.13	34.73	27.84	8.17	1.90	—	—	4.29					
		2450 ¹	2459	0.71	34.70	27.84	8.15	2.00	—	—	—					
1693	19	0	—	3.16	33.80	26.94	—	—	—	—	NHP N 50 V N 70 B N 100 B	50-0	0903	KT		
												100-0	—		0919	
													146-0		0928	0948
1694	19	0	—	2.93	33.81	26.97	8.18	1.44	0.32	—	7.05	NHP N 50 V N 70 V N 100 H N 70 B N 100 B N 70 B N 100 B	50-0	2008	DGP	
		10	—	2.91	33.81	26.97	8.18	1.44	0.31	—	—		100-0	2230 2250 2237 2257 2237 2307		
		20	—	2.91	33.81	26.97	8.18	1.44	0.31	—	6.97		1000-750			
		30	—	2.83	33.81	26.98	8.18	1.44	0.31	—	—		750-500			
		40	—	2.81	33.81	26.98	8.18	1.44	0.31	—	6.96		500-250			
		50	—	2.75	33.81	26.98	8.18	1.46	0.31	—	—		250-100			
		60	—	2.73	33.81	26.99	8.18	1.46	0.31	—	6.99		100-50			
		80	—	0.91	33.90	27.19	8.15	1.90	0.36	—	—		50-0			
		100	—	0.43	33.92	27.24	8.15	2.03	0.36	—	7.09		0-5			
		150	—	0.69	34.12	27.38	8.06	2.17	<0.01	—	6.16		—			
		200	—	1.29	34.27	27.46	8.00	2.30	0.00	—	4.99		122-0			
		300	—	1.82	34.45	27.56	7.95	2.43	0.00	—	4.09		370-180			
		400	—	1.96	34.54	27.63	7.95	2.43	0.00	—	3.85					
		600 ²	584	2.22	34.66	27.70	8.02	2.30	—	—	3.79					
		800 ²	—	2.12	34.69	27.73	8.08	2.28	—	—	3.91		—			
		1000 ²	1000	2.00	34.74	27.79	8.03	2.28	—	—	4.03		—			
		1500 ¹	1498	1.68	34.77	27.83	8.13	2.17	—	—	4.24		—			
		2000 ¹	—	1.21	34.72	27.83	8.18	2.32	—	—	4.23		—			
2500 ¹	—	0.82	34.70	27.84	8.16	2.32	—	—	4.34	—						
3000 ¹	—	0.43	34.69	27.85	8.18	2.38	—	—	4.42	—						
3500 ¹	3501	0.28	34.69	27.85	8.19	2.38	—	—	4.57	—						
1695	20	0	—	2.40	33.81	27.01	—	—	—	—	NHP N 50 V N 70 B N 100 B N 100 H	50-0	0903	KT		
												100-0	—		0918	
													171-0		0958	1018
													0-5		1000	1020
1696	21	0	—	1.03	33.90	27.18	8.18	1.22	0.31	—	7.18	NHP N 50 V N 70 V N 100 H N 70 B N 100 B N 70 B N 100 B	50-0	0905	DGP	
		10	—	1.03	33.90	27.18	8.18	1.31	0.30	—	—		100-0	1156 1216 1200 1220 1200 1230		
		20	—	1.02	33.90	27.18	8.18	1.35	0.30	—	7.19		1000-750			
		30	—	1.02	33.90	27.18	8.18	1.37	0.30	—	—		750-500			
		40	—	0.92	33.90	27.19	8.18	1.27	0.30	—	7.19		500-250			
		50	—	0.47	33.97	27.32	8.14	1.73	0.31	—	—		250-100			
		60	—	0.49	34.08	27.41	8.10	1.94	0.22	—	6.57		100-50			
		80	—	0.71	34.28	27.51	7.99	2.22	0.00	—	—		50-0			
		100	—	1.12	34.36	27.54	7.98	2.22	0.00	—	4.72		0-5			
		150	—	1.52	34.46	27.60	7.96	2.32	0.00	—	4.16		144-0			
		200	—	1.62	34.52	27.64	7.95	2.22	0.00	—	4.04		500-190			
		300	—	1.84	34.61	27.70	7.95	1.96	0.00	—	3.82					
		400	—	1.86	34.66	27.73	7.96	2.03	0.00	—	3.86					
		600 ²	597	1.91	34.70	27.77	8.05	2.09	—	—	3.91		—			
		800 ²	—	1.84	34.75	27.81	8.09	2.00	—	—	4.05		—			
		1000 ²	—	1.68	34.77	27.83	8.11	1.98	—	—	4.15		—			
		1490 ²	1490	1.29	34.73	27.83	8.07	1.96	—	—	4.31		—			
		1990 ¹	1984	0.87	34.70	27.83	8.12	2.07	—	—	4.36		—			
2490 ¹	—	0.48	34.69	27.84	8.17	2.15	—	—	4.39	—						
3000 ¹	—	0.17	34.69	27.86	8.19	2.07	—	—	4.57	—						
3500 ¹	3502	0.05	34.69	27.87	8.19	2.15	—	—	4.75	—						
1697	21	0	—	1.40	33.89	27.15	—	—	—	—	NHP N 50 V N 100 H N 70 B N 100 B	50-0	2006	KT		
												100-0	—		2013	
													0-5		2025	2055
													164-0		2027	2047

Station	Position	Date	Hour	Sounding (metres)	WIND		SEA		Weather	Barometer (millibars)	Air Temp. °C.		Remarks
					Direction	Force (knots)	Direction	Force			Dry bulb	Wet bulb	
1698	64° 23' 3" S, 145° 54' 4" E	1936 15 iii	0900	3721*	SW	25	SW	5	c	988.9	-3.05	-3.3	mod. av. conf. WSW swell
1699	64° 59' 5" S, 145° 48' 8" E	15 iii	1430	3476*	SSW	9	SSW	2	bc	995.6	-8.6	-8.7	mod. av. WSW swell
1700	65° 11' 9" S, 143° 40' 4" E	16 iii	0900	2801*	SE × E	10	SE × E	2	os	984.4	-4.2	-4.2	mod. av. conf. NE × N and NW swells
1701	64° 53' 6" S, 141° 33' 8" E	16 iii	2000	3200*	NE × N	4	NE × N	2	cm	984.1	0.6	0.1	heavy long NW swell
1702	64° 20' 1" S, 139° 54' E	17 iii	0900	3460*	NW × N	8	NW × N	3	bc	983.0	1.1	0.7	mod. long NW × W swell
1703	63° 28' S, 137° 50' E	17 iii	2100	3846*	SSW	4	SSW	2	c	979.0	0.8	-0.1	mod. long W swell
1704	62° 33' 4" S, 135° 51' 5" E	18 iii	0900	4177*	NW × W	12	NW × W	4	csp	978.3	0.5	0.0	mod. av. W × N swell
1705	61° 29' 8" S, 133° 32' 5" E	18 iii	2000	4547*	NNW	4	NNW	2	b	967.7	1.1	0.3	mod. av. WNW swell

Station	Age of moon (days)	HYDROLOGICAL OBSERVATIONS										BIOLOGICAL OBSERVATIONS				Remarks	
		Depth (metres)	Depth by thermometer	Temp. °C.	S	σ _t	pH	Mg.—atom m. ³			O ₂ c.c. litre	Gear	Depth (metres)	TIME			
								P	Nitrite N ₂	Si				From	To		
1698	22	0	—	0.07	33.99	27.32	—	—	—	—	—	NHP N 50 V N 70 B N 100 B	50-0 100-0 183-0	0902 — 0921	— 0915 0941	KT	
1699	22	0	—	-0.07	34.01	27.33	8.18	1.65	0.29	—	7.23	NHP N 50 V N 70 V	50-0 100-0 1000-750	1504	—	—	—
		10	—	-0.07	34.01	27.33	8.18	1.65	0.29	—	—	N 70 V	750-500	—	—	—	—
		20	—	-0.08	34.01	27.33	8.18	1.73	0.29	—	7.23	..	500-250	—	—	—	—
		30	—	-0.08	34.01	27.33	8.17	1.79	0.29	—	—	..	250-100	—	—	—	—
		40	—	-0.08	34.01	27.33	8.15	1.75	0.29	—	7.24	..	100-50	—	—	—	—
		50	—	-0.28	34.15	27.46	8.12	1.94	0.26	—	—	..	50-0	—	—	—	—
		60	—	-0.62	34.34	27.62	8.06	2.11	0.24	—	6.17	..	—	—	—	—	—
		80	—	-0.51	34.40	27.67	8.03	2.22	0.32	—	—	..	—	—	—	1720	—
		100	—	0.15	34.50	27.71	8.00	2.22	0.06	—	5.05	N 70 B	115-0	1747	1807	KT	
		150	—	0.97	34.61	27.75	7.96	2.22	0.00	—	4.38	N 100 B	—	—	—	—	—
		200	—	1.23	34.63	27.76	7.97	2.22	0.00	—	4.25	N 70 B	340-160	1747	1817	DGP	
		300	—	1.39	34.69	27.78	7.97	2.09	0.00	—	4.22	N 100 B	—	—	—	—	—
		400	—	1.33	34.70	27.80	7.98	2.03	0.00	—	4.28	..	—	—	—	—	—
		600 ²	—	1.35	34.72	27.82	8.07	2.09	—	—	—	..	—	—	—	—	—
		800 ²	803	1.18	34.71	27.83	8.07	2.13	—	—	—	..	—	—	—	—	—
		1000 ¹	997	1.03	34.70	27.83	8.11	2.11	—	—	—	..	—	—	—	—	—
		1500 ¹	—	0.62	34.70	27.85	8.12	2.11	—	—	—	..	—	—	—	—	—
		2000 ¹	—	0.26	34.69	27.86	8.14	2.24	—	—	—	..	—	—	—	—	—
		2500 ¹	—	0.02	34.68	27.87	8.17	2.24	—	—	—	..	—	—	—	—	—
		3000 ¹	3000	-0.12	34.69	27.88	8.11	2.24	—	—	—	..	—	—	—	—	—
1700	23	0	—	-1.10	33.90	27.29	—	—	—	—	—	NHP N 50 V N 70 B N 100 B N 70 B N 100 B	50-0 100-0 153-0 500-200	0909 — 0941 0941	— 0923 1001 1011	KT Depth estimated	
1701	23	0	—	-0.52	34.06	27.39	—	—	—	—	—	NHP N 50 V N 100 H N 70 B N 100 B N 70 B N 100 B	50-0 100-0 0-5 137-0 550-210	2004 — 2035 2041 2041	— 2020 2055 2101 2111	KT DGP	
1702	24	0	—	0.59	34.04	27.32	—	—	—	—	—	NHP N 50 V N 70 B N 100 B TYFB	50-0 100-0 125-0 2000-1250	0901 — 1035 1035	— 0916 1055 1135	KT DGP	
1703	24	0	—	1.50	33.98	27.22	—	—	—	—	—	NHP N 50 V N 100 H N 70 B N 100 B N 70 B N 100 B	50-0 100-0 0-5 128-0 400-180	2109 — 2145 2147 2147	— 2127 2215 2207 2217	KT DGP	
1704	25	0	—	1.32	33.92	27.18	—	—	—	—	—	NHP N 50 V N 100 H N 70 B N 100 B	50-0 100-0 0-5 120-0	0904 — 0920 0925	— 0915 0940 0945	-9 hours KT	
1705	25	0	—	1.38	33.89	27.15	8.20	1.46	0.35	—	7.21	NHP	50-0	2005	—	—	—
		10	—	1.38	33.89	27.15	8.20	1.44	0.35	—	—	N 50 V	100-0	—	—	—	—
		20	—	1.38	33.89	27.15	8.20	1.48	0.35	—	7.23	N 70 V	1000-750	—	—	—	—
		30	—	1.36	33.89	27.15	8.20	1.48	0.35	—	—	..	750-500	—	—	—	—
		40	—	1.32	33.89	27.15	8.20	1.50	0.34	—	7.22	..	500-250	—	—	—	—
		50	—	1.28	33.90	27.16	8.19	1.56	0.35	—	—	..	250-100	—	—	—	—

Station	Position	Date	Hour	Sounding (metres)	WIND		SEA		Weather	Barometer (millibars)	Air Temp. °C.		Remarks
					Direction	Force (knots)	Direction	Force			Dry bulb	Wet bulb	
1705 <i>cont.</i>	61° 29' 8" S, 133° 32' 5" E	1936 18 iii											
1706	62° 22' 8" S, 131° 56' 9" E	19 iii	0900	4494*	E × S	4	E × S	2	osp	976.5	1.0	0.6	mod. av. NW × N swell
1707	63° 36' 9" S, 129° 24' 7" E	19 iii	2000	3885*	ESE	3	ESE	1	csp	979.8	0.1	-0.3	low long conf. SE swell
1708	64° 30' S, 127° 31' 8" E	20 iii	0900	2876*	SE × E	9	SE × E	2	o	982.9	-4.2	-4.3	low long SE swell
1709	65° 05' 8" S, 127° 02' 4" E	20 iii	1338	1464*	S	5	S	1	bc	983.7	-10.7	-10.7	low long SE swell
1710	65° 00' S, 126° 21' 4" E	21 iii	1230	2470*	S	3	—	—	bc	985.7	-11.8	-12.0	low long SE swell
1711	65° 10' 5" S, 124° 02' 9" E	21 iii	2000	1657*	E × N	2	E × N	1	c	990.4	-6.8	-6.8	low long W swell
1712	65° 25' 7" S, 120° 48' 4" E	22 iii	1012	2493*	ESE	6	ESE	2	c	992.3	-5.5	-5.5	low long W swell

Station	Age of moon (days)	HYDROLOGICAL OBSERVATIONS										BIOLOGICAL OBSERVATIONS				Remarks	
		Depth (metres)	Depth by thermometer	Temp. °C.	s	at	pH	Mg.—atom m. ³			O ₂ cc. litre	Gear	Depth (metres)	TIME			
								P	Nitrite N ₂	Si				From	To		
1705 <i>cont.</i>	25	60	—	1·27	33·90	27·17	8·17	1·56	0·34	—	7·23	N 70 V	100-50				
		80	—	0·53	33·97	27·27	8·17	1·77	0·31	—	—	"	50-0	—	2145		
		100	—	-0·18	34·07	27·39	8·12	1·94	0·29	—	6·75	N 100 H	0-5	2310	2330		
		150	—	1·14	34·41	27·58	8·00	2·30	0·01	—	4·69	N 70 B	126-0	2313	2333	KT	
		200	—	1·46	34·50	27·63	8·00	2·40	0·00	—	4·27	N 100 B					
		300	—	1·65	34·57	27·68	7·98	2·34	0·00	—	4·02	N 70 B	390-150	2313	2343	DGP	
		400	—	1·84	34·64	27·72	7·98	2·34	0·00	—	3·91	N 100 B					
		600 ²	599	2·00	34·70	27·76	8·05	2·22	—	—	3·95						
		800 ²	—	1·91	34·72	27·78	8·06	2·13	—	—	4·04						
		1000 ²	—	1·78	34·77	27·83	8·15	2·20	—	—	4·02						
		1490 ²	1487	1·34	34·75	27·85	8·18	2·20	—	—	4·27						
		1980 ¹	1983	0·97	34·71	27·84	8·19	2·28	—	—	4·14						
		2480 ¹	—	0·56	34·69	27·84	8·22	2·40	—	—	4·22						
		2990 ¹	—	0·25	34·69	27·86	8·23	2·30	—	—	4·52						
		3490 ¹	—	0·06	34·68	27·87	8·20	2·34	—	—	4·60						
3990 ¹	3988	-0·04	34·68	27·87	8·22	2·34	—	—	4·86								
1706	26	0	—	1·51	33·91	27·16	—	—	—	—	—	NHP	50-0	0903			
													N 50 V	100-0	—	0914	
													N 100 H	0-5	0917	0937	
													N 70 B N 100 B	116-0	0922	0942	KT
1707	26	0	—	0·92	33·99	27·27	—	—	—	—	—	NHP	50-0	2007			
													N 50 V	100-0	—	2020	
													N 100 H	0-5	2035	2055	
													N 70 B N 100 B	112-0	2125	2145	KT
													TYFB	1150-800	2125	2215	DGP
1708	27	0	—	0·48	34·09	27·36	—	—	—	—	—	NHP	50-0	0908			
													N 50 V	100-0	—	0920	
													N 100 H	0-5	0928	0948	
													N 70 B N 100 B	123-0	0930	0950	KT
1709	27	0	—	-1·27	33·81	27·22	8·18	1·86	0·22	—	7·56	NHP	50-0	1343			
		10	—	-1·24	33·81	27·22	8·18	1·86	0·21	—	—	N 50 V	100-0				
		20	—	-1·15	33·82	27·23	8·18	1·84	0·22	—	7·48	N 70 V	1000-750				
		30	—	-1·18	33·82	27·23	8·18	1·84	0·21	—	—	"	750-500				
		40	—	-1·20	33·82	27·23	8·18	1·82	0·21	—	7·50	"	500-250				
		50	—	-1·14	33·85	27·25	8·18	1·84	0·21	—	—	"	250-100				
		60	—	-1·38	33·85	27·25	8·15	1·96	0·17	—	7·26	"	100-50				
		80	—	-1·07	34·17	27·51	8·11	2·05	0·14	—	—	"	50-0	—	1520		
		100	—	-1·75	34·22	27·56	8·11	2·05	0·11	—	6·98	N 70 B	114-0	1545	1605	KT	
		150	—	-1·80	34·35	27·68	8·10	2·09	0·06	—	6·83	N 100 B					
		200	—	-1·75	34·43	27·73	8·10	2·15	0·02	—	6·74	N 70 B	390-140	1545	1615	DGP	
		300	—	-1·53	34·45	27·74	8·09	2·07	0·00	—	6·57	N 100 B					
		400	—	-1·06	34·56	27·82	8·08	2·11	0·00	—	6·12						
		590 ¹	591	0·11	34·65	27·83	8·10	2·17	0·00	—	4·93						
790 ¹	—	0·07	34·68	27·87	8·15	2·28	0·00	—	4·78								
990 ¹	—	-0·27	34·66	27·86	8·16	2·22	0·00	—	5·10								
1480 ¹	—	-0·35	34·66	27·87	8·15	2·22	0·00	—	5·09								
1710	28	—	—	—	—	—	—	—	—	—	—	N 70 B N 100 B	109-0	1255	1315	KT. -9 hours	
													N 70 B N 100 B	400-240	1255	1325	DGP
1711	28	0	—	-1·10	34·00	27·37	—	—	—	—	—	NHP	50-0	2013			
													N 50 V	100-0	—	2025	
													N 70 B N 100 B	114-0	2054	2114	KT
													TYFB	290-0	2054	2144	DGP
1712	29	0	—	-1·70	34·01	27·39	—	—	—	—	—	NHP	50-0	1015			
													N 50 V	100-50	—	1026	-8 hours

Station	Position	Date	Hour	Sounding (metres)	WIND		SEA		Weather	Barometer (millibars)	Air Temp. °C.		Remarks
					Direction	Force (knots)	Direction	Force			Dry bulb	Wet bulb	
1712 <i>cont.</i>	65° 25.7' S, 120° 48.4' E	1936 22 iii											
1713	65° 00.9' S, 118° 34.9' E	22 iii	2000	2572*	SE × E	25	SE × E	4	os	983.6	-2.8	-2.9	mod. short SE swell
1714	64° 29.9' S, 116° 59.1' E	23 iii	0900	2124*	ESE	4	ESE	2	csp	987.5	-1.4	-1.4	mod. av. ESE swell
1715	63° 15.9' S, 113° 58.4' E	23 iii	2000	3273*	E × S	20	E × S	4	c	974.0	-0.1	-0.1	mod. av. ESE swell
1716	63° 43.4' S, 112° 20' E	24 iii	0900	—	ESE	29	ESE	5	o	966.9	-4.2	-4.2	heavy av. ESE swell
1717	63° 42.7' S, 108° 15' E	24 iii	2000	3427*	FSE	18	ESE	4	c	969.3	-4.4	-4.5	heavy av. ESE swell
1718	64° 22.6' S, 106° 33.3' E	25 iii	0900	2772*	SSW	5	SSW	2	c	974.9	-10.3	-10.3	mod. long ESE swell

Station	Age of moon (days)	HYDROLOGICAL OBSERVATIONS										BIOLOGICAL OBSERVATIONS				Remarks	
		Depth (metres)	Depth by thermometer	Temp. °C.	S ‰	σ _t	pH	Mg.—atom m. ³			O ₂ c.c. litre	Gear	Depth (metres)	TIME			
								P	Nitrite N ₂	Si				From	To		
1712 cont.	29											N 70 B N 100 B TYFB	108-0 480-350	1105 1105	1125 1135	KT DGP	
1713	29	0	—	-1.68	33.83	27.25	8.15	1.84	0.22	—	7.50	NHP N 50 V N 70 V	50-0 100-0 1000-750	2012			
		10	—	-1.68	33.83	27.25	8.12	1.84	0.22	—	—	„	750-500				
		20	—	-1.68	33.83	27.25	8.12	1.90	0.23	—	7.49	„	500-250				
		30	—	-1.68	33.83	27.25	8.11	1.86	0.22	—	—	„	250-100				
		40	—	-1.38	33.91	27.30	8.11	1.82	0.21	—	7.40	„	100-50				
		50	—	-1.70	34.03	27.41	8.10	2.01	0.19	—	—	„	50-0				
		60	—	-1.78	34.14	27.51	8.09	2.05	0.17	—	7.13	„	0-5	2200	2218	2248	
		80	—	-1.85	34.33	27.65	8.09	2.09	0.16	—	—	„	119-0	2220	2240	2250	KT DGP
		100	—	-1.89	34.33	27.65	8.09	2.11	0.15	—	6.98	N 100 H	470-190	2220	2250		
		150	—	-1.95	34.34	27.67	8.09	2.13	0.00	—	6.90	N 100 B					
		200	—	-1.95	34.38	27.70	8.08	2.13	0.06	—	6.82	N 100 B					
		300	—	-1.80	34.42	27.72	8.08	2.13	0.00	—	6.80						
		400	—	0.38	34.63	27.81	7.98	2.22	0.00	—	4.82						
		590 ¹	588	0.60	34.69	27.84	8.08	2.30	0.00	—	4.64						
		790 ¹	—	0.35	34.68	27.85	8.17	2.30	—	—	4.64						
		990 ¹	—	0.20	34.69	27.86	8.12	2.34	—	—	4.60						
		1480 ¹	—	-0.05	34.69	27.87	8.12	2.38	—	—	4.75						
		1970 ¹	1972	-0.23	34.68	27.88	8.19	2.34	—	—	4.86						
1714	30	0	—	-1.11	33.77	27.18	—	—	—	—	—	NHP N 50 V N 70 B N 100 B	50-0 100-0 148-0	0904 — 0926	0917 — 0946	KT	
1715	1	0	—	0.30	33.91	27.23	—	—	—	—	—	NHP N 50 V N 100 H N 100 B TYFB	50-0 100-0 0-5 108-0 1400-1100	2006 — 2035 2130 2130	2019 — 2055 2150 2220	KT DGP	
1716	1	0	—	-0.32	34.05	27.38	—	—	—	—	—	NHP N 100 B	50-0 115-0	0904 0925	0910 0945	KT	
1717	2	0	—	0.02	33.90	27.24	8.20	1.84	0.33	—	7.32	NHP N 50 V N 70 V	50-0 100-0 1000-750	2006			
		10	—	0.03	33.90	27.24	8.20	1.84	0.33	—	—	„	750-500				
		20	—	0.03	33.90	27.24	8.20	1.81	0.33	—	7.31	„	500-250				
		30	—	0.02	33.90	27.24	8.20	1.86	0.34	—	—	„	250-100				
		40	—	0.02	33.90	27.24	8.20	1.86	0.33	—	7.31	„	100-50				
		50	—	-1.29	34.26	27.58	8.13	1.90	0.15	—	—	„	50-0				
		60	—	-1.59	34.41	27.71	8.12	2.00	0.20	—	6.72	„	0-5	2210	2258		
		80	—	-1.69	34.41	27.72	8.10	2.11	0.34	—	—	„	101-0	2251	2311	KT	
		100	—	-1.79	34.42	27.72	8.08	2.19	0.12	—	6.53	N 100 H					
		150	—	-1.18	34.49	27.76	8.06	2.20	0.01	—	6.14	N 70 B					
		200	—	0.43	34.61	27.80	8.01	2.24	0.00	—	4.81	N 100 B					
		300	—	1.04	34.70	27.82	8.00	2.24	0.00	—	4.40	N 70 B					
		400	—	1.06	34.72	27.84	7.98	2.24	0.00	—	4.35	N 100 B	300-160	2251	2321	DGP	
		600 ²	591	1.20	34.73	27.84	8.06	2.24	—	—	4.22						
		800 ²	—	1.00	34.71	27.84	8.10	2.30	—	—	4.31						
		1000 ²	998	0.82	34.70	27.84	8.11	2.34	—	—	4.34						
		1470 ¹	1469	0.46	34.70	27.85	8.08	2.34	—	—	4.52						
		1970 ¹	—	0.14	34.69	27.86	8.09	2.40	—	—	4.65						
		2480 ¹	—	-0.09	34.68	27.88	8.22	2.40	—	—	4.72						
		2980 ¹	2982	-0.22	34.68	27.88	8.22	2.41	—	—	4.93						
1718	2	0	—	-1.48	34.08	27.45	—	—	—	—	—	NHP N 50 V N 100 H N 70 B N 100 B TYFB	50-0 100-0 0-5 113-0 900-550	0912 — 0950 1023 1023	0925 1010 1043 1120	KT DGP	

Station	Position	Date	Hour	Sounding (metres)	WIND		SEA		Weather	Barometer (millibars)	Air Temp. °C.		Remarks
					Direction	Force (knots)	Direction	Force			Dry bulb	Wet bulb	
1719	64° 15.5' S, 104° 03.4' E	1936 25 iii	2000	2066*	Lt airs	2	—	1	c	981.1	-8.5	-8.5	low long ESE swell
1720	63° 59.1' S, 100° 11.1' E	26 iii	1420	1518*	SW × W	14	SW × W	3	bc	988.3	-10.5	-10.5	low av. SW × W swell
1721	62° 50.1' S, 100° 51.4' E	27 iii	0900	—	WSW	35	WSW	7	bcq	976.8	-2.5	-2.8	heavy av. WSW swell
1722	61° 14.7' S, 102° 03.1' E	28 iii	0900	4263*	NW × W	13	NW × W	4	c	973.1	1.2	0.2	mod. av. NW swell
1723	60° 06.7' S, 102° 48.6' E	28 iii	2000	4404*	NW	3	NW	2	b	970.4	0.0	0.0	low long NW swell
1724	58° 51.6' S, 103° 41.3' E	29 iii	0900	4364*	SW × S	6	SW × S	2	c	972.6	0.5	-0.1	mod. long NW swell
1725	57° 17.4' S, 104° 52.6' E	29 iii	2000	4498*	SW	11	SW	3	bc	978.5	1.1	0.7	mod. long SW swell

Station	Age of moon (days)	HYDROLOGICAL OBSERVATIONS										BIOLOGICAL OBSERVATIONS				Remarks	
		Depth (metres)	Depth by thermometer	Temp. °C.	S ‰	σ _t	pH	Mg.—atom m. ³				O ₂ c.c. litre	Gear	Depth (metres)	TIME		
								P	Nitrite N ₂	Si					From		To
1719	3	0	—	1.70	33.94	27.33	—	—	—	—	—	NHP N 50 V N 100 B TYFB N 70 H	50-0 100-0 128-0 950-550 0-5	2016 — 2117 2117 2150	2030 2137 2213 2210	KT DGP	
1720	3	0	—	1.58	33.94	27.33	8.15	1.73	—	30.6	7.53	NHP	50-0	1427			
		10	—	1.58	33.94	27.33	8.15	1.69	—	31.4	—	N 50 V	100-0				
		20	—	1.58	33.94	27.33	8.15	1.79	—	31.2	7.56	N 70 V	1000-750				
		30	—	1.57	33.94	27.33	8.15	1.79	—	31.4	—	"	750-500				
		40	—	1.58	33.94	27.33	8.15	1.75	—	30.6	7.54	"	500-250				
		50	—	1.52	33.95	27.34	8.15	1.79	—	30.1	—	"	250-100				
		60	—	1.52	34.14	27.49	8.14	1.81	—	30.1	7.19	"	100-50				
		80	—	1.88	34.35	27.68	8.10	2.05	—	33.3	—	"	50-0	—	1630		
		100	—	1.92	34.40	27.71	8.09	2.13	—	35.3	6.76	N 70 B	104-0	1640	1700	KT	
		150	—	1.90	34.40	27.71	8.09	2.13	—	35.7	6.76	N 100 B					
		200	—	1.88	34.40	27.71	8.09	2.07	—	35.3	6.80	N 70 B					
		300	—	1.27	34.44	27.73	8.08	2.09	—	37.6	6.30	N 100 B	350-150	1640	1710	DGP	
		400	—	0.01	34.60	27.80	8.03	2.13	—	43.2	5.21						
		570 ¹	56I	0.56	34.68	27.84	8.11	2.13	—	48.5	4.61						
		770 ¹	—	0.34	34.68	27.85	8.14	2.13	—	53.6	4.57						
		970 ¹	98I	0.14	34.67	27.85	8.19	2.13	—	57.0	4.54						
1721	4	0	—	0.25	34.05	27.37	—	—	—	—	—	N 100 B N 100 B	90-0 300-140	0922 0922	0942 0952	KT. — 7 hours Depth estimated	
1722	5	0	—	0.89	33.92	27.21	8.18	1.56	—	18.4	7.20	NHP	50-0	0907			
		10	—	0.88	33.92	27.21	8.18	1.56	—	17.4	—	N 50 V	100-0				
		20	—	0.88	33.92	27.21	8.18	1.50	—	18.0	7.22	N 70 V	1000-750				
		30	—	0.88	33.92	27.21	8.18	1.58	—	17.6	—	"	750-500				
		40	—	0.86	33.92	27.21	8.18	1.62	—	16.8	7.20	"	500-250				
		50	—	0.85	33.92	27.21	8.18	1.62	—	16.7	—	"	250-100				
		60	—	0.85	33.92	27.21	8.17	1.60	—	15.8	7.18	"	100-50				
		80	—	0.85	33.92	27.21	8.15	1.69	—	15.2	—	"	50-0	—	1050		
		100	—	0.63	34.17	27.43	8.05	2.07	—	28.6	6.39	N 70 H	0-5	1155	1215		
		150	—	1.32	34.49	27.63	7.98	2.32	—	34.2	4.40	N 100 H					
		200	—	1.23	34.52	27.67	7.98	2.30	—	41.3	4.33	N 70 B					
		300	—	1.56	34.62	27.73	7.99	2.19	—	42.8	4.09	N 100 B	123-0	1204	1224	KT	
		400	—	1.55	34.66	27.75	7.99	2.19	—	39.5	4.11	N 70 B					
		600 ²	595	1.74	34.70	27.78	8.05	2.15	—	39.9	4.15	N 100 B	440-170	1204	1234	DGP	
		800 ²	—	1.62	34.74	27.82	8.05	2.13	—	48.5	4.27						
		1000 ²	—	1.46	34.74	27.83	8.11	2.11	—	45.5	4.24						
		1500 ²	1499	1.04	34.71	27.84	8.07	2.15	—	49.2	4.43						
		2000 ¹	1998	0.68	34.69	27.83	8.12	2.20	—	56.8	4.48						
		2500 ¹	—	0.32	34.69	27.85	8.20	2.20	—	55.9	4.49						
		3000 ¹	—	0.11	34.68	27.86	8.15	2.24	—	56.8	4.69						
		3500 ¹	—	0.05	34.68	27.87	8.23	2.24	—	56.8	4.78						
		4000 ¹	4008	0.09	34.68	27.88	8.23	2.26	—	56.8	4.86						
1723	6	0	—	1.10	33.87	27.16	—	—	—	—	—	NHP N 50 V N 70 H N 100 H N 70 B N 100 B TYFB	50-0 100-0 0-5 128-0 800-500	2007 — 2035 2106 2106	2020 2055 2126 2156	KT DGP	
1724	6	0	—	1.42	33.92	27.17	—	—	—	—	—	NHP N 50 V N 70 H N 70 B N 100 B	50-0 100-0 0-5 164-0	0907 — 0929 0931	0918 0949 0951	KT	
1725	7	0	—	1.53	33.96	27.20	8.20	1.54	—	8.4	7.17	NHP	50-0	2010			
		10	—	1.52	33.96	27.20	8.20	1.56	—	8.3	—	N 50 V	100-0				
		20	—	1.52	33.96	27.20	8.20	1.56	—	8.3	7.21	N 70 V	1500-1000				
		30	—	1.52	33.96	27.20	8.20	1.56	—	8.3	—	"	1000-750				
		40	—	1.52	33.96	27.20	8.20	1.56	—	8.3	7.18	"	750-500				

Station	Position	Date	Hour	Sounding (metres)	WIND		SEA		Weather	Barometer (millibars)	Air Temp. °C.		Remarks
					Direction	Force (knots)	Direction	Force			Dry bulb	Wet bulb	
1725 <i>cont.</i>	57° 17.4' S, 104° 52.6' E	1936 29 iii											
1726	56° 09.9' S, 105° 36.3' E	30 iii	0900	4289*	NW × W	7	NW × W	2	csp	976.2	0.6	0.5	mod. long NW × W swell
1727	54° 32.2' S, 106° 25.9' E	30 iii	2000	4004*	SSW	13	SSW	3	csp	979.7	1.7	1.0	mod. av. S swell
1728	53° 14.9' S, 107° 02' E	31 iii	0900	3588*	SW	23	SW	5	bc	991.8	2.2	0.6	heavy av. SW swell
1729	51° 48.2' S, 107° 50.2' E	31 iii	2000	4406*	WSW	8	WSW	3	c	1000.9	2.8	1.0	mod. long SW swell

Station	Age of moon (days)	HYDROLOGICAL OBSERVATIONS										BIOLOGICAL OBSERVATIONS				Remarks
		Depth (metres)	Depth by thermometer	Temp. °C.	S ‰	σ _t	pH	Mg.—atom m. ³			O ₂ c.c. litre	Gear	Depth (metres)	TIME		
								P	Nitrite N ₂	Si				From	To	
1725 cont.	7	50	—	1.52	33.96	27.20	8.20	1.65	—	8.2	—	N 70 V	500-250			
		60	—	1.52	33.96	27.20	8.20	1.62	—	8.4	7.15	"	250-100			
		80	—	1.53	33.96	27.20	8.20	1.63	—	8.1	—	"	100-50			
		100	—	0.03	34.04	27.35	8.12	2.03	—	19.0	7.06	"	50-0	—	2230	
		150	—	0.89	34.31	27.52	8.02	2.36	—	30.6	5.25	N 70 H	0-5	2305	2325	
		200	—	1.37	34.42	27.57	8.00	2.45	—	36.5	4.58	N 100 H				
		300	—	1.77	34.56	27.66	7.98	2.28	—	41.8	4.04	N 70 B	109-0	2317	2337	KT
		400	—	1.85	34.62	27.71	7.98	2.24	—	40.3	3.98	N 100 B				
		600 ²	597	1.97	34.70	27.75	8.06	2.24	—	43.3	3.97	N 70 B	320-150	2317	2347	DGP
		800 ²	—	1.87	34.72	27.78	8.06	2.19	—	46.2	4.03	N 100 B				
		1000 ²	—	1.73	34.76	27.82	8.08	2.13	—	45.6	4.11					
		1500 ²	1504	1.30	34.75	27.85	8.10	2.11	—	49.4	4.33					
		1990 ¹	1988	0.92	34.70	27.84	8.20	2.22	—	58.4	4.31					
		2490 ¹	—	0.50	34.70	27.85	8.21	2.26	—	60.4	4.26					
		2990 ¹	—	0.18	34.69	27.86	8.19	2.30	—	61.4	4.61					
		3490 ¹	—	-0.03	34.68	27.87	8.22	2.30	—	63.6	4.71					
3990 ¹	3990	-0.08	34.68	27.87	8.18	2.30	—	58.4	4.97							
1726	7	0	—	1.67	33.96	27.19	—	—	—	—	NHP	50-0	0903			
												N 50 V	100-0	—	0915	
												N 70 H	0-5	0926	0946	
												N 100 H				
												N 70 B	119-0	0928	0948	KT
												N 100 B				
1727	8	0	—	2.34	33.96	27.14	8.20	1.39	—	4.5	7.06	NHP	50-0	2010		
		10	—	2.32	33.96	27.14	8.20	1.39	—	4.6	—	N 50 V	100-0			
		20	—	2.32	33.96	27.14	8.20	1.43	—	4.5	7.07	N 70 V	1500-1000			
		30	—	2.32	33.96	27.14	8.19	1.52	—	4.4	—	"	1000-750			
		40	—	2.32	33.96	27.14	8.19	1.54	—	4.3	7.05	"	750-500			
		50	—	2.32	33.96	27.14	8.19	1.58	—	4.7	—	"	500-250			
		60	—	2.32	33.96	27.14	8.19	1.50	—	4.3	7.03	"	250-100			
		80	—	2.33	33.96	27.14	8.19	1.50	—	4.4	—	"	100-50			
		100	—	2.33	33.96	27.14	8.19	1.50	—	4.6	7.00	"	50-0	—	2230	
		150	—	0.79	34.05	27.32	8.12	2.01	—	16.3	6.75	N 70 H	0-5	2241	2301	
		200	—	1.04	34.17	27.40	8.06	2.22	—	26.9	5.80	N 100 H				
		300	—	1.81	34.37	27.50	8.01	2.41	—	33.3	4.58	N 70 B	133-0	2258	2318	KT
		400	—	1.97	34.48	27.58	8.01	2.41	—	39.3	4.13	N 100 B				
		600 ²	605	2.19	34.61	27.66	8.04	2.40	—	41.7	3.90	N 70 B	430-170	2258	2328	DGP
		800 ²	—	2.12	34.69	27.73	8.06	2.32	—	44.8	3.93	N 100 B				
		1000 ²	1006	2.04	34.70	27.76	8.07	2.30	—	41.7	4.04					
1480 ¹	1478	1.70	34.77	27.83	8.21	2.26	—	46.6	4.22							
1960 ¹	—	1.27	34.73	27.83	8.22	2.22	—	48.5	4.40							
2440 ¹	—	0.84	34.70	27.84	8.22	2.32	—	57.0	4.39							
2920 ¹	—	0.41	34.69	27.85	8.23	2.34	—	60.9	4.64							
3400 ¹	3396	0.17	34.69	27.86	8.20	2.38	—	60.9	4.72							
1728	8	0	—	2.70	34.04	27.17	—	—	—	—	NHP	50-0	0905			
												N 50 V	100-0	—	0916	
												N 70 H	0-5	0945	1005	
												N 100 B	100-0	1019	1039	KT
												TYFB	800-350	1019	1116	DGP
1729	9	0	—	3.14	33.93	27.04	8.17	1.46	—	3.9	6.93	NHP	50-0	2006		
		10	—	3.13	33.93	27.04	8.17	1.48	—	3.9	—	N 50 V	100-0			
		20	—	3.13	33.93	27.04	8.17	1.50	—	3.9	6.93	N 70 V	1500-1000			
		30	—	3.12	33.93	27.04	8.16	1.56	—	3.9	—	"	1000-750			
		40	—	3.11	33.93	27.04	8.16	1.62	—	3.8	6.92	"	750-500			
		50	—	2.99	33.95	27.07	8.16	1.63	—	3.9	—	"	500-250			
		60	—	2.88	33.95	27.08	8.16	1.67	—	3.8	6.91	"	250-100			
		80	—	2.84	33.95	27.08	8.15	1.69	—	3.6	—	"	100-50			
		100	—	2.73	33.94	27.08	8.15	1.69	—	3.6	6.92	"	50-0	—	2230	
		150	—	1.21	34.00	27.25	8.11	2.05	—	11.6	6.85	N 70 H	0-5	2250	2310	
		200	—	1.00	34.08	27.33	8.08	2.09	—	19.6	6.43	N 100 H				
		300	—	1.64	34.26	27.43	8.01	2.40	—	26.9	5.03	N 70 B	112-0	2303	2323	KT
		400	—	1.95	34.40	27.51	7.97	2.45	—	34.6	4.37	N 100 B				
		670 ²	671	2.19	34.61	27.66	8.00	2.43	—	40.7	3.89	N 70 B	430-210	2303	2333	DGP
880 ²	—	2.11	34.69	27.73	8.02	2.41	—	42.7	3.94	N 100 B						

Station	Position	Date	Hour	Sounding (metres)	WIND		SEA		Weather	Barometer (millibars)	Air Temp. °C.		Remarks
					Direction	Force (knots)	Direction	Force			Dry bulb	Wet bulb	
1729 <i>cont.</i>	51° 48' 2" S, 107° 50' 2" E	1936 31 iii											
1730	48° 48' 9" S, 109° 15' 5" E	2 iv	0900	3019*	SW	35	SW	6	bcq	1001.4	4.5	3.2	heavy av. conf. SW swell
1731	47° 39' 1" S, 109° 55' 8" E	2 iv	2000	3595*	W	10	W	3	bc	1014.6	5.3	4.4	mod. av. conf. SW swell
1732	45° 41' 3" S, 110° 53' 3" E	3 iv	1000	3897*	WNW	14	WNW	4	cp	1012.8	8.4	7.9	mod. av. WSW swell
1733	42° 00' 8" S, 112° 24' 3" E	4 iv	1403	4068*	SW × S	5	SW × S	5	c	1021.7	10.3	6.9	mod. av. SW swell

Station	Age of moon (days)	HYDROLOGICAL OBSERVATIONS										BIOLOGICAL OBSERVATIONS				Remarks		
		Depth (metres)	Depth by thermometer	Temp. °C.	S ‰	σ _t	pH	Mg. atom m. ⁻³				O ₂ c.c. litre	Gear	Depth (metres)	TIME			
								P	Nitrite N ₂	Si					From		To	
1729 cont.	9	1090 ²	1092	2.09	34.75	27.79	8.05	2.41	—	42.7	4.08							
		1500 ¹	1491	1.80	34.75	27.81	8.15	2.20	—	42.2	4.20							
		2000 ¹	—	1.35	34.74	27.84	8.26	2.24	—	52.8	4.23							
		2500 ¹	—	0.87	34.70	27.84	8.22	2.30	—	64.2	4.29							
		3000 ¹	—	0.47	34.70	27.85	8.22	2.36	—	66.5	4.50							
		3500 ¹	3495	0.22	34.70	27.87	8.25	2.36	—	67.8	4.60							
1730	10	0	—	4.66	33.90	26.86	8.18	1.20	—	1.6	6.71	NHP	50-0	0908				
		10	—	4.66	33.90	26.86	8.18	1.20	—	1.6	—	N 50 V	100-0					
		20	—	4.64	33.90	26.87	8.17	1.27	—	1.6	6.71	N 70 V	1000-750					
		30	—	4.64	33.90	26.87	8.16	1.25	—	1.6	—	"	750-500					
		40	—	4.64	33.90	26.87	8.16	1.31	—	1.8	6.73	"	500-250					
		50	—	4.64	33.90	26.87	8.16	1.29	—	1.5	—	"	250-100					
		60	—	4.63	33.90	26.87	8.15	1.33	—	1.5	6.67	"	100-50					
		80	—	4.64	33.90	26.87	8.15	1.31	—	1.5	—	"	50-0	—	1100			
		100	—	4.64	33.90	26.87	8.15	1.29	—	1.5	6.66	N 100 B	119-0	1133	1153	KT		
		150	—	2.31	33.98	27.16	8.12	1.48	—	7.9	6.56	N 100 B	420-230	1133	1203	DGP		
		200	—	2.81	34.07	27.19	8.06	1.56	—	11.3	6.19							
		300	—	3.03	34.18	27.25	8.04	0.95	—	16.0	5.39							
		400	—	2.82	34.25	27.32	7.99	1.84	—	22.1	4.93							
		600 ²	594	2.59	34.42	27.47	8.03	2.13	—	34.3	4.28							
		800 ²	—	2.42	34.49	27.55	8.04	2.24	—	36.4	3.92							
		1000 ¹	1005	2.27	34.55	27.62	8.04	2.24	—	39.8	3.87							
		1500 ¹	—	2.13	34.72	27.76	8.13	2.09	—	43.7	4.10							
2000 ¹	2001	1.75	34.77	27.83	8.14	2.09	—	49.2	4.21									
1731	11	0	—	6.39	34.00	26.73	—	—	—	—	—	NHP	50-0	2010				
													N 50 V	100-0	—	2023		
													N 70 H	0-5	2030	2050		
													N 70 B					KT
													N 100 B	128-0	2042	2102		
													N 70 B					
											N 100 B	420-180	2042	2112	DGP			
1732	11	0	—	7.67	34.13	26.66	8.18	0.97	—	1.1	6.25	NHP	50-0	1010				
		10	—	7.69	34.13	26.65	8.18	1.03	—	1.1	—	N 50 V	100-0					
		20	—	7.68	34.13	26.65	8.18	1.08	—	1.1	6.24	N 70 V	1500-1000					
		30	—	7.70	34.13	26.65	8.18	1.10	—	1.1	—	"	1000-750					
		40	—	7.73	34.14	26.66	8.18	1.10	—	1.2	6.24	"	750-500					
		50	—	7.73	34.14	26.66	8.18	1.12	—	1.2	—	"	500-250					
		60	—	7.73	34.14	26.66	8.18	1.14	—	1.2	6.24	"	250-100					
		80	—	7.74	34.14	26.65	8.17	1.16	—	1.2	—	"	100-50					
		100	—	8.65	34.38	26.71	8.18	1.06	—	1.8	5.98	"	50-0	—	1225			
		150	—	8.87	34.68	26.91	8.16	1.05	—	3.8	5.66	N 70 B						
		200	—	8.37	34.59	26.92	8.15	1.05	—	3.7	5.65	N 100 B	110-0	1251	1311	KT		
		300	—	7.68	34.50	26.95	8.14	1.06	—	4.9	5.69	N 70 B						
		400	—	6.73	34.38	26.99	8.13	1.20	—	5.4	5.78	N 100 B	310-110	1251	1321	DGP		
		600 ²	—	6.79	34.38	26.98	8.12	1.67	—	9.4	4.80							
		800 ²	—	4.14	34.34	27.27	8.13	2.17	—	17.5	4.54							
		1000 ²	1010	3.12	34.36	27.39	8.08	2.32	—	24.9	4.31							
		1450 ¹	1455	2.58	34.66	27.67	8.08	2.43	—	36.4	3.60							
1930 ¹	—	2.35	34.70	27.72	8.08	2.20	—	38.4	3.86									
2420 ¹	—	2.04	34.76	27.80	8.17	2.09	—	41.7	4.02									
2900 ¹	—	1.48	34.72	27.81	8.20	2.15	—	49.2	4.11									
3380 ¹	3380	1.25	34.71	27.82	8.09	2.24	—	49.2	4.30									
1733	13	0	—	11.37	34.79	26.57	8.22	0.46	—	1.6	5.83	NHP	50-0	1409				
		10	—	11.37	34.79	26.57	8.22	0.46	—	1.6	—	N 50 V	100-0					
		20	—	11.37	34.79	26.57	8.22	0.48	—	1.4	5.85	N 70 V	1500?-1000?	—	—	stray on wire		
		30	—	11.33	34.79	26.57	8.23	0.48	—	1.5	—	"	1000-750					
		40	—	11.35	34.79	26.57	8.23	0.49	—	1.4	5.83	"	750-500					
		50	—	11.35	34.79	26.57	8.23	0.49	—	1.4	—	"	500-250					
		60	—	11.35	34.79	26.57	8.23	0.49	—	1.4	5.79	"	250-100					
		80	—	11.34	34.79	26.57	8.23	0.55	—	1.3	—	"	100-50					
		100	—	11.28	34.80	26.59	8.21	0.55	—	1.4	5.73	"	50-0	—	1625			
		150	—	9.76	34.79	26.85	8.18	0.59	—	1.8	5.59	N 70 H						
200	—	9.59	34.79	26.88	8.18	0.63	—	1.9	5.61	N 100 H	0-5	1732	1752					

Station	Position	Date	Hour	Sounding (metres)	WIND		SEA		Weather	Barometer (millibars)	Air Temp. °C.		Remarks
					Direction	Force (knots)	Direction	Force			Dry bulb	Wet bulb	
1733 <i>cont.</i>	42° 00·8' S, 112° 24·3' E	1936 4 iv											
1734	38° 20·9' S, 113° 27' E	5 iv	1600	4629*	SW × S	12	SW × S	4	c	1030·0	13·7	9·6	mod. short SW swell
1735	34° 51·9' S, 114° 33·1' E	6 iv	2000	143*	SE	16	SE	4	bc	1030·3	16·7	14·9	mod. short conf. SE and S × W swells
1736	31° 58·1' S, 114° 52·2' E	14 iv	2000	860*	S × W	20	S × W	5	cqr	1012·3	17·8	16·1	heavy short conf. SSW swell
1737	32° 08·2' S, 111° 18·6' E	15 iv	2000	5290*	S × E	18	S × E	4	bc	1023·6	16·8	15·0	heavy av. S swell
1738	32° 10·6' S, 109° 16·3' E	16 iv	0900	5550*	S × E S × E	12 9	S × E S × E	3 3	bcp bc	1024·8 1023·8	16·3 16·3	13·3 13·8	mod. av. S swell ,,

Station	Age of moon (days)	HYDROLOGICAL OBSERVATIONS										BIOLOGICAL OBSERVATIONS				Remarks
		Depth (metres)	Depth by thermometer	Temp. °C.	S ‰	σ _t	pH	Mg.—atom m. ³			O ₂ c.c. litre	Gear	Depth (metres)	TIME		
								P	Nitrite N ₂	Si				From	To	
1733 cont.	13	300	—	9.20	34.72	26.89	8.17	0.72	—	2.2	5.66	N 70 B N 100 B	103 0	1735	1755	KT
		400	—	9.00	34.70	26.91	8.17	0.72	—	2.7	5.63					
		600 ²	600	8.58	34.63	26.92	8.19	1.03	—	3.8	5.16	N 70 B N 100 B	370-170	1735	1805	DGP
		800 ²	—	7.27	34.49	26.99	8.17	1.39	—	6.5	4.73					
		1000 ²	1010	5.11	34.39	27.21	8.12	1.81	—	13.7	4.40					
		1470 ¹	1465	3.01	34.49	27.49	8.13	2.47	—	35.3	3.57					
		1970 ¹	—	2.50	34.64	27.67	8.15	2.40	—	40.7	3.55					
		2460 ¹	—	2.16	34.74	27.78	8.19	2.24	—	45.4	3.86					
		2960 ¹	—	1.72	34.71	27.79	8.17	2.24	—	55.3	4.09					
		3450 ¹	3456	1.17	34.71	27.83	8.10	2.28	—	56.2	4.30					
1734	14	0	—	16.42	35.62	26.15	8.24	0.00	—	0.0	5.21	NHP N 50 V	50-0	1606		
		10	—	16.43	35.62	26.15	8.24	0.00	—	0.0	—					
		20	—	16.44	35.62	26.14	8.24	0.00	—	0.0	5.23	N 70 V	1500-1000			
		30	—	16.44	35.62	26.14	8.24	0.00	—	0.0	—					
		40	—	16.44	35.62	26.14	8.24	0.00	—	0.0	5.22	"	1000-750			
		50	—	16.43	35.63	26.15	8.24	0.00	—	0.0	—					
		60	—	16.43	35.63	26.15	8.24	0.00	—	0.3	5.20	"	750-500			
		80	—	16.44	35.64	26.15	8.24	0.00	—	0.5	—					
		100	—	16.47	35.65	26.15	8.24	0.00	—	0.7	5.20	"	500-250			
		150	—	15.44	35.59	26.34	8.24	0.00	—	0.8	5.24					
		200	—	14.56	35.49	26.46	8.25	0.00	—	0.9	5.16	N 100 B N 70 H	110-0	1905	1925	KT
		300	—	12.78	35.22	26.63	8.23	0.25	—	1.0	5.27					
		400	—	10.19	34.85	26.82	8.20	0.63	—	2.6	5.10	N 70 B N 100 B	0-5	1905	1925	
		600 ²	605	6.61	34.56	27.14	8.15	1.39	—	8.4	4.33					
		700 ²	—	4.36	34.43	27.31	8.10	1.84	—	22.5	4.03					
		800 ²	—	3.48	34.45	27.42	8.07	2.22	—	32.0	3.83					
		1480 ²	1479	2.70	34.61	27.62	8.04	2.28	—	40.7	3.50					
		1950 ¹	1949	2.39	34.70	27.72	8.17	2.28	—	49.2	3.40					
		2430 ¹	—	2.01	34.77	27.81	8.19	2.17	—	49.9	3.80					
		2910 ¹	—	1.57	34.74	27.82	8.24	2.22	—	52.0	3.87					
3400 ¹	—	1.24	34.74	27.84	8.20	2.22	—	57.0	3.89							
3880 ¹	3878	0.92	34.70	27.84	8.19	2.26	—	60.9	4.25							
1735	14	0	—	21.00	35.71	25.05	8.27	—	—	—	4.75	NHP N 50 V	50-0	2006		
		145	—	16.45	35.59	26.11	8.24	—	—	—	4.79					
													N 70 V	100-0		
													N 70 B N 100 B	50-0	—	2029
											N 70 H	72-0	2038	2058	KT	
											N 70 H	0-5	2103	2123		
1736	22	0	—	21.90	35.61	24.73	8.25	0.00	0.00	—	4.69	NHP N 50 V	50-0	2010		
		10	—	21.90	35.61	24.73	8.25	0.00	0.00	—	—					
		20	—	21.79	35.60	24.75	8.25	0.00	0.00	—	4.72	N 70 V	100-0			
		30	—	21.74	35.60	24.76	8.25	0.00	0.00	—	—					
		40	—	21.60	35.59	24.79	8.27	0.00	0.00	—	4.71	"	750-500			
		50	—	21.55	35.59	24.81	8.26	0.00	0.00	—	—					
		60	—	21.53	35.60	24.82	8.25	0.00	0.00	—	4.66	"	500-250			
		80	—	21.42	35.60	24.85	8.23	0.00	0.10	—	—					
		100	—	20.92	35.59	24.98	8.23	0.00	0.14	—	4.48	N 100 B N 100 B	100-50	—	2156	
		150	—	19.75	35.66	25.35	8.24	0.00	0.06	—	4.65					
		200	—	18.74	35.71	25.65	8.23	0.00	0.01	—	4.74	"	250-100			
		300	—	15.02	35.53	26.40	8.26	0.00	0.01	—	5.16					
		400	—	11.36	35.07	26.78	8.21	0.49	0.00	—	5.28	"	100-50			
600 ¹	—	9.18	34.71	26.89	8.25	1.22	0.00	—	4.97							
800 ¹	—	5.27	34.43	27.21	8.15	1.41	<0.01	—	4.16							
1737	23	0	—	21.28	35.68	24.95	—	—	—	—	—	TYFB N 100 H	1850-1500 0-5	2130 2132	2230 2152	DGP
1738	24	0	—	18.90	35.90	25.75	8.25	0.00	—	1.2	4.98	NHP N 50 V	50-0	0905		
		10	—	18.90	35.90	25.75	8.25	0.00	—	1.8	—					
		20	—	18.90	35.90	25.75	8.25	0.00	—	2.6	5.01	N 70 V	100-0			
		30	—	18.90	35.90	25.75	8.25	0.00	—	2.6	—					
		40	—	18.91	35.90	25.75	8.25	0.00	—	2.5	5.00	"	750-500			
		50	—	18.91	35.90	25.75	8.26	0.00	—	2.9	—					
		60	—	18.91	35.90	25.75	8.26	0.00	—	2.6	4.98	"	500-250			
											"	250-100				
											"	100-50				

Station	Position	Date	Hour	Sounding (metres)	WIND		SEA		Weather	Barometer (millibars)	Air Temp. °C.		Remarks
					Direction	Force (knots)	Direction	Force			Dry bulb	Wet bulb	
1738 <i>cont.</i>	32° 10.6' S, 109° 16.3' E	1936 16 iv											
1739	32° 05.9' S, 105° 23' E	17 iv	0900	5400*	SSE	9	SSE	3	c	1026.0	16.9	13.7	mod. av. S × E swell
1740	From 32° 01.1' S, 103° 57.5' E to 32° 01.1' S, 103° 53.6' E	17-18 iv	2000	— —	SE SE	10 10-12	SE SE	3 3	bc bc	1026.5 1026.5	17.4 17.4	15.0 14.9	mod. av. SSE swell „
1741	From 32° 01.1' S, 101° 59.1' E to 32° 01.1' S, 101° 47.9' E	18 iv	0905	3843*	SE SE	10 10	SE SE	3 3	c bc	1028.7 1027.1	17.2 17.6	14.3 14.7	mod. av. SSE swell „
1742	31° 57.9' S, 97° 54.5' E	19 iv	0900	1621*	SE × E	10	SE × E	3	c	1027.7	18.9	14.9	low av. SE × S swell

Station	Age of moon (days)	HYDROLOGICAL OBSERVATIONS										BIOLOGICAL OBSERVATIONS				Remarks	
		Depth (metres)	Depth by thermometer	Temp. °C.	S ‰	σ _t	pH	Mg.—atom m. ³				O ₂ c.c. litre	Gear	Depth (metres)	TIME		
								P	Nitrite N ₂	Si					From		To
1738 cont.	24	80	—	17.93	35.73	25.87	8.26	0.00	—	2.8	—	N 70 V	50-0	—	1058	KT DGP	
		100	—	15.94	35.59	26.23	8.27	0.00	—	2.7	5.30	N 100 H	0-5	1250	1310		
		150	—	13.61	35.35	26.56	8.24	0.21	—	2.2	5.22	N 70 B	112-0	1302	1322		
		200	—	12.04	35.19	26.75	8.24	0.34	—	2.3	5.26	N 100 B					
		300	—	10.83	34.95	26.79	8.20	0.49	—	2.9	5.18	N 70 B	340-230	1302	1332		
		400	—	9.65	34.77	26.85	8.17	0.61	—	3.1	5.12	N 100 B					
		590 ³	—	8.54	34.62	26.92	8.20	1.03	—	5.2	4.94						
		780 ³	774	6.30	34.48	27.13	8.19	1.43	—	14.8	4.21						
		980 ²	975	3.94	34.43	27.35	8.18	2.15	—	34.6	3.79						
		1470 ²	—	2.83	34.62	27.63	8.09	2.47	—	58.0	3.16						
		1960 ²	—	2.32	34.71	27.74	8.10	2.45	—	71.8	3.26						
		2460 ²	2455	1.95	34.72	27.77	8.10	2.45	—	79.6	3.57						
		2950 ¹	2909 ²	1.65	34.73	27.81	8.24	2.34	—	87.2	3.57						
		3450 ¹	—	1.40	34.72	27.81	8.22	2.30	—	89.3	3.64						
		3940 ¹	—	1.20	34.72	27.83	8.25	2.26	—	87.2	3.82						
		4440 ¹	—	1.06	34.71	27.84	8.21	2.30	—	89.3	4.00						
		4930 ¹	4934	1.00													
		1739	25	0	—	18.42	35.90	25.87	—	—	—	—	TYF 70 B	300-0	1034		1110
											TYFB	3000-2000(-0)	1034	1300			
												N 100 H	0-5	1145	1205		
1740	26	0	—	18.90	35.91	25.76	8.25	0.00	0.00	—	5.02	NHP	50-0	2007		- 8 hours - 7 hours 40 minutes	
		10	—	18.90	35.91	25.76	8.25	0.00	0.00	—	—	N 50 V	100-0				
		20	—	18.88	35.91	25.76	8.25	0.00	0.00	—	5.02	N 70 V	1000-750				
		30	—	18.84	35.91	25.77	8.25	0.00	0.00	—	—	"	750-500				
		40	—	18.81	35.91	25.78	8.25	0.00	0.00	—	5.03	"	500-250				
		50	—	18.81	35.91	25.78	8.25	0.00	0.00	—	—	"	250-100				
		60	—	18.81	35.91	25.78	8.25	0.00	0.00	—	5.01	"	100-50				
		80	—	17.75	35.79	25.95	8.25	0.00	0.00	—	—	"	50-0	—	2140		
		100	—	16.51	35.69	26.17	8.27	0.00	0.01	—	5.21	N 100 H	0-5	2346	0006		
		150	—	14.81	35.54	26.45	8.25	0.15	0.04	—	5.12	N 100 B	128-0	0000	0020		KT
		200	—	13.81	35.45	26.59	8.24	0.25	0.00	—	5.15	N 70 B	350-198	0000	0030		DGP
		300	—	12.86	35.33	26.69	8.23	0.27	0.00	—	5.29	N 100 B					
		400	—	11.34	35.07	26.78	8.20	0.48	0.00	—	5.31						
		580 ⁴	—	9.48	34.77	26.88	8.26	0.74	0.00	—	5.19						
		780 ³	—	8.16	34.61	26.96	8.23	1.05	0.00	—	4.81						
		970 ³	—	5.21	34.45	27.23	8.22	1.48	0.00	—	4.03						
		1460 ²	1460	3.06	34.55	27.55	8.10	2.19	—	—	3.21						
		1950 ²	—	2.48	34.71	27.73	8.09	2.26	—	—	3.22						
2430 ²	—	2.03	34.72	27.77	8.12	2.30	—	—	3.34								
2920 ²	—	1.67	34.72	27.79	8.20	2.17	—	—	3.56								
3410 ^{1,2}	3415	1.43	34.72	27.81	8.19	2.17	—	—	3.90								
3890 ¹	—	1.18	34.72	27.83	8.18	2.15	—	—	4.01								
4360 ¹	4357	1.00	34.71	27.84	8.19	2.03	—	—	4.08								
1741	26	—	—	—	—	—	—	—	—	—	TYF 70 B	320-0	1035	1135	Depth estimated DGP. - 7 hours		
												N 450 B	1550-900	1035		1235	
													N 450 B	900-0		1235	1335
1742	27	0	—	19.81	35.96	25.56	8.26	0.00	—	1.9	4.97	NHP	50-0	0900		KT DGP	
		10	—	19.83	35.96	25.56	8.26	0.00	—	2.0	—	N 50 V	100-0				
		20	—	19.83	35.96	25.56	8.26	0.00	—	2.1	4.96	N 70 V	1000-750				
		30	—	19.82	35.96	25.56	8.26	0.00	—	2.2	—	"	750-500				
		40	—	19.82	35.96	25.56	8.26	0.00	—	3.0	4.97	"	500-250				
		50	—	19.82	35.96	25.56	8.26	0.00	—	3.0	—	"	250-100				
		60	—	19.81	35.96	25.56	8.26	0.00	—	2.1	4.95	"	100-50				
		80	—	15.69	35.97	26.58	8.25	0.00	—	1.9	—	"	50-0	—	1035		
		100	—	14.81	35.58	26.48	8.24	0.00	—	2.8	5.30	N 70 B	113-0	1104	1124		KT
		150	—	13.49	35.37	26.60	8.23	0.25	—	2.9	5.17	N 100 B					
		200	—	12.40	35.22	26.71	8.21	0.29	—	3.0	5.24	N 70 B	350-190	1104	1134		DGP
		300	—	11.43	35.07	26.77	8.20	0.44	—	3.4	5.34	N 100 B					
		400	—	10.80	34.94	26.78	8.21	0.48	—	3.4	5.48						
		590 ¹	585	9.48	34.79	26.90	8.27	0.97	—	5.2	4.86						
		790 ¹	—	7.50	34.57	27.03	8.18	1.22	—	10.0	4.43						
		980 ¹	—	4.66	34.44	27.30	8.16	1.52	—	29.0	3.96						
		1480 ¹	1479	3.00	34.71	27.68	8.18	1.58	—	41.4	3.77						

Station	Position	Date	Hour	Sounding (metres)	WIND		SEA		Weather	Barometer (millibars)	Air Temp. °C.		Remarks
					Direction	Force (knots)	Direction	Force			Dry bulb	Wet bulb	
1743	32° 01.5' S, 93° 40.4' E	1936 20 iv	0900	4090*	NE × N	12	NE	3	cp	1022.0	18.6	16.4	low av. SE swell
1744	32° 07.2' S, 92° 10.8' E	20 iv	2000	4400*	NE	14	NE	3	bc	1015.3	20.3	18.3	mod. av. ENE swell
1745	32° 03.9' S, 88° 56.9' E	21 iv	2000	3319*	SW × S	14	SW × S	4	bc	1020.6	18.1	13.7	mod. short SW swell
1746	From 32° 02.1' S, 87° 02.5' E to 31° 56.6' S, 86° 55.1' E	22 iv	0900	1798* 2513*	SW × W SW × W	6 6	SW × W SW × W	2 2	bc bc	1027.5 1027.5	17.7 17.6	13.1 13.2	mod. av. SW swell ,,
1747	31° 51.6' S, 83° 35.9' E	23 iv	0900	4079*	SSW	6	SSW	2	bc	1028.0	20.0	15.9	low av. SW swell
1748	31° 54.7' S, 82° 08.9' E	23 iv	2000	3804*	SSW	4	SSW	2	b	1027.5	18.9	16.0	low av. SW swell

Station	Age of moon (days)	HYDROLOGICAL OBSERVATIONS										BIOLOGICAL OBSERVATIONS				Remarks
		Depth (metres)	Depth by thermometer	Temp. °C.	S ‰	σ _t	pH	Mg.—atom m. ³			O ₂ c.c. litre	Gear	Depth (metres)	TIME		
								P	Nitrite N ₂	Si				From	To	
1743	28	0	—	21.02	36.06	25.31	—	—	—	—	—	N 450 B N 450 B	2100-1150 1150-0	1030 1150	1150 1245	DGP
1744	29	0	—	20.50	36.03	25.43	8.26	0.00	0.00	—	4.90	NHP	50-0	2009		
		10	—	20.50	36.03	25.43	8.26	0.00	0.00	—	—	N 50 V	100-0			
		20	—	20.49	36.03	25.44	8.26	0.00	0.00	—	4.88	N 70 V	1000-750			
		30	—	20.49	36.03	25.44	8.26	0.00	0.00	—	—	"	750-500			
		40	—	20.50	36.03	25.43	8.26	0.00	0.00	—	4.90	"	500-250			
		50	—	20.52	36.03	25.43	8.25	0.00	0.00	—	—	"	250-100			
		60	—	20.52	36.03	25.43	8.25	0.00	0.00	—	4.87	"	100-50			
		80	—	18.72	35.84	25.75	8.27	0.00	0.00	—	—	"	50-0	—	2210	
		100	—	17.55	35.77	25.99	8.26	0.00	0.00	—	5.35	N 100 H	0-5	2320	2340	
		150	—	15.42	35.67	26.41	8.25	0.13	0.00	—	4.91	N 70 B				
		200	—	14.10	35.44	26.52	8.22	0.25	0.00	—	4.88	N 100 B	100-0	2321	2341	KT
		300	—	11.63	35.08	26.74	8.20	0.42	0.00	—	5.07	N 70 B				
		400	—	10.04	34.87	26.86	8.17	0.67	0.00	—	5.19	N 100 B	340-200	2321	2351	DGP
		600 ²	601	8.63	34.67	26.94	8.28	0.99	—	—	4.81					
		800 ²	—	6.40	34.51	27.13	8.19	1.44	—	—	4.18					
		1000 ²	—	4.30	34.45	27.33	8.09	2.11	—	—	3.86					
		1500 ²	1508	2.96	34.61	27.61	8.05	2.40	—	—	3.34					
		1930 ¹	1938	2.49	34.70	27.72	8.12	2.36	—	—	3.30					
		2410 ¹	—	2.01	34.73	27.78	8.13	2.17	—	—	3.81					
		2900 ¹	—	1.60	34.77	27.84	8.22	2.09	—	—	3.88					
		3380 ¹	—	1.31	34.75	27.85	8.23	2.11	—	—	3.97					
		3860 ¹	3858	1.15	34.72	27.83	8.23	2.11	—	—	4.01					
1745	0	0	—	20.69	35.94	25.32	—	—	—	—	—	TYFB	350-0 1600-800	2123 2123	2203 2223	Depth estimated DGP
1746	I	0	—	19.70	35.65	25.35	8.25	0.00	—	1.6	4.96	NHP	50-0	0905		-6 hours
		10	—	19.70	35.65	25.35	8.25	0.00	—	1.5	—	N 50 V	100-0			
		20	—	19.69	35.66	25.37	8.25	0.00	—	1.6	4.98	N 70 V	1000-750			
		30	—	19.70	35.67	25.37	8.25	0.00	—	1.5	—	"	750-500			
		40	—	19.71	35.67	25.37	8.25	0.00	—	1.6	4.97	"	500-250			
		50	—	19.71	35.67	25.37	8.25	0.00	—	1.5	—	"	250-100			
		60	—	19.71	35.67	25.37	8.25	0.00	—	1.7	4.95	"	100-50			
		80	—	14.64	35.37	26.36	8.26	0.13	—	1.9	—	"	50-0	—	1050	
		100	—	13.50	35.32	26.55	8.22	0.27	—	4.1	5.31	TYFB	370-0	1140	1220	Depth estimated
		150	—	12.71	35.23	26.65	8.21	0.38	—	2.9	5.19	"	850-500	1140	1230	DGP
		200	—	12.32	35.19	26.69	8.21	0.44	—	3.4	5.19	DRR	2513	1350	1415	
		300	—	11.63	35.08	26.74	8.20	0.57	—	3.8	5.22					
		400	—	10.94	34.97	26.78	8.18	0.63	—	4.5	5.20					
		590 ¹	597	9.79	34.85	26.88	8.28	0.89	—	4.8	4.89					
		790 ¹	—	7.74	34.61	27.03	8.19	1.35	—	10.3	4.42					
		990 ¹	—	5.10	34.42	27.22	8.12	1.73	—	26.9	4.12					
		1480 ¹	—	2.89	34.55	27.56	8.10	2.36	—	54.6	3.48					
		1980 ¹	1978	2.24	34.71	27.75	8.10	2.28	—	70.6	3.57					
1747	2	0	—	20.90	35.77	25.13	—	—	—	—	—	N 450 B N 450 B TYFB	1250-400 400-0 400-0	1003 1115 1207	1115 1135 1237	DGP Depth estimated
1748	2	0	—	20.76	35.60	25.03	8.24	0.00	0.00	—	4.89	NHP	50-0	2005		
		10	—	20.74	35.60	25.04	8.24	0.00	0.00	—	—	N 50 V	100-0			
		20	—	20.70	35.59	25.04	8.24	0.00	0.00	—	4.93	N 70 V	1000-750			
		30	—	20.70	35.59	25.04	8.24	0.00	0.00	—	—	"	750-500			
		40	—	20.59	35.56	25.05	8.25	0.00	0.00	—	4.90	"	500-250			
		50	—	18.51	35.40	25.47	8.26	0.00	0.00	—	—	"	250-100			
		60	—	15.50	35.35	26.15	8.26	0.10	0.04	—	5.84	"	100-50			
		80	—	13.99	35.33	26.46	8.25	0.23	0.78	—	—	"	50-0	—	2200	
		100	—	13.83	35.39	26.54	8.24	0.30	0.45	—	5.14	N 100 H	0-5	2216	2236	
		150	—	13.01	35.27	26.62	8.24	0.34	0.00	—	5.15	N 70 B				
		200	—	12.61	35.18	26.64	8.21	0.44	0.00	—	5.18	N 100 B	109-0	2221	2241	KT
		300	—	11.92	35.09	26.69	8.21	0.51	0.00	—	5.24	N 70 B				
		400	—	11.35	34.98	26.72	8.19	0.57	0.00	—	5.23	N 100 B	390-190	2221	2251	DGP
		600 ²	595	10.14	34.85	26.82	8.24	0.72	—	—	4.94					
		800 ²	—	8.35	34.62	26.95	8.19	1.14	—	—	4.65					

Station	Position	Date	Hour	Sounding (metres)	WIND		SEA		Weather	Barometer (millibars)	Air Temp. °C.		Remarks
					Direction	Force (knots)	Direction	Force			Dry bulb	Wet bulb	
1748 <i>cont.</i>	31 54.7' S, 82 08.9' E	1936 23 iv											
1749	32° 04.1' S, 77° 59.6' E	24 iv	2000	2944*	Lt airs	2	Smooth	—	bc	1023.2	19.7	17.8	low av. SW swell
1750	From 32° 12' S, 75° 32.6' E to 32 13.9' S, 75 21.5' E	25 iv	0900	3020*	Lt airs	2	Smooth	—	b	1021.4	22.0	18.3	low long conf. SW and ENE swells
1751	32° 07.9' S, 72° 15.7' E	26 iv	0900	4350*	S × E	7-10	S × E	2	c	1023.1	19.2	14.9	low long S × W swell
1752	32° 04.5' S, 70° 43.9' E	26 iv	2000	4520*	S	6	S	2	c	1021.5	18.3	14.4	low long S swell
1753	32° 00.4' S, 68° 50.9' E	27 iv	0900	4400*	SW	10	SW	3	bc	1018.0	18.8	16.1	mod. av. SW swell
1754	31° 48.9' S, 65° 30.3' E	28 iv	0900	4800*	S × E SSE	22 25	S × E SSE	4 5	c cq	1025.3 1025.3	16.2 16.0	11.9 11.1	mod. av. S swell heavy av. S swell

Station	Age of moon (days)	HYDROLOGICAL OBSERVATIONS										BIOLOGICAL OBSERVATIONS				Remarks	
		Depth (metres)	Depth by thermometer	Temp. °C.	S ‰	σ _t	pH	Mg.—atom m. ³			O ₂ c.c. litre	Gear	Depth (metres)	TIME			
								P	Nitrite N ₂	Si				From	To		
1748 cont.	2	1000 ²	996	5.38	34.40	27.17	8.10	1.73	—	—	4.34						
		1480 ¹	1481	3.10	34.54	27.54	8.08	2.47	—	—	3.35						
		1980 ¹	—	2.44	34.69	27.70	8.07	2.34	—	—	3.64						
		2470 ¹	—	1.91	34.73	27.79	8.15	2.09	—	—	3.93						
		2960 ¹	—	1.50	34.76	27.84	8.17	2.13	—	—	4.03						
		3460 ¹	3458	1.38	34.74	27.84	8.15	2.22	—	—	4.08						
1749	3	0	—	19.60	35.55	25.30	—	—	—	—	TYFB	450-0	2055	2135	Depth estimated DGP		
											„	1050-600	2055	2145			
1750	4	0	—	20.67	35.71	25.14	8.26	0.00	—	2.3	4.88	NHP	50-0	0907		-5 hours	
		10	—	20.60	35.71	25.16	8.26	0.00	—	2.1	—	N 50 V	100-0				
		20	—	20.60	35.71	25.16	8.26	0.00	—	2.3	4.87	N 70 V	1000-750				
		30	—	20.40	35.65	25.17	8.27	0.00	—	2.9	—	„	750-500				
		40	—	20.35	35.65	25.18	8.27	0.00	—	2.4	4.90	„	500-250				
		50	—	20.34	35.64	25.17	8.25	0.00	—	2.5	—	„	250-100				
		60	—	18.51	35.53	25.57	8.27	0.00	—	2.7	5.36	„	100-50				
		80	—	14.90	35.45	26.36	8.26	0.10	—	2.7	—	„	50-0				
		100	—	14.31	35.44	26.48	8.26	0.21	—	3.6	5.26	N 450 H	2000-1900	1315	1515		DGP
		150	—	13.41	35.35	26.60	8.23	0.34	—	2.5	5.10	N 450 B	1900-0	1515	1655		
		200	—	12.91	35.26	26.63	8.21	0.42	—	3.4	5.15						
		300	—	12.25	35.16	26.68	8.21	0.53	—	4.0	5.18						
		400	—	11.85	35.09	26.71	8.22	0.61	—	4.5	5.23						
		600 ²	—	10.69	34.92	26.79	8.23	0.76	—	4.5	5.04						
		800 ²	797	8.94	34.72	26.93	8.17	1.10	—	5.5	4.81						
		970 ¹	965	6.57	34.49	27.09	8.21	1.52	—	14.2	4.16						
		1460 ¹	—	2.95	34.52	27.53	8.13	2.34	—	48.7	3.58						
		1940 ¹	—	2.31	34.73	27.75	8.12	2.24	—	58.2	3.74						
2430 ¹	—	1.84	34.74	27.80	8.14	2.36	—	74.9	3.69								
2920 ¹	2925	1.62	34.75	27.83	8.14	2.30	—	76.5	3.73								
1751	5	0	—	21.38	35.72	24.96	—	—	—	—	N 450 H	900-850	0940	1140	DGP		
											N 450 B	850-0	1140	1230			
1752	5	0	—	20.93	35.78	25.13	8.27	0.00	0.00	—	4.83	NHP	50-0	2008			
		10	—	20.91	35.78	25.13	8.26	0.00	0.00	—	—	N 50 V	100-0				
		20	—	20.91	35.78	25.13	8.26	0.00	0.00	—	4.86	N 70 V	1000-750				
		30	—	20.90	35.78	25.14	8.25	0.00	0.00	—	—	„	750-500				
		40	—	20.91	35.78	25.13	8.25	0.00	0.00	—	4.85	„	500-250				
		50	—	20.91	35.78	25.13	8.25	0.00	0.00	—	—	„	250-100				
		60	—	20.11	35.65	25.24	8.25	0.00	0.00	—	4.95	„	100-50				
		80	—	17.99	35.64	25.78	8.28	0.00	0.00	—	—	„	50-0				
		100	—	16.51	35.63	26.13	8.27	0.00	0.00	—	5.33	N 100 H	0-5	2230	2252		KT
		150	—	14.78	35.49	26.41	8.25	0.17	0.42	—	5.08	N 70 B	108-0	2246	2306		
		200	—	13.91	35.41	26.54	8.24	0.23	0.00	—	5.04	N 100 B					
		300	—	13.11	35.28	26.60	8.22	0.32	0.00	—	5.14	N 70 B					
		400	—	12.44	35.19	26.67	8.22	0.44	0.00	—	5.10	N 100 B	338-168	2246	2316		DGP
		600 ²	613	10.74	34.95	26.81	8.23	0.84	—	—	4.78						
		800 ²	—	8.90	34.70	26.91	8.19	1.06	—	—	4.67						
		1000 ²	—	6.00	34.48	27.17	8.20	1.44	—	—	4.20						
		1500 ²	1500	3.05	34.53	27.53	8.05	2.36	—	—	3.62						
		1990 ¹	1994	2.35	34.68	27.71	8.18	3.42	—	—	3.65						
2490 ¹	—	1.97	34.75	27.80	8.19	2.38	—	—	3.57								
2990 ¹	—	1.71	34.75	27.82	8.13	2.38	—	—	3.67								
3490 ¹	—	1.37	34.74	27.84	8.15	2.40	—	—	3.84								
3990 ¹	3986	1.07	34.71	27.84	8.14	2.38	—	—	4.04								
1753	6	0	—	19.80	35.65	25.33	—	—	—	—	TYFB	2900-1400	1035	1150	DGP		
1754	7	0	—	21.13	35.65	24.97	8.26	0.00	—	2.2	4.83	NHP	50-0	0902			
		10	—	21.11	35.65	24.97	8.26	0.00	—	2.2	—	N 50 V	100-0				
		20	—	21.11	35.65	24.97	8.26	0.00	—	2.2	4.86	N 70 V	1000-750				
		30	—	21.11	35.65	24.97	8.26	0.00	—	2.2	—	„	750-500				
		40	—	21.12	35.65	24.97	8.25	0.00	—	2.2	4.84	„	500-250				
		50	—	21.12	35.65	24.97	8.24	0.00	—	2.6	—	„	250-100				
		60	—	20.84	35.64	25.04	8.24	0.00	—	2.3	4.89	„	100-50				
		80	—	16.60	35.55	26.05	8.27	0.00	—	2.1	—	„	50-0		1045		

Station	Position	Date	Hour	Sounding (metres)	WIND		SEA		Weather	Barometer (millibars)	Air Temp. °C.		Remarks
					Direction	Force * (knots)	Direction	Force			Dry bulb	Wet bulb	
1754 <i>cont.</i>	31° 48.9' S, 65° 30.3' E	1936 28 iv											
1755	From 32° 00.6' S, 62° 11.7' E to 32° 00.6' S, 62° 03.2' E	29 iv	0900	4818*	NE NE	6 4	NE NE	2 2	c bc	1028.8 1028.6	16.4 18.4	11.2 12.8	mod. av. S × E swell
1756	32° 00' S, 60° 55.6' E	29-30 iv	2000	5607*	WNW	12	WNW	3	bc	1023.1	18.8	15.6	low long SSE swell
1757	31° 58.2' S, 57° 20.3' E	30 iv	2000	3224*	S × E	5	S × E	2	c	1023.1	17.0	13.4	mod. short S × W swell
1758	From 31° 55.6' S, 55° 06.5' E to 31° 55' S, 55° 05.1' E	1 v	0900	5045*	W airs NW airs	2 2-5	— —	1 1	b c	1024.2 1024.2	18.3 18.3	14.1 14.0	low av. S × W swell ,,

Station	Age of moon (days)	HYDROLOGICAL OBSERVATIONS										BIOLOGICAL OBSERVATIONS				Remarks	
		Depth (metres)	Depth by thermometer	Temp. °C.	S ‰	σ _t	pH	Mg.—atom m. ³			O ₂ c.c. litre	Gear	Depth (metres)	TIME			
								P	Nitrite N ₂	Si				From	To		
1754 <i>cont.</i>	7	100	—	15.55	35.55	26.29	8.25	0.00	—	2.6	5.32	TYFB	900-100	1420	1450	DGP	
		150	—	14.43	35.47	26.48	8.24	0.27	—	4.1	5.01						
		200	—	13.91	35.43	26.55	8.23	0.27	—	3.8	5.08						
		300	—	13.23	35.29	26.59	8.22	0.42	—	4.0	5.10						
		400	—	12.54	35.18	26.65	8.22	0.48	—	4.4	5.11						
		600 ³	—	11.10	34.98	26.77	8.24	0.74	—	4.9	4.85						
		800 ³	—	8.93	34.72	26.93	8.18	1.12	—	7.3	4.66						
		990 ³	994	6.40	34.49	27.11	8.18	1.48	—	16.5	4.24						
		1470 ²	—	3.26	34.49	27.47	8.10	2.28	—	46.2	3.65						
		1960 ²	1929 ²	2.46	34.68	27.70	8.10	2.19	—	61.1	3.65						
		2450 ²	2449	2.01													
		2980 ¹	2972	1.76													
		3470 ¹	—	1.45	34.73	27.82	8.21	2.32	—	87.4	3.74						
		3970 ¹	—	0.71	34.70	27.85	8.22	2.36	—	89.5	4.08						
		4470 ¹	4474	0.59	34.69	27.84	8.21	2.36	—	91.7	4.32						
1755	8	0	—	19.80	35.81	25.45	—	—	—	—	N 450	2200-2400 (-1700)	1030	1230	DGP		
												N 450 B	1700-0	1230	1400		
1756	8	0	—	20.20	35.71	25.27	8.27	0.00	0.00	—	4.92	NHP	50-0	2005			
		10	—	20.19	35.71	25.27	8.26	0.00	0.00	—	—	N 50 V	100-0				
		20	—	20.19	35.71	25.27	8.26	0.00	0.00	—	4.93	N 70 V	1000-750				
		30	—	20.19	35.71	25.27	8.25	0.00	0.00	—	—	"	750-500				
		40	—	20.20	35.71	25.27	8.25	0.00	0.00	—	4.91	"	500-250				
		50	—	20.20	35.71	25.27	8.25	0.00	0.00	—	—	"	250-100				
		60	—	20.20	35.71	25.27	8.25	0.00	0.00	—	4.89	"	100-50				
		80	—	18.91	35.63	25.55	8.27	0.00	0.00	—	—	"	50-0				
		100	—	16.28	35.48	26.07	8.26	0.00	0.00	—	5.65	N 100 H	0-5				
		150	—	14.21	35.46	26.52	8.24	0.25	0.01	—	5.01	N 70 B	91-0				
		200	—	13.73	35.37	26.55	8.24	0.29	0.00	—	5.05	N 100 B					
		300	—	13.08	35.27	26.61	8.23	0.40	0.00	—	5.03	N 70 B					
		400	—	12.44	35.17	26.66	8.20	0.49	0.00	—	5.03	N 100 B	420-140				
		590 ³	—	11.06	34.95	26.75	8.23	0.97	—	—	4.82						
		790 ³	—	8.89	34.70	26.92	8.19	1.29	—	—	4.55						
		990 ³	987	6.07	34.44	27.13	8.17	1.62	—	—	4.22						
		1480 ²	—	3.04	34.52	27.52	8.04	2.45	—	—	3.67						
		1980 ²	—	2.43	34.67	27.69	8.11	2.28	—	—	3.60						
2480 ²	2483	2.05	34.71	27.76	8.10	2.36	—	—	3.60								
2970 ²	2971	1.74	34.74	27.81	8.21	2.36	—	—	3.54								
3470 ¹	3478	1.39	34.72	27.81	8.21	2.38	—	—	3.80								
3960 ¹	—	0.76	34.70	27.84	8.17	2.38	—	—	4.30								
4460 ¹	—	0.51	34.69	27.84	8.24	2.38	—	—	4.28								
4950 ¹	4944	0.49	34.69	27.84	8.29	2.40	—	—	4.36								
1757	9	0	—	20.00	35.79	25.38	—	—	—	—	N 450 H	470-450		2030	2230	DGP	
												N 450 B		470-0	2230	2300	DGP
1758	10	0	—	20.27	35.60	25.16	8.28	0.00	—	1.8	4.91	NHP		50-0	0907		- 4 hours
		10	—	20.23	35.60	25.18	8.27	0.00	—	2.0	—	N 50 V		100-0			
		20	—	20.21	35.60	25.18	8.27	0.00	—	2.0	4.94	N 70 V		1000-750			
		30	—	20.10	35.59	25.20	8.26	0.00	—	2.0	—	"		750-500			
		40	—	20.01	35.58	25.22	8.26	0.00	—	2.0	4.97	"	500-250				
		50	—	19.84	35.57	25.26	8.25	0.00	—	2.2	—	"	250-100				
		60	—	19.41	35.55	25.35	8.25	0.00	—	1.3	5.04	"	100-50				
		80	—	17.36	35.53	25.86	8.23	0.00	—	1.9	—	"	50-0				
		100	—	16.50	35.53	26.06	8.25	0.13	—	2.3	5.07	N 450 B	1400-650				
		150	—	15.41	35.48	26.26	8.24	0.19	—	3.5	4.88	"					
		200	—	14.81	35.48	26.40	8.24	0.21	—	3.1	4.88	"					
		300	—	13.84	35.37	26.53	8.23	0.30	—	4.0	4.91		650-0				
		390	—	13.23	35.27	26.58	8.20	0.40	—	4.4	4.92						
		590 ³	—	11.63	35.07	26.73	8.25	0.67	—	5.0	4.79						
		780 ³	781	9.37	34.80	26.93	8.24	0.97	—	7.1	4.54						
980 ³	—	6.51	34.48	27.10	8.22	1.27	—	15.3	4.24								
1470 ²	—	3.16	34.49	27.48	8.09	2.28	—	46.2	3.73								
1950 ²	—	2.45	34.69	27.70	8.11	2.28	—	62.2	3.62								
2440 ²	2436 ²	2.19	34.74	27.77	8.10	2.28	—	68.0	3.75								

Station	Position	Date	Hour	Sounding (metres)	WIND		SEA		Weather	Barometer (millibars)	Air Temp. °C.		Remarks
					Direction	Force (knots)	Direction	Force			Dry bulb	Wet bulb	
1758 <i>cont.</i>	From 31° 55' 6" S, 55° 06' 5" E to 31° 55' S, 55° 05' 1" E	1936 1 v											
1759	31° 54' 5" S, 51° 27' 9" E	2 v	0900	4801*	N	12	N	3	bc	1018.9	21.3	18.5	low long N swell
1760	31° 57' 6" S, 49° 57' 4" E	2 v	1942	3746*	N × E	9	N × E	2	c	1016.8	21.1	14.4	low short N swell
1761	32° 03' 5" S, 47° 59' 8" E	3 v	0900	3599*	N × W	18	N × W	4	cq	1011.2	22.3	21.4	mod. short N swell
1762	31° 57' 3" S, 44° 23' 2" E	4 v	0900	1967*	SW × W	11	SW × W	3	b	1017.7	20.6	15.0	mod. av. SW swell
1763	32° 00' 7" S, 40° 46' 1" E 32° 03' 5" S, 40° 45' 2" E 32° 05' 7" S, 40° 44' E	5 v	0900 1300 1700	4550* 4600* —	N × E N N	15 20 20	N × E N N	4 4 4	c c c	1016.1 1016.1 1013.0	22.2 22.2 22.2	18.6 18.6 18.6	low av. W swell low av. conf. N × W swell low av. N swell

Station	Age of moon (days)	HYDROLOGICAL OBSERVATIONS										BIOLOGICAL OBSERVATIONS				Remarks	
		Depth (metres)	Depth by thermometer	Temp. °C.	S %	σ _t	pH	Mg.—atom m. ³			O ₂ c.c. litre	Gear	Depth (metres)	TIME			
								P	Nitrite N ₂	Si				From	To		
1758 cont.	10	2950 ¹	2943	1.80	34.75	27.81	8.21	2.28	—	70.6	3.77						
		3440 ¹	—	1.41	34.75	27.84	8.18	2.26	—	70.5	4.08						
		3940 ¹	—	1.10	34.73	27.84	8.13	2.24	—	81.6	4.22						
		4430 ¹	—	1.04	34.73	27.85	8.23	2.24	—	81.6	4.07						
		4920 ¹	4931 ²	1.02	34.73	27.85	8.21	2.22	—	83.4	4.16						
1759	11	0	—	20.90	35.72	25.09	—	—	—	—		N 450 B	1800-1150	1015	1105	DGP	
														1150-0	1105	1200	DGP
1760	11	0	—	21.22	35.66	24.95	8.27	0.00	0.00	—	4.83	NHP	50-0	1950			
		10	—	21.20	35.66	24.96	8.26	0.00	0.00	—	—	N 50 V	100-0				
		20	—	21.20	35.66	24.96	8.26	0.00	0.00	—	4.85	N 70 V	1000-750				
		30	—	21.15	35.65	24.96	8.26	0.00	0.00	—	—	„	750-500				
		40	—	21.13	35.65	24.97	8.26	0.00	0.00	—	4.84	„	500-250				
		50	—	21.12	35.65	24.97	8.26	0.00	0.00	—	—	„	250-100				
		60	—	20.71	35.64	25.07	8.26	0.00	0.00	—	4.90	„	100-50				
		80	—	18.81	35.57	25.52	8.26	0.00	0.00	—	—	„	50 0				
		100	—	17.61	35.58	25.83	8.26	0.00	0.00	—	5.23	N 100 H	0-5				
		150	—	15.84	35.54	26.22	8.24	0.25	0.02	—	4.88	N 70 B					
		200	—	14.87	35.50	26.40	8.23	0.32	0.00	—	4.91	N 100 B	121-0				
		300	—	14.03	35.44	26.54	8.23	0.36	0.00	—	5.01	N 70 B					
		400	—	13.32	35.33	26.60	8.22	0.42	0.00	—	5.04	N 100 B	440-238				
		600 ²	596	11.75	35.08	26.72	8.28	0.78	—	—	4.69						
		800 ²	—	9.94	34.85	26.86	8.24	0.99	—	—	4.67						
		1000 ²	999	6.99	34.58	27.11	8.19	1.44	—	—	4.30						
		1480 ¹	1472	3.38	34.50	27.47	8.17	2.32	—	—	3.68						
		1980 ¹	—	2.52	34.70	27.71	8.21	2.32	—	—	3.58						
		2480 ¹	—	2.25	34.78	27.80	8.14	2.32	—	—	3.90						
		2980 ¹	—	1.80	34.78	27.83	8.16	2.32	—	—	3.87						
3480 ¹	3487	1.25	34.75	27.85	8.15	2.24	—	—	4.04								
1761	12	0	—	21.46	35.65	24.88	—	—	—	—	TYF 70 B	1800-650	1015	1115	DGP		
1762	13	0	—	21.31	35.64	24.91	8.26	0.00	0.00	—	4.84	NHP	50-0	0908			
		10	—	21.30	35.64	24.91	8.26	0.00	0.00	—	—	N 50 V	100-0				
		20	—	21.30	35.64	24.91	8.26	0.00	0.00	—	4.86	N 70 V	1000-750				
		30	—	21.30	35.64	24.91	8.26	0.00	0.00	—	—	„	750-500				
		40	—	21.30	35.64	24.91	8.26	0.00	0.00	—	4.86	„	500-250				
		50	—	21.18	35.65	24.96	8.26	0.00	0.00	—	—	„	250-100				
		60	—	21.03	35.68	25.02	8.25	0.00	0.00	—	4.84	„	100-50				
		80	—	20.52	35.68	25.15	8.25	0.00	0.00	—	—	„	50-0				
		100	—	18.22	35.61	25.70	8.25	0.10	0.01	—	5.00	TYF 70 B	850-600				
		150	—	16.43	35.55	26.09	8.24	0.23	<0.01	—	4.71						
		200	—	16.03	35.55	26.18	8.23	0.27	0.00	—	4.74						
		300	—	15.09	35.48	26.33	8.22	0.30	0.00	—	4.82						
		390	—	14.14	35.41	26.49	8.22	0.34	0.00	—	4.82						
		590 ¹	586	12.42	35.19	26.67	8.27	0.59	—	—	4.57						
		780 ¹	—	10.42	34.91	26.83	8.26	0.97	—	—	4.51						
		980 ¹	—	8.17	34.67	27.01	8.21	1.31	—	—	4.36						
		1470 ¹	—	3.62	34.49	27.44	8.11	2.28	—	—	3.75						
1850 ¹	1853	2.80	34.67	27.66	8.12	2.17	—	—	3.63								
1763	14	0	—	22.07	35.49	24.59	8.28	0.00	—	2.9	4.68	N 450 B	3400-2000	1055	1210	DGP	
		10	—	22.07	35.49	24.59	8.27	0.00	—	2.9	—	N 450 B	2000-0				
		20	—	21.90	35.52	24.65	8.27	0.00	—	2.8	4.70	NHP	50-0				
		30	—	21.59	35.55	24.77	8.26	0.00	—	3.2	—	N 50 V	100-0				
		40	—	21.52	35.56	24.79	8.25	0.00	—	3.2	4.78	N 70 V	1000-750				
		50	—	21.31	35.57	24.86	8.25	0.00	—	2.8	—	„	750-500				
		60	—	21.13	35.57	24.91	8.24	0.00	—	2.4	4.76	„	500-250				
		80	—	19.93	35.56	25.22	8.26	0.00	—	2.7	—	„	250-100				
		100	—	18.22	35.54	25.66	8.21	0.11	—	4.8	4.46	„	100-50				
		150	—	16.65	35.53	26.03	8.23	0.23	—	4.1	4.41	„	50-0				
		200	—	16.22	35.53	26.12	8.22	0.27	—	4.2	4.45	TYFB	500-0				
		290	—	15.43	35.49	26.27	8.22	0.32	—	4.1	4.63						
		380	—	14.15	35.37	26.46	8.22	0.40	—	4.1	4.59						
		570 ²	570	12.35	35.18	26.69	8.27	0.51	—	4.6	4.44						
		770 ²	—	10.31	34.91	26.85	8.23	0.97	—	5.3	4.58						
970 ²	—	7.71	34.62	27.05	8.19	1.22	—	13.4	4.18								

Station	Position	Date	Hour	Sounding (metres)	WIND		SEA		Weather	Barometer (millibars)	Air Temp. °C.		Remarks
					Direction	Force (knots)	Direction	Force			Dry bulb	Wet bulb	
1763 <i>cont.</i>	32° 00.7' S, 40° 46.1' E 32° 03.5' S, 40° 45.2' E 32° 05.7' S, 40° 44' E	1936 5 v											
1764	32° 00.8' S, 36° 21.7' E	6 v	2000	2430*	S airs	2	—	1	b	1016.6	20.8	15.8	mod. av. WSW swell
1765	From 32° 00.6' S, 33° 46.9' E to 32° 00.8' S, 33° 42' E	7 v	1230	3480*	NNE NNE	24 24	NNE NNE	5 5	bc bc	1007.0 1006.4	23.4 23.4	21.0 21.5	mod. av. NNE swell ,,
1766	From 31° 54.7' S, 29° 48.1' E to 32° 00' S, 29° 43.3' E	8 v	1315	2538*	SSW SSW	12 9	SSW SSW	3 3	bc bc	1023.3 1023.3	20.5 20.4	15.7 15.7	mod. av. SSW swell ,,
1767	33° 50.4' S, 17° 10.7' E	18 v	1935	1623*	Lt var. airs	4	—	0	b	1025.6	14.7	11.7	mod. long S swell

Station	Age of moon (days)	HYDROLOGICAL OBSERVATIONS										BIOLOGICAL OBSERVATIONS				Remarks
		Depth (metres)	Depth by thermometer	Temp. C.	S ‰	σ _t	pH	Mg.—atom m. ³			O ₂ c.c. litre	Gear	Depth (metres)	TIME		
								P	Nitrite N ₂	Si				From	To	
1763 cont.	14	1470 ²	—	3.62	34.49	27.44	8.11	2.22	—	39.1	3.64					
		1960 ²	1962	2.75	34.70	27.69	8.12	2.22	—	50.1	3.72					
		2400 ¹	2399	2.53	34.81	27.80	8.23	2.05	—	48.7	3.82					
		2890 ¹	—	2.30	34.82	27.83	8.23	1.67	—	47.4	4.28					
		3380 ¹	—	1.81	34.80	27.85	8.25	1.77	—	48.7	4.26					
		3880 ¹	—	1.30	34.76	27.85	8.21	1.88	—	68.0	4.37					
		4370 ¹	4366	0.70	34.72	27.86	8.18	1.67	—	74.9	4.41					
1764	15	0	—	22.39	35.50	24.50	—	—	—	—	N 450 H N 450 B	1000	2045	2245	DGP	
												1000-0	2245	2325		
1765	16	0	—	22.29	35.48	24.52	8.28	0.00	0.00	—	4.73	NHP N 50 V N 70 V TYF 70 B	50-0	1237	DGP	
		10	—	22.28	35.48	24.52	8.28	0.00	0.00	—	—		100-0			
		20	—	22.27	35.48	24.52	8.28	0.00	0.00	—	4.74		1000-750			
		30	—	22.27	35.48	24.52	8.27	0.00	0.00	—	—		750-500			
		40	—	22.23	35.48	24.53	8.27	0.00	0.00	—	4.72		500-250			
		50	—	22.22	35.48	24.53	8.26	0.00	0.00	—	—		250-100			
		60	—	22.00	35.49	24.61	8.26	0.00	0.00	—	4.71		100-50			
		80	—	21.33	35.48	24.78	8.26	0.00	0.10	—	—		50-0			
		100	—	20.03	35.53	25.18	8.25	0.00	0.11	—	4.57		1350-800			
		150	—	17.51	35.54	25.83	8.23	0.23	0.00	—	4.26		1535			
		200	—	15.91	35.47	26.15	8.20	0.40	0.00	—	4.00		1615			
		300	—	13.75	35.33	26.51	8.20	0.49	0.00	—	4.49					
		390	—	12.53	35.21	26.67	8.20	0.57	0.00	—	4.62					
		580 ²	578	10.64	35.02	26.88	8.24	0.70	—	—	4.56					
		780 ²	—	8.02	34.67	27.03	8.17	1.43	—	—	4.34					
		970 ²	974	5.74	34.50	27.21	8.09	1.73	—	—	4.00					
		1480 ¹	—	3.46	34.63	27.57	8.08	2.28	—	—	3.28					
		1980 ¹	—	2.68	34.75	27.74	8.12	2.03	—	—	3.78					
		2470 ¹	—	2.39	34.81	27.82	8.14	1.52	—	—	4.32					
		2970 ¹	2968	2.26	34.82	27.84	8.21	1.43	—	—	4.30					
1766	17	0	—	24.18	35.31	23.85	8.27	0.00	—	1.7	4.55	NHP N 50 V N 70 V N 450 B N 450 B	50-0	1320	DGP	
		10	—	24.18	35.31	23.85	8.27	0.00	—	1.8	—		100-0			
		20	—	24.18	35.31	23.85	8.27	0.00	—	6.9	4.54		1000-750			
		30	—	24.18	35.31	23.85	8.26	0.00	—	8.2	—		750-500			
		40	—	24.19	35.31	23.85	8.25	0.00	—	2.3	4.52		500-250			
		50	—	22.79	35.32	24.25	8.23	0.00	—	2.8	—		250-100			
		60	—	21.30	35.35	24.70	8.21	0.11	—	3.2	4.07		100-50			
		80	—	18.40	35.40	25.50	8.17	0.38	—	6.7	—		50-0			
		100	—	17.91	35.44	25.65	8.17	0.46	—	6.2	3.66		1200-600			
		150	—	16.86	35.57	26.00	8.23	0.19	—	9.5	4.61		600-0			
		190	—	15.87	35.52	26.19	8.22	0.25	—	3.2	4.67					
		280	—	14.40	35.27	26.33	8.14	0.68	—	7.4	4.09					
		370	—	11.84	35.10	26.72	8.16	0.82	—	8.7	4.17					
		520 ¹	522	9.79	34.86	26.89	8.21	1.06	—	10.5	4.15					
		590 ¹	—	8.28	34.72	27.03	8.15	1.39	—	18.0	3.86					
		650 ¹	—	7.06	34.66	27.16	8.09	2.00	—	26.3	3.63					
		810 ¹	—	4.83	34.60	27.39	8.02	2.41	—	48.7	—					
950 ¹	953	4.06	34.68	27.55	8.08	2.45	—	60.1	2.88							
1767	27	0	—	16.05	35.31	26.00	8.28	0.17	0.16	—	5.24	N 50 V N 70 V N 100 H N 70 B N 100 B N 70 B N 100 B	100-0	1941	DGP	
		10	—	16.02	35.31	26.00	8.27	0.17	0.16	—	—		1000-750			
		20	—	15.98	35.31	26.01	8.25	0.17	0.16	—	5.27		750-500			
		30	—	15.98	35.31	26.01	8.25	0.17	0.17	—	—		500-250			
		40	—	15.99	35.31	26.01	8.25	0.17	0.17	—	5.22		250-100			
		50	—	15.99	35.31	26.01	8.24	0.17	0.17	—	—		100-50			
		60	—	15.99	35.31	26.01	8.25	0.17	0.19	—	5.17		50-0			
		80	—	12.50	34.89	26.43	8.19	0.53	0.04	—	—		0-5			
		100	—	12.00	34.91	26.54	8.17	0.65	0.01	—	4.77		2140			
		150	—	11.30	34.99	26.73	8.18	0.72	0.00	—	4.66		2149			
		200	—	10.41	34.88	26.81	8.13	0.95	0.00	—	4.60		2209			
		300	—	8.11	34.64	27.00	8.08	1.08	0.00	—	4.34		2149			
		400	—	6.53	34.50	27.11	8.08	1.25	0.00	—	4.44		2219			
		600 ¹	596	4.35	34.35	27.26	8.14	1.75	—	—	4.53					
800 ¹	—	3.40	34.43	27.42	8.06	1.77	—	—	4.00							
1000 ¹	—	3.03	34.52	27.52	8.10	2.11	—	—	3.75							
1500 ¹	1500	2.89	34.78	27.74	8.11	1.69	—	—	4.22							

Station	Position	Date	Hour	Sounding (metres)	WIND		SEA		Weather	Barometer (millibars)	Air Temp. °C.		Remarks
					Direction	Force (knots)	Direction	Force			Dry bulb	Wet bulb	
1768	33° 49' 8" S, 12° 50' 8" E	1936 19 v	2000	4600*	SE	9	SE	3	b	1022.7	15.0	12.2	low long SE swell
1769	33° 43' 3" S, 08° 38' 5" E	20 v	2000	5085*	SSW	23	SSW	4	cqr	1013.0	14.4	14.1	mod. av. SW swell
1770	33° 49' 1" S, 05° 10' 8" E	21 v	2000	5217*	S	4	S	2	c	1027.7	13.4	8.9	mod. av. S swell

Station	Age of moon (days)	HYDROLOGICAL OBSERVATIONS										BIOLOGICAL OBSERVATIONS				Remarks	
		Depth (metres)	Depth by thermometer	Temp. °C.	S ‰	σ _t	pH	Mg.—atom m. ³				O ₂ c.c. litre	Gear	Depth (metres)	TIME		
								P	Nitrite N ₂	Si					From		To
1768	28	0	—	16.98	35.48	25.90	8.27	0.00	—	2.8	5.19	NHP	50-0	2008			
		10	—	16.98	35.48	25.90	8.27	0.00	—	3.0	—	N 50 V	100-0				
		20	—	16.90	35.47	25.92	8.27	0.21	—	0.8	5.19	N 70 V	1000-750				
		30	—	16.88	35.47	25.92	8.27	0.00	—	1.3	—	..	750-500				
		40	—	16.83	35.46	25.93	8.27	0.00	—	1.1	5.18	..	500-250				
		50	—	16.81	35.46	25.93	8.27	0.00	—	1.1	—	..	250-100				
		60	—	16.72	35.46	25.95	8.27	0.00	—	3.5	5.17	..	100-50				
		80	—	16.20	35.38	26.02	8.23	0.19	—	1.6	—	..	50-0			2145	
		100	—	15.29	35.34	26.19	8.21	0.30	—	2.3	4.62	N 100 H	0-5		2300	2320	
		150	—	13.90	35.19	26.37	8.20	0.36	—	1.3	4.87	N 70 B			2313	2333	KT
		200	—	13.31	35.19	26.49	8.19	0.48	—	2.5	4.65	N 100 B	90 0		2313	2333	KT
		300	—	11.32	34.98	26.73	8.18	0.80	—	3.1	4.79	N 70 B			2313	2343	DGP
		400	—	9.33	34.73	26.87	8.12	0.97	—	5.1	4.78	N 100 B	290 150		2313	2343	DGP
		590 ³	599	6.20	34.47	27.13	8.14	1.67	—	16.3	4.41						
		790 ³	—	4.21	34.37	27.29	8.10	2.01	—	27.4	4.45						
		980 ²	982	3.32	34.43	27.42	8.08	2.32	—	40.5	4.06						
		1430 ²	—	2.76	34.66	27.66	8.13	2.15	—	51.1	3.82						
		1920 ²	1914	2.65	34.83	27.80	8.18	1.69	—	41.4	4.41						
		2400 ¹	2402	2.49	34.84	27.83	8.19	1.58	—	42.4	4.60						
		2870 ¹	—	2.33	34.84	27.84	8.23	1.65	—	44.6	4.60						
3350 ¹	—	2.04	34.83	27.85	8.19	1.63	—	51.1	4.66								
3930 ¹	—	1.34	34.77	27.86	8.24	1.82	—	77.7	4.37								
4310 ¹	4300	1.02	34.74	27.86	8.20	2.13	—	79.4	4.40								
1769	29	0	—	17.89	35.61	25.78	8.25	0.00	0.01	—	5.09	NHP	50-0	2004		- 1 hour	
		10	—	17.86	35.61	25.79	8.25	0.00	0.01	—	—	N 50 V	100-0				
		20	—	17.86	35.61	25.79	8.25	0.00	0.01	—	5.10	N 70 V	1000-750				
		30	—	17.85	35.61	25.79	8.25	0.00	0.01	—	—	..	750-500				
		40	—	17.84	35.61	25.80	8.25	0.00	0.01	—	5.10	..	500-250				
		50	—	17.82	35.61	25.80	8.25	0.00	0.01	—	—	..	250-100				
		60	—	17.82	35.61	25.80	8.24	0.00	0.01	—	5.07	..	100-50				
		80	—	17.81	35.61	25.80	8.24	0.00	0.01	—	—	..	50-0			2216	
		100	—	17.80	35.61	25.81	8.24	0.00	0.01	—	5.04	N 70 B			2317	2337	KT
		150	—	16.01	35.46	26.12	8.22	0.15	0.01	—	4.65	N 100 B	100-0		2317	2347	DGP
		200	—	14.41	35.28	26.33	8.22	0.25	0.00	—	4.95	N 100 B	340-140		2317	2347	DGP
		300	—	12.53	35.08	26.56	8.19	0.53	0.00	—	4.77						
		400	—	11.18	34.95	26.73	8.16	0.80	0.00	—	4.62						
		600 ³	—	8.07	34.59	26.97	8.15	1.29	—	—	4.40						
		790 ³	792	4.96	34.31	27.15	8.11	1.58	—	—	4.88						
		990 ²	993	3.61	34.32	27.31	8.16	1.84	—	—	4.53						
		1480 ²	—	2.83	34.58	27.59	8.07	2.22	—	—	3.78						
		1980 ²	1980	2.85	34.78	27.75	8.14	1.71	—	—	4.41						
		2490 ¹	2493	2.59	34.84	27.82	8.22	1.43	—	—	4.52						
		2990 ¹	—	2.40	34.85	27.83	8.25	1.46	—	—	4.64						
3490 ¹	—	2.23	34.85	27.85	8.23	1.46	—	—	4.70								
3990 ¹	—	1.53	34.78	27.85	8.28	1.60	—	—	4.37								
4480 ¹	4482	1.12	34.75	27.86	8.18	1.88	—	—	4.37								
1770	I	0	—	17.69	35.69	25.89	8.27	0.00	<0.01	—	5.06	NHP	50-0	2005			
		10	—	17.69	35.69	25.89	8.27	0.00	<0.01	—	—	N 50 V	100-0				
		20	—	17.69	35.69	25.89	8.27	0.00	<0.01	—	5.06	N 70 V	1000-750				
		30	—	17.69	35.69	25.89	8.27	0.00	<0.01	—	—	..	750-500				
		40	—	17.70	35.69	25.89	8.27	0.00	<0.01	—	5.06	..	500-250				
		50	—	17.70	35.69	25.89	8.27	0.00	<0.01	—	—	..	250-100				
		60	—	17.70	35.69	25.89	8.26	0.00	<0.01	—	5.04	..	100-50				
		80	—	17.71	35.69	25.88	8.26	0.00	<0.01	—	—	..	50-0			2150	
		100	—	17.71	35.69	25.88	8.26	0.06	<0.01	—	5.03	N 100 H	0-5		2255	2315	
		150	—	15.91	35.47	26.15	8.24	0.23	0.00	—	4.69	N 100 B	100-0		2310	2330	KT
		200	—	15.21	35.44	26.28	8.23	0.25	0.00	—	4.84	N 70 B			2310	2340	DGP
		300	—	13.61	35.16	26.40	8.21	0.34	0.00	—	4.74	N 100 B	340-210		2310	2340	DGP
		400	—	12.24	35.05	26.59	8.19	0.61	0.00	—	4.69						
		600 ³	—	9.56	34.75	26.86	8.17	1.01	—	—	4.56						
		800 ³	802	5.88	34.52	27.21	8.21	1.35	—	—	4.55						
		990 ²	980	4.22	34.37	27.29	8.14	2.11	—	—	4.25						
		1490 ²	—	2.92	34.55	27.56	8.07	2.28	—	—	3.75						
		1990 ²	1988	2.80	34.72	27.70	8.09	1.81	—	—	4.24						
		2480 ¹	2482	2.63	34.84	27.82	8.24	1.60	—	—	4.48						

Station	Position	Date	Hour	Sounding (metres)	WIND		SEA		Weather	Barometer (millibars)	Air Temp. °C.		Remarks
					Direction	Force (knots)	Direction	Force			Dry bulb	Wet bulb	
1770 <i>cont.</i>	33° 49.1' S, 05° 10.8' E	1936 21 v											
1771	From 33° 54' S, 01° 46.5' E to 33° 54.3' S, 01° 42.2' E	22 v	1800	4884*	N NNW	8 9	N NNW	3 2	c bc	1029.8 1030.6	15.9 15.7	11.9 12.8	low long SSW swell low conf. N and S x W swells
1772	From 36° 01.8' S, 00° 04.3' E to 36° 06.8' S, 00° 05.4' E	23 v	1800	4948*	S x W Lt S airs	11 —	S x W S	3 2	cpd cpd	1025.8 1028.4	13.9 13.7	13.0 12.0	mod. short W x N swell
1773	From 39° 07' S, 00° 15.5' E to 39° 04' S, 00° 12.5' E	24 v	1800	5202*	NW x N NW	27 24	NW x W NW	5 5	ce or	1011.7 1011.2	15.1 13.4	14.3 13.1	mod. short NW x N swell mod. av. NW swell

Station	Age of moon (days)	HYDROLOGICAL OBSERVATIONS										BIOLOGICAL OBSERVATIONS				Remarks	
		Depth (metres)	Depth by thermometer	Temp. °C.	S ‰	σ _t	pH	Mg.—atom m. ³			O ₂ c.c. litre	Gear	Depth (metres)	TIME			
								P	Nitrite N ₂	Si				From	To		
1770 cont.	1	2980 ¹	—	2.39	34.85	27.84	8.30	1.52	—	—	4.57						
		3470 ¹	—	2.28	34.85	27.84	8.24	1.52	—	—	4.69						
		3970 ¹	—	1.73	34.80	27.86	8.26	1.81	—	—	4.48						
		4470 ¹	4468	1.13	34.75	27.86	8.21	2.13	—	—	4.41						
1771	2	0	—	17.50	35.49	25.79	8.26	0.00	—	1.0	5.15	N 100 H	0-5	1840	1900		
		10	—	17.49	35.49	25.79	8.26	0.00	—	1.0	—	N 70 B	100-0	1847	1907		KT
		20	—	17.49	35.49	25.79	8.26	0.00	—	0.3	5.13	N 100 B					
		30	—	17.58	35.52	25.78	8.26	0.00	—	0.2	—	N 70 B	418-150	1847	1937		Depth estimated
		40	—	17.59	35.52	25.78	8.26	0.00	—	0.5	5.14	N 100 B					
		50	—	17.59	35.52	25.78	8.26	0.00	—	0.6	—	N 70 B	750-450	1847	1937		DGP
		60	—	17.62	35.53	25.78	8.26	0.00	—	0.8	5.09	N 100 B					
		80	—	17.70	35.56	25.79	8.26	0.00	—	1.0	—	NHP	50-0	2005			
		100	—	15.63	35.47	26.21	8.24	0.21	—	0.8	5.10	N 50 V	100-0				
		150	—	14.13	35.28	26.39	8.22	0.30	—	0.9	4.97	N 70 V	1500-1000				
		200	—	13.28	35.19	26.50	8.22	0.38	—	1.2	4.92	"	1000-750				
		300	—	12.23	35.12	26.65	8.22	0.49	—	1.8	4.87	"	750-500				
		390	—	10.14	34.89	26.86	8.17	0.91	—	2.8	4.83	"	500-250				
		580 ²	583	7.41	34.53	27.01	8.17	1.43	—	6.8	4.56	"	250-100				
		780 ²	—	4.61	34.32	27.20	8.17	1.84	—	16.4	4.76	"	100-50				
		980 ²	—	3.46	34.31	27.31	8.18	2.05	—	24.9	4.75	"	50-0	—	2335		
		1470 ²	—	2.78	34.57	27.58	8.04	2.28	—	46.4	3.98	"					
		1970 ²	1972	2.74	34.77	27.75	8.09	2.00	—	43.5	4.29	"					
		2270 ¹	2263	2.60	34.84	27.82	8.27	1.67	—	42.4	4.30	"					
		2720 ¹	—	2.41	34.86	27.84	8.24	1.62	—	43.0	4.60	"					
		3180 ¹	—	2.33	34.86	27.85	8.29	1.56	—	43.5	4.62	"					
		3630 ¹	—	2.21	34.86	27.86	8.31	1.52	—	50.4	4.48	"					
		4090 ¹	4093	1.53	34.79	27.86	8.30	1.37	—	65.1	4.13	"					
1772	3	0	—	15.85	35.17	25.94	8.25	0.00	—	3.6	5.27	N 100 H	0-5	1845	1905		
		10	—	15.80	35.17	25.95	8.25	0.00	—	1.1	—	N 70 B	113-0	1851	1911		KT
		20	—	15.80	35.17	25.95	8.25	0.00	—	1.2	5.27	N 100 B					
		30	—	15.80	35.17	25.95	8.24	0.00	—	0.7	—	N 70 B	440-150	1851	1941		Depth estimated
		40	—	15.80	35.17	25.95	8.24	0.00	—	1.1	5.28	N 100 B					
		50	—	15.79	35.17	25.95	8.24	0.00	—	1.3	—	N 70 B	750-450	1851	1941		DGP
		60	—	15.79	35.17	25.95	8.23	0.00	—	1.2	5.22	N 100 B					
		80	—	15.79	35.17	25.95	8.23	0.00	—	4.2	—	NHP	50-0	2007			
		100	—	15.30	35.12	26.01	8.22	0.00	—	1.4	5.20	N 50 V	100-0				
		150	—	12.90	34.99	26.43	8.23	0.29	—	1.8	5.13	N 70 V	1500-1000				
		200	—	12.62	35.08	26.55	8.21	0.44	—	1.9	4.95	"	1000-750				
		300	—	11.17	34.96	26.73	8.18	0.65	—	2.1	4.91	"	750-500				
		400	—	9.94	34.78	26.81	8.15	0.95	—	3.7	4.82	"	500-250				
		600 ²	610	6.73	34.44	27.04	8.19	1.62	—	7.5	4.66	"	250-100				
		800 ²	—	4.40	34.24	27.17	8.16	1.90	—	13.4	5.01	"	100-50				
		990 ²	—	3.46	34.24	27.26	8.21	2.07	—	25.6	4.78	"	50-0	—	2330		
		1490 ²	—	2.75	34.51	27.54	8.08	2.22	—	46.7	3.92	"					
		1980 ²	1981	2.69	34.73	27.72	8.08	2.07	—	51.3	4.14	"					
		2480 ¹	2482	2.57	34.83	27.81	8.21	1.71	—	48.6	4.40	"					
		2980 ¹	—	2.34	34.84	27.84	8.20	1.63	—	47.3	4.62	"					
		3470 ¹	—	2.01	34.83	27.86	8.23	1.69	—	57.7	4.55	"					
		3970 ¹	—	1.26	34.77	27.86	8.20	2.13	—	78.6	4.36	"					
		4470 ¹	4468	1.03	34.75	27.87	8.20	2.17	—	80.3	4.39	"					
1773	4	0	—	13.11	34.57	26.05	8.26	0.29	—	0.6	5.57	N 100 B	109-0	1851	1911	KT	
		10	—	13.10	34.57	26.06	8.26	0.29	—	0.9	—	N 70 B	440-160	1851	1941	Depth estimated	
		20	—	13.10	34.57	26.06	8.26	0.29	—	0.4	5.58	N 100 B					
		30	—	13.10	34.57	26.06	8.24	0.29	—	0.7	—	N 70 B	700-400	1851	1941	DGP	
		40	—	13.10	34.57	26.06	8.24	0.29	—	0.7	5.56	N 100 B					
		50	—	13.11	34.57	26.05	8.24	0.30	—	2.0	—	NHP	50-0	2015			
		60	—	13.08	34.57	26.06	8.24	0.32	—	0.8	5.52	N 50 V	100-0				
		80	—	13.02	34.57	26.07	8.24	0.32	—	1.4	—	N 70 V	1500-1000				
		100	—	10.92	34.60	26.49	8.19	0.55	—	2.6	5.34	"	1000-750				
		150	—	10.52	34.76	26.69	8.20	0.63	—	1.5	5.30	"	750-500				
		200	—	9.29	34.62	26.80	8.17	0.80	—	3.6	5.32	"	500-250				
		300	—	7.54	34.46	26.94	8.13	1.16	—	9.0	5.18	"	250-100				
		390	—	6.24	34.38	27.06	8.10	1.48	—	11.0	5.09	"	100-50				
		570 ³	—	4.50	34.23	27.15	8.10	1.73	—	12.6	5.26	"	50-0	—	2255		
		760 ³	764	3.54	34.24	27.26	8.16	1.84	—	22.5	5.13	"					

Station	Position	Date	Hour	Sounding (metres)	WIND		SEA		Weather	Barometer (millibars)	Air Temp. °C.		Remarks
					Direction	Force (knots)	Direction	Force			Dry bulb	Wet bulb	
1773 <i>cont.</i>	From 39° 07' S, 00° 15.5' E to 39° 04' S, 00° 12.5' E	1936 24 v											
1774	From 41° 50' S, 00° 01.7' E to 41° 54.3' S, 00° 03.3' E	25 v	1800	935*	S	16	S	4	or	992.1	7.2	6.7	mod. av. W × N swell
1775	From 44° 40.3' S, 00° 33.5' E to 44° 40' S, 00° 37' E	27 v	0420	4166*	WSW W × S	19 10	WSW W × S	4 3	bcqh chpq	1004.6 1003.9	3.0 4.4	1.8 2.5	mod. av. WSW swell „
1776	From 47° 43' S, 00° 25.5' E to 47° 48' S, 00° 23.6' E	28 v	1300	3919*	W × S	28	W × S	5	csq	1011.8	1.7	0.0	mod. av. SW swell

Station	Age of moon (days)	HYDROLOGICAL OBSERVATIONS										BIOLOGICAL OBSERVATIONS				Remarks		
		Depth (metres)	Depth by thermometer	Temp. °C.	S ‰	σ _t	pH	Mg.—atom m. ³			O ₂ c.c. litre	Gear	Depth (metres)	TIME				
								P	Nitrite N ₂	Si				From	To			
1773 cont.	4	950 ³	955	3.02	34.27	27.33	8.17	2.22	—	31.3	4.66							
		1570 ²	—	2.70	34.57	27.59	8.07	2.32	—	47.9	3.81							
		1960 ²	1959	2.63	34.76	27.75	8.11	1.98	—	46.7	4.25							
		2370 ¹	2369	2.51	34.82	27.82	8.26	1.69	—	45.5	4.23							
		2860 ¹	—	2.38	34.84	27.84	8.24	1.63	—	45.5	4.40							
		3350 ¹	—	2.12	34.83	27.85	8.25	1.56	—	51.3	4.50							
		3840 ¹	—	1.49	34.77	27.85	8.31	1.84	—	71.1	4.22							
		4330 ¹	4330	1.09	34.74	27.85	8.22	2.03	—	78.6	4.28							
		1774	5	0	—	9.40	34.29	26.51	8.20	1.01	—	4.3	6.00	N 70 B	95-0	1849	1909	KT
10	—			9.39	34.29	26.52	8.20	1.01	—	1.1	—	N 100 B						
20	—			9.39	34.29	26.52	8.20	1.01	—	2.1	6.00	N 70 B	400-150	1849	1939	Depth estimated		
30	—			9.39	34.29	26.52	8.20	1.01	—	2.4	—	N 100 B						
40	—			9.39	34.29	26.52	8.20	0.95	—	2.3	5.99	N 70 B	650-400	1849	1939	DGP		
50	—			9.39	34.29	26.52	8.20	1.01	—	1.8	—	N 100 B						
60	—			9.39	34.29	26.52	8.20	1.03	—	1.4	5.94	NHP	50-0	2003				
80	—			9.39	34.30	26.53	8.20	0.99	—	10.3	—	N 50 V	100-0					
100	—			9.34	34.34	26.56	8.20	0.99	—	6.8	5.91	N 70 V	750-500					
150	—			9.02	34.37	26.64	8.20	1.01	—	6.1	5.82	"	500-250					
200	—			7.72	34.39	26.86	8.17	1.29	—	6.5	5.61	"	250-100					
300	—			6.60	34.36	26.99	8.09	1.39	—	6.6	5.30	"	100-50					
390	—			5.18	34.29	27.11	8.08	1.73	—	8.7	5.20	"	50-0		2146			
580 ¹	—			4.09	34.20	27.16	8.15	1.86	—	13.4	5.28							
780 ¹	775			3.28	34.26	27.29	8.12	2.09	—	24.7	5.08							
1775	6-7			0	—	7.53	34.20	26.73	8.20	1.22	—	9.9	6.21	NHP	50-0	0428		
				10	—	7.52	34.21	26.74	8.20	1.22	—	3.0	—	N 50 V	100-0			
		20	—	7.53	34.22	26.74	8.20	1.20	—	4.0	6.21	N 70 V	1500-1000					
		30	—	7.53	34.22	26.74	8.20	1.24	—	4.0	—	"	1000-750					
		40	—	7.53	34.22	26.74	8.19	1.25	—	3.8	6.18	"	750-500					
		50	—	7.52	34.22	26.74	8.19	1.25	—	4.0	—	"	500-250					
		60	—	7.51	34.22	26.75	8.19	1.20	—	3.8	6.16	"	250-100					
		80	—	7.54	34.22	26.74	8.18	1.18	—	10.6	—	"	100-50					
		100	—	7.52	34.22	26.74	8.18	1.16	—	11.0	6.14	"	50-0		0700			
		150	—	7.50	34.22	26.75	8.17	1.20	—	2.2	6.14	N 70 B	800-450	0800	0850	DGP		
		200	—	7.34	34.22	26.77	8.18	1.22	—	3.5	6.11	N 100 B						
		290	—	4.82	34.32	27.18	8.14	1.50	—	6.6	5.54	N 70 B	146-0	0928	0948	KT		
		380	—	4.33	34.24	27.17	8.11	1.71	—	9.4	5.53	N 100 B						
		570 ²	573	3.56	34.22	27.22	8.15	2.01	—	14.5	5.55	N 70 B	400-200	0928	0958			
		770 ²	—	2.93	34.29	27.34	8.10	2.28	—	34.3	4.97	N 100 B						
		960 ²	—	2.67	34.44	27.50	8.03	2.51	—	51.3	4.21							
		1390 ¹	1398	2.60	34.61	27.64	8.14	2.45	—	60.6	3.74							
		1850 ¹	—	2.56	34.76	27.75	8.18	2.22	—	64.9	4.02							
		2310 ¹	—	2.31	34.82	27.83	8.22	2.07	—	64.9	4.31							
2780 ¹	—	1.83	34.77	27.82	8.23	2.17	—	77.0	4.24									
3240 ¹	3232	1.41	34.76	27.84	8.20	2.28	—	85.8	4.31									
1776	8	0	—	4.15	33.95	26.96	8.19	1.24	—	3.6	6.77	N 100 B	118-0	1334	1354	KT		
		10	—	4.19	33.96	26.96	8.19	1.31	—	51.3?	—	N 70 B	600-400	1334	1424	DGP. — 30 minutes		
		20	—	4.19	33.96	26.96	8.19	1.41	—	4.5	6.77	N 100 B						
		30	—	4.20	33.96	26.96	8.19	1.41	—	6.1	—	NHP	50-0	1616				
		40	—	4.20	33.96	26.96	8.19	1.41	—	3.5	6.77	N 50 V	100-0					
		50	—	4.20	33.96	26.96	8.19	1.39	—	3.9	—	N 70 V	1500-1000					
		60	—	4.18	33.96	26.96	8.19	1.37	—	19.2?	6.71	"	1000-750					
		80	—	4.02	33.96	26.98	8.17	1.41	—	5.4	—	"	750-500					
		100	—	4.00	33.96	26.98	8.17	1.44	—	3.8	6.71	"	500-250					
		150	—	3.70	33.96	27.01	8.16	1.46	—	5.3	6.69	"	250-100					
		200	—	3.22	34.13	27.19	8.12	1.63	—	9.6	6.32	"	100-50					
		300	—	2.12	34.13	27.28	8.08	2.00	—	19.4	6.12	"	50-0		1855			
		400	—	2.23	34.22	27.34	8.07	2.15	—	27.8	5.43							
		590 ²	—	2.45	34.33	27.41	8.03	2.47	—	40.4	4.46							
		780 ²	787	2.48	34.50	27.55	8.02	2.49	—	55.1	3.94							
		980 ²	975	2.46	34.59	27.63	8.05	2.55	—	61.6	3.78							
		1470 ²	—	2.34	34.76	27.77	8.07	2.26	—	66.0	4.02							
		1960 ¹	1961	2.12	34.81	27.84	8.16	2.05	—	64.9	4.37							
		2420 ¹	—	1.74	34.81	27.87	8.19	2.17	—	69.7	4.37							
2890 ¹	—	1.24	34.76	27.85	8.18	2.20	—	83.9	4.45									
3350 ¹	3347	0.83	34.75	27.88	8.16	2.34	—	90.0	4.38									

Station	Position	Date	Hour	Sounding (metres)	WIND		SEA		Weather	Barometer (millibars)	Air Temp. °C.		Remarks
					Direction	Force (knots)	Direction	Force			Dry bulb	Wet bulb	
1777	From 49° 58.9' S, 00° 07.1' E to 50° 02.1' S, 00° 02.6' E	1936 29 v	1730	3559*	SW W × S	9 5	SW W × S	3 2	bc c	1017.4 1018.9	0.6 0.6	-0.6 0.0	heavy av. SW swell mod. av. SW swell
1778	From 52° 14.7' S, 00° 1' W to 52° 12.8' S, 00° 0.7' E	30 v	1731	3000*	NNE NNW	18 15	NNE NNW	4 4	od od	985.7 979.2	1.7 2.9	1.6 2.9	mod. av. NE swell mod. av. NNE swell
1779	From 54° 36.2' S, 00° 05.1' W to 54° 34.8' S, 00° 04.9' W	1 vi	0510	1060* 1245*	NW NNE	12 12	NW NNE	4 4	bc os	979.7 977.6	-1.1 -1.1	-1.1 -1.1	heavy av. WNW swell mod. av. WNW swell
1780	56° 10.1' S, 00° 08.8' W	2 vi	0500	3793*	SW × S	9	SW × S	2	os	973.0	-3.3	-3.3	low long WNW swell

Station	Age of moon (days)	HYDROLOGICAL OBSERVATIONS										BIOLOGICAL OBSERVATIONS				Remarks
		Depth (metres)	Depth by thermometer	Temp. °C.	S ‰	σ _t	pH	Mg.—atom m. ³			O ₂ c.c. litre	Gear	Depth (metres)	TIME		
								P	Nitrite N ₂	Si				From	To	
1777	9	0	—	2.81	33.90	27.05	8.19	1.50	—	4.9	6.90	N 70 B	700-400 0-5 126-0 440-150 50-0 100-0 1500-1000 1000-750 750-500 500-250 250-100 100-50 50-0	1808	1858	Depth estimated
		10	—	2.81	33.90	27.05	8.18	1.52	—	4.9	—	N 100 B				
		20	—	2.73	33.90	27.05	8.18	1.58	—	5.8	6.91	N 100 H				
		30	—	2.69	33.90	27.06	8.17	1.65	—	5.7	—	N 70 B				
		40	—	2.60	33.90	27.07	8.17	1.67	—	33.0?	6.92	N 100 B				
		50	—	2.60	33.90	27.07	8.17	1.65	—	6.0	—	N 70 B				
		60	—	2.60	33.90	27.07	8.17	1.65	—	6.3	6.89	N 100 B				
		80	—	2.60	33.90	27.07	8.17	1.67	—	7.4	—	NHP				
		100	—	2.59	33.90	27.07	8.17	1.69	—	6.4	6.87	N 50 V				
		150	—	2.42	33.94	27.11	8.17	1.58	—	8.0	6.76	N 70 V				
		200	—	1.73	34.06	27.26	8.10	2.13	—	21.9	6.18	"				
		300	—	2.02	34.29	27.42	8.02	2.45	—	41.8	4.91	"				
		400	—	2.13	34.36	27.47	7.99	2.53	—	48.6	4.34	"				
		500 ¹	—	2.32	34.45	27.52	8.08	2.60	—	55.1	3.94	"				
		600 ²	593	2.33	34.50	27.56	8.08	2.68	—	82.1	3.80	"				
		790 ²	—	2.32	34.61	27.66	8.05	2.62	—	62.6	3.72	"				
		990 ¹	—	2.32	34.68	27.71	8.05	2.45	—	61.6	3.82	"				
1480 ¹	—	2.23	34.77	27.79	8.10	2.28	—	63.7	4.21	"						
1980 ¹	1983	1.77	34.79	27.85	8.14	2.28	—	75.4	4.37	"						
2470 ²	—	1.11	34.76	27.86	8.19	2.34	—	87.9	4.23	"						
2970 ²	2967	0.65	34.72	27.86	8.19	2.34	—	99.6	4.44	"						
1778	10	0	—	0.71	33.87	27.17	8.19	1.60	—	23.1	7.29	N 100 B	128-0 500-150 700-450 50-0 100-0 1500-1000 1000-750 750-500 500-250 100-50 50-0	1815	1835	KT Depth estimated DGP
		10	—	0.67	33.87	27.17	8.19	1.65	—	22.6	—	N 100 B				
		20	—	0.68	33.87	27.17	8.19	1.69	—	23.2	7.31	N 100 B				
		30	—	0.68	33.87	27.17	8.19	1.73	—	23.2	—	NHP				
		40	—	0.68	33.87	27.17	8.16	1.71	—	24.7	7.27	N 50 V				
		50	—	0.67	33.87	27.18	8.15	1.73	—	23.1	—	N 70 V				
		60	—	0.67	33.87	27.18	8.15	1.81	—	25.8	7.25	"				
		80	—	0.68	33.87	27.18	8.14	1.81	—	22.6	—	"				
		100	—	0.68	33.88	27.19	8.14	2.09	—	23.8	7.22	"				
		150	—	0.70	33.88	27.19	8.14	1.73	—	23.1	7.21	"				
		200	—	1.02	34.23	27.45	8.04	2.62	—	46.1	5.47	"				
		300	—	1.82	34.50	27.60	7.96	2.55	—	63.7	3.97	"				
		390	—	2.02	34.60	27.67	7.96	2.47	—	73.9	3.80	"				
		580 ²	—	2.00	34.67	27.73	8.03	2.47	—	72.5	3.77	"				
		770 ²	773	1.99	34.71	27.77	8.04	2.40	—	75.4	3.93	"				
		970 ¹	971	1.90	34.77	27.82	8.18	2.28	—	75.4	4.02	"				
		1470 ¹	—	1.39	34.77	27.85	8.19	2.28	—	85.8	4.18	"				
1960 ¹	—	0.99	34.74	27.86	8.18	2.30	—	87.9	4.33	"						
2450 ¹	2458	0.61	34.73	27.88	8.14	2.38	—	94.6	4.41	"						
1779	11 12	0	—	-0.89	33.85	27.24	8.15	1.71	—	42.4	7.51	NHP	50-0 100-0 950-750 750-500 500-250 250-100 100-50 100-0 50-0 0-5 750-400 95-0 400-150	0510	0750 0630	Streamed over stern while working vertical nets
		10	—	-0.89	33.85	27.24	8.13	1.75	—	45.6	—	N 50 V				
		20	—	-0.89	33.85	27.24	8.13	1.71	—	43.4	7.53	N 70 V				
		30	—	-0.89	33.85	27.24	8.12	1.75	—	41.0	—	"				
		40	—	-0.89	33.85	27.24	8.12	1.73	—	41.0	7.50	"				
		50	—	-0.89	33.85	27.24	8.12	1.75	—	42.0	—	"				
		60	—	-0.89	33.85	27.24	8.11	1.73	—	42.0	7.46	"				
		80	—	-0.89	33.85	27.24	8.11	1.75	—	41.0	—	"				
		100	—	-0.18	34.14	27.44	8.03	2.17	—	57.4	6.21	"				
		150	—	0.45	34.32	27.56	7.99	2.36	—	64.3	5.19	N 70 H				
		200	—	1.34	34.52	27.66	7.93	2.41	—	64.3	4.25	N 70 B				
		300	—	1.73	34.63	27.72	7.94	2.45	—	76.0	3.90	N 100 B				
		400	—	1.74	34.66	27.74	7.95	2.41	—	80.9	3.95	N 70 B				
590 ¹	—	1.68	34.72	27.79	8.01	2.32	—	86.4	4.01	N 100 B						
780 ¹	—	1.51	34.74	27.83	8.04	2.26	—	90.6	4.12	N 70 B						
980 ¹	976	1.34	34.74	27.84	8.07	2.15	—	92.8	4.09	N 100 B						
1780	12	—	—	—	—	—	—	—	—	—	—	N 70 B	114-0 450-160 700-450 0-5	0539	0559	KT Depth estimated. DGP
		—	—	—	—	—	—	—	—	—	—	N 100 B				
		—	—	—	—	—	—	—	—	—	—	N 70 B				
		—	—	—	—	—	—	—	—	—	—	N 100 B				
		—	—	—	—	—	—	—	—	—	—	N 70 B				

Station	Position	Date	Hour	Sounding (metres)	WIND		SEA		Weather	Barometer (millibars)	Air Temp. °C.		Remarks
					Direction	Force (knots)	Direction	Force			Dry bulb	Wet bulb	
1781	From 57° 41' 8" S, 00° 19' 8" W to 57° 44' 9" S, 00° 20' 8" W	1936 2 vi	1730	4326* 4490*	S × E S × E	9 4	— —	— —	bc bc	977.1 978.0	-2.8 -3.2	-3.0 -3.2	low long WNW swell, in light ice
1782	From 58° 44' 6" S, 00° 01' 5" E to 58° 47' 9" S, 00° 00' 7" E	3 vi	1039	4575* 4660*	Lt S airs S	3 3	— —	— —	c c	987.9 991.9	-13.5 -13.3	-13.5 -13.3	low short N swell, pancake ice
1783	57° 45' 6" S, 02° 48' 2" E	4 vi	0945	4412*	SW × S	6	SW × S	2	c	1001.8	-8.9	-8.9	low long WNW swell
1784	57° 07' 3" S, 04° 29' 2" E	4 vi	1730	3879*	SW	10	SW	2	bc	1004.0	-7.5	-7.6	low long WNW swell, pancake ice
1785	From 56° 53' S, 08° 41' 6" E to 56° 52' 7" S, 08° 42' 3" E	5 vi	1500	5195*	SW SW	20 20	SW SW	4 4	c c	1008.0 1009.8	-6.0 -5.6	-6.0 -5.6	mod. av. SW swell "

Station	Age of moon (days)	HYDROLOGICAL OBSERVATIONS										BIOLOGICAL OBSERVATIONS				Remarks	
		Depth (metres)	Depth by thermometer	Temp. °C.	S ‰	σ _t	pH	Mg.—atom m. ³			O ₂ c.c. litre	Gear	Depth (metres)	TIME			
								P	Nitrite N ₂	Si				From	To		
1781	13	0	—	-1.89	34.07	27.45	8.13	2.03	—	63.2	7.63	N 70 B	128-0	1815	1835	KT	
		10	—	-1.89	—	—	—	—	—	—	—	N 100 B					
		20	—	-1.89	34.11	27.48	8.10	2.07	—	63.2	7.62	N 70 B	500-150	1815	1905	Depth estimated	
		30	—	-1.89	34.11	27.48	8.10	2.09	—	63.2	—	N 100 B					
		40	—	-1.89	—	—	—	—	—	—	—	—	N 70 B	800-450	1815	1905	DGP
		50	—	-1.89	34.11	27.48	8.10	2.09	—	65.5	—	N 100 B					
		60	—	-1.89	34.11	27.48	8.10	2.09	—	61.2	7.54	N 100 H	10	1723	1748		
		80	—	-1.87	34.11	27.48	8.09	2.09	—	63.2	—	N 70 H	5	1728	1748		
		100	—	-1.87	34.11	27.48	8.08	2.05	—	63.2	7.48	NHP	50-0	2006			
		150	—	-1.76	34.14	27.51	8.08	2.13	—	63.2	7.36	N 50 V	100-0				
		200	—	-1.07	34.41	27.70	8.03	2.30	—	74.5	6.04	N 70 V	1500-1000				
		300	—	-0.19	34.59	27.81	7.99	2.36	—	152.6	4.85	"	1000-750				
		400	—	0.33	34.68	27.85	7.96	2.43	—	95.2	4.44	"	750-500				
		590 ²	586	0.42	34.68	27.85	8.04	2.41	—	105.8	4.15	"	500-250				
		790 ²	—	0.39	34.68	27.85	8.04	2.43	—	108.8	4.07	"	250-100				
		990 ²	—	0.33	34.68	27.85	8.03	2.43	—	108.8	4.22	"	100-50				
		1480 ²	—	0.18	34.68	27.86	8.03	2.43	—	112.1	4.42	"	50-0	—	2235		
		1980 ²	1975	0.00	34.67	27.86	8.03	2.43	—	112.1	4.67	"					
		2480 ¹	2480	-0.18	34.67	27.87	8.15	2.34	—	112.1	4.73	"					
		2970 ¹	—	-0.27	34.67	27.87	8.15	2.30	—	112.1	4.99	"					
3470 ¹	—	-0.33	34.67	27.88	8.18	2.32	—	112.1	5.06	"							
3960 ¹	—	-0.36	34.67	27.88	8.17	2.36	—	112.1	5.03	"							
4360 ¹	4361	-0.39	34.67	27.88	8.15	2.36	—	112.1	5.05	"							
1782	14	0	—	-1.79	34.18	27.54	8.14	2.03	—	65.5	7.46	N 70 B	125-0	1137	1157	KT	
		25	—	-1.68	34.21	27.55	8.19	2.11	—	66.6	7.38	N 100 B					
		50	—	-1.58	34.22	27.55	8.17	2.13	—	67.8	7.29	N 70 B	700-400	1137	1227	DGP	
		75	—	-1.49	34.23	27.56	8.20	2.09	—	69.0	7.31	N 100 B					
		100	—	-1.45	34.23	27.56	8.10	2.13	—	69.0	7.27	N 70 B	500-150	1137	1227	Depth estimated	
		150 ³	—	-1.12	34.57	27.83	8.04	2.45	—	112.1	4.42	N 100 B					
		200 ³	—	1.20	34.64	27.77	7.96	2.45	—	90.6	4.28	NHP	50-0	1300			
		300 ²	—	1.05	34.68	27.81	7.99	2.40	—	97.6	4.35	N 50 V	100-0				
		400 ²	—	1.10	34.72	27.83	8.00	2.40	—	100.2	4.32	N 70 V	1500-1000				
		560 ²	558	0.93	34.71	27.85	8.07	2.28	—	136.2	4.27	"	1000-750				
		760 ¹	—	0.48	34.69	27.84	8.10	2.30	—	108.8	4.19	"	750-500				
		950 ¹	—	0.47	34.69	27.84	8.09	2.32	—	112.1	4.29	"	500-250				
		1440 ¹	1442	0.21	34.69	27.86	8.11	2.30	—	119.1	4.30	"	250-100				
													"	100-50			
											"	50-0	—	1640			
1783	15	0	—	-1.70	34.34	27.67	—	—	—	—	—	N 70 H	5	0955			
												N 100 H	15	—	1025		
1784	15	0	—	-1.54	34.23	27.56	—	—	—	—	—	NHP	50-0	1736			
												N 50 V	100-0	—	1747		
												N 70 B	106-0	1845	1905	KT	
											N 100 B	800-400	1845	1925	DGP		
											TYF 70 B						
1785	16	0	—	-1.60	34.05	27.42	8.14	2.11	0.26	—	7.53	NHP	50-0	1510			
		10	—	-1.60	34.05	27.42	8.14	2.11	0.26	—	—	N 50 V	100-0				
		20	—	-1.60	34.05	27.42	8.14	2.07	0.26	—	7.51	N 70 V	1000-750				
		30	—	-1.60	34.05	27.42	8.14	2.09	0.26	—	—	"	750-500				
		40	—	-1.60	34.05	27.42	8.14	2.09	0.26	—	7.52	"	500-250				
		50	—	-1.60	34.05	27.42	8.13	2.09	0.26	—	—	"	250-100				
		60	—	-1.60	34.05	27.42	8.13	2.09	0.26	—	7.50	"	100-50				
		80	—	-1.60	34.05	27.42	8.13	2.05	0.26	—	—	"	50-0	—	1720		
		100	—	-1.59	34.05	27.42	8.12	2.01	0.26	—	7.41	N 70 B	167-0	1915	1935	KT	
		150	—	0.12	34.65	27.83	7.95	2.57	<0.01	—	4.25	N 100 B					
		200	—	0.32	34.68	27.85	7.95	2.57	0.00	—	4.00	N 70 B	600-270	1915	1945	DGP	
		300	—	0.33	34.69	27.85	7.95	2.57	0.00	—	4.05						
		400	—	0.30	34.69	27.85	7.95	2.55	0.00	—	4.13						
		590 ²	589	0.23	34.69	27.86	8.02	2.49	—	—	4.23						
		780 ²	—	0.15	34.68	27.86	8.02	2.49	—	—	4.43						
		970 ²	—	0.04	34.68	27.87	8.05	2.49	—	—	4.56						
		1460 ²	1458	-0.14	34.68	27.88	8.07	2.49	—	—	4.69						
1950 ²	—	-0.30	34.68	27.89	8.06	2.49	—	—	4.91								

Station	Position	Date	Hour	Sounding (metres)	WIND		SEA		Weather	Barometer (millibars)	Air Temp. °C.		Remarks
					Direction	Force (knots)	Direction	Force			Dry bulb	Wet bulb	
1785 <i>cont.</i>	From 56° 53' S, 08° 41.6' E to 56° 52.7' S, 08° 42.3' E	1936 5 vi											
1786	57° 52.6' S, 11° 14.7' E	6 vi	0917	5558*	SW	9	SW	3	os	1010.4	-7.8	-7.8	low av. SW swell
1787	58° 05.9' S, 12° 48.6' E	6 vi	1730	5729*	WSW	12	WSW	3	c	1007.3	-8.5	-8.5	low av. WSW swell
1788	From 59° 11.7' S, 17° 01.9' E to 59° 09.6' S, 17° 02.1' E	7 vi	1600	5168*	WSW SE × E	12 10	— —	— —	osp csp	986.3 990.2	-2.2 -4.5	-2.2 -4.5	low long WSW swell low av. WNW swell, pancake ice
1789	57° 11.4' S, 17° 12.6' E	8 vi	0900	5691*	W	10	W	3	c	1012.1	-3.8	-3.8	mod. W swell
1790	From 56° 26.9' S, 17° 22.9' E to 56° 25.1' S, 17° 24.8' E	8 vi	1834	4307*	W × N W	18 18	W × N W	4 4	osp osp	1006.7 1005.1	-1.1 -0.3	-1.1 -0.3	long mod. WNW swell

Station	Age of moon (days)	HYDROLOGICAL OBSERVATIONS										BIOLOGICAL OBSERVATIONS				Remarks	
		Depth (metres)	Depth by thermometer	Temp. C.	S	σ _t	pH	Mg.—atom m. ³			O ₂ c.c. litre	Gear	Depth (metres)	TIME			
								P	Nitrite N ₂	Si				From	To		
1785 cont.	16	2480 ¹	2477	-0.36	34.67	27.88	8.16	2.49	—	—	4.91						
		2970 ¹	—	-0.42	34.67	27.88	8.16	2.49	—	—	4.89						
		3470 ¹	—	-0.51	34.66	27.88	8.18	2.49	—	—	5.01						
		3970 ¹	—	-0.54	34.66	27.88	8.25	2.49	—	—	5.07						
		4460 ¹	4467	-0.52	34.66	27.88	8.18	2.49	—	—	5.06						
1786	17	0	—	-1.50	34.14	27.49	—	—	—	—	N 70 B N 100 B TYF 70 B	107-0 800-400	1004 1004	1024 1050	KT DGP		
1787	17	0	—	-1.50	34.05	27.42	—	—	—	—	NHP N 50 V N 70 B N 100 B	50-0 100-0 112-0	1743 — 1818	— 1804 1838	KT		
1788	18	0	—	-1.79	33.99	27.39	8.18	2.15	0.26	—	7.63	N 70 B N 100 B	78-0	1626	1646	KT	
		10	—	-1.79	33.99	27.39	8.18	2.15	0.26	—	—	N 70 B	270-150	1626	—	DGP	
		20	—	-1.79	33.99	27.39	8.18	2.15	0.26	—	7.63	N 100 B	270-0	—	1656		
		30	—	-1.79	33.99	27.39	8.18	2.13	0.26	—	—	NHP	50-0	1716	—		
		40	—	-1.78	33.99	27.39	8.18	2.13	0.26	—	7.60	N 50 V	100-0	—	—		
		50	—	-1.78	33.99	27.39	8.16	2.13	0.26	—	—	N 70 V	1000-750	—	—		
		60	—	-1.78	33.99	27.39	8.16	2.13	0.26	—	7.57	—	750-500	—	—		
		80	—	-1.70	34.00	27.38	8.16	2.11	0.26	—	—	—	500-250	—	—		
		100	—	-0.57	34.33	27.61	8.05	2.36	0.04	—	6.15	—	250-100	—	—		
		150	—	1.05	34.61	27.75	7.97	2.59	0.00	—	4.32	—	100-50	—	—		
		200	—	1.22	34.67	27.79	7.96	2.59	0.00	—	4.22	—	50-0	—	2025		
		300	—	1.12	34.68	27.80	7.97	2.59	0.00	—	4.30	—	340-200	2050	2120	DGP	
		400	—	1.06	34.69	27.81	7.97	2.53	0.00	—	4.32	N 100 B	—	—	—		
		600 ²	598	0.72	34.70	27.84	8.10	2.51	—	—	4.21	—	—	—	—	—	
		790 ²	—	0.58	34.70	27.85	8.08	2.47	—	—	4.21	—	—	—	—	—	
		990 ²	—	0.46	34.69	27.84	8.06	2.47	—	—	4.24	—	—	—	—	—	
		1480 ²	—	0.28	34.68	27.85	8.08	2.49	—	—	4.42	—	—	—	—	—	
		1980 ²	1974	0.03	34.68	27.87	8.08	2.49	—	—	4.56	—	—	—	—	—	
		2480 ¹	2481	-0.13	34.68	27.88	8.19	2.49	—	—	4.60	—	—	—	—	—	
		2980 ¹	—	-0.22	34.68	27.88	8.17	2.49	—	—	4.93	—	—	—	—	—	
		3480 ¹	—	-0.28	34.67	27.88	8.17	2.49	—	—	4.94	—	—	—	—	—	
		3980 ¹	—	-0.34	34.67	27.88	8.22	2.49	—	—	4.92	—	—	—	—	—	
		4480 ¹	4484	-0.42	34.67	27.88	8.24	2.49	—	—	5.09	—	—	—	—	—	
		1789	19	0	—	-1.10	34.09	27.44	—	—	—	—	NHP N 50 V N 70 B N 100 B TYF 70 B N 100 H	50-0 100-0 120-0 1750-1150 0-5	0908 — 1040 1040 1106	— 0925 1100 1130 1126	KT DGP
		1790	19	0	—	-0.80	34.15	27.49	8.16	2.45	0.31	—	7.51	N 100 B N 100 B	137-0 500-220	1856 1856	1916 1926
10	—			-0.85	34.15	27.49	8.16	2.41	0.31	—	—	NHP	50-0	1945	—		
20	—			-0.85	34.15	27.49	8.16	2.26	0.31	—	7.53	—	—	—	—	—	
30	—			-0.85	34.15	27.49	8.16	2.26	0.31	—	—	N 50 V	100-0	—	—		
40	—			-0.85	34.15	27.49	8.16	2.26	0.31	—	7.51	N 70 V	1000-750	—	—		
50	—			-0.86	34.15	27.49	8.16	2.26	0.31	—	—	—	750-500	—	—		
60	—			-0.86	34.15	27.49	8.16	2.26	0.31	—	7.46	—	500-250	—	—		
80	—			-0.86	34.15	27.49	8.16	2.26	0.31	—	—	—	250-100	—	—		
100	—			-0.85	34.15	27.49	8.16	2.28	0.30	—	7.44	—	100-50	—	—		
150	—			-0.54	34.40	27.67	8.06	2.49	0.09	—	6.27	—	50-0	—	2155		
200	—			0.60	34.59	27.77	7.98	2.64	0.00	—	4.73	—	—	—	—	—	
300	—			1.02	34.68	27.81	7.97	2.64	0.00	—	4.34	—	—	—	—	—	
400	—			0.93	34.69	27.82	7.98	2.64	0.00	—	4.38	—	—	—	—	—	
550 ²	—			0.67	34.69	27.83	8.06	2.64	—	—	4.36	—	—	—	—	—	
750 ²	747			0.50	34.69	27.84	8.07	2.64	—	—	4.35	—	—	—	—	—	
940 ²	—			0.38	34.69	27.85	8.06	2.64	—	—	4.33	—	—	—	—	—	
1430 ²	—			0.19	34.68	27.86	8.08	2.60	—	—	4.50	—	—	—	—	—	
1920 ²	1924			-0.02	34.68	27.87	8.08	2.62	—	—	4.76	—	—	—	—	—	
2470 ¹	—			-0.19	34.68	27.88	8.21	2.62	—	—	4.80	—	—	—	—	—	
2970 ¹	—			-0.25	34.68	27.88	8.18	2.64	—	—	4.92	—	—	—	—	—	
3460 ¹	—			-0.32	34.67	27.88	8.17	2.62	—	—	4.94	—	—	—	—	—	
3960 ¹	3957			-0.38	34.67	27.88	8.21	2.62	—	—	4.89	—	—	—	—	—	

Station	Position	Date	Hour	Sounding (metres)	WIND		SEA		Weather	Barometer (millibars)	Air Temp. °C.		Remarks
					Direction	Force (knots)	Direction	Force			Dry bulb	Wet bulb	
1791	55° 09·8' S, 17° 41·8' E	1936 9 vi	0900	4399*	W	10	W	3	om	1017·1	-1·0	-1·0	mod. av. W swell
1792	From 54° 20·1' S, 17° 53·5' E to 54° 18·8' S, 17° 54·6' E	9 vi	1830	3472*	W × N Lt airs	8 2	W × N —	2 1	cm cm	1015·2 1015·0	-2·2 -2·3	-2·2 -2·3	mod. av. W swell low av. W swell
1793	53° 17·7' S, 18° 12·3' E	10 vi	0900	2711*	NE	14	NE	4	od	999·1	1·1	0·7	low long NE swell
1794	From 52° 37·5' S, 18° 22·7' E to 52° 35·8' S, 18° 24·7' E	10 vi	1830	1988*	N × E N × E	18 18	N × E N × E	4 4	fe fe	983·5 982·0	1·7 2·0	1·7 2·0	short mod. NE swell ,,
1795	51° 29·6' S, 18° 40·7' E	11 vi	0900	3844*	W	9	W	3	bc	986·0	0·1	-0·1	conf. NE and SW swells
1796	From 50° 19·7' S, 18° 40·3' E to 50° 17·7' S, 18° 40·9' E	11 vi	1830	4085*	NNW NW × W	12 12	NNW NW × W	3 3	c bc	986·8 985·7	1·7 1·9	1·7 1·8	low long conf. N × W swell

Station	Age of moon (days)	HYDROLOGICAL OBSERVATIONS										BIOLOGICAL OBSERVATIONS				Remarks
		Depth (metres)	Depth by thermometer	Temp. °C.	S ‰	σ _t	pH	Mg.—atom m. ³			O ₂ c.c. litre	Gear	Depth (metres)	TIME		
								P	Nitrite N ₂	Si				From	To	
1791	20	0	—	-0.42	34.17	27.48	—	—	—	—	—	NHP	50-0	0903	—	KT (DGP. Experimental net, lowered open and closed immediately at 750 m.)
												N 50 V	100-0	—	0915	
												N 100 H	0-5	0928	0948	
												N 70 B	146-0	0929	0949	
												N 100 B				
											N 70 B	0-750	1000	1037		
											N 100 B					
1792	20	0	—	-0.39	34.23	27.52	8.10	2.13	0.25	—	7.37	N 100 H	0-5	1837	1857	KT DGP
		10	—	-0.39	34.23	27.52	8.10	2.13	0.25	—	—	N 70 B	100-0	1850	1910	
		20	—	-0.39	34.23	27.52	8.10	2.13	0.25	—	7.36	N 100 B				
		30	—	-0.39	34.23	27.52	8.09	2.13	0.25	—	—	N 70 B	500-200	1850	1920	
		40	—	-0.39	34.23	27.52	8.09	2.13	0.25	—	7.37	N 100 B				
		50	—	-0.39	34.23	27.52	8.08	2.17	0.25	—	—	NHP	50-0	1937		
		60	—	-0.39	34.23	27.52	8.08	2.17	0.25	—	7.32	N 50 V	100-0			
		80	—	-0.39	34.23	27.52	8.08	2.22	0.25	—	—	N 70 V	1000-750			
		100	—	-0.38	34.23	27.52	8.08	2.22	0.25	—	7.27	"	750-500			
		150	—	-0.29	34.23	27.52	8.08	2.22	0.23	—	7.09	"	500-250			
		200	—	1.02	34.60	27.74	7.95	2.68	0.00	—	4.41	"	250-100			
		300	—	1.23	34.69	27.80	7.95	2.64	0.00	—	4.26	"	100-50			
		390	—	1.31	34.70	27.80	7.96	2.57	0.00	—	4.24	"	50-0	—	2135	
		580 ²	—	1.15	34.73	27.84	8.01	2.57	—	—	4.26					
		770 ²	772	0.82	34.74	27.87	8.07	2.53	—	—	4.36					
		990 ³	986	0.61	34.72	27.87	8.10	2.60	—	—	4.37					
		1480 ¹	1474	0.34	34.71	27.88	8.08	2.66	—	—	4.43					
		1970 ¹	—	0.10	34.70	27.88	8.16	2.68	—	—	4.62					
		2470 ¹	—	-0.05	34.70	27.88	8.10	2.68	—	—	4.81					
		2960 ¹	2964	-0.20	34.68	27.88	8.09	2.68	—	—	4.93					
1793	21	0	—	-0.20	34.16	27.46	—	—	—	—	—	NHP	50-0	0904	—	- 1 hour 30 minutes
												N 50 V	100-0	—	0917	
												N 100 H	0-5	1005	1025	
												N 70 B	130-0	1005	1025	
												N 100 B				
											TYF 70 B	750-300	1005	1050		
1794	21	0	—	-0.19	34.08	27.40	8.13	2.28	0.22	—	7.37	N 100 H	0-5	1846	1906	KT DGP
		10	—	-0.19	34.08	27.40	8.13	2.28	0.22	—	—	N 70 B	110-0	1850	1910	
		20	—	-0.21	34.08	27.40	8.11	2.28	0.22	—	7.37	N 100 B				
		30	—	-0.29	34.13	27.43	8.10	2.28	0.22	—	—	N 70 B	360-200	1850	1920	
		40	—	-0.30	34.13	27.44	8.10	2.28	0.22	—	7.38	N 100 B				
		50	—	-0.30	34.13	27.44	8.09	2.34	0.22	—	—	NHP	50-0	1934		
		60	—	-0.32	34.13	27.44	8.08	2.30	0.22	—	7.32	N 50 V	100-0			
		80	—	-0.33	34.13	27.44	8.07	2.30	0.22	—	—	N 70 V	1000-750			
		100	—	-0.30	34.13	27.44	8.07	2.30	0.22	—	7.29	"	750-500			
		150	—	-0.31	34.13	27.44	8.07	2.28	0.23	—	7.29	"	500-250			
		200	—	0.19	34.23	27.50	8.03	2.41	0.12	—	6.05	"	250-100			
		300	—	1.43	34.58	27.70	7.93	2.64	0.00	—	4.08	"	100-50			
		390	—	1.44	34.61	27.73	7.96	2.55	0.00	—	4.14	"	50-0	—	2120	
		580 ¹	579	1.48	34.68	27.78	8.03	2.51	—	—	4.10					
		780 ¹	—	1.29	34.73	27.83	8.11	2.45	—	—	4.14					
970 ¹	—	1.00	34.74	27.86	8.12	2.45	—	—	4.26							
1460 ¹	—	0.59	—	—	—	—	—	—	—							
1850 ¹	1853	0.37	34.70	27.87	8.10	2.45	—	—	4.44							
1795	22	0	—	0.51	34.02	27.31	—	—	—	—	—	NHP	50-0	0905	—	KT
												N 50 V	100-0	—	0919	
												N 100 H	0-5	0925	0945	
												N 70 B	137-0	0930	0950	
										N 100 B						
1796	22	0	—	0.78	33.94	27.23	8.13	2.03	0.27	—	7.31	N 100 H	0-5	1842	1902	KT Depth estimated
		10	—	0.72	33.94	27.23	8.13	2.03	0.26	—	—	N 70 B	104-0	1847	1907	
		20	—	0.65	33.96	27.25	8.13	2.03	0.26	—	7.35	N 100 B				
		30	—	0.61	33.96	27.26	8.13	2.03	0.26	—	—	N 70 B	300-150	1847	1917	
		40	—	0.61	33.96	27.26	8.13	2.03	0.27	—	7.34	N 100 B				
		50	—	0.59	33.96	27.26	8.13	2.03	0.26	—	—	NHP	50-0	1930		

Station	Position	Date	Hour	Sounding (metres)	WIND		SEA		Weather	Barometer (millibars)	Air Temp. °C.		Remarks
					Direction	Force (knots)	Direction	Force			Dry bulb	Wet bulb	
1796 <i>cont.</i>	From 50° 19.7' S, 18° 40.3' E to 50° 17.7' S, 18° 40.9' E	1936 11 vi											
1797	48° 53.8' S, 18° 49.6' E	12 vi	0900	4715*	W × S	13	W × S	4	bc	990.1	2.0	1.1	mod. av. W swell
1798	From 47° 59.2' S, 18° 54.1' E to 48° 00.3' S, 18° 54.4' E	12 vi	1645	4642*	W × S W × S	24 20	W × S W × S	5 5	cpq bcq	996.6 1000.3	2.2 2.3	1.7 1.1	mod. av. WNW swell ,,
1799	From 45° 10.1' S, 18° 50.5' E to 45° 08.1' S, 18° 50.6' E	13 vi	1830	4620*	NNW Lt NW airs	7 2	NNW —	2 1	c c	1011.5 1010.3	6.7 6.7	6.1 6.4	mod. long W × S swell mod. av. W swell

Station	Age of moon (days)	HYDROLOGICAL OBSERVATIONS										BIOLOGICAL OBSERVATIONS				Remarks
		Depth (metres)	Depth by thermometer	Temp. C.	S /	σt	pH	Mg.—atom m. ³			O ₂ c.c. litre	Gear	Depth (metres)	TIME		
								P	Nitrite N ₂	Si				From	To	
1796 cont.	22	60	—	0.51	33.96	27.26	8.13	2.03	0.27	—	7.29	N 50 V	100-0			
		80	—	0.51	33.96	27.26	8.11	2.05	0.27	—	—	N 70 V	1000-750			
		100	—	0.50	33.96	27.26	8.11	2.09	0.27	—	7.28	"	750-500			
		150	—	0.53	34.01	27.30	8.09	2.11	0.25	—	7.04	"	500-250			
		200	—	1.24	34.21	27.42	8.00	2.45	0.02	—	5.47	"	250-100			
		300	—	1.91	34.40	27.52	7.95	2.79	0.00	—	4.30	"	100-50			
		400	—	2.06	34.52	27.61	7.94	2.60	0.00	—	3.88	"	50-0	—	2110	
		590 ²	586	2.14	34.65	27.70	8.03	2.55	—	—	3.69	"				
		790 ²	—	2.04	34.69	27.74	8.04	2.55	—	—	3.81	"				
		980 ²	—	1.94	34.76	27.80	8.07	2.45	—	—	3.99	"				
		1480 ²	1481	1.52	34.80	27.87	8.06	2.32	—	—	4.32	"				
		1930 ¹	1933	1.07	34.76	27.87	8.15	2.32	—	—	4.28	"				
		2420 ^{1?}	—	0.69	34.75	27.89	8.15	2.41	—	—	4.45	"				
		2900 ^{1?}	—	0.47	34.73	27.88	8.19	2.45	—	—	4.47	"				
		3380 ^{1?}	—	0.37	34.72	27.88	8.22	2.47	—	—	4.61	"				
1797	23	0	—	2.20	33.88	27.09	—	—	—	—	—	NHP	50-0	0900		
		100	—	—	—	—	—	—	—	—	—	N 50 V	100-0	—	0910	
		0-5	—	—	—	—	—	—	—	—	—	N 100 H	0-5	0920	0940	
		143-0	—	—	—	—	—	—	—	—	—	N 70 B	143-0	0925	0945	
			—	—	—	—	—	—	—	—	—	N 100 B				KT
1798	23	0	—	3.71	33.90	26.96	8.19	1.52	0.29	—	6.90	N 100 B	130-0	1710	1730	
		10	—	3.70	33.90	26.96	8.19	1.50	0.29	—	—	N 100 B	390-150	1710	1740	
		20	—	3.67	33.91	26.98	8.19	1.50	0.29	—	6.91	NHP	50-0	1756		
		30	—	3.69	33.91	26.97	8.18	1.50	0.29	—	—	N 50 V	100-0			
		40	—	3.11	33.92	27.04	8.16	1.50	0.27	—	6.91	N 70 V	1000-750			
		50	—	3.10	33.92	27.04	8.15	1.58	0.27	—	—	"	750-500			
		60	—	3.10	33.92	27.04	8.15	1.63	0.27	—	6.93	"	500-250			
		80	—	3.10	33.92	27.04	8.15	1.63	0.27	—	—	"	250-100			
		100	—	3.10	33.92	27.04	8.15	1.65	0.27	—	6.88	"	100-50			
		150	—	2.92	33.92	27.06	8.15	1.69	0.24	—	6.84	"	50-0	—	1940	
		200	—	2.86	33.96	27.09	8.15	1.79	0.21	—	6.77	"				
		300	—	2.65	34.21	27.31	8.03	2.11	0.00	—	5.76	"				
		400	—	2.46	34.23	27.34	8.02	2.36	0.00	—	5.27	"				
		590 ²	—	2.54	34.34	27.42	7.99	2.53	—	—	4.37	"				
		790 ²	—	2.40	34.50	27.56	7.97	2.66	—	—	3.88	"				
		990 ²	—	2.46	34.63	27.66	8.05	2.57	—	—	3.86	"				
		1480 ²	1484	2.42	34.75	27.76	8.07	2.36	—	—	4.18	"				
		1980 ²	—	2.11	34.83	27.85	8.29	2.20	—	—	4.26	"				
2460 ¹	2461	1.56	34.78	27.85	8.27	2.30	—	—	4.20	"						
2950 ¹	—	1.16	34.75	27.86	8.22	2.40	—	—	4.32	"						
3450 ¹	—	0.77	34.73	27.87	8.26	2.47	—	—	4.25	"						
3940 ¹	3940	0.54	34.72	27.87	8.30	2.51	—	—	4.32	"						
1799	24	0	—	6.20	34.05	26.80	8.18	1.35	0.28	—	6.52	N 100 H	0-5	1847	1907	
		10	—	6.12	34.05	26.81	8.18	1.35	0.28	—	—	N 70 B	97-0	1850	1910	
		20	—	6.11	34.05	26.81	8.18	1.35	0.28	—	6.54	N 100 B				
		30	—	6.10	34.05	26.81	8.17	1.35	0.29	—	—	N 70 B	390-150	1850	1920	
		40	—	6.10	34.05	26.81	8.17	1.37	0.28	—	6.52	N 100 B				
		50	—	6.00	34.05	26.82	8.17	1.35	0.28	—	—	NHP	50-0	1937		
		60	—	6.00	34.05	26.82	8.17	1.41	0.29	—	6.50	N 50 V	100-0			
		80	—	6.00	34.05	26.82	8.17	1.43	0.28	—	—	N 70 V	1000-750			
		100	—	6.00	34.05	26.82	8.16	1.43	0.28	—	6.47	"	750-500			
		150	—	6.00	34.05	26.82	8.16	1.29	0.24	—	6.33	"	500-250			
		200	—	6.57	34.38	27.01	8.12	1.50	0.00	—	5.56	"	250-100			
		300	—	5.30	34.31	27.11	8.06	1.82	0.00	—	5.47	"	100-50			
		400	—	4.62	34.23	27.13	8.06	2.01	0.00	—	5.65	"	50-0	—	2110	
		590 ³	596	3.82	34.31	27.28	8.05	2.30	—	—	5.06	"				
		790 ³	—	3.02	34.32	27.36	8.07	2.45	—	—	4.72	"				
		980 ²	—	2.71	34.39	27.45	8.07	2.59	—	—	4.33	"				
		1450 ²	1450	2.54	34.61	27.63	8.01	2.59	—	—	3.84	"				
		1930 ¹	1925	2.52	34.75	27.76	8.23	2.22	—	—	3.88	"				
2440 ¹	—	2.24	34.83	27.84	8.22	2.17	—	—	4.28	"						
2950 ¹	—	1.75	34.81	27.87	8.19	2.24	—	—	4.32	"						
3460 ¹	—	1.41	34.77	27.85	8.29	2.24	—	—	4.39	"						
3970 ¹	3970	0.90	34.73	27.86	8.23	2.28	—	—	4.39	"						

Station	Position	Date	Hour	Sounding (metres)	WIND		SEA		Weather	Barometer (millibars)	Air Temp. °C.		Remarks
					Direction	Force (knots)	Direction	Force			Dry bulb	Wet bulb	
1800	41° 20' 3" S, 18° 54' 3" E	1936 15 vi	0900	5323*	W × N	25	W × N	5	c	1005.7	13.0	11.0	mod. av. WNW swell
1801	From 38° 55' 2" S, 18° 52' 5" E to 38° 53' S, 18° 52' 5" E	16 vi	0617	5180*	W × S W × S	16 16	W × S W × S	4 4	bc bc	1014.6 1016.1	16.7 16.7	14.4 14.4	mod. av. W × N swell mod. av. conf. W × N and SW swells
1802	33° 57' S, 14° 25' 7" E	16 ix	1300	4286*	SW SSW	4 5	SW SSW	2 2	bc bc	1017.9 1017.6	15.6 16.1	14.1 14.8	low long SSW swell low long conf. SSW and SE swells

Station	Age of moon (days)	HYDROLOGICAL OBSERVATIONS										BIOLOGICAL OBSERVATIONS				Remarks
		Depth (metres)	Depth by thermometer	Temp. °C.	S ‰	σ _t	pH	Mg.—atom m. ³			O ₂ c.c. litre	Gear	Depth (metres)	TIME		
								P	Nitrite N ₂	Si				From	To	
1800	26	0	—	13.60	35.18	26.44	8.24	0.42	0.22	—	5.50	N 100 B	95-0	0916	0936	KT DGP
		10	—	13.57	35.18	26.44	8.24	0.42	0.26	—	—	N 100 B	410-202	0916	0946	
		20	—	13.57	35.18	26.44	8.24	0.44	0.21	—	5.49	NHP	50-0	1001		
		30	—	13.57	35.18	26.44	8.24	0.49	0.23	—	—	N 50 V	100-0			
		40	—	13.57	35.18	26.44	8.24	0.49	0.24	—	5.50	N 70 V	1000-750			
		50	—	13.55	35.18	26.45	8.24	0.51	0.24	—	—	"	750-500			
		60	—	13.53	35.18	26.45	8.24	0.53	0.21	—	5.46	"	500-250			
		80	—	13.15	35.12	26.47	8.23	0.57	0.17	—	—	"	250-100			
		100	—	12.55	35.06	26.54	8.22	0.63	0.14	—	5.38	"	100-50			
		150	—	11.33	34.81	26.50	8.22	0.78	0.16	—	5.50	"	50-0	—	1135	
		200	—	11.02	34.92	26.73	8.14	0.97	0.00	—	4.73	"				
		300	—	9.91	34.83	26.85	8.12	1.24	0.00	—	4.71	"				
		400	—	8.25	34.57	26.92	8.09	1.54	0.00	—	4.75	"				
		600 ²	598	4.69	34.32	27.19	8.13	2.19	—	—	4.94	"				
		800 ²	—	3.68	34.38	27.35	8.06	2.43	—	—	4.49	"				
		990 ¹	990	3.15	34.48	27.48	8.06	2.60	—	—	3.94	"				
		1480 ¹	—	2.73	34.71	27.71	8.09	2.34	—	—	3.89	"				
1970 ¹	1973	2.64	34.83	27.80	8.13	1.94	—	—	4.45	"						
1801	26	0	—	18.22	35.53	25.64	8.25	0.00	0.25	—	4.87	N 100 H	0-5	0635	0655	KT. — 2 hours DGP
		10	—	18.22	35.53	25.64	8.25	0.00	0.26	—	—	N 70 B	114-0	0639	0659	
		20	—	18.22	35.53	25.64	8.25	0.00	0.26	—	4.88	N 100 B				
		30	—	18.23	35.53	25.63	8.25	0.00	0.27	—	—	N 70 B	354-160	0639	0709	
		40	—	18.23	35.53	25.63	8.24	0.00	0.26	—	4.87	N 100 B				
		50	—	18.23	35.53	25.63	8.24	0.00	0.24	—	—	NHP	50-0	0725		
		60	—	18.23	35.53	25.63	8.24	0.00	0.24	—	4.87	N 50 V	100-0			
		80	—	18.24	35.53	25.63	8.24	0.00	0.24	—	—	N 70 V	1000-750			
		100	—	18.24	35.53	25.63	8.23	0.00	0.24	—	4.87	"	750-500			
		150	—	18.25	35.53	25.63	8.23	0.00	0.06	—	4.86	"	500-250			
		200	—	17.18	35.54	25.91	8.23	0.32	0.00	—	4.48	"	250-100			
		300	—	16.23	35.55	26.13	8.22	0.38	0.00	—	4.52	"	100-50			
		400	—	14.87	35.44	26.36	8.20	0.48	0.00	—	4.32	"	50-0	—	0900	
		600 ³	—	12.28	35.18	26.70	8.23	0.72	—	—	4.51	"				
		800 ³	797	9.87	34.85	26.87	8.16	1.08	—	—	4.58	"				
		980 ²	979	7.58	34.66	27.09	8.16	1.50	—	—	3.76	"				
		1480 ²	—	3.66	34.57	27.50	8.07	2.41	—	—	3.45	"				
		1980 ²	—	2.76	34.75	27.73	8.10	2.22	—	—	3.82	"				
		2480 ²	2484 ²	2.68	34.86	27.82	8.18	1.73	—	—	4.58	"				
		2860 ¹	2864	2.44	34.85	27.83	8.30	1.73	—	—	4.38	"				
3340 ¹	—	2.26	34.84	27.85	8.37	1.73	—	—	4.31	"						
3820 ¹	—	1.68	34.83	27.88	8.35	1.73	—	—	4.21	"						
4300 ¹	—	1.15	34.77	27.87	8.27	1.88	—	—	4.22	"						
4770 ¹	4774	0.97	34.75	27.87	8.28	2.11	—	—	4.20	"						
1802	I	0	—	15.62	35.47	26.22	8.23	0.19	0.16	—	5.19	NHP	50-0	1325		KT DGP
		10	—	15.50	35.46	26.23	8.24	0.19	0.16	—	—	N 50 V	100-0			
		20	—	15.48	35.46	26.24	8.24	0.19	0.16	—	5.25	N 70 V	1000-750			
		30	—	15.43	35.44	26.23	8.24	0.21	0.16	—	—	"	750-500			
		40	—	15.39	35.44	26.24	8.23	0.21	0.16	—	5.26	"	500-250			
		50	—	15.28	35.44	26.27	8.23	0.21	0.16	—	—	"	250-100			
		60	—	15.23	35.44	26.28	8.23	0.23	0.16	—	5.25	"	100-50			
		80	—	15.00	35.43	26.32	8.23	0.27	0.21	—	—	"	50-0	—	1455	
		100	—	14.98	35.43	26.32	8.23	0.27	0.23	—	5.23	N 70 B	106-0	1720	1740	
		150	—	13.99	35.28	26.42	8.21	0.38	0.30	—	5.13	N 100 B				
		200	—	13.03	35.16	26.52	8.21	0.49	0.02	—	4.84	N 70 B				
		300	—	12.24	35.12	26.65	8.18	0.68	0.00	—	4.57	N 100 B	350-240	1720	1750	
		400	—	10.86	34.93	26.77	8.17	0.87	0.00	—	4.68	"				
		590 ³	589	7.18	34.54	27.06	8.11	1.50	0.00	—	4.39	"				
		790 ³	—	4.42	34.34	27.23	8.07	2.17	0.00	—	4.59	"				
		990 ²	—	3.80	34.40	27.35	8.07	2.43	0.00	—	4.08	"				
		1470 ²	1465	2.77	34.63	27.63	8.07	2.47	—	—	3.80	"				
		1940 ¹	1934	2.74	34.82	27.80	8.32	1.69	—	—	3.73	"				
		2450 ¹	—	2.52	34.86	27.83	8.43	1.62	—	—	3.96	"				
2960 ¹	—	2.34	34.86	27.85	8.36	1.67	—	—	4.22	"						
3470 ¹	—	2.08	34.82	27.85	8.35	1.67	—	—	4.13	"						
3980 ¹	3988	1.45	34.79	27.87	8.38	1.71	—	—	—	"						

Station	Position	Date	Hour	Sounding (metres)	WIND		SEA		Weather	Barometer (millibars)	Air Temp. °C.		Remarks
					Direction	Force (knots)	Direction	Force			Dry bulb	Wet bulb	
1803	33° 53' 8" S, 09° 19' 5" E	1936 17 ix	2000	5085*	NW × N	14	NW × N	4	b	1014.9	15.6	14.0	low long NW × N swell
1804	33° 45' 5" S, 05° 31' 7" E	18 ix	2000	5199*	S × E	8	S × E	3	c	1027.3	11.4	8.3	mod. av. SW swell
1805	33° 41' 2" S, 01° 58' 9" E	19 ix	1800	2518*	SE × S	7	SE × S	2	c	1030.0	11.6	8.1	low long S swell

Station	Age of moon (days)	HYDROLOGICAL OBSERVATIONS										BIOLOGICAL OBSERVATIONS				Remarks		
		Depth (metres)	Depth by thermometer	Temp. °C.	S ‰	at	pH	Mg.—atom m. ³			O ₂ c.c. litre	Gear	Depth (metres)	TIME				
								P	Nitrite N ₂	Si				From	To			
1803	2	0	—	16.22	35.56	26.14	8.25	0.15	0.17	—	5.14	NHP	50-0	2011				
		10	—	16.03	35.55	26.18	8.25	0.15	0.17	—	—	N 50 V	100-0					
		20	—	16.03	35.55	26.18	8.25	0.15	0.19	—	5.15	N 70 V	1000-750					
		30	—	16.04	35.55	26.18	8.25	0.13	0.18	—	—	"	750-500					
		40	—	16.04	35.55	26.18	8.25	0.13	0.19	—	5.14	"	500-250					
		50	—	16.04	35.55	26.18	8.25	0.15	0.24	—	—	"	250-100					
		60	—	16.04	35.55	26.18	8.25	0.17	0.29	—	5.01	"	100-50					
		80	—	16.05	35.55	26.18	8.25	0.17	0.23	—	—	"	50-0					
		100	—	15.95	35.55	26.20	8.23	0.15	0.24	—	5.08	N 70 B	84-0			2258	2318	KT
		150	—	15.93	35.55	26.20	8.22	0.17	0.30	—	5.03	N 100 B						
		200	—	15.84	35.53	26.20	8.22	0.17	0.28	—	5.08	N 70 B	310-200			2258	2328	DGP
		300	—	14.22	35.29	26.38	8.18	0.32	0.00	—	4.50	N 100 B						
		400	—	12.96	35.24	26.61	8.20	0.51	0.00	—	4.40							
		590 ²	—	9.39	34.77	26.89	8.23	1.06	—	—	4.35							
		790 ²	—	5.92	34.42	27.12	8.24	2.00	—	—	4.27							
		990 ²	987	3.92	34.31	27.27	8.20	2.09	—	—	4.55							
		1470 ²	—	2.86	34.60	27.60	8.10	2.36	—	—	3.61							
		1960 ²	1960	2.72	34.91	27.87	8.20	1.31	—	—	4.24							
		2480 ¹	2481	2.56	34.85	27.82	8.31	1.50	—	—	4.12							
		2980 ¹	—	2.37	34.85	27.84	8.33	1.48	—	—	4.20							
3470 ¹	—	2.13	34.83	27.85	8.33	1.54	—	—	4.21									
3970 ¹	—	1.41	34.79	27.87	8.25	2.11	—	—	4.18									
4470 ¹	4472	1.06	34.76	27.87	8.34	2.26	—	—	3.91									
1804	3	0	—	15.50	35.55	26.30	8.24	0.15	0.37	—	5.19	NHP	50-0	2005	- 1 hour			
		10	—	15.50	35.55	26.30	8.24	0.15	0.37	—	—	N 50 V	100-0					
		20	—	15.50	35.55	26.30	8.24	0.17	0.37	—	5.19	N 70 V	1000-750					
		30	—	15.51	35.55	26.30	8.24	0.17	0.37	—	—	"	750-500					
		40	—	15.51	35.55	26.30	8.24	0.17	0.37	—	5.17	"	500-250					
		50	—	15.51	35.55	26.30	8.22	0.17	0.39	—	—	"	250-100					
		60	—	15.51	35.55	26.30	8.22	0.17	0.40	—	5.13	"	100-50					
		80	—	15.52	35.55	26.30	8.22	0.17	0.39	—	—	"	50-0					
		100	—	15.52	35.55	26.30	8.22	0.21	0.37	—	5.14	N 70 B	86-0			2320	2340	KT
		150	—	15.51	35.55	26.30	8.22	0.17	0.42	—	5.11	N 100 B						
		200	—	15.44	35.54	26.31	8.22	0.17	0.44	—	5.10	N 70 B	300-170			2320	2350	DGP
		300	—	14.90	35.41	26.33	8.19	0.23	0.19	—	4.99	N 100 B						
		400	—	13.17	35.19	26.52	8.18	0.48	0.00	—	4.57							
		590 ³	592	10.18	34.83	26.81	8.20	0.95	—	—	4.40							
		790 ³	—	6.75	34.48	27.07	8.19	1.41	—	—	4.41							
		990 ³	—	4.23	34.32	27.24	8.19	1.63	—	—	4.65							
		1490 ²	—	3.01	34.52	27.52	8.06	2.28	—	—	3.71							
		1990 ²	1984	2.91	34.76	27.72	8.12	1.86	—	—	4.12							
		2490 ¹	2488	2.71	34.87	27.83	8.37	1.33	—	—	4.06							
		2990 ¹	—	2.41	34.86	27.84	8.39	1.44	—	—	4.08							
3500 ¹	—	2.30	34.85	27.84	8.40	1.56	—	—	4.14									
4000 ¹	—	1.63	34.80	27.87	8.30	1.75	—	—	4.17									
4500 ¹	4504	1.13	34.75	27.86	8.36	2.15	—	—	3.93									
1805	4	0	—	14.48	35.21	26.27	8.22	0.19	—	1.0	5.52	NHP	50-0	1808				
		10	—	14.20	35.20	26.32	8.24	0.19	—	1.0	—	N 50 V	100-0					
		20	—	14.19	35.20	26.32	8.24	0.19	—	1.0	5.53	N 70 V	1500-1000					
		30	—	14.12	35.20	26.34	8.24	0.19	—	1.0	—	"	1000-750					
		40	—	14.12	35.20	26.34	8.24	0.19	—	1.2	5.50	"	750-500					
		50	—	14.11	35.20	26.34	8.23	0.27	—	1.2	—	"	500-250					
		60	—	13.99	35.19	26.35	8.23	0.19	—	1.1	5.41	"	250-100					
		80	—	13.84	35.19	26.38	8.23	0.21	—	1.3	—	"	100-50					
		100	—	13.72	35.19	26.41	8.21	0.25	—	1.6	5.26	"	50-0					
		150	—	13.16	35.12	26.47	8.21	0.32	—	1.9	5.09	N 100 H	0-5			2145	2155	
		200	—	12.62	35.03	26.51	8.23	0.40	—	2.5	5.28	N 70 B	100-0			2149	2209	KT
		300	—	11.38	34.98	26.72	8.15	0.70	—	2.9	4.79	N 100 B						
		400	—	9.68	34.78	26.85	8.15	1.01	—	5.1	4.69	N 70 B	400-150			2149	2239	Depth estimated
		600 ¹	595	5.71	34.36	27.10	8.21	1.48	—	10.9	4.55	N 100 B						
		800 ¹	—	3.81	34.24	27.23	8.27	2.00	—	21.1	4.73	N 70 B	750-400			2149	2239	DGP
1000 ¹	—	3.24	34.33	27.34	8.30	2.13	—	32.4	4.17	N 100 B								
1500 ¹	—	2.75	34.60	27.61	8.13	2.13	—	48.2	3.73									
2000 ¹	1994	2.67	34.78	27.76	8.24	1.81	—	47.6	4.06									

Station	Position	Date	Hour	Sounding (metres)	WIND		SEA		Weather	Barometer (millibars)	Air Temp. °C.		Remarks
					Direction	Force (knots)	Direction	Force			Dry bulb	Wet bulb	
1806	35° 28.7' S, 00° 18.5' E	1936 20 ix	1800	4743*	Lt var. airs	—	Smooth	—	c	1031.6	11.9	8.3	low long S swell
1807	38° 40' S, 00° 27.8' E	21 ix	1800	5067*	SW	11	SW	2	cp	1035.5	10.0	8.1	low long S × W swell
1808	From 41° 36.5' S, 00° 28.6' E to 41° 36.1' S, 00° 28.5' E	22 ix	1800	4462*	Lt airs Lt airs	2 2	Smooth Smooth	— —	b b	1032.7 1032.7	7.9 7.9	6.9 6.8	low long SSW swell ,,

Station	Age of moon (days)	HYDROLOGICAL OBSERVATIONS										BIOLOGICAL OBSERVATIONS				Remarks		
		Depth (metres)	Depth by thermometer	Temp. °C.	S ‰	σ _t	pH	Mg.—atom m. ³			O ₂ c.c. litre	Gear	Depth (metres)	TIME				
								P	Nitrite N ₂	Si				From	To			
1806	5	0	—	14.52	35.24	26.28	8.23	0.17	—	1.6	5.52	NHP	50-0	1805	GMT			
		10	—	14.60	35.25	26.26	8.23	0.17	—	1.6	—	N 50 V	100-0					
		20	—	14.02	35.25	26.39	8.23	0.17	—	1.6	5.56	N 70 V	1500-1000					
		30	—	14.03	35.25	26.38	8.23	0.17	—	1.6	—	"	1000-750					
		40	—	13.93	35.25	26.41	8.23	0.17	—	1.5	5.50	"	750-500					
		50	—	13.67	35.19	26.42	8.22	0.19	—	1.6	—	"	750-400					
		60	—	13.62	35.19	26.43	8.22	0.19	—	1.6	5.39	"	500-250					
		80	—	13.57	35.19	26.44	8.22	0.30	—	1.6	—	"	250-100					
		100	—	13.53	35.19	26.45	8.21	0.27	—	1.5	5.33	"	100-50					
		150	—	13.35	35.18	26.49	8.21	0.27	—	1.6	5.30	"	50-0					
		200	—	12.92	35.12	26.52	8.23	0.34	—	1.6	5.23	N 100 H	0-5			2030		
		300	—	11.86	35.03	26.66	8.17	0.55	—	2.7	4.82	N 70 B	107-0			2146	2206	KT
		400	—	10.28	34.84	26.80	8.15	0.93	—	4.1	4.80	N 100 B						
		600 ²	605	6.66	34.45	27.05	8.29	1.35	—	8.8	4.31	N 70 B	420-150			2146	2236	Depth estimated
		700 ²	—	4.46	34.28	27.19	8.30	1.73	—	19.5	4.55	N 100 B						
		990 ²	—	3.41	34.29	27.30	8.28	2.19	—	30.9	4.36	N 70 B	700-400			2146	2236	DGP
		1480 ²	—	2.73	34.55	27.58	8.13	2.17	—	53.2	3.73	N 100 B						
		1980 ²	1982	2.71	34.79	27.77	8.24	1.58	—	42.0	4.11							
		2470 ¹	2474	2.53	34.82	27.81	8.34	1.50	—	48.9	4.10							
		2970 ¹	—	2.39	34.85	27.84	8.30	1.46	—	49.5	4.45							
3470 ¹	—	2.16	34.84	27.85	8.33	1.58	—	55.6	4.16									
3970 ¹	—	1.42	34.79	27.87	8.40	1.81	—	80.0	3.87									
4470 ¹	4467	1.07	34.75	27.87	8.33	2.13	—	89.6	3.96									
1807	6	0	—	12.35	34.97	26.52	8.23	0.29	—	1.5	5.66	NHP	50-0	1807	GMT			
		10	—	12.30	34.97	26.53	8.23	0.29	—	12.0	—	N 50 V	100-0					
		20	—	12.30	34.97	26.53	8.23	0.29	—	6.0	5.70	N 70 V	1500-1000					
		30	—	12.31	34.97	26.53	8.22	0.30	—	1.3	—	"	1000-750					
		40	—	12.31	34.97	26.53	8.22	0.30	—	3.9	5.65	"	750-500					
		50	—	12.36	34.98	26.53	8.22	0.32	—	1.9	—	"	500-250					
		60	—	12.38	34.99	26.53	8.22	0.34	—	2.7	5.57	"	250-100					
		80	—	12.39	34.99	26.53	8.22	0.34	—	1.5	—	"	100-50					
		100	—	12.31	34.97	26.53	8.22	0.38	—	1.4	5.50	"	50-0					
		150	—	12.01	34.94	26.56	8.22	0.46	—	1.5	5.44	N 100 H	0-5			2030		
		200	—	11.66	34.92	26.61	8.19	0.46	—	2.0	5.24	N 70 B	103-0			2135	2155	KT
		300	—	10.74	34.90	26.77	8.16	0.72	—	3.2	4.88	N 100 B						
		400	—	8.79	34.64	26.89	8.15	0.99	—	5.7	4.95	N 70 B	400-150			2140	2230	Depth estimated
		600 ²	604	5.63	34.37	27.12	8.25	1.77	—	11.7	4.57	N 100 B						
		700 ²	—	3.88	34.28	27.25	8.28	2.09	—	26.8	4.52	N 70 B	700-400			2140	2230	DGP
		990 ²	—	3.10	34.31	27.35	8.27	2.24	—	36.9	4.36	N 100 B						
		1480 ²	—	2.71	34.57	27.59	8.12	2.26	—	56.6	3.75							
		1980 ²	1984	2.74	34.74	27.73	8.12	1.63	—	40.7	4.23							
		2420 ¹	2423	2.55	34.82	27.81	8.29	1.54	—	51.1	4.06							
		2920 ¹	—	2.38	34.85	27.84	8.29	1.48	—	51.8	4.35							
3420 ¹	—	2.12	34.84	27.86	8.33	1.58	—	62.4	4.18									
3920 ¹	—	1.44	34.78	27.86	8.36	2.07	—	83.7	3.99									
4420 ¹	4415	1.04	34.74	27.86	8.32	2.11	—	94.4	4.01									
1808	7	0	—	9.03	34.46	26.71	8.22	0.84	—	1.5	6.07	NHP	50-0	1805	GMT			
		10	—	9.00	34.46	26.71	8.21	0.84	—	2.2	—	N 50 V	100-0					
		20	—	9.00	34.46	26.71	8.20	0.84	—	2.1	6.09	N 70 V	1500-1000					
		30	—	9.00	34.46	26.71	8.21	0.84	—	2.1	—	"	1000-750					
		40	—	9.00	34.46	26.71	8.21	0.84	—	2.0	6.07	"	750-500					
		50	—	9.00	34.46	26.71	8.21	0.84	—	2.1	—	"	500-250					
		60	—	9.00	34.46	26.71	8.21	0.84	—	2.2	6.02	"	250-100					
		80	—	8.93	34.46	26.73	8.21	0.86	—	2.6	—	"	100-50					
		100	—	8.90	34.46	26.73	8.21	0.91	—	2.6	5.97	"	50-0					
		150	—	8.50	34.47	26.80	8.17	0.99	—	2.7	5.76	N 100 H	0-5			2015		
		200	—	8.09	34.45	26.85	8.16	0.99	—	2.9	5.69	N 70 B	112-0			2118	2138	KT
		300	—	7.54	34.44	26.93	8.15	1.08	—	4.9	5.38	N 100 B						
		400	—	6.25	34.37	27.05	8.10	1.46	—	7.7	5.10	N 70 B	440-150			2122	2212	Depth estimated
		600 ²	607	4.12	34.23	27.19	8.20	2.05	—	16.6	5.21	N 100 B						
		800 ²	—	3.30	34.23	27.27	8.16	2.13	—	27.2	5.01	N 70 B	700-400			2122	2212	DGP
		1000 ²	—	2.86	34.30	27.36	8.20	2.26	—	36.5	4.49	N 100 B						
		1500 ²	1497	2.68	34.52	27.55	8.17	2.09	—	47.1	4.20							
		1990 ¹	1982	2.61	34.71	27.72	8.28	1.98	—	55.8	3.87							
		2490 ¹	—	2.46	34.82	27.82	8.30	1.92	—	57.5	4.07							

Station	Position	Date	Hour	Sounding (metres)	WIND		SEA		Weather	Barometer (millibars)	Air Temp. °C.		Remarks
					Direction	Force (knots)	Direction	Force			Dry bulb	Wet bulb	
1808 <i>cont.</i>	From 41° 36.5' S, 00° 28.6' E to 41° 36.1' S, 00° 28.5' E	1936 22 ix											
1809	From 44° 48' S, 00° 07.4' E to 44° 48.3' S, 00° 07.8' E	23 ix	1800	3807*	N × W N × W	22 25	N × W N × W	4 4	c c	1012.0 1012.0	8.1 8.1	7.2 7.2	mod. av. NW swell mod. av. N × W swell
1810	From 47° 14.8' S, 00° 06.2' E to 47° 15.1' S, 00° 06.7' E	24 ix	1731	4204*	WSW SW × W	32 32	WSW SW × W	5 5	ods od	989.2 990.6	2.8 2.2	1.6 0.9	heavy av. W swell
1811	47° 20.8' S, 00° 01.6' W	25 ix	0456	4175*	W × N	24	W × N	5	c	990.4	3.3	2.3	heavy av. W × N swell
1812	From 50° 29.8' S, 00° 09.8' E to 50° 30.4' S, 00° 11.5' E	26 ix	1800	3208*	SW	24	SW	5	csq	1005.0	-2.0	-2.0	heavy short WSW swell

Station	Age of moon (days)	HYDROLOGICAL OBSERVATIONS										BIOLOGICAL OBSERVATIONS				Remarks	
		Depth (metres)	Depth by thermometer	Temp °C.	S ‰	σ _t	pH	Mg.—atom m. ³			O ₂ c.c. litre	Gear	Depth (metres)	TIME			
								P	Nitrite N ₂	Si				From	To		
1808 cont.	7	3000 ¹	—	2.19	34.83	27.84	8.24	1.81	—	58.5	4.38						
		3500 ¹	—	1.64	34.79	27.86	8.34	2.01	—	76.8	4.01						
		4000 ¹	4007	1.09	34.74	27.85	8.28	2.24	—	87.7	4.14						
1809	8	0	—	6.30	34.28	26.97	8.19	1.16	—	3.8	6.41	NHP	50-0	1807			
		10	—	6.40	34.30	26.97	8.19	1.16	—	3.8	—	N 50 V	100-0				
		20	—	6.21	34.23	26.94	8.19	1.16	—	4.3	6.45	N 70 V	1500-1000				
		30	—	6.16	34.23	26.95	8.19	1.20	—	4.4	—	"	1000-750				
		40	—	5.80	34.20	26.96	8.18	1.20	—	4.3	6.48	"	750-500				
		50	—	5.61	34.17	26.97	8.18	1.24	—	4.7	—	"	500-250				
		60	—	5.51	34.15	26.97	8.17	1.25	—	4.8	6.49	"	250-100				
		80	—	5.41	34.14	26.96	8.17	1.29	—	4.5	—	"	100-50				
		100	—	5.41	34.14	26.96	8.17	1.29	—	4.5	6.51	"	50-0	—	2035		
		150	—	5.12	34.12	26.99	8.16	1.33	—	4.6	6.56	N 100 H	0-5	2103	2123		
		200	—	5.73	34.23	26.99	8.14	1.37	—	4.6	5.97	N 70 B					
		300	—	5.14	34.25	27.08	8.09	1.88	—	9.3	5.35	N 100 B	90-0	2109	2129	KT	
		400	—	4.23	34.23	27.17	8.07	1.98	—	11.9	5.60	N 70 B					
		590 ²	583	3.35	34.20	27.24	8.20	2.13	—	20.5	5.33	N 100 B	360-150	2109	2159	Depth estimated	
		780 ²	—	2.88	34.30	27.36	8.11	2.43	—	36.8	4.68	N 70 B	625-400	2109	2159	DGP	
		980 ²	987	2.68	34.33	27.40	8.12	2.43	—	38.8	4.39	N 100 B	625-0				
		1450 ¹	1448	2.64	34.59	27.62	8.23	2.43	—	56.6	3.66	N 100 B	550-400	2248	2338	DGP	
1950 ¹	—	2.57	34.76	27.75	8.22	2.30	—	56.6	4.04								
2450 ¹	—	2.33	34.79	27.80	8.35	2.15	—	58.4	4.09								
2940 ¹	—	1.89	34.78	27.83	8.30	2.22	—	73.6	4.19								
3440 ¹	3441	1.42	34.75	27.84	8.25	2.40	—	81.8	4.17								
1810	9	0	—	3.10	33.85	26.98	8.18	1.65	—	6.4	7.00	NHP	50-0	1740	+ 1 hour		
		10	—	3.10	33.85	26.98	8.17	1.63	—	6.4	—	N 50 V	100-0				
		20	—	3.10	33.85	26.98	8.17	1.62	—	6.6	7.04	N 70 V	1500-1000				
		30	—	3.10	33.85	26.98	8.16	1.63	—	7.1	—	"	1000-750				
		40	—	3.09	33.85	26.98	8.16	1.62	—	7.5	7.02	"	750-500				
		50	—	3.08	33.85	26.98	8.15	1.65	—	7.5	—	"	500-250				
		60	—	3.04	33.85	26.99	8.15	1.65	—	7.1	6.97	"	250-100				
		80	—	3.05	33.85	26.99	8.15	1.58	—	7.6	—	"	100-50				
		100	—	3.11	33.87	27.00	8.16	1.62	—	7.5	6.96	"	50-0	—	2000		
		150	—	3.01	33.94	27.06	8.15	1.65	—	8.0	6.70						
		200	—	3.11	34.09	27.17	8.10	1.77	—	11.9	6.11						
		300	—	2.53	34.14	27.26	8.07	2.13	—	23.2	5.77						
		400	—	2.49	34.23	27.33	8.01	2.41	—	35.0	5.02						
		590 ²	592	2.52	34.39	27.47	8.09	2.55	—	51.0	4.12						
		790 ²	—	2.48	34.52	27.57	8.11	2.55	—	61.3	3.70						
		990 ²	—	2.44	34.59	27.63	8.06	2.47	—	63.4	3.68						
		1480 ²	1484	2.37	34.66	27.69	8.13	2.15	—	64.6	3.91						
1970 ¹	1972	2.04	34.77	27.81	8.31	2.01	—	68.2	4.04								
2470 ¹	—	1.53	34.76	27.83	8.27	2.19	—	78.3	4.13								
2970 ¹	—	1.19	34.74	27.85	8.28	2.30	—	83.6	4.00								
3470 ¹	3465	0.77	34.71	27.86	8.28	2.34	—	94.3	4.23								
1811	10	0	—	3.00	—	—	—	—	—	—	—	N 100 B	130-0	0609	0629	KT	
													N 100 B	520-150	0609	0659	Depth estimated
													N 100 B	800-490	0609	0659	DGP
1812	11	0	—	0.53	33.91	27.22	8.19	1.90	—	17.9	7.32	NHP	50-0	1808			
		10	—	0.54	33.91	27.22	8.16	2.00	—	18.3	—	N 50 V	100-0				
		20	—	0.54	33.91	27.22	8.16	2.00	—	18.4	7.33	N 70 V	1500-1000				
		30	—	0.54	33.91	27.22	8.15	2.03	—	18.6	—	"	1000-750				
		40	—	0.54	33.91	27.22	8.15	2.03	—	18.6	7.34	"	750-500				
		50	—	0.54	33.91	27.22	8.15	2.01	—	18.6	—	"	500-250				
		60	—	0.54	33.91	27.22	8.15	1.98	—	18.6	7.28	"	250-100				
		80	—	0.55	33.91	27.22	8.14	2.00	—	18.6	—	"	100-50				
		100	—	0.55	33.91	27.22	8.14	2.03	—	18.6	7.39	"	50-0	—	2030		
		150	—	1.74	34.19	27.37	8.02	2.43	—	31.8	5.40	N 100 H	0-5	2135	2155		
		200	—	1.99	34.30	27.43	8.02	2.59	—	39.7	4.87	N 70 B					
		300	—	2.12	34.40	27.50	7.98	2.76	—	51.0	4.33	N 100 B	111-0	2139	2159	KT	
		400	—	2.14	34.45	27.54	7.98	2.76	—	57.4	4.10	N 70 B					
		600 ²	598	2.15	34.58	27.65	8.02	2.85	—	60.3	3.62	N 100 B	700-480	2139	2229	DGP	
800 ²	—	2.07	34.66	27.71	8.02	2.78	—	68.2	3.74	N 70 B	480-170	2303	2353	DGP			
1000 ²	1005	2.01	34.74	27.79	8.06	2.62	—	69.4	3.81	N 100 B	480-0						

Station	Position	Date	Hour	Sounding (metres)	WIND		SEA		Weather	Barometer (millibars)	Air Temp. °C.		Remarks
					Direction	Force (knots)	Direction	Force			Dry bulb	Wet bulb	
1812 <i>cont.</i>	From 50° 29' 8" S, 00° 09' 8" E to 50° 30' 4" S, 00° 11' 5" E	1936 26 ix											
1813	From 52 28' S, 00° 21' 3" E to 52 28' 6" S, 00 23' E	27 ix	1800	2551*	SW × W SW × W	14 10	SW × W SW × W	3 3	bc bc	1014.9 1015.1	-5.6 -5.6	-5.6 -5.6	low long SW × W swell mod. long SW × W swell
1814	52° 49' 2" S, 00° 20' 6" W	28 ix	0900	2484*	W × S	9	W × S	3	bc	1014.9	-1.4	-1.4	low av. WSW swell
1815	From 51° 55' 9" S, 01° 41' 3" W to 51° 55' 9" S, 01° 40' 9" W	28 ix	1800	2647*	SW SW	19 20	SW SW	4 4	c c	1017.4 1017.6	-1.7 -1.7	-1.7 -1.7	short av. WSW swell low av. WSW swell
1816	51° 04' S, 03° 01' 6" W	29 ix	0900	2474*	W	10	W	3	o	1021.7	-0.6	-0.6	mod. short WSW swell
1817	From 50° 20' 2" S, 04° 10' 6" W to 50° 19' 8" S, 04° 11' 4" W	29 ix	1800	2860	W × N	15	W × N	4	osp	1018.9	1.1	1.0	mod. short W × S swell

Station	Age of moon (days)	HYDROLOGICAL OBSERVATIONS										BIOLOGICAL OBSERVATIONS				Remarks		
		Depth (metres)	Depth by thermometer	Temp. C.	S	σ _t	pH	Mg.—atom m. ³			O ₂ c.c. litre	Gear	Depth (metres)	TIME				
								P	Nitrite N ₂	Si				From	To			
1812 cont.	11	1490 ¹	1492	1·83	34·76	27·81	8·26	2·49	—	75·1	3·88							
		1990 ¹	—	1·33	34·75	27·85	8·18	2·57	—	83·6	3·97							
		2480 ¹	—	0·92	34·73	27·86	8·29	2·59	—	89·7	4·02							
		2980 ¹	2978	0·57	34·72	27·87	8·26	2·60	—	96·7	4·13							
1813	12	0	—	-0·79	33·90	27·28	8·14	1·88	—	29·9	7·53	NHP	50-0	1808				
		10	—	-0·79	33·90	27·28	8·14	1·90	—	29·9	—	N 50 V	100-0					
		20	—	-0·80	33·90	27·28	8·14	1·90	—	29·6	7·55	N 70 V	1500-1000					
		30	—	-0·80	33·90	27·28	8·14	1·90	—	29·4	—	"	1000-750					
		40	—	-0·80	33·90	27·28	8·14	1·92	—	29·4	7·55	"	750-500					
		50	—	-0·80	33·90	27·28	8·14	1·90	—	29·4	—	"	500-250					
		60	—	-0·80	33·90	27·28	8·13	—	—	28·9	7·52	"	250-100					
		80	—	-0·79	33·90	27·28	8·13	1·88	—	29·1	—	"	100-50					
		100	—	-0·79	33·90	27·28	8·13	1·82	—	29·1	7·48	"	50-0			—	2030	
		150	—	-0·78	33·90	27·28	8·13	1·84	—	29·4	7·42	N 100 H	0-5			2125	2145	
		200	—	1·27	34·40	27·56	7·97	2·40	—	52·4	4·63	N 70 B	117-0			2130	2150	KT
		300	—	1·86	34·56	27·65	7·95	2·40	—	62·3	3·80	N 100 B						
		400	—	1·94	34·64	27·71	7·95	2·45	—	64·5	3·76	N 70 B	470-150			2130	2220	Depth estimated
		600 ¹	—	1·92	34·70	27·76	8·19	2·45	—	69·4	3·45	N 100 B						
		800 ¹	—	1·89	34·75	27·81	8·19	2·45	—	70·7	3·57	N 70 B	760-370			2130	2220	DGP
		1000 ¹	—	1·73	34·76	27·82	8·13	2·34	—	76·6	3·84	N 100 B						
1500 ¹	—	1·24	34·75	27·85	8·22	2·30	—	80·0	3·88									
2000 ¹	2004	0·74	34·72	27·86	8·20	2·45	—	87·5	4·09									
1814	13	0	—	-1·18	33·89	27·28	—	—	—	—	—	NHP	50-0	0907				
													N 50 V	100-0		—	0914	
													N 100 H	0-5		0924	0944	
													N 70 B N 100 B	132-0		0927	0947	KT
1815	13	0	—	-0·59	33·87	27·25	8·16	1·79	0·35	—	7·56	NHP	50-0	1807				
		10	—	-0·59	33·87	27·25	8·15	1·81	0·35	—	—	N 50 V	100-0					
		20	—	-0·59	33·87	27·25	8·15	1·84	0·35	—	7·57	N 70 V	1000-750					
		30	—	-0·59	33·87	27·25	8·15	1·84	0·35	—	—	"	750-500					
		40	—	-0·59	33·87	27·25	8·15	1·84	0·35	—	7·55	"	500-250					
		50	—	-0·59	33·87	27·25	8·15	1·86	0·34	—	—	"	250-100					
		60	—	-0·59	33·87	27·25	8·14	1·86	0·34	—	7·52	"	100-50					
		80	—	-0·61	33·87	27·25	8·13	1·92	0·34	—	—	"	50-0			—	1935	
		100	—	-0·65	33·87	27·25	8·14	1·92	0·34	—	7·47	N 100 H	0-5			2020	2040	
		150	—	-0·65	33·87	27·25	8·14	1·92	0·34	—	7·48	N 70 B	124-0			2024	2044	KT
		200	—	0·83	34·19	27·43	8·02	2·47	0·01	—	5·44	N 100 B						
		300	—	1·82	34·51	27·61	7·97	2·62	0·00	—	3·94	N 70 B	500-150			2024	2114	Depth estimated
		400	—	1·95	34·60	27·67	7·97	2·55	0·00	—	3·74	N 100 B						
		600 ²	601	1·99	34·68	27·74	7·97	2·55	—	—	3·73	N 70 B	800-410			2024	2114	DGP
		800 ¹	793	1·90	34·75	27·81	8·12	2·45	—	—	3·74	N 100 B						
		1000 ¹	—	1·82	34·76	27·81	8·13	2·43	—	—	3·84							
1500 ¹	—	1·26	34·75	27·85	8·09	2·43	—	—	4·11									
2000 ¹	—	0·79	34·72	27·85	8·18	2·59	—	—	4·14									
2500 ¹	2506	0·55	34·71	27·87	8·17	2·59	—	—	4·24									
1816	14	0	—	-0·70	33·89	27·26	—	—	—	—	—	NHP	50-0	0905				
													N 50 V	100-0		—	0920	
													N 70 B N 100 B	116-0		0926	0946	KT
1817	14	0	—	0·40	33·90	27·22	8·14	1·60	0·31	—	7·48	NHP	50-0	1808				
		10	—	0·38	33·90	27·22	8·13	1·62	0·31	—	—	N 50 V	100-0					
		20	—	0·32	33·91	27·23	8·13	1·67	0·32	—	7·49	N 70 V	1000-750					
		30	—	0·35	33·91	27·23	8·13	1·73	0·31	—	—	"	750-500					
		40	—	0·34	33·91	27·23	8·13	1·75	0·31	—	7·50	"	500-250					
		50	—	0·31	33·91	27·23	8·12	1·77	0·31	—	—	"	250-100					
		60	—	0·33	33·91	27·23	8·12	1·75	0·31	—	7·44	"	100-50					
		80	—	0·32	33·91	27·23	8·11	1·77	0·31	—	—	"	50-0			—	1945	
		100	—	0·32	33·91	27·23	8·11	1·73	0·31	—	7·38	N 100 H	0-5			2013	2033	
		150	—	0·70	34·05	27·32	8·08	2·01	0·14	—	6·80	N 100 B	120-0			2017	2037	KT
		200	—	1·18	34·23	27·43	8·00	2·43	0·00	—	5·41	N 70 B	400-184			2017	2047	DGP
		300	—	1·83	34·45	27·56	7·96	2·64	0·00	—	4·20	N 100 B						

Station	Position	Date	Hour	Sounding (metres)	WIND		SEA		Weather	Barometer (millibars)	Air Temp. °C.		Remarks
					Direction	Force (knots)	Direction	Force			Dry bulb	Wet bulb	
1817 <i>cont.</i>	From 50° 20.2' S, 04° 10.6' W to 50° 19.8' S, 04° 11.4' W	1936 29 ix											
1818	51° 08.3' S, 05° 35.8' W	30 ix	0900	1920*	NW	10	NW	3	or	1015.0	0.6	0.0	mod. short W swell
1819	52° 26.5' S, 07° 47.7' W	1 x	0900	2812*	NW × W	10	NW × W	3	cm	1007.5	-2.0	-2.0	mod. av. WNW swell
1820	From 52° 52.1' S, 08° 33.2' W to 52° 52' S, 08° 33.5' W	1 x	1800	3300*	SW × W SW × W	10 9	SW × W SW × W	2 2	c c	999.1 999.0	-1.7 -1.7	-1.7 -1.7	mod. av. W × S swell ,,
1821	From 53° 56.4' S, 10° 31.7' W to 53° 55.9' S, 10° 31.9' W	2 x	1800	3453*	W × N W	15 15	W × N W	3 4	os os	1006.9 1006.8	0.0 0.0	-0.3 -0.5	mod. av. WSW swell ,,
1822	54° 12.4' S, 11° 14.9' W	3 x	0900	3680*	W	20	W	4	om	992.1	0.7	0.6	mod. av. W × S swell

Station	Age of moon (days)	HYDROLOGICAL OBSERVATIONS										BIOLOGICAL OBSERVATIONS				Remarks
		Depth (metres)	Depth by thermometer	Temp. C.	S	σ _t	tH	Mg.—atom m. ³			O ₂ c.c. litre	Gear	Depth (metres)	TIME		
								P	Nitrite N	Si				From	To	
1817 cont.	14	400	—	2.02	34.57	27.65	7.96	2.64	0.00	—	3.85	N 70 B	137.0	2100	2120	KT
		600 ²	600	2.12	34.67	27.72	8.05	2.64	—	—	3.71					
		790 ¹	788	2.12	34.73	27.77	8.09	2.49	—	—	3.61					
		990 ¹	993	2.07	34.77	27.80	8.07	2.47	—	—	3.76					
		1490 ¹	—	1.54	34.77	27.84	8.08	2.47	—	—	4.04					
		1990 ¹	—	0.98	34.76	27.87	8.13	2.57	—	—	3.99					
		2490 ¹	2492	0.65	34.75	27.89	8.14	2.62	—	—	4.27					
1818	15	0	—	-0.72	33.89	27.26	—	—	—	—	NHP	50-0	0908			
												N 50 V	100-0		0925	
												N 70 B N 100 B	135-0	0930	0950	KT
1819	16	0	—	-1.10	33.88	27.28	—	—	—	—	NHP	50-0	0903			
												N 50 V	100-0		0915	
												N 70 B N 100 B	117-0	0935	0955	KT
												N 70 B N 100 B	340-204	0935	1005	DGP
1820	16	0	—	-1.68	33.87	27.28	8.12	1.75	0.32	—	7.73	NHP	50-0	1808		
		10	—	-1.66	33.87	27.28	8.11	1.77	0.31	—	—	N 50 V	100-0			
		20	—	-1.66	33.87	27.28	8.11	1.75	0.32	—	7.85	N 70 V	1000-750			
		30	—	-1.65	33.87	27.28	8.11	1.92	0.31	—	—	..	750-500			
		40	—	-1.65	33.87	27.28	8.11	1.94	0.31	—	7.74	..	500-250			
		50	—	-1.67	33.87	27.28	8.10	1.86	0.31	—	—	..	250-100			
		60	—	-1.68	33.87	27.28	8.10	1.94	0.31	—	7.68	..	100-50			
		80	—	-1.68	33.87	27.28	8.10	1.75	0.31	—	—	..	50-0			
		100	—	-1.68	33.87	27.28	8.10	1.82	0.31	—	7.65	N 100 H	0-5	2031	2051	
		150	—	0.72	34.32	27.54	8.00	2.38	0.00	—	5.04	N 70 B				
		200	—	0.84	34.41	27.60	7.99	2.49	0.00	—	4.91	N 100 B	133-0	2035	2055	KT
		300	—	1.83	34.61	27.69	7.96	2.47	0.00	—	3.82	N 70 B				
		400	—	1.74	34.62	27.72	7.97	2.47	0.00	—	4.10	N 100 B	360-160	2035	2105	DGP
		600 ²	—	1.82	34.73	27.79	8.01	2.47	—	—	3.89					
		800 ²	802	1.71	34.74	27.81	8.00	2.41	—	—	4.02					
		1000 ¹	999	1.53	34.76	27.83	8.16	2.32	—	—	3.95					
		1500 ¹	—	0.95	34.75	27.87	8.23	2.38	—	—	4.08					
2000 ¹	—	0.51	34.72	27.87	8.12	2.51	—	—	4.35							
2500 ¹	—	0.26	34.71	27.89	8.19	2.51	—	—	4.26							
3000 ¹	3012	0.05	34.70	27.89	8.13	2.62	—	—	4.53							
1821	17	0	—	-1.29	33.88	27.28	8.12	2.17	0.36	—	7.73	NHP	50-0	1805		
		10	—	-1.29	33.88	27.28	8.12	2.17	0.36	—	—	N 50 V	100-0			
		20	—	-1.30	33.88	27.28	8.12	2.17	0.36	—	7.73	N 70 V	1000-750			
		30	—	-1.30	33.88	27.28	8.12	2.17	0.36	—	—	..	750-500			
		40	—	-1.30	33.88	27.28	8.12	2.09	0.36	—	7.72	..	500-250			
		50	—	-1.30	33.88	27.28	8.12	2.20	0.36	—	—	..	250-100			
		60	—	-1.30	33.88	27.28	8.12	2.15	0.36	—	7.68	..	100-50			
		80	—	-1.30	33.88	27.28	8.12	2.15	0.36	—	—	..	50-0			1940
		100	—	-1.32	33.88	27.28	8.11	2.24	0.36	—	7.64	N 100 H	0-5	2011	2031	
		150	—	-0.68	34.03	27.38	8.08	2.38	0.36	—	6.99	N 70 B				
		200	—	1.49	34.41	27.56	7.96	2.81	0.00	—	4.57	N 100 B	117-0	2015	2035	KT
		300	—	1.86	34.55	27.65	7.96	2.89	0.00	—	3.97	N 70 B	340-200	2015	2045	DGP
		400	—	1.94	34.61	27.68	7.96	2.89	0.00	—	3.91	N 100 B	300-200	2115	2145	DGP
		600 ²	—	1.95	34.70	27.76	8.01	2.85	—	—	3.82					
		790 ²	793	1.89	34.72	27.78	8.06	2.68	—	—	3.96					
		1000 ¹	997	1.74	34.77	27.83	8.11	2.64	—	—	3.95					
		1500 ¹	—	1.17	34.77	27.87	8.07	2.64	—	—	4.09					
1990 ¹	—	0.70	34.73	27.87	8.15	2.66	—	—	4.25							
2490 ¹	—	0.38	34.70	27.87	8.16	2.66	—	—	4.38							
2980 ¹	2982	0.11	34.69	27.86	8.17	2.66	—	—	4.47							
1822	18	0	—	-0.70	33.88	27.26	—	—	—	—	—	NHP	50.0	0908		
												N 50 V	100.0	—	0920	
												N 100 H	0.5	0930	0950	
												N 70 B N 100 B	162.0	0933	0953	KT

Station	Position	Date	Hour	Sounding (metres)	WIND		SEA		Weather	Barometer (millibars)	Air Temp. °C.		Remarks
					Direction	Force (knots)	Direction	Force			Dry bulb	Wet bulb	
1823	From 54° 48' 8" S, 12° 24' 9" W to 54° 48' 3" S, 12° 25' 6" W	1936 3 x	1800	4000*	W x N W x N	20 20	W x N W x N	5 5	o os	990.4 990.2	-0.9 -0.9	-1.2 -1.2	mod. av. W x S swell "
1824	55° 20' 9" S, 13° 49' 9" W	4 x	2000	4737*	WNW	6	WNW	3	o	992.8	-1.4	-1.4	mod. av. W x S swell
1825	From 55° 42' 8" S, 14° 44' 1" W to 55° 44' 2" S, 14° 50' 9" W	5 x	0900	4581*	W SW	4 7	W SW	2 1	f o	977.2 976.0	-1.0 -1.7	-1.0 -1.8	low av. NW swell "
1826	54° 24' 5" S, 17° 19' 2" W	6 x	0900	4381*	SW x W	6	SW x W	2	c	991.7	-2.0	-2.2	low av. WSW swell
1827	From 53° 25' 9" S, 19° 00' 4" W to 53° 25' 1" S, 19° 00' 9" W	6 x	1800	4282*	S x W	8	S x W	3	csp	1006.1	-4.3	-4.4	mod. av. WSW swell

Station	Age of moon (days)	HYDROLOGICAL OBSERVATIONS										BIOLOGICAL OBSERVATIONS				Remarks	
		Depth (metres)	Depth by thermometer	Temp. °C.	S ‰	σ _t	pH	Mg.—atom m. ³				O ₂ c.c. litre	Gear	Depth (metres)	TIME		
								P	Nitrite N ₂	Si					From		To
1823	18	0	—	-1.63	33.88	27.29	8.13	2.15	0.39	—	7.74	NHP	50-0	1806			
		10	—	-1.61	33.88	27.29	8.11	2.22	0.37	—	—	N 50 V	100-0				
		20	—	-1.61	33.89	27.29	8.12	2.15	0.39	—	7.72	N 70 V	1000-750				
		30	—	-1.67	33.90	27.30	8.12	2.09	0.39	—	—	..	750-500				
		40	—	-1.68	33.90	27.30	8.12	2.07	0.39	—	7.71	..	500-250				
		50	—	-1.70	33.90	27.30	8.12	2.15	0.39	—	—	..	250-100				
		60	—	-1.77	33.91	27.31	8.12	2.11	0.39	—	7.57	..	100-50				
		80	—	-1.77	33.91	27.31	8.12	2.01	0.39	—	—	..	50-0			1950	
		100	—	-1.71	33.94	27.33	8.11	2.11	0.40	—	7.54	N 100 H	0-5		2124	2144	
		150	—	0.92	34.34	27.55	8.00	2.64	0.00	—	4.98	N 70 B	120-0		2128	2148	KT
		200	—	1.42	34.49	27.62	7.98	2.72	0.00	—	4.37	N 100 B			2128	2158	DGP
		300	—	1.80	34.59	27.68	7.98	2.79	0.00	—	4.05	N 70 B					
		400	—	1.76	34.62	27.72	7.97	2.72	0.00	—	4.02	N 100 B	330-180				
		600 ²	597	1.81	34.70	27.76	8.03	2.66	—	—	3.86						
		800 ²	—	1.74	34.74	27.81	8.07	2.66	—	—	3.91						
		1000 ²	1006	1.64	34.73	27.81	8.05	2.64	—	—	4.05						
		1500 ¹	1506	1.02	34.72	27.84	8.21	2.60	—	—	4.07						
2000 ¹	—	0.60	34.70	27.86	8.17	2.70	—	—	4.26								
2500 ¹	—	0.31	34.70	27.86	8.26	2.70	—	—	4.28								
3000 ¹	—	0.10	34.69	27.86	8.20	2.74	—	—	4.36								
3500 ¹	3539	-0.07	34.68	27.87	8.19	2.74	—	—	4.61								
1824	19	0	—	-1.42	33.79	27.22	—	—	—	—	—	NHP	50-0	2015		+ 2 hours	
												N 50 V	100-0		2025		
												N 100 H	0-5	2040	2100		
												N 70 B	83-0	2045	2105	KT	
												N 100 B		2045	2115	DGP	
												N 70 B	230-150				
1825	20	0	—	-1.79	33.82	27.25	8.15	2.11	—	—	7.61	NHP	50-0	0906			
		10	—	-1.81	33.82	27.25	8.15	2.11	—	—	—	N 50 V	100-0		0912		
		20	—	-1.86	33.83	27.26	8.15	2.09	—	—	7.61	N 70 B	107-0	1009	1029	KT	
		30	—	-1.86	33.83	27.26	8.15	2.11	—	—	—	N 100 B		1009	1051	DGP	
		40	—	-1.87	33.84	27.26	8.15	2.11	—	—	7.61	TYF 70 B	1150-600				
		50	—	-1.87	33.85	27.27	8.15	2.11	—	—	—	N 70 V	1000-750	1130			
		60	—	-1.86	33.85	27.27	8.15	2.11	—	—	7.71	..	750-500				
		80	—	-1.83	33.86	27.27	8.15	2.11	—	—	—	..	500-250				
		100	—	-1.80	33.87	27.28	8.15	2.13	—	—	7.52	..	250-100				
		150	—	-1.60	33.89	27.29	8.14	2.13	—	—	7.52	..	100-50				
		200	—	-0.28	34.21	27.50	8.05	2.49	—	—	6.10	..	50-0		1300		
		300	—	1.53	34.55	27.67	7.99	2.72	—	—	4.19	N 70 B					
		400	—	1.64	34.61	27.72	7.98	2.72	—	—	4.03	N 100 B	300-160	1415	1445	DGP	
		600 ²	—	1.84	34.70	27.76	8.06	2.60	—	—	3.84						
		790 ²	782	1.81	34.73	27.79	8.06	2.59	—	—	4.00						
		990 ²	—	1.67	34.75	27.82	8.08	2.41	—	—	4.13						
		1490 ²	—	1.00	34.73	27.85	8.07	2.47	—	—	4.37						
1990 ²	1990	0.56	34.71	27.87	8.08	2.60	—	—	4.48								
2480 ¹	2472	0.31	34.69	27.85	8.24	2.70	—	—	4.22								
2980 ¹	—	0.08	34.68	27.87	8.28	2.70	—	—	4.29								
3470 ¹	—	-0.08	34.67	27.86	8.22	2.72	—	—	4.60								
3970 ¹	—	-0.24	34.67	27.87	8.25	—	—	—	4.78								
4460 ¹	4468	-0.25	34.67	27.87	8.30	2.70	—	—	4.76								
1826	21	0	—	-0.88	33.90	27.28	—	—	—	—	—	NHP	50-0	0906		+ 2 hours 30 minutes	
												N 50 V	100-0		0920		
												N 100 H	0-5	0924	0944		
												N 70 B		0927	0947	KT	
												N 100 B	135-0				
1827	21	0	—	-0.50	33.95	27.30	8.14	2.11	—	—	7.64	NHP	50-0	1805			
		10	—	-0.50	33.95	27.30	8.14	2.11	—	—	—	N 50 V	100-0				
		20	—	-0.50	33.95	27.30	8.12	2.11	—	—	7.65	N 70 V	1000-750				
		30	—	-0.52	33.95	27.30	8.10	2.11	—	—	—	..	750-500				
		40	—	-0.52	33.95	27.30	8.10	2.13	—	—	7.65	..	500-250				
		50	—	-0.52	33.95	27.30	8.10	2.13	—	—	—	..	250-100				
		60	—	-0.51	33.95	27.30	8.11	2.07	—	—	7.64	..	100-50				

Station	Position	Date	Hour	Sounding (metres)	WIND		SEA		Weather	Barometry (millibars)	Air Temp. °C.		Remarks
					Direction	Force (knots)	Direction	Force			Dry bulb	Wet bulb	
1827 <i>cont.</i>	From 53° 25' 9" S, 19° 00' 4" W to 53° 25' 1" S, 19° 00' 9" W	1936 6 x											
1828	52° 21' 7" S, 20° 41' 7" W	7 x	0900	4291*	WSW	4	WSW	2	c	1017.2	-2.7	-3.0	low av. WSW swell
1829	From 51° 25' 4" S, 22° 11' 6" W to 51° 25' 6" S, 22° 10' 9" W	7 x	1800	4220*	WNW	8	WNW	3	o	1018.8	-0.1	-0.1	low av. W swell
1830	52° 16' 1" S, 23° 30' 8" W	8 x	0900	4608*	NW × W	18	NW × W	4	cm	1010.4	1.7	1.4	mod. av. W swell
1831	53° 11' 2" S, 24° 54' 8" W	8 x	1800	3688*	WNW	23	WNW	5	o	1004.2	0.6	0.6	mod. av. W swell

Station	Age of moon (days)	HYDROLOGICAL OBSERVATIONS										BIOLOGICAL OBSERVATIONS				Remarks	
		Depth (metres)	Depth by thermometer	Temp. °C.	S ‰	σ _t	pH	Mg.—atom m. ³				O ₂ c.c. litre	Gear	Depth (metres)	TIME		
								P	Nitrite N ₂	Si					From		To
1827 cont.	21	80	—	0.50	33.95	27.30	8.10	2.11	—	—	—	N 70 V	50-0	—	1945		
		100	—	0.49	33.95	27.30	8.10	2.11	—	—	7.55	N 100 H	0-5	2057	2117		
		150	—	0.48	33.96	27.31	8.09	2.13	—	—	7.47	N 70 B	84-0	2100	2120	KT	
		200	—	0.42	34.20	27.46	8.04	2.45	—	—	6.34	N 100 B					
		300	—	1.35	34.39	27.56	7.97	2.62	—	—	5.07	N 70 B	260-170	2100	2130	DGP	
		400	—	1.74	34.54	27.65	7.94	2.78	—	—	4.05	N 100 B					
		600 ²	—	1.89	34.66	27.73	8.02	2.78	—	—	3.89						
		800 ²	806	1.91	34.74	27.80	8.03	2.62	—	—	3.90						
		1000 ²	—	1.83	34.75	27.81	8.01	2.57	—	—	4.06						
		1490 ²	1485	1.32	34.74	27.84	8.02	2.60	—	—	4.28						
		1980 ¹	1982	0.75	34.73	27.87	8.21	2.64	—	—	4.00						
		2470 ¹	—	0.44	34.70	27.87	8.17	2.64	—	—	4.22						
		2960 ¹	—	0.23	34.69	27.86	8.30	2.64	—	—	4.16						
		3450 ¹	—	0.07	34.68	27.87	8.25	2.72	—	—	4.43						
		3940 ¹	3932	0.10	34.68	27.88	8.16	2.72	—	—	4.41						
1828	22	0	—	0.59	33.95	27.25	—	—	—	—	NHP	50-0	0908				
												N 50 V	100-0	—	0917		
												N 100 H	0-5	0924	0944		
												N 70 B	131-0	0928	0948	KT	
												N 100 B					
1829	22	0	—	1.31	33.94	27.19	8.12	1.90	—	—	7.46	NHP	50-0	1808			
		10	—	1.31	33.94	27.19	8.13	1.90	—	—	—	N 50 V	100-0				
		20	—	1.31	33.94	27.19	8.13	1.90	—	—	7.45	N 70 V	1000-750				
		30	—	1.30	33.94	27.19	8.13	1.90	—	—	—	"	750-500				
		40	—	1.29	33.94	27.19	8.13	1.90	—	—	7.46	"	500-250				
		50	—	1.25	33.94	27.20	8.13	1.98	—	—	—	"	250-100				
		60	—	1.24	33.94	27.20	8.12	1.96	—	—	7.40	"	100-50				
		80	—	1.25	33.94	27.20	8.13	1.98	—	—	—	"	50-0	—	1941		
		100	—	1.24	33.94	27.20	8.12	2.05	—	—	7.36	N 100 H	0-5	2035	2055		
		150	—	1.21	33.94	27.20	8.12	2.13	—	—	7.31	N 70 B	128-0	2039	2059	KT	
		200	—	1.37	34.03	27.27	8.08	2.36	—	—	6.67	N 100 B					
		300	—	2.11	34.23	27.37	8.01	2.64	—	—	5.12	N 70 B	370-160	2039	2109	DGP	
		400	—	2.22	34.36	27.46	7.99	2.83	—	—	4.53	N 100 B					
		590 ²	—	2.31	34.50	27.56	8.06	2.87	—	—	3.84						
		790 ²	789	2.31	34.59	27.64	8.05	2.85	—	—	3.74						
		990 ²	—	2.20	34.67	27.71	8.01	2.83	—	—	3.79						
		1480 ²	1484	2.10	34.78	27.81	8.06	2.57	—	—	4.19						
		1980 ¹	1980	1.60	34.78	27.85	8.24	2.59	—	—	4.04						
2480 ¹	—	1.08	34.77	27.88	8.27	2.60	—	—	3.96								
2980 ¹	—	0.64	34.72	27.86	8.23	2.66	—	—	4.35								
3480 ¹	—	0.29	34.70	27.86	8.23	2.66	—	—	4.44								
3980 ¹	3984	0.12	34.69	27.86	8.18	2.68	—	—	4.57								
1830	23	0	—	1.02	33.95	27.22	—	—	—	—	NHP	50-0	0907				
												N 50 V	100-0	—	0920		
												N 100 H	0-5	0924	0944		
												N 70 B	110-0	0928	0948	KT	
												N 100 B					
1831	23	0	—	0.79	33.95	27.24	8.12	1.82	—	—	7.43	NHP	50-0	1805			
		10	—	0.78	33.95	27.24	8.12	1.84	—	—	—	N 50 V	100-0				
		20	—	0.73	33.95	27.24	8.12	1.84	—	—	7.71	N 70 V	1000-750				
		30	—	0.72	33.95	27.24	8.12	1.84	—	—	—	"	750-500				
		40	—	0.71	33.95	27.24	8.12	1.84	—	—	7.44	"	500-250				
		50	—	0.72	33.95	27.24	8.12	1.81	—	—	—	"	250-100				
		60	—	0.71	33.95	27.24	8.12	1.92	—	—	7.43	"	100-50				
		80	—	0.72	33.95	27.24	8.12	1.92	—	—	—	"	50-0	—	1945		
		100	—	0.72	33.95	27.24	8.12	1.88	—	—	7.32	N 100 H	0-5	2028	2048		
		150	—	0.41	33.99	27.30	8.08	1.86	—	—	7.11	N 70 B	90-0	2032	2052	KT	
		200	—	1.35	34.21	27.41	8.02	2.24	—	—	5.52	N 100 B					
		300	—	2.14	34.43	27.52	7.95	2.59	—	—	4.28	N 70 B	270-150	2032	2102	DGP	
		400	—	1.92	34.49	27.59	7.95	2.68	—	—	4.08	N 100 B					
		590 ²	587	2.09	34.61	27.67	8.00	2.60	—	—	3.75						
		790 ²	—	2.14	34.70	27.75	8.08	2.53	—	—	3.78						
990 ²	991	1.95	34.75	27.80	8.02	2.53	—	—	3.98								
1460 ¹	1464	1.46	34.75	27.84	8.11	2.45	—	—	4.03								

Station	Position	Date	Hour	Sounding (metres)	WIND		SEA		Weather	Barometer (millibars)	Air Temp. °C.		Remarks
					Direction	Force (knots)	Direction	Force			Dry bulb	Wet bulb	
1831 <i>cont.</i>	53° 11' 2" S, 24° 54' 8" W	1936 8 x											
1832	53° 51' 4" S, 26° 00' 7" W	9 x	0900	5113*	W x N	16	W x N	4	c	997.7	1.1	0.3	mod. av. WSW swell
1833	54° 37' 3" S, 27° 29' 7" W	9 x	1800	5735*	SW	11	SW	4	bc	1002.8	-2.5	-2.5	mod. av. SW swell
1834	55° 23' 1" S, 28° 50' 2" W	10 x	0900	4385*	WSW	8	WSW	3	o	1005.5	-2.0	-2.0	low av. SW x W swell
1835	55° 43' 4" S, 29° 26' 2" W 55° 46' 3" S, 29° 31' 2" W 55° 49' 5" S, 29° 36' 6" W	10 x	1255	3999*	W x S W x S W x N	9 9 8	W x S W x S W x N	3 3 3	c c c	1004.3 1004.3 1002.9	-1.7 -1.7 -1.7	-1.7 -1.7 -1.7	low av. SW x W swell " "

Station	Age of moon (days)	HYDROLOGICAL OBSERVATIONS										BIOLOGICAL OBSERVATIONS				Remarks	
		Depth (metres)	Depth by thermometer	Temp. °C.	S ‰	σ _t	pH	Mg.—atom m. ³			O ₂ c.c. litre	Gear	Depth (metres)	TIME			
								P	Nitrite N ₂	Si				From	To		
1831 cont.	23	1950 ¹	—	0.92	34.74	27.87	8.21	2.47	—	—	4.08						
		2440 ¹	—	0.55	34.71	27.87	8.15	2.53	—	—	4.36						
		2920 ¹	—	0.26	34.70	27.87	8.14	2.64	—	—	4.56						
		3410 ¹	3408	-0.04	34.68	27.87	8.14	2.57	—	—	4.52						
1832	24	0	—	0.60	33.97	27.27	—	—	—	—							
1833	24	0	—	-0.67	33.98	27.34	8.12	2.01	—	—	7.73	NHP	50-0	1806			
		10	—	-0.69	34.00	27.35	8.11	2.01	—	—	—	N 50 V	100-0				
		20	—	-0.69	34.00	27.35	8.11	2.07	—	—	7.75	N 70 V	1000-750				
		30	—	-0.69	34.01	27.36	8.11	2.01	—	—	—	"	750-500				
		40	—	-0.69	34.02	27.37	8.11	2.07	—	—	7.77	"	500-250				
		50	—	-0.70	34.03	27.38	8.11	2.05	—	—	—	"	250-100				
		60	—	-0.79	34.04	27.39	8.10	2.13	—	—	7.63	"	100-50				
		80	—	-0.88	34.12	27.46	8.08	2.22	—	—	—	"	50-0		2045		
		100	—	-0.73	34.13	27.45	8.06	2.34	—	—	6.91	N 100 H	0-5	2202	2222		
		150	—	1.00	34.45	27.62	8.00	2.64	—	—	4.80	N 70 B					
		200	—	1.15	34.55	27.70	7.98	2.64	—	—	4.51	N 100 B	137-0	2206	2226	KT	
		300	—	1.43	34.64	27.75	7.98	2.64	—	—	4.25	N 70 B					
		400	—	1.04	34.63	27.77	8.00	2.64	—	—	4.52	N 100 B	390-180	2206	2236	DGP	
		600 ²	—	1.26	34.70	27.80	8.12	2.62	—	—	4.11						
		800 ²	—	1.17	34.73	27.84	8.09	2.62	—	—	4.09						
		1000 ²	993	1.02	34.72	27.84	8.15	2.49	—	—	4.27						
		1500 ²	—	0.54	34.70	27.86	8.13	2.53	—	—	4.26						
		2000 ²	2015	0.20	34.70	27.87	8.13	2.62	—	—	4.41						
		2430 ¹	2433	0.08	34.69	27.87	8.27	2.66	—	—	4.32						
		2910 ¹	—	-0.04	34.68	27.87	8.21	2.68	—	—	4.56						
		3390 ¹	—	-0.16	34.68	27.88	8.31	2.68	—	—	4.63						
		3870 ¹	—	-0.31	34.67	27.88	8.31	2.68	—	—	4.91						
		4350 ¹	4350	-0.35	34.67	27.88	8.31	2.68	—	—	4.91						
		1834	25	0	—	-1.48	34.20	27.54	—	—	—	—					
1835	25	0	—	-1.59	34.15	27.51	8.09	2.22	—	—	7.43	NHP	50 0	1300			
		150	—	-0.66	34.37	27.65	8.05	2.32	—	—	5.98	N 50 V	100 0		1316		
		200	—	0.12	34.50	27.71	8.04	2.47	—	—	5.24	N 100 H	0-5	1325	1345	Series A	
		300	—	0.79	34.61	27.78	8.00	2.53	—	—	4.70	N 100 H	250			KT	
													0-5	1358	1418	Series A1	
													210			KT	
													0-5	1430	1450	Series A2	
													180			KT	
													0-5	1504	1524	Series A3	
													164			KT	
													0-5	1534	1554	Series A4	
													0-5	1606	1626	Series A5	
													128			KT	
													0-5	1638	1658	Series A6	
													84			KT	
													0-5	1708	1728	Series A7	
													77			KT	
											0-5	1736	1756	Series A8			
											40			KT			
											0-5	1807	1827	Series A9			
											30			KT			
											0-5	1834	1854	Series A10			
											20			KT			
											0-5	1859	1919	Series A11			
											10			KT			
											50-0		1930				

Station	Position	Date	Hour	Sounding (metres)	WIND		SEA		Weather	Barometer (millibars)	Air Temp. °C.		Remarks
					Direction	Force (knots)	Direction	Force			Dry bulb	Wet bulb	
1835 <i>cont.</i>	55° 43' 4" S, 29° 26' 2" W 55° 46' 3" S, 29° 31' 2" W 55° 49' 5" S, 29° 36' 6" W	1936 10 X											
1836	57° 47' 5" S, 29° 28' 3" W	11 X	1600	3052*	SW	27	SW	5	b	995.3	-1.1	-1.4	short mod. SW swell
1837	58° 17' S, 29° 23' 5" W	12 X	0434	3235*	SW × W	10	SW × W	3	o	1000.3	-5.7	-5.7	low av. SW swell
1838	57° 10' 2" S, 30° 42' 5" W	12 X	1300	3530*	WNW	9	WNW	2	c	1002.0	0.0	-0.6	low av. W swell
1839	54° 22' 6" S, 33° 50' 6" W	13 X	1845	4630*	NW × W	6	NW × W	2	oc	1002.1	-0.6	-0.6	low av. W × N swell

Station	Age of moon (days)	HYDROLOGICAL OBSERVATIONS										BIOLOGICAL OBSERVATIONS				Remarks
		Depth (metres)	Depth by thermometer	Temp. °C.	S ‰	σ _t	pH	Mg.—atom m. ³			O ₂ c.c. litre	Gear	Depth (metres)	TIME		
								P	Nitrite N ₂	Si				From	To	
1835 <i>cont.</i>	25											N 50 V	100-0	—	1940	Series B. Turned back along same course. KT
												N 100 H	0-5	1957	2017	
												N 100 H	10			
												N 100 H	0-5	2023	2043	
												N 100 H	20			
												N 100 H	0-5	2049	2109	
												N 100 H	40			
												N 100 H	0-5	2119	2139	
												N 100 H	46			
												N 100 H	0-5	2146	2206	
												N 100 H	66			
										N 100 H	0-5	2219	2239			
										N 100 H	128					
1836	26	0	—	-1.74	34.16	27.52	8.08	2.28	—	—	7.34	NHP	50-0	1604		
		10	—	-1.79	34.16	27.52	8.08	2.28	—	—	—	N 50 V	100-0			
		20	—	-1.79	34.16	27.52	8.08	2.28	—	—	7.32	N 70 V	1000-750			
		30	—	-1.79	34.16	27.52	8.07	2.28	—	—	—	"	750-500			
		40	—	-1.79	34.16	27.52	8.06	2.26	—	—	7.35	"	500-250			
		50	—	-1.79	34.16	27.52	8.06	2.26	—	—	—	"	250-100			
		60	—	-1.79	34.16	27.52	8.06	2.28	—	—	7.28	"	100-50			
		80	—	-1.79	34.16	27.52	8.06	2.28	—	—	—	"	50-0	—	1740	
		100	—	-1.79	34.16	27.52	8.06	2.28	—	—	7.24	N 100 H	0-5	1805	1825	
		150	—	-1.38	34.25	27.58	8.06	2.36	—	—	6.88	N 70 B				
		200	—	-0.38	34.43	27.69	8.02	2.51	—	—	5.99	N 100 B	91-0	1809	1829	
		300	—	0.24	34.59	27.79	7.99	2.57	—	—	5.29	N 70 B				
		400	—	0.73	34.67	27.82	7.99	2.62	—	—	4.56	N 100 B	260-160	1809	1839	
		590 ²	587	0.59	34.67	27.83	8.04	2.72	—	—	4.48					
		790 ¹	787	0.48	34.68	27.84	8.08	2.72	—	—	4.29					
		990 ¹	—	0.39	34.68	27.85	8.12	2.60	—	—	4.31					
		1490 ¹	—	0.18	34.68	27.86	8.13	2.72	—	—	4.52					
1990 ¹	—	-0.04	34.67	27.86	8.17	2.72	—	—	4.62							
2490 ¹	2487	-0.15	34.67	27.87	8.09	2.72	—	—	4.85							
1837	27	0	—	-1.25	—	—	—	—	—	—	—	NHP	50-0	0434		
												N 50 V	100-0	—	0445	
												N 100 H	0-5	0452	0512	
												N 70 B	182-0	0456	0516	
										N 100 B						
1838	27	0	—	-1.12	34.16	27.50	—	—	—	—	—	NHP	50-0	1304		
												N 50 V	100-0	—	1314	
												N 100 H	0-5	1347	1407	
												N 70 B	122-0	1350	1410	
												N 100 B				
										TYF 70 B	750-250	1350	1432			
1839	28	0	—	-1.06	34.14	27.49	8.12	2.28	—	45.1	7.68	NHP	50-0	1852		
		10	—	-1.09	34.14	27.49	8.12	2.24	—	45.1	—	N 50 V	100-0			
		20	—	-1.27	34.14	27.49	8.11	2.24	—	47.9	7.67	N 70 V	1000-750			
		30	—	-1.32	34.14	27.49	8.10	2.24	—	49.1	—	"	750-500			
		40	—	-1.36	34.14	27.50	8.10	2.24	—	51.1	7.67	"	500-250			
		50	—	-1.37	34.14	27.50	8.10	2.24	—	51.1	—	"	250-100			
		60	—	-1.37	34.14	27.50	8.10	2.24	—	51.1	7.62	"	100-50			
		80	—	-1.30	34.15	27.50	8.10	2.24	—	51.1	—	"	50-0	—	2025	
		100	—	-1.28	34.15	27.50	8.10	2.24	—	52.5	7.44	N 100 H	0-5	2142	2202	
		150	—	-1.18	34.21	27.54	8.09	2.28	—	57.2	7.13	N 70 B				
		200	—	-0.02	34.38	27.63	8.03	2.55	—	60.8	5.78	N 100 B	87-0	2146	2206	
		300	—	1.63	34.63	27.73	7.97	2.70	—	72.3	4.15	N 70 B				
		400	—	1.17	34.61	27.75	8.00	2.51	—	76.6	4.88	N 100 B	290-170	2146	2216	
		590 ²	585	1.63	34.72	27.80	8.09	2.55	—	85.1	4.04					
		790 ²	—	1.42	34.75	27.84	8.09	2.38	—	87.0	4.05					
		990 ²	—	1.17	34.74	27.85	8.03	2.38	—	89.1	4.34					
		1490 ²	—	0.73	—	—	—	—	—	—	—					
1990 ²	1997	0.48	34.72	27.87	8.04	2.53	—	98.2	4.59							
2480 ¹	—	0.22	34.70	27.87	8.22	2.55	—	100.8	4.29							
2980 ¹	2981	0.08	34.68	27.87	8.21	2.62	—	100.8	4.62							

Station	Position	Date	Hour	Sounding (metres)	WIND		SEA		Weather	Barometer (millibars)	Air Temp. °C.		Remarks
					Direction	Force (knots)	Direction	Force			Dry bulb	Wet bulb	
1839 <i>cont.</i>	54° 22.6' S, 33° 50.6' W	1936 13 x											
1840	54° 20.9' S, 34° 46.1' W	14 x	0616	3165*	NE NE × E	10 15	NE NE × E	3 4	oms oms	990.0 986.3	0.6 0.6	0.6 0.6	low av. WNW swell
1841	54° 20.9' S, 35° 16' W	14 x	1219	311*	E	12	E	3	om	976.3	0.8	0.7	low short ENE swell
1842	54° 27.6' S, 35° 45.5' W	14 x	1555	222*	S	15	S	4	oms	975.0	0.3	0.3	low av. E × N swell
1843	3-4 miles S, 61° E of Jason Island Lt, South Georgia	19 x	0757	228*	NW × N	18	NW × N	4	b	989.6	1.9	1.9	low av. NW swell
1844	53° 42.7' S, 37° 04.6' W	20 x	1215	178*	NW × N	12	NW × N	3	om	973.6	1.8	1.7	mod. short NW × N swell
1845	53° 20.5' S, 37° 05.1' W	20 x	1612	1795*	WNW	16	WNW	4	c	976.7	1.1	0.8	mod. short NW × N swell

Station	Age of moon (days)	HYDROLOGICAL OBSERVATIONS										BIOLOGICAL OBSERVATIONS				Remarks
		Depth (metres)	Depth by thermometer	Temp. °C.	S ‰	σ _t	pH	Mg.—atom m. ³			O ₂ c.c. litre	Gear	Depth (metres)	TIME		
								P	Nitrite N ₂	Si				From	To	
1839 cont.	28	3480 ¹	—	-0.04	34.67	27.86	8.16	2.68	—	100.8	4.69					
		3980 ¹	—	-0.33	34.67	27.88	8.19	2.68	—	98.2	4.88					
		4480 ¹	4478	-0.39	34.67	27.88	8.23	2.68	—	95.7	4.99					
1840	29	0	—	-0.16	34.06	27.38	8.11	2.05	—	32.7	7.43	NHP	50-0	0624		
		10	—	-0.16	34.06	27.38	8.11	2.05	—	31.4	—	N 50 V	100-0			
		20	—	-0.16	34.06	27.38	8.11	2.15	—	32.7	7.48	N 70 V	1000-750			
		30	—	-0.16	34.06	27.38	8.11	2.07	—	32.7	—	"	750-500			
		40	—	-0.16	34.06	27.38	8.11	2.09	—	33.0	7.45	"	500-250			
		50	—	-0.17	34.06	27.38	8.11	2.09	—	32.2	—	"	250-100			
		60	—	-0.16	34.06	27.38	8.11	2.09	—	31.4	7.44	"	100-50			
		80	—	-0.16	34.06	27.38	8.11	2.13	—	32.5	—	"	50-0	—	0930	
		100	—	-0.18	34.06	27.38	8.11	2.15	—	32.7	7.42	N 100 H	0-5	0941	1001	
		150	—	0.22	34.14	27.42	8.06	2.32	—	39.5	6.69	N 70 B	76-0	0944	1004	KT
		200	—	0.83	34.25	27.47	8.01	2.47	—	50.4	5.59	N 100 B				
		300	—	1.63	34.44	27.58	7.96	2.62	—	60.8	4.49	N 70 B				
		400	—	2.02	34.56	27.64	7.94	2.57	—	70.9	3.95	N 100 B	282-170	0944	1014	DGP
		600 ²	603	2.03	34.65	27.71	8.01	2.57	—	73.6	3.77					
		800 ¹	799	1.92	34.71	27.77	8.06	2.49	—	81.5	3.72					
		1000 ¹	—	1.80	34.72	27.78	8.04	2.45	—	83.3	3.72					
1490 ¹	—	1.35	34.74	27.84	8.04	2.45	—	95.7	4.12							
1990 ¹	—	0.84	34.72	27.85	8.16	2.45	—	98.2	4.27							
2480 ¹	2480	0.61	34.70	27.86	8.08	2.49	—	100.8	4.46							
1841	29	0	—	0.03	34.06	27.37	8.13	1.96	—	31.4	7.56	NHP	50-0	1224		
		10	—	0.03	34.06	27.37	8.13	2.07	—	31.7	—	N 50 V	100-0			
		20	—	0.02	34.06	27.37	8.13	2.05	—	31.7	7.61	N 70 V	250-100			
		30	—	-0.05	34.07	27.38	8.13	2.09	—	31.9	—	"	100-50			
		40	—	-0.09	34.08	27.40	8.13	2.11	—	32.7	7.44	"	50-0	—	1255	
		50	—	-0.09	34.08	27.40	8.13	2.13	—	32.2	—	N 70 B	121-0	1317	1337	KT
		60	—	-0.19	34.10	27.41	8.11	2.13	—	31.9	7.36	N 100 B				
		80	—	-0.19	34.10	27.41	8.12	2.13	—	33.0	—					
		100	—	-0.29	34.12	27.43	8.11	2.34	—	34.5	7.42					
		150	—	-0.30	34.12	27.44	8.10	2.11	—	37.2	7.31					
200	—	1.21	34.33	27.51	8.01	2.47	—	49.7	5.25							
300	—	1.23	34.36	27.54	8.01	2.41	—	54.7	5.48							
1842	29	0	—	0.01	34.05	27.36	8.11	2.05	—	36.5	7.55	NHP	50-0	1602		
		10	—	0.01	34.05	27.36	8.11	2.05	—	36.5	—	N 50 V	100-0			
		20	—	0.01	34.05	27.36	8.11	2.13	—	33.6	7.74	N 70 V	200-100			
		30	—	-0.08	34.05	27.36	8.10	2.19	—	32.5	—	"	100-50			
		40	—	-0.10	34.05	27.37	8.10	2.15	—	33.6	7.55	"	50-0	—	1635	
		50	—	-0.18	34.06	27.38	8.09	2.24	—	34.2	—	N 100 H	0-5	1645	1705	
		60	—	-0.10	34.07	27.39	8.10	2.24	—	33.9	7.73	N 70 B	164-0	1648	1708	KT
		80	—	-0.14	34.07	27.39	8.09	2.30	—	33.9	—	N 100 B				
		100	—	-0.19	34.08	27.40	8.09	2.34	—	33.9	7.42					
		150	—	-0.16	34.10	27.41	8.09	2.36	—	33.9	7.67					
200	—	-0.07	34.14	27.44	8.07	2.36	—	37.2	6.83							
1843	4	0	—	0.10	—	—	—	—	—	—	—	NHP	50-0	0803		
												N 50 V	100-0	—	0820	
1844	5	0	—	0.11	33.97	27.29	8.14	1.84	—	35.8	7.65	NHP	50-0	1230		
		10	—	0.11	33.97	27.29	8.13	2.03	—	35.8	—	N 50 V	100-0			
		20	—	0.05	33.97	27.30	8.13	2.03	—	35.5	7.67	N 70 V	150-100			
		30	—	0.03	33.97	27.30	8.11	2.01	—	33.6	—	"	100-50			
		40	—	-0.11	34.01	27.34	8.10	2.09	—	35.1	7.55	"	50-0	—	1305	
		50	—	-0.16	34.02	27.35	8.09	2.13	—	35.5	—	N 70 B	160? -0	1312	1332	KT
		60	—	-0.21	34.02	27.35	8.09	2.13	—	35.1	7.42	N 100 B				
		80	—	-0.25	34.02	27.35	8.10	2.17	—	37.5	—	N 100 H				
		100	—	-0.38	34.09	27.41	8.08	2.19	—	39.5	7.03		0-5	1312	1332	
150	—	-0.15	34.12	27.43	8.08	2.19	—	40.3	7.18							
1845	5	0	—	0.61	33.96	27.26	8.17	1.39	—	11.5	7.85	NHP	50-0	1617		
		10	—	0.61	33.96	27.26	8.17	1.37	—	11.3	—	N 50 V	100-0			
		20	—	0.61	33.96	27.26	8.17	1.43	—	11.4	7.85	N 70 V	1000-750			

Station	Position	Date	Hour	Sounding (metres)	WIND		SEA		Weather	Barometer (millibars)	Air Temp. °C.		Remarks
					Direction	Force (knots)	Direction	Force			Dry bulb	Wet bulb	
1845 <i>cont.</i>	53° 20.5' S, 37° 05.1' W	1936 20 X											
1846	From 52° 56.9' S, 37° 06.5' W to 52° 56.4' S, 37° 06.8' W	20-21 X	2228	2455*	NW × W NW × W	10 8	NW × W NW × W	3 3	cp crsp	976.6 976.1	1.4 1.1	1.4 0.8	mod. short NW swell ,,
1847	52° 32.8' S, 37° 07.9' W	21 X	0445	2105*	W × S	14	W × S	3	c	975.4	1.1	0.8	mod. av. NW swell
1848	53° 56.6' S, 40° 41.3' W	22 X	0836	2509*	NW	6	NW	2	c	990.8	1.4	0.6	mod. av. WSW swell

Station	Age of moon (days)	HYDROLOGICAL OBSERVATIONS										BIOLOGICAL OBSERVATIONS				Remarks			
		Depth (metres)	Depth by thermometer	Temp. °C.	S ‰	σ _t	pH	Mg.—atom m. ³			O ₂ c.c. litre	Gear	Depth (metres)	TIME					
								P	Nitrite N ₂	Si				From	To				
1845 cont.	5	30	—	0·61	33·96	27·26	8·17	1·39	—	11·7	—	N 70 V	750-500						
		40	—	0·42	33·99	27·30	8·14	1·69	—	18·2	7·69	"	500-250						
		50	—	0·13	34·04	27·34	8·11	1·96	—	25·0	—	"	250-100						
		60	—	0·09	34·04	27·35	8·10	1·98	—	26·2	7·54	"	100-50						
		80	—	0·07	34·05	27·36	8·09	1·98	—	26·4	—	"	50-0	—	1754				
		100	—	0·01	34·05	27·36	8·09	1·98	—	27·4	7·52	N 100 H	0-5	1809	1829				
		150	—	-0·18	34·05	27·37	8·07	2·09	—	30·9	7·42	N 70 B	128-0	1813	1833	KT			
		200	—	0·12	34·17	27·45	8·03	2·24	—	42·6	6·40	N 100 B							
		300	—	1·07	34·37	27·56	7·96	2·45	—	58·9	5·06	N 70 B							
		400	—	1·86	34·53	27·63	7·94	2·53	—	68·4	4·05	N 100 B	320-170	1813	1843	DGP			
		590 ¹	—	2·03	34·64	27·71	7·99	2·45	—	78·2	3·73								
		790 ¹	—	1·91	34·68	27·75	8·04	2·45	—	79·8	3·79								
		990 ¹	—	1·78	34·70	27·78	7·99	2·41	—	85·1	3·83								
1480 ¹	1482	1·41	34·73	27·82	7·99	2·38	—	95·7	4·21										
1846	6	0	—	0·39	33·97	27·28	8·14	1·69	—	17·9	7·90	NHP	50-0	2232					
		10	—	0·38	33·97	27·28	8·14	1·71	—	18·1	—	N 50 V	100-0						
		20	—	0·35	33·98	27·29	8·14	1·69	—	18·2	7·93	N 70 V	1000-750						
		30	—	0·31	33·99	27·30	8·14	1·75	—	19·9	—	"	750-500						
		40	—	0·17	34·02	27·33	8·15	1·88	—	22·5	7·86	"	500-250						
		50	—	0·14	34·03	27·34	8·14	1·90	—	22·5	—	"	250-100						
		60	—	0·02	34·03	27·35	8·12	2·05	—	28·0	7·66	"	100-50						
		80	—	-0·06	34·04	27·35	8·10	2·15	—	29·0	—	"	50-0	—	0008				
		100	—	-0·15	34·05	27·37	8·09	2·22	—	33·9	7·56	N 100 H	0-5	0024	0044				
		150	—	-0·08	34·13	27·42	8·06	2·49	—	42·1	6·79	N 100 B	137-0	0027	0047	KT			
		200	—	0·92	34·24	27·47	7·99	2·51	—	49·7	6·08	N 70 B	360-150	0027	0057	DGP			
		300	—	1·93	34·49	27·59	7·94	2·68	—	64·9	4·12	N 100 B							
		400	—	2·06	34·55	27·63	7·94	2·68	—	67·2	3·89	N 70 B							
		600 ¹	599	2·03	34·66	27·72	7·99	2·70	—	75·1	3·71		120-0	0111	0131	DGP			
		800 ¹	—	1·90	34·69	27·75	8·04	2·70	—	81·5	3·69								
1000 ¹	—	1·73	34·71	27·79	8·09	2·53	—	85·1	3·82										
1500 ¹	—	1·39	34·72	27·81	8·16	2·49	—	95·7	4·12										
2000 ¹	2012	0·98	34·70	27·83	8·06	2·70	—	98·2	4·34										
1847	6	0	—	0·14	34·01	27·32	8·17	1·56	—	21·3	8·12	NHP	50-0	0550					
		10	—	0·14	34·01	27·32	8·15	1·63	—	22·4	—	N 50 V	100-0						
		20	—	0·13	34·01	27·32	8·15	1·52	—	23·6	8·10	N 70 V	1000-750						
		30	—	0·11	34·02	27·33	8·14	1·69	—	23·8	—	"	750-500						
		40	—	0·03	34·03	27·35	8·12	1·92	—	28·8	7·88	"	500-250						
		50	—	-0·02	34·03	27·35	8·09	2·07	—	31·7	—	"	250-100						
		60	—	0·00	34·04	27·35	8·09	2·07	—	31·7	7·90	"	100-50						
		80	—	-0·19	34·07	27·39	8·04	2·28	—	34·8	—	"	50-0	—	0640				
		100	—	-0·02	34·08	27·39	8·06	2·22	—	36·1	7·65	N 100 H	0-5	0658	0718				
		150	—	0·73	34·24	27·48	7·98	2·43	—	54·7	5·70	N 70 B	112-0	0702	0722	KT			
		200	—	0·46	34·26	27·51	7·99	2·43	—	50·4	6·46	N 100 B							
		300	—	1·93	34·50	27·60	7·93	2·68	—	72·3	4·09	N 70 B							
		400	—	2·04	34·56	27·64	7·93	2·68	—	73·6	3·88	N 100 B	320-160	0702	0732	DGP			
		600 ¹	—	1·96	34·66	27·72	8·01	2·72	—	78·2	3·69								
		800 ¹	—	1·85	34·70	27·77	8·07	2·47	—	81·5	3·74								
1000 ¹	—	1·60	34·71	27·80	8·03	2·57	—	93·4	3·80										
1490 ¹	1486	1·12	34·72	27·83	8·02	2·64	—	98·2	4·18										
1848	7	0	—	0·50	34·04	27·32	8·11	2·09	—	25·9	7·55	NHP	50-0	0847					
		10	—	0·45	34·04	27·33	8·11	2·09	—	26·4	—	N 50 V	100-0						
		20	—	0·45	34·04	27·33	8·11	2·11	—	26·4	7·56	N 70 V	1000-750						
		30	—	0·44	34·04	27·33	8·11	2·11	—	27·6	—	"	750-500						
		40	—	0·43	34·04	27·33	8·11	2·11	—	28·2	7·56	"	500-250						
		50	—	0·42	34·04	27·33	8·11	2·13	—	28·8	—	"	250-100						
		60	—	0·32	34·04	27·33	8·12	2·15	—	29·5	7·53	"	100-50						
		80	—	0·12	34·05	27·35	8·11	2·15	—	31·4	—	"	50-0	—	1030				
		100	—	0·13	34·05	27·35	8·11	2·20	—	30·6	7·44	N 70 B	114-0	1051	1111	KT			
		150	—	0·01	34·08	27·39	8·08	2·26	—	37·2	6·98	N 100 B							
		200	—	1·40	34·30	27·47	7·99	2·64	—	59·8	5·03	N 70 B							
		300	—	1·83	34·43	27·54	7·97	2·70	—	63·8	4·32	N 100 B	340-160	1051	1121	DGP			
		400	—	2·01	34·49	27·58	7·99	2·70	—	66·0	4·28								
600 ¹	607	2·10	34·60	27·66	8·05	2·70	—	83·3	3·58										
800 ¹	—	2·00	34·68	27·74	8·09	2·64	—	91·2	3·63										

Station	Position	Date	Hour	Sounding (metres)	WIND		SEA		Weather	Barometer (millibars)	Air Temp. °C.		Remarks
					Direction	Force (knots)	Direction	Force			Dry bulb	Wet bulb	
1848 <i>cont.</i>	53° 56.6' S, 40° 41.3' W	1936 22 x											
1849	53° 56.7' S, 40° 05.1' W	22 x	1336	1921*	N	12	N	3	crspq	987.1	0.5	0.0	mod. av. conf. WSW swell
1850	53° 57.4' S, 39° 22.8' W	22 x	1816	457*	N × E	18	N × E	4	orspq	981.7	0.6	0.6	low long conf. WSW swell
1851	53° 58' S, 38° 38.6' W	23 x	0118	192*	NW × W	18	NW × W	4	oc	979.0	1.1	1.0	low long conf. W swell
1852	2.7 miles S, 60° E of Jason Island Lt, South Georgia	24 x	1153	183*	NW	3	NW	1	bc	1006.5	1.1	0.0	low long NW swell
1853	53° 51.1' S, 35° 50.2' W	28 x	1006	625*	NE	7	NE	3	b	1020.4	2.2	0.9	low av. NE swell
1854	52° 55.2' S, 38° 36.1' W	3 xi	2000	3564*	WSW	4	WSW	2	fc	1020.7	0.6	0.3	low av. SW × W swell

Station	Age of moon (days)	HYDROLOGICAL OBSERVATIONS										BIOLOGICAL OBSERVATIONS				Remarks
		Depth (metres)	Depth by thermometer	Temp. °C.	S ‰	σ _t	pH	Mg.—atom m. ³			O ₂ c.c. litre	Gear	Depth (metres)	TIME		
								P	Nitrite N ₂	Si				From	To	
1848 cont.	7	1000 ¹	—	1.87	34.73	27.79	8.04	2.70	—	93.4	3.76					
		1500 ¹	—	1.40	34.73	27.82	8.07	2.70	—	95.7	4.03					
		2000 ¹	2015	1.08	34.73	27.85	8.09	2.70	—	95.7	4.26					
1849	7	0	—	0.69	34.04	27.31	8.10	1.98	—	27.4	7.46	NHP	50-0	1342		
		10	—	0.70	34.04	27.31	8.10	2.07	—	27.4	—	N 50 V	100-0			
		20	—	0.61	34.04	27.32	8.10	2.11	—	25.7	7.51	N 70 V	1000-750			
		30	—	0.61	34.04	27.32	8.10	2.13	—	25.9	—	"	750-500			
		40	—	0.61	34.04	27.32	8.10	2.13	—	26.8	7.60	"	500-250			
		50	—	0.61	34.04	27.32	8.10	2.15	—	26.8	—	"	250-100			
		60	—	0.61	34.04	27.32	8.10	2.15	—	26.8	7.50	"	100-50			
		80	—	0.62	34.04	27.32	8.09	2.17	—	26.8	—	"	50-0	—	1510	
		100	—	0.61	34.04	27.32	8.09	2.15	—	26.8	7.44	N 100 H	0-5	1525	1545	
		150	—	0.44	34.04	27.33	8.11	2.17	—	28.2	7.48	N 70 B				
		200	—	1.17	34.16	27.38	8.04	2.32	—	41.2	6.33	N 100 B	95-0	1530	1550	KT
		300	—	1.54	34.31	27.47	7.99	2.55	—	59.8	5.36	N 70 B				
		390	—	2.04	34.49	27.58	7.96	2.60	—	73.6	4.11	N 100 B	250-150	1530	1600	DGP
		580 ¹	—	2.10	34.55	27.63	8.01	2.66	—	73.6	3.61					
		780 ¹	—	2.07	34.66	27.71	8.00	2.55	—	79.8	3.60					
970 ¹	—	1.93	34.70	27.76	8.05	2.57	—	91.2	3.63							
1460 ¹	1456	1.29	34.73	27.83	8.05	2.57	—	93.4	4.02							
1850	7	0	—	0.31	33.96	27.27	8.16	1.84	—	27.8	7.88	NHP	50-0	1820		
		10	—	0.31	33.96	27.27	8.15	1.88	—	27.8	—	N 50 V	100-0			
		20	—	0.29	33.96	27.27	8.15	1.94	—	27.8	7.87	N 70 V	350-250			
		30	—	0.24	33.96	27.28	8.14	2.01	—	30.4	—	"	250-100			
		40	—	0.23	33.96	27.28	8.14	1.90	—	30.6	7.83	"	100-50			
		50	—	0.22	33.96	27.28	8.14	1.92	—	30.9	—	"	50-0	—	1930	
		60	—	0.19	33.97	27.29	8.11	2.13	—	31.4	7.74	N 100 H	0-5	1941	2001	
		80	—	0.01	34.04	27.35	8.05	2.30	—	37.5	—	N 70 B				
		100	—	0.03	34.08	27.39	8.05	2.41	—	42.6	7.21	N 100 B	148-0	1944	2004	KT
		150	—	0.16	34.16	27.44	8.04	2.41	—	43.0	6.90					
		200	—	0.44	34.22	27.47	8.02	2.38	—	46.7	6.29					
		300	—	1.34	34.39	27.56	7.96	2.93	—	60.8	4.75					
400	—	1.96	34.58	27.66	7.92	2.64	—	70.9	3.98							
1851	8	0	—	0.18	33.96	27.28	8.08	2.26	—	37.2	7.54	NHP	50-0	0125		
		10	—	0.19	33.96	27.28	8.08	2.28	—	36.1	—	N 50 V	100-0			
		20	—	0.19	33.96	27.28	8.08	2.32	—	39.1	7.53	N 70 V	100-50			
		30	—	0.18	33.96	27.28	8.08	2.36	—	39.9	—	"	50-0	—	0145	
		40	—	0.15	33.96	27.28	8.08	2.40	—	37.2	7.53	N 100 H	0-5	0215	0235	
		50	—	0.11	33.96	27.28	8.08	2.40	—	37.5	—	N 70 B				
		60	—	0.06	33.96	27.29	8.08	2.40	—	39.9	7.55	N 100 B	100-0	0219	0239	KT
		80	—	0.00	34.03	27.35	8.06	2.40	—	39.5	—					
100	—	-0.37	34.03	27.37	8.05	2.47	—	40.7	7.38							
150	—	-0.18	34.09	27.40	8.02	2.59	—	46.1	6.76							
1852	9	0	—	0.50	—	—	—	—	—	—	NHP	50-0	1158			
											N 50 V	100-0	—	1210		
1853	13	0	—	0.30	—	—	—	—	—	—	—	—	—	—	Drift observations	
1854	19	0	—	1.58	33.93	27.16	8.21	1.01	0.45	—	7.85	NHP	50-0	2009		
		10	—	1.58	33.93	27.16	8.21	1.01	0.45	—	—	N 50 V	100-0			
		20	—	1.55	33.93	27.17	8.21	0.99	0.44	—	7.84	N 70 V	1000-750			
		30	—	1.52	33.93	27.17	8.20	1.05	0.44	—	—	"	750-500			
		40	—	1.41	33.93	27.18	8.19	1.14	0.45	—	7.74	"	500-250			
		50	—	1.12	33.92	27.19	8.18	1.16	0.45	—	—	"	250-100			
		60	—	0.81	33.93	27.22	8.17	1.62	0.45	—	7.52	"	100-50			
		80	—	0.21	33.96	27.28	8.11	2.05	0.42	—	—	"	50-0	—	2143	
		100	—	-0.10	34.02	27.35	8.07	2.19	0.36	—	7.14	N 100 H	0-5	2252	2312	
		150	—	0.46	34.23	27.48	8.00	2.40	0.01	—	5.75	N 70 B				
		200	—	1.31	34.41	27.57	7.94	2.53	0.00	—	4.57	N 100 B	97-0	2255	2315	KT
300	—	1.74	34.55	27.66	7.94	2.47	0.00	—	4.00	N 70 B						
400	—	1.92	34.62	27.71	7.94	2.36	0.00	—	3.88	N 100 B	310-180	2255	2325	DGP		
600 ²	—	1.85	34.68	27.75	7.97	2.40	—	—	3.87							

Station	Position	Date	Hour	Sounding (metres)	WIND		SEA		Weather	Barometer (millibars)	Air Temp. °C.		Remarks
					Direction	Force (knots)	Direction	Force			Dry bulb	Wet bulb	
1854 <i>cont.</i>	52° 55.2' S, 38° 36.1' W	1936 3 xi											
1855	52° 21.6' S, 39° 41.3' W	4 xi	0900	3663*	NE	4	NE	2	c	1021.0	3.4	2.8	low av. SW swell
1856	51° 32.6' S, 41° 03.7' W	4 xi	2000	3458*	NE	12	NE	4	omc	1013.6	3.6	3.6	low long NE swell
1857	50° 45.1' S, 42° 21.1' W	5 xi	0900	1516*	NW × N	14	NW × N	4	c	1011.4	6.2	6.1	low short NNW swell
1858	50° 10.8' S, 43° 13.3' W	5 xi	2000	1793*	N × W	27	N × W	5	or	1006.6	7.2	7.2	low short N swell
1859	51° 27.1' S, 43° 06.2' W	6 xi	0900	2455*	NW × W	10	NW × W	3	c	1007.8	5.7	4.5	mod. av. NW swell

Station	Age of moon (days)	HYDROLOGICAL OBSERVATIONS										BIOLOGICAL OBSERVATIONS				Remarks			
		Depth (metres)	Depth by thermometer	Temp. °C.	S ‰	σ _t	pH	Mg.—atom m. ³			O ₂ c.c. litre	Gear	Depth (metres)	TIME					
								P	Nitrite N ₂	Si				From	To				
1854 <i>cont.</i>	19	800 ²	796	1.67	34.71	27.79	7.99	2.36	—	—	3.97								
		990 ¹	994	1.49	34.74	27.83	8.09	2.32	—	—	3.92								
		1490 ¹	—	1.02	34.73	27.85	8.15	2.28	—	—	4.19								
		1990 ¹	—	0.64	34.72	27.86	8.11	2.34	—	—	4.35								
		2490 ¹	—	0.38	34.70	27.87	8.19	2.34	—	—	4.36								
		2990 ¹	2991	0.16	34.70	27.87	8.11	2.40	—	—	4.60								
1855	20	0	—	2.09	33.92	27.13	—	—	—	—	—								
																NHP	50-0	0907	
																N 50 V	100-0	—	0915
																N 100 H	0-5	1013	1033
																N 70 B	123-0	1016	1036
1856	20	0	—	2.21	33.93	27.12	8.26	0.61	—	3.8	8.02								
		10	—	2.14	34.01	27.19	8.22	0.84	—	17.6	—					NHP	50-0	2006	
		20	—	1.81	33.93	27.15	8.27	0.68	—	2.6	8.02					N 50 V	100-0	—	2014
		30	—	1.62	33.92	27.16	8.26	0.72	—	1.3	—					N 100 H	0-5	2251	2311
		40	—	1.43	33.90	27.15	8.25	1.18	—	2.7	7.96					N 70 B	119-0	2255	2315
		50	—	1.31	33.88	27.15	8.24	0.95	—	3.5	—					N 100 B	298-224	2255	2325
		60	—	1.11	33.90	27.18	8.22	1.18	—	6.9	7.82					N 70 B			
		80	—	1.02	33.91	27.19	8.17	1.50	—	9.9	—					N 100 B			
		100	—	0.53	33.96	27.26	8.14	2.07	—	22.5	7.55								
		400	—	1.81	34.51	27.61	8.00	2.49	—	67.2	4.40								
1857	21	0	—	4.02	34.04	27.04	8.17	1.43	—	8.5	7.25								
		10	—	4.01	34.04	27.04	8.18	1.44	—	8.4	—					NHP	50-0	0905	
		20	—	4.00	34.04	27.04	8.17	1.50	—	8.5	7.24					N 50 V	100-0		
		30	—	3.93	34.04	27.05	8.17	1.52	—	8.5	—					N 70 V	1000-750		
		40	—	3.70	34.04	27.07	8.16	1.58	—	9.4	7.21						750-500		
		50	—	3.63	34.04	27.08	8.15	1.73	—	10.1	—						500-250		
		60	—	3.40	34.04	27.10	8.16	1.77	—	10.8	7.14						250-100		
		80	—	2.97	34.05	27.15	8.13	1.92	—	13.7	—						100-50		
		100	—	2.89	34.05	27.16	8.13	1.84	—	18.5	7.24					N 100 H	50-0	—	1045
		150	—	2.02	34.05	27.23	8.08	2.09	—	20.9	6.98					N 100 B	0-5	1154	1214
		200	—	1.42	34.09	27.30	8.06	2.15	—	27.8	6.35					N 70 B	121-0	1157	1217
		300	—	1.94	34.22	27.37	7.99	2.45	—	39.1	5.17					N 100 B	320-180	1157	1227
		400	—	1.94	34.28	27.43	7.98	2.51	—	46.1	4.87					N 70 B	120-0	1241	1301
		590 ¹	586	2.24	34.46	27.54	8.06	2.64	—	64.9	3.88								
		790 ¹	—	2.29	34.55	27.62	8.06	2.70	—	68.4	3.58								
		980 ¹	—	2.20	34.58	27.64	8.06	2.66	—	68.4	3.71								
1380 ¹	1378	1.96	34.66	27.72	8.06	2.60	—	81.5	3.77										
1858	21	0	—	4.46	34.02	26.98	8.19	1.46	0.26	—	7.23								
		10	—	4.46	34.02	26.98	8.19	1.46	0.26	—	—					NHP	50-0	2007	
		20	—	4.43	34.02	26.99	8.19	1.44	0.26	—	7.25					N 50 V	100-0		
		30	—	4.43	34.02	26.99	8.19	1.43	0.26	—	—					N 70 V	1000-750		
		40	—	4.12	34.02	27.02	8.17	1.54	0.25	—	7.17						750-500		
		50	—	3.43	34.03	27.10	8.15	1.81	0.22	—	—						500-250		
		60	—	3.54	34.03	27.09	8.15	1.69	0.24	—	7.09						250-100		
		80	—	3.02	34.05	27.15	8.12	1.81	0.27	—	—						100-50		
		100	—	2.81	34.05	27.17	8.11	1.90	0.35	—	6.91					N 100 H	50-0	—	2135
		150	—	2.31	34.08	27.24	8.10	2.05	0.06	—	6.75					N 100 B	0-5	2205	2215
		200	—	2.04	34.10	27.27	8.09	2.19	0.00	—	6.64					N 70 B	72-0	2209	2229
		300	—	1.87	34.13	27.30	8.05	2.30	0.00	—	5.98					N 100 B	210-140	2209	2239
		400	—	2.34	34.27	27.38	7.99	2.49	0.00	—	5.00								
		590 ¹	586	2.37	34.46	27.53	8.05	2.72	—	—	3.96								
		790 ¹	—	2.28	34.55	27.62	8.05	2.72	—	—	3.64								
		980 ¹	—	2.19	34.61	27.67	8.13	2.68	—	—	3.57								
1480 ¹	1478	1.91	34.71	27.78	8.15	2.53	—	—	3.71										
1859	22	0	—	4.57	34.06	27.00	—	—	—	—	—								
																NHP	50-0	0905	
																N 50 V	100-0	—	0917
																N 100 H	0-5	1008	1018
																N 100 B	109-0	1013	1033

Station	Position	Date	Hour	Sounding (metres)	WIND		SEA		Weather	Barometer (millibars)	Air Temp. °C.		Remarks
					Direction	Force (knots)	Direction	Force			Dry bulb	Wet bulb	
1860	52° 42.9' S, 42° 56.8' W	1936 6 xi	2000	2573*	NW	6	NW	2	b	1010.7	2.8	2.5	heavy short W swell
1861	54° 06.6' S, 42° 49.3' W	7 xi	0900	2635*	N × W	24	N × W	5	c	1000.0	4.5	3.9	mod. av. NNW swell
1862	55° 35.2' S, 42° 40.1' W	7 xi	2000	3090*	NW	8	NW	3	bc	996.4	1.7	0.3	mod. av. NW swell
1863	57° 10.3' S, 42° 29.3' W	8 xi	0900	3602*	NW × N	12	NW × N	3	c	985.3	1.7	1.1	mod. av. NW swell
1864	58° 35.3' S, 42° 29.5' W	8 xi	2000	3300*	NW × W	21	NW × W	4	o	976.5	0.9	0.7	mod. av. NW swell

Station	Age of moon (days)	HYDROLOGICAL OBSERVATIONS										BIOLOGICAL OBSERVATIONS				Remarks
		Depth (metres)	Depth by thermometer	Temp. °C.	S ‰	σ _t	pH	Mg.—atom m. ³			O ₂ c.c. litre	Gear	Depth (metres)	TIME		
								P	Nitrite N ₂	Si				From	To	
1860	22	0	—	1.59	33.94	27.17	8.21	1.10	—	7.8	8.09	NHP	50-0	2007	KT DGP	
		10	—	1.51	33.94	27.18	8.21	1.16	—	9.7	—	N 50 V	100-0			
		20	—	1.56	33.94	27.18	8.21	1.10	—	9.7	8.10	N 70 V	1000-750			
		30	—	1.31	33.95	27.20	8.20	1.31	—	12.0	—	"	750-500			
		40	—	0.88	33.99	27.27	8.16	1.73	—	26.6	7.72	"	500-250			
		50	—	0.81	33.99	27.28	8.16	1.79	—	25.9	—	"	250-100			
		60	—	0.62	34.00	27.29	8.12	2.07	—	28.0	7.36	"	100-50			
		80	—	0.35	34.01	27.31	8.09	2.07	—	31.9	—	"	50-0	—		2140
		100	—	0.32	34.02	27.32	8.10	2.13	—	33.3	7.26	N 100 H	0-5	2212		2232
		150	—	0.22	34.06	27.36	8.07	2.19	—	37.7	6.76	N 70 B	133-0	2216		2236
		200	—	0.74	34.18	27.43	8.01	2.30	—	49.2	5.81	N 100 B				
		300	—	1.81	34.36	27.49	7.97	2.60	—	66.6	4.31	N 70 B				
		400	—	2.04	34.48	27.58	7.99	2.53	—	70.4	4.21	N 100 B		380-200		2216
		600 ²	602	2.08	34.57	27.64	7.98	2.62	—	79.2	3.74					
		800 ¹	795	2.00	34.64	27.71	8.12	2.59	—	79.2	3.53					
		990 ¹	—	1.90	34.67	27.74	8.17	2.53	—	79.2	3.55					
1490 ¹	—	1.54	34.71	27.80	8.18	2.53	—	90.6	3.90							
1990 ¹	—	1.09	34.70	27.82	8.17	2.59	—	102.9	4.09							
2480 ¹	2483	0.49	34.67	27.83	8.21	2.66	—	108.9	4.27							
1861	23	0	—	3.00	34.12	27.21	—	—	—	—	NHP	50-0	0905		KT DGP	
		100-0	—	—	—	—	—	—	—	—	N 50 V	100-0	—	0917		
		97-0	1013	1033	—	—	—	—	—	—	N 100 B	97-0	1013	1033		
1862	23	0	—	0.49	33.98	27.28	8.15	2.11	0.28	—	7.50	NHP	50-0	2009	KT DGP	
		10	—	0.45	33.98	27.29	8.14	2.13	0.27	—	—	N 50 V	100-0			
		20	—	0.44	33.98	27.29	8.14	2.11	0.27	—	7.58	N 70 V	1000-750			
		30	—	0.43	33.98	27.29	8.14	2.09	0.28	—	—	"	750-500			
		40	—	0.42	33.98	27.29	8.14	2.13	0.27	—	7.51	"	500-250			
		50	—	0.42	33.98	27.29	8.14	2.17	0.27	—	—	"	250-100			
		60	—	0.41	33.98	27.29	8.14	2.15	0.27	—	7.54	"	100-50			
		80	—	0.42	34.00	27.30	8.12	2.19	0.27	—	—	"	50-0	—		2140
		100	—	-0.01	34.02	27.34	8.12	2.19	0.27	—	7.27	N 100 H	0-5	2229		2249
		150	—	-0.38	34.04	27.37	8.12	2.26	0.26	—	7.26	N 70 B	115-0	2232		2252
		200	—	0.22	34.15	27.44	8.02	2.43	0.00	—	6.18	N 100 B				
		300	—	1.44	34.38	27.54	7.94	2.68	0.00	—	4.62	N 70 B				
		400	—	1.75	34.48	27.60	7.93	2.76	0.00	—	4.17	N 100 B		300-200		2232
		590 ²	—	2.13	34.60	27.66	7.95	2.66	—	—	3.76					
		790 ²	791	2.08	34.66	27.71	7.96	2.64	—	—	3.79					
		980 ¹	979	1.94	34.70	27.76	8.03	2.57	—	—	3.60					
1480 ¹	—	1.53	34.72	27.80	8.10	2.57	—	—	3.88							
1980 ¹	—	1.10	34.73	27.84	8.16	2.55	—	—	3.99							
2470 ¹	—	0.74	34.73	27.87	8.15	2.60	—	—	4.27							
2970 ¹	2971	0.37	34.71	27.88	8.13	2.62	—	—	4.42							
1863	24	0	—	0.19	34.13	27.41	—	—	—	—	NHP	50-0	0905	KT DGP		
		100-0	—	—	—	—	—	—	—	—	N 50 V	100-0	—		0916	
		0-5	1000	1020	—	—	—	—	—	—	N 100 H	0-5	1000		1020	
		105-0	1003	1023	—	—	—	—	—	—	N 70 B	105-0	1003		1023	
1864	24	0	—	-0.09	34.34	27.60	8.09	2.11	—	61.8	7.17	NHP	50-0	2010	KT DGP	
		10	—	-0.10	34.34	27.60	8.10	2.11	—	61.8	—	N 50 V	100-0			
		20	—	-0.12	34.34	27.60	8.10	2.15	—	61.8	7.14	N 70 V	1000-750			
		30	—	-0.12	34.34	27.60	8.10	2.15	—	61.8	—	"	750-500			
		40	—	-0.12	34.34	27.60	8.09	2.15	—	61.8	7.13	"	500-250			
		50	—	-0.12	34.34	27.60	8.08	2.19	—	62.8	—	"	250-100			
		60	—	-0.13	34.34	27.60	8.07	2.19	—	62.8	6.96	"	100-50			
		80	—	-0.07	34.39	27.64	8.04	2.47	—	68.4	—	"	50-0	—		2205
		100	—	-0.08	34.46	27.69	8.02	2.41	—	72.3	5.91	N 100 H	0-5	2230		2250
		150	—	-0.08	34.48	27.71	8.02	2.40	—	78.2	5.87	N 70 B	118-0	2237		2257
		200	—	0.92	34.58	27.74	7.99	2.51	—	76.6	4.79	N 100 B				
		300	—	0.93	34.64	27.79	7.99	2.53	—	83.3	4.58	N 70 B				
		390	—	1.24	34.69	27.80	7.99	2.47	—	87.0	4.34	N 100 B		340-190		2237
		570 ²	574	1.15	34.68	27.80	8.10	2.45	—	91.2	4.28					

Station	Position	Date	Hour	Sounding (metres)	WIND		SEA		Weather	Barometer (millibars)	Air Temp. °C.		Remarks
					Direction	Force (knots)	Direction	Force			Dry bulb	Wet bulb	
1864 <i>cont.</i>	58° 35' 3" S, 42° 29' 5" W	1936 8 xi											
1865	59° 41' 2" S, 42° 37' 4" W	9 xi	0900	4034*	W	21	W	4	bc	972.1	0.6	-1.1	mod. av. WNW swell
1866	61° 03' 9" S, 42° 38' 1" W	9 xi	2000	494*	W	8	W	2	bc	966.8	-1.8	-2.0	mod. av. W × N swell
1867	61° 37' 6" S, 43° 56' 1" W	10 xi	0900	640*	SW × S	16	SW × S	4	c	970.0	-4.2	-4.3	mod. short SW swell
1868	62° 08' 6" S, 45° 48' W	10 xi	2000	878*	SW × S	16	SW × S	4	c	974.7	-4.7	-4.7	short mod. SW swell
1869	62° 37' 3" S, 48° 05' 2" W	11 xi	0900	3380*	SSW	3	SSW	1	c	978.1	-5.3	-5.5	low long SW swell
1870	63° 02' 9" S, 50° 34' 9" W	11 xi	2000	1978*	SW × S	4	SW × S	2	c	978.7	-3.6	-3.9	low long W swell

Station	Age of moon (days)	HYDROLOGICAL OBSERVATIONS										BIOLOGICAL OBSERVATIONS				Remarks	
		Depth (metres)	Depth by thermometer	Temp. C.	S	σ _t	pH	Mg.—atom m. ³			O ₂ c.c. litre	Gear	Depth (metres)	TIME			
								P	Nitrite N ₂	Si				From	To		
1864 cont.	24	760 ²	—	0.81	34.67	27.81	8.05	2.55	—	93.4	4.46	NHP	50-0	0904	KT		
		950 ¹	956	0.68	34.67	27.82	8.10	2.55	—	93.4	4.39		N 50 V	100-0		—	0920
		1430 ¹	—	0.36	34.67	27.84	8.19	2.59	—	103.5	4.27		N 100 H	0-5		0944	1004
		1910 ¹	—	0.17	34.67	27.85	8.22	2.60	—	106.4	4.52		N 70 B	113-0		0949	1009
		2390 ¹	—	-0.04	34.67	27.86	8.18	2.62	—	106.4	4.71		N 100 B	550-250		0949	1019
		2870 ¹	—	-0.14	34.67	27.87	8.24	2.70	—	106.4	4.80		N 70 B				
1865	25	0	—	-0.80	34.30	27.60	—	—	—	—	—	NHP	50-0	0904	DGP		
		10	—	-1.59	34.21	27.55	8.07	2.41	0.25	—	7.31	N 50 V	100-0	—		0920	
		20	—	-1.61	34.21	27.55	8.06	2.41	0.26	—	7.30	N 70 V	400-250	0944		1004	
		30	—	-1.67	34.23	27.56	8.06	2.41	0.24	—	—	„	250-100	0949		1009	
		40	—	-1.68	34.23	27.56	8.06	2.41	0.24	—	7.23	„	100-50	—		—	
		50	—	-1.68	34.23	27.56	8.05	2.41	0.24	—	—	„	50-0	—		2048	
		60	—	-1.69	34.23	27.56	8.05	2.41	0.24	—	7.20	N 100 H	0-5	2119		2139	
		80	—	-1.71	34.23	27.57	8.04	2.32	0.24	—	—	N 70 B	—	—		—	
		100	—	-1.79	34.24	27.59	8.03	2.38	0.19	—	6.82	N 100 B	130-0	2124		2144	
		150	—	-0.79	34.46	27.73	8.00	2.47	0.00	—	5.71	N 70 B	380-200	2124		2154	
		200	—	-0.46	34.56	27.79	7.98	2.59	0.00	—	5.24	N 100 B					
		300	—	-0.07	34.63	27.83	7.96	2.62	0.00	—	4.73						
		400	—	-0.03	34.66	27.85	7.96	2.62	0.00	—	4.63						
		500	—	-0.05	34.66	27.85	7.96	—	—	—	4.57						
1867	26	0	—	-1.58	34.31	27.63	—	—	—	—	—	NHP	50-0	0906	+ 3 hours 30 minutes		
		10	—	-1.60	34.30	27.62	8.08	2.40	—	85.1	7.51	N 50 V	100-0	—	0916		
		20	—	-1.60	34.30	27.62	8.08	2.26	—	85.1	—	TYFH	500-450	0950	1050		
		30	—	-1.60	34.30	27.62	8.08	2.22	—	83.3	7.46	N 100 H	0-5	0956	1016		
		40	—	-1.60	34.30	27.62	8.08	2.22	—	85.1	7.45	N 70 B	100-0	1115	1135		
		50	—	-1.60	34.30	27.62	8.08	2.22	—	83.3	—	N 100 B					
1868	26	0	—	-1.59	34.30	27.62	8.08	2.40	—	85.1	7.51	NHP	50-0	2008	DGP		
		10	—	-1.60	34.30	27.62	8.08	2.26	—	85.1	—	N 50 V	100-0	—		—	
		20	—	-1.60	34.30	27.62	8.08	2.20	—	83.3	7.46	N 70 V	750-500	—		—	
		30	—	-1.60	34.30	27.62	8.08	2.22	—	85.1	—	„	500-250	—		—	
		40	—	-1.60	34.30	27.62	8.08	2.22	—	85.1	7.45	„	250-100	—		—	
		50	—	-1.60	34.30	27.62	8.08	2.22	—	83.3	—	„	100-50	—		2130	
		60	—	-1.65	34.30	27.62	8.06	2.26	—	83.3	7.42	„	50-0	—		2144	
		80	—	-1.69	34.32	27.64	8.05	2.30	—	81.5	—	N 100 H	0-5	2144		2204	
		100	—	-1.75	34.34	27.66	8.05	2.30	—	79.8	7.18	N 70 B	121-0	2148		2208	
		150	—	-1.78	34.36	27.68	8.05	2.26	—	81.5	7.07	N 100 B					
		200	—	-1.70	34.39	27.71	8.04	2.32	—	81.5	6.94	N 70 B	330-150	2148		2218	
		300	—	-0.87	34.46	27.73	8.02	2.30	—	83.3	6.25	N 100 B	330-0				
		400	—	-0.27	34.56	27.78	8.00	2.40	—	93.4	5.27						
590 ¹	—	0.08	34.65	27.84	8.07	2.47	—	103.5	4.62								
790 ¹	791	0.09	34.66	27.85	8.11	2.51	—	112.6	4.53								
1869	27	0	—	-1.60	34.40	27.70	—	—	—	—	—	NHP	50-0	0908	DGP		
		10	—	-1.65	34.47	27.76	8.06	2.36	0.09	—	6.99	N 50 V	100-0	—		0919	
		20	—	-1.67	34.47	27.77	8.06	2.36	0.09	—	6.94	N 100 H	0-5	1005		1025	
		30	—	-1.67	34.47	27.77	8.06	2.36	0.09	—	—	N 70 B	107-0	1034		1054	
		40	—	-1.67	34.47	27.77	8.06	2.36	0.09	—	—	N 100 B	1550-1000	1034		1122	
		50	—	-1.67	34.47	27.77	8.06	2.36	0.09	—	—	TYFB					
1870	27	0	—	-1.59	34.47	27.76	8.06	2.34	0.09	—	6.99	NHP	50-0	2009	DGP		
		10	—	-1.65	34.47	27.76	8.06	2.36	0.08	—	—	N 50 V	100-0	—		—	
		20	—	-1.67	34.47	27.77	8.06	2.36	0.09	—	6.94	N 70 V	1000-750	—		—	
		30	—	-1.67	34.47	27.77	8.06	2.36	0.09	—	—	„	750-500	—		—	
		40	—	-1.67	34.47	27.77	8.06	2.36	0.08	—	6.95	„	500-250	—		—	
		50	—	-1.67	34.47	27.77	8.06	2.36	0.08	—	—	„	250-100	—		—	
		60	—	-1.67	34.47	27.77	8.05	2.32	0.09	—	6.94	„	100-50	—		—	
		80	—	-1.68	34.47	27.77	8.05	2.32	0.08	—	—	„	50-0	—		2200	

Station	Position	Date	Hour	Sounding (metres)	WIND		SEA		Weather	Barometer (millibars)	Air Temp. °C.		Remarks
					Direction	Force (knots)	Direction	Force			Dry bulb	Wet bulb	
1870 <i>cont.</i>	63° 02.9' S, 50° 34.9' W	1936 11 xi											
1871	64° 04.4' S, 52° 57.5' W	12 xi	0900	1660*	SW × S	5	SW × S	2	bc	982.2	-6.1	-6.0	low long SW swell
1872	63° 29.6' S, 54° 03.1' W	12 xi	1615	247*	WNW	8	WNW	1	bc	979.8	-2.1	-2.1	low long SW swell
1873	61° 20.8' S, 54° 04.2' W	13 xi	0828	362*	Lt airs E × S	— 5	— E × S	0 2	c c	979.3 981.3	-1.1 -1.3	-1.4 -1.3	— low long conf. E swell
1874	Clarence Island. Ap- proximately ½ mile E of Cape Bowles	13 xi	—	—	—	—	—	—	—	—	—	—	—
1875	60° 26.6' S, 54° 08.46' W	13 xi	2000	3005*	S × E	15	S × E	3	b	989.9	-1.7	-1.7	short low SE swell
1876	58° 37.7' S, 54° 54.4' W	14 xi	0900	3971*	Lt airs	—	Smooth	—	c	996.7	0.6	0.5	mod. av. SE × S swell
1877	57° 30.9' S, 55° 11.88' W	14 xi	2000	4242*	NW × W	12	NW × W	3	c	983.9	1.7	1.7	mod. av. WNW swell

Station	Age of moon (days)	HYDROLOGICAL OBSERVATIONS										BIOLOGICAL OBSERVATIONS				Remarks
		Depth (metres)	Depth by thermometer	Temp. °C.	S ‰	σ _t	pH	Mg.—atom m. ³			O ₂ c.c. litre	Gear	Depth (metres)	TIME		
								P	Nitrite N ₂	Si				From	To	
1870	27	100	—	-1.69	34.47	27.77	8.05	2.34	0.07	—	6.77	N 100 H N 70 B N 100 B N 70 B N 100 B	0-5	2218	2238	KT
		150	—	-1.57	34.50	27.78	8.02	2.36	0.06	—	6.18		110-0	2223	2243	
		200	—	-1.21	34.54	27.81	8.02	2.36	0.03	—	5.87		300-150	2223	2253	DGP
		300	—	0.13	34.65	27.83	7.98	2.49	0.00	—	4.70					
		400	—	0.33	34.67	27.84	7.97	2.55	0.00	—	4.53					
		600 ¹	569 [?]	0.63	34.69	27.83	8.17	2.55	—	—	4.04					
		800 ¹	—	0.50	34.69	27.84	8.12	2.59	—	—	4.15					
		1000 ¹	—	0.42	34.70	27.86	8.15	2.59	—	—	4.18					
		1490 ¹	—	0.04	34.69	27.87	8.10	2.68	—	—	4.60					
		1890 ¹	1892	-0.21	34.67	27.87	8.15	2.62	—	—	4.78					
1871	28	0	—	-1.60	34.45	27.74	—	—	—	—	NHP N 50 V N 100 H N 70 B N 100 B TYFB	50-0	0909	—	KT DGP	
		100-0	—	—	—	—	—	—	—	—		—	0917			
		0-5	—	—	—	—	—	—	—	—		—	1021	1041		
		135-0	—	—	—	—	—	—	—	—		—	1026	1046		
		1450-1000	—	—	—	—	—	—	—	—		—	1026	1110		
1872	28	0	—	-1.29	34.53	27.80	8.03	2.47	—	72.3	6.91	NHP N 50 V N 70 V " " N 100 H N 100 H N 70 B N 100 B	50-0	1625	—	KT
		10	—	-1.54	34.53	27.81	8.03	2.45	—	72.3	—		100-0	—	1650	
		20	—	-1.59	34.53	27.81	8.03	2.43	—	72.3	6.83		250-100	—	—	
		30	—	-1.60	34.53	27.81	8.03	2.45	—	70.9	—		100-50	—	—	
		40	—	-1.61	34.53	27.81	8.03	2.45	—	69.6	6.82		50-0	—	—	
		50	—	-1.61	34.53	27.81	8.03	2.41	—	69.6	—		247	1715	1745	
		60	—	-1.62	34.53	27.81	8.03	2.40	—	70.9	6.79		0-5	1755	1815	
		80	—	-1.66	34.53	27.82	8.02	2.38	—	70.9	—		109-0	1802	1822	
		100	—	-1.66	34.53	27.82	8.02	2.36	—	70.9	6.73		—	—	—	
		150	—	-1.67	34.53	27.82	8.02	2.30	—	70.9	6.65		—	—	—	
1873	29	0	—	-0.87	34.30	27.60	8.04	2.41	—	—	DRR DRR DRR DRR	300	0835	0845		
590 ¹		593	-0.43	34.56	27.79	8.02	2.51	—	—	—		117	0900	0915		
—		—	—	—	—	—	—	—	—	—		210-180	1040	1100		
1874	—	—	—	—	—	—	—	—	—	—	Sh. Coll.	—	—	—	—	
1875	29	0	—	-0.57	34.20	27.51	8.03	2.38	0.15	—	7.41	NHP N 50 V N 70 V " " " " " N 100 H N 70 B N 100 B N 70 B N 100 B	50-0	2010	—	KT DGP
		10	—	-0.59	34.20	27.51	8.03	2.40	0.15	—	—		100-0	—	—	
		20	—	-0.59	34.20	27.51	8.03	2.40	0.14	—	7.40		1000-750	—	—	
		30	—	-0.59	34.20	27.51	8.03	2.40	0.14	—	—		750-500	—	—	
		40	—	-0.59	34.20	27.51	8.05	2.40	0.15	—	7.39		500-250	—	—	
		50	—	-0.59	34.20	27.51	8.05	2.40	0.14	—	—		250-100	—	—	
		60	—	-0.59	34.20	27.51	8.05	2.40	0.14	—	7.37		100-50	—	—	
		80	—	-0.61	34.22	27.52	8.01	2.41	0.14	—	—		50-0	—	2200	
		100	—	-0.48	34.30	27.58	7.98	2.55	0.13	—	6.43		0-5	2214	2234	
		150	—	0.42	34.43	27.65	7.95	2.62	0.04	—	5.24		110-0	2218	2238	
		200	—	1.08	34.56	27.71	7.94	2.66	0.00	—	4.48		300-180	2218	2248	
		300	—	1.71	34.66	27.74	7.91	2.64	0.00	—	3.96					
		400	—	1.74	34.72	27.79	7.91	2.59	0.00	—	3.99					
		600 ²	606	1.71	34.74	27.81	7.93	2.62	—	—	4.01					
		800 ¹	800	1.27	34.74	27.84	8.05	2.64	—	—	4.13					
1000 ¹	—	1.21	34.74	27.85	8.03	2.64	—	—	4.15	—	—	—				
1500 ¹	—	0.78	34.74	27.88	8.08	2.64	—	—	4.28	—	—	—				
2000 ¹	—	0.43	34.72	27.88	8.03	2.70	—	—	4.51	—	—	—				
2500 ¹	2507	0.07	34.71	27.90	8.06	2.70	—	—	4.80	—	—	—				
1876	0	0	—	0.80	34.02	27.30	—	—	—	—	NHP N 50 V N 70 B N 100 B TYFB	50-0	0907	—	KT DGP	
		100-0	—	—	—	—	—	—	—	—		—	0919			
		123-0	—	—	—	—	—	—	—	—		—	1033	1053		
		1550-1100	—	—	—	—	—	—	—	—		—	1033	1123		
1877	I	0	—	0.30	34.00	27.30	8.09	1.86	—	33.0	NHP N 50 V	50-0	2009	—		
		10	—	0.27	34.00	27.31	8.09	1.96	—	32.5		—	100-0	—		

Station	Position	Date	Hour	Sounding (metres)	WIND		SEA		Weather	Barometer (millibars)	Air Temp. °C.		Remarks
					Direction	Force (knots)	Direction	Force			Dry bulb	Wet bulb	
1877 <i>cont.</i>	57° 30·9' S, 55° 11·88' W	1936 14 xi											
1878	56° 15·7' S, 55° 28·7' W	15 xi	0900	4595*	WSW	15	WSW	4	c	990·4	5·0	2·8	mod. long SW × W swell
1879	55° 09·2' S, 55° 46·3' W	15 xi	1945	3690*	W × S	26	W × S	5	c	991·8	5·3	3·9	heavy av. W swell
1880	45° 53·8' S, 58° 24' W	21 xi	1815	2745*	N × W	3	Smooth	—	b	1017·5	9·2	8·5	low av. NNE swell

Station	Age of moon (days)	HYDROLOGICAL OBSERVATIONS										BIOLOGICAL OBSERVATIONS				Remarks		
		Depth (metres)	Depth by thermometer	Temp. °C.	S ‰	σ _t	pH	Mg.—atom m. ³			O ₂ c.c. litre	Gear	Depth (metres)	TIME				
								P	Nitrite N ₂	Si				From	To			
1877 <i>cont.</i>	1	20	—	0.27	34.00	27.31	8.09	1.96	—	30.6	7.60	N 70 V	1000-750					
		30	—	0.27	34.00	27.31	8.08	1.86	—	29.5	—	"	750-500					
		40	—	0.27	34.00	27.31	8.08	1.88	—	28.4	7.60	"	500-250					
		50	—	0.18	34.00	27.31	8.08	1.98	—	29.0	—	"	250-100					
		60	—	0.01	34.00	27.32	8.08	1.94	—	28.4	7.57	"	100-50					
		80	—	-0.67	34.05	27.39	8.07	2.15	—	32.2	—	"	50-0			—	2142	
		100	—	-0.78	34.07	27.42	8.05	2.22	—	37.5	7.21	N 100 H	0-5	2300	2320			
		150	—	-0.58	34.14	27.47	8.01	2.66	—	42.6	6.72	N 70 B	109-0	2305	2325			KT
		200	—	0.53	34.31	27.54	7.96	2.51	—	53.2	5.39	N 100 B						
		300	—	1.58	34.49	27.61	7.91	2.66	—	59.8	4.23	N 70 B	320-210	2305	2335			DGP
		400	—	1.84	34.52	27.62	7.91	2.70	—	63.8	4.01	N 100 B						
		600 ²	—	2.08	34.63	27.69	7.95	2.59	—	69.6	3.75							
		800 ²	796	2.04	34.70	27.76	7.98	2.59	—	72.3	3.81							
		990 ²	—	1.91	34.73	27.79	7.99	2.59	—	75.1	3.92							
		1490 ²	1494	1.50	34.75	27.84	8.01	2.59	—	83.3	4.15							
		1990 ¹	1993	1.11	34.74	27.85	8.18	2.60	—	89.1	3.98							
		2490 ¹	—	0.82	34.74	27.87	8.14	2.57	—	98.2	4.08							
		2980 ¹	—	0.55	34.71	27.87	8.11	2.66	—	100.8	4.31							
3480 ¹	—	0.23	34.69	27.86	8.10	2.70	—	100.8	4.53									
3980 ¹	3976	0.05	34.68	27.87	8.15	2.60	—	98.2	4.63									
1878	1	0	—	3.30	34.11	27.17	—	—	—	—	—	NHP	50-0	0906				
												N 50 V	100-0					
												N 50 V	2000-1000	—	1050			
												N 100 B	131-0	1105	1125			KT
												N 100 H	0-5	1105	1125			
1879	2	0	—	3.52	34.10	27.14	8.11	1.52	0.16	—	6.93	NHP	50-0	1948				
		10	—	3.50	34.10	27.14	8.11	1.62	0.16	—	—	N 50 V	100-0					
		20	—	3.50	34.10	27.14	8.11	1.69	0.15	—	6.95	N 70 V	1000-750					
		30	—	3.50	34.10	27.14	8.11	1.63	0.15	—	—	"	750-500					
		40	—	3.50	34.10	27.14	8.09	1.73	0.16	—	6.93	"	500-250					
		50	—	3.50	34.10	27.14	8.09	1.73	0.16	—	—	"	250-100					
		60	—	3.47	34.10	27.14	8.09	1.73	0.16	—	6.91	"	100-50					
		80	—	3.45	34.10	27.15	8.09	1.75	0.16	—	—	"	50-0			—	2130	
		100	—	3.40	34.10	27.15	8.08	1.77	0.15	—	6.89	N 100 H	0-5	2206	2226			
		150	—	2.82	34.09	27.19	8.09	1.75	0.20	—	6.82	N 100 B	123-0	2211	2231			KT
		200	—	2.55	34.09	27.22	8.07	1.81	0.09	—	6.60	N 100 B	370-190	2211	2241			DGP
		300	—	2.43	34.13	27.26	8.06	2.15	0.00	—	6.27							
		400	—	2.37	34.14	27.27	8.05	2.34	0.00	—	5.97							
		600 ²	—	2.29	34.23	27.35	8.08	2.53	—	—	5.21							
		800 ²	796	2.49	34.39	27.47	8.05	2.53	—	—	4.18							
		990 ¹	984	2.47	34.49	27.54	8.09	2.66	—	—	3.58							
		1490 ¹	—	2.25	34.66	27.70	8.12	2.66	—	—	3.55							
		1990 ¹	—	1.97	34.70	27.76	8.13	2.59	—	—	3.73							
2480 ¹	—	1.65	34.74	27.82	8.13	2.53	—	—	4.00									
2980 ¹	2987	1.26	34.72	27.82	8.13	2.53	—	—	4.17									
1880	8	0	—	7.47	34.14	26.69	8.08	1.22	—	8.5	6.58	NHP	50-0	1821			+ 3 hours	
		10	—	6.58	34.11	26.80	8.09	1.25	—	8.8	—	N 50 V	100-0					
		20	—	6.50	34.10	26.80	8.09	1.31	—	8.8	6.58	N 70 V	1000-750					
		30	—	6.36	34.09	26.81	8.10	1.39	—	8.8	—	"	750-500					
		40	—	5.91	34.09	26.86	8.10	1.44	—	8.8	6.73	"	500-250					
		50	—	5.47	34.11	26.94	8.11	1.44	—	8.8	—	"	250-100					
		60	—	4.86	34.11	27.01	8.11	1.37	—	9.5	6.81	"	100-50					
		80	—	4.21	34.13	27.09	8.09	1.54	—	8.9	—	"	50-0			—	2002	
		100	—	3.95	34.12	27.12	8.10	1.62	—	9.7	6.72	N 100 H	0-5	2024	2044			
		150	—	3.50	34.12	27.16	8.07	1.69	—	12.2	6.55	N 70 B	116-0	2028	2048			KT
		200	—	3.34	34.12	27.18	8.05	1.71	—	11.9	6.48	N 100 B						
		300	—	3.07	34.13	27.20	8.03	1.84	—	17.6	6.08	N 70 B	326-164	2028	2058			DGP
		400	—	2.84	34.14	27.24	8.02	1.88	—	23.6	5.83	N 100 B						
		590 ²	594	2.61	34.26	27.35	7.99	2.43	—	41.2	4.76							
		770 ¹	773	2.51	34.40	27.47	8.06	2.53	—	53.9	4.01							
		960 ¹	—	2.40	34.50	27.56	8.00	2.60	—	63.8	3.68							
		1440 ¹	—	2.24	34.65	27.69	8.04	2.51	—	73.6	3.68							
		1920 ¹	—	2.03	34.73	27.78	8.05	2.47	—	78.2	3.99							
2400 ¹	2397	1.77	34.75	27.82	8.15	2.40	—	81.5	4.09									

Station	Position	Date	Hour	Sounding (metres)	WIND		SEA		Weather	Barometer (millibars)	Air Temp. °C.		Remarks
					Direction	Force (knots)	Direction	Force			Dry bulb	Wet bulb	
1881	45° 49' 5" S, 60° 01' 8" W	1936 22 xi	0400	454*	NNW	4	—	0	bw	1016.7	9.8	9.6	low long NNE swell
1882	45° 49' S, 61° 01' 1" W	22 xi	1041	117*	NNW	8	NNW	2	b	1016.4	12.7	11.8	low long NNE swell
1883	45° 49' 2" S, 61° 44' 8" W	22 xi	1447	110*	NW	8	NW	2	bce	1015.0	15.3	13.9	low long NW swell
1884	45° 49' 1" S, 61° 54' 9" W	22 xi	1550	110*	NW	8	NW	2	bce	1015.0	15.3	13.9	low long NW swell
1885	45° 49' 7" S, 62° 52' 6" W	22 xi	2051	95*	Lt airs	2	—	0	b	1015.2	13.9	12.8	low long NW swell
1886	45° 51' 9" S, 63° 53' 1" W	23 xi	0157	97*	N × W	8	N × W	2	ce	1012.8	14.7	14.2	low long NW swell
1887	45° 53' 5" S, 64° 52' 4" W	23 xi	0711	84*	NNW	7	NNW	2	bc	1011.1	13.5	12.7	low long N swell
1888	45° 57' 3" S, 65° 53' 3" W	23 xi	1209	99*	NNW	6	NNW	2	bc	1009.2	18.3	14.4	low long NNE swell

Station	Age of moon (days)	HYDROLOGICAL OBSERVATIONS										BIOLOGICAL OBSERVATIONS			Remarks				
		Depth (metres)	Depth by thermometer	Temp. °C.	S ‰	σt	pH	Mg.—atom m. ³			O ₂ c.c. litre	Gear	Depth (metres)	TIME					
								p	Nitrite N ₂	Si				From		To			
1881	8	0	—	9.11	33.78	26.17	8.23	0.00	0.10	—	7.26	NHP	50-0	0415					
		10	—	9.00	33.78	26.19	8.23	0.00	0.11	—	—	N 50 V	100-0						
		20	—	8.30	33.80	26.31	8.23	0.00	0.14	—	7.27	N 70 V	350-250						
		30	—	7.60	33.80	26.41	8.18	0.67	0.18	—	—	"	250-100						
		40	—	6.90	33.81	26.52	8.15	0.93	0.21	—	6.53	"	100-50						
		50	—	6.80	33.83	26.55	8.14	1.01	0.21	—	—	"	50-0						
		60	—	6.20	33.84	26.63	8.11	1.27	0.25	—	6.44	N 100 H	0-5			0519	0539		
		80	—	5.11	33.88	26.80	8.08	1.56	0.34	—	—	N 70 B							
		100	—	4.88	33.96	26.89	8.07	1.67	0.19	—	6.27	N 100 B	173-0			0524	0544	KT	
		150	—	4.65	34.03	26.97	8.07	1.73	0.09	—	6.30								
		200	—	4.52	34.09	27.03	8.07	1.75	0.04	—	6.17								
		300	—	4.45	34.12	27.06	8.05	1.81	0.02	—	6.12								
400	—	4.43	34.13	27.07	8.06	2.05	0.00	—	6.07										
1882	8	0	—	10.30	33.56	25.80	8.18	0.30	—	2.7	6.48	NHP	50-0	1047					
		10	—	9.49	33.58	25.96	8.20	0.27	—	2.8	—	N 50 V	100-0						
		20	—	9.11	33.59	26.03	8.21	0.32	—	2.9	6.81	N 70 V	100-50						
		30	—	8.32	33.68	26.21	8.21	0.13	—	2.8	—	"	50-0			1115			
		40	—	8.03	33.68	26.25	8.20	0.23	—	2.9	6.57	N 100 H	0-2			1125	1145		
		50	—	7.61	33.69	26.32	8.18	0.42	—	3.4	—	N 70 B							
		60	—	6.29	33.69	26.50	8.08	1.10	—	5.0	6.02	N 100 B	110-0			1120	1149	KT	
		80	—	6.02	33.69	26.54	8.05	1.25	—	6.9	—								
		100	—	5.92	33.72	26.58	8.06	1.27	—	6.6	6.04								
		115	—	5.79	33.78	26.63	8.04	1.43	—	7.1	5.88								
		1883	9	0	—	12.30	—	—	—	—	—	—	N 70 H			0-5	1450	1505	
		1884	9	0	—	12.61	33.40	25.25	8.37	0.00	0.01	—	8.80			NHP	50 0	1555	
10	—			10.40	33.44	25.69	8.32	0.00	<0.01	—	—	N 50 V	100 0						
20	—			10.21	33.44	25.72	8.28	0.00	0.00	—	7.12	N 70 V	100-50						
30	—			9.30	33.45	25.88	8.18	0.72	0.21	—	—	"	50-0	1615					
40	—			8.61	33.46	25.99	8.17	0.84	0.24	—	6.40	N 100 H	0-5	1624	1644				
50	—			7.30	33.52	26.24	8.10	1.05	0.32	—	—	N 70 B							
60	—			7.00	33.52	26.28	8.10	1.14	0.36	—	6.18	N 100 B	104-0	1626	1646	KT			
80	—			6.24	33.57	26.41	8.04	1.43	0.01	—	—								
100	—			6.19	33.60	26.45	8.04	1.48	0.04	—	5.71								
1885	9	0	—	12.77	33.18	25.05	8.20	0.00	—	5.5	6.16	NHP	50-0	2059					
		10	—	11.40	33.18	25.31	8.21	0.00	—	4.8	—	N 50 V	90-0						
		20	—	10.70	33.18	25.43	8.21	0.00	—	5.0	6.09	N 70 V	90 50						
		30	—	9.60	33.19	25.63	8.22	0.48	—	5.2	—	"	50 0			2124			
		40	—	7.89	33.23	25.93	8.15	0.91	—	5.3	6.21	N 100 H	0 5			2128	2148		
		50	—	7.40	33.26	26.01	8.12	1.03	—	5.6	—	N 70 B							
		60	—	7.35	33.28	26.04	8.12	1.08	—	5.6	6.23	N 100 B	90 0			2132	2152	KT	
		80	—	6.71	33.33	26.16	7.99	1.54	—	6.2	—								
		98	—	6.66	33.34	26.18	7.99	1.56	—	6.1	5.36								
1886	9	0	—	12.53	33.25	25.15	8.19	0.00	0.00	—	6.09	NHP	50 0	0200					
		10	—	12.09	33.24	25.23	8.19	0.00	0.00	—	—	N 50 V	90 0						
		20	—	10.71	33.22	25.46	8.19	0.00	0.00	—	6.65	N 70 V	50 0						
		30	—	9.97	33.21	25.58	8.20	0.61	0.00	—	—	"	90 50			0230			
		40	—	7.90	33.16	25.87	8.08	1.08	0.44	—	6.01	N 100 H	0 5			0239	0259		
		50	—	7.70	33.17	25.90	8.04	1.18	0.37	—	—	N 70 B							
		60	—	7.40	33.18	25.95	8.02	1.24	0.25	—	5.61	N 100 B	100-0			0241	0301	KT	
		80	—	7.36	33.18	25.96	8.02	1.35	0.34	—	—								
		99	—	7.34	33.18	25.96	8.02	1.33	0.19	—	5.49								
1887	9	0	—	12.20	33.36	25.30	8.22	0.00	—	3.4	6.55	NHP	50-0	0715					
		10	—	11.43	33.33	25.42	8.20	0.00	—	3.2	—	N 50 V	80 0						
		20	—	10.55	33.33	25.57	8.17	0.00	—	3.1	6.70	N 70 V	80 50						
		30	—	10.31	33.31	25.60	8.17	0.00	—	3.0	—	"	50 0			0730			
		40	—	8.72	33.27	25.83	8.07	1.01	—	5.0	5.77	N 100 H	0-5			0740	0800		
		50	—	8.14	33.23	25.90	8.01	1.22	—	6.6	—	N 70 B							
		60	—	8.10	33.23	25.90	8.01	1.31	—	6.8	5.54	N 100 B	69-0			0743	0803	KT	
		80	—	8.08	33.23	25.90	8.00	1.39	—	7.5	5.54								
		1888	9	0	—	12.90	33.37	25.17	8.17	0.40	0.00	—	6.51			NHP	50-0	1220	
10	—	12.50	33.38	25.26	8.18	0.34	0.00	—	—	N 50 V	90-0								

Station	Position	Date	Hour	Sounding (metres)	WIND		SEA		Weather	Barometer (millibars)	Air Temp. °C.		Remarks
					Direction	Force (knots)	Direction	Force			Dry bulb	Wet bulb	
1888 <i>cont.</i>	45° 57' 3" S, 65° 53' 3" W	1936 23 xi											
1889	45° 59' 8" S, 66° 41' 7" W	23 xi	1632	91*	N	7	N	2	bc	1006.1	17.2	14.8	low long NE swell
1890	45° 59' 6" S, 67° 30' 2" W	23 xi	2044	62*	W	13	W	3	c	1006.8	18.9	14.1	low long ENE swell
1891	From 49° 57' 3" S, 56° 39' W to 49° 57' 5" S, 56° 38' 1" W	25-26 xi	2300	462*	W × S W × S	9 8	W × S W × S	3 2	b b	1017.1 1017.1	7.7 7.7	7.2 7.2	low av. WSW swell
1892	49° 58' 2" S, 57° 38' 9" W	26 xi	0503	307*	W	11	W	3	c	1016.4	8.3	7.9	low av. WSW swell
1893	49° 56' 3" S, 58° 45' 8" W	26 xi	1045	253*	NW × W	8	NW × W	2	bc	1015.7	10.5	9.1	low short W swell
1894	49° 55' 4" S, 59° 52' 5" W	26 xi	1636	165*	W × N	9	W × N	3	f-b	1014.6	10.0	9.2	low av. W swell

Station	Age of moon (days)	HYDROLOGICAL OBSERVATIONS										BIOLOGICAL OBSERVATIONS				Remarks
		Depth (metres)	Depth by thermometer	Temp. °C.	S ‰	σ _t	pH	Mg.—atom m. ³			O ₂ c.c. litre	Gear	Depth (metres)	TIME		
								P	Nitrite N ₂	Si				From	To	
1888 <i>cont.</i>	9	20	—	10·94	33·38	25·55	8·19	0·34	0·00	—	6·86	N 70 V	90-50			
		30	—	10·50	33·36	25·61	8·17	0·48	0·08	—	—	"	50-0		1245	
		40	—	9·70	33·31	25·71	8·14	0·74	0·25	—	6·10	N 100 H	0-5	1250	1310	
		50	—	8·44	33·28	25·88	8·08	1·12	0·21	—	—	N 70 B				
		60	—	8·13	33·29	25·94	8·05	1·25	0·14	—	5·57	N 100 B	85-0	1254	1314	KT
		80	—	8·06	33·30	25·95	8·03	1·50	0·05	—	—					
		100	—	7·91	33·33	26·00	7·99	1·58	0·13	—	5·07					
1889	10	0	—	13·93	33·37	24·96	8·19	0·38	—	3·3	6·09	NHP	50-0	1635		
		10	—	12·72	33·37	25·20	8·19	0·44	—	3·1	—	N 50 V	80-0			
		20	—	11·70	33·38	25·41	8·21	0·46	—	3·1	6·53	N 70 V	80-50			
		30	—	10·57	33·38	25·61	8·18	0·49	—	3·0	—	"	50-0		1658	
		40	—	8·58	33·34	25·91	8·09	1·16	—	5·7	5·91	N 100 H	0-5	1708	1728	
		50	—	8·40	33·37	25·95	8·07	1·24	—	5·7	—	N 70 B				
		60	—	8·00	33·39	26·03	8·02	1·63	—	7·4	5·48	N 100 B	68-0	1710	1730	KT
		80	—	7·90	33·41	26·07	7·97	1·96	—	10·7	—					
		100	—	7·87	33·41	26·07	7·97									
1890	10	0	—	11·70	33·22	25·28	8·19	0·38	0·00	—	6·34	NHP	50-0	2045		
		10	—	11·64	33·22	25·29	8·19	0·44	0·00	—	—	N 50 V	50-0			2100
		20	—	8·79	33·19	25·76	8·14	0·72	0·19	—	6·27	N 70 V	50-0			2110
		30	—	8·85	33·23	25·79	8·10	0·76	0·21	—	—	N 100 H	0-5	2110	2130	
		40	—	8·77	33·23	25·80	8·10	0·84	0·22	—	6·03	N 70 B				
		50	—	8·72	33·24	25·81	8·09	0·91	0·26	—	5·85	N 100 B	50-0	2111	2131	KT
1891	12	0	—	7·15	33·83	26·50	8·22	0·51	—	3·5	7·54	NHP	50-0	2310		
		10	—	7·01	33·84	26·52	8·22	0·55	—	2·8	—	N 50 V	100-0			
		20	—	6·71	33·84	26·56	8·21	0·74	—	2·8	7·38	N 70 V	450-250			
		30	—	6·18	33·84	26·63	8·16	0·87	—	3·6	—	"	250-100			
		40	—	5·69	33·90	26·74	8·12	1·20	—	5·8	6·51	"	100-50			
		50	—	5·59	33·95	26·80	8·12	1·31	—	5·4	—	"	50-0		2358	
		60	—	5·71	33·99	26·82	8·16	1·06	—	4·0	6·81	N 100 H	0-5	0019	0039	
		80	—	5·66	34·00	26·83	8·14	1·10	—	4·7	—	N 70 B				
		100	—	5·45	34·04	26·88	8·14	1·22	—	4·9	6·63	N 100 B	128-0	0024	0044	KT
		150	—	5·01	34·06	26·95	8·11	1·43	—	7·3	6·41	N 70 B				
		200	—	4·66	34·08	27·01	8·06	1·46	—	9·4	6·30	N 100 B	390-200	0024	0054	DGP
		300	—	4·47	34·11	27·05	8·06	1·58	—	9·9	6·35					
		400	—	4·08	34·16	27·13	8·05	1·82	—	14·6	6·09					
		1892	12	0	—	7·71	33·83	26·42	8·17	0·72	0·13	—	6·52	NHP	50-0	0510
10	—			7·72	33·83	26·42	8·17	0·76	0·13	—	—	N 50 V	100-0			
20	—			7·59	33·83	26·44	8·17	0·80	0·11	—	6·57	N 70 V	250-100			
30	—			7·28	33·82	26·48	8·17	0·84	0·11	—	—	"	100-50			
40	—			6·83	33·82	26·54	8·16	0·91	0·11	—	6·65	"	50-0		0545	
50	—			6·57	33·82	26·57	8·17	0·93	0·11	—	—	N 100 H	0-5	0610	0630	
60	—			6·33	33·82	26·60	8·16	1·03	0·14	—	6·48	N 70 B				
80	—			5·64	33·87	26·73	8·12	1·27	0·21	—	—	N 100 B	118-0	0614	0634	KT
100	—			5·26	33·90	26·80	8·09	1·58	0·20	—	6·29	N 70 B				
150	—			4·98	33·99	26·91	8·07	1·69	0·19	—	6·26	N 100 B	220-130	0614	0634	DGP
200	—			4·86	34·01	26·93	8·08	1·67	0·06	—	6·30					
300	—	4·61	34·02	26·97	8·06	1·73	0·09	—	6·03							
1893	12	0	—	7·57	33·78	26·41	8·19	0·46	—	2·5	7·01	NHP	50-0	1050		
		10	—	7·50	33·78	26·42	8·20	0·57	—	3·4	—	N 50 V	100-0			
		20	—	7·41	33·78	26·43	8·20	0·61	—	2·7	7·02	N 70 V	200-100			
		30	—	7·08	33·78	26·48	8·21	0·65	—	3·1	—	"	100-50			
		40	—	6·21	33·79	26·60	8·17	0·86	—	3·2	6·92	"	50-0		1120	
		50	—	5·97	33·81	26·64	8·14	0·95	—	4·9	—	N 70 B				
		60	—	5·91	33·82	26·66	8·14	0·99	—	4·1	6·52	N 100 B	153-0	1201	1221	KT
		80	—	5·90	33·83	26·67	8·14	1·06	—	4·1	—					
		100	—	5·71	33·85	26·70	8·12	1·18	—	4·2	6·39					
		150	—	5·13	33·91	26·82	8·07	1·48	—	5·5	6·20					
1894	13	0	—	8·29	33·82	26·33	8·23	0·00	0·06	—	7·45	NHP	50-0	1640		
		10	—	8·23	33·82	26·34	8·23	0·00	0·07	—	—	N 50 V	100-0			

Station	Position	Date	Hour	Sounding (metres)	WIND		SEA		Weather	Barometer (millibars)	Air Temp. °C.		Remarks
					Direction	Force (knots)	Direction	Force			Dry bulb	Wet bulb	
1894 <i>cont.</i>	49° 55' 4" S, 59° 52' 5" W	1936 26 xi											
1895	49° 55' 2" S, 60° 59' 1" W	26 xi	2148	163*	Lt airs	3	Smooth	—	bc	1015.4	8.9	8.0	low av. W swell
1896	49° 55' 1" S, 62° 05' W	27 xi	0305	147*	NNE	5	NNE	2	bcw	1012.9	9.0	8.2	low long W swell
1897	49° 55' S, 63° 09' 4" W	27 xi	0825	145*	NNW	18	NNW	4	bc	1004.8	10.6	9.3	low short NW swell
1898	49° 54' 5" S, 64° 16' 7" W	27 xi	1339	119*	NW	5	NW	2	b	1002.9	12.8	10.3	low av. N swell
1899	49° 51' 5" S, 65° 18' 9" W	27 xi	1845	111*	S	10	S	3	bc	1001.8	12.9	10.3	low av. N × W swell
1900	From 49° 49' 5" S, 66° 14' 4" W to 49° 49' 4" S, 66° 14' 8" W	27-28 xi	2320	99*	SSE SSE	3 4	— —	0 0	bc bcw	1004.8 1004.8	10.6 10.6	9.3 9.3	low long N × W swell

Station	Age of moon (days)	HYDROLOGICAL OBSERVATIONS										BIOLOGICAL OBSERVATIONS				Remarks	
		Depth (metres)	Depth by thermometer	Temp. °C.	S ‰	σ _t	pH	Mg.—atom m. ³			O ₂ c.c. litre	Gear	Depth (metres)	TIME			
								P	Nitrite N ₂	Si				From	To		
1894 cont.	13	20	—	7.80	33.83	26.41	8.25	0.00	0.04	—	7.82	N 70 V	170-100				
		30	—	6.82	33.83	26.55	8.22	0.34	0.16	—	—	"	100-50				
		40	—	6.70	33.83	26.57	8.22	0.44	0.19	—	6.60	"	50-0		1715		
		50	—	6.69	33.83	26.57	8.20	0.53	0.19	—	—	N 100 H	0-5	1720	1740		
		60	—	6.60	33.83	26.58	8.20	0.61	0.19	—	6.50	N 70 B	116-0	1724	1744	KT	
		80	—	5.54	33.87	26.74	8.08	1.33	0.36	—	—	N 100 B					
		100	—	4.98	33.88	26.82	8.08	1.41	0.11	—	6.22						
		150	—	4.93	33.89	26.82	8.08	1.44	0.09	—	6.22						
170	—	4.94	33.89	26.82	8.08	1.54	0.09	—	6.20								
1895	13	0	—	8.69	33.69	26.16	8.22	0.40	—	1.5	7.04	NHP	50-0	2158			
		10	—	8.52	33.69	26.19	8.22	0.48	—	1.4	—	N 50 V	100-0				
		20	—	7.82	33.70	26.30	8.22	0.53	—	2.8	7.33	N 70 V	150-100				
		30	—	7.00	33.71	26.43	8.21	0.55	—	2.4	—	"	100-50				
		40	—	6.33	33.74	26.54	8.17	0.97	—	2.4	6.66	"	50-0		2225		
		50	—	6.39	33.75	26.54	8.19	0.65	—	2.1	—	N 100 H	0-5	2234	2254		
		60	—	6.37	33.76	26.55	8.18	0.76	—	2.2	6.78	N 70 B	119-0	2238	2258	KT	
		80	—	5.91	33.76	26.61	8.13	1.08	—	3.2	—	N 100 B					
		100	—	5.36	33.79	26.71	8.07	1.56	—	7.1	5.76						
		150	—	5.29	33.82	26.73	8.03	1.79	—	7.1	5.64						
1896	13	0	—	8.90	33.55	26.02	8.22	0.51	—	1.2	6.63	NHP	50-0	0310			
		10	—	8.89	33.55	26.02	8.22	0.38	—	1.3	—	N 50 V	100-0				
		20	—	8.21	33.57	26.14	8.21	0.40	—	3.1	6.76	N 70 V	140-100				
		30	—	7.21	33.57	26.28	8.22	0.46	—	2.7	—	"	100-50				
		40	—	7.12	33.57	26.29	8.20	0.51	—	2.1	6.70	"	50-0		0335		
		50	—	7.09	33.57	26.30	8.21	0.53	—	1.4	—	N 100 H	0-5	0350	0410		
		60	—	6.93	33.57	26.32	8.21	0.65	—	2.7	—	N 70 B	128-0	0354	0414	KT	
		80	—	5.61	33.58	26.50	8.07	1.44	—	6.0	—	N 100 B					
		100	—	5.61	33.58	26.50	8.08	1.54	—	6.0	5.78						
		140	—	5.61	33.58	26.50	8.08	1.52	—	7.0	5.76						
1897	13	0	—	8.20	33.45	26.05	8.15	0.82	0.15	—	6.55	NHP	50-0	0825			
		10	—	8.20	33.45	26.05	8.15	0.82	0.14	—	—	N 50 V	100-0				
		20	—	7.35	33.45	26.17	8.16	0.86	0.12	—	6.64	N 70 V	140-100				
		30	—	6.79	33.47	26.26	8.17	0.89	0.09	—	—	"	100-50				
		40	—	6.41	33.47	26.31	8.18	0.82	0.07	—	6.70	"	50-0		0855		
		50	—	6.42	33.47	26.31	8.17	0.82	0.06	—	—	N 70 B	151-0	0913	0933		KT
		60	—	6.38	33.48	26.32	8.19	0.82	0.05	—	6.59	N 100 B					
		80	—	5.58	33.48	26.43	8.08	1.24	0.06	—	—						
100	—	5.41	33.48	26.45	8.07	1.46	0.06	—	5.57								
140	—	5.41	33.53	26.48	8.04	1.54	0.09	—	5.47								
1898	13	0	—	8.90	33.23	25.78	8.13	0.63	—	2.1	6.47	NHP	50-0	1345			
		10	—	8.41	33.22	25.84	8.14	0.72	—	1.9	—	N 50 V	100-0				
		20	—	7.50	33.24	25.99	8.14	0.74	—	2.1	6.61	N 70 V	100-50		1405		
		30	—	7.00	33.24	26.06	8.15	0.84	—	2.4	—	"	50-0				
		40	—	6.31	33.26	26.16	8.14	0.91	—	2.4	6.37	N 70 B	98-0	1447	1507	KT	
		50	—	5.81	33.28	26.24	8.09	1.25	—	3.4	—	N 100 B					
		60	—	5.81	33.28	26.24	8.12	1.08	—	4.4	6.17						
		80	—	5.81	33.28	26.24	8.09	1.08	—	4.4	—						
		100	—	5.64	33.28	26.26	8.10	1.12	—	4.4	6.18						
		118	—	5.64	33.28	26.26	8.10	1.01	—	4.1	6.19						
1899	14	0	—	11.35	33.12	25.27	8.18	0.40	0.22	—	7.15	NHP	50-0	1905			
		10	—	9.03	33.10	25.64	8.20	0.44	0.21	—	—	N 50 V	100-0				
		20	—	7.95	33.10	25.81	8.18	0.67	0.22	—	6.91	N 70 V	100-50		1913		
		30	—	7.45	33.10	25.88	8.16	0.74	0.21	—	—	"	50-0		1940		2000
		40	—	6.65	33.11	26.00	8.15	0.93	0.25	—	6.43	N 100 H	0-5	1940	2000		
		50	—	6.38	33.12	26.04	8.14	0.95	0.26	—	—	N 70 B	68-0	1942	2002	KT	
		60	—	6.33	33.12	26.05	8.14	1.03	0.27	—	6.33	N 100 B					
		80	—	6.32	33.12	26.05	8.14	1.08	0.27	—	—						
100	—	6.30	33.12	26.05	8.14	1.01	0.26	—	6.30								
1900	14	0	—	9.87	33.23	25.62	8.13	0.72	—	3.4	6.36	NHP	50-0	2325			
		10	—	9.30	33.25	25.73	8.13	0.76	—	3.4	—	N 50 V	90-0				
		20	—	8.65	33.22	25.80	8.13	0.82	—	5.3	6.62	N 70 V	90-50				

Station	Position	Date	Hour	Sounding (metres)	WIND		SEA		Weather	Barometer (millibars)	Air Temp. °C.		Remarks
					Direction	Force (knots)	Direction	Force			Dry bulb	Wet bulb	
1900 <i>cont.</i>	From 49° 49' 5" S, 66° 14' 4" W to 49° 49' 4" S, 66° 14' 8" W	1936 27-28 xi											
1901	49° 48' 8" S, 66° 53' 6" W	28 xi	0243	95*	S	11	S	3	ce	1006.9	10.0	8.3	low av. S swell
1902	49° 48' S, 67° 39' 5" W 4 miles S, 32° E of Cape San Francisco de Paula Lt	28 xi	0638	47* 80*	Lt airs Lt airs	— —	— Smooth	0 —	c c	1010.0 1010.1	10.0 10.0	8.9 8.9	low av. S swell ,,
1903	53° 51' S, 67° 28' W	29 xi	1022	29*	WNW	13	WNW	3	c	988.6	10.0	7.2	mod. short N swell
1904	53° 54' 5" S, 66° 12' 7" W	29 xi	1430	84*	NW	12	NW	2	c	988.8	10.1	7.5	low av. NW swell
1905	53° 55' 4" S, 65° 06' 1" W	29 xi	1903	115*	NW	15	NW	4	c	988.6	8.6	6.9	mod. short NW swell
1906	53° 54' 6" S, 63° 58' 1" W	29-30 xi	2356	139*	W × N	8	W × N	2	bc	990.5	8.3	6.8	mod. short NW swell
1907	53° 54' 1" S, 62° 49' 9" W	30 xi	0502	521*	Calm	—	Smooth	—	c	994.4	6.8	5.6	low long W swell

Station	Age of moon (days)	HYDROLOGICAL OBSERVATIONS										BIOLOGICAL OBSERVATIONS				Remarks
		Depth (metres)	Depth by thermometer	Temp. °C.	S ‰	σ_t	pH	Mg.—atom m. ³			O ₂ c.c. litre	Gear	Depth (metres)	TIME		
								P	Nitrite N ₂	Si				From	To	
1900 <i>cont.</i>	14	30	—	7·35	33·22	26·00	8·15	0·89	—	4·2	—	N 70 V	50-0	—	2345	KT
		40	—	7·10	33·22	26·03	8·15	0·97	—	4·3	6·23	N 100 H	0-5	2353	0013	
		50	—	7·06	33·22	26·04	8·15	1·06	—	4·9	—	N 70 B	65-0	2357	0017	
		60	—	7·06	33·22	26·04	7·85	2·36	—	4·9	6·38	N 100 B				
		80	—	7·06	33·22	26·04	8·15	0·95	—	4·9	—	—				
		100	—	7·06	33·22	26·04	8·15	0·95	—	5·0	6·39	—				
1901	14	0	—	9·76	32·99	25·45	8·22	0·68	—	3·7	7·21	NHP	50-0	0250	KT	
		10	—	9·56	32·98	25·47	8·23	0·70	—	3·5	—	N 50 V	90-0	—		0310
		20	—	8·25	32·97	25·66	8·22	0·89	—	3·6	7·00	N 70 V	90-50			
		30	—	7·85	33·01	25·75	8·19	0·95	—	3·6	—	"	50-0	—		0310
		40	—	6·47	33·04	25·97	8·14	1·06	—	4·6	6·29	N 100 H	0-5	0324		0344
		50	—	6·45	33·04	25·97	8·12	1·20	—	4·6	—	N 70 B	73-0	0326		0346
		60	—	6·43	33·04	25·98	8·12	1·10	—	4·6	6·30	N 100 B				
		80	—	6·42	33·04	25·98	8·12	1·16	—	4·3	—	—				
100	—	6·39	33·04	25·98	8·12	1·16	—	5·2	6·29	—						
1902	14	0	—	8·53	32·66	25·38	8·13	1·05	0·28	—	6·41	NHP	40-0	0644	KT	
		10	—	8·47	32·66	25·39	8·13	1·10	0·29	—	—	N 50 V	40-0	—		0655
		20	—	8·44	32·66	25·39	8·13	1·18	0·28	—	6·42	N 70 V	40-0			
		30	—	8·44	32·66	25·39	8·13	1·14	0·28	—	—	N 70 B	39-0	0704		0724
		40	—	8·45	32·66	25·39	8·13	1·12	0·28	—	6·09	N 100 B				
										DC OTL	50 50-80-50	0735 0810			0737 1010	
1903	15	0	—	7·88	32·36	25·24	8·11	0·67	—	5·1	6·37	NHP	25-0	1021	KT	
		10	—	7·80	32·37	25·26	8·11	0·87	—	5·2	—	N 50 V	25-0	—		1031
		20	—	7·79	32·37	25·26	8·11	0·93	—	5·2	6·36	N 70 V	25-0			
		28	—	7·78	32·37	25·27	8·11	0·82	—	5·0	6·36	N 70 B N 100 B	19-0	1042		1102
1904	15	0	—	7·22	32·97	25·81	8·18	0·80	0·21	—	6·35	NHP	50-0	1438	KT	
		10	—	7·28	32·97	25·80	8·17	0·99	0·21	—	—	N 50 V	80-0	—		1456
		20	—	7·21	32·97	25·81	8·16	1·03	0·21	—	6·35	N 70 V	80-50			
		30	—	7·19	32·97	25·82	8·16	1·03	0·21	—	—	"	50-0	—		1456
		40	—	7·19	32·97	25·82	8·16	0·97	0·21	—	6·35	N 100 H	0-5	1505		1525
		50	—	7·20	32·97	25·81	8·16	0·89	0·21	—	—	N 70 B	63-0	1508		1528
		60	—	7·19	32·97	25·82	8·16	0·97	0·21	—	6·35	N 100 B				
		80	—	7·22	32·98	25·82	8·16	0·93	0·21	—	6·33	—				
1905	16	0	—	7·33	32·91	25·75	8·17	0·86	—	3·5	6·39	NHP	50-0	1910	KT	
		10	—	7·33	32·91	25·75	8·16	0·93	—	3·5	—	N 50 V	100-0	—		1930
		20	—	7·18	33·00	25·85	8·16	0·86	—	3·4	6·41	N 70 V	100-50			
		30	—	6·79	33·18	26·04	8·16	0·95	—	3·5	—	"	50-0	—		1930
		40	—	6·74	33·21	26·06	8·16	0·95	—	3·5	6·34	N 100 H	0-5	1935		1955
		50	—	6·68	33·22	26·08	8·16	1·03	—	3·6	—	N 70 B	109-0	1941		2001
		60	—	6·69	33·23	26·10	8·16	1·05	—	3·6	6·33	N 100 B				
		80	—	6·68	33·24	26·10	8·16	1·05	—	3·8	—	—				
100	—	6·66	33·25	26·11	8·16	1·06	—	4·0	6·34	—						
1906	16	0	—	6·95	33·47	26·24	8·17	0·93	0·21	—	6·51	NHP	50-0	0002	KT	
		10	—	6·95	33·48	26·25	8·17	0·95	0·21	—	—	N 50 V	100-0	—		0025
		20	—	6·94	33·48	26·25	8·17	1·06	0·21	—	6·50	N 70 V	100-50			
		30	—	6·78	33·49	26·28	8·16	1·10	0·21	—	—	"	50-0	—		0025
		40	—	6·38	33·62	26·44	8·15	1·12	0·21	—	6·45	N 100 H	0-5	0042		0102
		50	—	6·25	33·62	26·46	8·15	1·14	0·21	—	—	N 70 B	91-0	0046		0106
		60	—	6·24	33·62	26·46	8·15	1·06	0·21	—	6·43	N 100 B				
		80	—	6·17	33·62	26·47	8·15	1·10	0·21	—	—	—				
100	—	6·16	33·62	26·47	8·15	1·16	0·21	—	6·40	—						
140	—	6·15	33·62	26·47	8·13	1·20	0·21	—	6·42	—						
1907	16	0	—	5·51	34·06	26·89	8·17	0·72	—	2·1	6·99	NHP	50-0	0511	KT	
		10	—	5·52	34·06	26·89	8·17	0·87	—	2·1	—	N 50 V	100-0	—		0600
		20	—	5·52	34·06	26·89	8·17	1·03	—	2·1	6·99	N 70 V	500-250			
		30	—	5·51	34·06	26·89	8·17	1·12	—	2·0	—	"	250-100	—		0600
		40	—	5·44	34·06	26·90	8·17	1·05	—	1·8	6·97	"	100-50			
		50	—	5·44	34·06	26·90	8·17	0·99	—	1·7	—	"	50-0			

Station	Position	Date	Hour	Sounding (metres)	WIND		SEA		Weather	Barometer (millibars)	Air Temp. °C.		Remarks
					Direction	Force (knots)	Direction	Force			Dry bulb	Wet bulb	
1907 <i>cont.</i>	53° 54.1' S, 62° 49.9' W	1936 30 xi											
1908	53° 53.3' S, 61° 40.7' W	30 xi	1059	324*	SW × W	8	SW × W	2	bc	997.4	7.5	5.4	conf. NNW and W swells
1909	53° 53.2' S, 60° 29.9' W	30 xi	1625	132*	W × S	5	W × S	1	bc	998.4	9.7	7.1	low long SW swell
1910	53° 53.6' S, 59° 48.3' W	30 xi	2000	215*	W × N	8	W × N	2	c	998.7	6.4	5.0	low long SW swell
1911	53° 53.8' S, 59° 13.1' W	30 xi	2206	246* 259*	NW × W	8	NW × W	2	c	998.8	6.5	4.4	low long SW swell
1912	53° 54.5' S, 57° 59.6' W	1 xii	0401	877*	NW × W	15	NW × W	4	bc	997.6	6.4	5.3	low conf. SW and NW swells
1913	53° 55.2' S, 56° 45.7' W	1 xii	1014	1628*	WNW	16	WNW	4	c	996.0	8.1	6.7	low long conf. SW swell

Station	Age of moon (days)	HYDROLOGICAL OBSERVATIONS										BIOLOGICAL OBSERVATIONS				Remarks	
		Depth (metres)	Depth by thermometer	Temp. °C.	S ‰	σ _t	pH	Mg.—atom m. ³			O ₂ c.c. litre	Gear	Depth (metres)	TIME			
								P	Nitrite N ₂	Si				From	To		
1907 <i>cont.</i>	16	60	—	5.43	34.06	26.90	8.16	1.08	—	2.0	6.92	N 70 B N 100 B N 70 B N 100 B	95-0 270-180	0629	0649	KT DGP	
		80	—	5.17	34.08	26.95	8.15	1.14	—	2.0	—						
		100	—	5.05	34.09	26.97	8.16	1.18	—	3.5	6.73						
		150	—	4.58	34.10	27.03	8.12	1.43	—	7.3	6.48						
		200	—	4.33	34.14	27.09	8.10	1.58	—	9.9	6.25						
		300	—	4.23	34.14	27.11	8.11	1.58	—	11.3	6.21						
		400	—	4.15	34.15	27.13	8.09	1.60	—	13.0	6.15						
500	—	4.15	34.15	27.13	8.09	1.43	—	—	12.8	6.13							
1908	16	0	—	6.04	34.13	26.88	8.16	1.01	0.19	—	6.91	NHP	50-0	1108			
		10	—	5.92	34.11	26.88	8.16	1.05	0.19	—	—	N 50 V	100-0				
		20	—	5.75	34.09	26.88	8.16	1.12	0.19	—	6.91	N 70 V	250-100				
		30	—	5.65	34.08	26.89	8.16	1.05	0.19	—	—	—	100-50				
		40	—	5.57	34.07	26.89	8.16	1.20	0.19	—	6.82	—	50-0	—	1135		
		50	—	5.44	34.06	26.90	8.16	1.22	0.19	—	—	N 70 B	108-0	1159	1219	KT	
		60	—	4.92	34.07	26.97	8.13	1.37	0.21	—	6.62	N 100 B					
		80	—	4.84	34.08	26.99	8.12	1.41	0.21	—	—	N 70 B N 100 B					
		100	—	4.65	34.08	27.01	8.12	1.67	0.22	—	6.56	N 100 B	192-104	1159	1219	DGP	
		150	—	4.59	34.09	27.02	8.12	1.46	0.24	—	6.53						
		200	—	4.55	34.10	27.03	8.12	1.46	0.24	—	6.52						
		300	—	4.47	34.12	27.06	8.12	1.27	0.24	—	6.49						
1909	17	0	—	5.95	34.09	26.86	8.16	1.12	—	3.3	6.69	NHP	50-0	1632			
		10	—	5.66	34.08	26.89	8.17	1.12	—	4.7	—	N 50 V	100-0				
		20	—	5.55	34.08	26.91	8.17	1.12	—	5.1	6.66	N 70 V	100-50				
		30	—	5.55	34.08	26.91	8.17	1.12	—	5.3	—	—	50-0	—	1655		
		40	—	5.53	34.08	26.91	8.17	1.14	—	5.2	6.66	N 70 B	100-0	1708	1728	KT	
		50	—	5.53	34.08	26.91	8.14	1.18	—	5.1	—	N 100 B					
		60	—	5.53	34.08	26.91	8.15	1.33	—	5.2	6.67	DC	132	1730	1740		
		80	—	5.54	34.08	26.91	8.14	1.20	—	6.0	—						
		100	—	5.53	34.08	26.91	8.14	1.14	—	5.0	6.66						
130	—	5.53	34.08	26.91	8.15	1.20	—	5.0	6.66								
1910	17	0	—	5.80	—	—	—	—	—	—	—	DC	216	2015	2023		
1911	17	0	—	6.14	34.08	26.83	8.16	1.01	0.11	—	6.83	NHP	50-0	2214			
		10	—	6.12	34.09	26.84	8.16	1.18	0.11	—	—	N 50 V	100-0				
		20	—	6.07	34.09	26.84	8.16	1.20	0.11	—	6.86	N 70 V	200-100				
		30	—	5.92	34.09	26.86	8.16	1.10	0.12	—	—	—	100-50				
		40	—	5.83	34.08	26.87	8.16	1.14	0.11	—	6.86	—	50-0	—	2250		
		50	—	5.82	34.08	26.87	8.16	1.20	0.12	—	—	N 100 H	0-5	2305	2325		
		60	—	5.75	34.08	26.88	8.16	1.22	0.11	—	6.83	N 70 B	119-0	2308	2328	KT	
		80	—	5.71	34.08	26.89	8.16	1.22	0.11	—	—	N 100 B					
		100	—	5.28	34.08	26.94	8.15	1.37	0.11	—	6.66	DC	259	2345	2355		
		150	—	4.86	34.09	26.99	8.13	1.41	0.20	—	6.56						
		200	—	4.79	34.09	27.00	8.12	1.29	0.21	—	6.55						
245	—	4.72	34.10	27.01	8.12	1.41	0.23	—	6.52								
1912	17	0	—	5.85	34.09	26.87	8.15	1.16	—	2.1	6.84	NHP	50-0	0405			
		10	—	5.85	34.09	26.87	8.15	1.08	—	2.1	—	N 50 V	100-0				
		20	—	5.75	34.09	26.88	8.16	1.08	—	2.0	6.88	N 70 V	750-500				
		30	—	5.58	34.09	26.90	8.15	1.14	—	2.0	—	—	500-250				
		40	—	5.56	34.09	26.91	8.15	1.06	—	2.0	6.81	—	250-100				
		50	—	5.55	34.09	26.91	8.15	1.10	—	2.2	—	—	100-50				
		60	—	5.48	34.09	26.92	8.15	1.20	—	2.3	6.77	—	50-0	—	0505		
		80	—	5.14	34.08	26.96	8.14	1.25	—	5.6	—	N 100 H	0-5	0529	0549		
		100	—	4.79	34.09	27.00	8.13	1.39	—	7.0	6.57	N 70 B	105-0	0532	0552	KT	
		150	—	4.35	34.12	27.07	8.11	1.54	—	7.9	6.48	N 100 B					
		200	—	4.34	34.14	27.09	8.11	1.60	—	9.0	6.40	N 70 B					
		300	—	4.16	34.14	27.10	8.09	1.65	—	10.8	6.33	N 100 B	290-170	0532	0602	DGP	
		400	—	4.04	34.13	27.11	8.10	1.69	—	12.3	6.24						
		590 ¹	—	3.66	34.14	27.17	8.12	2.00	—	19.0	5.91						
		790 ¹	786	3.37	34.15	27.20	8.11	2.05	—	25.2	5.56						
1913	17	0	—	6.07	34.08	26.84	8.18	1.16	0.16	—	6.92	NHP	50-0	1020			
		10	—	6.05	34.08	26.85	8.18	1.24	0.17	—	—	N 50 V	100-0				
		20	—	6.04	34.08	26.85	8.18	1.24	0.17	—	6.92	N 70 V	1000-750				

Station	Position	Date	Hour	Sounding (metres)	WIND		SEA		Weather	Barometer (millibars)	Air Temp. °C.		Remarks
					Direction	Force (knots)	Direction	Force			Dry bulb	Wet bulb	
1913 <i>cont.</i>	53° 55' 2" S, 56° 45' 7" W	1936 1 xii											
1914	53° 50' 6" S, 55° 15' 2" W	1 xii	1800	2894*	W × S	13	W × S	4	bc	998.0	6.7	5.1	low av. W swell
1915	53° 41' 5" S, 51° 49' W	2 xii	0900	830*	W × N	15	W × N	3	c	1002.7	6.1	5.4	mod. short W swell
1916	53° 38' 2" S, 49° 19' 6" W	2 xii	2000	3958*	NNW	7	NNW	2	bc	1004.8	5.8	5.5	mod. av. W swell
1917	53° 48' 7" S, 46° 27' 7" W	3 xii	0900	3310*	NW × N	20	NW × N	4	o	1004.0	4.7	4.4	mod. av. WNW swell

Station	Age of moon (days)	HYDROLOGICAL OBSERVATIONS										BIOLOGICAL OBSERVATIONS				Remarks	
		Depth (metres)	Depth by thermometer	Temp. °C.	S	σ _t	pH	Mg.—atom m. ³			O ₂ c.c. litre	Gear	Depth (metres)	TIME			
								P	Nitrite N ₂	Si				From	To		
1913 cont.	17	30	—	5.70	34.08	26.89	8.16	1.25	0.17	—	—	N 70 V	750-500				
		40	—	5.69	34.08	26.89	8.14	1.25	0.17	—	6.83	"	500-250				
		50	—	5.65	34.08	26.89	8.14	1.29	0.17	—	—	"	250-100				
		60	—	5.56	34.08	26.91	8.14	1.33	0.16	—	6.76	"	100-50				
		80	—	5.22	34.09	26.95	8.13	1.46	0.16	—	—	"	50-0		1152		
		100	—	5.05	34.10	26.98	8.12	1.52	0.16	—	6.63	N 70 B					
		150	—	4.35	34.12	27.07	8.11	1.67	0.26	—	6.54	N 100 B	90-0	1210	1230	KT	
		200	—	4.23	34.13	27.09	8.10	1.77	0.09	—	6.43	N 70 B					
		300	—	4.06	34.13	27.11	8.09	1.90	0.00	—	6.32	N 100 B	250-160	1210	1240	DGP	
		400	—	3.84	34.14	27.14	8.09	1.96	0.00	—	6.30						
		600 ¹	601	3.62	34.14	27.17	8.16	2.03	0.00	—	5.79						
		800 ¹	—	3.35	34.21	27.25	8.12	2.15	0.00	—	5.35						
		1000 ¹	—	3.00	34.25	27.31	8.08	2.30	0.00	—	4.79						
1500 ¹	1497	2.61	34.43	27.48	8.05	2.49	0.00	—	3.89								
1914	18	0	—	5.40	34.11	26.94	8.14	1.03	—	3.8	6.80	—	—	—	—	Hydrological observations only	
		10	—	5.34	34.10	26.94	8.14	1.24	—	3.8	—						
		20	—	5.34	34.10	26.94	8.15	1.24	—	4.1	6.75						
		30	—	5.24	34.10	26.95	8.15	1.22	—	4.0	—						
		40	—	5.04	34.10	26.98	8.15	1.25	—	4.0	6.76						
		50	—	5.04	34.10	26.98	8.15	1.31	—	4.1	—						
		60	—	5.03	34.10	26.98	8.15	1.25	—	4.1	6.73						
		80	—	4.98	34.10	26.98	8.15	1.27	—	4.1	—						
		100	—	4.84	34.10	27.00	8.13	1.37	—	5.5	6.67						
		150	—	4.50	34.11	27.05	8.12	1.44	—	7.9	6.61						
		200	—	4.46	34.15	27.09	8.12	1.50	—	8.7	6.41						
		300	—	4.42	34.16	27.10	8.11	1.62	—	10.1	6.33						
		400	—	4.27	34.16	27.11	8.11	1.60	—	11.3	6.20						
		590 ²	595	3.82	34.17	27.17	8.15	1.98	—	21.8	5.59						
		790 ¹	—	3.05	34.18	27.25	8.14	2.07	—	28.6	5.47						
		990 ¹	—	2.82	34.31	27.37	8.04	2.60	—	43.5	4.71						
		1470 ¹	1471	2.45	34.53	27.58	8.01	2.45	—	68.4	3.69						
1950 ¹	—	2.33	34.61	27.65	8.02	2.45	—	78.2	3.60								
2420 ¹	2416	1.73	34.70	27.78	8.08	2.28	—	89.1	3.92								
1915	18	0	—	5.00	34.14	27.02	—	—	—	—	—	NHP	50-0	0907	0911		
													N 70 B	103-0	0951	1011	KT
													TYFB	550-350	0951	1027	DGP
													N 50 V	100-0	1048	1056	
1916	19	0	—	5.43	34.10	26.93	8.19	1.08	0.20	—	6.88	NHP	50-0	2008			
		10	—	5.40	34.10	26.93	8.19	1.12	0.21	—	—	N 50 V	100-0		2018		
		20	—	5.21	34.09	26.95	8.19	1.10	0.20	—	6.79	N 70 V	750-500	2205			
		30	—	5.11	34.09	26.96	8.18	1.06	0.20	—	—	"	500-250				
		40	—	5.05	34.09	26.97	8.17	1.14	0.20	—	6.73	"	250-100				
		50	—	5.04	34.09	26.97	8.17	1.14	0.20	—	—	"	100-50				
		60	—	4.94	34.09	26.98	8.16	1.24	0.20	—	6.71	"	50-0		2310		
		80	—	4.58	34.10	27.03	8.15	1.37	0.16	—	—	N 100 H	0-5	2327	2347		
		100	—	4.27	34.13	27.08	8.13	1.50	0.08	—	6.41	N 70 B					
		150	—	4.15	34.13	27.10	8.12	1.54	0.01	—	6.30	N 100 B	121-0	2331	2351	KT	
		200	—	4.04	34.13	27.11	8.11	1.63	0.01	—	6.24	N 70 B					
		300	—	3.78	34.14	27.14	8.11	1.73	0.00	—	6.18	N 100 B	320-180	2331	0001	DGP	
		400	—	3.43	34.16	27.20	8.06	1.81	0.00	—	5.84						
		600 ²	593	2.69	34.20	27.30	8.10	2.13	0.00	—	5.42						
		770 ²	—	2.57	34.34	27.41	8.02	2.30	0.00	—	4.56						
		990 ²	992	2.45	34.51	27.56	8.06	2.26	0.00	—	3.76						
		1470 ¹	1466	2.19	34.62	27.68	8.18	2.26	—	—	3.43						
1930 ¹	—	1.98	34.70	27.75	8.18	2.22	—	—	3.61								
2400 ¹	—	1.72	34.72	27.79	8.08	2.22	—	—	3.87								
2860 ¹	—	1.45	34.71	27.81	8.15	2.22	—	—	3.99								
3330 ¹	3329	1.26	34.70	27.81	8.09	2.22	—	—	4.10								
1917	19	0	—	3.89	34.08	27.09	—	—	—	—	—	NHP	50-0	0908			
													N 50 V	100-0		0921	
													N 100 H	0-5	1021	1041	

Station	Position	Date	Hour	Sounding (metres)	WIND		SEA		Weather	Barometer (millibars)	Air Temp. °C.		Remarks
					Direction	Force (knots)	Direction	Force			Dry bulb	Wet bulb	
1917 <i>cont.</i>	53° 48·7' S, 46° 27·7' W	1936 3 xii											
1918	53° 54·8' S, 44° 22·6' W	3 xii	2000	3190*	N × W	20	N × W	4	fe	1002·9	2·8	2·8	mod. av. WNW swell
1919	54° 02·9' S, 42° 10·8' W	4 xii	0900	2690*	E × N	16	E × N	4	omr	986·4	3·9	3·6	mod. short ENE swell
1920	54° 05·7' S, 40° 35·6' W	4 xii	2000	2520*	NW × N	10	NW × N	3	fe-c	985·9	2·9	2·9	conf. mod. av. NE and low av. NW swells
1921	Off Jason Island, South Georgia	7 xii	0731	239*	SE × E	18	SE × E	4	omr	974·9	2·3	1·8	mod. av. E swell
1922	53° 32·1' S, 37° 06·1' W	9 xii	1200	892*	NW × W	20	NW × W	4	mf	1006·9	4·9	4·4	mod. av. NW swell
1923	53° 18·8' S, 37° 04·7' W	9 xii	1423	1691*	NW × W	15	NW × W	4	bc	1006·3	5·0	4·3	mod. av. NW swell
1924	53° 06·9' S, 37° 03·8' W	9 xii	1559	2960*	NW × W	14	NW × W	4	bc	1006·5	5·1	4·4	mod. av. NW swell
1925	52° 55·8' S, 37° 03·6' W	9 xii	1732	2551*	NW × W	12	NW × W	4	bc	1007·5	5·1	4·4	mod. av. NW swell
1926	52° 46' S, 37° 04·4' W	9 xii	1911	1825*	NW × W	14	NW × W	4	bc	1007·9	4·2	3·9	mod. av. NW swell

Station	Age of moon (days)	HYDROLOGICAL OBSERVATIONS										BIOLOGICAL OBSERVATIONS				Remarks
		Depth (metres)	Depth by thermometer	Temp. °C.	S ‰	σ _t	pH	Mg.—atom m. ³			O ₂ c.c. litre	Gear	Depth (metres)	TIME		
								p	Nitrite N ₂	Si				From	To	
1917 cont.	19											N 70 B N 100 B TYFB	107-0 1400-1000	1025 1025	1045 1114	KT DGP
1918	20	0 10 20 30 40 50 60 80 100 150 200 300 400 600 ² 800 ² 990 ¹ 1490 ¹ 1990 ¹ 2490 ¹ 2990 ¹	— — — — — — — — — — — — — — 804 989 — — — — 2989	2.40 2.38 2.35 2.12 1.97 1.91 1.84 0.50 0.00 -0.50 0.20 1.56 1.84 2.02 1.93 1.84 1.50 1.03 0.70 0.56	33.98 33.98 33.98 33.97 33.97 33.97 33.99 33.99 34.00 34.07 34.22 34.43 34.52 34.66 34.69 34.71 34.73 34.72 34.72 34.71	27.15 27.15 27.15 27.16 27.17 27.18 27.20 27.29 27.32 27.40 27.48 27.57 27.62 27.72 27.74 27.78 27.82 27.84 27.86 27.87	8.16 8.16 8.16 8.15 8.14 8.14 8.13 8.10 8.09 8.05 8.01 7.94 7.93 7.98 7.97 8.07 8.10 8.04 8.09 8.13	1.48 1.52 1.44 1.62 1.54 1.65 1.69 2.00 2.00 2.15 2.28 2.47 2.47 2.41 2.41 2.26 2.24 2.30 2.26 2.30	— —	24.2 24.2 24.2 24.5 26.2 25.9 26.8 30.9 33.9 41.2 51.1 61.8 66.0 83.3 81.5 91.2 93.4 103.5 106.4 109.4	7.44 — 7.40 — 7.39 — 7.36 — 7.44 — 5.97 4.38 4.02 3.75 3.80 3.63 3.93 4.26 4.43 4.51	NHP N 50 V N 70 V " " " " " N 100 H N 70 B N 100 B N 70 B N 100 B	50-0 100-0 1000-750 750-500 500-250 250-100 100-50 50-0 0-5 96-0 260-180 260-0	2013 2215 2231 2235 2235	2251 2255 2305	KT DGP KT DGP
1919	20	0	—	3.50	34.10	27.14	—	—	—	—	—	NHP N 50 V N 100 H N 100 B TYFB	50-0 100-0 0-5 118-0 1800-1300	0906 — 1014 1018 1018	0920 1034 1038 1105	KT DGP
1920	21	0 10 20 30 40 50 60 80 100 150 200 300 400 590 ¹ 790 ¹ 990 ¹ 1470 ¹ 1950 ¹	— — — — — — — — — — — — — 596 — — — 1948	2.01 2.00 2.01 2.10 2.13 2.11 1.75 1.41 0.94 0.30 0.83 1.84 2.12 2.07 2.08 2.01 1.69 1.07	33.99 33.99 34.00 34.03 34.05 34.05 34.05 34.05 34.06 34.13 34.20 34.41 34.52 34.59 34.67 34.69 34.75 34.74	27.19 27.19 27.19 27.21 27.22 27.22 27.25 27.28 27.32 27.40 27.43 27.53 27.60 27.66 27.72 27.74 27.82 27.86	8.11 8.11 8.10 8.10 8.10 8.10 8.09 8.09 8.07 8.02 7.99 7.92 7.90 8.02 7.98 7.99 8.00 8.12	1.69 1.88 1.69 1.82 1.75 1.79 1.90 1.96 2.09 2.15 2.24 2.43 2.43 2.43 2.41 2.41 2.43 2.43	0.25 0.25 0.24 0.24 0.23 0.21 0.21 0.21 0.22 0.11 0.01 0.00 0.00 — — — — —	7.34 — 7.30 — 7.18 — 7.20 — 7.04 6.66 5.89 4.45 3.90 3.65 3.66 3.63 3.95 4.23	NHP N 50 V N 70 V " " " " " N 100 H N 70 B N 100 B N 70 B N 100 B	50-0 100-0 1000-750 750-500 500-250 250-100 100-50 50-0 0-5 135-0 370-180	2005 2147 2151 2151	2207 2211 2221	KT DGP	
1921	23	0	—	1.6	—	—	—	—	—	—	—	NHP N 50 V	50-0 100-0	0730 —	0745	
1922	25	0	—	2.4	33.90	27.08	—	—	—	—	—	NHP N 50 V	50-0 100-0	1210 —	1225	
1923	26	0	—	2.5	33.90	27.07	—	—	—	—	—	NHP N 50 V	50-0 100-0	1430 —	1440	
1924	26	0	—	2.5	33.92	27.09	—	—	—	—	—	NHP N 50 V	50-0 100-0	1607 —	1622	
1925	26	0	—	2.6	33.90	27.07	—	—	—	—	—	NHP N 50 V	50-0 100-0	1745 —	1800	
1926	26	0	—	2.7	33.92	27.08	—	—	—	—	—	NHP N 50 V	50-0 100-0	1920 —	1932	

Station	Position	Date	Hour	Sounding (metres)	WIND		SEA		Weather	Barometer (millibars)	Air Temp. °C.		Remarks
					Direction	Force (knots)	Direction	Force			Dry bulb	Wet bulb	
1927	52° 46'3" S, 37° 21'1" W	1936 9 xii	2049	2035*	NW × W	12	NW × W	4	bc	1007.2	4.1	3.6	mod. av. NW swell
1928	52° 46'9" S, 37° 38'9" W	9 xii	2235	2359*	NW × W	12	NW × W	4	bce	1007.0	4.1	3.9	mod. av. NW swell
1929	52° 47'9" S, 37° 55'8" W	10 xii	0117	3132*	NW × W	15	NW × W	4	c	1005.4	4.3	3.9	mod. av. NW swell
1930	52° 48'7" S, 38° 15'2" W	10 xii	0323	3542*	NW × W	18	NW × W	4	c	1005.7	4.4	3.8	mod. av. NW swell
1931	52° 59'4" S, 38° 16'3" W	10 xii	0454	3622*	NW × W	17	NW × W	4	bc	1004.4	4.3	3.8	mod. av. NW swell
1932	53° 09'9" S, 38° 17'3" W	10 xii	0623	3661*	NNW	17	NNW	4	bc	1004.8	4.4	3.9	mod. av. NW swell
1933	53° 20'5" S, 38° 18'3" W	10 xii	0747	3121*	NNW	18	NNW	4	c	1005.2	5.5	4.4	mod. av. NW swell
1934	53° 21'6" S, 37° 09'7" W	10 xii	1415	1918*	NNW	8	NNW	2	c	1004.9	4.2	3.6	mod. av. NW × W swell
1935	53° 31'6" S, 37° 10'8" W	10 xii	1544	1170*	NNW	7	NNW	2	c	1004.9	4.0	3.4	mod. av. NW × W swell
1935A	53° 31'6" S, 37° 11' W	10 xii	1608	1170*	N × E	9	N × E	2	c	1004.9	4.0	3.4	mod. av. WNW swell
1935B	53° 31'7" S, 37° 13'8" W	10 xii	1830	1170*	N × E	9	N × E	2	c	1003.6	3.6	3.3	mod. av. WNW swell
1935C	53° 31'7" S, 37° 13'8" W	10 xii	2100	1170*	N × E	9	N × E	2	c	1003.6	3.6	3.3	mod. av. WNW swell

Station	Age of moon (days)	HYDROLOGICAL OBSERVATIONS										BIOLOGICAL OBSERVATIONS				Remarks
		Depth (metres)	Depth by thermometer	Temp. °C.	S ‰	σ _t	pH	Mg.—atom m. ³			O ₂ c.c. litre	Gear	Depth (metres)	TIME		
								P	Nitrite N ₂	Si				From	To	
1927	26	0	—	2.1	33.91	—	—	—	—	—	—	NHP N 50 V	50-0 100-0	2055 —	2114	
1928	26	0	—	2.0	33.94	—	—	—	—	—	—	NHP N 50 V	50-0 100-0	2241 —	2300	
1929	26	0	—	2.3	33.91	—	—	—	—	—	—	NHP N 50 V	50-0 100-0	0125 —	0142	
1930	26	0	—	2.0	33.89	—	—	—	—	—	—	NHP N 50 V	50-0 100-0	0330 —	0345	
1931	26	0	—	2.1	33.97	—	—	—	—	—	—	NHP N 50 V	50-0 100-0	0450 —	0515	
1932	26	0	—	2.3	33.92	—	—	—	—	—	—	NHP N 50 V	50-0 100-0	0627 —	0644	
1933	26	0	—	2.1	33.94	—	—	—	—	—	—	NHP N 50 V	50-0 100-0	0754 —	0810	
1934	27	0	—	2.2	—	—	—	—	—	—	—	N 50 V	100-0	1420	1427	Trial net
1935	27	—	—	—	—	—	—	—	—	—	—	N 50 V	100-0	1545	1556	Trial net
1935A	27	0	—	2.48	33.90	27.08	8.31	0.63	—	3.4	8.60	NHP	50-0	1613		
		10	—	2.42	33.90	27.08	8.31	0.65	—	4.4	—	N 50 V	150-100			
		20	—	2.31	33.90	27.09	8.30	0.70	—	3.0	8.30	"	100-50			
		30	—	2.22	33.90	27.10	8.28	0.74	—	3.7	—	"	50-25			
		40	—	1.93	33.93	27.14	8.25	0.99	—	6.2	7.91	"	25-0	—	1650	
		50	—	1.75	33.95	27.17	8.22	1.16	—	7.4	—	N 100 H	0-5	1712	1732	
		60	—	1.73	33.95	27.17	8.22	1.24	—	8.1	7.75	"	30	"	"	
		80	—	1.27	33.98	27.24	8.20	1.60	—	6.3	—	"	60	"	"	
		100	—	0.42	34.02	27.32	8.10	2.15	—	28.4	7.31	"	120	"	"	
		150	—	0.14	34.07	27.37	8.05	2.28	—	41.6	6.83	"	180	"	"	KT
		200	—	0.65	34.19	27.44	8.00	2.45	—	49.7	5.76	N 70 H	0-5	1803	1813	
1935B	27	0	—	2.42	33.90	27.08	—	—	0.30	—	—	NHP	50-0	1840		
		10	—	2.42	33.90	27.08	—	—	0.29	—	—	N 50 V	150-100			
		20	—	2.37	33.90	27.08	—	—	0.29	—	—	"	100-50			
		30	—	2.24	33.90	27.09	—	—	0.29	—	—	"	50-25			
		40	—	2.08	33.91	27.12	—	—	0.30	—	—	"	25-0	—	1920	
		50	—	1.74	33.95	27.17	—	—	0.30	—	—	N 100 H	0-5	1941	2001	
		60	—	1.71	33.96	27.18	—	—	0.30	—	—	"	33	1943	2003	
		80	—	1.14	33.98	27.24	—	—	0.29	—	—	"	66	"	"	
		100	—	0.52	34.00	27.29	—	—	0.26	—	—	"	133	"	"	KT
		150	—	0.19	34.08	27.38	—	—	0.21	—	—	"	200	"	"	
		200	—	0.63	34.18	27.44	—	—	0.10	—	—	N 70 H	0-5	2030	2040	
1935C	27	0	—	2.45	33.90	27.08	8.31	0.61	—	2.6	8.49	NHP	50-0	2115		
		10	—	2.43	33.90	27.08	8.31	0.63	—	2.5	—	N 50 V	150-100			
		20	—	2.28	33.90	27.09	8.30	0.67	—	2.8	8.17	"	100-50			
		30	—	2.13	33.91	27.11	8.28	0.76	—	3.2	—	"	50-25			
		40	—	1.80	33.95	27.17	8.23	1.08	—	6.9	7.80	"	25-0	—	2153	
		50	—	1.78	33.95	27.17	8.21	1.16	—	7.3	—	N 100 H	0-5	2254	2314	
		60	—	1.76	33.96	27.18	8.21	1.18	—	7.3	7.77	"	33	"	"	
		80	—	1.22	33.99	27.25	8.19	1.60	—	6.3	—	"	66	"	"	
100	—	0.38	34.03	27.33	8.10	2.07	—	28.2	7.29	"	133	"	"	KT		
150	—	0.19	34.09	27.38	8.05	2.28	—	42.1	6.63	"	200	"	"			

Station	Position	Date	Hour	Sounding (metres)	WIND		SEA		Weather	Barometer (millibars)	Air Temp. °C.		Remarks
					Direction	Force (knots)	Direction	Force			Dry bulb	Wet bulb	
1935C <i>cont.</i>	53° 31·7' S, 37° 13·8' W	1936 10 xii											
1935D	53° 31·8' S, 37° 16·7' W	11 xii	0000	1188*	N × E	8	N × E	2	or	1000·7	2·8	2·8	mod. av. WNW swell
1935E	53° 31·8' S, 37° 19·5' W	11 xii	0400	1200*	E × N	8	E × N	3	or	998·5	2·8	2·5	mod. av. WNW swell
1935F	53° 31·9' S, 37° 22·4' W	11 xii	0800	1154*	E	12	E	3	or	998·5	2·8	2·5	mod. av. W × N swell
1935G	53° 31·9' S, 37° 22·4' W	11 xii	0930	1154*	E	12	E	3	or	998·5	2·8	2·5	mod. av. W × N swell

Station	Age of moon (days)	HYDROLOGICAL OBSERVATIONS										BIOLOGICAL OBSERVATIONS				Remarks
		Depth (metres)	Depth by thermometer	Temp. °C.	S ‰	σ _t	pH	Mg.—atom m. ³			O ₂ c.c. litre	Gear	Depth (metres)	TIME		
								P	Nitrite N ₂	Si				From	To	
1935C <i>cont.</i>	27	200	—	0.60	34.18	27.44	8.00	2.41	—	49.7	5.81	N 70 H	0-5	2345	2355	KT
												"	30	"	"	
												"	60	"	"	
												"	120	"	"	
1935D	27	0	—	2.42	33.90	27.08	—	—	0.33	—	—	N 50 V	150-100	0145		KT
		10	—	2.43	33.90	27.08	—	—	0.32	—	—	"	100-50			
		20	—	2.41	33.90	27.08	—	—	0.31	—	—	"	50-25			
		30	—	2.30	33.90	27.09	—	—	0.32	—	—	"	25-0	—	0220	
		40	—	2.10	33.90	27.11	—	—	0.32	—	—	N 100 H	0-5	0234	0254	
		50	—	1.86	33.95	27.16	—	—	0.32	—	—	"	30	0235	0255	
		60	—	1.71	33.96	27.18	—	—	0.31	—	—	"	60	"	"	
		80	—	1.31	33.98	27.23	—	—	0.31	—	—	"	120	"	"	
		100	—	0.49	34.03	27.32	—	—	0.26	—	—	"	180	"	"	
		150	—	0.12	34.08	27.38	—	—	0.19	—	—	N 70 H	0-5	0329	0339	
		200	—	0.56	34.19	27.45	—	—	0.12	—	—	"	29	"	"	
		1935E	27	0	—	2.45	33.90	27.08	8.31	0.55	—	3.0	8.38	NHP	50-0	
10	—			2.45	33.90	27.08	8.31	0.57	—	3.0	—	N 50 V	150-100			
20	—			2.44	33.90	27.08	8.31	0.59	—	3.0	8.39	"	100-50			
30	—			2.39	33.90	27.08	8.30	0.61	—	3.2	—	"	50-25			
40	—			2.10	33.90	27.11	8.28	0.72	—	3.2	7.99	"	25-0	—	0500	
50	—			1.80	33.96	27.18	8.23	0.93	—	4.6	—	N 100 H	0-5	0522	0542	
60	—			1.78	33.96	27.18	8.20	1.08	—	6.4	7.67	"	33	"	"	
80	—			1.42	33.97	27.21	8.19	1.29	—	8.9	—	"	66	"	"	
100	—			0.51	34.03	27.32	8.11	1.94	—	13.4	7.17	"	133	"	"	
150	—			0.22	34.13	27.41	8.03	2.36	—	42.6	6.42	"	200	"	"	
200	—			0.72	34.23	27.47	8.00	2.43	—	47.3	5.62	N 70 H	0-5	0615	0625	
1935F	27			0	—	2.48	33.90	27.08	—	—	0.33	—	—	NHP	50-0	0656
		10	—	2.45	33.90	27.08	—	—	0.33	—	—	N 50 V	150-100			
		20	—	2.31	33.90	27.09	—	—	0.33	—	—	"	100-50			
		30	—	1.98	33.91	27.12	—	—	0.33	—	—	"	50-25			
		40	—	1.72	33.96	27.18	—	—	0.32	—	—	"	25-0	—	0730	
		50	—	1.63	33.96	27.19	—	—	0.31	—	—	N 100 H	0-5	0748	0808	
		60	—	1.55	33.96	27.20	—	—	0.31	—	—	"	33	0749	0809	
		80	—	1.32	33.97	27.22	—	—	0.31	—	—	"	66	"	"	
		100	—	0.38	34.05	27.34	—	—	0.24	—	—	"	133	"	"	
		150	—	0.19	34.12	27.41	—	—	0.16	—	—	"	200	"	"	
		200	—	0.65	34.22	27.45	—	—	0.08	—	—	N 70 H	0-5	0848	0858	
		1935G	27	0	—	2.50	33.90	27.07	8.34	0.53	—	2.8	8.36	NHP	50-0	0930
10	—			2.48	33.90	27.08	8.34	0.53	—	3.0	—	N 50 V	150-100			
20	—			2.41	33.90	27.08	8.31	0.55	—	2.5	8.24	"	100-50			
30	—			2.29	33.91	27.10	8.30	0.59	—	2.5	—	"	50-25			
40	—			2.09	33.92	27.13	8.26	0.72	—	3.1	7.91	"	25-0	—	1005	
50	—			1.81	33.96	27.18	8.23	0.93	—	6.1	—	N 100 H	0-5	1025	1045	
60	—			1.70	33.97	27.19	8.21	1.05	—	6.2	7.68	"	33	"	"	
80	—			1.52	33.98	27.22	8.18	1.12	—	9.5	—	"	66	"	"	
100	—			0.88	33.99	27.27	8.14	1.50	—	5.6	7.30	"	133	"	"	
150	—			0.11	34.08	27.38	8.05	2.05	—	34.5	6.94	"	200	"	"	
200	—			0.60	34.19	27.43	8.00	2.15	—	42.6	5.98	N 70 H	0-5	1123	1133	
													"	30	1124	1134
											"	60	"	"		
											"	120	"	"		
											"	180(-50)	"	"		

Station	Position	Date	Hour	Sounding (metres)	WIND		SEA		Weather	Barometer (millibars)	Air Temp. °C.		Remarks
					Direction	Force (knots)	Direction	Force			Dry bulb	Wet bulb	
1935H	53° 32' S, 37° 25.2' W	1936 11 xii	1200	1097*	E × S	16	E × S	4	ors	990.7	1.1	0.8	mod. av. WNW swell
1936A	52° 56.6' S, 38° 07.1' W	14 xii	0845	3000*	W × S	20	W × S	4	c	988.9	4.4	2.9	mod. av. W swell
1936B	52° 57.5' S, 38° 03.7' W	14 xii	1200	3000*	W × S	20	W × S	4	bc	990.6	4.5	3.6	mod. av. conf. WSW swell
1936C	52° 57.4' S, 38° 01.2' W	14 xii	1600	3000*	WSW	14	WSW	3	bc	990.6	3.2	2.8	mod. av. conf. WSW swell
1936D	52° 57.4' S, 38° 01.2' W	14 xii	1755	3000*	WSW	14	WSW	3	bc	990.6	3.2	2.8	mod. av. conf. WSW swell

Station	Age of moon (days)	HYDROLOGICAL OBSERVATIONS										BIOLOGICAL OBSERVATIONS				Remarks
		Depth (metres)	Depth by thermometer	Temp. °C.	S ‰	σ _t	pH	Mg.—atom m. ³			O ₂ c.c. litre	Gear	Depth (metres)	TIME		
								P	Nitrite N ₂	Si				From	To	
1935H	27	0	—	2.48	33.90	27.08	8.34	0.57	—	2.6	8.35	NHP	50-0	1315		
		10	—	2.47	33.90	27.08	8.34	0.61	—	2.9	—	N 50 V	150-100			
		20	—	2.49	33.90	27.07	8.34	0.61	—	2.9	8.34	"	100-50			
		30	—	2.33	33.90	27.09	8.33	0.65	—	3.1	—	"	50-25			
		40	—	2.24	33.90	27.09	8.29	0.72	—	2.1	8.04	"	25-0	1350		
		50	—	2.19	33.91	27.11	8.28	0.84	—	2.5	—	N 100 H	0-5	1417	1437	
		60	—	1.82	33.96	27.18	8.23	1.03	—	3.8	7.76	"	28	"	"	
		80	—	1.45	33.98	27.22	8.19	1.39	—	12.5	—	"	56	"	"	
		100	—	0.78	34.06	27.33	8.13	1.94	—	23.2	7.44	"	113	"	"	
		150	—	0.10	34.10	27.39	8.05	2.15	—	37.5	6.90	"	170	"	"	KT
		200	—	0.52	34.20	27.45	8.00	2.32	—	46.7	5.93	N 70 H	0-5	1510	1520	
												33	"	"		
												66	"	"		
												133	"	"		
												200	"	"		KT
1936A	0	0	—	2.83	33.89	27.04	8.19	1.12	—	1.7	7.13	NHP	50-0	0845		
		10	—	2.82	33.89	27.04	8.19	1.10	—	3.8	—	N 50 V	100-0	—	0859	Trial net
		20	—	2.80	33.89	27.04	8.20	1.12	—	4.3	7.11	"	150-100	0945		
		30	—	2.80	33.89	27.04	8.20	1.18	—	2.4	—	"	100-50			
		40	—	2.80	33.89	27.04	8.20	1.18	—	2.5	7.10	"	50-25			
		50	—	2.51	33.89	27.06	8.18	1.31	—	3.3	—	"	25-0	—	1020	
		60	—	1.72	33.96	27.18	8.17	1.71	—	7.6	7.24	N 100 H	0-5	1043	1103	
		80	—	0.54	33.97	27.27	8.09	2.36	—	26.1	—	"	33	"	"	
		100	—	0.12	34.02	27.33	8.08	2.40	—	33.3	7.06	"	66	"	"	
		150	—	0.30	34.13	27.40	8.01	2.53	—	42.6	6.29	"	133	"	"	KT
		200	—	0.72	34.24	27.48	7.98	2.64	—	52.5	5.48	N 70 H	0-5	1134	1144	Failed to fish
												60	"	"		
												120	"	"		
												180	"	"		KT
												25	1204	1214	KT	
1936B	I	0	—	2.88	33.89	27.03	—	—	0.39	—	—	NHP	50-0	1246		
		10	—	2.88	33.89	27.03	—	—	0.39	—	—	N 50 V	150-100			
		20	—	2.87	33.89	27.03	—	—	0.39	—	—	"	100-50			
		30	—	2.84	33.89	27.03	—	—	0.39	—	—	"	50-25			
		40	—	2.78	33.89	27.04	—	—	0.39	—	—	"	25-0	—	1335	
		50	—	1.91	33.97	27.18	—	—	0.36	—	—	N 100 H	0-5	1400	1420	
		60	—	1.50	33.97	27.21	—	—	0.36	—	—	"	29	"	"	
		80	—	1.09	33.98	27.25	—	—	0.37	—	—	"	58	"	"	
		100	—	0.31	34.00	27.30	—	—	0.32	—	—	"	115	"	"	KT
		150	—	0.26	34.13	27.41	—	—	0.11	—	—	"	173	"	"	
		200	—	0.54	34.21	27.46	—	—	0.11	—	—	N 70 H	0-5	1447	1457	
												27	"	"		
												54	"	"		
												109	"	"		
												164	"	"		KT
1936C	I	0	—	2.90	33.89	27.03	8.19	1.05	—	2.5	7.10	NHP	50-0	1529		
		10	—	2.90	33.89	27.03	8.19	1.10	—	2.4	—	N 50 V	150-100			
		20	—	2.88	33.89	27.03	8.19	1.12	—	2.7	7.12	"	100-50			
		30	—	2.82	33.89	27.04	8.19	1.16	—	1.9	—	"	50-25			
		40	—	2.79	33.89	27.04	8.19	1.18	—	1.9	7.10	"	25-0	—	1617	
		50	—	2.11	33.96	27.15	8.18	1.41	—	5.2	—	N 100 H	0-5	1625	1645	
		60	—	1.51	33.97	27.21	8.16	1.71	—	9.4	7.28	"	26	"	"	
		80	—	0.73	33.98	27.27	8.12	2.17	—	26.4	—	"	52	"	"	
		100	—	0.21	34.02	27.33	8.07	2.28	—	30.9	7.14	"	103	"	"	
		150	—	0.22	34.13	27.41	8.02	2.40	—	41.6	6.45	"	155	"	"	KT
		200	—	0.53	34.22	27.46	7.99	2.53	—	51.1	5.73	N 70 H	0-5	1720	1730	
												27	"	"		
												54	"	"		
												109	"	"		
												164	"	"		KT
1936D	I	0	—	2.90	33.88	27.03	—	—	0.41	—	—	NHP	50-0	1756		
		10	—	2.90	33.88	27.03	—	—	0.41	—	—	N 50 V	150-100			

Station	Position	Date	Hour	Sounding (metres)	WIND		SEA		Weather	Barometer (millibars)	Air Temp. °C.		Remarks
					Direction	Force (knots)	Direction	Force			Dry bulb	Wet bulb	
1936D <i>cont.</i>	52° 57' 4" S, 38° 01' 2" W	1936 14 xii											
1936E	52° 57' S, 38° 01' 1" W	14 xii	2000	3000*	WSW	10	WSW	2	bc	990.6	3.2	2.8	mod. av. conf. WSW swell
1936F	52° 58' S, 38° 00' 4" W	14-15 xii	2243	3000*	W × S	10	W × S	3	c	989.5	2.6	2.3	low av. W × S swell
1936G	52° 58' 1" S, 38° 00' 4" W	15 xii	0105	3000*	W × S	10	W × S	3	c	989.5	2.6	2.3	low av. W × S swell
1936H	52° 58' 8" S, 37° 59' 8" W	15 xii	0400	3000*	W × S	8	W × S	2	c	989.0	3.5	2.5	low av. W × S swell

Station	Age of moon (days)	HYDROLOGICAL OBSERVATIONS										BIOLOGICAL OBSERVATIONS				Remarks
		Depth (metres)	Depth by thermometer	Temp. °C.	S ‰	σ _t	pH	Mg.—atom m. ³			O ₂ c.c. litre	Gear	Depth (metres)	TIME		
								P	Nitrite N ₂	Si				From	To	
1936D <i>cont.</i>	I	20	—	2.89	33.88	27.03	—	—	0.41	—	—	N 50 V	100-50			
		30	—	2.88	33.88	27.03	—	—	0.41	—	—	"	50-25			
		40	—	2.84	33.88	27.03	—	—	0.41	—	—	"	25-0	—	1840	
		50	—	2.79	33.88	27.04	—	—	0.41	—	—	N 100 H	0-5	1857	1917	
		60	—	2.00	33.95	27.15	—	—	0.36	—	—	"	26	"	"	
		80	—	0.87	33.96	27.24	—	—	0.36	—	—	"	52	"	"	
		100	—	0.20	33.99	27.31	—	—	0.30	—	—	"	103	"	"	
		150	—	0.19	34.11	27.40	—	—	0.12	—	—	"	155	"	"	KT
		200	—	0.90	34.19	27.43	—	—	0.10	—	—	N 70 H	0-5	1944	1954	
										"	28	"	"			
										"	56	"	"			
										"	112	"	"			
										"	170	"	"	KT		
1936E	I	0	—	2.86	33.88	27.03	8.20	0.95	—	1.6	7.12	NHP	50-0	2022		
		10	—	2.84	33.88	27.03	8.20	1.05	—	1.7	—	N 50 V	150-100			
		20	—	2.83	33.88	27.04	8.20	1.10	—	1.9	7.12	"	100-50			
		30	—	2.82	33.88	27.04	8.20	1.12	—	1.8	—	"	50-25			
		40	—	2.79	33.88	27.04	8.20	1.06	—	1.8	7.13	"	25-0	—	2055	
		50	—	2.70	33.89	27.05	8.19	1.10	—	2.1	—	N 100 H	0-5	2118	2138	
		60	—	2.00	33.94	27.14	8.18	1.67	—	6.1	7.18	"	22	"	"	
		80	—	0.66	33.96	27.25	8.10	2.20	—	23.2	—	"	44	"	"	
		100	—	0.24	34.01	27.32	8.07	2.32	—	31.4	7.07	"	86	"	"	
		150	—	0.12	34.11	27.40	8.03	2.41	—	41.6	6.52	"	133	"	"	KT
		200	—	0.80	34.24	27.48	7.96	2.53	—	51.7	5.72	N 70 H	0-5	2213	2223	
												"	33	"	"	
										"	66	"	"			
										"	132	"	"			
										"	200	"	"	KT		
1936F	I	0	—	2.80	33.88	27.04	—	—	0.39	—	—	NHP	50-0	2243		
		10	—	2.80	33.88	27.04	—	—	0.39	—	—	N 50 V	150-100			
		20	—	2.81	33.88	27.04	—	—	0.39	—	—	"	100-50			
		30	—	2.80	33.88	27.04	—	—	0.39	—	—	"	50-25			
		40	—	2.79	33.88	27.04	—	—	0.39	—	—	"	25-0	—	2321	
		50	—	2.64	33.88	27.05	—	—	0.39	—	—	N 100 H	0-5	2339	2359	
		60	—	1.46	33.96	27.20	—	—	0.39	—	—	"	28	"	"	
		80	—	0.53	33.97	27.27	—	—	0.37	—	—	"	56	"	"	
		100	—	0.21	33.97	27.29	—	—	0.36	—	—	"	112	"	"	
		150	—	0.29	34.13	27.40	—	—	0.11	—	—	"	170	"	"	Depths estimated
		200	—	0.96	34.28	27.49	—	—	0.06	—	—	N 70 H	0-5	0031	0041	
										"	28	"	"			
										"	56	"	"			
										"	112	"	"			
										"	170	"	"	KT		
1936G	I	0	—	2.80	33.88	27.04	8.19	0.95	—	3.2	7.11	NHP	50-0	0114		
		10	—	2.80	33.88	27.04	8.18	1.01	—	3.5	—	N 50 V	150-100			
		20	—	2.80	33.88	27.04	8.18	1.06	—	3.2	7.14	"	100-50			
		30	—	2.80	33.88	27.04	8.18	1.12	—	2.1	—	"	50-25			
		40	—	2.71	33.89	27.05	8.18	1.14	—	3.0	7.14	"	25-0	—	0154	
		50	—	2.60	33.90	27.07	8.18	1.16	—	4.0	—	N 100 H	0-5	0214	0234	
		60	—	1.31	33.96	27.21	8.14	1.92	—	13.5	7.20	"	29	"	"	
		80	—	0.61	33.97	27.27	8.10	2.17	—	21.6	—	"	58	"	"	
		100	—	0.42	34.02	27.32	8.06	2.26	—	27.6	7.03	"	117	"	"	
		150	—	0.10	34.10	27.39	8.05	2.24	—	34.5	7.03	"	176	"	"	KT
		200	—	0.71	34.26	27.49	7.98	2.49	—	51.7	5.60	N 70 H	0-5	0306	0316	
										"	26	"	"			
										"	52	"	"			
										"	103	"	"			
										"	155	"	"	KT		
1936H	I	0	—	2.78	33.88	27.04	—	—	0.39	—	—	NHP	50-0	0350		
		10	—	2.78	33.88	27.04	—	—	0.39	—	—	N 50 V	150-100			
		20	—	2.78	33.88	27.04	—	—	0.39	—	—	"	100-50			
		30	—	2.77	33.88	27.04	—	—	0.39	—	—	"	50-25			
		40	—	2.70	33.88	27.05	—	—	0.39	—	—	"	25-0	—	0428	

Station	Position	Date	Hour	Sounding (metres)	WIND		SEA		Weather	Barometer (millibars)	Air Temp. °C.		Remarks
					Direction	Force (knots)	Direction	Force			Dry bulb	Wet bulb	
1936H <i>cont.</i>	52° 58·8' S, 37° 59·8' W	1936 15 xii											
1936J	52° 58·8' S, 37° 59·8' W	15 xii	0553	3000*	W × S	8	W × S	2	c	989·0	3·5	2·5	low av. W × S swell
1936K	52° 58·8' S, 37° 59·8' W	15 xii	0800	3000*	W × S	6-7	W × S	2	c	989·0	3·5	2·5	low av. W swell
1937	52° 59·3' S, 38° 00·5' W	15 xii	1200	3430*	WSW	10	WSW	3	c	988·0	4·5	3·2	low av. W × S swell
			1600	—	WSW	11	WSW	3	bc	988·7	2·9	2·2	
			2000	—	W × S	10-11	W × S	2	opdq	987·9	2·5	1·9	
„	52° 59·3' S, 38° 00·5' W	16 xii	0000	—	W × S	14	W × S	3	c	987·6	2·3	1·9	low av. W × S swell
			0400	—	WSW	12	WSW	3	c	988·6	2·8	2·2	
			0800	—	WSW	16	WSW	3	c	988·6	2·8	2·2	
			1200	—	SW	19	SW	4	bc	992·5	3·6	2·4	mod. av. WSW swell
1938A	52° 59·3' S, 38° 00·5' W	16 xii	1600	3430*	S × W	14	S × W	3	c	995·1	2·8	2·2	mod. av. WSW swell
1938B	„ „	16 xii	2000	3430*	S × W	8	S × W	3	c	995·6	2·6	2·0	low short WSW swell

Station	Age of moon (days)	HYDROLOGICAL OBSERVATIONS										BIOLOGICAL OBSERVATIONS				Remarks	
		Depth (metres)	Depth by thermometer	Temp. °C.	S ‰	σ _t	pH	Mg.—atom m. ³				O ₂ c.c. litre	Gear	Depth (metres)	TIME		
								P	Nitrite N ₂	Si					From		To
1936H cont.	I	50	—	2.65	33.89	27.05	—	—	0.38	—	—	N 100 H	0-5	0437	0457	KT	
		60	—	1.41	33.96	27.21	—	—	0.36	—	—	"	27	"	"		
		80	—	1.02	34.01	27.27	—	—	0.32	—	—	"	54	"	"		
		100	—	0.57	34.01	27.30	—	—	0.25	—	—	"	109	"	"		
		150	—	0.05	34.07	27.38	—	—	0.22	—	—	"	164	"	"		
		200	—	0.64	34.23	27.46	—	—	0.09	—	—	N 70 H	0-5	0521	0531		
1936J	I	0	—	2.80	33.87	27.03	8.18	1.06	—	2.5	7.11	NHP	50-0	0607			
		10	—	2.79	33.87	27.03	8.18	1.06	—	2.9	—	N 50 V	150-100				
		20	—	2.79	33.87	27.03	8.17	1.14	—	2.5	7.12	"	100-50				
		30	—	2.78	33.87	27.03	8.17	1.10	—	2.6	—	"	50-25				
		40	—	2.74	33.87	27.03	8.17	1.06	—	2.6	7.13	"	25-0	—	0650		
		50	—	2.70	33.88	27.05	8.18	1.10	—	3.3	—	N 100 H	0-5	0704	0724		
		60	—	1.61	33.96	27.19	8.16	1.52	—	7.7	7.41	"	26	"	"		
		80	—	0.52	33.97	27.27	8.09	2.19	—	24.1	—	"	53	"	"		
		100	—	0.45	33.98	27.29	8.08	2.24	—	24.5	7.18	"	106	"	"		
		150	—	0.14	34.07	27.37	8.03	2.32	—	38.3	6.68	"	160	"	"		
		200	—	0.51	34.19	27.45	7.97	2.57	—	51.1	5.66	N 70 H	0-5	0746	0756		
		1936K	I	0	—	2.80	33.87	27.03	8.19	1.03	—	3.0	7.12	NHP	50-0	0827	
10	—			2.80	33.87	27.03	8.19	1.05	—	2.1	—	N 50 V	150-100				
20	—			2.73	33.87	27.03	8.19	1.01	—	2.6	7.14	"	100-50				
30	—			2.70	33.88	27.05	8.19	1.05	—	2.8	—	"	50-25				
40	—			2.69	33.89	27.05	8.19	0.97	—	3.3	7.15	"	25-0	—	0900		
50	—			2.50	33.90	27.07	8.17	1.16	—	4.1	—	N 100 H	0-5	0930	0950		
60	—			1.44	33.97	27.21	8.15	1.52	—	9.6	7.42	"	27	"	"		
80	—			0.84	33.97	27.25	8.11	2.09	—	18.1	—	"	54	"	"		
100	—			0.40	33.99	27.30	8.08	2.19	—	27.4	7.09	"	109	"	"		
150	—			0.18	34.08	27.38	8.01	2.24	—	39.9	6.50	"	164	"	"		
200	—			0.76	34.24	27.48	7.94	2.49	—	53.9	5.25	N 70 H	0-5	1019	1029		
1937	2			—	—	—	—	—	—	—	—	—	—	—	—	—	—
		—	—	—	—	—	—	—	—	—	—	—	—	—	—	—	
		—	—	—	—	—	—	—	—	—	—	—	—	—	—	—	
		—	—	—	—	—	—	—	—	—	—	—	—	—	—	—	
		—	—	—	—	—	—	—	—	—	—	—	—	—	—	—	
		—	—	—	—	—	—	—	—	—	—	—	—	—	—	—	
1938A	3	0	—	2.98	33.96	27.08	—	—	—	—	—	NHP	50-0	1615	—	Station worked at anchored buoy	
		10	—	2.97	33.96	27.08	—	—	—	—	—	N 50 V	100-0				
		20	—	2.55	33.96	27.12	—	—	—	—	—	N 70 V	1000-750				
		30	—	2.41	33.96	27.13	—	—	—	—	—	"	750-500				
		40	—	2.31	33.96	27.14	—	—	—	—	—	"	500-250				
		50	—	2.22	33.97	27.16	—	—	—	—	—	"	250-100				
		60	—	2.06	34.00	27.19	—	—	—	—	—	"	100-50				
		80	—	1.52	34.05	27.27	—	—	—	—	—	"	50-0	—	1805		
		100	—	0.80	34.05	27.32	—	—	—	—	—	—	—	—	—		
		150	—	0.05	34.13	27.42	—	—	—	—	—	—	—	—	—		
1938B	3	0	—	2.94	33.96	27.08	—	—	—	—	—	NHP	50-0	1902			
		10	—	2.92	33.96	27.09	—	—	—	—	—	N 50 V	100-0				
		—	—	—	—	—	—	—	—	—	—	—	—	—			

Station	Position	Date	Hour	Sounding (metres)	WIND		SEA		Weather	Barometer (millibars)	Air Temp. °C.		Remarks
					Direction	Force (knots)	Direction	Force			Dry bulb	Wet bulb	
1938B <i>cont.</i>	52° 59' 3" S, 38° 00' 5" W	1936 16 xii											
1938C	" "	16 xii	2200	3430*	S × E	4	S × E	0	c	996.5	1.8	1.2	low short WSW swell
1938D	" "	17 xii	0100	3430*	S × W	12	S × W	3	bc	1000.2	3.3	1.6	low short SW swell
1938E	" "	17 xii	0400	3430*	Lt airs	2	Smooth	1	c	1005.6	2.9	2.1	low av. conf. SW and S swells
1938F	" "	17 xii	0800	3430*	W × N	2	—	1	c	1007.5	4.9	3.3	low av. conf. SW and SSE swells

Station	Age of moon (days)	HYDROLOGICAL OBSERVATIONS										BIOLOGICAL OBSERVATIONS				Remarks
		Depth (metres)	Depth by thermometer	Temp. °C.	S ‰	σ _t	pH	Mg.—atom m. ³			O ₂ c.c. litre	Gear	Depth (metres)	TIME		
								P	Nitrite N ₂	Si				From	To	
1938B <i>cont.</i>	3	20	—	2·85	33·96	27·09	—	—	—	—	—	N 70 V	1000-750			
		30	—	2·44	33·96	27·13	—	—	—	—	—		”	750-500		
		40	—	2·34	33·96	27·14	—	—	—	—	—		”	500-250		
		50	—	2·23	33·97	27·15	—	—	—	—	—		”	250-100		
		60	—	1·86	33·98	27·19	—	—	—	—	—		”	100-50		
		80	—	1·33	34·02	27·26	—	—	—	—	—		”	50-0	—	2038
		100	—	0·79	34·06	27·33	—	—	—	—	—		—	—	—	—
		150	—	0·07	34·14	27·43	—	—	—	—	—		—	—	—	—
		200	—	0·72	34·25	27·48	—	—	—	—	—		—	—	—	—
		300	—	1·72	34·43	27·56	—	—	—	—	—		—	—	—	—
400	—	1·84	34·53	27·63	—	—	—	—	—	—	—	—	—			
1938C	3	0	—	2·97	33·94	27·06	—	—	—	—	—	NHP N 50 V N 70 V	50-0	2200		
		10	—	2·97	33·96	27·08	—	—	—	—	—		”	100-0		
		20	—	2·78	33·96	27·10	—	—	—	—	—		”	1000-750		
		30	—	2·39	33·96	27·13	—	—	—	—	—		”	750-500		
		40	—	2·30	33·96	27·14	—	—	—	—	—		”	500-250		
		50	—	2·19	33·99	27·18	—	—	—	—	—		”	250-100		
		60	—	1·70	34·00	27·21	—	—	—	—	—		”	100-50		
		80	—	1·11	34·05	27·30	—	—	—	—	—		”	50-0	—	2400
		100	—	0·42	34·09	27·37	—	—	—	—	—		—	—	—	—
		150	—	0·22	34·14	27·43	—	—	—	—	—		—	—	—	—
		200	—	1·01	34·27	27·48	—	—	—	—	—		—	—	—	—
		300	—	1·63	34·44	27·58	—	—	—	—	—		—	—	—	—
		400	—	2·02	34·59	27·67	—	—	—	—	—		—	—	—	—
		1938D	3	0	—	2·91	33·96	27·09	—	—	—		—	—	NHP N 50 V N 70 V	50-0
10	—			2·92	33·96	27·09	—	—	—	—	—	”	100-0			
20	—			2·51	33·96	27·12	—	—	—	—	—	”	1000-750			
30	—			2·41	33·96	27·13	—	—	—	—	—	”	750-500			
40	—			2·31	33·96	27·14	—	—	—	—	—	”	500-250			
50	—			2·12	33·98	27·17	—	—	—	—	—	”	250-100			
60	—			1·62	34·00	27·22	—	—	—	—	—	”	100-50			
80	—			0·79	34·06	27·33	—	—	—	—	—	”	50-0	—		0300
100	—			0·61	34·06	27·34	—	—	—	—	—	—	—	—		—
150	—			0·12	34·14	27·42	—	—	—	—	—	—	—	—		—
200	—			1·02	34·32	27·52	—	—	—	—	—	—	—	—		—
300	—			1·72	34·43	27·56	—	—	—	—	—	—	—	—		—
400	—			1·97	34·54	27·63	—	—	—	—	—	—	—	—		—
1938E	3			0	—	2·83	33·96	27·09	—	—	—	—	—	NHP N 50 V N 70 V		50-0
		10	—	2·81	33·96	27·10	—	—	—	—	—	”	100-0			
		20	—	2·70	33·96	27·11	—	—	—	—	—	”	1000-750			
		30	—	2·31	33·96	27·14	—	—	—	—	—	”	750-500			
		40	—	2·28	33·96	27·14	—	—	—	—	—	”	500-250			
		50	—	2·21	33·97	27·16	—	—	—	—	—	”	250-100			
		60	—	1·92	33·98	27·19	—	—	—	—	—	”	100-50			
		80	—	1·30	34·04	27·27	—	—	—	—	—	”	50-0		—	0630
		100	—	0·85	34·06	27·32	—	—	—	—	—	—	—		—	—
		150	—	0·12	34·14	27·42	—	—	—	—	—	—	—		—	—
		200	—	0·81	34·25	27·47	—	—	—	—	—	—	—		—	—
		300	—	1·74	34·45	27·57	—	—	—	—	—	—	—		—	—
		400	—	2·01	34·58	27·66	—	—	—	—	—	—	—		—	—
		1938F	3	0	—	2·69	33·94	27·09	—	—	—	—	—		NHP N 50 V N 70 V	50-0
10	—			2·68	33·94	27·09	—	—	—	—	—	”	100-0			
20	—			2·59	33·94	27·10	—	—	—	—	—	”	1000-750			
30	—			2·32	33·94	27·12	—	—	—	—	—	”	750-500			
40	—			2·31	33·94	27·12	—	—	—	—	—	”	500-250			
50	—			2·28	33·95	27·13	—	—	—	—	—	”	250-100			
60	—			2·12	33·95	27·14	—	—	—	—	—	”	100-50			
80	—			1·12	34·02	27·27	—	—	—	—	—	”	50-0	—		0912
100	—			0·72	34·05	27·32	—	—	—	—	—	—	—	—		—
150	—			0·21	34·14	27·42	—	—	—	—	—	—	—	—		—
200	—			1·02	34·29	27·49	—	—	—	—	—	—	—	—		—
300	—			1·81	34·45	27·56	—	—	—	—	—	—	—	—		—
400	—			2·01	34·53	27·62	—	—	—	—	—	—	—	—		—

Station	Position	Date	Hour	Sounding (metres)	WIND		SEA		Weather	Barometer (millibars)	Air Temp. °C.		Remarks
					Direction	Force (knots)	Direction	Force			Dry bulb	Wet bulb	
1938G	52° 59' 3" S, 38° 00' 5" W	1936 17 xii	1200	3430*	WNW	4	WNW	1	c	1007.7	4.2	2.7	low av. conf. S swell
1938H	„ „	17 xii	1400	3430*	WSW	7	WSW	2	c	1008.5	3.3	2.3	low av. conf. S swell
1939	2.5 miles S, 60° E of Jason Island Lt, South Georgia	20 xii	1534	250*	SW × W	28	SW × W	5	bc	993.7	8.4	5.6	mod. av. SW swell
1940	3 miles S, 60° E of Jason Island Lt, South Georgia	28 xii	1000	238*	SW × W	25	SW × W	4	cmq	988.4	4.5	2.8	mod. av. NW × W swell
1941	Leith Harbour, South Georgia	29 xii	1500	—	SW	4	SW	2	bc	1000.5	7.9	3.1	—
1942	55° 11' 7" S, 36° 12' 6" W	31 xii	0900	262*	NE × E	26	NE × E	5	c	999.4	1.7	0.7	mod. av. NE × E swell
1943	56° 03' 7" S, 38° 39' 4" W	31 xii	2000	3096*	E × N	32	E × N	6	o	991.7	0.6	0.1	heavy short ENE swell

Station	Age of moon (days)	HYDROLOGICAL OBSERVATIONS										BIOLOGICAL OBSERVATIONS				Remarks
		Depth (metres)	Depth by thermometer	Temp. °C.	S ‰	σ _t	pH	Mg.—atom m. ³			O ₂ c.c. litre	Gear	Depth (metres)	TIME		
								P	Nitrite N ₂	Si				From	To	
1938G	4	0	—	2.76	33.97	27.11	—	—	—	—	—	NHP N 50 V N 70 V " " " " " " " " " " " " " "	50-0	1005		
		10	—	2.69	33.97	27.12	—	—	—	—	—		100-0			
		20	—	2.40	33.96	27.13	—	—	—	—	—		860-720?			
		30	—	2.31	33.96	27.14	—	—	—	—	—		750-500			
		40	—	2.30	33.96	27.14	—	—	—	—	—		500-250			
		50	—	2.24	34.02	27.19	—	—	—	—	—		250-100			
		60	—	1.65	34.02	27.24	—	—	—	—	—		100-50			
		80	—	1.02	34.05	27.30	—	—	—	—	—		50-0			
		100	—	0.63	34.05	27.33	—	—	—	—	—		—			
		150	—	0.19	34.11	27.40	—	—	—	—	—		—			
		200	—	0.92	34.26	27.48	—	—	—	—	—		—			
		300	—	1.74	34.45	27.57	—	—	—	—	—		—			
		400	—	1.97	34.52	27.61	—	—	—	—	—		—			
		600 ²	—	2.00	34.66	27.72	—	—	—	—	—		—			
		800 ²	813	1.85	34.71	27.78	—	—	—	—	—		—			
		1000 ¹	997	1.73	34.73	27.80	—	—	—	—	—		—			
1500 ¹	—	1.38	34.75	27.85	—	—	—	—	—	—						
2000 ¹	—	0.89	34.71	27.85	—	—	—	—	—	—						
2490 ¹	—	0.59	34.69	27.84	—	—	—	—	—	—						
2990 ¹	2987	0.34	34.68	27.85	—	—	—	—	—	—						
1938H	4	0	—	2.98	33.96	27.08	—	—	—	—	NHP N 50 V N 70 V " " " " " " " " "	50-0	1440			
		10	—	2.72	33.96	27.10	—	—	—	—		100-0				
		20	—	2.70	33.96	27.11	—	—	—	—		750-500				
		30	—	2.63	33.96	27.11	—	—	—	—		500-250				
		40	—	2.43	33.96	27.13	—	—	—	—		250-100				
		50	—	2.29	33.96	27.14	—	—	—	—		100-50				
		60	—	2.21	33.96	27.15	—	—	—	—		50-0				
		80	—	1.52	33.98	27.22	—	—	—	—		—				
		100	—	0.41	34.05	27.34	—	—	—	—		—				
		150	—	0.22	34.14	27.42	—	—	—	—		—				
		200	—	1.02	34.30	27.50	—	—	—	—		—				
		300	—	1.81	34.48	27.59	—	—	—	—		—				
400	—	2.02	—	—	—	—	—	—	—	—						
1939	7	0	—	2.80	33.52	26.75	—	—	—	—	NHP N 50 V	50-0	1535	1600	+ 1 hour	
		100-0	—	—	—	—	—	—	—	—						
1940	14	0	—	2.30	33.72	26.95	—	—	—	—	N 50 V	100-0	0955	1005		
1941	16	—	—	—	—	—	—	—	—	—	DRS " "	38	1330	—	KT KT KT	
		22	—	—	—	—	—	—	—	—		—				
		55-22	—	—	—	—	—	—	—	—		—	1500			
1942	17	0	—	2.43	34.04	27.19	—	—	—	—	NHP N 50 V N 100 B	50-0	0908	0925 0955	KT	
100-0	—	—	—	—	—	—	—	—	—							
120-0	0935	—	—	—	—	—	—	—	—	—						
1943	18	0	—	1.85	34.10	27.28	8.16	1.06	0.26	—	7.53	NHP N 50 V N 70 V " " N 100 B	50-0	2015		
		10	—	1.85	34.10	27.28	8.16	1.06	0.26	—	—		100-0			
		20	—	1.86	34.10	27.28	8.16	1.08	0.26	—	7.50		250-100			
		30	—	1.84	34.10	27.28	8.16	1.06	0.26	—	—		100-50			
		40	—	1.61	34.15	27.35	8.16	1.10	0.26	—	7.55		50-0			
		50	—	1.13	34.16	27.38	8.14	1.29	0.26	—	—		200-100			
		60	—	1.02	34.19	27.42	8.14	1.33	0.26	—	7.33		—			
		80	—	0.62	34.20	27.45	8.09	1.54	0.24	—	—		—			
		100	—	0.21	34.25	27.51	8.04	2.03	0.22	—	6.88		—			
		150	—	0.44	34.37	27.60	7.97	2.38	0.20	—	5.46		—			
		200	—	0.81	34.44	27.63	7.96	2.51	0.14	—	5.00		—			
		300	—	1.49	34.58	27.70	7.94	2.55	0.04	—	4.23		—			
		400	—	1.14	34.59	27.73	7.98	2.45	0.01	—	4.51		—			
490 ¹	—	1.41	34.67	27.77	8.01	2.45	0.00	—	4.13	—						
980 ¹	981	1.30	34.72	27.82	8.08	2.32	—	—	4.02	—						

Station	Position	Date	Hour	Sounding (metres)	WIND		SEA		Weather	Barometer (millibars)	Air Temp. °C.		Remarks
					Direction	Force (knots)	Direction	Force			Dry bulb	Wet bulb	
1944	57° 43' 5" S, 43° 45' 2" W	1937 2 i	0900	3158*	E × N	7	E × N	3	osp	1002.8	1.7	0.3	mod. av. ENE swell
1945	58° 22' S, 45° 53' 5" W	2 i	2000	2915*	NE	5	NE	2	o	1004.6	2.0	1.1	mod. long E × N swell
1946	59° 09' 2" S, 48° 26' 6" W	3 i	0900	3873*	N × W	5	N × W	2	c	1003.8	4.4	2.8	low long ENE swell
1947	59° 59' 7" S, 50° 32' 2" W	3 i	2000	3631*	N	5	N	2	c	1002.2	2.2	1.7	low long NE swell
1948	60° 49' 4" S, 52° 40' W	4 i	0900	450* 610*	NE × N	2	NE × N	1	om	996.8	2.0	1.7	low long NE swell
1949	Esther Harbour, King George Island, South Shetlands	6 i	0800	—	E	2	Smooth	1	c	999.1	2.5	1.7	low long NE swell
1950	Lion's Rump, Penguin Island Bay, King George Island, South Shetlands	7 i	1600	—	E × N	8	E × N	2	c	999.1	3.0	0.9	low long E swell

Station	Age of moon (days)	HYDROLOGICAL OBSERVATIONS										BIOLOGICAL OBSERVATIONS				Remarks
		Depth (metres)	Depth by thermometer	Temp. °C.	S ‰	σ _t	pH	Mg.—atom m. ³			O ₂ c.c. litre	Gear	Depth (metres)	TIME		
								P	Nitrite N ₂	Si				From	To	
1944	19	0	—	2.50	34.13	27.25	—	—	—	—	—	NHP	50-0	0913		+ 3 hours
												N 50 V	100-0	—	0925	
												N 100 H	0-5	1035	1055	
												N 70 B				KT
												N 100 B	113-0	1039	1059	
												TYFB	1500-1200	1039	1127	DGP
1945	20	0	—	2.41	33.99	27.16	8.12	1.44	—	23.2	7.37	NHP	50-0	2008		
		10	—	2.41	33.99	27.16	8.12	1.48	—	23.4	—	N 50 V	100-0			
		20	—	2.40	33.99	27.16	8.12	1.46	—	24.0	7.34	N 70 V	1000-750			
		30	—	2.31	33.99	27.17	8.11	1.50	—	24.5	—	"	750-500			
		40	—	1.11	34.05	27.30	8.10	1.63	—	31.8	7.44	"	500-250			
		50	—	0.81	34.06	27.32	8.08	1.86	—	34.1	—	"	250-100			
		60	—	0.08	34.05	27.36	8.06	2.11	—	36.5	7.26	"	100-50			
		80	—	0.41	34.06	27.39	8.04	2.22	—	40.5	—	"	50-0		2155	
		100	—	0.08	34.14	27.43	8.01	2.34	—	43.8	6.39	N 100 H	0-5	2218	2238	
		150	—	1.11	34.34	27.52	7.95	2.51	—	56.5	4.93	N 70 B				KT
		200	—	1.59	34.43	27.57	7.91	2.60	—	64.2	4.31	N 100 B	105-0	2222	2242	
		300	—	1.89	34.57	27.66	7.90	2.60	—	74.4	3.87	N 70 B				DGP
		400	—	2.00	34.61	27.68	7.91	2.60	—	72.9	3.79	N 100 B	310-170	2222	2252	
		590 ²	586	1.93	34.68	27.74	7.96	2.59	—	80.8	3.87					
		790 ¹	785	1.52	34.68	27.78	8.09	2.59	—	80.8	4.02					
		990 ¹	—	1.42	34.70	27.79	8.07	2.59	—	86.3	4.12					
		1480 ¹	—	0.88	34.69	27.82	8.05	2.59	—	95.0	4.35					
		1980 ¹	—	0.54	34.69	27.84	8.09	2.59	—	105.7	4.47					
		2480 ¹	2482	0.23	34.67	27.85	8.10	2.59	—	108.7	4.58					
1946	20	0	—	2.80	34.23	27.31	—	—	—	—	—	NHP	50-0	0910		
												N 50 V	100-0	—	0923	
												N 100 H	0-5	1032	1052	
												N 70 B				KT
												N 100 B	130-0	1035	1055	
												TYFB	1700-1300	1035	1122	DGP
1947	21	0	—	1.67	34.17	27.36	8.10	2.03	0.18	—	7.35	NHP	50-0	2008		
		10	—	1.68	34.17	27.36	8.10	2.01	0.17	—	—	N 50 V	100-0			
		20	—	1.52	34.17	27.37	8.10	2.01	0.17	—	7.32	N 70 V	1000-750			
		30	—	1.21	34.21	27.42	8.09	2.01	0.17	—	—	"	750-500			
		40	—	0.91	34.24	27.47	8.05	2.24	0.16	—	6.93	"	500-250			
		50	—	0.79	34.30	27.52	8.05	2.32	0.14	—	—	"	250-100			
		60	—	0.70	34.34	27.56	8.04	2.32	0.13	—	6.44	"	100-50			
		80	—	0.62	34.38	27.60	8.01	2.36	0.11	—	—	"	50-0		2300	
		100	—	0.61	34.42	27.62	8.00	2.36	0.11	—	5.95	N 100 H	0-5	2317	2337	
		150	—	0.54	34.48	27.68	7.99	2.47	0.08	—	5.46	N 70 B				KT
		200	—	0.68	34.51	27.69	7.98	2.51	0.07	—	5.21	N 100 B	126-0	2321	2341	
		300	—	0.85	34.58	27.74	7.97	2.51	0.05	—	4.86	N 70 B				DGP
		400	—	1.41	34.67	27.77	7.94	2.59	0.00	—	4.26	N 100 B	340-150	2321	2351	
		590 ²	593	1.03	34.67	27.80	8.06	2.62	—	—	4.43					
		790 ²	—	0.57	34.66	27.82	8.05	2.62	—	—	4.73					
		990 ²	985	0.99	34.71	27.84	8.09	2.62	—	—	4.27					
		1480 ¹	1478	0.42	34.70	27.86	8.17	2.62	—	—	4.42					
		1980 ¹	—	0.13	34.68	27.86	8.09	2.62	—	—	4.67					
		2480 ¹	—	0.06	34.68	27.87	8.09	2.64	—	—	4.78					
		2980 ¹	—	0.17	34.67	27.87	8.16	2.66	—	—	4.91					
		3480 ¹	3486	0.30	34.66	27.87	8.10	2.66	—	—	5.09					
1948	21	0	—	0.88	34.43	27.62	—	—	—	—	—	NHP	50-0	0906		
												N 50 V	100-0	—	0922	
												DRR	490-610	0947	1007	
1949	23	—	—	—	—	—	—	—	—	—	—	Sh. Coll.				
1950	25	—	—	—	—	—	—	—	—	—	—	Sh. Coll.				

Station	Position	Date	Hour	Sounding (metres)	WIND		SEA		Weather	Barometer (millibars)	Air Temp. °C.		Remarks
					Direction	Force (knots)	Direction	Force			Dry bulb	Wet bulb	
1951	Penguin Island and adjoining mainland, King George Island, South Shetlands	1937 9 i	1600	—	ESE	10	ESE	2	c	1004.2	1.1	-0.7	low short ESE swell
1952	Between Penguin Island and Lion's Rump, King George Island, South Shetlands	11 i	0540	367- 383*	SE × E	20	SE × E	4	osp	1001.8	0.2	-0.3	mod. short SE × E swell
1953	Bolinder Beach, King George Island, South Shetlands	13-18 i	—	—	—	—	—	—	—	—	—	—	
1954	Admiralty Bay, King George Island, South Shetlands	21 i	—	—	Calm	—	Smooth	—	bc	998.7	4.4	2.2	no swell
1955	61° 35.1' S, 57° 23.3' W	29 i	1235	440* 366*	WSW	19	WSW	5	bc	991.7	2.8	1.8	mod. short W × S swell
1956	Narrow Island and Gibbs Island, South Shetlands	2 ii	1200	—	SSW	6	SW × W	2	bc	989.9	2.2	0.0	
1957	Off South side of Clarence Island, 7 miles East of Cape Bowles, South Shetlands	3 ii	0604 0857 1336	810* 810* 830*	SSW W × S W × S	7 9 8	SSW W × S W × S	2 2 2	bc c oms	996.6 994.8 994.8	0.0 0.1 0.1	-0.3 -0.2 -0.3	low long SW swell ,, ,,
1958	61° 17.9' S, 52° 50.8' W	5 ii	1228	832*	Lt airs	2	Smooth	—	c	993.6	0.6	0.3	low long W swell
1959	Scotia Bay Landing, South Orkney Islands	8 ii	1030	—	SSE	4	SSE	2	cm	994.0	3.6	2.6	
1960	Graptolite Island, South Orkney Islands	11 ii	1600	—	NE	9	NE	2	me	1002.2	3.3	2.9	
1961	60° 49.5' S, 45° 27.5' W	12 ii	1300	360- 340*	E	20	E	4	bc	997.8	1.7	0.3	low short E swell
1962	Borge Bay, Signy Island, South Orkney Islands	13 ii	1200	—	ESE	25	ESE	3	c	995.0	2.0	0.2	low long E swell
1963	Sandefjord Bay, Coronation Island, South Orkney Islands	14 ii	1200	—	Calm	—	ENE	2	c	1000.0	3.3	1.7	low av. E swell
1964	North Coast of Coronation Island, South Orkney Islands	15 ii	1200	—	ENE	8	ENE	2	o	1000.5	1.7	1.1	low av. E swell
1965	From 59° 53.8' S, 46° 31' W to 59° 54.6' S, 46° 30.7' W	15 ii	1800	4235*	NE NE	9 8	NE NE	2 2	bc bc	999.6 999.1	2.2 2.2	1.1 1.1	low long NE swell

Station	Age of moon (days)	HYDROLOGICAL OBSERVATIONS										BIOLOGICAL OBSERVATIONS				Remarks	
		Depth (metres)	Depth by thermometer	Temp. °C.	S	σ _t	pH	Mg.—atom m. ³			O ₂ c.c. litre	Gear	Depth (metres)	TIME			
								P	Nitrite N ₂	Si				From	To		
1951	27	—	—	—	—	—	—	—	—	—	—	Sh. Coll.					
1952	27	—	—	—	—	—	—	—	—	—	—	DRR	367-383	0600	0620		
1953	—	—	—	—	—	—	—	—	—	—	—	Sh. Coll.					
1954	—	—	—	—	—	—	—	—	—	—	—	Sh. Coll.					
1955	17	—	—	—	—	—	—	—	—	—	—	DRR	440-410	1252	1302		
1956	—	—	—	—	—	—	—	—	—	—	—	Sh. Coll.					
1957	22	—	—	—	—	—	—	—	—	—	—	DRR DLH DRR	785-767 785-810 830	0640 0935 1400	0710 1005 1430		
1958	24	—	—	—	—	—	—	—	—	—	—	DRR DLH	830 740	1300 1425	1330 1435		
1959	—	—	—	—	—	—	—	—	—	—	—	Sh. Coll.					
1960	0	—	—	—	—	—	—	—	—	—	—	Sh. Coll.					
1961	1	—	—	—	—	—	—	—	—	—	—	DRR DLH	360 340	1323 1355	1328 1420		
1962	—	—	—	—	—	—	—	—	—	—	—	Sh. Coll.					
1963	—	—	—	—	—	—	—	—	—	—	—	Sh. Coll.					
1964	—	—	—	—	—	—	—	—	—	—	—	Sh. Coll.					
1965	4-5	0	—	2.21	34.23	27.35	8.08	1.65	0.22	—	7.07	NHP	50-0	1809			
		10	—	2.14	34.23	27.36	8.08	1.65	0.21	—	—	N 50 V	100-0				
		20	—	1.83	34.23	27.38	8.09	1.79	0.20	—	7.02	N 70 V	1000-750				
		30	—	1.31	34.35	27.53	8.04	1.88	0.16	—	—	"	750-500				
		40	—	1.12	34.42	27.58	8.03	2.03	0.15	—	6.86	"	500-250				
		50	—	0.89	34.43	27.61	8.02	2.15	0.15	—	—	"	250-100				
		60	—	0.91	34.44	27.63	8.02	2.15	0.15	—	6.65	"	100-50				
		80	—	0.69	34.46	27.65	8.00	2.15	0.15	—	—	"	50-0			1945	
		100	—	0.62	34.47	27.67	7.98	2.22	0.15	—	5.87	N 100 H	0-5	2136	2156		
		150	—	0.41	34.51	27.71	7.98	2.34	0.14	—	5.79	N 70 B					
		200	—	0.35	34.55	27.75	7.97	2.36	0.14	—	5.50	N 100 B	117-0	2138	2158	KT	
		300	—	0.75	34.61	27.77	7.97	2.34	0.11	—	4.81	N 70 B					
		400	—	0.24	34.61	27.80	7.97	2.34	0.11	—	5.15	N 100 B	340-200	2138	2208	DGP	
		600 ²	—	0.09	34.64	27.84	8.06	2.45	0.03	—	4.85						
		800 ²	795	0.39	34.70	27.87	8.07	2.53	0.00	—	4.46						
		1000 ²	—	0.35	34.70	27.87	8.01	2.55	0.00	—	4.43						

Station	Position	Date	Hour	Sounding (metres)	WIND		SEA		Weather	Barometer (millibars)	Air Temp. °C.		Remarks
					Direction	Force (knots)	Direction	Force			Dry bulb	Wet bulb	
1965 <i>cont.</i>	From 59° 53' 8" S, 46° 31' W to 59° 54' 6" S, 46° 30' 7" W	1937 15 ii											
1966	59° 07' 4" S, 47° 45' 8" W	16 ii	0900	3816*	NE × N	9	NE	3	c	993.5	3.8	3.3	mod. av. NE swell
1967	58° 07' 2" S, 49° 31' 7" W	16 ii	2000	3860*	E × N	25	E × N	4	cq	987.9	4.2	3.3	low av. ENE swell
1968	57° 20' 2" S, 50° 42' 6" W	17 ii	0900	—	SE	30	SE	5	o	978.8	4.4	3.4	mod. av. SE swell
1969	56° 10' 7" S, 52° 26' 8" W	17 ii	2000	3882*	SSE	27	SSE	5	od	984.7	4.5	3.8	mod. av. conf. SE swell
1970	55° 03' S, 54° 04' 2" W	18 ii	0900	3569*	SSE	8	SSE	3	bc	997.0	4.1	1.3	mod. av. SSE swell

Station	Age of moon (days)	HYDROLOGICAL OBSERVATIONS										BIOLOGICAL OBSERVATIONS				Remarks	
		Depth (metres)	Depth by thermometer	Temp. °C.	S ‰	σ _t	pH	Mg.—atom m. ³			O ₂ c.c. litre	Gear	Depth (metres)	TIME			
								P	Nitrite N ₂	Si				From	To		
1965 cont.	4-5	1500 ²	1505	0.16	34.69	27.86	8.09	2.43	0.00	—	4.60						
		1970 ¹	1969	0.02	34.68	27.87	8.23	2.40	0.00	—	4.70						
		2460 ¹	—	-0.13	34.68	27.88	8.24	2.51	0.00	—	4.88						
		2960 ¹	—	-0.23	34.67	27.87	8.16	2.55	0.00	—	4.93						
		3450 ¹	—	-0.29	34.67	27.88	8.18	2.49	0.00	—	5.09						
		3940 ¹	3941	-0.33	34.67	27.88	8.14	2.53	0.00	—	5.15						
1966	5	0	—	3.30	34.07	27.14	—	—	—	—	—						
1967	6	0	—	5.41	33.97	26.84	8.11	1.52	—	7.4	6.69	NHP	50-0	2006			
		10	—	5.40	33.97	26.84	8.12	1.56	—	7.5	—	N 50 V	100-0				
		20	—	5.40	33.97	26.84	8.13	1.56	—	7.9	6.64	N 70 V	1000-750				
		30	—	5.14	33.96	26.86	8.12	1.71	—	7.9	—	„	750-500				
		40	—	3.30	33.96	27.05	8.12	1.75	—	14.5	6.99	„	500-250				
		50	—	1.40	33.97	27.22	8.10	2.13	—	21.5	—	„	250-100				
		60	—	0.84	33.98	27.26	8.08	2.15	—	22.2	7.29	„	100-50				
		80	—	0.24	33.99	27.31	8.09	2.15	—	27.1	—	„	50-0		2214		
		100	—	0.12	34.05	27.35	8.06	2.19	—	30.2	7.00	N 100 H	0-5	2250	2310		
		150	—	1.23	34.21	27.42	7.98	2.32	—	41.1	5.59	N 100 B	91-0	2250	2310	KT	
		200	—	1.50	34.27	27.45	7.98	2.51	—	48.9	5.09	N 70 B					
		300	—	2.15	34.44	27.54	7.91	2.57	—	58.4	4.11	N 100 B	250-180	2250	2320	DGP	
		390	—	2.24	34.52	27.59	7.91	2.66	—	68.2	3.84						
		570 ²	568	2.17	34.63	27.69	7.99	2.83	—	69.5	3.75						
		760 ²	—	2.00	34.69	27.74	8.00	2.40	—	78.3	3.77						
		960 ²	958	1.86	34.70	27.77	8.00	2.41	—	81.8	3.92						
		1160 ¹	1156	1.49	34.70	27.80	8.16	2.41	—	83.6	3.99						
		1580 ¹	—	1.23	34.70	27.82	8.17	2.41	—	92.0	4.10						
		1990 ¹	—	0.87	34.70	27.83	8.09	2.41	—	96.7	4.24						
		2410 ¹	—	0.50	34.68	27.84	8.08	2.41	—	102.0	4.51						
2820 ¹	2819	0.32	34.67	27.84	8.17	2.41	—	99.3	4.57								
1968	6	0	—	4.60	33.98	26.94	—	—	—	—	—						
1969	7	0	—	6.57	34.06	26.76	8.14	1.01	0.25	—	6.44	NHP	50-0	2010			
		10	—	6.57	34.06	26.76	8.14	1.03	0.25	—	—	N 50 V	100-0				
		20	—	6.51	34.06	26.77	8.14	1.05	0.25	—	6.39	N 70 V	1000-750				
		30	—	6.50	34.06	26.77	8.14	1.06	0.25	—	—	„	750-500				
		40	—	6.50	34.06	26.77	8.14	1.08	0.26	—	6.41	„	500-250				
		50	—	6.20	34.06	26.81	8.13	1.12	0.26	—	—	„	250-100				
		60	—	4.83	34.07	26.98	8.11	1.35	0.28	—	6.58	„	100-50				
		80	—	4.23	34.10	27.07	8.10	1.56	0.35	—	—	„	50-0		2205		
		100	—	4.00	34.12	27.11	8.09	1.60	0.34	—	6.40	N 100 H	0-5	2317	2337		
		150	—	3.33	34.08	27.15	8.07	1.69	0.24	—	6.40	N 100 B	123-0	2319	2339	KT	
		200	—	3.14	34.13	27.20	8.06	1.81	0.00	—	6.21	N 100 B	330-188	2319	2349	DGP	
		300	—	2.83	34.13	27.22	8.02	2.00	0.00	—	5.92						
		400	—	3.25	34.26	27.29	7.96	2.17	0.00	—	4.94						
		600 ²	—	2.50	34.34	27.42	7.98	2.32	—	—	4.52						
		800 ²	—	2.54	34.47	27.53	7.98	2.40	—	—	3.89						
		1000 ²	996	2.38	34.55	27.61	7.97	2.47	—	—	3.68						
		1500 ¹	1482	2.17	34.64	27.70	8.12	2.41	—	—	3.49						
		2000 ¹	—	1.86	34.70	27.76	8.12	2.22	—	—	3.75						
		2500 ¹	—	1.53	34.70	27.79	8.03	2.15	—	—	4.03						
		3000 ¹	—	1.16	34.70	27.82	8.07	2.26	—	—	4.12						
3500 ¹	3527	0.87	34.69	27.82	8.05	2.20	—	—	4.36								
1970	7	0	—	6.60	34.07	26.76	—	—	—	—	—						

Station	Position	Date	Hour	Sounding (metres)	WIND		SEA		Weather	Barometer (millibars)	Air Temp. °C.		Remarks
					Direction	Force (knots)	Direction	Force			Dry bulb	Wet bulb	
1971	51° 52.8' S, 55° 31.9' W	1937 27 ii	1800	1204*	—	0	Smooth	1	c	1015.1	7.0	4.4	low long S × E swell
1972	52° 11' S, 52° 33.7' W	28 ii	0920	3235*	Lt airs	2	—	0	bc	1013.1	7.8	5.0	low long S × W swell
1973	52° 29.2' S, 50° 22.7' W	28 ii	2000	3273*	NE × N	6	NE × N	2	bc	1011.3	6.6	4.4	low long S swell
1974	52° 58.4' S, 48° 20.4' W	1 iii	0900	2799*	N × E	21	N × E	3	cd	1004.8	6.4	5.6	mod. short N × E swell
1975	53° 23.6' S, 45° 58.6' W	1 iii	2000	2040*	N × E	25	N × E	4	or	1001.9	7.0	5.5	mod. short N × E swell

Station	Age of moon (days)	HYDROLOGICAL OBSERVATIONS										BIOLOGICAL OBSERVATIONS				Remarks		
		Depth (metres)	Depth by thermometer	Temp. °C.	S ‰	σ _t	pH	Mg.—atom m. ³			O ₂ c.c. litre	Gear	Depth (metres)	TIME				
								P	Nitrite N ₂	Si				From	To			
1971	16	0	—	7.83	34.05	26.57	8.20	0.82	—	1.2	6.24	NHP	50-0	1812				
		10	—	7.63	34.05	26.60	8.20	0.84	—	0.5	—	N 50 V	100-0					
		20	—	7.63	34.05	26.60	8.20	0.86	—	0.5	6.21	N 70 V	1000-750					
		30	—	7.62	34.05	26.60	8.19	0.84	—	0.5	—	"	750-500					
		40	—	7.62	34.05	26.60	8.19	0.84	—	0.5	6.20	"	500-250					
		50	—	7.60	34.05	26.61	8.19	0.86	—	0.7	—	"	250-100					
		60	—	6.01	34.07	26.84	8.17	0.97	—	0.8	6.53	"	100-50					
		80	—	4.60	34.09	27.02	8.14	1.18	—	1.4	—	"	50-0					
		100	—	4.12	34.10	27.08	8.12	1.25	—	2.7	6.40	N 100 H	0-5			2015		
		150	—	3.81	34.14	27.14	8.10	1.39	—	5.5	6.36	N 70 B	142-0			2034	2054	
		200	—	3.69	34.14	27.15	8.10	1.37	—	6.8	6.38	N 100 B				2037	2057	KT
		300	—	3.62	34.15	27.18	8.10	1.54	—	7.7	6.32	N 70 B	400-220			2037	2107	DGP
		400	—	3.52	34.16	27.19	8.10	1.52	—	9.4	6.18	N 100 B						
		590 ¹	585	3.78	34.16	27.16	8.19	1.63	—	14.5	5.82							
780 ¹	—	3.35	34.17	27.22	8.12	2.17	—	23.4	5.40									
980 ¹	976	2.94	34.26	27.32	8.13	2.28	—	34.7	4.88									
1972	17	0	—	7.72	34.09	26.62	—	—	—	—	—	NHP	50-0	0922				
													N 50 V	100-0		—	0930	
													N 70 B	139-0		1035	1055	KT
											N 100 B	2100-1400	1035	1117	DGP			
											TYFB							
1973	18	0	—	6.99	34.06	26.70	8.15	1.22	0.27	—	6.50	NHP	50-0	2010				
		10	—	6.50	34.06	26.77	8.15	1.22	0.26	—	—	N 50 V	100-0					
		20	—	6.30	34.06	26.79	8.16	1.35	0.26	—	6.47	N 70 V	1000-750					
		30	—	6.30	34.06	26.79	8.15	1.33	0.26	—	—	"	750-500					
		40	—	6.30	34.06	26.79	8.15	1.33	0.25	—	6.46	"	500-250					
		50	—	6.21	34.07	26.82	8.15	1.31	0.25	—	—	"	250-100					
		60	—	5.96	34.08	26.86	8.14	1.33	0.27	—	6.47	"	100-50					
		80	—	4.64	34.13	27.04	8.09	1.56	0.43	—	—	"	50-0					
		100	—	4.03	34.11	27.10	8.07	1.79	0.54	—	6.43	N 100 H	0-5			2140		
		150	—	3.61	34.13	27.15	8.07	1.79	0.00	—	6.37	N 100 B	155-0			2215	2235	
		200	—	3.39	34.13	27.17	8.05	1.79	0.00	—	6.32	N 70 B	442-200			2219	2239	KT
		300	—	3.04	34.13	27.20	8.04	1.90	0.00	—	6.09	N 100 B				2219	2249	DGP
		400	—	3.04	34.20	27.26	8.00	2.07	0.00	—	5.57	N 70 B	120-0			2301	2321	DGP
		590 ²	—	2.35	34.24	27.36	8.03	2.32	0.00	—	5.13							
		790 ²	788	2.63	34.42	27.47	8.03	2.51	0.00	—	4.11							
		990 ¹	982	2.50	34.51	27.56	8.03	2.53	0.00	—	3.71							
		1490 ¹	—	2.23	34.66	27.70	7.99	2.53	—	—	3.71							
1990 ¹	—	2.05	34.70	27.75	8.14	2.40	—	—	3.52									
2490 ¹	—	1.86	34.74	27.80	8.08	2.53	—	—	3.80									
2990 ¹	2990	1.39	34.71	27.81	8.11	2.45	—	—	4.04									
1974	18	0	—	5.80	34.06	26.86	—	—	—	—	—	NHP	50-0	0907				
													N 50 V	100-0		—	0919	
													N 70 B	116-0		1020	1040	KT
											N 100 B	1600-1000	1020	1105	DGP			
											TYFB							
1975	19	0	—	6.13	34.05	26.81	8.14	1.20	—	1.2	6.59	NHP	50-0	2012				
		10	—	6.11	34.05	26.81	8.14	1.24	—	1.2	—	N 50 V	100-0					
		20	—	6.09	34.05	26.81	8.14	1.24	—	1.2	6.58	N 70 V	1000-750					
		30	—	6.10	34.05	26.81	8.14	1.25	—	1.0	—	"	750-500					
		40	—	6.10	34.05	26.81	8.14	1.29	—	1.1	6.58	"	500-250					
		50	—	6.02	34.05	26.82	8.14	1.29	—	1.1	—	"	250-100					
		60	—	3.65	34.07	27.11	8.09	1.86	—	9.5	6.66	"	100-50					
		80	—	2.32	34.11	27.26	8.06	2.17	—	18.1	—	"	50-0					
		100	—	2.02	34.13	27.29	8.07	2.17	—	19.6	6.54	N 100 H	0-5			2155		
		150	—	1.64	34.14	27.34	8.03	2.36	—	26.4	6.28	N 70 B	109-0			2209	2229	
		200	—	1.83	34.19	27.36	8.02	2.40	—	32.1	5.80	N 100 B				2215	2235	KT
		300	—	1.54	34.24	27.43	7.98	2.49	—	38.3	5.46	N 70 B	300-180			2215	2245	DGP
		390	—	2.11	34.42	27.51	7.94	2.60	—	53.0	4.50	N 100 B						
		580 ¹	580	2.27	34.54	27.61	8.00	2.76	—	61.6	3.87							
		780 ¹	—	2.25	34.65	27.69	8.02	2.68	—	67.6	3.66							
970 ¹	—	2.14	34.69	27.73	8.04	2.72	—	73.3	3.67									
1460 ¹	1458	1.76	34.74	27.81	8.14	2.51	—	78.2	3.92									

Station	Position	Date	Hour	Sounding (metres)	WIND		SEA		Weather	Barometer (millibars)	Air Temp. °C.		Remarks
					Direction	Force (knots)	Direction	Force			Dry bulb	Wet bulb	
1976	53° 46' S, 44° 18.8' W	1937 2 iii	0900	1817*	NNE	26	NNE	5	odm	990.4	6.6	6.2	mod. short NNE swell
1977	54° 06' S, 40° 36.2' W	3 iii	0930	2684*	NW × N	9	NW × N	3	c	987.7	6.1	5.4	mod. long NNW swell
1978	54° 02.8' S, 39° 56.7' W	3 iii	1457	2081*	NW	9	NW	2	c	985.8	5.0	4.5	mod. long NNW swell
1979	54° 02.5' S, 39° 24.2' W	3 iii	1948	581*	W × S	12	W × S	3	o	985.3	4.6	4.0	mod. av. conf. NNW swell
1980	54° 02.1' S, 38° 52.1' W	4 iii	0155	197*	WNW	20	WNW	4	c	991.9	5.0	4.2	mod. av. NW swell

Station	Age of moon (days)	HYDROLOGICAL OBSERVATIONS										BIOLOGICAL OBSERVATIONS				Remarks			
		Depth (metres)	Depth by thermometer	Temp. °C.	S ‰	at	pH	Mg.—atom m. ³			O ₂ c.c. litre	Gear	Depth (metres)	TIME					
								P	Nitrite N ₂	Si				From	To				
1976	19	0	—	4.98	33.96	26.88	—	—	—	—	—	NHP N 50 V N 100 B N 100 B	50-0 100-0 100-0 270-150	0905 — 0935 0935	0920 0955 1005	KT DGP			
		1977	20	0	—	4.20	33.98	26.98	8.14	1.43	—	4.4	6.85	NHP N 50 V N 70 V	50-0 100-0 1000-750		0942		KT DGP
				10	—	4.18	33.98	26.98	8.14	1.43	—	4.9	—	„	750-500				
20	—			4.17	33.98	26.99	8.14	1.41	—	4.9	6.82	„	500-250						
30	—			4.11	33.98	26.99	8.14	1.46	—	4.9	—	„	250-100						
40	—			4.05	33.98	27.00	8.14	1.43	—	6.0	6.84	„	100-50						
50	—			3.99	33.99	27.01	8.14	1.52	—	6.3	—	„	50-0		1150				
60	—			3.68	33.99	27.04	8.14	1.52	—	6.5	6.88	„							
80	—			1.52	34.05	27.27	8.08	2.07	—	18.7	—	„							
100	—			0.88	34.06	27.32	8.05	2.20	—	24.6	6.94	N 70 B	120-0	1214	1234	KT			
150	—			0.58	34.10	27.37	8.01	2.28	—	30.9	6.55	N 100 B							
200	—			0.34	34.14	27.42	7.99	2.43	—	37.4	6.29	N 70 B	324-190	1214	1244	DGP			
300	—			1.32	34.34	27.51	7.94	2.55	—	52.2	4.96	N 100 B							
400	—			1.55	34.43	27.56	7.91	2.57	—	57.5	4.46								
590 ²	592	2.15	34.60	27.66	7.97	2.55	—	70.3	3.75										
800 ¹	795	1.99	34.67	27.73	7.99	2.49	—	70.3	3.83										
1000 ¹	—	1.89	34.70	27.77	7.97	2.49	—	78.2	3.84										
1490 ¹	—	1.46	34.73	27.82	7.98	2.49	—	87.8	4.06										
1990 ¹	—	0.99	34.72	27.84	8.06	2.53	—	94.9	4.29										
2490 ¹	2491	0.62	34.70	27.86	8.09	2.53	—	100.2	4.41										
1978	20	0	—	3.88	33.98	27.02	8.11	1.39	—	7.1	6.87	NHP N 50 V N 70 V	50-0 100-0 1000-750	1512		KT DGP			
		10	—	3.89	33.98	27.01	8.11	1.48	—	7.1	—	„	750-500						
		20	—	3.83	33.98	27.02	8.11	1.48	—	6.9	6.87	„	500-250						
		30	—	3.82	33.98	27.02	8.11	1.50	—	6.6	—	„	100-50						
		40	—	3.78	34.01	27.04	8.10	1.50	—	7.6	6.87	„	50-0						
		50	—	3.70	34.03	27.07	8.10	1.52	—	7.5	—	„	50-0		1655				
		60	—	3.51	34.03	27.09	8.10	1.60	—	7.9	6.88	„							
		80	—	1.03	34.06	27.31	8.07	2.17	—	22.5	—	„							
		100	—	0.52	34.07	27.35	8.04	2.38	—	26.6	7.00	N 70 B	114-0	1718	1738		KT		
		150	—	0.16	34.14	27.42	8.00	2.41	—	33.1	6.63	N 100 B							
		200	—	0.60	34.23	27.47	7.96	2.53	—	42.8	5.84	N 70 B	310-190	1718	1748		DGP		
		300	—	1.91	34.46	27.57	7.88	2.59	—	59.4	4.23	N 100 B							
		400	—	1.95	34.55	27.64	7.88	2.59	—	66.3	3.99								
590 ¹	587	1.97	34.65	27.71	7.97	2.59	—	—	3.82										
790 ¹	—	1.95	34.72	27.77	8.00	2.59	—	79.9	3.80										
990 ¹	—	1.76	34.72	27.79	8.05	2.57	—	81.8	3.91										
1480 ¹	—	1.17	34.74	27.85	8.12	2.57	—	90.1	4.10										
1970 ¹	1974	0.79	34.73	27.86	8.03	2.57	—	94.9	4.30										
1979	21	0	—	3.56	33.95	27.02	8.21	0.95	—	1.8	7.64	NHP N 50 V N 70 V	50-0 100-0 500-250	2006		KT DGP			
		10	—	3.50	33.95	27.02	8.21	1.10	—	1.9	—	„	250-100						
		20	—	3.47	33.96	27.04	8.21	1.10	—	2.1	7.40	„	100-50		2120				
		30	—	3.43	33.96	27.04	8.21	1.12	—	2.3	—	„	0-5	2140	2200				
		40	—	3.40	33.96	27.04	8.18	1.12	—	2.4	7.37	„							
		50	—	2.80	33.96	27.10	8.15	1.33	—	6.3	—	N 100 H							
		60	—	2.12	34.02	27.20	8.09	1.69	—	12.1	6.90	N 70 B	106-0	2142	2202		KT		
		80	—	1.72	34.03	27.24	8.08	2.05	—	15.8	—	N 100 B							
		100	—	1.42	34.04	27.26	8.05	2.09	—	19.7	6.69	N 70 B	260-160	2142	2212		DGP		
		150	—	0.80	34.14	27.39	7.99	2.41	—	29.4	6.25	N 100 B							
		200	—	0.92	34.23	27.46	7.94	2.60	—	39.2	5.52								
		300	—	1.54	34.41	27.55	7.90	2.74	—	58.4	4.48								
		400	—	1.74	34.49	27.60	7.89	2.83	—	59.4	4.19								
550 ¹	550	1.94	34.61	27.69	7.98	2.85	—	61.6	3.83										
1980	21	0	—	3.70	33.93	26.98	8.12	1.43	—	4.2	6.83	NHP N 50 V N 70 V	50-0 100-0 150-100	0205		KT			
		10	—	3.57	33.93	27.00	8.13	1.48	—	4.1	—	„	100-50						
		20	—	3.42	33.93	27.01	8.12	1.48	—	4.5	6.93	„	50-0		0240				
		30	—	3.30	33.93	27.02	8.11	1.65	—	4.4	—	„	0-5	0250	0310				
		40	—	3.10	33.93	27.04	8.11	1.65	—	4.7	6.95	„							
		50	—	2.77	33.93	27.07	8.11	1.75	—	6.5	—	N 100 H							
		60	—	2.43	33.94	27.11	8.10	1.86	—	9.2	6.86	N 70 B	133-0	0253	0313				
		80	—	1.73	34.01	27.22	8.06	2.19	—	14.3	—	N 100 B							
		100	—	1.09	34.04	27.29	8.03	2.30	—	21.1	6.72								

Station	Position	Date	Hour	Sounding (metres)	WIND		SEA		Weather	Barometer (millibars)	Air Temp. °C.		Remarks
					Direction	Force (knots)	Direction	Force			Dry bulb	Wet bulb	
1980 <i>cont.</i>	54° 02.1' S, 38° 52.1' W	1937 4 iii											
1981	52° 49.7' S, 36° 56.5' W	4 iii	1340	1991*	NW × W	20	NW × W	4	bc	1001.4	6.7	5.7	mod. av. NW swell
1982	53° 07.5' S, 37° 00.5' W	4 iii	1833	2704*	NW × N	21	NW × N	4	bc	1001.0	5.7	5.1	mod. av. NW swell
1983	53° 24.7' S, 36° 58.5' W	5 iii	0100	1463*	NW × N	24	NW × N	5	op	997.6	5.8	5.6	mod. av. NW swell
1984	53° 45' S, 36° 58.5' W	5 iii	0554	137*	NNW	23	NNW	5	or	995.3	5.6	5.3	mod. av. NW swell

Station	Age of moon (days)	HYDROLOGICAL OBSERVATIONS										BIOLOGICAL OBSERVATIONS				Remarks	
		Depth (metres)	Depth by thermometer	Temp. °C.	S ‰	σ _t	pH	Mg.—atom m. ³			O ₂ c.c. litre	Gear	Depth (metres)	TIME			
								P	Nitrite N ₂	Si				From	To		
1980 cont.	21	150	—	0.51	34.11	27.38	7.98	2.57	—	31.8	6.35						
		190	—	0.42	34.11	27.39	7.94	2.59	—	35.7	6.07						
1981	21	0	—	3.72	33.95	27.00	8.15	1.01	0.31	—	7.13	NHP	50-0	1345			
		10	—	3.67	33.95	27.01	8.15	1.01	0.31	—	—	N 50 V	100-0				
		20	—	3.63	33.95	27.01	8.15	1.03	0.31	—	7.12	N 70 V	1000-750				
		30	—	3.60	33.95	27.01	8.15	1.05	0.31	—	—	"	750-500				
		40	—	3.55	33.95	27.02	8.15	1.14	0.31	—	7.07	"	500-250				
		50	—	3.47	33.96	27.04	8.15	1.14	0.34	—	—	"	250-100				
		60	—	3.01	33.98	27.10	8.13	1.37	0.32	—	6.92	"	100-50				
		80	—	2.01	34.03	27.22	8.06	2.05	0.30	—	—	"	50-0	1535			
		100	—	1.32	34.06	27.29	8.01	2.19	0.17	—	6.50	N 70 B	103-0	1553	1613	KT	
		150	—	1.08	34.17	27.40	7.98	2.28	0.00	—	5.95	N 100 B					
		200	—	1.23	34.23	27.44	7.94	2.40	0.00	—	5.44	N 70 B					
		300	—	1.65	34.43	27.57	7.89	2.49	0.00	—	4.49	N 100 B	290-170	1553	1623	DGP	
		400	—	1.95	34.55	27.64	7.88	2.49	0.00	—	4.02						
		600 ¹	592	2.00	34.64	27.71	8.03	2.40	—	—	3.81						
800 ¹	—	1.74	34.72	27.79	8.01	2.40	—	—	3.92								
1000 ¹	—	1.58	34.73	27.81	8.08	2.36	—	—	3.97								
1500 ¹	1510	1.31	34.73	27.83	8.02	2.36	—	—	4.14								
1982	22	0	—	3.40	33.97	27.05	8.16	1.08	0.35	—	7.29	NHP	50-0	1844			
		10	—	3.39	33.97	27.05	8.16	1.10	0.35	—	—	N 50 V	100-0				
		20	—	3.39	33.97	27.05	8.16	1.20	0.34	—	7.30	N 70 V	1000-750				
		30	—	3.36	33.97	27.06	8.16	1.27	0.35	—	—	"	750-500				
		40	—	3.34	33.97	27.06	8.15	1.22	0.35	—	7.29	"	500-250				
		50	—	3.17	33.98	27.08	8.14	1.39	0.34	—	—	"	250-100				
		60	—	2.85	34.00	27.12	8.11	1.58	0.31	—	7.02	"	100-50				
		80	—	1.83	34.04	27.23	8.08	2.15	0.30	—	—	"	50-0	—	2030		
		100	—	2.01	34.04	27.22	8.09	1.65	0.34	—	7.15	N 100 H	0 5	2048	2108		
		150	—	0.35	34.19	27.46	7.98	2.47	0.04	—	6.11	N 70 B					
		200	—	0.98	34.31	27.51	7.92	2.60	0.00	—	5.28	N 100 B	128 0	2058	2118	KT	
		300	—	1.56	34.43	27.57	7.88	2.72	0.00	—	4.40	N 70 B					
		400	—	1.94	34.56	27.64	7.87	2.76	0.00	—	3.96	N 100 B	340 180	2058	2128	DGP	
		590 ²	588	1.94	34.61	27.69	7.94	2.76	—	—	3.86						
		790 ¹	791	1.86	34.70	27.77	7.99	2.74	—	—	3.80						
		990 ¹	—	1.74	34.73	27.80	8.04	2.68	—	—	3.94						
1480 ¹	—	1.45	34.74	27.83	8.10	2.66	—	—	3.86								
1980 ¹	—	0.98	34.72	27.84	8.07	2.76	—	—	4.16								
2470 ¹	2469	0.69	34.70	27.85	8.17	2.76	—	—	4.36								
1983	22	0	—	3.77	33.95	27.00	8.14	1.20	0.31	—	6.99	NHP	50-0	0115			
		10	—	3.77	33.95	27.00	8.14	1.31	0.31	—	—	N 50 V	100-0				
		20	—	3.75	33.95	27.00	8.14	1.29	0.30	—	7.00	N 70 V	1000-750				
		30	—	3.74	33.95	27.00	8.14	1.29	0.31	—	—	"	750-500				
		40	—	3.73	33.95	27.00	8.14	1.33	0.31	—	6.99	"	500-250				
		50	—	3.72	33.95	27.00	8.14	1.33	0.31	—	—	"	250-100				
		60	—	3.59	33.95	27.01	8.14	1.35	0.31	—	6.90	"	100-50				
		80	—	2.13	34.00	27.18	8.10	2.11	0.34	—	—	"	50-0	—	0300		
		100	—	0.67	34.07	27.34	8.04	2.40	0.24	—	6.83	N 100 H	0-5	0323	0343		
		150	—	0.52	34.16	27.42	7.98	2.55	0.01	—	6.21	N 70 B					
		200	—	1.02	34.23	27.45	7.93	2.68	0.00	—	5.39	N 100 B	95-0	0326	0346	KT	
		300	—	1.44	34.41	27.56	7.89	2.76	0.00	—	4.55	N 70 B					
400	—	1.85	34.54	27.64	7.87	2.78	0.00	—	4.05	N 100 B	230-110	0326	0356	DGP			
590 ¹	578	1.98	34.65	27.71	7.99	2.76	—	—	3.78								
790 ¹	—	1.94	34.71	27.77	7.99	2.68	—	—	3.71								
990 ¹	993	1.77	34.71	27.79	8.07	2.68	—	—	3.83								
1984	22	0	—	3.61	33.88	26.96	8.17	1.10	0.38	—	7.09	NHP	50 0	0600			
		10	—	3.61	33.88	26.96	8.17	1.06	0.37	—	—	N 50 V	100 0				
		20	—	3.61	33.88	26.96	8.17	1.08	0.38	—	7.08	N 70 V	100 50				
		30	—	3.60	33.88	26.96	8.16	1.10	0.39	—	—	"	50 0	—	0620		
		40	—	2.80	33.94	27.08	8.11	1.52	0.37	—	6.91	N 100 H	0 5	0632	0652		
		50	—	2.55	33.96	27.12	8.08	1.73	0.36	—	—	N 70 B					
		60	—	1.44	34.05	27.27	8.01	2.28	0.25	—	6.61	N 100 B	104 0	0637	0657	KT	
		80	—	0.92	34.09	27.34	7.98	2.40	0.16	—	—						
100	—	0.82	34.11	27.36	7.97	2.43	0.11	—	6.25								

Station	Position	Date	Hour	Sounding (metres)	WIND		SEA		Weather	Barometer (millibars)	Air Temp. °C.		Remarks
					Direction	Force (knots)	Direction	Force			Dry bulb	Wet bulb	
1985	2.4 miles E of Jason Island Lt, South Georgia	1937 8 iii	0754	270*	Lt airs	2	—	0	bc	1004.9	5.5	4.2	low long N × E swell
1986	54° 23.7' S, 35° 31.5' W	9 iii	0400	265*	NE × E	18	NE × E	4	ors	997.1	1.1	1.1	low short E swell
1987	54° 24.6' S, 34° 55.8' W	9 iii	0809	929*	ENE	17	ENE	4	oe	999.7	2.0	1.7	low av. E swell
1988	54° 26.6' S, 34° 18.9' W	9 iii	1304	3191*	ENE	15	ENE	4	oe	1004.0	1.9	1.8	low av. E swell
1989	55° 53.2' S, 32° 46.8' W	10 iii	0900	3160*	NNE	12	NNE	3	fe	1011.4	2.8	2.7	low long NE swell
1990	57° 02.2' S, 31° 28.5' W	10 iii	2000	3202*	N × W	21	N × W	4	ome	1005.7	3.3	3.3	mod. av. conf. N × W swell

Station	Age of moon (days)	HYDROLOGICAL OBSERVATIONS										BIOLOGICAL OBSERVATIONS				Remarks
		Depth (metres)	Depth by thermometer	Temp. °C.	S ‰	σ _t	pH	Mg.—atom m. ³			O ₂ c.c. litre	Gear	Depth (metres)	TIME		
								P	Nitrite N ₂	Si				From	To	
1985	25	0	—	3.63	33.71	26.82	—	—	—	—	—	N 50 V	100-0	0800	0815	
1986	26	0	—	3.40	33.86	26.95	8.15	1.46	—	5.6	6.86	NHP	50-0	0404		
		10	—	3.40	33.86	26.95	8.16	1.46	—	5.7	—	N 50 V	100-0			
		20	—	3.39	33.86	26.96	8.17	1.48	—	5.7	6.85	N 70 V	200-100			
		30	—	3.32	33.86	26.96	8.16	1.54	—	5.7	—	"	100-50			
		40	—	3.20	33.87	26.98	8.16	1.50	—	5.8	6.83	"	50-0			
		50	—	3.10	33.87	27.00	8.15	1.52	—	6.0	—	N 70 B	173-0	0457		0517
		60	—	2.89	33.93	27.06	8.15	1.60	—	8.4	6.77	N 100 B				
		80	—	2.43	33.96	27.13	8.13	1.81	—	13.7	—					
		100	—	2.21	34.01	27.19	8.10	1.94	—	19.2	6.51					
		150	—	1.50	34.09	27.30	8.05	2.28	—	30.6	6.13					
		200	—	0.97	34.15	27.39	7.99	2.47	—	35.0	6.01					
1987	26	0	—	3.41	33.97	27.05	8.14	1.43	—	7.5	6.93	NHP	50-0	0818		
		10	—	3.41	33.97	27.05	8.14	1.46	—	7.6	—	N 50 V	100-0			
		20	—	3.40	33.97	27.05	8.14	1.50	—	7.6	6.92	N 70 V	750-500			
		30	—	3.40	33.97	27.05	8.13	1.56	—	7.5	—	"	500-250			
		40	—	3.40	33.97	27.05	8.13	1.54	—	7.5	6.92	"	250-100			
		50	—	3.39	33.97	27.05	8.13	1.60	—	7.8	—	"	100-50			
		60	—	2.24	34.02	27.19	8.11	1.94	—	16.1	7.00	"	50-0	—		0932
		80	—	0.82	34.04	27.30	8.08	2.20	—	26.6	—	N 70 B	137-0			
		100	—	0.11	34.09	27.38	8.04	2.32	—	32.8	6.87	N 100 B				0958
		150	—	0.12	34.17	27.45	7.98	2.57	—	42.3	6.23	N 70 B	400-210	0958		1028
		200	—	0.84	34.28	27.50	7.95	2.62	—	53.0	5.36	N 100 B				
		300	—	1.71	34.47	27.59	7.89	2.76	—	63.9	4.27					
		390	—	1.94	34.57	27.65	7.89	2.76	—	68.9	3.91					
		580 ¹	—	1.99	34.64	27.71	7.96	2.78	—	74.8	3.80					
780 ¹	776	1.68	34.67	27.75	8.01	2.76	—	74.8	3.93							
1988	26	0	—	2.74	34.05	27.17	8.13	1.41	—	9.6	6.99	NHP	50-0	1313		
		10	—	2.74	34.05	27.17	8.13	1.46	—	10.5	—	N 50 V	100-0			
		20	—	2.74	34.05	27.17	8.13	1.48	—	10.7	7.00	N 70 V	1000-750			
		30	—	2.74	34.05	27.17	8.13	1.50	—	11.3	—	"	750-500			
		40	—	2.74	34.05	27.17	8.13	1.54	—	11.9	7.05	"	500-250			
		50	—	2.72	34.05	27.17	8.13	1.60	—	11.9	—	"	250-100			
		60	—	2.63	34.06	27.19	8.13	1.60	—	11.9	6.99	"	100-50			
		80	—	1.12	34.12	27.35	8.06	2.07	—	26.6	—	"	50-0	—		1535
		100	—	0.52	34.21	27.46	8.02	2.20	—	36.6	6.62	N 70 B	109-0			
		150	—	0.43	34.32	27.56	7.96	2.47	—	48.4	5.88	N 100 B				1551
		200	—	0.99	34.44	27.62	7.94	2.60	—	62.7	4.91	N 70 B	348-202	1551		1621
		300	—	1.60	34.60	27.70	7.91	2.60	—	70.3	4.17	N 100 B				
		400	—	1.71	34.64	27.73	7.92	2.57	—	74.8	4.04					
		600 ²	—	1.71	34.70	27.77	7.94	2.57	—	78.2	4.00					
		800 ²	797	1.65	34.73	27.81	8.00	2.57	—	83.7	3.98					
		980 ¹	980	1.43	34.73	27.82	8.10	2.59	—	87.8	4.07					
		1480 ¹	—	0.95	34.72	27.84	8.07	2.66	—	97.5	4.33					
1970 ¹	—	0.60	34.71	27.87	8.04	2.66	—	103.0	4.50							
2460 ¹	—	0.39	34.70	27.86	8.04	2.66	—	103.0	4.64							
2960 ¹	2957	0.22	34.69	27.86	8.11	2.76	—	103.0	4.60							
1989	27	0	—	2.78	34.13	27.23	—	—	—	—	TYFB	1500-1200	0959	1029	DGP	
1990	28	0	—	2.47	34.10	27.23	8.12	1.60	0.31	—	7.08	NHP	50-0	2009		
		10	—	2.43	34.10	27.24	8.12	1.62	0.31	—	—	N 50 V	100-0			
		20	—	2.42	34.10	27.24	8.12	1.62	0.31	—	7.04	N 70 V	1000-750			
		30	—	2.42	34.10	27.24	8.12	1.60	0.31	—	—	"	750-500			
		40	—	2.42	34.10	27.24	8.12	1.67	0.31	—	7.04	"	500-250			
		50	—	2.41	34.10	27.24	8.12	1.54	0.31	—	—	"	250-100			
		60	—	2.35	34.11	27.25	8.12	1.56	0.31	—	7.02	"	100-50			
		80	—	0.82	34.21	27.44	8.04	2.15	0.43	—	—	"	50-0	—		2243
		100	—	0.42	34.27	27.52	7.99	2.40	0.41	—	6.37	N 100 H	0-5			
		150	—	0.24	34.40	27.63	7.94	2.53	0.11	—	5.68	N 70 B	96-0	2305		2325
		200	—	0.92	34.48	27.66	7.93	2.68	0.00	—	4.80	N 100 B				
300	—	1.40	34.62	27.74	7.92	2.68	0.00	—	4.30	N 70 B	270-160	2305	2335	DGP		

Station	Position	Date	Hour	Sounding (metres)	WIND		SEA		Weather	Barometer (millibars)	Air Temp. °C.		Remarks
					Direction	Force (knots)	Direction	Force			Dry bulb	Wet bulb	
1990 <i>cont.</i>	57° 02' 2" S, 31° 28' 5" W	1937 10 iii											
1991	57° 54' 7" S, 30° 25' 6" W	11 iii	0900	3183*	WNW	19	WNW	4	oe	1000.9	2.2	2.2	mod. av. NW swell
1992	58° 49' 5" S, 29° 07' 4" W	11 iii	2000	3238*	W	25	W	5	oe	998.6	2.2	1.8	mod. av. WNW swell
1993	59° 37' 7" S, 27° 52' 8" W	12 iii	0900	1419*	W × N	18	W × N	4	csp	992.5	1.4	1.1	mod. av. WNW swell
1994	60° 35' 6" S, 26° 40' 4" W	12 iii	2000	3586*	SW × W	26	SW × W	5	osp	994.9	-0.3	-0.7	mod. av. W × S swell
1995	61° 21' 1" S, 25° 49' 2" W	13 iii	0900	3869*	NW	7	NW	3	om	993.5	-0.5	-0.5	mod. av. W × N swell
1996	62° 32' 5" S, 24° 32' W	13 iii	2000	5031*	NE × E	16	NE × E	3	s	978.5	-0.5	-0.5	low av. conf. N swell

Station	Age of moon (days)	HYDROLOGICAL OBSERVATIONS										BIOLOGICAL OBSERVATIONS				Remarks	
		Depth (metres)	Depth by thermometer	Temp. °C.	S ‰	σ _t	pH	Mg.—atom m. ³			O ₂ c.c. litre	Gear	Depth (metres)	TIME			
								P	Nitrite N ₂	Si				From	To		
1990 <i>cont.</i>	28	400	—	1.47	34.65	27.75	7.93	2.68	0.00	—	4.24	N 100 B	270-160(-0)	2305	2340	DGP	
		590 ²	—	1.57	34.72	27.80	7.96	2.68	—	—	4.08						
		790 ²	791	1.32	34.72	27.82	7.96	2.66	—	—	4.19						
		990 ¹	994	1.06	34.72	27.84	8.04	2.66	—	—	4.32						
		1490 ¹	—	0.66	34.72	27.86	8.04	2.66	—	—	4.36						
		1990 ¹	—	0.38	34.71	27.88	8.02	2.66	—	—	4.54						
		2490 ¹	—	0.16	34.70	27.88	8.04	2.66	—	—	4.70						
		2980 ¹	2983	-0.03	34.70	27.88	8.22	2.66	—	—	4.69						
1991	28	0	—	1.88	34.11	27.29	—	—	—	—	TYFB	1500-1000	0957	1045	DGP		
1992	29	0	—	1.27	34.02	27.26	8.16	1.52	0.34	—	7.29	NHP	50-0	2014	KT DGP		
		10	—	1.21	34.02	27.27	8.16	1.50	0.35	—	—	N 50 V	100-0	—		2026	
		20	—	1.22	34.02	27.27	8.16	1.44	0.35	—	7.32	N 100 H	0-5	2302		2322	
		30	—	1.22	34.02	27.27	8.16	1.50	0.34	—	—	N 100 B	119-0	2306		2326	
		40	—	1.22	34.02	27.27	8.16	1.50	0.35	—	7.30	N 100 B	330-158	2306		2336	
		50	—	1.12	34.02	27.27	8.16	1.54	0.35	—	—	—	—	—		—	—
		60	—	0.59	34.07	27.35	8.13	1.77	0.34	—	7.29	—	—	—		—	—
		80	—	0.52	34.12	27.39	8.06	2.19	0.32	—	—	—	—	—		—	—
		100	—	-0.99	34.20	27.52	8.05	2.30	0.31	—	7.07	—	—	—		—	—
		150	—	-0.98	34.36	27.65	8.00	2.36	0.10	—	6.16	—	—	—		—	—
		200	—	-0.16	34.54	27.77	7.98	2.47	0.06	—	5.16	—	—	—		—	—
		300	—	0.33	34.65	27.82	7.96	2.55	0.00	—	4.75	—	—	—		—	—
		400	—	0.41	34.66	27.83	7.96	2.59	0.00	—	4.62	—	—	—		—	—
		600 ²	—	0.48	34.69	27.84	8.01	2.60	—	—	4.43	—	—	—		—	—
		800 ²	—	0.41	34.70	27.86	8.01	2.66	—	—	4.43	—	—	—		—	—
		1000 ¹	—	0.37	34.70	27.87	8.06	2.66	—	—	4.36	—	—	—		—	—
		1500 ¹	1501	0.16	34.70	27.87	8.07	2.76	—	—	4.60	—	—	—		—	—
		2000 ¹	—	-0.02	34.70	27.88	8.07	2.76	—	—	4.80	—	—	—		—	—
		2500 ¹	—	-0.12	34.69	27.88	8.10	2.76	—	—	4.88	—	—	—		—	—
		2890 ¹	2893	-0.14	34.69	27.88	8.19	2.76	—	—	4.80	—	—	—		—	—
1993	29	0	—	0.91	33.82	27.13	—	—	—	—	TYFB N 100 H	950-650 0-5	0945 1043	1020 1103	DGP		
1994	0	0	—	-0.18	33.76	27.14	8.20	1.16	0.35	—	7.76	NHP	50-0	2009	KT DGP		
		10	—	-0.19	33.76	27.14	8.20	1.16	0.35	—	—	N 50 V	100-0	—		—	
		20	—	-0.19	33.76	27.14	8.20	1.16	0.35	—	7.71	N 70 V	1000-750	—		—	
		30	—	-0.19	33.76	27.14	8.20	1.14	0.35	—	—	"	750-500	—		—	
		40	—	-0.37	33.83	27.21	8.17	1.31	0.32	—	7.56	"	500-250	—		—	
		50	—	-1.19	34.05	27.41	8.08	2.01	0.23	—	—	"	250-100	—		—	
		60	—	-1.49	34.15	27.51	8.06	2.13	0.22	—	6.88	"	100-50	—		—	
		80	—	-1.79	34.29	27.62	8.04	2.24	0.24	—	—	"	50-0	—		2210	
		100	—	-1.79	34.34	27.66	8.03	2.24	0.22	—	6.47	N 100 H	0-5	2255		2315	
		150	—	-0.77	34.51	27.77	7.96	2.40	0.00	—	5.28	N 70 B	—	—		—	—
		200	—	0.04	34.64	27.84	7.95	2.59	0.00	—	4.52	N 100 B	112-0	2300		2320	
		300	—	0.43	34.70	27.87	7.94	2.59	0.00	—	4.26	N 70 B	254-166	2300		2330	
		400	—	0.45	34.70	27.87	7.93	2.59	0.00	—	4.24	N 100 B	254-166(-0)	2300		2335	
		590 ²	—	0.51	34.70	27.86	7.94	2.68	—	—	4.20	—	—	—		—	—
		790 ²	788	0.37	34.70	27.87	7.95	2.74	—	—	4.24	—	—	—		—	—
		990 ¹	995	0.28	34.70	27.86	8.00	2.74	—	—	4.33	—	—	—		—	—
		1490 ¹	—	0.08	34.69	27.87	8.06	2.76	—	—	4.54	—	—	—		—	—
1990 ¹	—	-0.13	34.68	27.88	8.06	2.76	—	—	4.80	—	—	—	—	—			
2490 ¹	—	-0.28	34.67	27.88	8.03	2.76	—	—	5.03	—	—	—	—	—			
2980 ¹	2981	-0.35	34.67	27.88	8.21	2.76	—	—	5.01	—	—	—	—	—			
1995	I	0	—	-0.51	34.27	27.56	—	—	—	—	TYFB	1800-1300	1007	1040	DGP. +2 hours		
1996	I	0	—	-0.78	33.45	26.91	8.18	0.89	0.35	—	7.91	NHP	50-0	2010	KT DGP		
		10	—	-0.79	33.45	26.91	8.18	0.87	0.35	—	—	N 50 V	100-0	—		—	
		20	—	-0.80	33.45	26.91	8.18	0.87	0.36	—	7.89	N 70 V	1000-750	—		—	
		30	—	-0.88	33.45	26.92	8.18	0.93	0.36	—	—	"	750-500	—		—	
		40	—	-1.59	34.01	27.39	8.06	2.17	0.17	—	6.98	"	500-250	—		—	
		50	—	-1.79	34.30	27.63	8.05	2.09	0.14	—	—	"	250-100	—		—	
		60	—	-1.85	34.34	27.67	8.03	2.17	0.14	—	6.59	"	100-50	—		—	
		80	—	-1.89	34.34	27.67	8.02	2.17	0.20	—	—	"	50-0	—		2243	
		100	—	-1.89	34.39	27.71	8.02	2.17	0.17	—	6.47	N 100 H	0-5	2345		0005	

Station	Position	Date	Hour	Sounding (metres)	WIND		SEA		Weather	Barometer (millibars)	Air Temp. °C.		Remarks
					Direction	Force (knots)	Direction	Force			Dry bulb	Wet bulb	
1996 <i>cont.</i>	62° 32.5' S, 24° 32' W	1937 13 iii											
1997	63° 17.9' S, 23° 51.8' W	14 iii	0900	5036*	E × N	28	E × N	5	s	958.9	-1.1	-1.1	heavy short ENE swell
1998	64° 16.4' S, 22° 46.6' W	14 iii	2000	5036*	SE	27	SE	5	os	967.4	-1.0	-1.2	heavy short E swell
1999	64° 55.9' S, 22° 08.1' W	15 iii	0900	4985*	SE	26	SE	5	osp	984.4	-1.6	-1.7	heavy short conf. ESE swell
2000	From 66° 00.4' S, 20° 54.1' W to 66° 02' S, 20° 55.8' W	15-16 iii	2000	5023*	SSE S × E	6 5	SSE S × E	2 2	c c	999.6 1001.2	-4.4 -4.3	-4.8 -4.3	low av. SE swell ,,

Station	Age of moon (days)	HYDROLOGICAL OBSERVATIONS										BIOLOGICAL OBSERVATIONS				Remarks	
		Depth (metres)	Depth by thermometer	Temp. °C.	S ‰	σ _t	pH	Mg.—atom m. ³			O ₂ c.c. litre	Gear	Depth (metres)	TIME			
								P	Nitrite N ₂	Si				From	To		
1996 cont.	1	150	—	-0.73	34.56	27.81	7.96	2.26	0.01	—	5.22	N 70 B N 100 B	106-0	2349	0009	KT	
		200	—	0.02	34.66	27.85	7.94	2.47	0.00	—	4.51						
		300	—	0.44	34.70	27.86	7.92	2.49	0.00	—	4.25						
		390	—	0.38	34.70	27.86	7.92	2.60	0.00	—	4.17	N 70 B N 100 B	270-152	2349	0019	DGP	
		580 ²	583	0.42	34.70	27.86	7.99	2.60	—	—	4.04						
		780 ²	—	0.34	34.70	27.86	7.98	2.62	—	—	4.20						
		970 ²	—	0.26	34.70	27.87	7.98	2.64	—	—	4.30	—	—	—	—	—	—
		1450 ²	—	0.08	34.69	27.87	7.99	2.64	—	—	—	4.64	—	—	—	—	—
		1920 ²	1921	-0.12	34.68	27.88	8.13	2.85	—	—	—	4.70	—	—	—	—	—
		2470 ¹	2470	-0.26	34.67	27.87	8.20	2.64	—	—	—	4.89	—	—	—	—	—
		2970 ¹	—	-0.30	34.67	27.88	8.19	2.64	—	—	—	4.97	—	—	—	—	—
		3480 ¹	—	-0.43	34.67	27.88	8.15	2.89	—	—	—	5.25	—	—	—	—	—
		3990 ¹	—	-0.50	34.67	27.89	8.08	2.62	—	—	—	5.28	—	—	—	—	—
		4500 ¹	4502	-0.50	34.67	27.89	8.21	2.62	—	—	—	5.23	—	—	—	—	—
		1997	2	0	—	-1.01	33.19	26.71	—	—	—	—	N 100 B	1200-600	0948	1013	Depth estimated
1998	2	0	—	-1.17	33.42	26.91	8.12	1.35	0.28	—	7.90	NHP	50-0	2009	—	—	
		10	—	-1.19	33.42	26.91	8.12	1.39	0.28	—	—	N 70 V	1000-750				
		20	—	-1.19	33.42	26.91	8.13	1.41	0.28	—	7.86	,,	750-500				
		30	—	-1.60	33.95	27.34	8.10	2.05	0.19	—	—	,,	500-250	—	—	—	
		40	—	-1.83	34.34	27.67	8.05	2.22	0.11	—	6.95	,,	250-100				
		50	—	-1.85	34.41	27.72	8.05	2.24	0.11	—	—	,,	100-50				
		60	—	-1.87	34.41	27.72	8.04	2.26	0.11	—	6.75	,,	50-0	—	2150	KT	
		80	—	-1.89	34.42	27.72	8.03	2.32	0.14	—	—	N 100 B	137-0	2245	2305		
		100	—	-1.90	34.42	27.72	8.02	2.36	0.13	—	6.62	N 100 B	348-152	2245	2315		DGP
		150	—	-1.84	34.45	27.75	8.00	2.34	0.01	—	6.45	—	—	—	—	—	—
		200	—	-0.88	34.56	27.81	7.95	2.53	0.00	—	5.39	—	—	—	—	—	—
		300	—	0.36	34.70	27.86	7.90	2.76	0.00	—	4.19	—	—	—	—	—	—
		400	—	0.35	34.70	27.86	7.90	2.76	0.00	—	4.17	—	—	—	—	—	—
		600 ²	—	0.38	34.70	27.86	7.98	2.68	—	—	4.03	—	—	—	—	—	—
		800 ²	—	0.34	34.70	27.86	7.98	2.76	—	—	4.17	—	—	—	—	—	—
1000 ²	1008	0.24	34.70	27.87	7.98	2.76	—	—	4.34	—	—	—	—	—	—		
1480 ¹	1481	0.03	34.69	27.87	8.10	2.76	—	—	4.47	—	—	—	—	—	—		
1980 ¹	—	-0.12	34.68	27.88	8.06	2.85	—	—	4.76	—	—	—	—	—	—		
2480 ¹	—	-0.26	34.67	27.87	8.05	2.66	—	—	4.99	—	—	—	—	—	—		
2980 ¹	2987	-0.32	34.67	27.88	8.15	2.76	—	—	4.89	—	—	—	—	—	—		
1999	3	0	—	-1.20	33.46	26.93	—	—	—	—	—	N 100 B N 100 B	104-0 1000-500	0949 0949	1009 1021	KT DGP	
		—	—	—	—	—	—	—	—	—	—	—	—	—	—	—	
2000	3	0	—	-1.66	33.61	27.07	8.13	1.56	0.29	—	7.93	NHP	50-0	2007	—	—	
		10	—	-1.64	33.61	27.07	8.13	1.54	0.30	—	—	N 50 V	100-0				
		20	—	-1.61	33.61	27.07	8.13	1.56	0.29	—	7.88	N 70 V	1000-750				
		30	—	-1.58	33.76	27.19	8.11	1.67	0.27	—	—	,,	750-500	—	—	—	
		40	—	-1.59	34.32	27.64	8.07	2.15	0.19	—	6.93	,,	500-250				
		50	—	-1.78	34.41	27.72	8.04	2.28	0.21	—	—	,,	250-100				
		60	—	-1.79	34.43	27.73	8.04	2.17	0.23	—	6.71	,,	100-50	—	—	—	
		80	—	-1.87	34.43	27.74	8.04	2.28	0.26	—	—	,,	50-0				
		100	—	-1.84	34.45	27.75	8.04	2.36	0.34	—	6.51	N 100 H	0-5				0025
		150	—	0.36	34.70	27.86	7.92	2.60	0.00	—	4.29	N 70 B	100-0	0029	0049	KT	
		200	—	0.52	34.71	27.87	7.92	2.60	0.00	—	4.20	N 100 B					
		300	—	0.47	34.71	27.87	7.92	2.60	0.00	—	4.22	N 70 B					
		400	—	0.38	34.71	27.88	7.92	2.66	0.00	—	4.21	N 100 B	280-170	0029	0059	DGP	
		600 ²	602	0.38	34.71	27.88	7.98	2.68	—	—	4.02	—					
		790 ²	—	0.34	34.71	27.88	8.00	2.70	—	—	4.17	—					
		990 ²	—	0.26	34.71	27.89	7.99	2.74	—	—	4.30	—	—	—	—	—	—
		1480 ²	1479	0.06	34.70	27.88	8.07	2.59	—	—	4.56	—	—	—	—	—	—
		1980 ²	—	-0.13	34.69	27.88	8.03	2.60	—	—	4.78	—	—	—	—	—	—
2470 ¹	2465	-0.22	34.68	27.88	8.17	2.60	—	—	4.90	—	—	—	—	—	—		
2970 ¹	—	-0.31	34.67	27.88	8.09	2.60	—	—	5.01	—	—	—	—	—	—		
3480 ¹	—	-0.35	34.67	27.88	8.11	2.64	—	—	5.00	—	—	—	—	—	—		
3990 ¹	—	-0.42	34.67	27.88	8.12	2.68	—	—	5.13	—	—	—	—	—	—		
4490 ¹	4496	-0.51	34.67	27.89	8.18	2.68	—	—	5.08	—	—	—	—	—	—		

Station	Position	Date	Hour	Sounding (metres)	WIND		SEA		Weather	Barometer (millibars)	Air Temp. °C.		Remarks
					Direction	Force (knots)	Direction	Force			Dry bulb	Wet bulb	
2001	67° 04.4' S, 19° 41' W	1937 16 iii	0900	4901*	Lt airs	2	—	—	c	1001.8	-2.8	-3.6	low long NE swell, slush ice
2002	From 68° 19.5' S, 17° 55.2' W to 68° 18.7' S, 17° 53.3' W	16-17 iii	2000	4837*	WSW W × S	8 8	WSW W × S	3 2	csp o	997.1 995.5	-6.6 -6.4	-7.0 -6.9	low av. W swell ,,
2003	69° 14.6' S, 16° 27.6' W	17 iii	0900	4707*	SW × W	29	SW × W	5	osp	981.1	-5.1	-5.6	mod. av. conf. W swell
2004	From 69° 49.7' S, 15° 28.8' W to 69° 49.1' S, 15° 25.3' W	17 iii	1600	4747*	SW × W SW × S	24 16	SW × W SW × S	5 4	csp csp	979.5 979.8	-9.7 -11.0	-10.0 -11.1	mod. short W × S swell
2005	68° 43.9' S, 14° 40.8' W	18 iii	1000	4807*	WSW	9	—	—	csp	977.0	-11.7	-12.1	mod. short SW swell, pack ice
2006	66° 16.7' S, 13° 23.3' W	19 iii	0900	4988*	WSW	20	WSW	4	o	993.8	-10.0	-10.1	mod. short SW swell
2007	66° 09.9' S, 10° 12.3' W	19 iii	2000	5003*	SW × W	20	SW × W	4	osp	997.2	-9.3	-9.4	mod. av. WSW swell

Station	Age of moon (days)	HYDROLOGICAL OBSERVATIONS										BIOLOGICAL OBSERVATIONS				Remarks
		Depth (metres)	Depth by thermometer	Temp. °C.	S ‰	σ _t	pH	Mg.—atom m. ³			O ₂ c.c. litre	Gear	Depth (metres)	TIME		
								P	Nitrite N ₂	Si				From	To	
2001	4	0	—	-1.52	33.44	26.93	—	—	—	—	—	N 100 H TYFB	0-5 1750-1300	0948 1003	1008 1030	DGP
2002	4	0	—	-1.59	33.67	27.11	8.12	2.07	0.30	—	7.78	NHP	50-0	2013		
		10	—	-1.69	33.67	27.11	8.12	2.09	0.31	—	—	N 50 V	100-0			
		20	—	-1.69	33.67	27.11	8.12	2.09	0.31	—	7.73	N 70 V	1000-750			
		30	—	-1.69	33.67	27.11	8.11	2.13	0.31	—	—	"	750-500			
		40	—	-1.50	34.40	27.70	8.09	2.15	0.13	—	6.80	"	500-250			
		50	—	-1.57	34.40	27.70	8.08	2.15	0.10	—	—	"	250-100			
		60	—	-1.60	34.41	27.71	8.06	2.19	0.19	—	6.59	"	100-50			
		80	—	-1.66	34.43	27.72	8.06	2.26	0.23	—	—	"	50-0	—	2210	
		100	—	-1.40	34.48	27.77	8.02	2.43	0.20	—	5.94	N 100 H	0-5	0015	0035	
		150	—	0.19	34.65	27.83	7.94	2.53	<0.01	—	4.59	N 70 B	118-0	0019	0039	KT
		200	—	0.73	34.70	27.84	7.94	2.60	0.00	—	4.18	N 100 B				
		300	—	0.76	34.72	27.86	7.94	2.59	0.00	—	4.23	N 70 B				
		400	—	0.64	34.71	27.86	7.95	2.53	0.00	—	4.28	N 100 B				
		600 ²	608	0.57	34.71	27.87	8.05	2.59	—	—	4.10					
		800 ²	—	0.44	34.71	27.88	8.06	2.60	—	—	4.18					
		1000 ²	—	0.36	34.71	27.88	8.02	2.85	—	—	4.23					
		1500 ²	—	0.14	34.70	27.87	8.16	2.66	—	—	4.44					
		2000 ²	2009	-0.05	34.69	27.87	8.10	2.68	—	—	4.74					
		2460 ¹	2456	-0.18	34.68	27.88	8.12	2.68	—	—	4.74					
		2950 ¹	—	-0.26	34.68	27.88	8.20	2.68	—	—	4.68					
		3440 ¹	—	-0.28	34.67	27.88	8.19	2.76	—	—	4.86					
		3930 ¹	—	-0.34	34.67	27.88	8.18	2.68	—	—	5.00					
		4420 ¹	4423	-0.35	34.67	27.88	8.32	2.62	—	—	4.93					
2003	5	0	—	-1.40	33.87	27.26	—	—	—	—	—	N 100 B N 100 H	103-0 850	0944 0944	1004 1044	KT DGP
2004	5	0	—	-1.76	33.77	27.19	8.09	2.05	0.25	—	7.66	NHP	50-0	1630		
		10	—	-1.70	33.77	27.19	8.10	2.17	0.25	—	—	N 50 V	100-0			
		20	—	-1.69	33.77	27.19	8.11	2.24	0.25	—	7.65	N 70 V	1000-750			
		30	—	-1.69	33.77	27.19	8.10	2.24	0.25	—	—	"	750-500			
		40	—	-1.69	33.78	27.20	8.10	2.24	0.25	—	7.64	"	500-0			
		50	—	-1.58	33.80	27.22	8.09	2.24	0.24	—	—	"	500-250			
		60	—	-1.10	34.07	27.43	8.12	2.20	0.18	—	7.45	"	250-100			
		80	—	-1.68	34.42	27.72	8.04	2.40	0.06	—	—	"	100-50			
		100	—	-1.49	34.45	27.74	7.99	2.49	0.34	—	5.75	"	50-0	—	1950	
		150	—	-0.51	34.54	27.79	7.97	2.64	0.00	—	5.07	N 100 H	0-5	2024	2034	
		200	—	0.35	34.66	27.83	7.94	2.68	0.00	—	4.49	N 70 B	110-0	2026	2046	KT
		300	—	0.83	34.71	27.85	7.92	2.76	0.00	—	4.22	N 100 B				
		400	—	0.64	34.71	27.86	7.94	2.76	0.00	—	4.44	N 70 B				
		590 ²	588	0.70	34.71	27.86	8.04	2.76	—	—	4.09	N 100 B				
		790 ²	—	0.60	34.71	27.87	8.06	2.76	—	—	4.08	N 100 B	256-152	2026	2056	DGP
		990 ²	—	0.43	34.71	27.88	8.01	2.76	—	—	4.16		256-152(-0)	2026	2101	
		1480 ²	—	0.23	34.70	27.88	8.03	2.76	—	—	4.41		268-154	2123	2153	DGP
		1970 ²	1972	0.02	34.69	27.87	8.12	2.72	—	—	4.54					
		2490 ¹	—	-0.09	34.68	27.88	8.13	2.72	—	—	4.65					
		2990 ¹	—	-0.23	34.67	27.87	8.17	2.74	—	—	4.75					
		3480 ¹	—	-0.27	34.67	27.87	8.12	2.76	—	—	4.90					
		3980 ¹	—	-0.32	34.67	27.88	8.15	2.76	—	—	4.97					
		4480 ¹	4481	-0.32	34.67	27.88	8.18	2.76	—	—	4.75					
2005	6	0	—	-1.70	33.59	27.06	—	—	—	—	—	TYFB	750-0	1040	1118	DGP
2006	7	0	—	-1.65	33.64	27.09	—	—	—	—	—	NHP N 50 V N 70 B N 100 B TYFB	50-0 100-0 131-0 1750-1400	0916 — 1038 1038	0930 — 1058 1121	KT DGP
2007	7	0	—	-1.10	34.02	27.39	—	—	—	—	—	NHP N 50 V N 70 B N 100 B	50-0 100-0 155-0	2012 — 2035	2026 — 2055	KT

Station	Position	Date	Hour	Sounding (metres)	WIND		SEA		Weather	Barometer (millibars)	Air Temp. °C.		Remarks
					Direction	Force (knots)	Direction	Force			Dry bulb	Wet bulb	
2008	66° 06.5' S, 06° 45.6' W	1937 20 iii	0900	4928*	SSW	20	SSW	4	o	1000.3	-7.8	-8.4	mod. av. SW swell
2009	66° 29.4' S, 04° 11.8' W	20 iii	2000	4745*	SW × W	24	SW × W	5	osp	1001.0	-8.2	-8.3	mod. av. SW swell
2010	67° 14.3' S, 00° 39.7' E	21 iii	1400	4670*	SSW	9	SSW	2	c	991.3	-10.2	-10.4	low av. SSW swell
2011	65° 14.3' S, 00° 29.7' E	22 iii	0900	3226*	SSW	16	SSW	3	csp	988.4	-5.3	-5.5	low long conf. S swell
2012	64° 31.9' S, 00° 28.59' E	22 iii	1400	3878*	S × W	20	S × W	4	c	991.7	-4.7	-4.8	mod. av. S × W swell
2013	62° 43.3' S, 00° 34.2' E	23 iii	0900	5298*	W	21	W	4	o	999.5	-2.7	-2.8	mod. long WSW swell

Station	Age of moon (days)	HYDROLOGICAL OBSERVATIONS										BIOLOGICAL OBSERVATIONS				Remarks	
		Depth (metres)	Depth by thermometer	Temp. °C.	S ‰	σ _t	pH	Mg.—atom m. ³			O ₂ c.c. litre	Gear	Depth (metres)	TIME			
								P	Nitrite N ₂	Si				From	To		
2008	8	0	—	-1.10	34.07	27.43	—	—	—	—	—	NHP	50-0	0913	—	—	KT DGP
												N 50 V	100-0	—	0925		
												N 70 B	112-0	1029	1049		
												N 100 B	1500-1300	1029	1112		
2009	8	0	—	-1.10	34.14	27.48	—	—	—	—	—	NHP	50-0	2007	2017	KT	
												N 50 V	100-0	2030	2050		
												N 70 B	94-0	2034	2054		
												N 100 B					
2010	9	0	—	-0.53	34.27	27.57	8.17	2.09	—	66.4	7.28	N 100 H	0-5	1440	1500	KT Depth estimated DGP	
		10	—	-0.51	34.27	27.56	8.17	2.09	—	66.4	—	N 70 B	105-0	1446	1506		
		20	—	-0.51	34.27	27.56	8.14	2.09	—	66.4	7.24	N 100 B					
		30	—	-0.51	34.27	27.56	8.13	2.13	—	66.4	—	N 70 B	420-150	1446	1536		
		40	—	-0.52	34.27	27.57	8.13	2.22	—	67.6	7.23	N 100 B					
		50	—	-0.56	34.27	27.57	8.13	2.22	—	68.8	—	N 70 B	700-400	1446	1536		
		60	—	-0.98	34.37	27.66	8.09	2.30	—	70.1	6.42	N 100 B					
		80	—	-1.18	34.49	27.76	8.04	2.47	—	77.4	—	NHP	50-0	1558			
		100	—	-0.38	34.58	27.81	8.01	2.47	—	79.0	4.97	N 50 V	100-0				
		150	—	0.72	34.70	27.84	7.98	2.47	—	86.2	4.27	N 70 V	1500-1000				
		200	—	0.79	34.71	27.85	7.97	2.47	—	97.4	4.23	"	1000-750				
		300	—	0.80	34.71	27.85	7.97	2.47	—	97.4	4.24	"	750-500				
		390	—	0.70	34.71	27.86	7.97	2.47	—	97.4	4.29	"	500-250				
		590 ²	578	0.62	34.71	27.87	8.04	2.59	—	100.0	4.24	"	250-100				
		790 ²	—	0.49	34.71	27.87	8.02	2.62	—	105.6	4.26	"	100-50				
		990 ²	—	0.36	34.70	27.87	8.02	2.64	—	108.6	4.31	"	50-0	—	1945		
		1480 ²	1481	0.10	34.69	27.86	8.05	2.68	—	108.6	4.66						
		1970 ²	—	-0.10	34.68	27.88	8.11	2.66	—	108.6	4.86						
		2450 ¹	2452	-0.11	34.68	27.88	8.21	2.66	—	108.6	4.88						
		2950 ¹	—	-0.18	34.67	27.87	8.14	2.66	—	105.6	4.88						
3460 ¹	—	-0.23	34.67	27.87	8.14	2.62	—	105.6	4.88								
3960 ¹	—	-0.28	34.67	27.88	8.14	2.66	—	108.6	5.14								
4460 ¹	4463	-0.32	34.67	27.88	8.14	2.66	—	108.6	4.97								
2011	10	0	—	-0.18	34.24	27.53	—	—	—	—	—	NHP	50-0	0912	—	KT	
												N 50 V	100-0	—	0922		
												N 70 B	102-0	0931	0951		
2012	10	0	—	-0.29	34.26	27.54	8.10	1.77	—	67.6	7.25	N 100 H	0-5	1438	1458	KT Depth estimated DGP	
		10	—	-0.29	34.26	27.54	8.10	1.81	—	67.6	—	N 100 B	106-0	1445	1505		
		20	—	-0.30	34.26	27.55	8.10	1.84	—	67.6	7.21	N 70 B	420-150	1445	1535		
		30	—	-0.29	34.26	27.54	8.10	1.82	—	67.6	—	N 100 B					
		40	—	-0.29	34.26	27.54	8.10	1.63	—	67.6	7.21	N 70 B	700-400	1445	1535		
		50	—	-0.29	34.26	27.54	8.09	1.75	—	68.8	—	N 100 B					
		60	—	-0.98	34.47	27.74	7.96	2.40	—	75.8	5.61	NHP	50-0	1557			
		80	—	-0.09	34.55	27.78	7.94	2.40	—	77.4	—	N 50 V	100-0				
		100	—	0.59	34.64	27.81	7.92	2.53	—	86.2	4.31	N 70 V	1500-1000				
		150	—	0.94	34.69	27.81	7.91	2.53	—	90.4	4.16	"	1000-750				
		200	—	0.93	34.69	27.82	7.93	2.53	—	90.4	4.15	"	750-500				
		300	—	1.07	34.72	27.84	7.92	2.38	—	90.4	4.16	"	500-250				
		390	—	1.00	34.72	27.84	7.93	2.36	—	90.4	4.22	"	250-100				
		580 ²	582	0.87	34.72	27.85	7.99	2.41	—	97.4	4.24	"	100-50				
		780 ²	—	0.67	34.71	27.86	8.00	2.47	—	100.0	4.30	"	50-0	—	1810		
		980 ²	—	0.54	34.70	27.86	8.02	2.57	—	102.7	4.32	N 100 H	0-5	1855	1915		
1480 ²	1483	0.29	34.70	27.86	8.04	2.60	—	105.6	4.46	N 70 B	123-0	1902	1922				
1990 ¹	1987	0.07	34.69	27.87	8.11	2.60	—	108.6	4.65								
2490 ¹	—	-0.15	34.68	27.88	8.09	2.51	—	108.6	4.69								
2990 ¹	—	-0.23	34.67	27.87	8.09	2.59	—	108.6	5.03								
3490 ¹	—	-0.28	34.67	27.88	8.11	2.60	—	108.6	5.09								
3380 ¹ ?	3380 ²	-0.26	34.67	27.87	8.11	2.60	—	108.6	5.04								
2013	11	0	—	0.09	34.00	27.32	—	—	—	—	—	NHP	50-0	0905	—	KT	
												N 50 V	100-0	—	0922		
												N 100 B	118-0	0930	0950		
											N 100 H	0-5	0930	0950			

Station	Position	Date	Hour	Sounding (metres)	WIND		SEA		Weather	Barometer (millibars)	Air Temp. °C.		Remarks
					Direction	Force (knots)	Direction	Force			Dry bulb	Wet bulb	
2014	61° 46.5' S, 00° 35.1' E	1937 23 iii	1600	5394*	NW W	25 27	NW W	5 5	omvs od	993.9 990.3	-0.8 0.5	-0.9 0.4	mod. av. W x N swell mod. av. W swell
2015	59° 23.8' S, 00° 09.3' E	25 iii	0400	5135*	SW SW x S	17 10	SW SW x S	4 3	c bc	1003.5 1007.6	-0.6 -1.0	-0.8 -1.2	heavy av. WSW swell ,,
2016	57° 45.9' S, 00° 04' E	25 iii	2000	4215*	Lt N airs	3	Smooth	—	c	1013.2	-1.0	-1.0	mod. av. SW x W swell
2017	56° 34.3' S, 00° 06.7' E	26 iii	0600	4133*	Lt N airs	2	N	0	osp	1011.2	0.0	-0.1	mod. av. WSW swell

Station	Age of moon (days)	HYDROLOGICAL OBSERVATIONS										BIOLOGICAL OBSERVATIONS				Remarks
		Depth (metres)	Depth by thermometer	Temp. °C.	S ‰	σ _t	pH	Mg.—atom m. ⁻³			O ₂ c.c. litre	Gear	Depth (metres)	TIME		
								P	Nitrite N ₂	Si				From	To	
2014	11	0	—	-0.07	33.96	27.29	8.16	1.73	—	42.7	7.45	N 100 H	0-5	1640	1700	KT Depth estimated DGP
		10	—	-0.07	33.96	27.29	8.16	1.71	—	42.7	—	N 100 B	97-0	1650	1710	
		20	—	-0.08	33.96	27.29	8.16	1.67	—	42.7	7.40	N 70 B	400-150	1650	1740	
		30	—	-0.08	33.96	27.29	8.16	1.75	—	42.7	—	N 100 B				
		40	—	-0.08	33.96	27.29	8.16	1.69	—	42.7	7.37	N 70 B	700-450	1650	1740	
		50	—	-0.09	33.96	27.30	8.14	1.63	—	42.7	—	N 100 B	700-450(-0)	1650	1745	
		60	—	-1.18	34.16	27.50	8.11	2.05	—	51.7	7.27	NHP	50-0	1801		
		80	—	-1.82	34.32	27.65	8.06	2.26	—	60.0	—	N 50 V	100-0			
		100	—	-1.70	34.38	27.70	8.04	2.30	—	70.1	6.64	N 70 V	1000-750			
		150	—	0.28	34.65	27.82	7.95	2.59	—	88.3	4.45	"	750-500			
		200	—	0.51	34.70	27.86	7.95	2.66	—	90.4	4.29	"	500-250			
		300	—	0.33	34.70	27.87	7.93	2.83	—	102.7	4.19	"	250-100			
		400	—	0.30	34.70	27.87	7.93	2.72	—	102.7	4.11	"	100-0			
		600 ³	—	0.33	34.70	27.87	8.03	2.74	—	105.6	4.16	"	100-50			
		800 ³	—	0.26	34.70	27.87	8.01	2.74	—	108.6	4.32	"	50-0	—	2026	
		1000 ³	1007	0.18	34.70	27.87	8.02	2.74	—	108.6	4.48	"				
		1500 ²	1499	0.00	34.69	27.87	8.02	2.74	—	108.6	4.64	"				
		2000 ²	—	-0.20	34.68	27.88	8.03	2.72	—	108.6	4.87	"				
		2490 ²	2494	-0.30	34.67	27.88	8.14	2.72	—	108.6	4.99	"				
		2980 ¹	2979	-0.34	34.67	27.88	8.22	2.72	—	108.6	5.02	"				
3480 ¹	—	-0.43	34.67	27.88	8.22	2.72	—	108.6	4.88	"						
3980 ¹	—	-0.47	34.67	27.88	8.18	2.72	—	108.6	5.18	"						
4480 ¹	—	-0.52	34.67	27.89	8.12	2.66	—	105.6	5.20	"						
4980 ¹	4980	-0.46	34.67	27.88	8.26	2.60	—	105.6	5.16	"						
2015	13	0	—	-0.40	33.96	27.31	8.10	1.79	—	61.0	7.52	NHP	50-0	0413		
		10	—	-0.42	33.96	27.31	8.10	1.58	—	62.0	—	N 50 V	100-0			
		20	—	-0.42	33.96	27.31	8.10	1.62	—	62.0	7.48	N 70 V	1500-1000			
		30	—	-0.42	33.96	27.31	8.10	1.62	—	62.0	—	"	1000-750			
		40	—	-0.42	33.96	27.31	8.10	1.67	—	62.0	7.47	"	750-500			
		50	—	-0.43	33.96	27.31	8.10	1.67	—	62.0	—	"	500-250			
		60	—	-0.43	33.96	27.31	8.10	1.67	—	62.0	7.47	"	250-100			
		80	—	-1.38	34.26	27.59	8.05	1.82	—	66.4	—	"	100-50			
		100	—	-1.50	34.43	27.72	8.00	2.07	—	75.8	6.28	"	50-0	—	0650	
		150	—	-0.30	34.62	27.85	7.94	2.40	—	100.0	4.75	N 70 B	119-0	0820	0840	
		200	—	0.23	34.69	27.86	7.88	2.49	—	108.6	4.13	N 100 B				
		300	—	0.27	34.69	27.86	7.88	2.60	—	111.9	4.08	N 70 B	450-150	0820	0910	
		400	—	0.26	34.70	27.87	7.89	2.53	—	111.9	4.11	N 100 B				
		580 ³	—	0.30	34.70	27.87	7.98	2.53	—	111.9	4.18	N 70 B	800-400	0820	0910	
		780 ³	781	0.23	34.70	27.87	7.97	2.53	—	111.9	4.35	N 100 B				
		960 ²	955	0.15	34.69	27.86	7.99	2.53	—	111.9	4.44	"				
		1460 ²	—	-0.07	34.68	27.87	7.99	2.47	—	111.9	4.72	"				
		1970 ²	1976	-0.23	34.67	27.87	8.00	2.53	—	108.6	4.94	"				
		2480 ¹	2481	-0.33	34.67	27.88	8.15	2.47	—	102.7	5.05	"				
		2980 ¹	—	-0.40	34.67	27.88	8.15	2.47	—	108.6	5.11	"				
3480 ¹	—	-0.46	34.67	27.88	8.13	2.47	—	108.6	5.05	"						
3980 ¹	—	-0.54	34.67	27.89	8.16	2.47	—	108.6	5.40	"						
4470 ¹	4461	-0.51	34.67	27.89	8.24	2.53	—	105.6	5.28	"						
2016	13	0	—	-0.04	33.97	27.30	—	—	—	—	—	NHP	50-0	2004		
												N 50 V	100-0	—	2016	
												N 70 B N 100 B	128-0	2026	2046	KT
2017	13	0	—	0.11	33.87	27.20	8.09	1.82	—	54.7	7.52	NHP	50-0	0605		
		10	—	0.11	33.87	27.20	8.09	1.88	—	53.1	—	N 50 V	100-0			
		20	—	0.10	33.87	27.20	8.09	1.90	—	53.1	7.49	N 70 V	50-0			
		30	—	0.03	33.87	27.21	8.09	1.88	—	52.4	—	"	100-50			
		40	—	0.00	33.87	27.21	8.09	1.90	—	51.7	7.45	"	250-100			
		50	—	-0.07	33.87	27.21	8.09	1.90	—	51.0	—	"	500-250			
		60	—	-0.08	33.87	27.21	8.09	1.79	—	51.0	7.42	"	750-500			
		80	—	-0.98	33.92	27.30	8.02	2.28	—	61.0	—	"	1000-750			
		100	—	-1.08	34.24	27.57	8.00	2.38	—	70.1	6.25	"	1500-1000	—	0820	
		150	—	0.41	34.52	27.72	7.93	2.57	—	79.0	4.85	N 70 B	130-0	0936	0956	
		200	—	0.53	34.58	27.76	7.93	2.62	—	82.5	4.68	N 100 B				
		300	—	0.93	34.67	27.81	7.93	2.62	—	82.5	4.40	N 70 B	500-150	0936	1026	
400	—	0.94	34.69	27.81	7.93	2.51	—	84.3	4.38	N 100 B						

Station	Position	Date	Hour	Sounding (metres)	WIND		SEA		Weather	Barometer (millibars)	Air Temp °C.		Remarks
					Direction	Force (knots)	Direction	Force			Dry bulb	Wet bulb	
2017 <i>cont.</i>	56° 34'3" S, 00° 06'7" E	1937 26 iii											
2018	54° 55'3" S, 00° 11'8" E	26 iii	2030	1517*	Lt ESE airs	4	ESE	0	bc	1009.2	0.2	-0.1	low long NE swell
2019	53° 15'4" S, 00° 16'1" E	27 iii	0900	2624*	SE × S	9	SE × S	2	cme	1008.0	1.3	1.2	mod. short NE × E swell
2020	52° 25'6" S, 00° 18'5" E	27 iii	1600	2664*	Lt SE airs	4	—	0	ome	1009.4	1.6	1.5	low av. conf. ENE swell
2021	51° 01'7" S, 00° 24'4" E	28 iii	0900	2052*	N	15	N	4	cr	1004.3	4.3	3.9	low short conf. N and NE swells
2022	50° 17'7" S, 00° 23'1" E	28 iii	1600	3549*	N × W	19	N × W	4	or	999.1	6.0	5.7	mod. short N swell

Station	Age of moon (days)	HYDROLOGICAL OBSERVATIONS										BIOLOGICAL OBSERVATIONS				Remarks		
		Depth (metres)	Depth by thermometer	Temp. °C.	S ‰	σ _t	pH	Mg.—atom m. ³			O ₂ c.c. litre	Gear	Depth (metres)	TIME				
								P	Nitrite N ₂	Si				From	To			
2017 cont.	13	590 ²	586	0·82	34·70	27·84	7·98	2·51	—	95·0	4·36	N 70 B N 100 B	850-500	0936	1026	DGP		
		790 ²	—	0·72	34·70	27·85	7·98	2·51	—	97·4	4·38							
		990 ²	—	0·51	34·70	27·86	7·98	2·62	—	100·0	4·40							
		1480 ²	1481	0·27	34·70	27·87	7·98	2·62	—	102·7	4·50							
		1990 ¹	1996	0·06	34·69	27·87	8·09	2·62	—	105·6	4·60							
		2490 ¹	—	-0·14	34·68	27·88	8·12	2·70	—	111·9	4·77							
		2980 ¹	—	-0·24	34·67	27·87	8·09	2·72	—	111·9	5·00							
		3480 ¹	—	-0·30	34·67	27·88	8·07	2·72	—	108·6	4·95							
		3970 ¹	3969	-0·33	34·67	27·88	8·21	2·72	—	108·6	5·08							
2018	14	0	—	0·60	33·81	27·14	8·13	1·48	—	40·4	7·44	NHP N 50 V N 70 V	50-0 100-0 1000-750	2038				
		10	—	0·58	33·81	27·14	8·13	1·46	—	36·8	—							750-500
		20	—	0·53	33·81	27·14	8·13	1·46	—	36·4	7·43							500-250
		30	—	0·51	33·81	27·14	8·13	1·50	—	38·3	—		250-100					
		40	—	0·51	33·81	27·14	8·13	1·50	—	38·7	7·37		100-50					
		50	—	0·51	33·81	27·14	8·13	1·56	—	38·3	—		50-0					
		60	—	0·46	33·82	27·16	8·12	1·56	—	37·1	7·30		0-5					
		80	—	0·03	34·04	27·35	8·12	2·07	—	45·9	—		2200					
		100	—	-0·08	34·09	27·39	8·01	2·28	—	54·7	6·21	N 100 H	2207	2227	KT			
		150	—	0·36	34·32	27·56	7·96	2·53	—	61·0	5·21	N 70 B	130-0	2212		2232		
		200	—	1·19	34·49	27·64	7·90	2·53	—	70·1	4·34	N 100 B						
		300	—	1·53	34·64	27·74	7·90	2·57	—	79·0	4·01							
		390	—	1·58	34·66	27·75	7·91	2·51	—	82·5	4·01							
		570 ¹	567	1·58	34·71	27·80	7·99	2·40	—	84·3	4·01							
		770 ¹	—	1·43	34·73	27·82	7·99	2·40	—	84·3	4·10							
		970 ¹	—	1·25	34·74	27·84	8·01	2·40	—	92·6	4·21							
		1370 ¹	1376	0·78	34·72	27·86	8·02	2·53	—	95·0	4·33							
		2019	15	0	—	1·40	33·86	27·12	—	—	—	—		NHP N 50 V N 70 B N 100 B N 70 B N 100 B	50-0 100-0 118-0 450-150 700-400 700-400(-0)	0905 — 1007 1007 1007 1007	0920 — 1027 1057 1057 1102	KT Depth estimated DGP
2020	15	0	—	1·71	33·81	27·06	8·11	1·94	—	22·5	7·31	N 100 H N 70 B N 100 B	0-5 123-0	1638 1645	1658 1705	KT		
		10	—	1·69	33·81	27·07	8·11	1·96	—	22·5	—							
		20	—	1·62	33·81	27·07	8·11	2·20	—	22·0	7·25							
		30	—	1·62	33·81	27·07	8·11	2·00	—	21·5	—	N 70 B N 100 B N 70 B	450-150	1645	1735	Depth estimated		
		40	—	1·62	33·81	27·07	8·11	1·94	—	22·3	7·23							
		50	—	1·61	33·81	27·07	8·11	1·92	—	21·5	—							
		60	—	1·61	33·81	27·07	8·11	1·92	—	20·9	7·22	N 100 B NHP N 50 V N 70 V	750-450	1645	1735	DGP		
		80	—	1·59	33·81	27·07	8·11	2·00	—	20·7	—							
		100	—	1·53	33·81	27·08	8·11	2·00	—	20·7	7·13							
		150	—	0·69	34·08	27·35	7·99	2·57	—	37·5	6·11		1500-1000 1000-750					
		200	—	1·26	34·30	27·48	7·92	2·72	—	55·5	4·85							
		300	—	1·93	34·55	27·64	7·88	2·87	—	69·6	3·82							
		400	—	2·00	34·58	27·66	7·88	2·72	—	78·2	3·76		750-500 500-250 250-100					
		600 ²	598	2·02	34·69	27·74	7·99	2·60	—	81·5	3·80							
		790 ¹	—	1·98	34·73	27·78	7·99	2·53	—	83·3	3·96							
		990 ¹	—	1·89	34·76	27·81	8·02	2·49	—	85·1	4·06		100-50 50-0	—	1950			
		1490 ¹	—	1·44	34·75	27·84	8·02	2·53	—	93·4	4·24							
		1980 ¹	—	0·87	34·74	27·87	8·04	2·62	—	98·2	4·47							
2480 ¹	2481	0·54	34·70	27·86	8·04	2·62	—	106·4	4·47									
2021	16	0	—	2·72	33·81	26·99	—	—	—	—		NHP N 50 V N 70 B N 100 B	50-0 100-0 153-0	0905 — 0924	0915 — 0944	+ 1 hour KT		
2022	16	0	—	4·10	33·80	26·84	8·14	1·71	—	5·8	6·93	N 100 H N 70 B N 100 B N 70 B N 100 B	0-5 118-0 450-150	1642 1649 1649	1702 1709 1739	KT Depth estimated		
		10	—	4·09	33·80	26·85	8·14	1·65	—	6·2	—							
		20	—	4·09	33·80	26·85	8·14	1·60	—	6·1	6·90							
		30	—	3·90	33·81	26·88	8·14	1·71	—	6·6	—							
		40	—	3·62	33·82	26·91	8·14	1·71	—	6·8	6·93							

Station	Position	Date	Hour	Sounding (metres)	WIND		SEA		Weather	Barometer (millibars)	Air Temp. °C.		Remarks
					Direction	Force (knots)	Direction	Force			Dry bulb	Wet bulb	
2022 <i>cont.</i>	50° 17.7' S, 00° 23.1' E	1937 28 iii											
2023	47° 46' S, 00° 20.6' E	29 iii	1600	4080*	W x S	18	W x S	4	o	1006.4	6.0	5.6	mod. av. W swell
2024	45° 01.3' S, 00° 33.7' E	30 iii	1600	4495*	NW	17	NW	4	c	1002.0	9.3	8.9	mod. av. NNW swell
2025	42° 10.6' S, 00° 34.2' E	31 iii	1608	1148*	WSW	35	WSW	6	cqr	1010.1	8.8	6.8	heavy short W swell

Station	Age of moon (days)	HYDROLOGICAL OBSERVATIONS										BIOLOGICAL OBSERVATIONS				Remarks
		Depth (metres)	Depth by thermometer	Temp. °C.	S ‰	σ _t	pH	Mg.—atom m. ³			O ₂ c.c. litre	Gear	Depth (metres)	TIME		
								P	Nitrite N ₂	Si				From	To	
2022 cont.	16	50	—	3.40	33.83	26.94	8.14	1.71	—	7.3	—	N 70 B	700-400	1649	1739	DGP
		60	—	3.18	33.86	26.97	8.14	1.81	—	9.1	6.90	N 100 B				
		80	—	2.71	33.87	27.04	8.11	1.81	—	12.0	—	NHP				
		100	—	2.22	33.91	27.11	8.11	2.00	—	12.7	6.77	N 50 V				
		150	—	1.53	34.02	27.25	8.06	2.20	—	21.4	6.51	N 70 V				
		200	—	1.73	34.11	27.30	8.01	2.43	—	29.9	5.92	"				
		300	—	1.99	34.25	27.39	7.96	2.60	—	45.1	4.89	"				
		400	—	2.13	34.39	27.50	7.92	2.70	—	52.5	4.35	"				
		590 ²	—	2.31	34.53	27.59	7.94	2.76	—	62.8	3.88	"				
		780 ²	784	2.31	34.62	27.67	7.95	2.76	—	66.0	3.82	"				
		980 ¹	975	2.43	34.71	27.73	8.04	2.49	—	66.0	3.98	"				
		1470 ¹	—	2.15	34.77	27.80	8.12	2.40	—	66.0	4.29	"				
		1960 ¹	—	1.60	34.77	27.84	8.09	2.40	—	83.3	4.42	"				
		2460 ¹	—	1.11	34.74	27.85	8.11	2.60	—	89.1	4.35	"				
2950 ¹	2951	0.67	34.70	27.84	8.16	2.60	—	100.8	4.45	"						
2023	17	0	—	5.42	33.87	26.75	8.14	1.60	—	3.0	6.71	N 70 B	120-0	1647	1707	KT
		10	—	5.37	33.87	26.75	8.14	1.31	—	3.7	—	N 100 B				
		20	—	5.40	33.87	26.75	8.14	1.41	—	3.7	6.68	N 70 B				
		30	—	5.40	33.87	26.75	8.14	1.43	—	3.7	—	N 100 B				
		40	—	5.38	33.87	26.75	8.14	1.41	—	2.7	6.67	N 70 B				
		50	—	5.23	33.87	26.77	8.14	1.41	—	3.2	—	N 100 B				
		60	—	5.14	33.86	26.77	8.14	1.50	—	3.2	6.63	NHP				
		80	—	4.89	33.87	26.81	8.14	1.50	—	3.6	—	N 50 V				
		100	—	4.79	33.87	26.83	8.13	1.52	—	4.2	6.63	N 70 V				
		150	—	3.02	33.96	27.08	8.09	1.82	—	12.0	6.67	"				
		200	—	2.33	34.01	27.18	8.08	2.00	—	15.1	6.61	"				
		300	—	2.23	34.13	27.27	8.01	2.17	—	26.1	5.84	"				
		400	—	2.24	34.23	27.35	7.97	2.49	—	35.8	5.12	"				
		590 ²	589	2.39	34.41	27.49	7.97	2.64	—	54.7	4.15	"				
		790 ²	—	2.36	34.55	27.61	7.96	2.70	—	67.2	3.82	"				
		990 ²	995	2.45	34.66	27.68	7.97	2.53	—	67.2	3.88	"				
		1490 ¹	1486	2.35	34.78	27.79	8.13	2.20	—	69.6	4.16	"				
		1990 ¹	—	1.96	34.80	27.84	8.16	2.28	—	73.6	4.28	"				
		2480 ¹	—	1.39	34.75	27.84	8.11	2.45	—	91.2	4.31	"				
2980 ¹	—	1.03	34.72	27.84	8.11	2.45	—	100.8	4.28	"						
3470 ¹	3474	0.66	34.71	27.86	8.22	2.45	—	109.4	4.33	"						
2024	18	0	—	7.88	34.01	26.54	8.14	1.05	—	3.3	6.36	N 100 H	0-5	1634	1654	KT
		10	—	7.80	34.01	26.55	8.14	1.16	—	3.3	—	N 70 B				
		20	—	7.80	34.01	26.55	8.14	1.08	—	3.3	6.33	N 100 B				
		30	—	7.71	33.99	26.55	8.15	1.12	—	3.1	—	N 70 B				
		40	—	7.57	33.98	26.56	8.15	1.14	—	2.6	6.34	N 100 B				
		50	—	7.38	33.97	26.58	8.15	1.10	—	2.9	—	N 70 B				
		60	—	7.28	33.97	26.59	8.14	1.12	—	2.9	6.35	N 100 B				
		80	—	7.33	34.18	26.75	8.13	1.22	—	2.9	—	NHP				
		100	—	6.82	34.28	26.90	8.13	1.12	—	4.3	5.77	N 50 V				
		150	—	5.81	34.29	27.03	8.11	1.33	—	4.5	5.80	N 70 V				
		200	—	5.09	34.24	27.09	8.07	1.52	—	7.5	5.73	"				
		300	—	4.13	34.22	27.17	8.07	1.79	—	10.7	5.77	"				
		400	—	3.35	34.21	27.25	8.05	1.94	—	17.8	5.83	"				
		600 ²	598	2.81	34.22	27.29	8.06	2.32	—	28.4	5.23	"				
		800 ²	—	2.76	34.32	27.39	8.02	2.36	—	39.1	4.62	"				
		1000 ²	—	2.55	34.45	27.51	7.98	2.59	—	54.7	4.00	"				
		1490 ²	1495	2.58	34.71	27.72	7.99	2.43	—	62.8	3.97	"				
1970 ¹	1973	2.36	34.78	27.79	8.13	2.13	—	64.9	4.10	"						
2470 ¹	—	2.02	34.80	27.84	8.18	2.13	—	67.2	4.32	"						
2970 ¹	—	1.50	34.77	27.85	8.13	2.24	—	78.2	4.23	"						
3460 ¹	—	1.14	34.75	27.86	8.14	2.32	—	93.4	4.44	"						
3960 ¹	3957	0.85	34.73	27.86	8.22	2.53	—	100.8	4.35	"						
2025	19	0	—	11.65	34.41	26.21	8.17	0.63	—	3.4	5.85	N 100 B	109-0	1650	1710	KT
		10	—	11.64	34.41	26.22	8.17	0.63	—	3.4	—	N 100 B				
		20	—	11.63	34.41	26.22	8.17	0.59	—	2.7	5.82	N 70 B				
		30	—	11.63	34.41	26.22	8.17	0.59	—	2.6	—	N 100 B				
		40	—	11.60	34.41	26.22	8.17	0.59	—	2.7	5.81	NHP				
		50	—	11.60	34.41	26.22	8.17	0.59	—	2.6	—	N 70 V				
												109-0	1650	1740	Depth estimated	
												440-150	1650	1740	DGP	
												750-400	1650	1740	DGP	
												50-0	1802			
												1000-750				

Station	Position	Date	Hour	Sounding (metres)	WIND		SEA		Weather	Barometer (millibars)	Air Temp. °C.		Remarks
					Direction	Force (knots)	Direction	Force			Dry bulb	Wet bulb	
2025 <i>cont.</i>	42° 10·6' S, 00° 34·2' E	1937 31 iii											
2026	38° 56' S, 00° 10·2' E	1 iv	1600	4988*	WSW	10	SW	3	c	1023·0	13·3	11·6	mod. av. SW × W swell
2027	36° 07·3' S, 00° 07' E	2 iv	1600	4930*	WSW	14	WSW	3	c	1023·9	18·3	16·1	mod. av. WSW swell
2028	33° 57' S, 03° 02·4' E	3 iv	1600	4985*	SW × W	10	SW × W	2	c	1022·5	19·2	16·4	mod. av. SW × W swell

Station	Age of moon (days)	HYDROLOGICAL OBSERVATIONS										BIOLOGICAL OBSERVATIONS				Remarks	
		Depth (metres)	Depth by thermometer	Temp. °C.	S ‰	σ _t	pH	Mg.—atom m. ³			O ₂ c.c. litre	Gear	Depth (metres)	TIME			
								P	Nitrite N ₂	Si				From	To		
2025 cont.	19	60	—	11.32	34.43	26.30	8.18	0.63	—	2.7	5.70	N 70 V	750-500				
		80	—	10.62	34.49	26.46	8.16	0.76	—	2.7	—		"	500-250			
		100	—	10.41	34.50	26.51	8.15	0.80	—	2.7	5.61		"	250-100			
		150	—	9.02	34.47	26.72	8.15	0.99	—	3.8	5.64		"	100-50			
		200	—	8.64	34.56	26.85	8.12	1.01	—	3.6	5.61		"	50-0	—	1940	
		300	—	7.35	34.43	26.93	8.11	1.33	—	4.9	5.56						
		400	—	5.96	34.36	27.07	8.03	1.69	—	10.0	5.18						
		600 ¹	598	4.81	34.28	27.15	8.12	2.05	—	15.2	5.24						
		790 ¹	—	3.62	34.25	27.25	8.12	1.98	—	19.9	5.21						
		990 ¹	993	3.00	34.31	27.36	8.07	2.43	—	36.1	4.77						
2026	20	0	—	14.09	34.61	25.89	8.20	0.42	—	3.0	5.60	N 100 H N 70 B N 100 B N 70 B N 100 B N 70 B N 100 B NHP N 50 V N 70 V	0-5	1631	1651		
		10	—	14.08	34.61	25.89	8.20	0.42	—	3.0	—						
		20	—	14.07	34.61	25.90	8.20	0.42	—	3.1	5.57			130-0	1637	1657	KT
		30	—	14.07	34.61	25.90	8.20	0.42	—	3.1	—						
		40	—	14.07	34.61	25.90	8.20	0.42	—	2.9	5.56			450-150	1637	1727	Depth estimated
		50	—	14.01	34.61	25.91	8.20	0.42	—	2.6	—						
		60	—	13.71	34.58	25.94	8.18	0.49	—	2.4	5.52			750-400	1637	1727	DGP
		80	—	12.70	34.65	26.19	8.17	0.61	—	2.5	—			50-0	1751		
		100	—	11.43	34.73	26.51	8.16	0.70	—	3.7	5.45			100-0			
		150	—	10.52	34.75	26.69	8.17	0.89	—	3.8	5.44			1500-1000			
		200	—	9.73	34.67	26.76	8.13	0.95	—	4.8	5.50			1000-750			
		300	—	8.43	34.55	26.88	8.13	1.10	—	4.7	5.63			750-500			
		400	—	7.56	34.48	26.95	8.10	1.43	—	6.9	5.27			500-250			
		600 ³	—	4.87	34.29	27.14	8.18	2.15	—	14.1	4.97			250-100			
		800 ³	—	3.57	34.26	27.26	8.15	2.43	—	21.6	5.09			100-50			
		1000 ³	1000	3.06	34.31	27.35	8.13	2.59	—	34.5	4.64			50-0	—	2100	
		1440 ²	—	2.72	34.55	27.58	7.96	2.68	—	52.5	4.03						
		1920 ²	1920	2.65	34.75	27.74	8.05	2.51	—	57.2	4.10						
		2470 ¹	2465	2.53	34.83	27.81	8.19	2.15	—	51.1	4.44						
		2960 ¹	—	2.33	34.84	27.84	8.21	1.94	—	49.1	4.65						
3450 ¹	—	1.92	34.80	27.84	8.19	2.05	—	58.9	4.56								
3940 ¹	—	1.34	34.76	27.85	8.12	2.32	—	83.3	4.49								
2027	21	0	—	19.14	35.37	25.29	8.20	0.00	—	2.9	5.06	N 70 B N 100 B N 70 B N 100 B N 70 B N 100 B NHP N 50 V N 70 V	78-0	1638	1658	KT. GMT	
		10	—	19.14	35.37	25.29	8.20	0.00	—	3.0	—						
		20	—	19.13	35.37	25.29	8.20	0.00	—	2.9	5.03			310-150	1638	1728	Depth estimated
		30	—	18.83	35.32	25.32	8.20	0.00	—	4.0	—						
		40	—	18.44	35.26	25.37	8.21	0.00	—	2.5	5.09			600-400	1638	1728	DGP
		50	—	18.34	35.26	25.40	8.21	0.00	—	3.6	—						
		60	—	16.42	35.34	25.93	8.22	0.00	—	2.7	5.57			50-0	1750		
		80	—	14.83	35.33	26.28	8.19	0.00	—	2.8	—			100-0			
		100	—	14.24	35.28	26.37	8.17	0.36	—	2.8	5.06			1500-1000			
		150	—	13.12	35.16	26.50	8.15	0.59	—	4.6	4.92			1000-750			
		200	—	12.44	35.10	26.60	8.14	0.61	—	5.1	4.73			750-500			
		300	—	11.54	35.01	26.71	8.14	0.74	—	5.2	4.88			500-250			
		390	—	9.96	34.80	26.83	8.10	1.08	—	7.2	4.74			250-100			
		570 ²	569	6.74	34.47	27.06	8.18	1.67	—	14.3	4.59			100-50			
		770 ²	—	4.55	34.39	27.27	8.15	2.00	—	16.4	5.05			50-0	—	1920	
		970 ²	—	3.55	34.29	27.28	8.06	2.36	—	27.0	4.90						
		1460 ²	—	2.78	34.55	27.57	8.02	2.49	—	49.7	3.99						
		1950 ²	1952	2.68	34.80	27.78	8.12	1.90	—	46.1	4.26						
		2440 ¹	2446	2.55	34.83	27.81	8.19	1.92	—	51.1	4.36						
		2930 ¹	—	2.39	34.85	27.84	8.24	1.67	—	49.7	4.54						
3420 ¹	—	2.09	34.82	27.85	8.17	1.77	—	56.3	4.69								
3910 ¹	—	1.30	34.77	27.86	8.20	1.73	—	72.3	4.52								
4400 ¹	4399	1.06	34.76	27.87	8.24	2.26	—	89.1	4.35								
2028	22	0	—	21.13	35.91	25.17	8.16	0.00	0.00	—	4.87	N 100 H N 70 B N 100 B	0-5	1825	1845		
		10	—	21.06	35.90	25.18	8.16	0.00	0.00	—	—						
		20	—	21.06	35.90	25.18	8.17	0.00	0.01	—	4.85			118-0	1830	1850	KT
		30	—	21.05	35.90	25.18	8.17	0.00	0.00	—	—						
		40	—	21.01	35.85	25.15	8.17	0.00	0.00	—	4.83						
		50	—	20.84	35.80	25.16	8.18	0.00	0.00	—	—						
		60	—	18.94	35.51	25.44	8.20	0.00	0.00	—	5.30						
		80	—	16.36	35.41	26.00	8.19	0.00	0.00	—	—						
100	—	15.05	35.36	26.26	8.19	0.21	0.04	—	5.40								

Station	Position	Date	Hour	Sounding (metres)	WIND		SEA		Weather	Barometer (millibars)	Air Temp. °C.		Remarks
					Direction	Force (knots)	Direction	Force			Dry bulb	Wet bulb	
2028 <i>cont.</i>	33° 57' S, 03° 02.4' E	1937 3 iv											
2029	33° 59' S, 05° 55.1' E	4 iv	0900	5447*	SW	8	SW	2	bc	1021.6	20.6	16.7	mod. long SW × S swell
2030	33° 58.1' S, 06° 47' E	4 iv	1600	5354*	SW × S	8	SW × S	2	bc	1020.6	19.4	16.7	low av. SW swell
2031	33° 57.2' S, 09° 22.2' E	5 iv	0900	5040*	E × N	8	E	2	c	1020.5	19.4	16.8	low long S × E swell
2032	From 33° 57.5' S, 10° 24.1' E to 33° 59.6' S, 10° 24.6' E	5 iv	1600	4937*	E × S E × S	7 4	E × S E × S	2 2	bc bc	1019.0 1019.1	20.5 18.0	16.7 15.6	low long S × W swell ,,

Station	Age of moon (days)	HYDROLOGICAL OBSERVATIONS										BIOLOGICAL OBSERVATIONS				Remarks
		Depth (metres)	Depth by thermometer	Temp. °C.	S ‰	σ _t	pH	Mg.—atom m. ³				Gear	Depth (metres)	TIME		
								P	Nitrite N ₂	Si	O ₂ c.c. litre			From	To	
2028 cont.	22	150	—	13.90	35.27	26.44	8.17	0.32	0.02	—	4.96					
		200	—	13.22	35.19	26.51	8.16	0.38	0.01	—	5.04					
		300	—	11.86	35.06	26.68	8.12	0.68	0.00	—	4.69					
		400	—	10.15	34.82	26.81	8.09	0.97	0.00	—	4.64					
		600 ³	597	6.61	34.54	27.13	8.13	1.63	—	—	4.47					
		800 ³	—	4.14	34.31	27.24	8.11	2.05	—	—	4.94					
		1000 ³	—	3.56	34.38	27.36	8.06	2.45	—	—	4.32					
		1490 ²	—	2.79	34.61	27.62	8.04	2.60	—	—	3.82					
		1990 ²	1988	2.66	34.82	27.80	8.13	1.75	—	—	4.26					
		2490 ¹	2489	2.57	34.85	27.82	8.22	1.75	—	—	4.53					
		2980 ¹	—	2.36	34.86	27.85	8.18	1.77	—	—	4.64					
		3470 ¹	—	2.15	34.88	27.89	8.20	1.62	—	—	4.61					
		3970 ¹	—	1.41	34.80	27.88	8.19	1.67	—	—	4.55					
		4460 ¹	4458	1.09	34.77	27.87	8.20	2.41	—	—	4.30					
2029	23	0	—	20.72	35.82	25.21	—	—	—	—	TYFB	2900-2600	1040	1115	DGP	
2030	23	0	—	20.70	35.71	25.13	8.20	0.00	0.00	—	4.93	N 100 H N 70 B N 100 B	0-5 168-0	1813 1817	1833 1837	KT
		10	—	20.37	35.71	25.22	8.22	0.00	0.00	—	—					
		20	—	20.36	35.71	25.23	8.22	0.00	0.00	—	4.89					
		30	—	20.34	35.71	25.23	8.22	0.00	0.00	—	—					
		40	—	20.35	35.71	25.23	8.22	0.00	0.00	—	4.89					
		50	—	20.35	35.71	25.23	8.22	0.00	0.00	—	—					
		60	—	20.35	35.71	25.23	8.22	0.00	0.00	—	4.87					
		80	—	18.24	35.52	25.62	8.22	0.00	0.00	—	—					
		100	—	17.33	35.50	25.83	8.21	0.00	0.07	—	5.18					
		150	—	14.72	35.35	26.32	8.18	0.48	0.01	—	4.75					
		200	—	13.29	35.17	26.48	8.15	0.61	0.00	—	4.80					
		300	—	11.56	35.00	26.69	8.11	0.82	0.00	—	4.62					
		400	—	10.04	34.83	26.83	8.09	1.14	0.00	—	4.63					
		600 ³	—	6.92	34.51	27.06	8.13	2.01	—	—	4.30					
		800 ³	—	4.55	34.36	27.24	8.11	2.28	—	—	4.53					
		1000 ³	996	3.74	34.43	27.38	8.06	2.55	—	—	4.04					
		1490 ²	1494	2.80	34.67	27.66	8.07	2.62	—	—	3.70					
		1990 ²	—	2.72	34.82	27.80	8.12	2.19	—	—	4.32					
		2450 ¹	2450	2.63	34.86	27.83	8.21	1.75	—	—	4.47					
		2950 ¹	—	2.44	34.88	27.86	8.23	1.77	—	—	4.61					
3440 ¹	—	2.32	34.85	27.84	8.18	1.81	—	—	4.71							
3930 ¹	—	1.76	34.80	27.86	8.18	2.09	—	—	4.57							
4430 ¹	4428	1.17	34.77	27.87	8.24	2.28	—	—	4.30							
2031	24	0	—	20.70	35.77	25.18	—	—	—	—	TYFB	1800-1550	1014	1040	DGP. -1 hour	
2032	24	0	—	20.84	35.62	25.03	8.19	0.00	0.00	—	4.87	N 100 H N 70 B N 100 B	0-5 111-0	2212 2219	2232 2239	KT
		10	—	20.73	35.62	25.06	8.19	0.00	0.00	—	—					
		20	—	20.62	35.62	25.09	8.21	0.00	0.00	—	4.85					
		30	—	20.62	35.62	25.09	8.21	0.00	0.00	—	—					
		40	—	20.63	35.62	25.09	8.21	0.00	0.00	—	4.84					
		50	—	20.65	35.63	25.09	8.21	0.00	0.00	—	—					
		60	—	20.72	35.71	25.13	8.21	0.00	0.00	—	4.85					
		80	—	17.72	35.43	25.68	8.17	0.49	0.26	—	—					
		100	—	16.83	35.42	25.90	8.15	0.51	0.10	—	4.03					
		150	—	15.33	35.44	26.25	8.17	0.48	0.00	—	4.68					
		200	—	14.64	35.37	26.36	8.18	0.49	0.00	—	4.76					
		300	—	12.75	35.12	26.55	8.15	0.67	0.00	—	4.66					
		400	—	11.20	34.99	26.75	8.12	0.74	0.00	—	4.68					
		600 ²	610	7.92	34.61	27.01	8.14	1.52	—	—	4.12					
		800 ²	—	4.66	34.35	27.23	8.09	2.13	—	—	4.57					
		1000 ²	—	3.69	34.39	27.36	8.02	2.40	—	—	4.26					
		1500 ²	—	2.87	34.70	27.67	8.05	2.19	—	—	3.85					
		1990 ²	1987	2.77	34.84	27.80	8.07	2.00	—	—	4.44					
		2380 ¹	2383	2.64	34.86	27.82	8.22	1.62	—	—	4.45					
		2870 ¹	—	2.44	34.90	27.88	8.24	1.63	—	—	4.58					
3360 ¹	—	2.30	34.88	27.87	8.15	1.73	—	—	4.70							
3850 ¹	—	1.97	34.83	27.86	8.20	2.00	—	—	4.49							
4340 ¹	4340	1.20	34.77	27.87	8.22	2.36	—	—	4.40							

Station	Position	Date	Hour	Sounding (metres)	WIND		SEA		Weather	Barometer (millibars)	Air Temp. °C.		Remarks
					Direction	Force (knots)	Direction	Force			Dry bulb	Wet bulb	
2033	33° 54' S, 12° 31.2' E	1937 6 iv	0900	4632*	Lt SW airs	—	SW	0	bc	1017.6	20.0	16.3	low long conf. SSW and SSE swells
2034	33° 46.6' S, 14° 01.6' E	6 iv	1800	4369*	SW × S	5	SW × S	1	bc	1014.6	18.9	16.3	short mod. E × S swell
2035	33° 57.2' S, 16° 12.2' E	7 iv	0900	3474*	NW	10	NW	2	c	1014.7	19.7	16.4	low short NW swell
2036	33° 45.5' S, 15° 03.8' E	17 iv	0900	3867*	SW	5	SW	2	b	1015.9	19.7	16.7	low av. S swell
2037	33° 29.4' S, 10° 43' E	18 iv	0900	4882*	W	20	W	4	c	1008.4	17.4	17.2	mod. av. WSW swell
2038	33° 29.2' S, 06° 37.9' E	19 iv	1515	—	SW × S	12	SW × S	4	bc	1016.8	16.6	12.5	mod. av. SW swell
2039	33° 38.5' S, 3° 58.5' E	20 iv	0900	4965*	W × S	10	W × S	3	c	1019.4	17.2	12.3	mod. long SW × W swell
2040	33° 54.1' S, 00° 08.8' E	21 iv	1046	4517*	SSE	5	SSE	2	bc	1022.7	18.3	13.3	low av. S swell
2041	32° 40.2' S, 00° 11' W	21 iv	2100	1722*	ESE	5	ESE	2	bc	1020.5	17.8	14.7	low av. S swell

Station	Age of moon (days)	HYDROLOGICAL OBSERVATIONS										BIOLOGICAL OBSERVATIONS				Remarks
		Depth (metres)	Depth by thermometer	Temp. °C.	S _v	σ _t	pH	Mg.—atom m. ³			O ₂ c.c. litre	Gear	Depth (metres)	TIME		
								P	Nitrite N ₂	Si				From	To	
2033	25	0	—	20.60	35.56	25.05	—	—	—	—	—	N 100 H TYFB	0.5 1350-1250	0950 1000	1010 1026	DGP
2034	25	0	—	19.87	35.61	25.28	8.22	0.00	0.00	—	4.96	N 100 H N 70 B N 100 B	0.5	2055	2115	KT
		10	—	19.45	35.59	25.37	8.23	0.00	0.00	—	—)	162.0	2100	2120	
		20	—	19.40	35.59	25.38	8.23	0.00	0.00	—	4.96					
		30	—	19.12	35.62	25.48	8.24	0.00	0.00	—	—					
		40	—	18.94	35.62	25.53	8.23	0.00	0.00	—	4.99					
		50	—	18.93	35.62	25.53	8.23	0.00	0.00	—	—					
		60	—	18.84	35.62	25.56	8.22	0.00	0.00	—	4.98					
		80	—	18.75	35.62	25.58	8.22	0.00	0.00	—	—					
		100	—	17.33	35.54	25.87	8.22	0.27	0.29	—	4.95					
		150	—	15.93	35.50	26.16	8.19	0.36	0.01	—	4.87					
		200	—	14.65	35.36	26.35	8.18	0.55	0.00	—	4.73					
		300	—	12.26	35.00	26.56	8.16	0.63	0.00	—	5.04					
		400	—	11.32	34.63	26.45	8.13	0.87	0.00	—	4.74					
		600 ²	604	7.54	34.56	27.01	8.13	1.58	—	—	4.46					
		800 ²	—	4.46	34.29	27.19	8.09	2.20	—	—	4.98					
		1000 ²	—	3.67	34.41	27.37	8.07	2.49	—	—	4.27					
1490 ²	1488	2.74	34.67	27.67	8.03	2.49	—	—	3.94							
1980 ¹	1976	2.65	34.83	27.80	8.20	2.09	—	—	4.39							
2480 ¹	—	2.44	34.85	27.83	8.14	1.84	—	—	4.63							
2970 ¹	—	2.25	34.85	27.85	8.19	1.88	—	—	4.68							
3470 ¹	—	1.60	34.80	27.87	8.19	2.20	—	—	4.47							
3960 ¹	3960	1.04	34.77	27.88	8.17	2.32	—	—	4.39							
2035	26	0	—	20.29	35.56	25.13	—	—	—	—	N 100 H TYFB	0.5 950-750	0940 0940	0955 1007	DGP. - 2 hours	
2036	6	0	—	19.89	35.58	25.26	—	—	—	—	N 100 H TYFB	0.5 2650-2200	1035 1035	1055 1100	DGP	
2037	7	0	—	20.10	35.71	25.29	—	—	—	—	N 100 H TYFB	0.5 2050-1800	1004 1018	1024 1044	DGP. - 1 hour	
2038	8	0	—	19.48	35.79	25.51	—	—	—	—	TYFB	1200-850	1604	1632	DGP	
2039	9	0	—	20.00	35.82	25.41	—	—	—	—	N 100 H TYFB	0.5 1500-1200	0940 0958	1000 1024	DGP	
2040	10	0	—	19.44	35.41	25.24	—	0.00	—	3.9	5.02	TYFB	600-0	1335	1401	DGP
		100	—	14.03	35.26	26.40	—	0.38	—	4.3	5.01					
		200	—	12.53	35.11	26.59	—	0.53	—	4.5	4.84					
		300	—	11.63	35.03	26.70	—	0.70	—	4.5	4.92					
		400	—	10.09	34.84	26.83	—	0.89	—	7.1	4.68					
		490 ²	491	8.50	34.65	26.94	—	1.29	—	9.6	4.41					
		590 ²	—	6.82	34.49	27.06	—	1.81	—	11.6	4.53					
		690 ²	—	5.68	34.40	27.14	—	2.15	—	15.8	4.56					
		790 ²	792	4.47	34.31	27.21	—	2.05	—	17.6	4.77					
		890 ¹	—	3.76	34.29	27.26	—	2.34	—	22.9	4.81					
990 ¹	986	3.45	34.33	27.32	—	2.43	—	32.2	4.43							
1180 ¹	—	3.03	34.44	27.46	—	2.68	—	41.4	4.07							
1380 ¹	—	2.78	34.55	27.57	—	2.72	—	47.3	3.96							
2041	11	0	—	21.22	35.96	25.18	—	0.00	—	3.2	4.79					
		100	—	18.33	35.71	25.75	—	0.00	—	4.1	5.26					
		200	—	15.35	35.49	26.29	—	0.34	—	4.3	4.89					
		300	—	13.55	35.21	26.46	—	0.53	—	4.4	4.72					
		400	—	12.26	35.09	26.63	—	0.76	—	5.0	4.58					
		500 ²	511	10.52	34.88	26.79	—	1.01	—	6.9	4.33					
		600 ²	—	8.21	34.63	26.97	—	1.69	—	11.9	4.09					
		700 ²	—	7.00	34.52	27.06	—	2.05	—	15.3	4.06					
		800 ²	—	5.71	34.42	27.14	—	2.09	—	16.0	4.28					
		890 ²	893	4.20	34.32	27.25	—	2.26	—	23.4	4.54					
		980 ¹	983	3.86	34.33	27.28	—	2.34	—	27.8	4.39					
		1180 ¹	—	3.29	34.42	27.41	—	2.62	—	37.0	4.17					
		1380 ¹	—	2.84	34.55	27.57	—	2.74	—	45.6	3.97					
1570 ¹	1573	2.77	34.61	27.61	—	2.13	—	48.6	3.90							

Station	Position	Date	Hour	Sounding (metres)	WIND		SEA		Weather	Barometer (millibars)	Air Temp. °C.		Remarks
					Direction	Force (knots)	Direction	Force			Dry bulb	Wet bulb	
2042	31° 40.5' S, 00° 28.4' W	1937 22 iv	0700	3840*	NE × E	8	NE × E	2	c	1017.4	20.0	17.5	low long conf. SSE swell
2043	30° 06.7' S, 00° 56.2' W	22 iv	2030	4539*	NW × W	10	NW × W	3	c	1014.3	20.6	18.0	low av. conf. SE and NW swells
2044	28° 38' S, 01° 11.2' W	23 iv	0700	4114*	NNW	13	NNW	3	c	1012.8	21.1	17.3	low long conf. NNW and S swells
2045	27° 27.1' S, 01° 18.6' W	23 iv	2030	4983*	NW	10	NW	3	bc	1026.7	21.7	19.0	low av. NNW swell
2046	26° 06.9' S, 01° 33.6' W	24 iv	0700	4855*	NW	5	NW	2	bc	1014.0	21.8	19.7	low short NW swell

Station	Age of moon (days)	HYDROLOGICAL OBSERVATIONS										BIOLOGICAL OBSERVATIONS				Remarks
		Depth (metres)	Depth by thermometer	Temp. °C.	S‰	σ _t	pH	Mg.—atom m. ³			O ₂ c.c. litre	Gear	Depth (metres)	TIME		
								P	Nitrite N ₂	Si				From	To	
2042	11	0	—	20.94	35.92	25.23	—	0.00	—	3.6	4.83	TYFB N 100 H	2800-2300 0-5	1012	1036	DGP
		100	—	17.65	35.64	25.86	—	0.00	—	3.8	5.35			1025	1045	
		200	—	15.43	35.53	26.30	—	0.34	—	3.8	4.99					
		300	—	14.06	35.27	26.41	—	0.42	—	4.3	4.79					
		400	—	12.19	35.08	26.63	—	0.67	—	4.8	4.65					
		500 ²	505	10.27	34.93	26.87	—	0.93	—	7.5	4.42					
		600 ²	—	8.60	34.69	26.95	—	1.41	—	9.0	4.23					
		700 ²	—	7.13	34.52	27.04	—	2.05	—	11.5	4.33					
		800 ²	—	5.69	34.41	27.15	—	2.17	—	13.3	4.55					
		890 ²	885	4.75	34.36	27.22	—	2.40	—	18.8	4.35					
		990 ¹	992	3.96	34.35	27.30	—	2.53	—	24.3	4.28					
		1180 ¹	—	3.33	34.43	27.42	—	2.64	—	33.9	3.97					
		1380 ¹	—	3.02	34.57	27.56	—	2.66	—	40.6	3.83					
1580 ¹	1576	2.92	34.68	27.66	—	2.38	—	41.5	3.90							
2043	12	0	—	21.63	35.95	25.06	—	0.00	—	2.5	4.79					
		100	—	17.64	35.74	25.95	—	0.00	—	2.6	5.24					
		200	—	14.76	35.41	26.36	—	0.40	—	2.9	4.85					
		300	—	13.45	35.28	26.53	—	0.40	—	3.3	5.17					
		400	—	11.89	35.07	26.68	—	0.67	—	4.8	4.75					
		500 ²	515	9.95	34.84	26.86	—	1.06	—	7.5	4.19					
		600 ²	—	8.15	34.62	26.98	—	1.65	—	10.1	4.14					
		700 ²	—	6.41	34.48	27.11	—	2.05	—	14.4	4.32					
		800 ²	—	4.96	34.39	27.22	—	2.09	—	16.5	4.52					
		890 ²	885	4.23	34.34	27.25	—	2.30	—	20.7	4.50					
		970 ¹	973	3.74	34.34	27.31	—	2.38	—	24.8	4.39					
		1170 ¹	—	3.14	34.47	27.47	—	2.53	—	35.6	3.99					
		1370 ¹	—	2.92	34.59	27.59	—	2.74	—	41.1	3.83					
1570 ¹	1568	2.88	34.72	27.69	—	2.24	—	40.2	3.86							
2044	12	0	—	21.91	35.90	24.94	—	0.00	—	2.4	4.74	N 100 H N 450 H N 450 B	0-5 550-750 750-0	0912	0932	DGP
		100	—	16.63	35.53	26.02	—	0.00	—	3.9	5.25			0916	1116	
		200	—	14.96	35.44	26.34	—	0.27	—	4.0	4.86			1116	1205	
		300	—	13.63	35.17	26.42	—	0.57	—	6.6	4.69					
		400	—	11.28	34.99	26.74	—	0.86	—	5.8	4.47					
		500 ²	506	9.38	34.79	26.91	—	1.14	—	7.8	4.23					
		600 ²	—	7.61	34.59	27.03	—	1.98	—	12.2	3.92					
		700 ²	—	5.89	34.44	27.15	—	2.34	—	17.9	4.20					
		800 ²	—	4.60	34.38	27.25	—	2.38	—	20.7	4.32					
		900 ²	894	4.08	34.36	27.29	—	2.36	—	24.6	4.09					
		980 ¹	985	3.61	34.40	27.37	—	2.53	—	29.4	4.12					
		1180 ¹	—	3.05	34.50	27.50	—	2.70	—	36.6	3.90					
		1380 ¹	—	2.97	34.62	27.62	—	2.45	—	38.5	3.88					
1580 ¹	1578	2.86	34.73	27.71	—	2.01	—	38.5	4.04							
2045	13	0	—	22.02	35.85	24.87	—	0.00	—	2.6	4.76	N 100 H	0-5	2107	2127	
		100	—	16.22	35.55	26.14	—	0.25	—	4.1	5.09					
		200	—	15.25	35.47	26.30	—	0.30	—	3.9	4.92					
		300	—	13.47	35.19	26.46	—	0.55	—	4.3	4.78					
		400	—	11.47	34.99	26.70	—	0.84	—	5.6	4.55					
		500 ²	511	9.93	34.83	26.85	—	1.10	—	7.7	4.43					
		600 ²	—	7.86	34.59	27.00	—	1.63	—	12.0	3.99					
		700 ²	—	5.99	34.44	27.14	—	2.13	—	16.3	4.09					
		800 ²	—	4.59	34.38	27.26	—	2.34	—	19.4	4.26					
		900 ²	894	4.03	34.37	27.31	—	2.30	—	25.3	4.11					
		990 ¹	991	3.55	34.40	27.37	—	2.38	—	25.1	4.03					
		1180 ¹	—	3.14	34.56	27.54	—	2.55	—	38.5	3.82					
		1380 ¹	—	3.19	34.69	27.63	—	2.30	—	34.3	3.95					
1580 ¹	1578	3.15	34.79	27.73	—	1.84	—	29.6	4.16							
2046	13	0	—	22.64	36.14	24.92	—	0.00	—	1.9	4.67	N 450 B	500-0	0914	1002	DGP
		100	—	17.64	35.75	25.95	—	0.00	—	2.9	5.09					
		200	—	14.63	35.37	26.36	—	0.44	—	4.7	4.62					
		300	—	12.00	35.06	26.65	—	0.78	—	5.4	4.48					
		400	—	10.27	34.85	26.80	—	1.22	—	8.1	4.17					
		500 ²	528	8.08	34.65	27.00	—	1.46	—	12.2	4.05					
		600 ²	—	6.10	34.43	27.11	—	2.13	—	15.9	4.13					

Station	Position	Date	Hour	Sounding (metres)	WIND		SEA		Weather	Barometer (millibars)	Air Temp. °C.		Remarks
					Direction	Force (knots)	Direction	Force			Dry bulb	Wet bulb	
2046 <i>cont.</i>	26° 06.9' S, 01° 33.6' W	1937 24 iv											
2047	24° 53.9' S, 01° 43.5' W	24 iv	1800	4837*	NW × W	4	NW × W	2	cp	1014.4	22.2	19.7	low av. SW swell
2048	23° 16' S, 01° 51.7' W	25 iv	0700	4937*	Lt E airs	2	—	0	b	1016.5	21.2	18.6	low long SW swell
2049	21° 50.5' S, 02° 09.6' W	25 iv	2030	4840*	E × N	6	E × N	2	bc	1015.6	22.2	18.8	low long SW swell
2050	20° 26' S, 02° 16' W	26 iv	0700	5596*	E	8	E	2	bc	1015.2	22.3	18.6	low long conf. SW and E swells

Station	Age of moon (days)	HYDROLOGICAL OBSERVATIONS										BIOLOGICAL OBSERVATIONS				Remarks
		Depth (metres)	Depth by thermometer	Temp. °C.	S ‰	σ _t	pH	Mg.—atom m. ³			O ₂ c.c. litre	Gear	Depth (metres)	TIME		
								P	Nitrite N ₂	Si				From	To	
2046 cont.	13	700 ²	—	4.94	34.40	27.23	—	2.55	—	21.0	3.79					
		800 ²	—	4.24	34.39	27.30	—	—	—	25.9	3.81					
		900 ²	899	3.76	34.41	27.36	—	2.28	—	31.9	3.87					
		990 ¹	989	3.46	34.47	27.44	—	2.41	—	31.9	3.86					
		1190 ¹	—	3.16	34.58	27.56	—	2.55	—	38.5	3.82					
		1380 ¹	—	3.18	34.72	27.67	—	2.09	—	37.7	4.07					
		1580 ¹	1578	3.10	34.83	27.76	—	1.54	—	37.0	4.27					
2047	14	0	—	22.84	36.17	24.89	—	0.00	—	3.2	4.68	N 100 H TYFB	0-5 1300-900	1847 1849	1907 1914	DGP
		100	—	18.35	35.91	25.90	—	0.00	—	2.6	5.20					
		200	—	14.83	35.39	26.33	—	0.44	—	3.8	4.57					
		300	—	12.15	35.08	26.64	—	0.87	—	5.2	4.32					
		400	—	9.89	34.81	26.85	—	1.22	—	8.0	4.23					
		500 ²	516	8.04	34.63	27.00	—	1.58	—	11.2	3.91					
		600 ²	—	5.96	34.45	27.14	—	2.11	—	16.2	3.89					
		700 ²	—	4.58	34.36	27.24	—	2.30	—	22.5	4.16					
		800 ²	—	3.84	34.39	27.34	—	2.51	—	28.7	4.05					
		890 ²	888	3.68	34.47	27.42	—	2.55	—	33.1	3.65					
		980 ¹	979	3.45	34.53	27.49	—	2.55	—	35.2	3.68					
		1170 ¹	—	3.38	34.67	27.61	—	2.38	—	33.3	3.81					
		1370 ¹	—	3.29	34.77	27.70	—	2.26	—	33.6	4.14					
		1560 ¹	1557	3.17	34.85	27.77	—	1.75	—	28.9	4.37					
2048	14	0	—	22.72	35.93	24.74	—	0.00	—	2.3	4.66	N 100 H N 450 B N 450 B	0-5 1400-600 600-0	0930 1000 1100	0950 1100 1145	DGP
		100	—	17.84	35.88	25.99	—	0.00	—	3.9	5.00					
		200	—	14.14	35.34	26.44	—	0.53	—	4.7	4.53					
		300	—	11.75	35.02	26.68	—	1.05	—	6.4	4.05					
		400	—	9.55	34.79	26.89	—	1.27	—	8.8	4.14					
		500 ²	533	7.21	34.56	27.06	—	1.84	—	15.5	3.63					
		600 ²	—	5.72	34.44	27.17	—	2.34	—	19.5	3.73					
		700 ²	—	4.61	34.40	27.26	—	2.49	—	24.5	3.70					
		800 ²	—	4.00	34.42	27.34	—	2.66	—	30.6	3.74					
		890 ²	893	3.69	34.48	27.43	—	2.45	—	36.3	3.63					
		990 ¹	994	3.50	34.56	27.51	—	2.41	—	35.2	3.68					
		1190 ¹	—	3.39	34.68	27.62	—	2.26	—	35.6	3.85					
		1390 ¹	—	3.34	34.78	27.70	—	2.09	—	31.9	4.10					
		1580 ¹	1580	3.28	34.85	27.76	—	1.41	—	28.5	4.35					
2049	15	0	—	23.12	36.18	24.82	—	0.00	—	2.9	4.61					
		100	—	17.93	35.88	25.97	—	0.00	—	3.9	4.93					
		200	—	14.87	35.43	26.35	—	0.44	—	4.9	4.59					
		300	—	12.11	35.07	26.64	—	0.68	—	6.1	4.38					
		400	—	9.77	34.81	26.87	—	1.20	—	9.3	3.70					
		500 ²	528	7.20	34.56	27.06	—	1.63	—	14.0	3.68					
		600 ²	—	5.50	34.44	27.20	—	2.17	—	20.1	3.77					
		700 ²	—	4.52	34.40	27.27	—	2.34	—	23.7	3.86					
		800 ²	—	3.91	34.42	27.35	—	2.51	—	30.6	3.83					
		900 ²	898	3.62	34.49	27.44	—	2.36	—	33.1	3.67					
		990 ¹	993	3.51	34.56	27.51	—	2.36	—	32.8	3.71					
		1190 ¹	—	3.41	34.70	27.62	—	2.07	—	32.8	3.92					
		1390 ¹	—	3.38	34.82	27.74	—	1.71	—	28.5	4.29					
		1580 ¹	1582	3.25	34.88	27.79	—	1.33	—	28.7	4.50					
2050	15	0	—	23.03	36.08	24.75	—	0.00	—	4.4	4.61	N 450 B	430-0	0917	1020	DGP
		100	—	17.66	35.80	25.98	—	0.00	—	4.9	4.89					
		200	—	14.03	35.28	26.41	—	0.42	—	5.9	4.43					
		300	—	10.95	34.93	26.75	—	1.12	—	9.0	3.52					
		400	—	8.41	34.70	26.99	—	2.17	—	14.3	2.50					
		500 ²	524	6.71	34.57	27.14	—	2.26	—	18.7	2.46					
		600 ²	—	5.49	34.52	27.26	—	2.57	—	22.9	2.63					
		700 ²	—	4.80	34.48	27.31	—	2.59	—	25.5	2.89					
		800 ²	—	4.24	34.49	27.37	—	2.62	—	28.6	3.22					
		900 ²	903	3.97	34.52	27.43	—	2.30	—	29.5	3.22					
		990 ¹	990	3.76	34.56	27.48	—	2.30	—	29.9	3.42					
		1190 ¹	—	3.59	34.67	27.59	—	2.24	—	30.2	3.69					
		1380 ¹	—	3.51	34.79	27.69	—	1.62	—	28.8	4.01					
		1580 ¹	1580	3.44	34.85	27.74	—	1.31	—	26.2	4.33					

Station	Position	Date	Hour	Sounding (metres)	WIND		SEA		Weather	Barometer (millibars)	Air Temp. °C.		Remarks
					Direction	Force (knots)	Direction	Force			Dry bulb	Wet bulb	
2051	19° 10' S, 02° 30.9' W	1937 26 iv	1800	4917*	ESE	7	ESE	2	bc	1011.8	22.8	19.4	low long E swell
2052	19° 03' S, 02° 33' W	26 iv	2030	4983*	ESE	7	ESE	2	bc	1012.4	22.2	19.7	low long E swell
2053	17° 45.7' S, 02° 49.8' W	27 iv	0700	5287*	E × S	6	E × S	2	bcp	1012.4	22.8	20.6	low long E × S swell
2054	16° 20' S, 03° 19.9' W	27 iv	2030	4924*	E × S	2	Smooth	1	c	1012.3	23.4	20.0	low long E swell
2055	14° 55.8' S, 03° 39.7' W	28 iv	0700	5096*	Lt airs	3	—	0	c	1013.2	23.3	21.1	low long E swell
2056	13° 27.7' S, 04° 6.4' W	28 iv	2030	4407*	ESE	4	ESE	2	bc	1014.5	24.4	20.6	low long E swell

Station	Age of moon (days)	HYDROLOGICAL OBSERVATIONS										BIOLOGICAL OBSERVATIONS				Remarks
		Depth (metres)	Depth by thermometer	Temp. °C.	S ‰	σ _t	pH	Mg.—atom m. ³				Gear	Depth (metres)	TIME		
								P	Nitrite N ₂	Si	O ₂ c.c. litre			From	To	
2051	16	—	—	—	—	—	—	—	—	—	—	TYFB	990-600	1845	1915	DGP
2052	16	0	—	23.52	36.30	24.79	—	0.00	—	3.4	4.60					
		100	—	17.94	35.87	25.97	—	0.42	—	3.8	4.72					
		200	—	12.54	35.11	26.59	—	0.97	—	6.8	3.52					
		300	—	10.36	34.90	26.83	—	1.44	—	11.0	2.56					
		400	—	8.17	34.67	27.01	—	2.11	—	15.7	2.66					
		500 ²	522	6.51	34.56	27.16	—	2.32	—	19.8	2.50					
		600 ²	—	5.37	34.50	27.25	—	2.66	—	23.5	2.75					
		700 ²	—	4.64	34.48	27.33	—	2.66	—	26.2	2.92					
		800 ²	—	4.22	34.49	27.37	—	2.68	—	27.8	3.13					
		890 ²	892	3.94	34.53	27.44	—	2.59	—	29.0	3.25					
		990 ¹	994	3.75	34.57	27.49	—	2.57	—	29.9	3.43					
		1190 ¹	—	3.57	34.70	27.62	—	2.28	—	29.0	3.77					
		1390 ¹	—	3.38	34.82	27.74	—	2.11	—	28.2	4.30					
		1590 ¹	1589	3.15	34.83	27.76	—	1.65	—	31.7	4.28					
2053	16	0	—	23.92	36.54	24.85	—	0.00	—	2.6	4.54	N 450 B TYFB	500-0 900-550	0927 1055	1007 1123	DGP DGP
		100	—	18.37	35.95	25.92	—	0.42	—	4.7	4.67					
		200	—	13.45	35.18	26.47	—	1.63	—	8.5	2.28					
		300	—	10.57	34.97	26.86	—	2.45	—	11.8	1.43					
		400	—	8.11	34.70	27.04	—	2.38	—	17.0	2.53					
		500 ²	519	6.51	34.57	27.17	—	2.24	—	18.4	2.45					
		600 ²	—	5.38	34.49	27.24	—	2.70	—	24.2	2.90					
		700 ²	—	4.74	34.47	27.31	—	2.43	—	24.9	3.09					
		800 ²	—	4.33	34.49	27.36	—	2.43	—	27.2	3.24					
		900 ²	897	3.98	34.51	27.42	—	1.86	—	28.0	3.27					
		990 ¹	988	3.83	34.56	27.47	—	2.30	—	28.8	3.42					
		1190 ¹	—	3.60	34.69	27.60	—	2.15	—	29.9	3.66					
		1390 ¹	—	3.51	34.82	27.72	—	2.05	—	24.9	4.09					
		1580 ¹	1582	3.41	34.88	27.77	—	1.03	—	22.7	4.42					
2054	17	0	—	24.71	36.65	24.70	—	0.00	—	4.0	4.50					
		100	—	18.26	36.04	26.02	—	0.76	—	4.2	4.01					
		200	—	11.96	35.14	26.72	—	1.71	—	10.2	1.79					
		300	—	9.66	34.88	26.94	—	2.28	—	14.2	1.42					
		400	—	7.85	34.73	27.11	—	2.59	—	16.9	1.52					
		500 ²	523	6.49	34.61	27.20	—	2.47	—	19.6	2.01					
		600 ²	—	5.47	34.52	27.26	—	2.72	—	24.2	2.37					
		700 ²	—	4.83	34.50	27.32	—	2.72	—	24.9	2.70					
		800 ²	—	4.41	34.51	27.37	—	2.72	—	26.6	2.90					
		890 ²	890	4.14	34.56	27.44	—	2.59	—	27.4	2.88					
		990 ¹	1000	3.87	34.59	27.50	—	2.49	—	28.0	3.35					
		1190 ¹	—	3.65	34.67	27.58	—	2.28	—	28.6	3.60					
		1380 ¹	—	3.55	34.82	27.72	—	2.09	—	26.8	4.09					
		1580 ¹	1578	3.45	34.90	27.79	—	1.31	—	22.9	4.38					
2055	17	0	—	25.01	36.65	24.61	—	0.00	—	5.3	4.45	TYFB	2000-1400	0950	1043	DGP
		100	—	18.16	36.02	26.03	—	0.63	—	6.1	4.00					
		200	—	11.93	35.10	26.70	—	1.67	—	11.2	1.82					
		300	—	9.17	34.82	26.98	—	2.41	—	15.0	1.47					
		400	—	7.55	34.70	27.12	—	2.64	—	17.7	1.63					
		500 ²	527	6.45	34.59	27.19	—	2.47	—	19.0	1.98					
		600 ²	—	5.66	34.53	27.25	—	2.83	—	21.9	2.15					
		700 ²	—	4.82	34.51	27.33	—	2.60	—	25.0	2.68					
		800 ²	—	4.41	34.52	27.38	—	2.60	—	25.5	2.91					
		900 ²	896	4.07	34.56	27.45	—	2.17	—	26.6	3.01					
		990 ¹	993	3.92	34.58	27.48	—	2.28	—	27.4	3.22					
		1190 ¹	—	3.67	34.71	27.62	—	2.11	—	27.4	3.58					
		1380 ¹	—	3.57	34.83	27.72	—	1.82	—	24.4	4.08					
		1580 ¹	1575	3.48	34.90	27.79	—	1.01	—	22.8	4.35					
2056	18	0	—	25.61	36.67	24.43	—	0.00	—	3.5	4.43					
		100	—	15.94	35.74	26.35	—	1.12	—	7.2	2.61					
		200	—	11.34	35.09	26.80	—	2.13	—	12.2	1.15					
		300	—	9.33	34.85	26.96	—	2.43	—	14.8	1.25					
		400	—	7.97	34.74	27.10	—	2.55	—	16.7	1.43					

Station	Position	Date	Hour	Sounding (metres)	WIND		SEA		Weather	Barometer (millibars)	Air Temp. °C.		Remarks
					Direction	Force (knots)	Direction	Force			Dry bulb	Wet bulb	
2056 <i>cont.</i>	13° 27.7' S, 04° 6.4' W	1937 28 iv											
2057	12° 09' S, 04° 28.2' W	29 iv	0700	4791*	ESE	8	ESE	2	bc	1012.7	24.4	20.0	low long ESE swell
2058	10° 36.4' S, 04° 49.3' W	29 iv	2030	4791*	SE × E	6	SE × E	2	c	1011.9	25.0	21.1	low long ESE swell
2059	09° 11.4' S, 05° 17.4' W	30 iv	0700	4370*	SE × E	7	SE × E	2	c	1013.6	25.6	20.9	low long SE swell
2060	07° 58.2' S, 05° 40.5' W	30 iv	2030	5060*	SSE	5	SSE	0	b	1009.4	26.1	22.8	low long SE swell

Station	Age of moon (days)	HYDROLOGICAL OBSERVATIONS										BIOLOGICAL OBSERVATIONS				Remarks
		Depth (metres)	Depth by thermometer	Temp. °C.	S‰	at	pH	Mg.—atom m. ³			O ₂ c.c. litre	Gear	Depth (metres)	TIME		
								P	Nitrite N ₂	Si				From	To	
2056 <i>cont.</i>	18	500 ²	520	6.61	34.61	27.19	—	2.74	—	18.7	1.69					
		600 ²	—	5.75	34.55	27.26	—	2.93	—	22.1	1.94					
		700 ²	—	5.16	34.52	27.30	—	2.91	—	23.8	2.18					
		800 ²	—	4.68	34.51	27.34	—	2.81	—	24.7	2.62					
		890 ²	893	4.30	34.53	27.40	—	2.76	—	26.4	2.82					
		990 ¹	996	4.06	34.57	27.46	—	2.64	—	26.4	3.06					
		1190 ¹	—	3.74	34.70	27.60	—	2.38	—	26.4	3.56					
		1380 ¹	—	3.60	34.85	27.72	—	2.05	—	23.9	4.08					
		1570 ¹	1569	3.51	34.91	27.79	—	1.33	—	21.3	4.29					
2057	18	0	—	25.61	36.63	24.40	—	0.00	—	5.2	4.40	N 450 B N 450 B	1450-700	1013	1112	DGP
		100	—	17.44	35.95	26.15	—	1.03	—	6.8	3.23		700-0	1112	1137	
		200	—	10.94	35.08	26.87	—	2.17	—	13.2	1.58					
		300	—	9.25	34.86	26.98	—	2.55	—	16.0	1.38					
		400	—	8.16	34.75	27.08	—	2.74	—	18.7	1.43					
		500 ²	522	7.11	34.67	27.16	—	2.70	—	19.1	1.34					
		600 ²	—	6.09	34.57	27.22	—	2.72	—	22.5	1.96					
		700 ²	—	5.16	34.52	27.30	—	2.87	—	25.0	2.34					
		800 ²	—	4.65	34.53	27.37	—	3.14	—	25.2	2.65					
		900 ²	918	4.33	34.54	27.41	—	2.20	—	27.0	2.87					
		990 ¹	998	4.04	34.57	27.46	—	2.20	—	26.8	3.12					
		1190 ¹	—	3.78	34.73	27.62	—	1.77	—	26.1	3.61					
		1390 ¹	—	3.70	34.85	27.71	—	1.81	—	24.1	4.05					
		1590 ¹	1583	3.53	34.93	27.80	—	0.95	—	21.9	4.37					
2058	19	0	—	26.31	36.59	24.16	—	0.00	—	5.6	4.36					
		100	—	15.13	35.62	26.44	—	1.31	—	8.1	2.30					
		200	—	10.65	35.00	26.86	—	2.13	—	12.8	1.52					
		300	—	9.14	34.84	26.99	—	2.36	—	15.9	1.33					
		400	—	7.76	34.72	27.11	—	2.70	—	18.5	1.20					
		500 ²	519	6.73	34.64	27.20	—	2.83	—	20.5	1.32					
		600 ²	—	5.84	34.56	27.24	—	3.02	—	23.5	1.69					
		700 ²	—	5.07	34.53	27.32	—	2.93	—	24.2	2.26					
		800 ²	—	4.61	34.52	27.36	—	2.85	—	25.7	2.59					
		900 ²	897	4.24	34.53	27.41	—	2.59	—	27.6	2.91					
		990 ¹	996	4.06	34.58	27.47	—	2.47	—	27.6	3.20					
		1190 ¹	—	3.87	34.73	27.61	—	2.24	—	26.4	3.57					
		1390 ¹	—	3.75	34.85	27.71	—	1.98	—	23.3	4.11					
		1590 ¹	1586	3.55	34.93	27.80	—	1.27	—	20.7	4.39					
2059	19	0	—	26.38	36.59	24.13	—	0.00	—	5.7	4.34	N 450 B N 450 B	1900-1400	1049	1147	DGP
		100	—	15.93	35.69	26.31	—	1.24	—	7.7	2.46		1400-0	1147	1237	
		200	—	10.71	35.02	26.87	—	2.13	—	12.9	1.83					
		300	—	9.13	34.85	26.99	—	2.45	—	15.4	1.50					
		400	—	7.96	34.74	27.10	—	2.60	—	17.1	1.60					
		500 ²	499	6.72	34.64	27.20	—	2.60	—	21.2	1.49					
		600 ²	—	5.74	34.56	27.26	—	2.79	—	24.1	1.78					
		700 ²	—	4.84	34.52	27.33	—	2.68	—	25.0	2.42					
		800 ²	—	4.44	34.52	27.38	—	2.79	—	27.2	2.80					
		900 ²	894	4.24	34.56	27.43	—	2.11	—	28.4	2.95					
		990 ¹	992	4.13	34.62	27.50	—	2.13	—	28.2	3.14					
		1190 ¹	—	3.91	34.74	27.61	—	1.96	—	27.8	3.55					
		1390 ¹	1588	3.81	34.88	27.73	—	1.29	—	21.6	4.17					
		1590 ¹	—	3.67	34.99	27.84	—	0.87	—	19.5	4.54					
2060	20	0	—	27.28	36.09	23.46	—	0.00	—	5.0	4.30					
		100	—	14.72	35.47	26.42	—	1.58	—	9.6	2.19					
		200	—	11.59	35.13	26.78	—	1.71	—	10.8	1.78					
		300	—	9.66	34.90	26.95	—	2.28	—	14.5	1.88					
		400	—	8.67	34.83	27.06	—	2.47	—	16.0	1.45					
		500 ²	525	6.71	34.63	27.19	—	2.62	—	20.2	1.51					
		600 ²	—	5.52	34.56	27.28	—	2.85	—	22.1	2.25					
		700 ²	—	4.94	34.51	27.31	—	2.74	—	24.5	2.60					
		800 ²	—	4.54	34.52	27.37	—	2.78	—	25.5	2.90					
		900 ²	857?	4.24	34.54	27.42	—	2.26	—	28.4	3.05					
		990 ¹	995	4.08	34.62	27.51	—	2.15	—	27.0	3.30					
		1190 ¹	—	3.99	34.75	27.61	—	2.00	—	24.9	3.59					

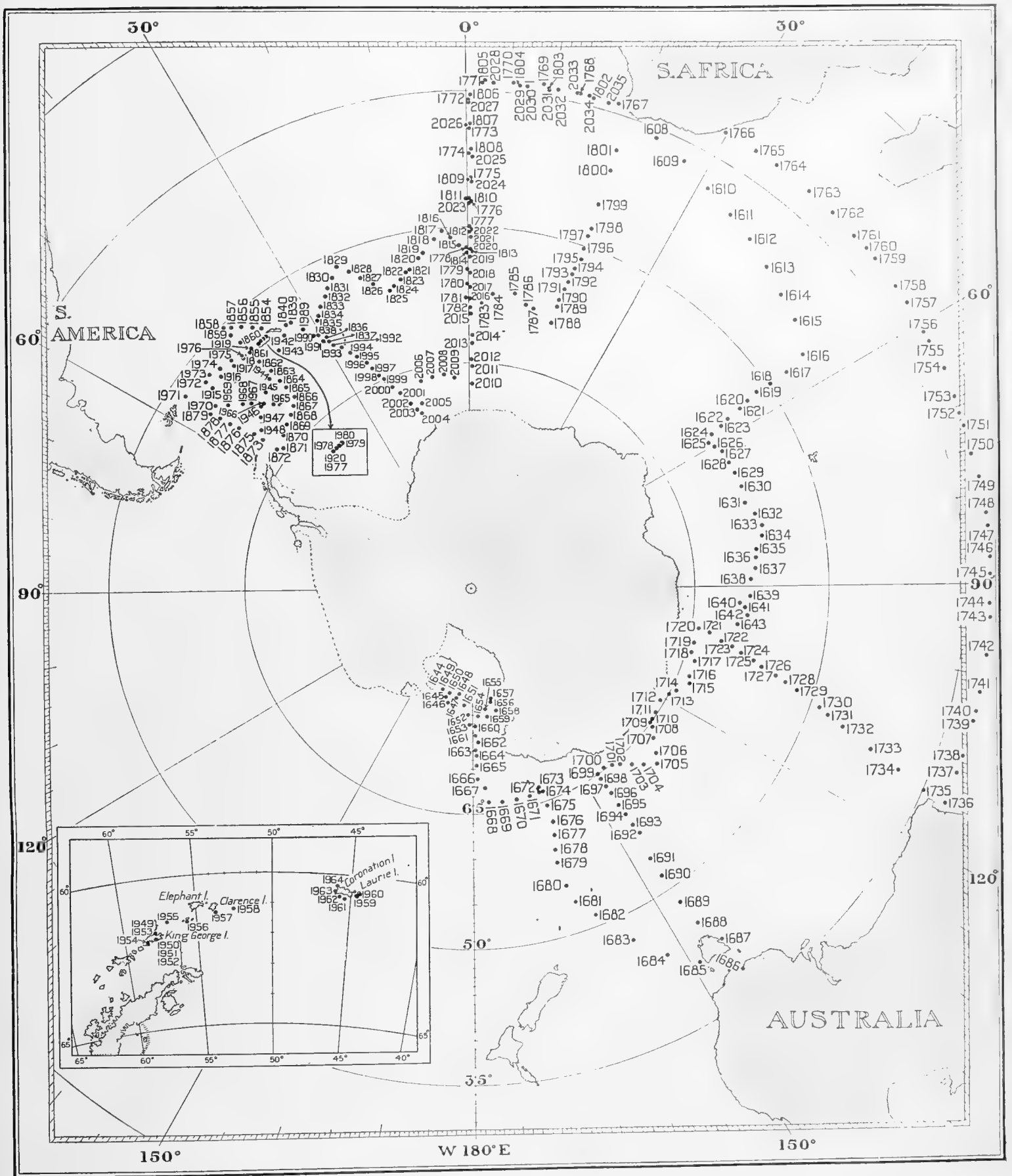
Station	Position	Date	Hour	Sounding (metres)	WIND		SEA		Weather	Barometer (millibars)	Air Temp. °C.		Remarks
					Direction	Force (knots)	Direction	Force			Dry bulb	Wet bulb	
2060 <i>cont.</i>	07° 58.2' S, 05° 40.5' W	1937 30 iv											
2061	06° 36' S, 06° 25.1' W	1 v	0700	4390*	SE × E	5	SE × E	2	b	1010.5	26.7	23.3	low long ESE swell
2062	05° 11.8' S, 06° 55.7' W	1 v	2030	3820*	SE × S	5	SE × S	2	b	1009.6	27.3	24.8	low long SE swell
2063	03° 24.8' S, 07° 51.2' W	2 v	0900	4300*	SE × S	6	SE × S	2	b	1011.8	28.0	24.2	low long SE swell
2064	00° 46.9' S, 10° 11.5' W	3 v	0934	4520*	SE × E	4	SE × E	1	bc	1012.7	29.2	25.6	low long SSE swell
2065	02° 07.9' N, 12° 30.5' W	4 v	0900	4849*	SSE	3	SSE	1	c	1012.6	28.0	25.0	low long S swell
2066	04° 56.4' N, 14° 46.7' W	5 v	0900	4922*	S	4	NE-S	2-9	od	1010.8	26.0	23.4	mod. short NE swell
2067	24° 12' N, 21° 12.2' W	12 v	2000	4500*	NE × N	4	—	0	c	1013.7	20.6	18.3	mod. short NNE swell
2068	27° 26.4' N, 19° 30.6' W	13 v	2000	4340*	Lt airs	2	—	0	bc	1015.9	19.5	17.0	mod. short NE swell
2069	30° 46.3' N, 17° 50.2' W	14 v	2000	4610*	N × W	6	N × W	2	bc	1014.9	18.3	15.3	mod. short NE × N swell
2070	39° 33.3' N, 12° 07.6' W	20 v	2000	4390* (approx.)	NW × W	12	NW × W	3	bc	1019.3	14.3	11.1	mod. av. NW swell
2071	42° 47' N, 10° 05.3' W	21 v	2000	3000*	SSW	18	SSW	4	c	1019.0	14.4	12.5	mod. av. conf. WNW and SSW swells
2072	46° 31.6' N, 07° 42.9' W	22 v	2000	4770*	SW × S	17	SW × S	4	cr	1015.1	13.0	12.6	mod. av. SSW swell

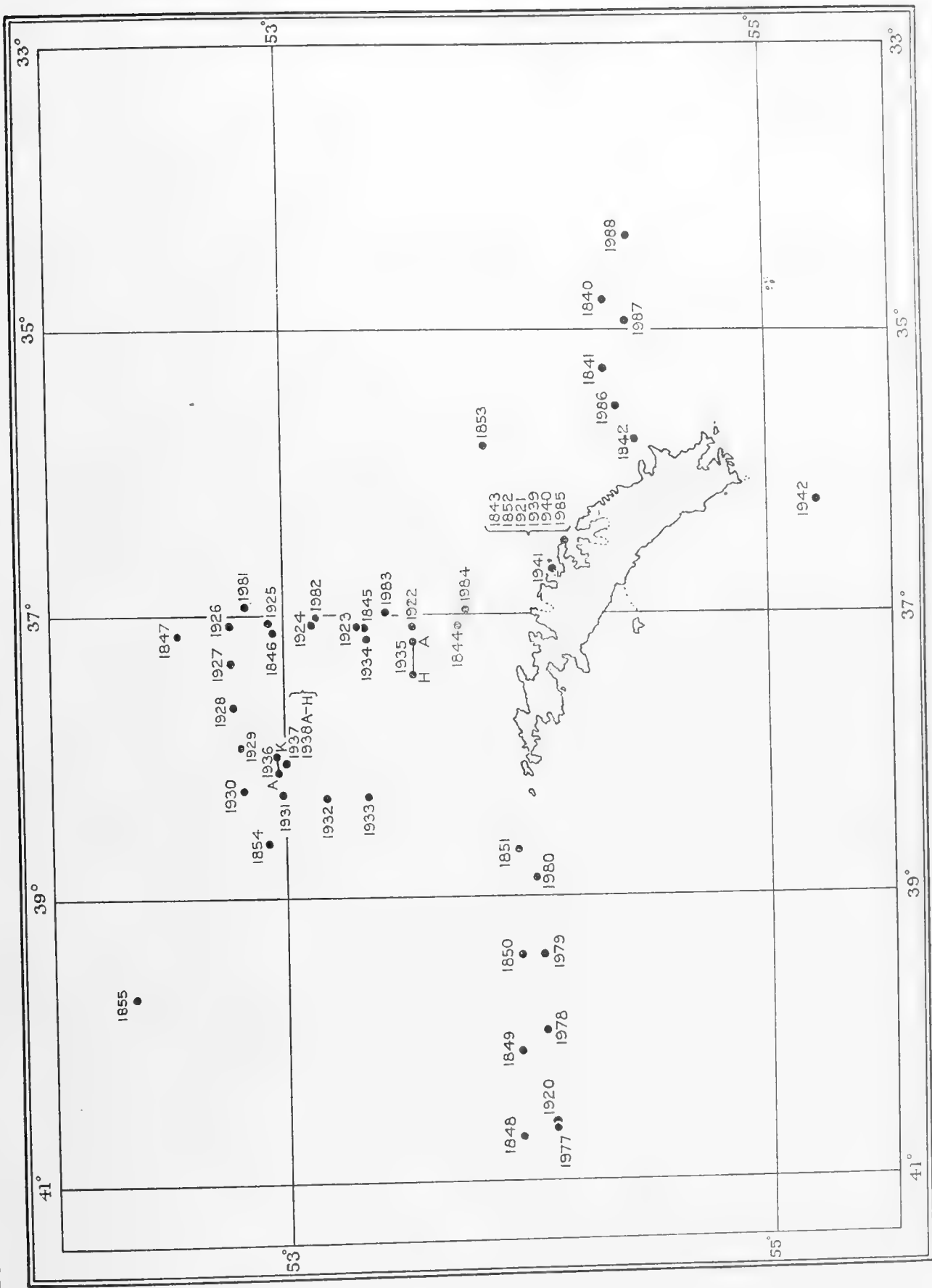
Station	Age of moon (days)	HYDROLOGICAL OBSERVATIONS										BIOLOGICAL OBSERVATIONS				Remarks	
		Depth (metres)	Depth by thermometer	Temp. C.	S ‰	σ _t	pH	Mg.—atom m. ³			O ₂ c.c. litre	Gear	Depth (metres)	TIME			
								P	Nitrite N ₂	Si				From	To		
2060 cont.	20	1390 ¹	—	3.97	34.90	27.74	—	1.54	—	20.2	4.20	N 450 B	1900-1500	0945	1045	DGP	
		1590 ¹	1588	3.70	34.97	27.81	—	0.86	—	19.1	4.51						
2061	20	0	—	27.93	35.47	22.80	—	0.00	—	7.2	4.22	N 450 B	1500-0	1045	1135	DGP	
		100	—	14.71	35.51	26.45	—	1.27	—	10.3	2.22	N 450 B					
		200	—	10.33	34.98	26.91	—	2.13	—	15.1	2.01						
		300	—	9.15	34.85	26.99	—	2.30	—	15.4	1.81						
		400	—	7.97	34.71	27.08	—	2.66	—	16.1	1.56						
		500 ²	532	6.55	34.59	27.18	—	2.15	—	21.4	1.68						
		600 ²	—	5.49	34.55	27.29	—	2.28	—	24.1	2.25						
		700 ²	—	4.76	34.51	27.33	—	2.36	—	26.8	2.78						
		800 ²	—	4.49	34.52	27.37	—	2.59	—	27.0	2.93						
		900 ²	897	4.28	34.54	27.42	—	1.52	—	27.0	3.04						
		990 ¹	992	4.11	34.63	27.50	—	1.54	—	27.0	3.27						
		1190 ¹	—	4.06	34.77	27.62	—	1.24	—	23.1	3.70						
		1390 ¹	—	3.94	34.92	27.75	—	1.16	—	21.6	4.26						
		1590 ¹	1585	3.74	34.95	27.80	—	0.49	—	20.3	4.58						
2062	21	0	—	27.93	35.63	22.92	—	0.00	—	5.7	4.28	N 450 B	1150-600	0956	1052	DGP. GMT	
		100	—	14.62	35.51	26.47	—	1.20	—	8.2	2.51						
		200	—	11.14	35.06	26.81	—	1.44	—	10.6	2.67						
		300	—	9.96	34.92	26.91	—	2.13	—	13.0	1.91						
		400	—	8.86	34.81	27.02	—	2.28	—	16.0	1.90						
		500 ²	508	6.72	34.64	27.20	—	2.45	—	19.9	2.07						
		600 ²	—	5.91	34.56	27.24	—	2.70	—	22.1	1.98						
		700 ²	—	4.94	34.52	27.32	—	2.64	—	24.2	2.58						
		800 ²	—	4.45	34.52	27.38	—	2.70	—	25.5	2.96						
		900 ²	896	4.21	34.56	27.43	—	2.05	—	25.9	3.05						
		990 ¹	986	4.11	34.59	27.47	—	2.11	—	25.9	3.26						
		1180 ¹	—	4.16	34.84	27.67	—	1.48	—	22.5	3.79						
		1380 ¹	—	4.01	34.92	27.74	—	1.35	—	17.6	4.30						
		1570 ¹	1569	3.82	34.97	27.81	—	0.61	—	16.7	4.62						
2063	21	—	—	—	—	—	—	—	—	—	N 450 B	600-0	1052	1120	DGP		
2064	22	—	—	—	—	—	—	—	—	—	N 450 B	1600-1050	1035	1120	DGP		
2065	23	—	—	—	—	—	—	—	—	—	N 450 B	1400-0	1107	1212	DGP		
2066	24	—	—	—	—	—	—	—	—	—	N 450 B	1950-1550	1010	1118	DGP		
2067	1	—	—	—	—	—	—	—	—	—	N 450 H	68(-0)	2010	2110	KT. + 1 hour		
2068	3	—	—	—	—	—	—	—	—	—	N 450 B	700-0	2030	2110	Depth estimated		
2069	4	—	—	—	—	—	—	—	—	—	N 450 H	50(-0)	2015	2100	KT		
2070	10	—	—	—	—	—	—	—	—	—	TYFH	30	2007	2040	KT		
											TYFH	30	2045	2115	KT		
											TYFH	200(-0)	2130	2207	Depth estimated		
2071	11	—	—	—	—	—	—	—	—	—	N 450 H	50(-0)	2020	2200	KT. GMT		
2072	12	—	—	—	—	—	—	—	—	—	TYFH	170(-0)	2015	2155	KT		

SUMMARIZED LIST OF STATIONS

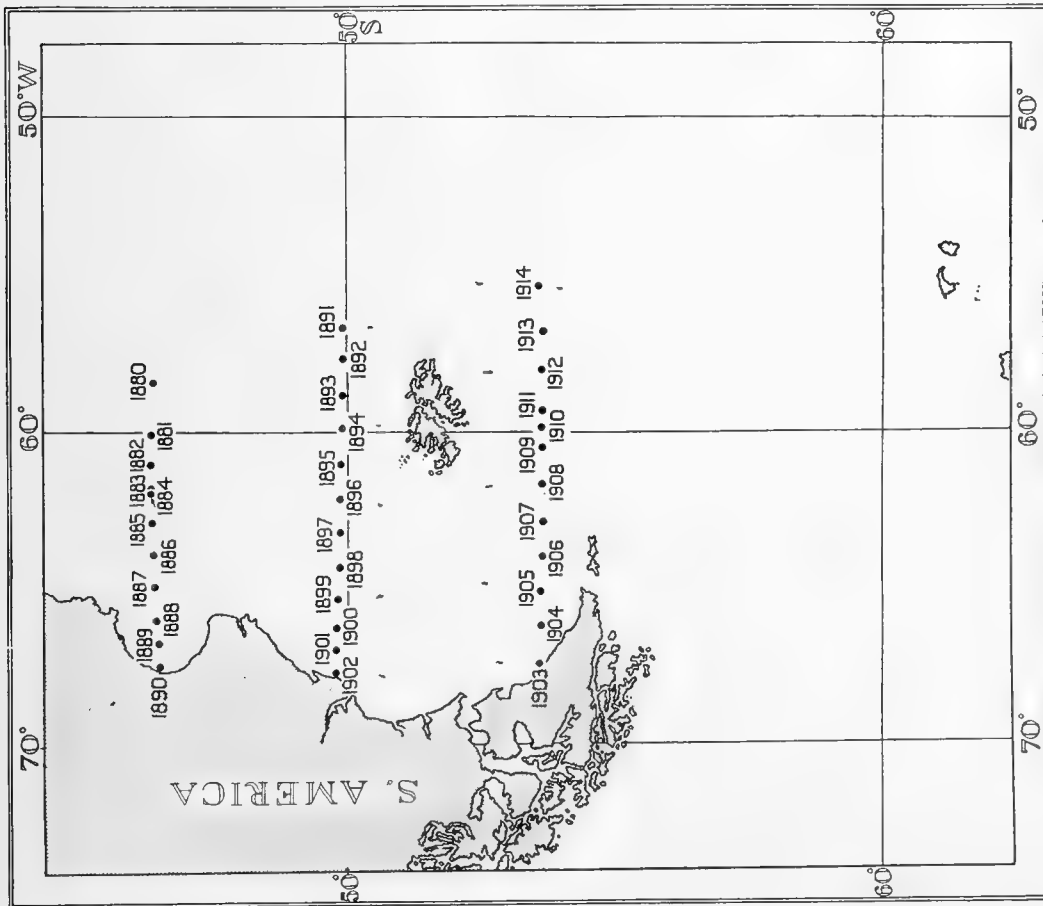
The positions of all stations made by the R.R.S. 'Discovery II' between October 1935 and May 1937 are shown on the charts reproduced in Plates I-III B. The following list indicates on which chart each of the stations is to be found.

Station	Date	Place	Plate
1590-1607	13. x.-1. xi. 35	Canary Islands—Cape Town	III B
1608-1625	10. xi.-25. xi. 35	Cape Town—ice-edge in 59° E	I
1625-1643	25. xi.-4. xii. 35	Ice-edge cruise 59° E—98° E	I
1644-1665	16. i.-30. i. 36	Bay of Whales and Ross Sea	I
1666-1672	31. i.-3. ii. 36	Ross Sea—Balleny Islands	I
1673-1686	3. ii.-4. iii. 36	Balleny Islands—Port Phillip, Victoria, Australia	I
1687-1699	5. iii.-15. iii. 36	Tasmania—ice-edge in 146° E	I
1699-1720	15. iii.-26. iii. 36	Ice-edge cruise 146° E—100° E	I
1720-1736	26. iii.-14. iv. 36	Ice-edge in 100° E—Fremantle, Western Australia	I
1736-1766	14. iv.-8. v. 36	Across the Indian Ocean in 32° S	I
1767-1771	18. v.-22. v. 36	Cape Town—Greenwich meridian	I
1772-1782	23. v.-3. vi. 36	36° S—59° S in Greenwich meridian	I
1783-1788	4. vi.-7. vi. 36	Ice-edge cruise 0°—17° E	I
1788-1801	7. vi.-16. vi. 36	59° S—Cape Town, in 17°—19° E	I
1802-1805	16. ix.-19. ix. 36	Cape Town—Greenwich meridian	I
1806-1814	20. ix.-28. ix. 36	35° S—53° S in Greenwich meridian	I
1814-1840	28. ix.-14. x. 36	Ice-edge cruise, Greenwich meridian—South Georgia	I
1840-1854	14. x.-3. xi. 36	South Georgia	II
1854-1879	3. xi.-15. xi. 36	Scotia Sea	I
1880-1914	21. xi.-1. xii. 36	Patagonian Shelf, 46° S—54° S	III A
1915-1919	2. xii.-4. xii. 36	Scotia Sea	I
1920-1942	4. xii.-31. xii. 36	South Georgia	II
1942-1948	31. xii. 36—4. i. 37	South Georgia—South Shetland Islands	I
1949-1958	6. i.-5. ii. 37	South Shetland Islands	I (inset)
1959-1964	8. ii.-15. ii. 37	South Orkney Islands	I (inset)
1965-1976	15. ii.-2. iii. 37	Scotia Sea	I
1977-1988	3. iii.-9. iii. 37	South Georgia	II
1989-2004	10. iii.-17. iii. 37	South Georgia—ice-edge in 15° W	I
2004-2010	17. iii.-21. iii. 37	Ice-edge cruise 15° W—Greenwich meridian	I
2010-2027	21. iii.-2. iv. 37	67° S—36° S in Greenwich meridian	I
2028-2035	3. iv.-7. iv. 37	Greenwich meridian—Cape Town	I
2036-2040	17. iv.-21. iv. 37	Cape Town—Greenwich meridian	III B
2040-2068	21. iv.-13. v. 37	34° S, 0° E—Canary Islands	III B
2068-2072	13. v.-22. v. 37	Canary Islands—Bay of Biscay	III B

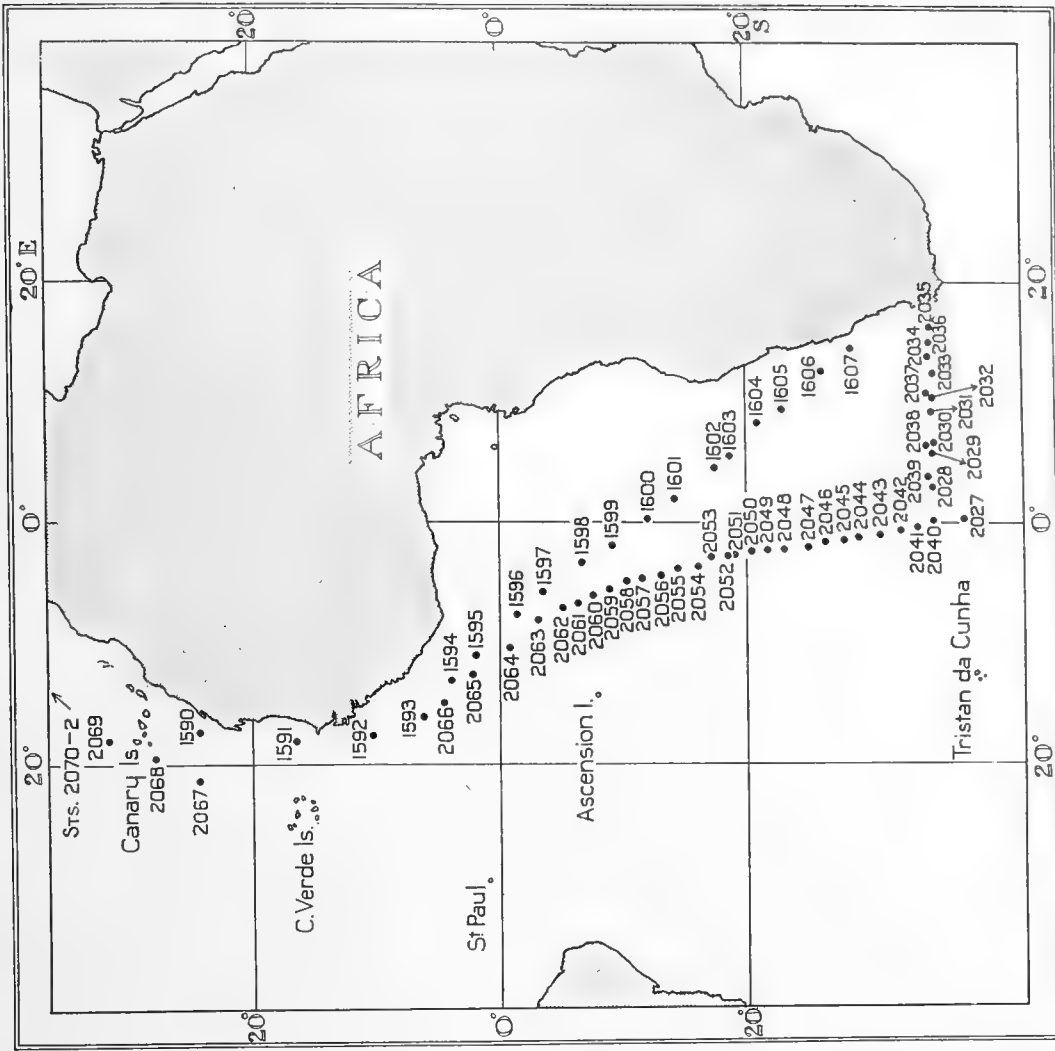








A



B



DISCOVERY INVESTIGATIONS STATION LIST

1937-1939

CONTENTS

INTRODUCTION	page 198
R.R.S. 'DISCOVERY II', STATIONS 2073-2652	202
SUMMARIZED LIST OF STATIONS	422
PLATES IV-VI	<i>following page 422</i>

DISCOVERY INVESTIGATIONS STATION LIST

1937-1939

Plates (IV-VI)

INTRODUCTION

THIS list is a continuation of the Station Lists already published in *Discovery Reports*, vols. I, III, IV, XXI, XXII and XXIV, and it gives particulars of the observations made by the R.R.S. 'Discovery II' from October 1937 to May 1939. Its arrangement follows that of the Station Lists published in vols. XXI, XXII and XXIV.

Nutrient salt contents are expressed in milligram atoms of the particular element per cubic metre of sea water. For pH estimation McClendon's standards were used; a correction was made for the fading of the tubes as described in vol. XXI, and the values represent the pH *in situ* corrected for temperature and salt error but not for pressure. For the estimation of phosphate 2 ml. of ammonium molybdate were used with a trace of copper and the resulting figures corrected for salt error by multiplying by a factor of 1.35. Silica was estimated by the method of Atkins and Cooper and no correction applied for salt error.

Depths measured by unprotected reversing thermometers are recorded in the column headed 'Depth by thermometer'; those recorded in the column headed 'Depth (metres)' were determined from the amount of wire paid out and from the most probable slope of the wire found by interpolation between the thermometric measurements; the small index figure placed above the figure for depth shows from which hoist of water sample bottles the sample was obtained. Time is expressed in the 24-hour system ending with midnight (0000). The difference of the ship's time from Greenwich mean time (GMT) is noted in the 'Remarks' column, this difference holding good until another entry is made. Times in heavy type refer to biological observations made between sunset and sunrise.

The following symbols are used for nets, apparatus, etc.:

B	Oblique.
BNR	Russell's bottom tow-net. A 1 m. net on a rectangular frame attached to skids which raise it clear of the bottom.
DC	Conical dredge. Mouth 16 in. (40.5 cm.) diameter, with a canvas bag.
DGP	Pressure depth gauge: a modification of the Budenberg pattern.
DLH	Large dredge. Heavy pattern, 4 ft. (1.2 m.) long.
H	Horizontal.
KT	Kelvin sounding tube.
NHP	A modification of Harvey's phytoplankton net. A metal funnel (aperture 30.5 cm.) leads to a recording mechanism and thence to a sleeve-shaped silk net of 200 meshes to the linear inch, terminating in a conical bucket. The apparatus is hauled vertically at approximately 10 m. a minute, and the mechanism records the volume of water filtered.
N 50	50 cm. silk tow-net. Mouth circular, 50 cm. (19.5 in.) diameter: 200 meshes to the linear inch.
N 70	70 cm. tow-net. Mouth circular, 70 cm. (27.5 in.) diameter: mesh graded, at cod-end of silk with 74 meshes to the linear inch.
N 100	1 m. tow-net. Mouth circular, 1 m. (3.3 ft.) diameter: mesh graded, at cod-end of stramin with 10-12 meshes to the linear inch.

INTRODUCTION

N 450	4½ m. tow-net. Mouth circular, 4½ m. (14·8 ft.) diameter: mesh graded, at cod-end of 7 mm. (0·28 in.) netting lined for part of its length with 4 mm. (0·16 in.) netting.
NS 50	Experimental high speed tow-net, primarily for krill. Rigid construction of fore and mid sections, which are covered with 1 in. (2·5 cm.) mesh wire netting; after part of cotton netting, with bucket. Mid section has 7 mm. (0·28 in.) netting stitched inside wire; after section of 4 mm. (0·16 in.) netting backed with stramin. Width at mouth 30·5 cm. (12 in.) widening to 50 cm. (19·5 in.) at ¼ of rigid length and narrowing to 15·25 cm. (6 in.) at end of frame. Length of after part 61 cm. (24 in.) and overall length 198 cm. (6·5 ft.). Towed direct from point on fore end ring and balanced by 28 lb. (12·7 kg.) lead weight secured to frame forward, on opposite side to towing point.
OTL	Otter trawl. Head rope 40 ft. (12·2 m.) long: mesh at cod-end 1¼ in. (3·2 cm.).
Sh. Coll.	Shore collecting.
TD	Transparency (or Secchi) disk, 50 cm. (19·5 in.) diameter.
TYF	Young-fish trawl. A bag of stramin, with 10–12 meshes to the linear inch, attached to a circular frame 2 m. (6·6 ft.) in diameter.
V	Vertical.

To the symbols for tow-nets (N 450, N 100, N 70, N 50 and TYF) B, H or V is always added to indicate whether the haul was made obliquely, horizontally or vertically. For determining the depths of horizontal and oblique nets, Kelvin sounding tubes or depth gauges were employed. Their use is indicated by the appropriate symbols in the 'Remarks' column; where the tube or gauge failed to register the depth was estimated and is noted as such. Details of fishing large plankton nets are given by Marr (1938). The experimental high speed tow-net (NS 50), when used, was towed immediately prior to a full station. The times of shooting and hauling are thus *before* the time given for the beginning of the Stations, but the inclusion of this net in the station observations enabled the sample to be given the number of the station concerned.

The state of the sea is expressed as a number in the Douglas Sea Scale, which is as follows:

STATE OF SEA

Scale number	Description
0	Calm
1	Smooth
2	Slight
3	Moderate
4	Rough
5	Very rough
6	High
7	Very high
8	Precipitous
9	Confused

The following symbols are used to denote the meteorological observations on the state of the weather:

- b blue sky whether with clear or hazy atmosphere, or sky not more than one-quarter clouded.
- bc sky between one-quarter and three-quarters clouded.
- c mainly cloudy (not less than three-quarters covered).
- d drizzle or fine rain.
- e wet air without rain falling.

INTRODUCTION

- f fog.
- fe wet fog.
- g gloomy.
- h hail.
- kq line squall.
- l lightning.
- m mist.
- o overcast sky (i.e. the whole sky covered with unbroken cloud).
- p passing showers.
- q squalls.
- r rain.
- rs sleet (i.e. rain and snow together).
- s snow.
- t thunder.
- tl thunderstorm.
- u ugly, threatening sky.
- v unusual visibility.
- w dew.
- z dust haze; the turbid atmosphere of dry weather.

Soundings taken by the echo-sounding apparatus are marked with an asterisk.

At the end of the lists (p. 422) will be found a Summary of the Stations made by the R.R.S. 'Discovery II' from October 1937 to May 1939, with references to the Charts (Plates IV-VI) on which the station positions are marked.

REFERENCES

- ATKINS, W. R. G., 1923. *The silica content of some natural waters and culture media*. Journ. Mar. Biol. Ass. U.K., XIII, pp. 151-9.
- BUCH, K., 1929. *On the determination of pH in sea water at different temperatures*. Journ. du Cons. IV, No. 3, pp. 267-80.
- COOPER, L. H. N., 1933. *Chemical constituents of biological importance in the English Channel, November 1930 to January 1932*. Part I. *Phosphate, silicate, nitrate, nitrite, ammonia*. Journ. Mar. Biol. Ass. U.K., XVIII, pp. 677-728. Part II. *Hydrogen-ion concentration, excess base, carbon dioxide and oxygen*. Journ. Mar. Biol. Ass. U.K., XVIII, pp. 729-54. Part III, June-December 1932. *Phosphate, silicate, nitrite, hydrogen-ion concentration, with a comparison of wind records*. Journ. Mar. Biol. Ass. U.K., XIX, pp. 55-62.
- 1938. *Salt error in determination of phosphate in sea water*. Journ. Mar. Biol. Ass. U.K., XXIII, pp. 171-8.
- GEISSLER, H., 1931. *Tiefenmessung mit ungeschützten Thermometern*. Ann. d. Hydr. usw., 59, pp. 433-8 (1 Tafel).
- HARVEY, H. W., 1934. *Measurement of phytoplankton population*. Journ. Mar. Biol. Ass. U.K., XIX, pp. 761-73.
- MARR, J. W. S., 1938. *On the operation of large plankton nets*. Discovery Reports, Vol. XVIII, pp. 105-20.
- McCLENDON, J. F., 1917. *The standardization of a new colorimetric method for the determination of the hydrogen-ion concentration, CO₂ tension, and CO₂ and O₂ content of sea water, etc.* Journ. Biol. Chem., XXX, pp. 265-88.
- SCHUMACHER, A., 1935. *Kippthermometertafeln, Neuberechnet auf Grund der Formeln von W. Hansen*. Ann. d. Hydr., usw., 63, pp. 237-9 (4 Tafeln).

R.R.S. 'DISCOVERY II',
STATIONS 2073-2652

Station	Position	Date	Hour	Sounding (metres)	WIND		SEA		Weather	Barometer (millibars)	Air Temp. °C.		Remarks
					Direction	Force (knots)	Direction	Force			Dry bulb	Wet bulb	
2073	13° 12' 2" N, 23° 44' W	1937 20 x	2000	4737*	NE	14	NE	3	c	1012.7	26.7	24.1	low av. NE swell
2074	10° 10' 9" N, 21° 13' 6" W	21 x	2003	5148*	SSE	9	SE	2	bc	1011.8	27.3	24.4	low long SE swell
2075	07° 30' 6" N, 19° 03' 3" W	22 x	2004	4614*	E × S	9	E × S	2	op	1012.7	26.1	24.2	low av. S swell
2076	03° 05' 4" N, 15° 14' 5" W	24 x	0904	4751*	S × W	19	S × W	4	bc	1015.0	26.7	23.5	mod av. S swell
2077	00° 04' 2" S, 12° 22' 1" W	25 x	1330	4212*	SSE	14	SSE	4	bc	1011.4	25.0	22.3	low av. S × E swell
2078	01° 53' 2" S, 10° 53' 8" W	26 x	0900	3928*	SE × S	14	SE × S	3	c	1012.5	23.9	21.9	low long SE × S swell
2079	05° 51' S, 07° 44' 3" W	27 x	2000	4577*	SSE	14	SSE	4	bcp	1013.3	22.8	21.1	mod. SE × S swell
2080	10° 12' 7" S, 04° 02' W	29 x	0900	5305*	ESE	15	ESE	4	cp	1014.9	21.1	17.8	mod. av. SE swell
2081	15° 25' 2" S, 00° 28' 9" E	31 x	0900	5499*	SE	14	SE	4	c	1019.1	18.8	15.1	mod. long SE swell
2082	20° 53' 4" S, 05° 23' 6" E	2 xi	0900	4442*	SE × E	15	SE × E	4	o	1019.5	17.0	13.6	mod. av. SE swell
2083	24° 43' 9" S, 08° 58' 7" E	3 xi	2000	4689*	SE × S	14	SE × S	4	c	1018.1	16.7	14.3	mod. av. SE swell
2084	28° 52' 9" S, 13° 20' 4" E	5 xi	0900	2537*	S	8	S	3	bc	1016.1	18.3	16.5	low av. S swell
2085	38° 06' 4" S, 20° 29' E	15 xi	2000	5206*	W × N	22	W × N	5	bc	1012.8	17.8	15.8	heavy conf. swell
2086	41° 28' 9" S, 22° 02' 7" E	16-17 xi	2000	5029*	NW	5	NW	2	cpd	1005.1	14.4	13.1	mod. long W swell
2087	44° 22' 1" S, 23° 31' E	17 xi	2000	5068*	SW × W	24	SW × W	6	o	999.7	6.7	5.6	heavy av. W × S swell

Station	Age of moon (days)	HYDROLOGICAL OBSERVATIONS											BIOLOGICAL OBSERVATIONS				Remarks
		Depth (metres)	Depth by thermometer	Temp. °C.	S‰	σ _t	pH	Mg.—atom m. ³				O ₂ c.c. litre	Gear	Depth (metres)	TIME		
								P	Nitrate + Nitrite N ₂	Nitrite N ₂	Si				From	To	
2073	16	—	—	—	—	—	—	—	—	—	—	—	TYFB	375-0	2030	2105	DGP. + 1 hour
2074	17	—	—	—	—	—	—	—	—	—	—	—	TYFB	875-400	2038	2114	DGP
2075	18	—	—	—	—	—	—	—	—	—	—	—	TYFB	1200-950	2056	2130	DGP
2076	19	—	—	—	—	—	—	—	—	—	—	—	TYFB	1400-1050	0956	1030	DGP
2077	21	—	—	—	—	—	—	—	—	—	—	—	TYFB	1300-1000	1446	1531	DGP
2078	22	—	—	—	—	—	—	—	—	—	—	—	TYFB	2600-1400	1012	1057	DGP. GMT
2079	23	—	—	—	—	—	—	—	—	—	—	—	TYFB TYFB	250-0 550-250	2030 2030	2055 2102	Depth estimated DGP
2080	25	—	—	—	—	—	—	—	—	—	—	—	TYFB TYFB	400-0 1750-950	0944 0944	1010 1020	Depth estimated DGP
2081	27	—	—	—	—	—	—	—	—	—	—	—	TYFB	950-500	0936	1004	DGP
2082	29	—	—	—	—	—	—	—	—	—	—	—	TYFB TYFB	330-0 1100-800	0942 0942	1011 1019	Depth estimated DGP
2083	1	—	—	—	—	—	—	—	—	—	—	—	TYFB	330-0	2017	2047	DGP Depth estimated
2084	2	—	—	—	—	—	—	—	—	—	—	—	TYFB TYFB	240-0 1500-800	1006 1006	1023 1054	- 1 hour Depth estimated
2085	13	—	—	—	—	—	—	—	—	—	—	—	N 70 V " " "	50-0 100-50 200-150 250-100	2014	—	- 2 hours
2086	14	0	—	15.15	35.28	26.17	8.24	0.21	—	0.31	3.4	5.51	N 50 V	100-0	2007	—	—
		10	—	15.00	35.28	26.20	8.24	0.21	—	0.31	3.4	—	NHP	50-0	—	—	—
		20	—	14.90	35.28	26.23	8.24	0.21	—	0.31	3.3	5.51	N 70 V	50-0	—	—	—
		30	—	14.90	35.28	26.23	8.24	0.21	—	0.26	3.4	—	"	100-50	—	—	—
		40	—	14.90	35.28	26.23	8.24	0.21	—	0.34	3.5	5.46	"	250-100	—	—	—
		50	—	14.90	35.25	26.20?	8.24	0.21	—	0.37	3.6	—	"	500-250	—	—	—
		60	—	14.70	35.25	26.24	8.24	0.21	—	0.33	10.9	5.39	"	750-500	—	—	—
		80	—	14.30	35.24	26.33	8.22	0.29	—	0.34	13.8	—	"	1000-750	—	—	—
		100	—	13.11	35.14	26.50	8.19	0.55	—	0.46	16.8	4.83	"	1500-1000	—	2215	—
		150	—	10.72	34.89	26.76	8.14	0.84	—	0.00	18.0	4.68	N 70 B	—	—	—	—
		200	—	9.72	34.83	26.89	8.10	1.08	—	0.00	23.9	4.41	N 100 B	96-0	2343	0005	KT
		300	—	7.62	34.66	27.08	8.07	1.46	—	0.00	27.5	4.20					
		400	—	5.92	34.48	27.18	8.01	1.82	—	0.00	31.1	4.15					
		600 ²	595	3.98	34.65	27.53	8.22	1.88	—	—	33.9	3.81					
		800 ²	—	3.39	34.48	27.46	8.10	2.47	—	—	37.6	3.37					
		1000 ²	—	2.95	34.60	27.59	8.22	2.53	—	—	40.7	3.37					
		1500 ²	—	2.60	34.74	27.74	8.22	2.22	—	—	45.3	3.91					
		2000 ²	1999	2.47	34.79	27.79	8.20	1.96	—	—	45.7	4.38					
		2500 ¹	—	2.30	34.81	27.82	8.36	1.96	—	—	45.6	4.18					
		3000 ¹	—	2.10	34.82	27.85	8.40	1.96	—	—	47.5	4.04					
		3490 ¹	3495	1.55	34.77	27.84	8.38	2.20	—	—	54.1	3.97					
		3980 ¹	—	1.07	34.76	27.87	8.40	2.20	—	—	59.7	3.98					
		4460 ¹	4455	0.83	34.72	27.85	8.32	2.32	—	—	60.8	3.85					
2087	15	0	—	7.79	34.13	26.64	8.16	1.03	—	0.41	3.6	6.48	N 70 V	50-0	2012	—	—
		10	—	7.79	34.13	26.65	8.16	1.08	—	0.43	3.6	—	"	100-50	—	—	—
		20	—	7.79	34.13	26.65	8.16	1.08	—	0.41	3.5	6.44	"	250-100	—	—	—
		30	—	7.79	34.13	26.65	8.16	1.12	—	0.41	3.7	—	"	500-250	—	—	—
		40	—	7.79	34.15	26.67	8.16	1.12	—	0.41	3.7	6.43	"	750-500	—	—	—
		50	—	7.77	34.24	26.74	8.16	1.05	—	0.42	3.8	—	"	1000-750	—	2135	—
		60	—	7.64	34.26	26.77	8.16	1.05	—	0.42	4.0	6.36	N 100 B	100-0	2236	2257	Depth estimated
		80	—	7.24	34.21	26.78	8.14	1.06	—	0.51	3.9	—					
		100	—	6.76	34.14	26.80	8.13	1.22	—	0.59	4.1	6.42					

Station	Position	Date	Hour	Sounding (metres)	WIND		SEA		Weather	Barometer (millibars)	Air Temp. °C.		Remarks
					Direction	Force (knots)	Direction	Force			Dry bulb	Wet bulb	
2087 <i>cont.</i>	44° 22.1' S, 23° 31' E	1937 17 xi											
2088	47° 00.9' S, 24° 58.6' E	18-19 xi	2000	5415*	W × S	30	W × S	6	od	1007.7	5.6	4.4	heavy av. W swell
2089	51° 49.1' S, 27° 42.6' E	20 xi	2004	4396*	W × S	19	W × S	3	c	999.0	0.3	-0.6	Heavy to mod. long W swell
2090	52° 58.6' S, 28° 10' E	21 xi	0900	*4566	WNW	19	WNW	3	o	997.8	1.1	0.6	mod. swell
2091	54° 11.3' S, 28° 52.4' E	21-22 xi	2000	5594*	E × N	14	E × N	3	ors	993.8	1.3	1.1	mod. conf. W × N and SE swells
			0000	—	NE × N	14	NE × N	3	ors	989.0	1.5	1.1	low conf. WNW and E swells

Station	Age of moon (days)	HYDROLOGICAL OBSERVATIONS											BIOLOGICAL OBSERVATIONS				Remarks
		Depth (metres)	Depth by thermometer	Temp. °C.	S ‰	σ _t	pH	Mg.—atom m. ³				O ₂ c.c. litre	Gear	Depth (metres)	TIME		
								P	Nitrate + Nitrite N ₂	Nitrite N ₂	Si				From	To	
2087 cont.	15	150	—	6.34	34.11	26.83	8.13	1.25	—	0.66	4.2	6.43					
		200	—	6.01	34.09	26.85	8.12	1.39	—	0.36	4.6	6.37					
		300	—	6.47	34.39	27.04	8.08	1.58	—	0.00	13.3	4.86					
		400	—	4.88	34.23	27.09	8.10	1.67	—	0.00	15.5	5.31					
		570 ²	—	3.62	34.22	27.22	8.14	2.13	—	—	21.2	4.99					
		760 ²	—	3.11	34.31	27.35	8.10	2.40	—	—	29.4	4.47					
		950 ¹	951	2.78	34.39	27.45	8.17	2.53	—	—	39.5	3.77					
		1420 ¹	—	2.65	34.61	27.64	8.17	2.51	—	—	46.9	3.51					
1880 ¹	1884	2.54	34.74	27.74	8.25	2.19	—	—	47.6	3.83							
2088	16	0	—	4.85	33.89	26.83	8.13	1.39	—	0.54	3.9	6.94					
		10	—	4.94	33.89	26.82	8.12	1.39	—	0.54	4.1	—					
		20	—	4.85	33.89	26.83	8.13	1.44	—	0.59	4.3	6.89					
		30	—	4.85	33.89	26.83	8.13	1.48	—	0.61	4.2	—					
		40	—	4.85	33.89	26.83	8.13	1.60	—	0.62	4.5	6.89					
		50	—	4.83	33.89	26.83	8.13	1.35	—	0.62	4.6	—					
		60	—	4.76	33.89	26.84	8.13	1.46	—	0.65	4.8	6.88					
		80	—	3.98	33.88	26.93	8.11	1.58	—	0.63	4.9	—					
		100	—	3.87	33.87	26.92	8.11	1.60	—	0.63	5.9	6.94					
		150	—	3.65	33.90	26.97	8.11	1.63	—	0.56	6.4	6.82					
		200	—	3.87	34.05	27.07	8.08	1.69	—	0.04	8.6	6.25					
		300	—	3.45	34.11	27.16	8.06	1.79	—	0.00	12.6	5.93					
		400	—	3.16	34.14	27.21	8.02	1.96	—	0.00	19.6	5.67					
		590 ²	589	2.64	34.24	27.34	8.13	2.34	—	—	29.8	4.62					
		770 ²	—	2.62	34.32	27.40	8.11	2.49	—	—	30.8	4.16					
		940 ²	934	2.52	34.51	27.56	8.10	2.55	—	—	45.7	3.82					
		1440 ²	—	2.51	34.70	27.71	8.11	2.34	—	—	47.1	3.96					
		1960 ²	1963	2.28	34.76	27.78	8.10	2.19	—	—	48.8	4.23					
		2420 ¹	2419	1.90	34.77	27.82	8.24	2.13	—	—	53.2	4.10					
		2880 ¹	2874	1.44	34.74	27.83	8.28	2.26	—	—	63.5	4.20					
3360 ¹	—	1.02	34.67	27.80	8.28	2.47	—	—	62.9	4.05							
3850 ¹	3854	0.67	34.67	27.82	8.26	2.47	—	—	69.5	4.05							
2089	18	0	—	0.02	34.04	27.36	8.10	2.05	—	0.44	38.5	7.71					
		10	—	0.02	34.04	27.36	8.09	2.13	—	0.42	38.3	—					
		20	—	0.01	34.04	27.36	8.10	2.13	—	0.43	38.9	7.64					
		30	—	0.01	34.04	27.36	8.10	2.13	—	0.44	38.3	—					
		40	—	0.00	34.04	27.36	8.10	2.13	—	0.42	38.5	7.58					
		50	—	0.00	34.04	27.36	8.10	2.07	—	0.44	39.1	—					
		60	—	0.00	34.04	27.36	8.10	2.11	—	0.48	41.1	7.57					
		80	—	0.00	34.04	27.36	8.10	2.11	—	0.48	42.3	—					
		100	—	0.10	34.04	27.37	8.08	2.13	—	0.46	42.7	7.55					
		150	—	0.00	34.13	27.43	8.03	2.49	—	0.30	43.2	6.60					
		200	—	1.42	34.37	27.53	7.95	2.70	—	0.00	45.9	4.56					
		300	—	1.83	34.52	27.62	7.90	2.78	—	0.00	52.7	3.99					
		400	—	1.91	34.59	27.68	7.92	2.72	—	0.00	55.0	3.84					
		600 ²	605	2.00	34.69	27.74	7.98	2.51	—	—	56.9	3.79					
		800 ²	807	1.91	34.73	27.79	8.03	2.45	—	—	57.1	3.95					
		980 ²	—	1.62	34.73	27.81	8.05	2.51	—	—	59.7	4.06					
		1440 ²	1438	1.12	—	—	—	—	—	—	—	—					
		1870 ¹	1870	0.78	34.71	27.86	8.19	2.87	—	—	72.8	4.08					
		2360 ¹	—	0.48	34.70	27.86	8.18	2.68	—	—	76.0	4.25					
		2850 ¹	2853	0.30	34.67	27.84	8.14	2.66	—	—	78.0	4.42					
3350 ¹	—	0.09	34.66	27.85	8.20	2.66	—	—	82.5	4.58							
3850 ¹	3854	0.07	34.66	27.85	8.21	2.66	—	—	83.3	4.41							
2090	18	0	—	0.35	33.77	27.16	—	—	—	—	—						
		100-0	—	—	—	—	—	—	—	—	—						—
		50-0	—	—	—	—	—	—	—	—	—						—
		5-0	—	—	—	—	—	—	—	—	—						—
2091	19	0	—	0.00	34.00	27.32	8.06	2.01	—	0.46	36.8	7.64					
		10	—	0.00	34.00	27.32	8.06	2.03	—	0.47	37.0	—					
		20	—	0.01	34.01	27.33	8.07	2.03	—	0.47	37.5	7.60					
		30	—	0.08	34.01	27.33	8.07	2.03	—	0.48	37.1	—					

Station	Position	Date	Hour	Sounding (metres)	WIND		SEA		Weather	Barometer (millibars)	Air Temp. °C.		Remarks
					Direction	Force (knots)	Direction	Force			Dry bulb	Wet bulb	
2091 <i>cont.</i>	54° 11'3" S, 28° 52'4" E	1937 21-22 xi											
2092	54° 49'4" S, 29° 18'4" E	22 xi	1100	—	NW × N	19	NW × N	3	o	979.8	1.2	1.1	low long NW swell
2093	55° 39'8" S, 29° 47'4" E	22-23 xi	2000	5514*	NNW	9	NNW	3	ofe	974.4	-0.6	-0.6	mod. long NW swell
			0000	—	N	8	N	2	ofe	974.4	-0.5	-0.6	low long NW swell
2094	56° 56'9" S, 31° 25'2" E	23-24 xi	2000	5587*	N × W	5	N × W	2	o	973.2	-1.3	-2.2	low av. NW swell
			0000	—	NNW	6	NNW	2	osp	973.2	-1.2	-2.2	low long NW swell

Station	Age of moon (days)	HYDROLOGICAL OBSERVATIONS											BIOLOGICAL OBSERVATIONS				Remarks			
		Depth (metres)	Depth by thermometer	Temp. °C.	S ‰	σ _t	pH	Mg.—atom m. ³				O ₂ c.c. litre	Gear	Depth (metres)	TIME					
								P	Nitrate + Nitrite N ₂	Nitrite N ₂	Si				From	To				
2091 cont.	19	40	—	-0.09	34.01	27.34	8.07	2.03	—	0.48	35.6	7.58	N 70 V	250-5						
		50	—	-0.10	34.01	27.34	8.07	2.07	—	0.48	35.5	—	"	250-100						
		60	—	-0.18	34.04	27.36	8.07	2.03	—	0.47	35.4	7.58	"	500-180						
		80	—	-0.29	34.05	27.37	8.09	2.03	—	0.48	35.9	—	"	500-250						
		100	—	-0.35	34.06	27.39	8.07	2.09	—	0.44	36.8	7.58	"	750-500						
		150	—	-0.43	34.13	27.44	8.04	2.15	—	0.36	36.5	7.16	"	1000-750						
		200	—	0.42	34.29	27.53	7.98	2.41	—	0.16	37.8	5.77	"	1500-1000		2307				
		300	—	1.63	34.57	27.68	7.89	2.64	—	0.00	46.7	4.03	N 100 H	50	2337	0007				
		400	—	1.77	34.65	27.73	7.92	2.53	—	0.00	54.6	3.92	N 70 B	100-0	2341	0003	KT			
		550 ²	553	1.76	34.70	27.78	8.01	2.47	—	—	53.7	3.77	N 100 B							
		720 ²	—	1.69	34.73	27.80	8.07	2.43	—	—	57.1	4.01	N 100 B	310-150	2341	0011	DGP			
		900 ²	895	1.37	34.71	27.82	8.02	2.45	—	—	58.3	4.06								
		1460 ²	1461	0.90	34.70	27.84	8.07	2.53	—	—	61.1	4.14								
		2000 ¹	2013	0.58	34.69	27.84	8.17	2.55	—	—	69.4	4.01								
		2460 ¹	—	0.35	34.69	27.85	8.14	2.57	—	—	73.8	4.35								
		2920 ¹	2920	0.14	34.68	27.86	8.18	2.57	—	—	77.8	4.42								
		3430 ¹	—	-0.11	34.67	27.87	8.19	2.57	—	—	77.0	4.57								
3960 ¹	3958	-0.21																		
2092	19	0	—	-0.80	33.79	27.20	—	—	—	—	—	N 50 V	100-0					1105		
												NHP	50-0					—	1120	
												N 100 H	5-0					1127	1147	
												N 70 B	152-0					1130	1150	KT
										N 100 B										
2093	20	0	—	-1.11	33.73	27.15	8.12	2.05	—	0.47	33.6	7.84	N 50 V	100-0	2005					
		10	—	-1.11	33.73	27.15	8.12	2.07	—	0.49	34.0	—	NHP	50-0						
		20	—	-1.11	33.73	27.15	8.12	2.09	—	0.49	34.3	7.77	N 70 V	50-0						
		30	—	-1.11	33.73	27.15	8.12	2.09	—	0.50	34.0	—	"	100-50						
		40	—	-1.11	33.73	27.15	8.11	2.11	—	0.49	33.7	7.73	"	250-100						
		50	—	-1.00	33.80	27.20	8.11	2.07	—	0.50	31.4	—	"	500-250						
		60	—	-0.71	33.87	27.25	8.11	2.09	—	0.49	32.5	7.66	"	750-500						
		80	—	-0.21	33.95	27.29	8.09	2.11	—	0.51	33.0	—	"	1000-750		2244				
		100	—	-0.26	33.96	27.30	8.09	2.11	—	0.51	33.3	7.54	N 100 H	5-0	2340	0010				
		150	—	-0.60	34.01	27.36	8.06	2.28	—	0.59	32.9	7.22	N 70 B	122-0	2345	0005	KT			
		200	—	0.83	34.29	27.50	7.98	2.60	—	0.00	41.8	5.34	N 100 B							
		300	—	1.74	34.54	27.65	7.90	2.60	—	0.00	53.4	4.10	TYFB	330-130	2345	0015	DGP			
		400	—	1.89	34.62	27.71	7.90	2.64	—	0.00	55.5	3.95								
		600 ³	596	1.92	34.71	27.77	7.97	2.60	—	—	56.9	4.04								
		800 ³	—	1.83	34.75	27.81	8.00	2.55	—	—	59.0	4.47								
		1000 ²	1008	1.59	34.74	27.82	8.11	2.51	—	—	60.4	3.94								
		1500 ²	1501	1.11	34.74	27.85	8.04	2.51	—	—	70.0	4.34								
		1970 ²	—	0.65	34.72	27.86	8.07	2.57	—	—	74.7	4.29								
		2440 ²	2437	0.40	34.70	27.86	8.02	2.64	—	—	78.0	4.47								
		2930 ¹	2929	0.19	34.69	27.87	8.14	2.68	—	—	83.3	4.31								
3460 ¹	—	-0.03	34.68	27.87	8.20	2.68	—	—	83.6	4.29										
3990 ¹	3992	-0.16	34.67	27.87	8.13	2.68	—	—	85.7	4.70										
4480 ¹	—	-0.24	34.66	27.86	8.25	2.68	—	—	89.1	4.74										
4960 ¹	4956	-0.27																		
2094	21	0	—	-1.61	33.51	26.99	8.11	1.88	—	0.44	34.1	7.84	N 50 V	100-0	2003					
		10	—	-1.68	33.51	26.99	8.11	1.96	—	0.44	32.2	—	NHP	50-0						
		20	—	-1.68	33.51	26.99	8.11	2.01	—	0.44	32.7	7.80	N 70 V	50-0						
		30	—	-1.70	33.51	26.99	8.11	2.05	—	0.44	33.0	—	"	100-50						
		40	—	-1.74	33.51	26.99	8.11	2.11	—	0.42	32.9	7.81	"	250-100						
		50	—	-1.74	33.52	27.00	8.11	2.05	—	0.48	33.2	—	"	500-250						
		60	—	-1.79	33.54	27.01	8.11	2.07	—	0.48	33.3	7.79	"	750-500						
		80	—	-1.60	33.66	27.10	8.11	2.09	—	0.49	33.2	—	"	1000-750						
		100	—	-1.30	33.86	27.26	8.09	2.09	—	0.52	33.6	7.62	"	1500-1000		2236				
		150	—	-1.01	34.00	27.36	8.07	2.22	—	0.64	33.6	7.34	N 100 H	5-0	0000	0032				
		200	—	-0.49	34.13	27.44	8.03	2.32	—	0.00	39.5	6.60	N 70 B	102-0	0004	0027	KT			
		300	—	1.13	34.48	27.64	7.95	2.43	—	0.00	51.3	4.56	N 100 B							
		400	—	1.45	34.59	27.71	7.95	2.41	—	0.00	52.8	4.18	TYFB	305-180	0004	0032	DGP			
		560 ³	563	1.77																
770 ³	—	1.60	34.74	27.82	8.00	2.30	—	—	55.3	4.27										
1000 ²	1005	1.23	34.72	27.83	8.05	2.38	—	—	56.9	4.07										

Station	Position	Date	Hour	Sounding (metres)	WIND		SEA		Weather	Barometer (millibars)	Air Temp. °C.		Remarks
					Direction	Force (knots)	Direction	Force			Dry bulb	Wet bulb	
2094 <i>cont.</i>	56° 56.9' S, 31° 25.2' E	1937 23-24 xi											
2095	56° 10.5' S, 32° 02.3' E	24 xi	0900	5543*	NW × N	9	NW × N	1	o	973.5	-1.0	-1.7	low long NW × N swell
2096	56° 01.1' S, 33° 31.9' E	24 xi	1500	5490*	NNE	6	NNE	1	c	975.6	0.0	-0.8	low long NW × N swell
2097	55° 55.3' S, 35° 05.3' E	24 xi	2210	5393*	NE	4-6	NE	1	os	977.1	-1.1	-1.1	low long NE swell
2098	56° 20.7' S, 37° 33.1' E	25 xi	0905	5768*	SSE	4-6	SSE	2	c	981.2	-1.1	-2.1	low long swell
2099	56° 55.8' S, 38° 32.7' E	25 xi	1500	5229*	S	20	S	4	c	984.3	-2.8	-3.6	low long conf. NNW and S swells
2100	57° 24.2' S, 39° 15.1' E	25-26 xi	2005	5186*	SW × W	19-24	SW × W	4	csp	987.9	-4.4	-5.0	low short SW swell
			0000	—	SW × W	18	SW × W	4	csp	988.0	-4.4	-5.0	low av. SW swell
2101	57° 56.9' S, 40° 55' E	26 xi	0905	5296*	W × N	9	W × N	3	c	989.1	-2.4	-3.9	low av. WNW swell
2102	57° 20.7' S, 42° 02.6' E	26 xi	1500	5377*	NW × W	9	NW × W	2	osp	988.9	-2.3	-3.0	low av. WNW swell

Station	Age of moon (days)	HYDROLOGICAL OBSERVATIONS											BIOLOGICAL OBSERVATIONS				Remarks	
		Depth (metres)	Depth by thermometer	Temp. °C.	S‰	σ _t	pH	Mg.—atom m. ³				O ₂ c.c. litre	Gear	Depth (metres)	TIME			
								P	Nitrate + Nitrite N ₂	Nitrite N ₂	Si				From	To		
2094 cont.	21	1480 ²	—	0.90	34.71	27.85	8.05	2.38	—	—	63.6	4.23						
		1970 ²	1972	0.51	34.70	27.86	8.01	2.60	—	—	67.0	4.32						
		2490 ²	2490	0.30	34.68	27.85	8.04	2.51	—	—	72.6	4.48						
		2960 ¹	2959	0.07	34.66	27.85	8.12	2.51	—	—	73.8	4.56						
		3450 ¹	—	-0.08	34.66	27.85	8.20	2.51	—	—	76.7	4.58						
		3950 ¹	3950	-0.19	34.66	27.86	8.15	2.60	—	—	78.2	4.84						
		4440 ¹	—	-0.25	34.66	27.86	8.20	2.60	—	—	81.4	4.78						
		4940 ¹	4936	-0.26	34.65	27.85	8.19	2.60	—	—	74.2	4.84						
2095	21	0	—	-1.00	33.42	26.90	—	—	—	—	—	—	N 50 V	100-0	0901	—	-1 hour	
														NHP	50-0	—	0916	
															5-0	0923	0945	
														N 70 B	110-0	0927	0947	KT
2096	21	0	—	-0.98	33.52	26.98	—	—	—	—	—	—	N 100 H	5-0	1504	1531	KT	
														N 70 B	128-0	1508		1529
														N 100 B				
2097	22	0	—	0.35	33.96	27.27	—	—	—	—	—	—	N 50 V	100-0	2210	—	KT	
														NHP	50-0	—		2224
															5-0	2234		2254
														N 70 B	128-0	2237		2257
2098	22	0	—	0.00	33.94	27.27	—	—	—	—	—	—	N 50 V	100-0	0905	—	KT	
															50-0	—		0919
															5-0	0922		0946
														N 70 B	120-0	0926		0946
2099	22	0	—	-0.58	33.89	27.26	—	—	—	—	—	—	N 100 H	5-0	1504	1524	KT	
															128-0	1508		1528
														N 100 B				
2100	23	0	—	-1.40	33.81	27.22	8.11	2.01	—	0.46	35.0	7.81	N 50 V	100-0	2005	—	DGP. N 100 B failed to close	
		10	—	-1.41	33.81	27.23	8.12	2.05	—	0.46	35.1	—	NHP	50-0	—	—		
		20	—	-1.47	33.81	27.23	8.12	2.01	—	0.46	35.2	7.75	N 70 V	50-0	—	—		
		30	—	-1.54	33.86	27.26	8.13	2.05	—	0.41	35.3	—	"	100-50	—	—		
		40	—	-1.64	33.90	27.30	8.13	2.05	—	0.41	35.5	7.69	"	250-100	—	—		
		50	—	-1.68	33.90	27.30	8.13	2.07	—	0.44	35.1	—	"	500-250	—	—		
		60	—	-1.68	33.90	27.30	8.13	2.07	—	0.41	35.5	7.67	"	750-500	—	—		
		80	—	-1.60	33.92	27.32	8.13	2.07	—	0.43	34.8	—	"	1000-750	—	—		
		100	—	-1.60	33.92	27.32	8.13	2.07	—	0.44	35.6	7.66	"	1500-65	—	—		
		150	—	-0.68	34.17	27.49	8.02	2.20	—	0.29	37.2	6.32	"	1500-1000	—	2349		
		200	—	0.72	34.40	27.60	7.96	2.45	—	0.00	51.4	4.96	N 100 H	5-0	0020	0040		
		300	—	1.65	34.59	27.70	7.94	2.45	—	0.00	59.6	4.03	N 70 B	122-0	0024	0044		
		400	—	1.79	34.66	27.73	7.94	2.49	—	0.00	60.6	3.99	N 100 B					
		570 ²	567	1.75	34.70	27.78	8.09	2.38	—	—	63.6	3.81	N 70 B	285-190	0024	0054		
		770 ²	—	1.62	34.74	27.82	8.09	2.30	—	—	64.0	3.91	N 100 B	285-0	0024	0102		
		970 ²	975	1.41	34.74	27.83	8.09	2.30	—	—	68.4	4.15						
		1460 ²	—	0.88	34.73	27.86	8.09	2.43	—	—	74.8	4.19						
		1930 ²	1927	0.50	34.69	27.84	8.11	2.51	—	—	81.8	4.17						
		2450 ¹	2449	0.33	34.68	27.85	8.16	2.55	—	—	82.6	4.38						
		2920 ¹	—	0.05	34.67	27.86	8.22	2.51	—	—	83.6	4.22						
3390 ¹	3385	-0.14	34.67	27.87	8.25	2.51	—	—	86.5	4.58								
3890 ¹	—	-0.23	34.67	27.87	8.27	2.51	—	—	87.1	4.73								
4390 ¹	4392	-0.28	34.66	27.87	8.23	2.51	—	—	82.9	4.79								
2101	23	0	—	-1.60	33.77	27.20	—	—	—	—	—	—	N 50 V	100-0	0906	—	KT	
															50-0	—		0917
															88-0	0928		0949
2102	23	0	—	-1.40	33.65	27.09	—	—	—	—	—	—	N 100 H	5-0	1506	1526	KT	
															115-0	1509		1529

Station	Position	Date	Hour	Sounding (metres)	WIND		SEA		Weather	Barometer (millibars)	Air Temp. C.		Remarks
					Direction	Force (knots)	Direction	Force			Dry bulb	Wet bulb	
2103	56° 41' 4" S, 43° 16' 7" E	1937 26 xi	2207	4715*	NW × W	14	NW × W	2	osp	989·1	-1·1	-1·2	low long W × N swell
2104	55° 39' 6" S, 45° 10' 6" E	27 xi	0905	4656*	W × N	17-21	W × N	4	osp	993·8	0·0	-0·6	mod. short WNW swell
2105	55° 10' 1" S, 46° 24' 7" E	27 xi	1500	4826*	W × N	20	W × N	4	c	999·2	-0·3	-1·1	mod. long W × N swell
2106	54° 46' 1" S, 47° 31' E	27 xi	2010	4537*	W × N	19	W × N	5	o	1003·4	0·0	-0·6	mod. long W × N swell
2107	55° 38' 8" S, 49° 42' 7" E	28 xi	0905	5497*	NW × N	19	NW × N	4	o	1001·2	0·6	0·0	mod. av. NW × N swell
2108	56° 09' 3" S, 51° 01' 2" E	28 xi	1500	5483*	NW × N	20	NW × N	5	os	998·7	0·0	-0·6	mod. long NW swell
2109	56° 41' 7" S, 52° 26' 2" E	28 xi	2207	5565*	NW × N	19	NW × N	5	os	992·6	-0·3	-0·6	mod. long WNW swell
2110	57° 30' 6" S, 54° 36' 8" E	29 xi	0906	5393*	NW	7-10	NW	3	om	991·3	-0·6	-0·9	mod. av. NW × W swell
2111	57° 59' 4" S, 56° 00' 4" E	29 xi	1500	5362*	WNW	12	WNW	3	o	990·7	-1·1	-1·6	low long WNW swell
2112	58° 17' 8" S, 56° 54' 6" E	29 xi	1845	5236*	NW	9	NW	2	o	989·8	-1·1	-1·6	low av. WNW swell

Station	Age of moon (days)	HYDROLOGICAL OBSERVATIONS											BIOLOGICAL OBSERVATIONS				Remarks
		Depth (metres)	Depth by thermometer	Temp. °C.	S‰	σ _t	pH	Mg.—atom m. ³				O ₂ c.c. litre	Gear	Depth (metres)	TIME		
								P	Nitrate + Nitrite N ₂	Nitrite N ₂	Si				From	To	
2103	24	0	—	-1.20	33.74	27.16	—	—	—	—	—	—	N 50 V NHP N 100 H N 70 B N 100 B	100-0 50-0 5-0 88-0	2207 — 2223 2228	— 2220 2254 2248	KT
2104	24	0	—	-0.70	33.95	27.31	—	—	—	—	—	—	N 50 V NHP N 100 H N 70 B N 100 B	100-0 50-0 5-0 86-0	0905 — 0922 0926	— 0917 0946 0946	-1 hour 30 minutes KT
2105	24	0	—	-0.55	33.95	27.31	—	—	—	—	—	—	N 100 H N 70 B N 100 B	5-0 88-0	1503 1507	1532 1528	KT
2106	25	0	—	-0.65	33.95	27.32	8.09	2.05	—	0.45	29.1	7.79	N 50 V NHP N 70 V	100-0 50-0 50-0	2012		
		10	—	-0.66	33.95	27.32	8.09	2.05	—	0.44	29.3	—		50-0			
		20	—	-0.66	33.95	27.32	8.09	2.05	—	0.44	29.3	7.74		50-0			
		30	—	-0.66	33.95	27.32	8.09	2.05	—	0.44	28.7	—		100-50			
		40	—	-0.66	33.97	27.33	8.09	2.07	—	0.46	28.2	7.70		250-100			
		50	—	-0.68	33.97	27.33	8.09	2.07	—	0.45	29.0	—		500-250			
		60	—	-0.69	33.97	27.33	8.09	2.07	—	0.46	28.9	7.70		750-500			
		80	—	-0.82	33.99	27.36	8.08	2.09	—	0.45	30.7	—		1000-750			
		100	—	-0.95	33.99	27.36	8.08	2.17	—	0.46	29.8	7.63		1500-1000		2230	
		150	—	-0.06	34.21	27.49	8.01	2.40	—	0.19	36.3	6.10	N 100 H	5-0	2304	2334	
		200	—	0.91	34.37	27.57	7.95	2.62	—	0.00	46.4	4.98	N 70 B	84-0	2308	2328	KT
		300	—	1.68	34.57	27.67	7.89	2.62	—	0.00	51.6	4.08	N 100 B				
		400	—	1.85	34.63	27.71	7.95	2.51	—	0.00	55.9	4.00	N 70 B				
		600 ²	604	1.84	34.71	27.78	7.99	2.47	—	—	59.7	3.96	N 100 B	250-180	2308	2337	DGP
		800 ²	—	1.71	34.74	27.81	7.99	2.45	—	—	60.9	4.08					
		1000 ²	—	1.60	34.74	27.82	8.02	2.43	—	—	63.0	4.27					
		1500 ²	1502	0.94	34.71	27.84	8.01	2.53	—	—	71.4	4.36					
		2000 ¹	2011	0.37	34.69	27.86	8.11	2.62	—	—	75.3	4.51					
		2500 ¹	—	0.28	34.67	27.84	8.12	2.70	—	—	79.4	4.44					
		3000 ¹	2992	0.20	34.67	27.85	8.07	2.70	—	—	82.2	4.58					
		3500 ¹	—	0.08	34.66	27.85	8.07	2.70	—	—	82.6	4.72					
		4000 ¹	4019	-0.10	34.66	27.86	8.11	2.68	—	—	83.6	4.71					
2107	25	0	—	0.22	33.95	27.28	—	—	—	—	—	—	N 50 V NHP N 70 B N 100 B	100-0 50-0 100-0	0908 — 0929	— 0919 0949	KT
2108	25	0	—	-0.20	33.86	27.22	—	—	—	—	—	—	N 100 H N 70 B N 100 B	5-0 128-0	1506 1510	1530 1529	KT
2109	26	0	—	-0.95	33.75	27.16	—	—	—	—	—	—	N 50 V NHP N 100 H N 70 B N 100 B	100-0 50-0 5-0 99-0	2207 — 2225 2229	— 2219 2245 2249	KT
2110	26	0	—	-0.90	33.69	27.11	—	—	—	—	—	—	N 50 V NHP N 100 H N 70 B N 100 B	100-0 50-0 5-0 146-0	0909 — 0926 0929	— 0918 0952 0950	-2 hours KT
2111	26	0	—	-0.90	33.82	27.22	—	—	—	—	—	—	N 100 H N 70 B N 100 B	5-0 133-0	1505 1508	1525 1528	KT
2112	27	—	—	—	—	—	—	—	—	—	—	—	N 100 H	5-0	1852	1902	

Station	Position	Date	Hour	Sounding (metres)	WIND		SEA		Weather	Barometer (millibars)	Air Temp. °C.		Remarks
					Direction	Force (knots)	Direction	Force			Dry bulb	Wet bulb	
2113	58° 22.9' S, 57° 10.5' E	1937 29 xi	2008	5175*	WNW	9	WNW	2	osp	987.6	-1.4	-1.6	low long WNW swell
2114	59° 09.7' S, 59° 36.3' E	30 xi	0902	5139*	WNW	14	WNW	4	o	983.0	-0.1	-0.6	mod. short NW x W swell
2115	59° 38.7' S, 61° 03.3' E	30 xi	1500	5044*	WNW	20	WNW	4	o	986.0	-0.6	-1.0	mod. av. NW swell
2116	60° 11.9' S, 62° 40.1' E	30 xi	2205	4855*	WNW	19	WNW	4	o	992.2	-0.8	-1.2	mod. long NW swell
2117	60° 07.1' S, 65° 20.2' E	1 xii	0904	4751*	NNW	19	NNW	4	o	996.3	-0.6	-0.9	mod. long NW x N swell
2118	60° 07.6' S, 66° 58.5' E	1 xii	1500	4680*	N x W	24	N x W	5	ors	994.0	0.0	-0.3	mod. long NW swell
2119	59° 47.6' S, 68° 05.1' E	1 xii	2005	4535*	N x W	24-30	N x W	6	od	991.4	0.3	0.0	heavy short N x W swell

Station	Age of moon (days)	HYDROLOGICAL OBSERVATIONS											BIOLOGICAL OBSERVATIONS				Remarks			
		Depth (metres)	Depth by thermometer	Temp. °C.	S ‰	σ _t	pH	Mg.—atom m. ³				O ₂ c.c. litre	Gear	Depth (metres)	TIME					
								P	Nitrate + Nitrite N ₂	Nitrite N ₂	Si				From	To				
2113	27	0	—	-1.00	33.69	27.11	8.18	2.03	—	0.56	23.0	7.70	N 50 V	100-0	2008					
		10	—	-1.26	33.69	27.12	8.17	2.11	—	0.54	23.1	—	NHP	50-0						
		20	—	-1.28	33.69	27.12	8.16	2.11	—	0.56	23.7	7.65	N 70 V	50-0						
		30	—	-1.29	33.69	27.12	8.16	2.11	—	0.56	24.2	—	"	100-50						
		40	—	-1.39	33.76	27.18	8.15	2.11	—	0.53	26.9	7.58	"	250-100						
		50	—	-1.68	33.86	27.27	8.15	2.15	—	0.52	26.6	—	"	500-250						
		60	—	-1.70	33.89	27.29	8.13	2.15	—	0.53	27.1	7.46	"	750-70						
		80	—	-1.68	33.99	27.38	8.12	2.15	—	0.59	26.9	—	"	750-500						
		100	—	-1.75	34.04	27.42	8.12	2.22	—	0.60	27.3	7.18	"	1000-750						
		150	—	0.90	34.35	27.56	8.01	2.51	—	0.00	41.5	4.96	"	1500-1000				—	2300	
		200	—	1.60	34.48	27.61	7.98	2.60	—	0.00	47.6	4.21	N 100 H	5-0				2311	2332	
		300	—	1.84	34.58	27.67	7.93	2.47	—	0.00	50.9	3.94	N 70 B	128-0				2314	2334	KT
		400	—	1.94	34.65	27.71	7.93	2.43	—	0.00	49.2	3.92	N 100 B							
		560 ³	557	1.92	34.70	27.75	7.98	2.28	—	—	54.3	4.03								
		760 ³	—	1.83	34.74	27.80	8.03	2.20	—	—	56.4	4.17								
		1000 ²	1006	1.63	34.74	27.82	8.08	2.20	—	—	59.2	4.15								
		1500 ²	1500	1.18	34.72	27.83	8.10	2.22	—	—	65.2	4.32								
		2000 ²	—	0.70	34.70	27.85	8.10	2.40	—	—	67.3	4.35								
		2500 ²	2505	0.41	34.68	27.85	8.10	2.43	—	—	72.1	4.39								
		2860 ¹	2861	0.25	34.67	27.85	8.20	2.45	—	—	80.1	4.26								
3360 ¹	—	0.06	34.66	27.85	8.17	2.45	—	—	83.6	4.62										
3870 ¹	3866	-0.13	34.66	27.86	8.16	2.57	—	—	85.4	4.77										
4370 ¹	—	-0.22	34.66	27.86	8.17	2.51	—	—	83.9	4.91										
4880 ¹	4877	-0.22	34.65	27.85	8.24	2.45	—	—	82.9	4.83										
2114	27	0	—	-0.75	33.70	27.11	—	—	—	—	—	N 50 V	100-0	0902						
													NHP	50-0			—	0915		
													N 100 H	5-0			0921	0948		
													N 70 B N 100 B	102-0			0925	0946	KT	
2115	27	0	—	-0.80	33.86	27.25	—	—	—	—	—	N 100 H	5-0	1506	1526					
													N 70 B	111-0	1508			1528	KT	
												N 100 B								
2116	28	0	—	-1.10	33.77	27.19	—	—	—	—	—	N 50 V	100-0	2209						
													NHP				50-0	—	2219	
													N 100 H				5-0	2225	2250	
													N 100 B				110-0	2229	2249	KT
2117	28	0	—	-1.28	33.69	27.12	—	—	—	—	—	N 50 V	100-0	0908	—		- 2 hours 30 minutes			
													NHP	50-0	—			0920		
													N 70 B	117-0	0929			0949	KT	
												N 100 B								
2118	28	0	—	-1.30	33.65	27.09	—	—	—	—	—	N 70 B	130-0	1510	1530	KT				
												N 100 B								
2119	29	0	—	-1.42	33.57	27.02	8.14	2.09	—	0.53	20.3	7.69	N 50 V	100-0	2006					
		10	—	-1.42	33.58	27.04	8.14	2.11	—	0.53	21.0	—	NHP	50-0						
		20	—	-1.42	33.58	27.04	8.14	2.11	—	0.53	19.9	7.61	N 70 V	50-0						
		30	—	-1.42	33.61	27.06	8.14	2.13	—	0.53	21.0	—	"	100-50						
		40	—	-1.60	33.77	27.20	8.15	2.11	—	0.47	21.5	7.55	"	250-100						
		50	—	-1.70	33.80	27.22	8.15	2.15	—	0.47	22.1	—	"	500-250						
		60	—	-1.70	33.84	27.25	8.15	2.13	—	0.46	21.9	7.53	"	750-500						
		80	—	-1.70	33.89	27.29	8.15	2.13	—	0.48	22.1	—	"	1000-750						
		100	—	-1.70	33.96	27.35	8.13	2.13	—	0.55	22.1	7.30	N 100 H	5-0				—	2157	
		150	—	-0.97	34.04	27.39	8.04	2.28	—	0.31	30.3	6.67	N 70 B	105-0				2325	2347	KT
		200	—	1.06	34.35	27.55	7.96	2.59	—	0.00	43.9	4.83	N 100 B							
		300	—	1.76	34.50	27.61	7.91	2.59	—	0.00	49.7	4.01	N 70 B							
		400	—	1.95	34.59	27.67	7.96	2.49	—	0.00	52.5	3.91	N 100 B	255-155				2325	2354	DGP
		590 ²	587	2.01	34.65	27.71	8.00	2.41	—	—	56.0	3.90								
		770 ²	773	1.92	34.72	27.77	8.01	2.40	—	—	57.1	4.01								
		970 ²	—	1.83	34.74	27.80	8.01	2.22	—	—	59.7	4.12								
1460 ²	1458	1.43	34.73	27.82	8.03	2.26	—	—	64.5	4.27										

Station	Position	Date	Hour	Sounding (metres)	WIND		SEA		Weather	Barometer (millibars)	Air Temp. °C.		Remarks
					Direction	Force (knots)	Direction	Force			Dry bulb	Wet bulb	
2119 <i>cont.</i>	59° 47' 6" S, 68° 05' 1" E	1937 1 xii											
2120	59° 09' 4" S, 70° 00' 9" E	2 xii	0901	4565*	NNW	30	NNW	6	odrs	993.8	0.0	-0.7	heavy av. NNW swell
2121	58° 43' 4" S, 71° 13' 3" E	2 xii	1500	4581*	NW	24	NW	5	c	999.7	-0.1	-0.6	heavy av. NNW swell
2122	58° 12' 9" S, 72° 30' 6" E	2 xii	2130	4182*	NW × W	12	NW × W	3	o	1005.0	-0.3	-0.6	heavy av. NW swell
2123	57° 14' S, 74° 34' 3" E	3 xii	0905	3180*	E	12	E	2	od	1000.9	-0.7	-0.8	mod. conf. WNW and N × E swells
2124	56° 43' 6" S, 75° 37' 3" E	3 xii	1500	2591*	NW	7	NW	2	oms	1000.2	-0.6	-0.6	low long conf. NW and NNE swells
2125	56° 14' 7" S, 76° 37' 4" E	3-4 xii	2007	2730*	Lt airs	2	—	1	c	1005.0	-1.1	-1.7	mod. long N × E swell
			0000	—	Lt airs	1-3	—	1	f	1005.0	-1.1	-1.7	mod. long N × E swell
2126	57° 05' 9" S, 78° 28' 6" E	4 xii	0912	1746*	NW × W	9	NW × W	2	os	1004.7	-0.6	-1.1	mod. long conf. NNE and W swells
2127	57° 31' S, 79° 38' 8" E	4 xii	1500	1664*	NW × W	8	NW × W	2	c	1002.4	-1.2	-1.7	mod. conf. N and WNW swells
2128	56° 56' 5" S, 80° 28' 7" E	4 xii	2208	2751*	W	9	W	2	of	1001.0	-1.1	-1.1	mod. long NW × N swell

Station	Age of moon (days)	HYDROLOGICAL OBSERVATIONS											BIOLOGICAL OBSERVATIONS				Remarks																											
		Depth (metres)	Depth by thermometer	Temp. °C.	S ‰	σ _t	pH	Mg.—atom m. ³				O ₂ c.c. litre	Gear	Depth (metres)	TIME																													
								P	Nitrate + Nitrite N.	Nitrite N ₂	Si				From	To																												
2119 cont.	29	1960 ¹	1964	1.01	34.70	27.83	8.14	2.34	—	—	68.4	4.07																																
		2460 ¹	—	0.64	34.68	27.83	8.11	2.45	—	—	74.9	4.34																																
		2960 ¹	2959	0.35	34.67	27.84	8.12	2.55	—	—	81.4	4.43																																
		3450 ¹	—	0.09	34.67	27.86	8.17	2.55	—	—	85.0	4.55																																
		3930 ¹	3931	-0.12	34.66	27.86	8.16	2.62	—	—	84.3	4.70																																
2120	29	0	—	-1.20	33.77	27.18	—	—	—	—	—	N 100 B	170-0	0910	0930	KT. -3 hours																												
2121	29	0	—	-1.20	33.79	27.21	—	—	—	—	—	—	N 100 H	5-0	1504	1529	KT																											
													N 100 B	115-0	1508	1528																												
2122	0	0	—	-0.90	33.70	27.12	—	—	—	—	—	—	N 50 V	100-0	2203	KT																												
													NHP	50-0	—		2216																											
													N 100 H	5-0	2232		2252																											
													N 70 B	91-0	2236		2256																											
													N 100 B																															
													N 70 B																															
N 100 B	300-175	2236	2306	DGP																																								
2123	0	0	—	-0.70	33.84	27.22	—	—	—	—	—	—	N 50 V	100-0	0906	-3 hours 30 minutes																												
													NHP	50-0	—		0920																											
													N 70 B	141-0	0931		0951																											
													N 100 B																															
2124	I	0	—	-0.80	33.76	27.17	—	—	—	—	—	—	N 100 H	5-0	1506	1526	KT																											
													N 70 B	126-0	1510	1530																												
													N 100 B																															
2125	I	0	—	-0.90	33.77	27.17	8.13	2.11	—	0.56	19.0	7.76	N 50 V	100-0	2008																													
													NHP	50-0																														
													N 70 V	50-0																														
													"	100-50																														
													"	250-100																														
													"	500-250																														
													"	750-500																														
													"	1000-750																														
													N 100 H	5-0		2349	0009																											
													N 70 B	119-0		2354	0014																											
													N 100 B																															
													TYFB	360-225		2354	0024	DGP																										
													2126	I		0	—	-0.70	33.92	27.29	—	—	—	—	—	—	N 50 V	100-0	0912	KT														
																											NHP	50-0	—		0920													
																											N 100 H	5-0	0926		0951													
																											N 70 B	157-0	0930		0950													
																											N 100 B																	
2127	2	0	—	-0.92	33.87	27.26	—	—	—	—	—	—			NHP												50-0	1508	1513															
															N 100 H												5-0	1518	1538															
															N 70 B												101-0	1524	1544															
															N 100 B																													
															2128												2	0	—		-0.45	33.91	27.27	—	—	—	—	—	—	N 50 V	100-0	2213	KT	
																																								NHP	50-0	—		2220
																																								N 100 H	5-0	2241		2311
N 70 B	125-0	2245	2304																																									
N 100 B																																												
TYFB	355-200	2245	2314	DGP																																								

Station	Position	Date	Hour	Sounding (metres)	WIND		SEA		Weather	Barometer (millibars)	Air Temp. °C.		Remarks
					Direction	Force (knots)	Direction	Force			Dry bulb	Wet bulb	
2129	55° 56.1' S, 82° 23.7' E	1937 5 xii	0909	4841*	SW × S	14	SW × S	3	o	1007.5	0.8	0.1	mod. long W × S swell
2130	55° 20.7' S, 83° 35.6' E	5 xii	1500	5027*	SSW	9	SSW	2	c	1011.2	0.7	-0.1	low long WSW swell
2131	54° 49.5' S, 84° 40.3' E	5 xii	2007	4938*	Lt airs	2	—	1	o	1012.3	-1.2	-1.7	low long S × E swell
2132	55° 47.1' S, 86° 36' E	6 xii	0900	4938*	NW × W	9	NW × W	2	o	1010.0	-0.3	-1.0	low long WNW swell
2133	56° 23.5' S, 87° 41.2' E	6 xii	1500	4673*	NNW	14	NNW	3	c	1006.2	0.0	-0.3	low long NW swell
2134	57° 05.7' S, 88° 55.4' E	6 xii	2201	4640*	NW	14	NW	3	os	999.0	-0.3	-0.5	mod. short NW swell
2135	58° 19.4' S, 91° 07.7' E	7 xii	0900	4715*	NW × N	14	NW × N	3	o	989.7	0.0	-0.3	low long NW swell
2136	59° 03.5' S, 92° 03.1' E	7 xii	1500	4557*	NW	17	NW	4	osp	987.0	-0.4	-0.5	mod. av. NW swell
2137	59° 28.1' S, 92° 59.6' E	7 xii	2000	4543*	N × W	9-14	N × W	3	osp	983.8	-0.6	-0.6	low av. N × W swell

Station	Age of moon (days)	HYDROLOGICAL OBSERVATIONS											BIOLOGICAL OBSERVATIONS				Remarks	
		Depth (metres)	Depth by thermometer	Temp. °C.	S ‰	σ _t	pH	Mg.—atom m. ³				O ₂ c.c. litre	Gear	Depth (metres)	TIME			
								P	Nitrate + Nitrite N ₂	Nitrite N ₂	Si				From	To		
2129	2	0	—	0.30	33.73	27.08	—	—	—	—	—	—	N 50 V NHP N 70 B N 100 B	100-0 50-0 106-0	0910 — 0930	— 0922 0950	- 4 hours KT	
2130	3	0	—	2.06	33.97	27.17	—	—	—	—	—	—	N 100 H N 70 B N 100 B	5-0 133-0	1506 1511	1534 1530	KT	
2131	3	0	—	1.72	33.97	27.19	8.14	1.52	—	0.38	14.8	7.57	N 50 V NHP N 70 V	100-0 50-0 50-0	2008			
		10	—	1.72	33.97	27.19	8.14	1.52	—	0.37	14.7	—	"	50-0				
		20	—	1.87	33.97	27.18	8.14	1.54	—	0.36	13.9	7.46	"	50-0				
		30	—	1.87	33.97	27.18	8.14	1.63	—	0.36	13.9	—	"	100-50				
		40	—	1.87	33.97	27.18	8.14	1.52	—	0.35	13.9	7.43	"	250-100				
		50	—	1.92	33.97	27.18	8.14	1.54	—	0.34	13.9	—	"	500-250				
		60	—	1.85	33.97	27.18	8.13	1.65	—	0.34	14.0	7.28	"	750-500				
		80	—	1.82	33.97	27.19	8.12	1.69	—	0.33	14.5	—	"	1000-750			2150	
		100	—	1.62	34.01	27.23	8.11	1.96	—	0.31	14.5	7.04	N 100 H	5-0	2322	2352		
		150	—	1.12	34.11	27.34	8.05	2.20	—	0.24	25.0	6.34	N 70 B					
		200	—	0.61	34.11	27.38	8.04	2.24	—	0.26	28.1	6.50	N 100 B	117-0	2326	2346	KT	
		300	—	2.26	34.42	27.51	7.96	2.51	—	0.00	38.3	4.27	TYFB	325-200	2326	2354	DGP	
		400 ³	411	1.75	34.51	27.62	7.96	2.57	—	0.00	46.8	4.24						
		580 ²	577	1.82	34.60	27.68	8.01	2.51	—	—	49.4	3.85						
		750 ²	—	2.02	34.69	27.74	8.01	2.28	—	—	52.4	3.94						
		930 ²	932	1.69	34.70	27.78	8.01	2.36	—	—	54.6	4.05						
		1390 ²	—	1.52	34.75	27.84	8.05	2.30	—	—	56.9	4.26						
		1850 ²	1848	1.10	34.72	27.83	8.08	2.40	—	—	61.1	4.23						
		2160 ¹	2160	0.88	34.71	27.85	8.15	2.40	—	—	68.7	4.28						
		2580 ¹	—	0.57	34.68	27.84	8.15	2.40	—	—	73.5	4.43						
		3010 ¹	3005	0.22	34.67	27.85	8.13	2.43	—	—	76.9	4.75						
		3450 ¹	—	0.07	34.67	27.86	8.15	2.43	—	—	78.4	4.71						
		3900 ¹	3895	0.00	34.67	27.86	8.24	2.43	—	—	82.9	4.80						
2132	3	0	—	0.35	33.87	27.20	—	—	—	—	—	—	N 50 V NHP N 100 H N 70 B N 100 B	100-0 50-0 5-0 130-0	0903 — 0920 0923	— 0916 0940 0943	KT	
2133	4	0	—	0.98	33.93	27.20	—	—	—	—	—	—	N 100 H N 70 B N 100 B	5-0 107-0	1503 1507	1527 1526	KT	
2134	4	0	—	0.20	33.98	27.30	—	—	—	—	—	—	N 50 V NHP N 100 H N 70 B N 100 B	100-0 50-0 5-0 120-0 325-180	2205 — 2232 2236 2236	— 2217 2252 2256 2306	KT DGP	
2135	4	0	—	-0.31	33.80	27.18	—	—	—	—	—	—	N 50 V NHP N 100 H N 70 B N 100 B	100-0 50-0 5-0 130-0	0902 — 0920 0925	— 0915 0948 0945	KT	
2136	5	0	—	-0.70	33.86	27.24	—	—	—	—	—	—	N 100 H N 70 B N 100 B	5-0 124-0	1506 1509	1526 1529	KT	
2137	5	0	—	-1.07	33.98	27.36	8.15	2.05	—	0.39	38.2	7.92	N 50 V	100-0	2004			
		10	—	-1.08	33.98	27.36	8.15	2.03	—	0.38	38.3	—	NHP	50-0				
		20	—	-1.09	33.98	27.36	8.15	2.03	—	0.39	37.9	7.86	N 70 V	50-0				
		30	—	-1.10	33.98	27.36	8.15	2.03	—	0.37	37.8	—	"	100-50				
		40	—	-1.10	33.98	27.36	8.15	2.05	—	0.37	39.0	7.82	"	250-100				

Station	Position	Date	Hour	Sounding (metres)	WIND		SEA		Weather	Barometer (millibars)	Air Temp. °C.		Remarks
					Direction	Force (knots)	Direction	Force			Dry bulb	Wet bulb	
2137 <i>cont.</i>	59° 28.1' S, 92° 59.6' E	1937 7 xii											
2138	58° 03.9' S, 93° 47' E	8 xii	0904	4428*	W × N	14	W × N	3	o	986.8	0.3	0.0	low av. W × N swell
2139	56° 34.8' S, 95° 03.4' E	8 xii	2005	4371*	NW	1-3	—	1	osp	981.3	0.0	0.0	low long W × N swell
2140	55° 23' S, 96° 07.6' E	9 xii	0904	4369*	WSW	14	WSW	4	cd	979.0	1.7	1.1	mod. long W × S swell
2141	53° 50.5' S, 97° 15.9' E	9 xii	2005	3789*	WSW	12	WSW	3	osp	987.1	1.1	0.6	mod. long W × S swell

Station	Age of moon (days)	HYDROLOGICAL OBSERVATIONS											BIOLOGICAL OBSERVATIONS				Remarks	
		Depth (metres)	Depth by thermometer	Temp. °C.	S ‰	σ _t	pH	Mg.—atom m. ³				O ₂ c.c. litre	Gear	Depth (metres)	TIME			
								P	Nitrate + Nitrite N ₂	Nitrite N ₂	Si				From	To		
2137 cont.	5	50	—	1.10	33.98	27.36	8.13	2.05	—	0.36	38.6	—	N 70 V	500-250				
		60	—	1.17	33.98	27.36	8.12	2.09	—	0.38	37.2	7.76	"	750-500				
		80	—	1.41	34.05	27.42	8.08	2.20	—	0.35	38.1	—	"	1000-750	—	2134		
		100	—	1.50	34.26	27.59	8.06	2.40	—	0.29	43.0	6.64	N 100 H	5-0	2240	2300		
		150	—	0.42	34.43	27.69	8.02	2.47	—	0.00	48.9	5.62	N 70 B	124-0	2245	2305	KT	
		200	—	0.27	34.51	27.73	7.99	2.51	—	0.00	51.8	5.10	N 100 B					
		300	—	1.23	34.67	27.79	7.98	2.49	—	0.00	53.2	4.43	TYFB	375-155	2245	2315	DGP	
		400	—	1.35	34.70	27.80	7.98	2.49	—	0.00	59.9	4.38						
		590 ²	588	1.39	34.72	27.81	8.01	2.43	—	—	61.8	4.30						
		780 ²	—	1.24														
		980 ²	981	1.12	34.74	27.85	8.03	2.38	—	—	64.5	4.36						
		1480 ²	1488	0.76	34.71	27.86	8.08	2.45	—	—	67.6	4.42						
		1940 ¹	1934	0.43	34.70	27.87	8.13	2.51	—	—	74.5	4.38						
		2430 ¹	—	0.19														
		2920 ¹	2920	0.00	34.69	27.87	8.11	2.53	—	—	81.5	4.82						
		3400 ¹	—	0.10	34.68	27.88	8.13	2.57	—	—	83.9	5.03						
		3890 ¹	3887	0.17	34.67	27.87	8.16	2.57	—	—	81.5	4.94						
2138	5	0	—	0.48	33.83	27.21	—	—	—	—	—	N 50 V	100-0	0906	—	-4 hours 30 minutes		
												NHP	50-0	—	0919			
												N 100 H	5-0	0923	0950			
												N 70 B N 100 B	144-0	0927	0947		KT	
2139	6	0	—	0.20	33.91	27.26	8.14	2.05	—	0.53	19.9	7.86	N 50 V	100-0	2005			
		10	—	0.20	33.91	27.26	8.14	2.07	—	0.54	20.1	—	NHP	50-0				
		20	—	0.20	33.91	27.26	8.14	2.07	—	0.54	19.5	7.82	N 70 V	50-0				
		30	—	0.20	33.91	27.26	8.14	2.07	—	0.55	20.4	—	"	100-50				
		40	—	0.37	33.91	27.27	8.14	2.07	—	0.55	20.2	7.78	"	250-100				
		50	—	0.30	33.93	27.27	8.14	2.11	—	0.56	20.6	—	"	500-250				
		60	—	0.45	33.93	27.28	8.14	2.19	—	0.53	21.1	7.70	"	750-500				
		80	—	0.35	33.98	27.33	8.14	2.19	—	0.54	21.1	—	"	1000-750	—	2133		
		100	—	0.35	33.99	27.34	8.13	2.20	—	0.53	21.3	7.53	N 100 H	5-0	2252	2321		
		150	—	1.00	34.05	27.40	8.09	2.36	—	0.55	25.7	7.33	N 70 B	106-0	2256	2316	KT	
		200	—	0.31	34.23	27.49	8.03	2.51	—	0.16	36.8	5.88	N 100 B					
		300	—	1.86	34.52	27.62	7.96	2.55	—	0.00	47.4	4.10	N 70 B	350-275	2256	2325	DGP	
		400	—	1.98	34.61	27.69	7.96	2.49	—	0.00	50.9	4.00	N 100 B					
		600 ²	599	1.97	34.70	27.76	7.98	2.45	—	—	53.1	4.00						
		790 ²	—	1.85	34.72	27.78	8.01	2.36	—	—	57.4	4.10						
		970 ²	973	1.75	34.72	27.79	8.03	2.40	—	—	59.5	4.18						
		1490 ²	1492	1.34	34.73	27.83	8.02	2.40	—	—	64.2	4.33						
1990 ¹	1991	0.89	34.71	27.85	8.11	2.51	—	—	68.8	4.36								
2490 ¹	—	0.56	34.69	27.84	8.12	2.53	—	—	72.8	4.36								
2980 ¹	2983	0.29	34.69	27.85	8.13	2.60	—	—	76.3	4.68								
3480 ¹	—	0.09	34.68	27.87	8.13	2.60	—	—	77.1	4.92								
3980 ¹	3989	0.04	34.68	27.87	8.15	2.62	—	—	77.6	4.78								
2140	6	0	—	1.10	34.00	27.26	—	—	—	—	—	N 50 V	100-0	0904	—	-5 hours		
												NHP	50-0	—	0915			
												N 100 H	5-0	0919	0939			
												N 70 B N 100 B	137-0	0923	0943		KT	
2141	7	0	—	1.37	33.99	27.24	8.13	1.84	—	0.39	15.3	7.55	N 50 V	100-0	2006			
		10	—	1.38	33.99	27.24	8.13	1.96	—	0.42	16.0	—	NHP	50-0				
		20	—	1.38	33.99	27.24	8.13	1.98	—	0.41	16.0	7.49	N 70 V	50-0				
		30	—	1.37	33.99	27.24	8.13	2.03	—	0.41	15.6	—	"	100-50				
		40	—	1.37	33.99	27.24	8.13	1.98	—	0.40	16.2	7.48	"	250-100				
		50	—	1.36	33.99	27.24	8.13	2.03	—	0.42	16.1	—	"	500-250				
		60	—	1.34	33.99	27.24	8.13	2.03	—	0.41	16.3	7.48	"	750-500				
		80	—	1.21	33.99	27.25	8.13	2.03	—	0.41	16.2	—	"	1000-750	—	2156		
		100	—	0.96	33.99	27.27	8.11	2.09	—	0.41	18.7	7.29	N 100 H	5-0	2242	2302		
		150	—	0.34	34.03	27.33	8.10	2.19	—	0.43	22.5	7.04	N 70 B	130-0	2246	2306	KT	
		200	—	0.30	34.08	27.37	8.05	2.32	—	0.42	27.8	6.69	N 100 B					
300	—	1.94	34.34	27.48	7.98	2.62	—	0.00	39.5	4.52	TYFB	380-240	2246	2316	DGP			

Station	Position	Date	Hour	Sounding (metres)	WIND		SEA		Weather	Barometer (millibars)	Air Temp. °C.		Remarks
					Direction	Force (knots)	Direction	Force			Dry bulb	Wet bulb	
2141 <i>cont.</i>	53° 50.5' S, 97° 15.9' E	1937 9 xii											
2142	52° 25.7' S, 98° 19.7' E	10 xii	0900	3696*	WSW	21	WSW	4	c	999.2	2.8	1.4	heavy av. WSW swell
2143	50° 52.1' S, 99° 19.9' E	10-11 xii	2010	—	WSW	37	WSW	7	c	1012.3	3.3	2.2	heavy av. WSW swell
			0005	3800*	WSW	44	WSW	7	ohq	—	—	—	heavy av. WSW swell
2144	48° 04.3' S, 101° 07.2' E	11 xii	2004	3135*	W × S	21	W × S	5	om	1015.5	6.1	6.0	heavy av. WSW swell
2145	45° 11.6' S, 102° 59.8' E	12 xii	2003	3769*	W	14	W	4	o	1013.9	10.0	9.4	mod. av. W × S swell

Station	Age of moon (days)	HYDROLOGICAL OBSERVATIONS											BIOLOGICAL OBSERVATIONS				Remarks						
		Depth (metres)	Depth by thermometer	Temp. C.	S ‰	σ _t	pH	Mg.—atom m. ³					O ₂ c.c. litre	Gear	Depth (metres)	TIME							
								P	Nitrate + Nitrite N ₂	Nitrite N ₂	Si	From				To							
2141 cont.	7	400	—	2.09	34.47	27.56	7.98	2.55	—	0.00	48.1	4.10											
		600 ²	602	2.21	34.61	27.67	7.99	2.55	—	—	51.6	3.89											
		800 ²	—	2.14	34.69	27.73	8.01	2.51	—	—	53.8	4.04											
		1000 ²	1000	2.04	34.72	27.77	8.03	2.49	—	—	58.1	4.09											
		1500 ¹	1495	1.68	34.74	27.81	8.13	2.41	—	—	64.6	4.20											
		1990 ¹	—	1.20	34.72	27.83	8.08	2.47	—	—	68.8	4.32											
		2490 ¹	2489	0.79	34.70	27.83	8.09	2.57	—	—	78.9	4.36											
		2990 ¹	—	0.41	34.69	27.85	8.07	2.57	—	—	81.5	4.58											
		3490 ¹	3493	0.17	34.68	27.86	8.15	2.60	—	—	87.4	4.77											
2142	7	0	—	2.80	33.96	27.10	—	—	—	—	—												
																			N 50 V	100-0	0903		
																			NHP	50-0	—	0915	
																			N 100 H	5-0	0921	0945	
												N 70 B	99-0	0925	0944	KT							
												N 100 B											
2143	8	0	—	3.83	33.98	27.02	8.15	1.43	—	0.34	2.6	7.28											
		10	—	3.83	33.98	27.02	8.15	1.48	—	0.37	2.5	—											
		20	—	3.83	33.98	27.02	8.16	1.56	—	0.36	2.6	7.21											
		30	—	3.83	33.98	27.02	8.16	1.56	—	0.37	2.8	—											
		40	—	3.83	33.98	27.02	8.16	1.52	—	0.36	2.7	7.20											
		50	—	3.83	33.98	27.02	8.15	1.50	—	0.40	2.8	—											
		60	—	3.82	33.98	27.02	8.15	1.58	—	0.39	2.9	7.18											
		80	—	3.49	33.98	27.05	8.13	1.69	—	0.39	6.3	—											
		100	—	3.13	33.99	27.10	8.12	1.98	—	0.37	9.8	6.83											
		150	—	2.23	33.99	27.17	8.08	2.05	—	0.36	12.3	6.80											
	200	—	2.05	33.99	27.19	8.08	2.11	—	0.32	14.3	6.65												
	300	—	2.24	34.12	27.27	8.02	2.28	—	0.14	22.3	5.89												
	400	—	2.35	34.22	27.33	8.00	2.49	—	0.00	29.2	5.11												
	590 ³	593	2.36	34.42	27.50	8.00	2.66	—	—	38.6	4.13												
	760 ²	—	2.39	34.52	27.58	8.00	2.66	—	—	41.8	3.92												
	950 ²	954	2.34	34.63	27.67	7.99	2.60	—	—	45.6	3.89												
	1440 ²	1435	2.12	34.72	27.76	8.13	2.41	—	—	50.6	4.08												
	1960 ¹	1961	1.70	34.74	27.81	8.14	2.41	—	—	57.4	4.23												
	2450 ¹	2446	1.23	34.72	27.83	8.10	2.49	—	—	63.1	4.37												
	2930 ¹	—	0.76	34.70	27.85	8.14	2.55	—	—	69.4	4.61												
3410 ¹	3411	0.35	34.69	27.85	8.15	2.60	—	—	74.9	4.53													
2144	9	0	—	4.76	34.01	26.94	8.16	1.44	—	0.36	2.3	7.15											
		10	—	4.76	34.01	26.94	8.16	1.50	—	0.37	2.3	—											
		20	—	4.76	34.01	26.94	8.16	1.52	—	0.36	2.3	7.09											
		30	—	4.75	34.01	26.94	8.15	1.54	—	0.36	2.2	—											
		40	—	4.69	34.01	26.95	8.15	1.54	—	0.36	2.4	7.07											
		50	—	4.66	34.01	26.95	8.15	1.54	—	0.36	2.4	—											
		60	—	4.65	34.01	26.95	8.15	1.56	—	0.36	2.6	7.04											
		80	—	4.34	34.02	27.00	8.13	1.75	—	0.41	6.5	—											
		100	—	4.12	34.04	27.03	8.13	1.79	—	0.43	8.1	6.75											
		150	—	3.74	34.05	27.08	8.12	1.88	—	0.47	9.8	6.68											
	200	—	3.47	34.05	27.10	8.12	1.92	—	0.51	10.3	6.55												
	300	—	3.51	34.16	27.19	8.03	2.13	—	0.00	12.9	5.76												
	400	—	3.26	34.23	27.27	8.02	2.32	—	0.00	18.8	5.25												
	600 ²	600	2.86	34.34	27.40	8.03	2.60	—	—	28.6	4.43												
	800 ²	—	2.35	34.44	27.52	8.04	2.64	—	—	36.8	4.03												
	940 ¹	938	2.34	34.57	27.62	8.06	2.60	—	—	38.5	3.89												
	1420 ¹	—	2.19	34.71	27.75	8.10	2.47	—	—	43.9	4.04												
	1910 ¹	1916	1.90	34.74	27.80	8.07	2.43	—	—	46.9	4.30												
	2390	—	1.42	34.74	27.83	8.08	2.53	—	—	49.1	4.30												
	2860 ¹	2858	1.03	34.72	27.84	8.11	2.57	—	—	63.9	4.45												
2145	10	0	—	9.32	34.58	26.76	8.19	0.74	—	0.30	<1.7	6.38											
		10	—	9.32	34.58	26.76	8.19	0.76	—	0.31	<1.7	—											
		20	—	9.34	34.58	26.76	8.19	0.76	—	0.32	<1.7	6.32											
		30	—	9.34	34.58	26.76	8.19	0.78	—	0.31	<1.7	—											
		40	—	9.38	34.61	26.78	8.19	0.80	—	0.30	<1.7	6.24											
		50	—	9.38	34.61	26.78	8.19	0.82	—	0.30	<1.7	—											
		60	—	9.38	34.61	26.78	8.19	0.84	—	0.29	<1.7	6.21											
												N 50 V	100-0	2005									
												NHP	50-0										
												N 70 V	50-0										
													100-50										
													250-100										
													500-250										
													750-500										

Station	Position	Date	Hour	Sounding (metres)	WIND		SEA		Weather	Barometer (millibars)	Air Temp. °C.		Remarks
					Direction	Force (knots)	Direction	Force			Dry bulb	Wet bulb	
2145 <i>cont.</i>	45° 11.6' S, 102° 59.8' E	1937 12 xii											
2146	42° 16.4' S, 104° 32.3' E	13 xii	2003	4056*	NW × W	10-14	NW × W	3	c	1015.0	11.1	10.0	mod. av. W × N swell
2147	39° 20.7' S, 106° 00.1' E	14 xii	2005	5014*	SW	22	SW	3	od	1017.9	12.1	9.4	mod. av. SW swell
2148	36° 08.4' S, 107° 08.3' E	15 xii	2005	5177*	S × E	7-10	S × E	3	c	1027.1	12.8	10.0	mod. long S × W swell

Station	Age of moon (days)	HYDROLOGICAL OBSERVATIONS											BIOLOGICAL OBSERVATIONS				Remarks										
		Depth (metres)	Depth by thermometer	Temp. C.	S ₂	σ _t	pH	Mg.—atom m. ³				O ₂ c.c. litre	Gear	Depth (metres)	TIME												
								P	Nitrate Nitrite N ₂	Nitrite N ₂	Si				From	To											
2145 cont.	10	80	—	9.38	34.62	26.79	8.19	0.87	—	0.34	<1.7	—	N 70 V N 70 B N 100 B N 70 B N 100 B	1000-750	—	2136	KT DGP										
		100	—	9.58	34.72	26.82	8.17	0.91	—	0.17	3.5	5.86		113-0	2241	2302											
		150	—	9.47	34.74	26.86	8.15	0.95	—	0.00	5.0	5.79		350-180	2241	2310											
		200	—	9.18	34.69	26.87	8.14	1.01	—	0.00	5.8	5.84															
		300	—	8.60	34.60	26.88	8.15	1.08	—	0.00	6.4	5.83		600 ²	609	6.65		34.45	27.05	8.09	1.92	—	11.4	4.69			
		400	—	8.29	34.56	26.90	8.12	1.22	—	0.00	7.1	5.67															
		800 ²	—	4.85	34.33	27.18	8.04	2.26	—	—	—	15.6		4.76	1000 ²	1000		3.69	34.35	27.33	8.02	2.59	—	—	25.3	4.33	
		1460 ¹	1456	2.73	34.53	27.56	8.05	2.68	—	—	—	39.3		3.75	1950 ¹	—		2.43	34.70	27.71	8.09	2.55	—	—	45.5	3.87	
		2440 ¹	2436	2.10	34.75	27.79	8.09	2.38	—	—	—	49.9		4.20	2930 ¹	—		1.58	34.74	27.82	8.07	2.49	—	—	61.2	4.30	
		3420 ¹	3422	1.36	34.73	27.83	8.15	2.55	—	—	—	64.6		4.17													
		2146	11	0	—	10.73	34.75	26.65	8.18	0.65	—	0.21		<1.7	6.25	N 50 V NHP N 70 V " " " " " " " " N 100 B N 70 B N 100 B		100-0	2005	-6 hours 30 minutes DGP							
				10	—	10.72	34.75	26.66	8.18	0.68	—	0.25		<1.7	—			50-0									
				20	—	10.54	34.75	26.69	8.19	0.68	—	0.24		<1.7	6.21			50-0									
				30	—	10.50	34.75	26.70	8.19	0.70	—	0.25		<1.7	—			100-50									
40	—			10.45	34.75	26.70	8.19	0.70	—	0.24	<1.7	6.18	250-0														
50	—			10.42	34.75	26.71	8.19	0.72	—	0.24	<1.7	—	250-0														
60	—			10.39	34.75	26.71	8.19	0.72	—	0.23	<1.7	6.13	250-100														
80	—			10.19	34.75	26.75	8.17	0.74	—	0.26	<1.7	—	500-250														
100	—			9.97	34.75	26.79	8.17	0.84	—	0.43	2.8	6.01	750-500														
150	—			9.65	34.75	26.84	8.15	0.91	—	0.00	3.1	5.92	1000-750	—	2205												
200	—			9.52	34.75	26.86	8.15	0.95	—	0.00	3.6	5.86	119-0	2226	2246		KT										
300	—			9.51	34.75	26.86	8.15	0.97	—	0.00	4.4	5.84	375-275	2226	2256		DGP										
400	—			9.49	34.73	26.85	8.16	0.99	—	0.00	4.7	5.89															
590 ²	586			8.91	34.64	26.87	8.18	1.12	—	—	5.3	5.62															
780 ²	—			7.70	34.50	26.94	8.15	1.52	—	—	8.0	5.17															
980 ²	979			5.53	34.35	27.13	8.07	2.22	—	—	16.7	4.58															
1440 ¹	1437			3.03	34.44	27.46	8.08	2.72	—	—	42.7	3.86															
1930 ¹	—			2.48	34.66	27.68	8.06	2.72	—	—	49.3	3.77															
2430 ¹	2434			2.16	34.73	27.77	8.06	2.47	—	—	53.6	4.04															
2930 ¹	—	1.65	34.73	27.81	8.09	2.53	—	—	63.6	4.29																	
3420 ¹	3420	1.23	34.71	27.83	8.13	2.57	—	—	70.2	4.27																	
2147	12	0	—	12.36	34.97	26.52	8.20	0.34	—	0.21	<1.7	6.00	N 50 V NHP N 70 V " " " " " " " N 70 B N 100 B TYFB	100-0	2014	-7 hours DGP											
		10	—	12.35	34.97	26.52	8.20	0.34	—	0.21	<1.7	—		50-0													
		20	—	12.35	34.97	26.52	8.20	0.36	—	0.19	<1.7	5.96		50-0													
		30	—	12.33	34.97	26.53	8.20	0.38	—	0.20	<1.7	—		100-50													
		40	—	12.23	34.97	26.55	8.20	0.40	—	0.19	<1.7	5.95		250-100													
		50	—	12.23	34.97	26.55	8.20	0.40	—	0.19	<1.7	—		500-250													
		60	—	12.23	34.98	26.56	8.20	0.40	—	0.21	<1.7	5.91		750-500													
		80	—	11.74	35.09	26.73	8.20	0.40	—	0.41	<1.7	—		1000-0													
		100	—	11.55	35.07	26.74	8.17	0.44	—	0.66	<1.7	5.76		1000-750	—		2226										
		150	—	10.97	34.97	26.78	8.17	0.48	—	0.48	<1.7	5.79		91-0	2325		2345	KT									
		200	—	11.07	35.01	26.79	8.17	0.61	—	0.00	<1.7	5.67															
		300	—	10.48	34.88	26.79	8.17	0.72	—	0.00	2.3	5.71		250-170	2325		2355	DGP									
		400	—	9.90	34.83	26.86	8.15	0.84	—	0.00	2.7	5.52															
		580 ²	577	8.97	34.69	26.89	8.16	1.08	—	—	4.4	5.18															
		770 ²	—	8.01	34.58	26.96	8.14	1.48	—	—	7.9	4.86															
		960 ²	960	5.92	34.42	27.13	8.09	2.13	—	—	14.4	4.30															
		1450 ²	—	3.13	34.48	27.48	8.00	2.76	—	—	37.7	3.70															
		1940 ²	1943	2.54	34.63	27.65	8.01	2.74	—	—	47.7	3.57															
		2460 ¹	2463	2.15	34.72	27.76	8.11	2.55	—	—	54.8	3.86															
2960 ¹	—	1.75	34.74	27.81	8.11	2.47	—	—	63.4	4.21																	
3450 ¹	3453	1.29	34.72	27.82	8.11	2.57	—	—	68.8	4.29																	
3930 ¹	—	0.93	34.70	27.84	8.13	2.57	—	—	71.6	4.29																	
4400 ¹	4395	0.89	34.70	27.84	8.18	2.59	—	—	77.2	4.21																	
2148	13	0	—	15.80	35.68	26.33	8.23	0.00	—	0.00	<1.7	5.49	N 50 V NHP N 70 V " "	100-0	2006												
		10	—	15.80	35.68	26.33	8.23	0.00	—	0.00	<1.7	—		50-0													
		20	—	15.80	35.68	26.33	8.23	0.00	—	0.00	<1.7	5.45		50-0													
		30	—	15.80	35.68	26.33	8.23	0.00	—	0.00	<1.7	—		100-50													
		40	—	15.55	35.64	26.36	8.23	0.00	—	0.00	<1.7	5.47		250-100													

Station	Position	Date	Hour	Sounding (metres)	WIND		SEA		Weather	Barometer (millibars)	Air Temp. °C.		Remarks
					Direction	Force (knots)	Direction	Force			Dry bulb	Wet bulb	
2148 <i>cont.</i>	36° 08.4' S, 107° 08.3' E	1937 15 xii											
2149	32° 48.9' S, 108° 13.2' E	16-17 xii	2000	5373*	S × E	7-10	S × E	1	c	1024.1	14.4	11.7	mod. av. SSE swell
	32° 50.3' S, 108° 11.3' E		0000	—	S × E	7-10	S × E	1	c	1024.1	14.4	11.7	mod. av. SSE swell
2150	30° 27.9' S, 109° 05.3' E	17 xii	1559	5296*	SE	20	SE	5	c	1019.0	17.8	15.3	mod. long SE × E swell

Station	Age of moon (days)	HYDROLOGICAL OBSERVATIONS											BIOLOGICAL OBSERVATIONS				Remarks	
		Depth (metres)	Depth by thermometer	Temp. °C.	S ‰	σ _t	pH	Mg.—atom m. ³				O ₂ c.c. litre	Gear	Depth (metres)	TIME			
								P	Nitrate + Nitrite N ₂	Nitrite N ₂	Si				From	To		
2148 cont.	13	50	—	14.65	35.54	26.49	8.25	0.00	—	0.00	<1.7	—	N 70 V	500-250				
		60	—	14.40	35.51	26.52	8.24	0.00	—	0.09	<1.7	5.53	"	750-500				
		80	—	14.20	35.55	26.59	8.24	0.00	—	0.51	<1.7	—	"	1000-750	—	2128		
		100	—	14.01	35.52	26.60	8.22	0.00	—	0.60	<1.7	5.42	N 70 B	113-0	2311	2331	KT	
		150	—	13.43	35.43	26.66	8.20	0.17	—	0.00	<1.7	5.43	N 100 B					
		200	—	12.64	35.25	26.67	8.20	0.34	—	0.00	<1.7	5.49	N 70 B	350-250	2311	2340	DGP	
		300	—	11.41	35.07	26.77	8.18	0.53	—	0.00	<1.7	5.60	N 100 B					
		400	—	10.38	34.85	26.78	8.15	0.95	—	0.00	<1.7	5.50						
		580 ²	575	9.06	34.70	26.89	8.17	1.10	—	—	—	3.0	5.32					
		780 ²	—	7.94	34.56	26.96	8.16	1.52	—	—	—	8.7	4.83					
		980 ²	980	5.53	34.39	27.16	8.08	2.28	—	—	—	16.9	4.29					
		1480 ²	1478	3.10	34.53	27.53	8.01	2.79	—	—	—	47.2	3.45					
		1980 ¹	1976	2.49	34.66	27.68	8.04	2.74	—	—	—	58.4	3.41					
		2470 ¹	—	2.16	34.71	27.76	8.07	2.70	—	—	—	64.9	3.59					
		2970 ¹	2971	1.80	34.73	27.79	8.09	2.64	—	—	—	70.8	3.97					
		3460 ¹	—	1.43	34.72	27.81	8.09	2.64	—	—	—	72.4	4.20					
		3950 ¹	3950	1.15	34.71	27.83	8.15	2.64	—	—	—	77.1	4.14					
2149	14	0	—	17.34	35.83	26.09	8.24	0.00	—	0.00	<1.7	5.35	N 50 V	100-0	2003			
		10	—	17.34	35.83	26.09	8.24	0.00	—	0.00	<1.7	—	N 70 V	50-0				
	14	20	—	17.29	35.83	26.10	8.24	0.00	—	0.00	<1.7	5.31	"	100-50				
		30	—	17.04	35.79	26.12	8.24	0.00	—	0.00	<1.7	—	"	250-100				
		40	—	16.99	35.77	26.13	8.24	0.00	—	0.00	<1.7	5.33	"	500-250				
		50	—	16.29	35.70	26.23	8.23	0.00	—	0.00	<1.7	—	"	750-500	—	2104		
		60	—	15.70	35.66	26.34	8.25	0.00	—	0.00	<1.7	5.56	N 70 B	104-0	0016	0037	KT	
		80	—	14.70	35.57	26.50	8.23	0.00	—	0.06	<1.7	—	N 100 B					
		100	—	14.26	35.51	26.54	8.24	0.11	—	0.13	<1.7	5.38	TYFB	320-170	0016	0046	DGP	
		150	—	13.18	35.32	26.62	8.20	0.29	—	0.00	<1.7	5.34						
		200	—	12.34	35.21	26.71	8.19	0.30	—	0.00	<1.7	5.46						
		300	—	11.01	34.97	26.78	8.17	0.57	—	0.00	<1.7	5.51						
		400	—	9.88	34.79	26.83	8.16	1.06	—	0.00	—	3.6	5.47					
		590 ³	586	8.52	34.61	26.92	8.15	1.16	—	—	—	4.3	5.14					
		780 ²	769	6.67	34.48	27.08	8.09	1.90	—	—	—	12.5	4.28					
		980 ²	—	4.40	34.42	27.29	8.02	2.43	—	—	—	29.5	3.99					
		1480 ²	1480	2.89	34.58	27.58	7.98	2.70	—	—	—	51.1	3.37					
		1970 ²	—	2.36	34.70	27.73	8.03	2.66	—	—	—	59.4	3.51					
		2450 ²	2447	1.97	34.73	27.78	8.05	2.66	—	—	—	69.4	3.61					
		2920 ¹	2923	1.69	34.72	27.79	8.23	2.66	—	—	—	72.4	3.41					
3400 ¹	—	1.42	34.71	27.81	8.15	2.62	—	—	—	75.9	3.92							
3890 ¹	3888	1.22	34.71	27.83	8.20	2.53	—	—	—	76.9	3.80							
4390 ¹	—	1.08	34.70	27.83	8.28	2.59	—	—	—	78.9	3.79							
4890 ¹	4902	0.99	34.70	27.83	8.30	2.60	—	—	—	79.4	3.76							
2150	15	0	—	19.13	35.74	25.58	8.24	0.00	—	0.00	<1.7	5.24	N 50 V	100-0	1559			
		10	—	19.13	35.74	25.58	8.24	0.00	—	0.00	<1.7	—	N 70 V	1000-750	—	1650		
		20	—	19.13	35.74	25.58	8.24	0.00	—	0.00	<1.7	5.11	N 70 B	128-0	1943	2003	KT	
		30	—	19.08	35.76	25.60	8.24	0.00	—	0.00	<1.7	—	N 100 B					
		40	—	19.08	35.76	25.60	8.24	0.00	—	0.00	<1.7	5.11	N 70 B	300-195	1943	2013	DGP	
		50	—	19.08	35.76	25.60	8.24	0.00	—	0.00	<1.7	—	N 100 B					
		60	—	19.08	35.76	25.60	8.24	0.00	—	0.00	<1.7	5.11						
		80	—	19.08	35.78	25.62	8.24	0.00	—	0.00	<1.7	—						
		100	—	18.30	35.78	25.82	8.24	0.00	—	0.00	<1.7	5.11						
		150	—	17.22	35.81	26.10	8.25	0.00	—	0.06	<1.7	5.04						
		200	—	17.03	35.79	26.13	8.23	0.00	—	0.00	<1.7	5.06						
		300	—	15.25	35.65	26.43	8.22	0.10	—	0.00	<1.7	5.16						
		400	—	12.63	35.24	26.67	8.19	0.27	—	0.00	<1.7	5.25						
		580 ³	585	9.34	34.71	26.86	8.20	0.97	—	—	—	4.2	5.36					
		760 ²	756	8.34	34.63	26.95	8.14	1.18	—	—	—	5.7	4.95					
		950 ²	—	5.60	34.44	27.19	8.07	2.19	—	—	—	16.7	4.13					
		1440 ²	1440	3.23	34.59	27.56	8.00	2.83	—	—	—	41.4	3.22					
		1920 ²	—	2.54	34.70	27.71	8.01	2.78	—	—	—	54.1	3.33					
		2410 ²	2409	2.08	34.72	27.76	8.04	2.78	—	—	—	60.9	3.50					
		2730 ¹	2729	1.89	34.72	27.78	8.15	2.74	—	—	—	62.6	3.52					
3200 ¹	—	1.62	34.73	27.81	8.15	2.64	—	—	—	66.2	3.67							
3670 ¹	—	1.34	34.72	27.82	8.16	2.55	—	—	—	71.4	3.83							
4140 ¹	—	1.22	34.71	27.83	8.16	2.66	—	—	—	74.5	3.88							
4610 ¹	4610	1.06	34.71	27.84	8.16	2.66	—	—	—	73.5	4.10							

Station	Position	Date	Hour	Sounding (metres)	WIND		SEA		Weather	Barometer (millibars)	Air Temp. °C.		Remarks
					Direction	Force (knots)	Direction	Force			Dry bulb	Wet bulb	
2151	32° 05' 8" S, 115° 21' 5" E	1937 29 xii	1500 1516	99* 101*	S	19	S	4	c	1007.6	20.1	15.5	mod. av. S x W swell
2152	35° 15' 3" S, 114° 45' E	30 xii	2000	1692*	S	14	S	4	c	1013.7	14.3	9.4	conf. S swell
2153	37° 57' 6" S, 114° 53' 7" E	31 xii	2000	4929*	SW x W	19	SW x W	3	c	1013.6	13.3	9.9	mod. short SW x W swell
2154	40° 37' 3" S, 115° 06' 9" E	1938 1 i	2000	4788*	SW	19	SW	4	cp	1017.0	11.1	10.0	mod. long SW x S swell

Station	Age of moon (days)	HYDROLOGICAL OBSERVATIONS											BIOLOGICAL OBSERVATIONS				Remarks
		Depth (metres)	Depth by thermometer	Temp. °C.	S ‰	σ _t	pH	Mg.—atom m. ³				O ₂ c.c. litre	Gear	Depth (metres)	TIME		
								P	Nitrate + Nitrite N ₂	Nitrite N ₂	Si				From	To	
2151	27	—	—	—	—	—	—	—	—	—	—	—	DLH	99-101	1507	1517	— 8 hours
2152	28	0	—	18.39	35.78	25.79	8.25	0.00	—	0.00	<1.7	5.12	N 50 V	100-0	2004		
		10	—	18.39	35.78	25.79	8.25	0.00	—	0.00	<1.7	—	NHP	50-0			
		20	—	18.39	35.78	25.79	8.25	0.00	—	0.00	<1.7	5.10	N 70 V	50-0			
		30	—	17.14	35.69	26.02	8.25	0.00	—	0.00	<1.7	—	"	100-50	—	2032	
		40	—	16.89	35.69	26.08	8.23	0.00	—	0.00	<1.7	5.25	N 70 B	108-0	2229	2249	KT
		50	—	16.49	35.66	26.16	8.25	0.00	—	0.00	<1.7	—	N 100 B				
		60	—	16.14	35.66	26.24	8.25	0.00	—	0.00	<1.7	5.32	N 70 B				
		80	—	14.80	35.52	26.43	8.25	0.00	—	0.00	<1.7	—	N 100 B	300-0	2229	2308	DGP. Nets failed to close
		100	—	14.36	35.48	26.49	8.24	0.08	—	0.13	<1.7	5.43					
		150	—	12.88	35.24	26.62	8.21	0.34	—	0.00	<1.7	5.37					
		200	—	11.84	35.07	26.70	8.19	0.51	—	0.00	<1.7	5.50					
		300	—	10.26	34.79	26.77	8.19	0.78	—	0.00	<1.7	5.54					
		400	—	9.33	34.72	26.86	8.15	1.01	—	0.00	2.7	5.35					
		600 ¹	600	8.29	34.60	26.93	8.26	1.35	—	—	5.0	4.93					
		800 ¹	—	6.14	34.44	27.12	8.13	2.03	—	—	13.5	4.08					
1000 ¹	997	3.88	34.39	27.34	8.06	2.45	—	—	31.5	4.05							
1500 ¹	1497	2.85	34.55	27.57	8.12	2.74	—	—	49.8	3.21							
2153	29	0	—	15.80	35.54	26.23	8.24	0.00	—	0.00	<1.7	5.48	NHP	50-0	2007		
		10	—	15.80	35.54	26.23	8.24	0.00	—	0.00	<1.7	—	N 50 V	100-0			
		20	—	15.80	35.54	26.23	8.24	0.00	—	0.00	<1.7	5.42	N 70 V	50-0			
		30	—	15.80	35.53	26.22	8.24	0.00	—	0.00	<1.7	—	"	100-50			
		40	—	15.90	35.60	26.25	8.24	0.00	—	0.00	<1.7	5.39	"	250-100	—	2052	
		50	—	16.00	35.62	26.24	8.24	0.00	—	0.00	<1.7	—	N 70 B	124-0	2330	2352	KT
		60	—	15.45	35.59	26.34	8.24	0.00	—	0.00	<1.7	5.46	N 100 B				
		80	—	14.00	35.44	26.54	8.24	0.00	—	0.26	<1.7	—	N 70 B				
		100	—	13.12	35.34	26.65	8.21	0.32	—	0.14	<1.7	5.36	N 100 B	410-300	2330	0000	DGP
		150	—	12.28	35.21	26.72	8.21	0.44	—	0.00	<1.7	5.44					
		200	—	11.70	35.08	26.72	8.19	0.48	—	0.00	<1.7	5.47					
		300	—	10.66	34.92	26.79	8.18	0.84	—	0.00	<1.7	5.45					
		400	—	9.48	34.77	26.88	8.14	0.99	—	0.00	2.5	5.42					
		590 ²	588	8.65	34.64	26.91	8.20	1.16	—	—	3.6	5.02					
		780 ²	—	7.38	34.53	27.02	8.09	1.58	—	—	10.1	4.55					
		980 ²	972	5.01	34.41	27.23	8.10	2.24	—	—	18.4	4.19					
		1480 ²	—	2.91	34.55	27.56	8.02	2.55	—	—	42.7	3.53					
		1980 ²	1983	2.44	34.70	27.72	8.02	2.64	—	—	50.6	3.52					
2480 ¹	2481	2.05	34.74	27.78	8.12	2.59	—	—	59.1	3.74							
2980 ¹	—	1.68	34.74	27.81	8.13	2.55	—	—	61.7	3.80							
3480 ¹	3491	1.38	34.73	27.83	8.15	2.55	—	—	68.4	4.05							
3980 ¹	—	1.06	34.72	27.84	8.14	2.55	—	—	76.3	4.24							
4480 ¹	4477	0.86	34.71	27.85	8.19	2.55	—	—	77.2	4.09							
2154	0	0	—	12.53	34.94	26.46	8.19	0.44	—	0.16	<1.7	5.83	N 50 V	100-0	2000		
		10	—	12.53	34.94	26.46	8.19	0.44	—	0.16	<1.7	—	NHP	50-0			
		20	—	12.53	34.94	26.46	8.19	0.44	—	0.16	<1.7	5.77	N 70 V	50-0			
		30	—	12.53	34.94	26.46	8.19	0.44	—	0.17	<1.7	—	"	100-50			
		40	—	12.53	34.94	26.46	8.19	0.44	—	0.17	<1.7	5.75	"	250-100			
		50	—	12.51	34.94	26.46	8.19	0.44	—	0.17	<1.7	—	"	500-250	—	2043	
		60	—	11.03	34.91	26.72	8.18	0.51	—	0.61	<1.7	5.86	N 70 B	113-0	2313	2333	KT
		80	—	10.59	34.90	26.79	8.18	0.67	—	0.59	<1.7	—	N 100 B				
		100	—	10.53	34.89	26.79	8.17	0.74	—	0.24	<1.7	5.70	N 70 B				
		150	—	10.27	34.88	26.83	8.17	0.82	—	0.00	2.8	5.71	N 100 B	400-300	2313	2343	DGP
		200	—	10.17	34.87	26.84	8.17	0.86	—	0.00	4.3	5.68					
		300	—	9.68	34.78	26.85	8.15	0.95	—	0.00	5.7	5.64					
		400	—	9.19	34.71	26.89	8.13	0.99	—	0.00	7.3	5.57					
		600 ²	598	8.63	34.64	26.92	8.19	1.16	—	—	8.5	5.27					
		800 ²	—	7.66	34.55	27.00	8.11	1.52	—	—	10.7	4.81					
		1000 ²	994	5.59	34.38	27.14	8.07	2.22	—	—	22.7	4.21					
		1500 ²	—	2.96	34.49	27.50	8.00	2.78	—	—	47.1	3.67					
		2000 ²	1997	2.52	34.68	27.70	8.00	2.62	—	—	54.3	3.50					
2460 ¹	2460	2.17	34.74	27.77	8.13	2.59	—	—	59.5	3.61							
2960 ¹	—	1.71	34.74	27.81	8.12	2.55	—	—	67.6	4.04							
3460 ¹	3464	1.28	34.73	27.83	8.14	2.55	—	—	71.4	4.12							

Station	Position	Date	Hour	Sounding (metres)	WIND		SEA		Weather	Barometer (millibars)	Air Temp. °C.		Remarks
					Direction	Force (knots)	Direction	Force			Dry bulb	Wet bulb	
2154 <i>cont.</i>	40° 37' 3" S, 115° 06' 9" E	1938 1 i											
2155	43° 09' 3" S, 115° 16' 7" E	2 i	2000	4515*	WSW	19	WSW	4	od	1016.5	10.0	9.4	mod. av. WSW swell
2156	46° 01' 3" S, 115° 27' 1" E	3 i	2005	4007*	SW × W	14	SW × W	4	c	1015.9	7.2	5.6	mod. long SW swell
2157	48° 26' S, 115° 44' 7" E	4 i	2004	3965*	WSW	19	WSW	4	c	1011.3	6.1	4.5	conf. SW swell

Station	Age of moon (days)	HYDROLOGICAL OBSERVATIONS											BIOLOGICAL OBSERVATIONS				Remarks			
		Depth (metres)	Depth by thermometer	Temp. °C.	S ₁₀₀	σ _t	pH	Mg.—atom m. ³				O ₂ c.c. litre	Gear	Depth (metres)	TIME					
								P	Nitrate + Nitrite N ₂	Nitrite N ₂	Si				From	To				
2154 cont.	0	3950 ¹	—	0.90	34.72	27.85	8.14	2.55	—	—	75.8	4.43								
		4440 ¹	4445	0.80	34.71	27.85	8.14	2.57	—	—	77.3	4.29								
2155	1	0	—	10.77	34.73	26.63	8.17	0.70	—	0.33	<1.7	6.06	N 50 V	100-0	2004					
		10	—	10.77	34.73	26.63	8.17	0.70	—	0.32	<1.7	—	NHP	50-0						
		20	—	10.77	34.73	26.63	8.17	0.70	—	0.32	<1.7	6.02	N 70 V	50-0						
		30	—	10.77	34.73	26.63	8.17	0.70	—	0.32	<1.7	—	„	100-0						
		40	—	10.75	34.73	26.63	8.17	0.74	—	0.33	<1.7	6.01	„	100-50						
		50	—	10.74	34.73	26.63	8.17	0.74	—	0.32	<1.7	—	„	250-100						
		60	—	10.66	34.73	26.65	8.17	0.76	—	0.32	<1.7	5.97	„	500-0						
		80	—	10.63	34.73	26.65	8.17	0.76	—	0.34	<1.7	—	„	500-250						
		100	—	9.45	34.71	26.84	8.17	0.89	—	1.13	<1.7	5.94	„	750-500						
		150	—	9.27	34.69	26.85	8.17	0.95	—	1.19	<1.7	5.93	„	1000-750				—	2203	
		200	—	9.17	34.64	26.83	8.15	0.99	—	0.00	2.9	5.88	N 70 B	97-0				2239	2300	KT
		300	—	9.16	34.69	26.86	8.15	0.97	—	0.00	3.5	5.84	N 100 B							
		400	—	8.89	34.66	26.89	8.18	1.03	—	0.00	4.2	5.89	N 70 B	365-160				2239	2310	DGP
		600 ²	596	8.59	34.64	26.92	8.16	1.24	—	—	5.8	5.27	N 100 B							
		790 ²	—	7.46	34.51	27.00	8.11	1.71	—	—	7.2	4.72								
		990 ²	990	5.47	34.37	27.14	8.05	2.20	—	—	14.6	4.38								
		1480 ²	1480	2.96	34.46	27.48	7.98	2.78	—	—	42.0	3.87								
		1990 ¹	1988	2.46	34.66	27.68	8.06	2.62	—	—	46.6	3.71								
		2490 ¹	—	2.16	34.74	27.78	8.10	2.51	—	—	49.5	4.03								
		2990 ¹	2989	1.64	34.74	27.82	8.10	2.51	—	—	53.8	4.19								
3480 ¹	—	1.15	34.73	27.84	8.10	2.51	—	—	64.8	4.31										
3980 ¹	3978	0.87	34.72	27.85	8.10	2.64	—	—	69.8	4.24										
2156	2	0	—	8.64	34.41	26.73	8.17	0.93	—	0.41	<1.7	6.32	N 50 V	100-0	2005					
		10	—	8.64	34.41	26.73	8.17	0.93	—	0.41	<1.7	—	NHP	50-0						
		20	—	8.64	34.41	26.73	8.17	0.93	—	0.40	<1.7	6.27	N 70 V	50-0						
		30	—	8.55	34.41	26.75	8.17	0.93	—	0.40	<1.7	—	„	250-0						
		40	—	8.46	34.41	26.76	8.17	0.91	—	0.40	<1.7	6.30	„	250-100						
		50	—	8.45	34.41	26.76	8.18	0.91	—	0.40	<1.7	—	„	500-250						
		60	—	8.44	34.41	26.76	8.18	0.95	—	0.41	<1.7	6.25	„	750-500						
		80	—	8.56	34.46	26.78	8.17	0.95	—	0.40	<1.7	—	„	1000-750				—	2203	
		100	—	9.27	34.68	26.85	8.15	0.89	—	0.24	3.1	5.79	N 70 B	135-0				2228	2248	KT
		150	—	9.28	34.70	26.86	8.13	0.97	—	0.11	4.2	5.79	N 100 B							
		200	—	9.18	34.69	26.86	8.14	0.99	—	0.00	5.1	5.66	N 70 B	370-270				2228	2258	DGP
		300	—	8.52	34.60	26.90	8.13	1.05	—	0.00	5.4	5.76	N 100 B							
		400	—	7.50	34.44	26.93	8.10	1.20	—	0.00	5.7	5.73								
		590 ²	590	6.46	34.43	27.07	8.08	1.69	—	—	11.2	4.63								
		790 ²	—	4.48	34.33	27.22	8.02	2.28	—	—	15.7	4.69								
		990 ²	989	3.40	34.36	27.36	8.01	2.41	—	—	28.0	4.49								
		1440 ¹	1438	2.58	34.53	27.57	8.02	2.59	—	—	45.3	3.76								
		1890 ¹	—	2.38	34.69	27.71	8.03	2.47	—	—	51.0	3.87								
		2340 ¹	2335	2.11	34.76	27.79	8.11	2.34	—	—	56.4	4.08								
		2790 ¹	—	1.59	34.74	27.82	8.08	2.43	—	—	59.7	4.22								
3240 ¹	3240	1.26	34.74	27.84	8.13	2.34	—	—	69.3	4.31										
2157	3	0	—	5.84	33.94	26.75	8.15	1.33	—	0.49	<1.7	6.71	N 50 V	100-0	2005					
		10	—	5.84	33.94	26.75	8.15	1.35	—	0.49	<1.7	—	NHP	50-0						
		20	—	5.84	33.94	26.75	8.14	1.35	—	0.49	<1.7	6.67	N 70 V	50-0						
		30	—	5.84	33.94	26.75	8.14	1.37	—	0.49	<1.7	—	„	100-0						
		40	—	5.84	33.94	26.75	8.14	1.37	—	0.50	<1.7	6.65	„	100-50						
		50	—	5.84	33.94	26.75	8.14	1.37	—	0.50	<1.7	—	„	250-100						
		60	—	5.84	33.94	26.75	8.14	1.37	—	0.51	<1.7	6.63	„	500-250				—	2055	
		80	—	5.76	33.94	26.76	8.14	1.35	—	0.51	<1.7	—	N 70 B	146-0				2239	2300	KT
		100	—	4.94	33.95	26.88	8.12	1.54	—	0.50	3.4	6.63	N 100 B							
		150	—	4.49	34.01	26.97	8.10	1.62	—	0.67	5.8	6.42	N 70 B	370-225				2239	2309	DGP
		200	—	3.85	34.00	27.03	8.10	1.67	—	0.79	7.4	6.41	N 100 B							
		300	—	2.96	34.02	27.13	8.09	1.98	—	0.11	9.9	6.31								
		400	—	3.11	34.14	27.22	8.01	2.28	—	—	16.3	5.49								
		600 ²	599	2.58	34.28	27.37	8.02	2.51	—	—	31.0	4.68								
		800 ²	—	2.51	34.38	27.46	8.00	2.64	—	—	37.1	4.13								
		990 ²	992	2.44	34.49	27.54	8.00	2.68	—	—	44.3	3.88								
		1490 ¹	1488	2.35	34.68	27.71	8.05	2.59	—	—	49.9	3.84								
		1990 ¹	—	2.01	34.74	27.79	8.13	2.28	—	—	57.4	4.15								

Station	Position	Date	Hour	Sounding (metres)	WIND		SEA		Weather	Barometer (millibars)	Air Temp. °C.		Remarks
					Direction	Force (knots)	Direction	Force			Dry bulb	Wet bulb	
2157 <i>cont.</i>	48° 26' S, 115° 44.7' E	1938 4 i											
2158	50° 19.1' S, 115° 52.1' E	5 i	2003	3396*	SW	19-24	SW	5	c	1015.9	3.3	1.8	heavy short conf. SW swell
2159	51° 34.8' S, 115° 49' E	6 i	1002	4204*	W × S	14	W × S	4	c	1014.2	3.6	2.0	mod. av. conf. SW swell
2160	53° 01.4' S, 115° 49.5' E	6 i	2005	4382*	N	17-21	N	4	od	997.6	5.1	4.7	mod. av. conf. NNW swell
2161	54° 31.6' S, 115° 51.5' E	7 i	1004	4226*	N	28	N	5	omd	979.2	5.3	4.8	heavy long N × W swell
2162	56° 06.2' S, 115° 51.4' E	7 i	2005	4506*	N × W	5	N × W	2	o	970.8	2.3	1.9	mod. long N × E swell

Station	Age of moon (days)	HYDROLOGICAL OBSERVATIONS											BIOLOGICAL OBSERVATIONS				Remarks	
		Depth (metres)	Depth by thermometer	Temp. °C.	S ‰	σ _t	pH	Mg.—atom m. ³				O ₂ c.c. litre	Gear	Depth (metres)	TIME			
								P	Nitrate + Nitrite N ₂	Nitrite N ₂	Si				From	To		
2157 cont.	3	2490 ¹	2480	1·53	34·74	27·81	8·13	2·41	—	—	67·6	4·12						
		2990 ¹	—	1·17	34·73	27·84	8·08	2·45	—	—	72·5	4·43						
		3490 ¹	3490	0·99	34·71	27·84	8·08	2·57	—	—	78·3	4·35						
2158	4	0	—	4·31	33·92	26·92	8·10	1·50	—	0·49	<1·7	7·00	N 50 V	100-0	2005	—	-7 hours	
		10	—	4·31	33·92	26·92	8·12	1·50	—	0·49	<1·7	—	NHP	50-0				
		20	—	4·31	33·92	26·92	8·12	1·50	—	0·49	<1·7	6·96	N 70 V	50-0				
		30	—	4·31	33·92	26·92	8·12	1·50	—	0·50	<1·7	—	"	100-50				
		40	—	4·30	33·92	26·92	8·12	1·52	—	0·49	<1·7	6·93	"	250-100				
		50	—	4·29	33·93	26·92	8·12	1·54	—	0·51	<1·7	—	"	500-250				
		60	—	4·28	33·95	26·94	8·12	1·58	—	0·49	<1·7	6·93	"	750-500				
		80	—	3·63	33·95	27·01	8·13	1·71	—	0·50	1·9	—	"	1000-750				
		100	—	2·85	33·95	27·08	8·11	2·03	—	0·47	4·3	6·97	N 100 B	119-0				
		150	—	1·61	33·96	27·19	8·10	2·15	—	0·54	11·1	7·01	N 70 B	310-220				
		200	—	1·12	33·98	27·24	8·06	2·22	—	0·22	15·3	6·87	N 100 B					
		300	—	1·94	34·28	27·43	7·98	2·59	—	0·00	33·0	4·88						
		400	—	2·10	34·38	27·49	7·93	2·70	—	0·00	37·3	4·37						
		600 ²	596	2·21	34·55	27·62	7·97	2·70	—	—	42·0	3·91						
		800 ²	—	2·28	34·65	27·69	7·99	2·62	—	—	47·3	3·95						
		1000 ¹	995	2·23	34·70	27·74	8·02	2·45	—	—	52·4	3·95						
		1500 ¹	—	1·89	34·73	27·79	8·08	2·38	—	—	56·2	4·31						
		2000 ¹	1996	1·44	34·74	27·83	8·10	2·40	—	—	63·0	4·19						
		2500 ¹	—	0·95	34·72	27·84	8·10	2·51	—	—	69·0	4·33						
		3000 ¹	2093	0·48	34·70	27·86	8·09	2·59	—	—	76·6	4·60						
2159	4	0	—	3·51	34·00	27·06	—	—	—	—	—	—	NHP	50-0	1004			
														N 50 V	100-0	—	1022	
														N 100 H	5-0	1027	1052	
														N 70 B N 100 B	165-0	1030	1050	KT
2160	5	0	—	3·53	33·95	27·02	8·11	1·54	—	0·57	3·6	7·10	N 50 V	100-0	2007			
		10	—	3·53	33·95	27·02	8·11	1·56	—	0·56	3·6	—	NHP	50-0				
		20	—	3·53	33·95	27·02	8·11	1·54	—	0·57	3·6	7·05	N 70 V	50-0				
		30	—	3·53	33·95	27·02	8·11	1·54	—	0·57	3·5	—	"	100-50				
		40	—	3·53	33·95	27·02	8·11	1·56	—	0·58	3·6	7·02	"	250-100				
		50	—	3·53	33·95	27·02	8·11	1·58	—	0·56	3·6	—	"	500-250				
		60	—	3·53	33·95	27·02	8·11	1·60	—	0·56	3·7	7·01	"	750-500				
		80	—	2·14	33·95	27·14	8·11	1·71	—	0·51	11·6	—	"	1000-750				
		100	—	1·83	34·01	27·21	8·10	1·75	—	0·49	13·8	7·17	N 100 H	5-0				
		150	—	0·90	34·02	27·29	8·06	2·05	—	0·58	17·3	7·02	N 70 B	119-0				
		200	—	0·91	34·10	27·35	8·04	2·19	—	0·05	23·4	6·44	N 100 B					
		300	—	1·99	34·35	27·48	7·93	2·51	—	0·00	36·6	4·58	N 70 B	325-190				
		400	—	2·06	34·42	27·53	7·93	2·57	—	0·00	43·7	4·21	N 100 B					
		580 ²	577	2·23	34·60	27·66	7·97	2·57	—	—	49·0	3·83						
		780 ²	—	2·19	34·67	27·71	8·00	2·53	—	—	51·1	3·92						
		980 ²	981	2·09	34·70	27·74	8·01	2·53	—	—	54·1	4·01						
		1480 ²	1481	1·74	34·73	27·80	8·04	2·45	—	—	56·7	4·24						
		1960 ¹	—	1·30	34·72	27·82	8·14	2·47	—	—	59·9	4·26						
		2450 ¹	—	0·88	34·71	27·85	8·14	2·53	—	—	69·4	4·45						
		2940 ¹	2937	0·44	34·70	27·87	8·15	2·57	—	—	76·5	4·54						
3430 ¹	—	0·26	34·69	27·86	8·10	2·57	—	—	77·7	4·67								
3920 ¹	3920	0·23	34·68	27·86	8·10	2·62	—	—	79·4	4·64								
2161	5	0	—	4·20	33·94	26·94	—	—	—	—	—	—	NHP	50-0	1005	1009		
														N 100 H	5-0	1015	1042	
														N 70 B N 100 B	153-0	1019	1039	KT
2162	6	0	—	2·73	33·87	27·03	8·10	1·82	—	0·51	5·6	7·16	N 50 V	100-0	2005			
		10	—	2·73	33·87	27·03	8·10	1·82	—	0·51	5·9	—	NHP	50-0				
		20	—	2·73	33·87	27·03	8·11	1·81	—	0·51	5·9	7·12	N 70 V	50-0				
		30	—	2·73	33·87	27·03	8·11	1·81	—	0·52	5·9	—	"	100-50				
		40	—	2·73	33·87	27·03	8·11	1·84	—	0·51	5·9	7·10	"	250-100				
		50	—	2·73	33·87	27·03	8·11	1·79	—	0·51	5·8	—	"	500-250				
		60	—	2·73	33·87	27·03	8·10	1·81	—	0·53	5·9	7·10	"	750-500				

Station	Position	Date	Hour	Sounding (metres)	WIND		SEA		Weather	Barometer (millibars)	Air Temp. °C.		Remarks
					Direction	Force (knots)	Direction	Force			Dry bulb	Wet bulb	
2162 <i>cont.</i>	56° 06.2' S, 115° 51.4' E	1938 7 i											
2163	57° 31.9' S, 115° 46.6' E	8 i	1004	4566*	SSE	14	SSE	3	os	964.4	1.1	0.6	mod. long NNW swell
2164	58° 48.7' S, 115° 43.7' E	8 i	2002	4603*	S	19	S	4	od	958.2	1.7	1.5	mod. conf. S × E and NW swells
2165	59° 57.2' S, 115° 38.1' E	9 i	1001	4596*	E × S	22	E × S	5	o	955.9	1.7	1.6	heavy short ESE swell
2166	61° 06.9' S, 115° 35.1' E	9 i	2004	4418*	SE	24	SE	5	o	965.6	1.1	0.6	heavy short SE swell

Station	Age of moon (days)	HYDROLOGICAL OBSERVATIONS										BIOLOGICAL OBSERVATIONS				Remarks		
		Depth (metres)	Depth by thermometer	Temp. °C.	S ‰	σ _t	pH	Mg.—atom m. ³				O ₂ c.c. litre	Gear	Depth (metres)	TIME			
								P	Nitrate + Nitrite N ₂	Nitrite N ₂	Si				From		To	
2162 <i>cont.</i>	6	80	—	2.63	33.88	27.05	8.09	1.81	—	0.52	6.6	—	N 70 V	1000-750	—	2141	KT DGP	
		100	—	2.00	33.92	27.13	8.09	2.01	—	0.53	9.9	7.10	N 100 H	5-0	2259	2328		
		150	—	1.11	33.95	27.22	8.08	2.22	—	0.49	17.8	7.02	N 70 B	135-0	2303	2323		
		200	—	1.42	34.11	27.32	7.98	2.45	—	0.00	25.4	5.85	N 100 B					
		300	—	1.84	34.34	27.48	7.93	2.64	—	0.00	40.6	4.63	N 70 B	380-220	2303	2332		
		400	—	2.07	34.46	27.55	7.93	2.68	—	0.00	45.7	4.13	N 100 B					
		590 ²	592	2.24	34.60	27.66	7.96	2.64	—	—	50.0	3.79						
		790 ²	—	2.16	34.65	27.70	7.96	2.59	—	—	53.4	3.87						
		990 ²	996	2.07	34.70	27.75	7.98	2.53	—	—	56.9	3.98						
		1490 ²	1486	1.73	34.73	27.80	7.98	2.53	—	—	62.3	4.23						
		1980 ¹	1976	1.28	34.72	27.82	8.07	2.51	—	—	66.2	4.22						
		2480 ¹	—	0.88	34.71	27.85	8.10	2.53	—	—	72.8	4.45						
		2980 ¹	2982	0.48	34.70	27.85	8.10	2.57	—	—	83.6	4.53						
		3470 ¹	—	0.25	34.68	27.86	8.11	2.64	—	—	90.2	4.64						
		3950 ¹	3949	0.07	34.68	27.87	8.12	2.64	—	—	90.9	4.67						
2163	6	0	—	2.20	33.94	27.13	—	—	—	—	—	—	NHP	50-0	1006	1012	KT	
														N 100 H	5-0	1030		1056
														N 70 B	165-0	1034		1054
														N 100 B				
2164	7	0	—	1.57	33.91	27.15	8.12	2.03	—	0.44	17.6	7.35	N 50 V	100-0	2005		KT DGP	
		10	—	1.51	33.91	27.16	8.13	1.96	—	0.44	17.4	—	NHP	50-0				
		20	—	1.51	33.92	27.17	8.13	1.98	—	0.44	17.5	7.31	N 70 V	50-0				
		30	—	1.41	33.93	27.18	8.13	2.03	—	0.44	17.3	—	"	100-50				
		40	—	1.41	33.93	27.18	8.13	2.01	—	0.44	17.8	7.32	"	250-100				
		50	—	1.41	33.94	27.19	8.13	2.01	—	0.44	17.9	—	"	500-250				
		60	—	1.31	33.95	27.20	8.13	2.03	—	0.44	17.9	7.31	"	750-500				
		80	—	0.30	33.96	27.27	8.14	2.15	—	0.44	21.5	—	"	1000-750				
		100	—	0.17	33.98	27.30	8.12	2.15	—	0.42	23.2	7.34	N 100 H	5-0	2309	2339		
		150	—	-0.30	34.07	27.40	8.07	2.26	—	0.41	25.7	6.97	N 70 B	122-0	2312	2333		
		200	—	1.22	34.33	27.51	7.98	2.51	—	0.00	41.4	4.96	N 100 B					
		300	—	1.88	34.53	27.63	7.92	2.62	—	0.00	45.3	4.00	N 70 B	375-150	2312	2342		
		400	—	2.03	34.59	27.67	7.97	2.51	—	0.00	49.1	3.91	N 100 B					
		590 ²	592	2.00	34.69	27.74	8.01	2.51	—	—	53.6	3.86						
		790 ²	—	1.96	34.71	27.77	8.01	2.41	—	—	56.7	3.98						
		980 ²	982	1.82	34.73	27.79	8.03	2.43	—	—	56.7	4.02						
		1480 ²	—	1.46	34.73	27.82	8.03	2.43	—	—	64.6	4.23						
1980 ²	1981	1.02	34.72	27.84	8.07	2.47	—	—	68.3	4.42								
2490 ¹	2485	0.68	34.70	27.85	8.11	2.53	—	—	71.1	4.42								
2980 ¹	—	0.37	34.69	27.85	8.12	2.59	—	—	81.9	4.50								
3470 ¹	3467	0.12	34.68	27.86	8.14	2.64	—	—	88.8	4.57								
3960 ¹	—	0.01	34.68	27.87	8.14	2.64	—	—	90.9	4.74								
4450 ¹	4452	-0.09	34.68	27.88	8.15	2.64	—	—	92.5	4.89								
2165	7	0	—	0.85	33.79	27.11	—	—	—	—	—	—	NHP	50-0	1006	1012	KT	
														N 100 H	5-0	1016		1044
														N 70 B	175-0	1020		1040
												N 100 B						
2166	8	0	—	0.45	33.86	27.18	8.15	1.46	—	0.44	19.8	7.64	N 50 V	100-0	2007		KT DGP	
		10	—	0.45	33.86	27.18	8.15	1.39	—	0.44	20.1	—	NHP	50-0				
		20	—	0.45	33.86	27.18	8.15	1.41	—	0.45	20.0	7.60	N 70 V	50-0				
		30	—	0.42	33.86	27.18	8.15	1.54	—	0.44	20.6	—	"	100-50				
		40	—	0.40	33.86	27.18	8.15	1.50	—	0.44	20.3	7.60	"	250-0				
		50	—	-0.80	33.94	27.31	8.14	2.11	—	0.39	26.1	—	"	250-100				
		60	—	-0.89	33.95	27.32	8.11	2.11	—	0.39	31.4	7.35	"	500-250				
		80	—	-1.00	34.12	27.46	8.04	2.38	—	0.39	36.2	—	"	750-500				
		100	—	-0.60	34.23	27.54	8.02	2.47	—	0.37	40.9	6.01	"	1000-750				
		150	—	1.41	34.54	27.67	7.94	2.49	—	0.00	48.2	4.28	N 100 H	5-0	2310	2325		
		200	—	1.82	34.62	27.71	7.94	2.57	—	0.00	54.8	4.00	N 100 B	159-0	2245	2305		
		300	—	1.84	34.68	27.75	7.97	2.43	—	0.00	57.9	4.02	N 100 B	450-250	2245	2315		
		400	—	1.85	34.72	27.78	7.97	2.36	—	0.00	60.7	4.06						
		600 ²	595	1.73	34.72	27.79	8.02	2.36	—	—	61.7	4.05						
800 ²	—	1.64	34.73	27.81	8.02	2.36	—	—	65.5	4.13								
1000 ²	996	1.50	34.73	27.82	8.02	2.36	—	—	68.3	4.20								

Station	Position	Date	Hour	Sounding (metres)	WIND		SEA		Weather	Barometer (millibars)	Air Temp. °C.		Remarks
					Direction	Force (knots)	Direction	Force			Dry bulb	Wet bulb	
2166 <i>cont.</i>	61° 06.9' S, 115° 35.1' E	1938 9 i											
2167	62° 19.6' S, 115° 30.3' E	10 i	1000	4153*	SE × E	28	SE × E	5	o	975.4	0.6	0.0	heavy short SE × E swell
2168	63° 29.1' S, 115° 26.8' E	10 i	2025	3237*	SE × S	28	SE × S	5	o	980.6	-0.6	-1.1	heavy short SE swell
2169	64° 44.6' S, 115° 16.3' E	11 i	1010	2193*	SE × S	25	SE × S	5	os	984.6	-0.6	-1.1	mod. long SE swell
2170	64° 40.6' S, 116° 06.6' E	11 i	1500	2207*	SE	28	SE	5	osp	984.7	-0.8	-1.1	mod. av. SE swell
2171	64° 51.2' S, 117° 24.2' E	11 i	2203	2813*	SE × E	28	SE × E	5	os	982.3	-0.9	-1.1	heavy short ESE swell
2172	64° 21.7' S, 119° 23' E	12 i	0900	3579*	ESE	30	ESE	5	oms	982.1	0.6	0.0	heavy short ESE swell
2173	64° 03.9' S, 120° 32.9' E	12 i	1500	3550*	E × S	25	E × S	5	oms	983.0	0.5	0.0	heavy short ESE swell
2174	63° 33.3' S, 121° 41.7' E	12 i	2003	3769*	E × S	19	E × S	4	os	981.7	-0.3	-0.6	mod. long E × S swell

Station	Age of moon (days)	HYDROLOGICAL OBSERVATIONS											BIOLOGICAL OBSERVATIONS				Remarks	
		Depth (metres)	Depth by thermometer	Temp. °C.	S ‰	σ _t	pH	Mg.—atom m. ³				O ₂ c.c. litre	Gear	Depth (metres)	TIME			
								P	Nitrate + Nitrite N ₂	Nitrite N ₂	Si				From	To		
2166 <i>cont.</i>	8	1490 ²	1485	1.09	34.73	27.84	8.02	2.36	—	—	73.2	4.37						
		2000 ¹	2005	0.72	34.72	27.86	8.07	2.41	—	—	74.2	4.29						
		2500 ¹	—	0.40	34.71	27.88	8.09	2.41	—	—	82.2	4.46						
		3000 ¹	2996	0.15	34.69	27.87	8.12	2.53	—	—	87.2	4.52						
		3500 ¹	—	-0.02	34.68	27.87	8.14	2.53	—	—	87.1	4.64						
		4000 ¹	3992	-0.13	34.68	27.88	8.13	2.49	—	—	90.6	4.92						
2167	8	0	—	0.30	33.75	27.10	—	—	—	—	—	NHP N 100 B	50-0 165-0	1003 1013	1006 1032	KT		
2168	9	0	—	-0.15	33.93	27.27	8.17	1.41	—	0.19	33.7	7.59	NHP N 70 V	50-0	2025			
		10	—	-0.15	33.93	27.27	8.17	1.41	—	0.19	33.6	—	—	50-0				
		20	—	-0.15	33.93	27.27	8.17	1.43	—	0.19	34.9	7.55	—	100-50				
		30	—	-0.13	33.93	27.27	8.17	1.54	—	0.19	34.0	—	—	250-100				
		40	—	-0.14	33.94	27.28	8.16	1.54	—	0.19	34.0	7.53	—	500-250				
		50	—	-1.19	34.20	27.53	8.07	2.26	—	0.17	42.3	—	—	750-500				
		60	—	-0.95	34.37	27.66	8.04	2.43	—	0.16	49.4	5.99	—	1000-750		2146		
		80	—	0.45	34.63	27.81	7.98	2.51	—	0.19	53.9	—	N 100 H	5-0	2232	2259		
		100	—	0.80	34.65	27.79	7.98	2.47	—	0.19	62.3	4.53	N 70 B	108-0	2236	2256	KT	
		150	—	1.23	34.70	27.82	7.98	2.43	—	0.06	63.8	4.30	N 100 B					
		200	—	1.32	34.73	27.83	7.98	2.43	—	0.00	67.5	4.28	N 70 B					
		300	—	1.26	34.73	27.83	7.98	2.43	—	0.00	69.3	4.31	N 100 B	300-175	2236	2306	DGP	
		400	—	1.23	34.73	27.84	7.99	2.43	—	0.00	71.8	4.36	N 100 B					
		590 ²	—	1.05	34.73	27.85	8.02	2.45	—	—	73.9	4.34	—					
		790 ²	787	0.82	34.72	27.85	8.02	2.55	—	—	77.6	4.47	—					
		990 ¹	991	0.57	34.71	27.87	8.05	2.55	—	—	83.6	4.48	—					
		1480 ¹	—	0.19	34.70	27.88	8.05	2.57	—	—	88.8	4.71	—					
		1970 ¹	1973	-0.05	34.70	27.88	8.11	2.62	—	—	94.0	4.79	—					
2460 ¹	—	-0.22	34.69	27.88	8.14	2.62	—	—	96.5	4.91	—							
2950 ¹	2944	-0.35	34.68	27.89	8.14	2.62	—	—	84.3	5.18	—							
2169	9	0	—	-1.52	33.96	27.35	—	—	—	—	—	—	N 50 V NHP	100-0 50-0	1012 —	— 1024		
														N 70 B				
														N 100 B	115-0	1040	1100	KT
														N 100 B	385-0	1040	1115	DGP. Net failed to close
														N 100 H	5-0	1118	1138	
2170	10	0	—	-0.78	33.85	27.24	—	—	—	—	—	—	N 100 H N 70 B N 100 B	5-0 157-0	1506 1510	1532 1530	KT	
2171	10												NHP	50-0	2203			
														N 50 V	100-0	—	2214	
														N 100 H	5-0	2218	2248	
														N 70 B	113-0	2250	2310	KT
														N 100 B				
													N 100 B	800-450	2250	2339	Depth estimated	
2172	10	0	—	0.31	34.02	27.32	—	—	—	—	—	—	NHP	50-0	0902			
														N 50 V	100-0	—	0914	
														N 100 H	5-0	0918	0943	
														N 70 B	165-0	0921	0941	KT
														N 100 B				
2173	11	0	—	0.30	34.04	27.33	—	—	—	—	—	—	N 100 H N 70 B N 100 B	5-0 117-0	1505 1508	1530 1528	KT. N70 burst high up owing to weight of diatoms. Large catch still retained	
2174	11	0	—	0.20	34.09	27.38	8.14	1.46	—	0.31	25.9	7.51	NHP	50-0	2004			
		10	—	0.20	34.09	27.38	8.14	1.52	—	0.31	25.6	—	N 50 V	100-0				
		20	—	0.20	34.09	27.38	8.14	1.58	—	0.31	25.3	7.45	N 70 V	50-0				
		30	—	0.20	34.09	27.38	8.14	1.52	—	0.32	25.5	—	—	100-50				
		40	—	0.20	34.09	27.38	8.13	1.60	—	0.31	25.6	7.44	—	250-100				
		50	—	0.11	34.09	27.38	8.13	1.69	—	0.31	25.7	—	—	500-250				

Station	Position	Date	Hour	Sounding (metres)	WIND		SEA		Weather	Barometer (millibars)	Air Temp. °C.		Remarks
					Direction	Force (knots)	Direction	Force			Dry bulb	Wet bulb	
2174 <i>cont.</i>	63° 33' 3" S, 121° 41' 7" E	1938 12 i											
2175	62° 54' 3" S, 124° 05' 7" E	13 i	0904	4085*	SE	14	SE	4	oms	980.0	0.4	0.0	mod. long SE x E swell
2176	62° 31' 4" S, 125° 31' 4" E	13 i	1500	4354*	SE	14	SE	3	om	979.5	1.0	0.8	mod. long SE swell
2177	62° 05' 7" S, 127° 05' 9" E	13 i	2203	4389*	SE	9	SE	2	c	981.0	1.7	1.4	mod. av. SE swell
2178	61° 19' S, 129° 57' 5" E	14 i	0902	4596*	Lt airs	2	—	0	c	986.1	3.9	3.0	mod. short SE swell
2179	61° 46' 9" S, 130° 56' 5" E	14 i	1500	4469*	NW	1-2	—	0-1	c	990.0	3.9	2.6	low av. ESE swell
2180	62° 19' 3" S, 132° 01' 6" E	14 i	2005	4448*	NW	2	—	0	c	993.3	2.2	1.7	mod. short SE swell

Station	Age of moon (days)	HYDROLOGICAL OBSERVATIONS											BIOLOGICAL OBSERVATIONS				Remarks	
		Depth (metres)	Depth by thermometer	Temp. C.	S. ‰	ct	pH	Mg.—atom m. ³				O ₂ c.c. litre	Gear	Depth (metres)	TIME			
								P	Nitrate + Nitrite N ₂	Nitrite N ₂	Si				From	To		
2174 cont.	II	60	—	-0.78	34.20	27.52	8.08	2.20	—	0.24	33.6	6.99	N 70 V	750-500	—	—	KT DGP	
		80	—	-0.45	34.38	27.65	7.99	2.47	—	0.23	41.3	—	"	1000-750	—	2130		
		100	—	0.80	34.56	27.72	7.93	2.57	—	0.23	50.7	4.59	N 100 H	5-0	2229	2255		
		150	—	1.33	34.67	27.78	7.91	2.53	—	0.07	52.9	4.26	N 70 B	102-0	2233	2253		
		200	—	1.43	34.70	27.80	7.94	2.53	—	0.00	55.0	4.22	N 100 B					
		300	—	1.43	34.71	27.81	7.96	2.47	—	0.00	58.1	4.28	N 70 B	300-180	2233	2302		
		400	—	1.44	34.72	27.81	7.96	2.47	—	0.00	63.2	4.31	N 100 B					
		600 ²	599	1.29	34.73	27.83	8.01	2.47	—	—	64.5	4.23						
		800 ²	—	1.10	34.73	27.84	8.02	2.51	—	—	68.1	4.28						
		1000 ²	1002	0.95	34.73	27.85	8.03	2.51	—	—	72.6	4.34						
		1490 ¹	1495	0.59	34.71	27.87	8.11	2.60	—	—	76.7	4.41						
		1980 ¹	—	0.23	34.70	27.88	8.11	2.62	—	—	81.5	4.54						
		2470 ¹	2472	0.00	34.69	27.88	8.13	2.62	—	—	85.7	4.74						
		2960 ¹	—	-0.16	34.68	27.88	8.13	2.62	—	—	79.7	4.99						
3450 ¹	3447	-0.29	34.68	27.89	8.13	2.62	—	—	66.6	5.19								
2175	II	0	—	0.60	33.86	27.17	—	—	—	—	—	—	N 50 V	100-0	0905	—	- 8 hours	
														NHP	50-0	—		0919
														N 100 H	5-0	0923		0947
														N 70 B	135-0	0925		0945
												N 100 B						
2176	12	0	—	0.98	33.98	27.25	—	—	—	—	—	—	N 100 H	5-0	1504	1529	KT	
														N 70 B	152-0	1508		1528
2177	12	0	—	1.90	33.84	27.07	—	—	—	—	—	—	N 50 V	100-0	2204	—	KT DGP	
														NHP	50-0	—		2215
														N 100 H	5-0	2227		2258
														N 70 B	106-0	2230		2250
														N 100 B				
													N 70 B	275-175	2230	2300		
2178	12	0	—	2.20	33.88	27.09	—	—	—	—	—	—	NHP	50-0	0902	—	KT	
														N 50 V	100-0	—		0916
														N 100 H	5-0	0919		0944
														N 70 B	128-0	0922		0942
														N 100 B				
2179	13	0	—	2.81	33.89	27.04	—	—	—	—	—	—	N 100 H	5-0	1504	1529	KT	
														N 70 B	128-0	1507		1527
														N 100 B				
2180	13	0	—	1.92	33.90	27.12	8.12	1.65	—	0.58	15.6	7.38	N 50 V	100-0	2007	—	KT DGP	
		10	—	1.73	33.90	27.13	8.12	1.67	—	0.58	15.3	—	NHP	50-0	—	—		
		20	—	1.44	33.90	27.15	8.12	1.73	—	0.56	15.4	7.39	N 70 V	50-0	—	—		
		30	—	1.41	33.90	27.16	8.12	1.73	—	0.55	15.3	—	"	100-50	—	—		
		40	—	1.36	33.90	27.16	8.12	1.79	—	0.56	16.8	7.37	"	250-100	—	—		
		50	—	0.20	33.94	27.26	8.14	2.13	—	0.54	17.4	—	"	500-250	—	—		
		60	—	-0.09	33.94	27.27	8.14	2.20	—	0.51	19.8	7.54	"	750-500	—	—		
		80	—	-0.45	33.94	27.29	8.12	2.26	—	0.51	21.7	—	"	1000-750	—	2130		
		100	—	-0.65	34.06	27.40	8.09	2.20	—	0.50	25.7	7.39	N 100 H	5-0	2231	2302		
		150	—	1.28	34.35	27.53	7.97	2.59	—	0.00	37.5	4.77	N 70 B	119-0	2234	2254		
		200	—	1.87	34.50	27.60	7.92	2.62	—	0.00	38.4	4.08	N 100 B					
		300	—	2.04	34.52	27.61	7.90	2.59	—	0.00	47.6	3.90	N 70 B	330-210	2234	2304		
		400	—	2.13	34.61	27.68	7.90	2.55	—	0.00	49.3	3.89	N 100 B					
		600 ²	591	1.94	34.67	27.73	8.00	2.49	—	—	53.6	3.90						
		800 ²	—	1.92	34.72	27.77	8.02	2.43	—	—	54.6	4.06						
		1000 ²	1005	1.79	34.72	27.78	8.02	2.43	—	—	56.7	4.13						
		1500 ²	1506	1.35	34.72	27.82	8.02	2.45	—	—	59.0	4.25						
		2000 ¹	1999	0.94	34.71	27.84	8.09	2.55	—	—	63.1	4.26						
		2500 ¹	—	0.58	34.70	27.86	8.09	2.64	—	—	69.3	4.38						
		2990 ¹	2990	0.27	34.69	27.86	8.13	2.64	—	—	72.1	4.63						
3490 ¹	—	0.08	34.68	27.87	8.13	2.64	—	—	76.2	4.77								
3990 ¹	3990	-0.05	34.68	27.87	8.14	2.64	—	—	76.4	4.89								

Station	Position	Date	Hour	Sounding (metres)	WIND		SEA		Weather	Barometer (millibars)	Air Temp. °C.		Remarks
					Direction	Force (knots)	Direction	Force			Dry bulb	Wet bulb	
2181	63° 28' 8" S, 134° 25' 7" E	1938 15 i	0900	4100*	NNW	5	NNW	2	c	998.3	2.8	1.7	low av. NE × N swell
2182	64° 07' 8" S, 135° 48' 3" E	15 i	1500	3517*	NNW	8	NNW	2	c	1001.0	2.1	1.2	low av. NE swell
2183	64° 53' 5" S, 137° 27' 4" E	15 i	2200	2136*	N	9	N	2	c	1001.0	0.8	0.6	low av. NNE swell
2184	65° 53' 3" S, 139° 40' 4" E	16 i	0904	485*	E × S	24-30	E × S	4	os	1000.1	-1.7	-2.5	mod. short E × S swell
2185	66° 13' 8" S, 139° 46' 4" E	16 i	1300	872*	ESE	40	ESE	4	os	995.4	-3.3	-3.3	No swell—near ice barrier
—	65° 26' 5" S, 139° 10' 6" E	16 i	2215	—	—	0	ESE	1	o	995.2	-1.1	-1.2	Conf. ESE and S swells
2186	65° 18' S, 139° 10' 6" E	16-17 i	2320	1573*	—	0	—	0-1	ms	995.6	-1.0	-1.1	mod. av. conf. E and NNE swells
2187	64° 44' 6" S, 141° 28' 5" E	17 i	0905	3356*	N × W	14	N × W	3	o	996.0	1.1	0.9	mod. av. N swell

Station	Age of moon (days)	HYDROLOGICAL OBSERVATIONS											BIOLOGICAL OBSERVATIONS				Remarks	
		Depth (metres)	Depth by thermometer	Temp. °C.	S ‰	σ _t	pH	Mg.—atom m. ³				O ₂ c.c. litre	Gear	Depth (metres)	TIME			
								P	Nitrate + Nitrite N ₂	Nitrite N ₂	Si				From	To		
2181	13	0	—	1.45	33.97	27.21	—	—	—	—	—	—	N 50 V NHP N 70 B N 100 B	100-0 50-0 163-0	0900 — 0917	— 0911 0937	KT	
2182	14	0	—	0.79	33.90	27.20	—	—	—	—	—	—	N 70 B N 100 B	119-0	1508	1528	KT	
2183	14	—	—	—	—	—	—	—	—	—	—	—	N 50 V NHP N 100 H N 70 B N 100 B N 70 B N 100 B	100-0 50-0 5-0 110-0 280-190	2203 — 2227 2230 2230	2215 2257 2250 2259	KT DGP	
2184	14	0	—	-0.28	33.99	27.33	—	—	—	—	—	—	N 50 V NHP N 70 B N 100 B N 70 B N 100 B	100-0 50-0 91-0 275-120	0907 — 0934 0934	— 0917 0954 1004	-9 hours KT DGP	
2185	14	0 10 20 30 40 50 60 80 100 150 200 300 400 590 ¹ 790 ¹	— — — — — — — — — — — — — 591 —	-0.45 -0.40 -0.40 -0.40 -0.80 -0.93 -1.01 -1.20 -1.33 -1.39 -1.63 -1.58 -1.58 -1.51	34.00 34.00 34.01 34.01 34.15 34.26 34.32 34.44 34.49 34.50 34.52 34.54 34.55 34.58 34.60	27.34 27.34 27.35 27.35 27.49 27.57 27.62 27.73 27.77 27.78 27.80 27.82 27.83 27.85 27.86	8.16 8.16 8.16 8.16 8.16 8.14 8.14 8.09 8.07 8.06 8.05 8.05 8.05 8.17 8.18	1.12 1.22 1.24 1.25 1.29 1.62 1.77 2.13 2.20 2.20 2.20 2.26 2.28 2.38 2.38	— — — — — — — — — — — — — — — —	0.22 0.22 0.23 0.21 0.21 0.21 0.19 0.18 0.16 0.15 0.14 0.11 0.09 0.08	31.0 31.8 31.9 31.6 32.3 37.8 40.4 41.3 42.3 45.9 49.7 51.5 54.1 49.5 49.3	7.87 — 7.81 — 7.74 — 7.53 — 7.10 6.95 6.90 6.77 6.69 6.54 6.39	N 50 V NHP N 70 B N 100 B	100-0 50-0 93-0	1313 — 1436	— 1325 1456	KT. Small hole in N 70 B net	
—	15	350	—	-0.98	—	—	—	—	—	—	—	—	—	—	—	—	—	To determine southerly limit of warm deep layer
2186	15	0 10 20 30 40 50 60 80 100 150 200 300 400 600 ¹ 800 ¹ 1000 ¹ 1400 ¹	— — — — — — — — — — — — — 591 — 1003 1399	-0.40 -0.40 -0.40 -0.40 -0.40 -0.42 -0.70 -1.58 -1.69 -1.60 -0.98 -0.38 0.32 0.11 -0.01 -0.08 -0.56	33.95 33.95 33.96 33.97 33.97 33.97 34.00 34.26 34.31 34.37 34.43 34.55 34.65 34.68 34.68 34.68 34.67	27.30 27.30 27.31 27.32 27.32 27.32 27.35 27.59 27.63 27.68 27.71 27.79 27.82 27.86 27.87 27.87 27.89	8.10 8.10 8.10 8.10 8.09 8.09 8.08 8.04 8.03 8.03 8.01 8.00 7.97 8.00 8.00 8.00 8.04	2.07 2.07 2.07 2.07 2.09 2.09 2.09 2.24 2.26 2.30 2.40 2.40 2.49 2.57 2.59 2.59 2.57	— — — — — — — — — — — — — — — — —	0.24 0.24 0.23 0.23 0.23 0.23 0.21 0.13 0.11 0.11 0.10 0.04 0.00 — — — —	33.6 33.7 34.0 34.4 34.8 34.7 36.3 36.5 38.5 38.8 42.3 50.0 56.0 73.1 75.9 78.7 68.7	7.54 — 7.55 — 7.59 — 7.48 — 7.02 6.93 6.28 5.64 5.01 4.88 4.77 4.79 5.37	NHP N 50 V N 70 V " " " N 100 H N 70 B N 100 B	50-0 100-0 50-0 100-50 250-100 500-250 5-0 117-0	2343 — — — — 0026 0046 0111 0048	— — — — — 0108	KT	
2187	15	0	—	0.60	33.86	27.18	—	—	—	—	—	—	N 50 V NHP N 100 H N 70 B N 100 B	100-0 50-0 5-0 97-0	0906 — 0924 0928	— 0920 0948 0946	-10 hours KT	

Station	Position	Date	Hour	Sounding (metres)	WIND		SEA		Weather	Barometer (millibars)	Air Temp. °C.		Remarks
					Direction	Force (knots)	Direction	Force			Dry bulb	Wet bulb	
2188	64° 23.9' S, 143° 16.8' E	1938 17 i	1500	3608*	NW × W	15	NW × W	3	oe	997.0	1.8	1.5	mod. av. NNW swell
2189	64° 06.3' S, 145° 21.4' E	17 i	2200	3786*	NW	14	NW	3	om	994.1	1.7	1.4	mod. av. NNW swell
2190	63° 32.1' S, 148° 42.8' E	18 i	0905	3749*	E × N	2-5	E × N	0-1	o	988.4	1.4	1.1	mod. av. conf. W × N swell
2191	63° 07' S, 150° 20.5' E	18 i	1500	3895*	E	14	E	3	oms	977.9	0.9	0.6	low long conf. W × N and E swells
2192	62° 44' S, 151° 47.8' E	18 i	2005	3851*	SE × S	17-21	SE × S	4	o	980.4	1.4	1.1	mod. long NW swell
2193	64° 04.7' S, 153° 43.4' E	19 i	0905	3630*	SW	14	SW	3	c	990.0	-1.1	-1.7	mod. long conf. NW × W swell
2194	64° 43.7' S, 154° 40.1' E	19 i	1500	3497*	SW	1-3	—	1	c	990.5	-1.2	-1.7	low long NW × W swell
2195	65° 33.3' S, 155° 52.8' E	19 i	2200	3142*	ENE	14	ENE	3	c	987.2	-1.4	-1.7	low short conf. NW swell
2196	66° 55.6' S, 157° 59.5' E	20 i	0904	2772*	E × S	19	E × S	4	csp	987.5	-0.7	-0.7	low long E swell

Station	Age of moon (days)	HYDROLOGICAL OBSERVATIONS											BIOLOGICAL OBSERVATIONS				Remarks	
		Depth (metres)	Depth by thermometer	Temp. °C.	S ‰	σ _t	pH	Mg.—atom m. ³				O ₂ c.c. litre	Gear	Depth (metres)	TIME			
								P	Nitrate + Nitrite N ₂	Nitrite N ₂	Si				From	To		
2188	15	0	—	1.32	33.89	27.15	—	—	—	—	—	—	N 100 H N 70 B N 100 B	5-0 128-0	1505 1508	1530 1528	KT	
2189	16	0	—	1.12	33.83	27.13	—	—	—	—	—	—	N 50 V NHP N 100 H N 70 B N 100 B N 70 B N 100 B	100-0 50-0 5-0 119-0 375-225	2202 — 2227 2230 2230	— 2214 2305 2250 2258	KT DGP	
2190	16	0	—	1.85	33.97	27.18	—	—	—	—	—	—	N 50 V NHP N 100 H N 70 B N 100 B	100-0 50-0 5-0 164-0	0905 — 0920 0924	— 0916 0946 0944	KT	
2191	16	0	—	1.80	33.90	27.13	—	—	—	—	—	—	N 100 H N 70 B N 100 B	5-0 163-0	1505 1507	1529 1527	KT	
2192	17	0	—	1.83	33.97	27.18	8.13	1.88	—	0.46	25.1	7.53	N 50 V	100-0	2007			
		10	—	1.83	33.97	27.18	8.13	1.90	—	0.48	24.7	—	NHP	50-0				
		20	—	1.75	33.98	27.20	8.13	1.90	—	0.47	25.2	7.52	N 70 V	50-0				
		30	—	1.73	33.98	27.20	8.13	1.98	—	0.46	24.8	—	„	100-50				
		40	—	1.73	33.98	27.20	8.12	2.00	—	0.46	25.1	7.47	„	250-100				
		50	—	1.72	33.98	27.20	8.12	2.00	—	0.45	25.8	—	„	500-250				
		60	—	1.41	33.98	27.23	8.12	2.00	—	0.46	26.1	7.42	„	750-500				
		70	—	-0.39	—	—	—	—	—	—	—	—	„	1000-0				
		80	—	-0.48	34.23	27.53	8.04	2.36	—	0.26	34.7	—	„	1000-750	—	2213		
		100	—	-0.32	34.31	27.59	8.04	2.51	—	0.26	46.1	6.75	N 100 H	5-0	2233	2303		
		150	—	1.61	34.59	27.70	7.92	2.62	—	0.00	49.5	4.15	N 70 B	113-0	2236	2256	KT	
		200	—	1.84	34.66	27.73	7.92	2.62	—	0.00	51.1	3.95	N 100 B					
		300	—	1.91	34.69	27.75	7.94	2.57	—	0.00	52.7	3.96	N 70 B	400-230	2236	2306	DGP	
		400	—	1.87	34.71	27.78	7.97	2.55	—	0.00	55.0	4.05	N 100 B					
		590 ²	591	1.77	34.74	27.81	8.02	2.53	—	—	58.1	4.07						
		790 ²	—	1.64	34.76	27.83	8.02	2.49	—	—	60.8	4.21						
		990 ²	991	1.52	34.76	27.84	8.02	2.57	—	—	64.8	4.28						
		1470 ¹	1475	1.09	34.75	27.86	8.12	2.59	—	—	67.3	4.35						
		1970 ¹	—	0.69	34.70	27.85	8.12	2.59	—	—	72.5	4.39						
		2470 ¹	2462	0.36	34.69	27.85	8.14	2.62	—	—	79.3	4.49						
		2970 ¹	—	0.12	34.69	27.86	8.14	2.62	—	—	82.9	4.61						
		3470 ¹	3467	-0.02	34.68	27.87	8.14	2.62	—	—	85.0	4.78						
2193	17	0	—	1.35	33.93	27.18	—	—	—	—	—	—	N 50 V NHP N 100 H N 70 B N 100 B	100-0 50-0 5-0 157-0	0905 — 0922 0925	— 0918 0944 0944	KT	
2194	17	0	—	1.39	33.78	27.06	—	—	—	—	—	—	N 100 H N 70 B N 100 B	5-0 131-0	1504 1507	1530 1527	KT	
2195	18	0	—	1.12	33.70	27.02	—	—	—	—	—	—	N 50 V NHP N 100 H N 70 B N 100 B N 70 B N 100 B	100-0 50-0 5-0 106-0 275-170	2202 — 2225 2228 2228	— 2213 2253 2249 2258	KT DGP	
2196	18	0	—	-0.01	33.26	26.72	—	—	—	—	—	—	N 50 V NHP N 100 H	100-0 50-0 5-0	0904 — 0918	— 0915 0944		

Station	Position	Date	Hour	Sounding (metres)	WIND		SEA		Weather	Barometer (millibars)	Air Temp. °C.		Remarks
					Direction	Force (knots)	Direction	Force			Dry bulb	Wet bulb	
2196 <i>cont.</i>	66° 55.6' S, 157° 59.5' E	1938 20 i											
2197	66° 53.2' S, 159° 08.5' E	20 i	1500	2721*	E	19	E	4	c	987.6	0.6	-0.6	low av. E swell
2198	66° 29.9' S, 160° 16.9' E	20 i	2007	2699*	E	24	E	4	c	981.0	-0.6	-1.1	mod. av. ENE swell
2199	66° 25.3' S, 162° 06.5' E (off Young I, Balleny Group)	21 i	0903	2162*	E × S	30	E × S	5	c	976.8	0.0	-0.7	heavy short E swell
2200	67° 09.6' S, 163° 27.7' E (between Young and Sturge Is, Balleny Group)	21 i	2023 2045	532* 512*	S × E	19	S × E	3	c	982.5	-1.1	-1.7	mod. av. S × E swell
2201	65° 48.1' S, 162° 17.6' E	22 i	2004	2930*	NW	12	NW	3	c	988.3	-0.1	-1.0	mod. short—av. conf. NW and W × N swells
2202	64° 07.9' S, 162° 14.7' E	23 i	0905	2886*	W	9	W	2	c	987.7	1.7	0.6	low short NW swell

Station	Age of moon (days)	HYDROLOGICAL OBSERVATIONS											BIOLOGICAL OBSERVATIONS				Remarks
		Depth (metres)	Depth by thermometer	Temp. °C.	S ‰	σ _t	pH	Mg.—atom m. ³				O ₂ c.c. litre	Gear	Depth (metres)	TIME		
								P	Nitrate Nitrite N ₂	Nitrite N ₂	Si				From	To	
2196 cont.	18												N 70 B N 100 B	137-0	0920	0940	KT
2197	18	0	—	-0.72	33.26	26.75	—	—	—	—	—	—	N 100 H N 70 B N 100 B	5-0 146-0	1505 1509	1531 1529	KT
2198	19	0	—	-0.30	33.35	26.81	8.21	0.72	—	0.24	29.0	8.28	N 50 V	100-0	2007		
		10	—	-0.40	33.36	26.83	8.21	0.74	—	0.27	29.3	—	NHP	50-0			
		20	—	-1.30	33.91	27.30	8.17	1.44	—	0.14	35.0	7.94	N 70 V	50-0			
		30	—	-1.60	34.29	27.61	8.07	2.22	—	0.14	38.8	—	"	100-50			
		40	—	-1.60	34.38	27.69	8.06	2.36	—	0.13	40.1	6.63	"	250-100			
		50	—	-1.59	34.42	27.72	8.06	2.36	—	0.14	42.9	—	"	500-250			
		60	—	-1.57	34.44	27.74	8.04	2.40	—	0.14	44.3	6.43	"	750-500			
		80	—	-1.47	34.49	27.77	8.04	2.43	—	0.14	48.6	—	"	1000-750			
		100	—	-1.20	34.49	27.76	8.04	2.53	—	0.09	50.7	6.09	N 100 H	5-0			
		150	—	-1.04	34.51	27.78	8.04	2.53	—	0.05	53.4	5.99	N 70 B	106-0			
		200	—	-0.16	34.59	27.81	8.00	2.53	—	0.00	56.2	5.32	N 100 B				
		300	—	0.59	34.67	27.83	7.99	2.60	—	0.00	59.2	4.78	N 70 B	350-150			
		400	—	0.66	34.68	27.83	7.99	2.60	—	0.00	62.2	4.64	N 100 B				
		600 ²	602	0.83	34.71	27.85	8.04	2.60	—	—	65.3	4.44					
		800 ¹	798	0.76	34.70	27.85	8.04	2.60	—	—	69.5	4.33					
		1000 ¹	—	0.60	34.70	27.86	8.09	2.64	—	—	73.9	4.37					
		1500 ¹	1498	0.27	34.70	27.88	8.10	2.64	—	—	80.1	4.58					
2000 ¹	—	0.11	34.69	27.87	8.08	2.64	—	—	72.4	4.67							
2500 ¹	—	-0.05	34.69	27.88	8.10	2.64	—	—	66.3	4.06							
2199	19	0	—	0.20	33.96	27.28	—	—	—	—	—	—	N 50 V NHP N 100 H N 70 B N 100 B	100-0 50-0 5-0 131-0	0903 — 0918 0923	0915 — 0935 0942	KT
2200	20	0	—	0.20	33.95	27.28	—	—	—	—	—	—	DLH NHP N 100 H N 70 B N 100 B N 70 B N 100 B	532-512 50-0 5-0 104-0 310-170	2037 2111 2128 2131 2131	2044 ¹ 2116 2148 2151 2201	KT DGP
2201	21	0	—	0.10	33.83	27.18	8.21	0.87	—	0.40	47.5	7.88	N 50 V	100-0	2008		
		10	—	0.10	33.83	27.18	8.22	0.89	—	0.40	47.2	—	NHP	50-0			
		20	—	0.03	33.83	27.19	8.22	0.93	—	0.39	47.1	7.81	N 70 V	50-0			
		30	—	-0.70	34.00	27.35	8.16	1.58	—	0.32	47.7	—	"	100-50			
		40	—	-1.52	34.28	27.61	8.09	2.24	—	0.21	51.1	6.95	"	250-100			
		50	—	-1.64	34.32	27.64	8.07	2.32	—	0.21	53.2	—	"	500-250			
		60	—	-1.68	34.35	27.67	8.07	2.34	—	0.18	54.5	6.60	"	750-500			
		80	—	-1.59	34.40	27.70	8.06	2.36	—	0.27	54.6	—	"	1000-750			
		100	—	-0.45	34.53	27.77	8.01	2.43	—	0.26	56.5	5.39	N 100 H	5-0			
		150	—	0.90	34.68	27.82	7.99	2.49	—	0.00	58.5	4.37	N 70 B	115-0			
		200	—	0.97	34.70	27.83	7.99	2.53	—	0.00	62.7	4.34	N 100 B				
		300	—	1.03	34.72	27.84	7.99	2.55	—	0.00	67.9	4.33	N 70 B	390-170			
		400	—	0.99	34.72	27.84	7.99	2.60	—	0.00	69.8	4.34	N 100 B				
		600 ²	598	0.93	34.72	27.85	8.00	2.60	—	—	74.5	4.34					
790 ¹	787	0.81	34.71	27.85	8.07	2.60	—	—	76.1	4.33							
990 ¹	—	0.67	34.71	27.86	8.07	2.64	—	—	77.7	4.37							
1490 ¹	1491	0.42	34.71	27.88	8.07	2.66	—	—	83.3	4.45							
1990 ¹	—	0.28	34.71	27.88	8.07	2.68	—	—	81.5	4.65							
2500 ¹	2498	0.09	34.71	27.90	8.05	2.68	—	—	74.9	4.74							
2202	21	0	—	0.61	34.04	27.32	—	—	—	—	—	—	N 50 V NHP N 100 H N 70 B N 100 B	100-0 50-0 5-0 115-0	0905 — 0919 0922	0916 — 0943 0942	KT

Station	Position	Date	Hour	Sounding (metres)	WIND		SEA		Weather	Barometer (millibars)	Air Temp. °C.		Remarks
					Direction	Force (knots)	Direction	Force			Dry bulb	Wet bulb	
2203	63° 13' 9" S, 162° 34' 2" E	1938 23 i	1507	2937*	WSW	12	WSW	3	bc	989.5	1.1	-0.1	low av. WNW swell
2204	62° 31' 4" S, 162° 58' 4" E	23 i	2003	3487*	WSW	19	WSW	4	c	990.3	0.8	0.3	low long W x S swell
2205	60° 49' 1" S, 164° 07' 6" E	24 i	1004	2665*	WSW	25	WSW	5	c	995.1	2.8	1.6	heavy av. WSW swell
2206	59° 26' S, 165° 08' 9" E	24-25 i	2000	5026*	W	24	W	4	od	994.0	4.9	4.5	heavy long WSW swell
			0000	—	W	30	W	5	od	993.2	4.9	4.5	heavy av. W swell
2207	58° 30' S, 165° 50' 7" E	25 i	0914	4824*	W	38	W	6	c	988.4	5.6	4.1	heavy long W swell
2208	55° 53' 1" S, 167° 04' 3" E	26-27 i	2004	4631*	W x N	14-19	W x N	4	od	1010.1	7.2	6.8	mod. long conf. WSW swell
			0000	—	W x N	16	W x N	4	o	1010.1	7.2	6.8	mod. long WSW swell

Station	Age of moon (days)	HYDROLOGICAL OBSERVATIONS											BIOLOGICAL OBSERVATIONS				Remarks	
		Depth (metres)	Depth by thermometer	Temp. °C.	S ‰	σ _t	pH	Mg.—atom m. ³				O ₂ c.c. litre	Gear	Depth (metres)	TIME			
								P	Nitrate + Nitrite N ₂	Nitrite N ₂	Si				From	To		
2203	21	0	—	1.00	34.05	27.30	—	—	—	—	—	—	N 100 H N 70 B N 100 B	5-0 120-0	1512 1515	1538 1535	Depth estimated	
2204	22	0	—	1.00	34.00	27.26	8.14	1.43	—	0.39	34.2	7.60	N 50 V NHP	100-0 50-0	2005			
		10	—	1.00	34.00	27.26	8.15	1.43	—	0.40	29.3	—	N 70 V	50-0				
		20	—	1.00	34.00	27.26	8.15	1.46	—	0.41	29.4	7.56	"	100-50				
		30	—	1.00	34.01	27.27	8.15	1.48	—	0.40	30.9	—	"	250-100				
		40	—	0.95	34.01	27.28	8.15	1.56	—	0.41	33.3	7.53	"	500-250				
		50	—	0.54	34.02	27.31	8.14	1.82	—	0.40	35.1	—	"	750-500				
		60	—	-0.38	34.10	27.42	8.09	2.20	—	0.31	42.0	7.33	"	1000-750				
		80	—	-1.08	34.27	27.59	8.05	2.41	—	0.21	44.8	—	"	5-0	—	2133		
		100	—	-0.40	34.43	27.69	8.00	2.45	—	0.19	47.9	5.72	N 100 H	128-0	2213	2244	KT	
		150	—	0.11	34.55	27.76	7.98	2.45	—	0.11	52.7	5.08	N 100 B		2216	2236		
		200	—	0.73	34.64	27.80	7.98	2.45	—	0.00	54.8	4.67	N 70 B					
		300	—	1.14	34.71	27.83	7.97	2.43	—	0.00	61.9	4.44	N 100 B	350-225	2216	2246	DGP	
		400	—	1.14	34.72	27.83	7.99	2.43	—	0.00	64.4	4.49						
		600 ²	—	1.08	34.72	27.84	8.00	2.49	—	—	67.6	4.42						
		800 ²	796	0.90	34.71	27.85	8.00	2.51	—	—	70.2	4.42						
		1000 ¹	1002	0.84	34.71	27.85	8.03	2.59	—	—	72.9	4.35						
		1490 ¹	—	0.49	34.70	27.86	8.03	2.64	—	—	79.0	4.47						
		1970 ¹	1970	0.15	34.70	27.87	8.05	2.64	—	—	83.3	4.69						
		2460 ¹	—	0.02	34.69	27.88	8.04	2.64	—	—	81.5	4.79						
		2950 ¹	2954	0.02	34.69	27.87	8.04	2.64	—	—	81.1	4.84						
2205	22	0	—	3.15	33.95	27.07	—	—	—	—	—	—	NHP N 50 V N 70 B N 100 B	50-0 100-0 148-0	1007 — 1026	1019 — 1046	KT	
2206	23	0	—	4.58	33.85	26.83	8.15	1.37	—	0.39	<1.7	6.89	N 50 V	100-0	2004			
		10	—	4.58	33.85	26.83	8.15	1.37	—	0.39	<1.7	—	NHP	50-0				
	23	20	—	4.60	33.85	26.83	8.15	1.37	—	0.39	<1.7	6.84	N 70 V	50-0				
		30	—	4.60	33.85	26.83	8.15	1.41	—	0.39	<1.7	—	"	100-50				
		40	—	4.60	33.85	26.83	8.14	1.41	—	0.39	<1.7	6.81	"	250-100				
		50	—	4.60	33.85	26.83	8.14	1.41	—	0.39	<1.7	—	"	500-250				
		60	—	4.60	33.85	26.83	8.14	1.43	—	0.39	<1.7	6.80	"	750-500				
		80	—	4.43	33.85	26.85	8.16	1.50	—	0.41	2.7	—	"	1000-750	—	2129		
		100	—	2.33	33.85	27.05	8.14	2.05	—	0.48	9.4	7.10	N 70 B	117-0	0017	0037	KT	
		150	—	1.83	33.89	27.12	8.11	2.05	—	0.39	11.1	6.98	N 100 B					
		200	—	1.74	34.00	27.21	8.08	2.19	—	0.20	16.1	6.51	N 70 B					
		300	—	2.02	34.19	27.35	8.01	2.49	—	0.00	25.8	5.36	N 100 B	390-180	0017	0049	DGP	
		400	—	2.57	34.34	27.42	7.97	2.49	—	0.00	29.9	4.52						
		590 ³	589	2.32	34.46	27.53	8.02	2.60	—	—	36.2	3.95						
		780 ³	—	2.35	34.58	27.63	8.03	2.60	—	—	39.1	3.79						
		980 ³	979	2.29	34.64	27.69	8.03	2.60	—	—	42.7	3.76						
		1470 ³	—	2.02	34.72	27.77	8.04	2.45	—	—	46.1	3.98						
		1990 ³	1993	1.70	34.73	27.80	8.04	2.43	—	—	52.6	4.21						
		2490 ¹	2492	1.32	34.73	27.83	8.11	2.51	—	—	54.6	4.14						
		2970 ¹	—	1.06	34.71	27.84	8.16	2.53	—	—	59.4	4.20						
		3450 ¹	3443	0.94	34.71	27.84	8.16	2.55	—	—	70.5	4.25						
		3960 ¹	—	0.79	34.70	27.84	8.14	2.60	—	—	73.2	4.35						
		4460 ¹	4457	0.77	34.69	27.84	8.15	2.60	—	—	67.0	4.35						
2207	23	0	—	5.20	33.86	26.77	—	—	—	—	—	—	NHP	50-0	0914	0916		
2208	25	0	—	8.24	34.21	26.64	8.14	0.95	—	0.31	<1.7	6.33	N 50 V	100-0	2005	—	-11 hours	
		10	—	8.24	34.21	26.64	8.14	0.97	—	0.31	<1.7	—	NHP	50-0				
	25	20	—	8.24	34.21	26.64	8.14	0.99	—	0.31	<1.7	6.22	N 70 V	50-0				
		30	—	8.24	34.21	26.64	8.14	1.01	—	0.31	<1.7	—	"	100-50				
		40	—	8.24	34.21	26.64	8.14	0.99	—	0.31	<1.7	6.22	"	250-100				
		50	—	8.24	34.21	26.64	8.14	1.01	—	0.31	<1.7	—	"	500-0				
		60	—	8.24	34.21	26.64	8.14	1.05	—	0.31	<1.7	6.20	"	500-250				
		80	—	8.24	34.21	26.64	8.14	1.06	—	0.32	<1.7	—	"	750-500				
		100	—	8.24	34.21	26.64	8.14	1.08	—	0.30	2.5	6.20	"	1000-750	—	2150		

Station	Position	Date	Hour	Sounding (metres)	WIND		SEA		Weather	Barometer (millibars)	Air Temp. °C.		Remarks
					Direction	Force (knots)	Direction	Force			Dry bulb	Wet bulb	
2208 <i>cont.</i>	55° 53.1' S, 167° 04.3' E	1938 26-27 i											
2209	53° 07.7' S, 168° 56.4' E	27 i	2004	678*	NW × W	16	NW × W	3	c	1015.4	9.1	8.8	mod. av. W swell
2210	Perseverance Harbour, Campbell Island	28 i	—	—	—	—	—	—	—	—	—	—	—
2211	52° 29.3' S, 169° 18.2' E	28 i	1930 1955 2011 2021	150* 157* 159* 157*	NW × W — — —	9 — — —	NW × W — — —	2 — — —	.o — — —	1012.4 — — —	10.0 — — —	9.8 — — —	low long NW swell — — —
2212	49° 08.6' S, 170° 22.7' E	29 i	2004	730*	NE × N	14	NE × N	3	fe	1011.1	11.1	11.1	low long NW swell
2213	46° 27.6' S, 172° 05.3' E	8 ii	2006	1498*	NE	14	NE	2	c	1014.3	14.4	14.4	low long NE swell

Station	Age of moon (days)	HYDROLOGICAL OBSERVATIONS											BIOLOGICAL OBSERVATIONS				Remarks							
		Depth (metres)	Depth by thermometer	Temp. °C.	S ‰	σ _t	pH	Mg.—atom m. ³					O ₂ c.c. litre	Gear	Depth (metres)	TIME								
								P	Nitrate + Nitrite N ₂	Nitrite N ₂	Si	From				To								
2208 <i>cont.</i>	25	150	—	7.56	34.37	26.87	8.12	1.18	—	0.54	3.5	6.06	N 70 B N 100 B N 70 B N 100 B	119-0 350-180	2350	0010	KT							
		200	—	7.77	34.44	26.89	8.12	1.24	—	0.00	5.2	5.97												
		300	—	7.83	34.49	26.91	8.12	1.12	—	0.00	5.9	5.85												
		400	—	7.49	34.45	26.93	8.09	1.20	—	0.00	6.8	5.61												
		570 ²	570	6.39	34.36	27.02	8.10	1.60	—	—	10.4	5.04	N 50 V N 70 V " " " " " " N 100 B N 70 B N 100 B	100-0 50-0 100-50 250-100 500-250 600-500 137-0 390-170	2005	—	2059	KT						
		760 ²	—	5.17	34.34	27.16	8.10	2.03	—	—	15.0	4.58												
		950 ²	948	3.92	34.33	27.28	8.07	2.38	—	—	25.3	4.33												
		1430 ²	—	2.62	34.50	27.54	7.99	2.62	—	—	43.9	3.78												
		1900 ²	1904	2.36	34.66	27.69	7.99	2.55	—	—	50.4	3.78												
		2390 ¹	2387	2.07	34.74	27.78	8.09	2.38	—	—	58.3	3.93												
		2860 ¹	—	1.73	34.73	27.80	8.12	2.32	—	—	60.9	3.97												
		3330 ¹	3334	1.45	34.72	27.81	8.14	2.41	—	—	73.3	4.08												
		3800 ¹	—	1.22	34.71	27.83	8.12	2.43	—	—	76.5	4.17												
		4270 ¹	4267	1.01	34.70	27.83	8.10	2.43	—	—	83.3	4.24												
2209	26	0	—	9.10	34.40	26.65	8.16	0.93	—	0.31	<1.7	6.23							Sh Coll.	100-0 50-0 100-50 250-100 500-250 600-500 137-0 390-170	2005	—	2059	KT
		10	—	9.09	34.40	26.65	8.16	0.97	—	0.31	<1.7	—												
		20	—	8.94	34.41	26.69	8.16	0.99	—	0.30	<1.7	6.19												
		30	—	8.94	34.41	26.69	8.16	1.01	—	0.30	<1.7	—												
		40	—	8.92	34.41	26.69	8.16	0.99	—	0.29	<1.7	6.18												
		50	—	8.84	34.41	26.70	8.16	1.01	—	0.29	<1.7	—												
		60	—	8.24	34.41	26.79	8.14	1.05	—	0.32	<1.7	6.22												
		80	—	7.70	34.42	26.88	8.15	1.16	—	0.49	<1.7	—												
		100	—	7.67	34.46	26.92	8.12	1.20	—	0.54	2.1	6.05												
		150	—	7.64	34.50	26.95	8.10	1.22	—	0.00	3.2	5.93												
200	—	7.46	34.46	26.95	8.10	1.24	—	0.00	4.8	5.99														
300	—	7.31	34.46	26.97	8.11	1.25	—	0.00	5.5	6.04														
400	—	7.19	34.45	26.98	8.11	1.25	—	0.00	6.0	6.03														
600 ¹	598	6.80	34.41	27.00	8.12	1.48	—	—	8.5	5.91														
2210	—	—	—	—	—	—	—	—	—	—	—	Sh Coll.	—	—	—	—	—							
2211	27	—	—	—	—	—	—	—	—	—	—	—	BNR DLH	150-157 159-157	1935 2011	1955 2021	—							
		—	—	—	—	—	—	—	—	—	—	—						—						
2212	28	0	—	11.62	34.36	26.18	8.18	1.18	—	0.23	<1.7	6.04	N 50 V N 70 V " " " " " " N 70 B N 100 B N 70 B N 100 B	100-0 50-0 100-50 250-100 500-250 650-500 151-0 400-200	2006	—	2104	KT						
		10	—	11.62	34.36	26.18	8.18	0.76	—	0.23	<1.7	—												
		20	—	11.36	34.36	26.23	8.18	0.78	—	0.21	<1.7	6.04												
		30	—	11.15	34.36	26.27	8.18	0.78	—	0.21	<1.7	—												
		40	—	11.14	34.36	26.27	8.18	0.78	—	0.20	<1.7	6.05												
		50	—	10.67	34.36	26.36	8.18	0.80	—	0.20	<1.7	—												
		60	—	9.44	34.37	26.58	8.18	0.95	—	0.24	<1.7	6.29												
		80	—	7.84	34.38	26.83	8.15	1.20	—	0.35	1.9	—												
		100	—	7.29	34.38	26.91	8.13	1.27	—	0.49	3.5	6.27												
		150	—	7.03	34.40	26.96	8.11	1.37	—	0.49	4.4	6.20												
		200	—	6.90	34.39	26.98	8.11	1.41	—	0.00	6.0	6.17												
300	—	6.78	34.37	26.98	8.11	1.41	—	0.00	6.7	6.14														
390 ¹	391	6.78	34.37	26.98	8.16	1.43	—	0.00	7.0	6.12														
590 ¹	—	6.61	34.40	27.02	8.11	1.46	—	—	9.2	5.86														
2213	8	0	—	14.68	34.32	25.54	8.17	0.57	—	0.10	<1.7	5.76	N 50 V N 70 V " " " " " " " " N 70 B N 100 B N 70 B N 100 B	100-0 50-0 100-50 250-100 500-250 750-500 1000-0 132-0 410-170	2010	—	—	12 hours						
		10	—	14.68	34.32	25.54	8.17	0.59	—	0.10	<1.7	—												
		20	—	14.45	34.32	25.59	8.17	0.59	—	0.10	<1.7	5.74												
		30	—	14.33	34.32	25.61	8.17	0.59	—	0.11	<1.7	—												
		40	—	12.43	34.32	26.00	8.20	0.59	—	0.10	<1.7	6.07												
		50	—	8.85	34.33	26.63	8.17	0.95	—	0.11	<1.7	—												
		60	—	8.42	34.33	26.70	8.16	0.97	—	0.13	1.7	6.34												
		80	—	7.62	34.33	26.82	8.13	1.10	—	0.46	2.0	—												
		100	—	7.24	34.33	26.87	8.11	1.33	—	0.82	2.5	6.03												
		150	—	6.74	34.33	26.94	8.09	1.37	—	0.00	2.6	6.01												
		200	—	6.66	34.33	26.95	8.09	1.39	—	0.00	3.3	5.99												
		300	—	6.62	34.39	27.02	8.09	1.41	—	0.00	3.9	6.00												
		400	—	6.00	34.31	27.03	8.11	1.46	—	0.00	5.1	5.89												

Station	Position	Date	Hour	Sounding (metres)	WIND		SEA		Weather	Barometer (millibars)	Air Temp. °C.		Remarks
					Direction	Force (knots)	Direction	Force			Dry bulb	Wet bulb	
2213 <i>cont.</i>	46° 27.6' S, 172° 05.3' E	1938 8 ii											
2214	48° 38.1' S, 176° 08.2' E	9 ii	2010	1386*	NW	5-9	NW	2	fe	1021.4	12.3	12.3	mod. short W x N swell
2215	49° 45.6' S, 178° 48' E (off Antipodes Is.)	10 ii	1439 1451	163* 210*	NNE	9	NNE	3	c	1022.0	11.7	11.4	conf. low short NNE and mod. short SW swells
2216	50° 06.9' S, 179° 42.8' E	10 ii	2019	4554*	NNE	16	NNE	4	c	1022.3	12.1	11.7	low long WSW swell
2217	52° 21.6' S, 176° 11.4' W	10-11 ii	2007	5483*	N x E	19	N x E	4	od	1020.3	11.1	10.9	mod. long N swell

Station	Age of moon (days)	HYDROLOGICAL OBSERVATIONS											BIOLOGICAL OBSERVATIONS				Remarks			
		Depth (metres)	Depth by thermometer	Temp. °C.	S ‰	σ _t	pH	Mg.—atom m. ³				O ₂ c.c. litre	Gear	Depth (metres)	TIME					
								P	Nitrate + Nitrite N ₃	Nitrite N ₂	Si				From	To				
2213 cont.	8	590 ¹	585	5.13	34.27	27.10	8.17	1.79	—	—	13.1	4.98								
		780 ¹	—	4.15	34.30	27.23	8.15	2.26	—	—	17.9	4.47								
		970 ¹	—	3.38	34.33	27.33	8.08	2.49	—	—	40.1	4.25								
		1360 ¹	1361	2.65	34.51	27.55	8.12	2.60	—	—	64.9	3.58								
2214	9	0	—	10.97	34.22	26.20	8.16	0.97	—	0.17	<1.7	6.19	N 50 V	100-0	2011					
		10	—	10.94	34.22	26.20	8.16	0.97	—	0.17	<1.7	—	N 70 V	50-0						
		20	—	10.54	34.22	26.27	8.16	0.97	—	0.17	<1.7	6.21	„	100-50						
		30	—	10.15	34.23	26.35	8.17	1.01	—	0.15	<1.7	—	„	250-100						
		40	—	9.34	34.25	26.49	8.18	1.01	—	0.14	<1.7	6.34	„	500-250						
		50	—	8.94	34.29	26.59	8.16	1.03	—	0.14	<1.7	—	„	750-500						
		60	—	8.72	34.29	26.62	8.17	1.05	—	0.14	<1.7	6.33	„	1000-750						
		80	—	7.76	34.32	26.80	8.16	1.14	—	0.25	1.9	—	N 70 B	124-0				2249	2309	KT
		100	—	7.52	34.35	26.86	8.14	1.20	—	0.37	2.3	6.16	N 100 B							
		150	—	7.44	34.44	26.94	8.13	1.24	—	0.00	3.2	5.99	N 100 B	450-300				2249	2319	DGP
		200	—	7.38	34.47	26.97	8.11	1.29	—	0.00	4.8	5.90								
		300	—	7.08	34.43	26.98	8.12	1.31	—	0.00	5.7	6.02								
		400	—	6.99	34.42	26.99	8.11	1.22	—	0.00	6.4	6.07								
		580 ¹	577	5.98	34.34	27.06	8.17	1.67	—	—	10.2	5.09								
		780 ¹	—	4.90	34.31	27.16	8.13	2.17	—	—	18.3	4.61								
		970 ¹	—	3.64	34.33	27.31	8.07	2.51	—	—	29.4	4.42								
1270 ¹	1267	3.05	34.41	27.43	8.08	2.51	—	—	35.7	4.18										
2215	10	—	—	—	—	—	—	—	—	—	—	DLH	163-210	1444	1451					
2216	10	0	—	10.61	34.21	26.25	8.17	0.99	—	0.11	<1.7	6.17	N 50 V	100-0	2023	—	-12 hours			
		10	—	10.60	34.22	26.25	8.17	1.01	—	0.11	<1.7	—	N 70 V	50-0						
		20	—	10.43	34.22	26.28	8.17	1.03	—	0.11	<1.7	6.13	„	100-50						
		30	—	10.22	34.22	26.32	8.17	1.05	—	0.11	<1.7	—	„	250-100						
		40	—	10.22	34.22	26.32	8.17	1.05	—	0.09	<1.7	6.16	„	500-250						
		50	—	9.97	34.19	26.35	8.17	1.08	—	0.09	<1.7	—	„	750-500						
		60	—	9.14	34.15	26.46	8.17	1.14	—	0.09	<1.7	6.27	„	1000-750						
		80	—	6.82	34.13	26.77	8.14	1.54	—	0.13	2.8	—	N 70 B	117-0				2259	2319	KT
		100	—	6.06	34.18	26.92	8.11	1.58	—	0.16	3.8	6.38	N 100 B							
		150	—	6.03	34.25	26.98	8.10	1.60	—	0.23	4.7	6.13	N 70 B	375-190				2259	2329	DGP
		200	—	5.64	34.22	27.00	8.07	1.63	—	0.00	6.5	5.91	N 100 B							
		300	—	4.93	34.20	27.07	8.09	1.71	—	0.00	7.8	6.16								
		400	—	4.84	34.22	27.09	8.07	2.03	—	0.00	11.4	5.68								
		590 ²	586	4.04	34.26	27.22	8.07	2.40	—	—	20.5	4.72								
		790 ²	—	3.17	34.32	27.35	8.02	2.62	—	—	28.4	4.45								
		990 ²	986	2.76	34.44	27.49	8.02	2.70	—	—	38.5	4.00								
1480 ²	1479	2.35	34.65	27.68	7.98	2.74	—	—	50.6	3.74										
1960 ¹	1958	2.11	34.74	27.78	8.10	2.62	—	—	52.9	3.81										
2450 ¹	—	1.75	34.75	27.82	8.11	2.57	—	—	61.2	4.05										
2940 ¹	2942	1.46	34.73	27.82	8.16	2.64	—	—	68.2	4.01										
3430 ¹	—	1.14	34.72	27.83	8.12	2.64	—	—	69.7	4.20										
3930 ¹	3926	0.89	34.71	27.85	8.11	2.64	—	—	72.1	4.22										
2217	11	0	—	9.58	34.30	26.49	8.17	0.95	—	0.14	<1.7	6.26	N 50 V	100-0	2011	—	+12 hours			
		10	—	9.58	34.30	26.49	8.17	0.99	—	0.14	<1.7	—	N 70 V	50-0						
		20	—	9.55	34.30	26.50	8.17	0.95	—	0.14	<1.7	6.20	„	100-50						
		30	—	9.44	34.30	26.52	8.17	0.97	—	0.14	<1.7	—	„	250-100						
		40	—	8.92	34.30	26.60	8.18	0.97	—	0.14	<1.7	6.21	„	500-250						
		50	—	8.82	34.29	26.61	8.17	0.99	—	0.15	<1.7	—	„	750-500						
		60	—	8.74	34.28	26.62	8.17	1.01	—	0.15	<1.7	6.14	„	1000-750						
		80	—	8.77	34.33	26.65	8.17	1.01	—	0.19	<1.7	—	N 70 B	88-0				2336	2356	KT
		100	—	7.71	34.33	26.81	8.14	1.22	—	0.39	2.3	5.96	N 100 B							
		150	—	6.64	34.33	26.96	8.10	1.44	—	0.36	3.6	6.04	N 70 B	310-200				2336	0006	DGP
		200	—	6.53	34.33	26.97	8.11	1.54	—	0.00	4.9	6.01	N 100 B							
		300	—	6.09	34.28	27.00	8.11	1.52	—	0.00	6.3	6.22								
		400	—	5.64	34.22	27.00	8.10	1.67	—	0.00	7.6	6.00								
		600	—	4.96	34.27	27.12	8.05	2.00	—	—	13.4	5.26								
		800 ²	796	3.84	34.28	27.26	8.08	2.36	—	—	22.7	4.61								
		1000 ²	—	3.26	34.37	27.38	8.04	2.53	—	—	31.1	4.17								
1500 ²	1495	2.49	34.57	27.61	8.02	2.66	—	—	43.9	3.63										

Station	Position	Date	Hour	Sounding (metres)	WIND		SEA		Weather	Barometer (millibars)	Air Temp. °C.		Remarks
					Direction	Force (knots)	Direction	Force			Dry bulb	Wet bulb	
2217 <i>cont.</i>	52° 21'6" S, 176° 11'4" W	1938 10-11 ii											
2218	54° 29'6" S, 172° 08'6" W	11 ii	2008	4832*	NNW	21	NNW	5	od	1015.9	9.4	9.4	mod. long N x W swell
2219	56° 30'5" S, 171° 00'8" W	12 ii	2010	5053*	N x W	14	N x W	3	or	1013.2	8.7	8.6	mod. long NW swell
2220	58° 38'8" S, 169° 33'6" W	13 ii	2008	4489*	NNW	14	NNW	3	fe	1007.0	5.6	5.6	mod. long NNW swell

Station	Age of moon (days)	HYDROLOGICAL OBSERVATIONS											BIOLOGICAL OBSERVATIONS				Remarks
		Depth (metres)	Depth by thermometer	Temp. °C.	S _w ‰	σ _t	pH	Mg.—atom m. ³				O ₂ c.c. litre	Gear	Depth (metres)	TIME		
								P	Nitrate + Nitrite N ₂	Nitrite N ₂	Si				From	To	
2217 cont.	11	1990 ²	—	2.22	34.70	27.74	8.01	2.57	—	—	53.9	3.83					
		2490 ²	2491	1.96	34.74	27.79	8.04	2.45	—	—	56.9	4.05					
		2970 ¹	2967	1.60	34.73	27.81	8.16	2.45	—	—	60.8	3.96					
		3450 ¹	—	1.26	34.72	27.82	8.14	2.49	—	—	68.8	4.15					
		3940 ¹	3935	1.05	34.71	27.84	8.15	2.59	—	—	72.4	4.06					
		4440 ¹	—	0.92	34.70	27.84	8.16	2.59	—	—	76.6	4.25					
		4940 ¹	4948	0.90	34.70	27.84	8.14	2.64	—	—	75.4	4.16					
2218	12	0	—	7.73	34.17	26.69	8.15	1.20	—	0.15	<1.7	6.43	N 50 V	100-0	2025		
		10	—	7.73	34.17	26.69	8.15	1.18	—	0.14	<1.7	—	N 70 V	50-0			
		20	—	7.73	34.17	26.69	8.15	1.24	—	0.15	<1.7	6.39	..	100-50			
		30	—	7.73	34.17	26.69	8.15	1.24	—	0.14	<1.7	—	..	250-100			
		40	—	7.73	34.17	26.69	8.15	1.25	—	0.15	<1.7	6.39	..	500-250			
		50	—	7.51	34.15	26.71	8.14	1.27	—	0.15	<1.7	—	..	750-500			
		60	—	7.31	34.14	26.73	8.14	1.29	—	0.15	<1.7	6.37	..	1000-750	—	2157	
		80	—	6.72	34.12	26.79	8.13	1.37	—	0.16	1.7	—	N 70 B				
		100	—	5.65	34.18	26.97	8.10	1.50	—	0.25	3.4	6.34	N 100 B	126-0	2321	2341	KT
		150	—	5.00	34.18	27.05	8.09	1.56	—	0.09	5.0	6.36	N 70 B				
		200	—	4.92	34.19	27.07	8.09	1.65	—	0.00	6.2	6.45	N 100 B	350-230	2321	2351	DGP
		300	—	4.65	34.18	27.09	8.10	1.67	—	0.00	7.1	6.43					
		400	—	4.24	34.17	27.13	8.08	1.86	—	0.00	8.0	6.35					
		590 ²	586	3.91	34.21	27.19	8.08	2.19	—	—	16.2	5.18					
		780 ²	—	3.20	34.31	27.34	8.08	2.43	—	—	29.4	4.44					
		980 ²	980	2.78	34.41	27.46	7.98	2.57	—	—	36.5	4.02					
		1470 ²	—	2.39	34.64	27.68	8.00	2.51	—	—	50.4	3.67					
		1960 ²	1959	2.16	34.70	27.75	7.97	2.51	—	—	54.1	3.97					
		2460 ¹	2460	1.83	34.74	27.80	8.11	2.43	—	—	57.6	3.95					
		2960 ¹	—	1.45	34.73	27.82	8.14	2.45	—	—	62.4	4.08					
3460 ¹	3463	1.09	34.72	27.83	8.14	2.51	—	—	70.1	4.15							
3960 ¹	—	0.97	34.71	27.84	8.20	2.51	—	—	74.5	4.12							
4450 ¹	4451	0.88	34.70	27.84	8.10	2.53	—	—	78.0	4.29							
2219	13	0	—	7.11	34.11	26.72	8.16	1.29	—	0.14	<1.7	6.50	N 50 V	100-0	2016		
		10	—	7.01	34.11	26.74	8.16	1.31	—	0.14	<1.7	—	N 70 V	50-0			
		20	—	6.93	34.11	26.75	8.16	1.33	—	0.14	<1.7	6.45	..	100-50			
		30	—	6.90	34.11	26.75	8.16	1.39	—	0.14	<1.7	—	..	250-100			
		40	—	6.86	34.11	26.76	8.16	1.39	—	0.14	<1.7	6.43	..	500-250			
		50	—	6.82	34.11	26.76	8.15	1.33	—	0.14	<1.7	—	..	750-500			
		60	—	6.71	34.11	26.78	8.15	1.41	—	0.14	<1.7	6.43	..	1000-750	—	2149	
		80	—	6.01	34.05	26.82	8.14	1.44	—	0.14	1.8	—	N 70 B				
		100	—	5.53	34.15	26.97	8.11	1.48	—	0.31	3.9	6.33	N 100 B	119-0	2259	2319	KT
		150	—	4.90	34.19	27.07	8.09	1.65	—	0.03	6.1	6.40	N 70 B				
		200	—	4.62	34.17	27.08	8.08	1.67	—	0.00	7.6	6.32	N 100 B	450-250	2259	2329	DGP
		300	—	3.74	34.12	27.14	8.07	1.92	—	0.00	8.7	6.39					
		400	—	3.74	34.18	27.19	8.05	2.09	—	0.00	12.5	5.76					
		600 ²	598	3.11	34.27	27.32	8.06	2.34	—	—	23.7	4.78					
		790 ²	—	2.83	34.38	27.43	8.02	2.55	—	—	33.9	4.13					
		990 ²	987	2.54	34.47	27.53	8.01	2.55	—	—	42.5	3.80					
		1490 ²	—	2.29	34.66	27.70	7.98	2.55	—	—	47.8	3.79					
		1990 ²	1997	1.99	34.73	27.78	8.00	2.45	—	—	51.5	3.94					
		2450 ¹	2453	1.67	34.74	27.81	8.13	2.53	—	—	56.7	4.06					
		2940 ¹	—	1.39	34.73	27.82	8.11	2.53	—	—	64.0	4.10					
3430 ¹	3432	1.11	34.72	27.83	8.16	2.55	—	—	75.0	4.23							
3920 ¹	—	0.92	34.71	27.85	8.10	2.55	—	—	76.2	4.23							
4410 ¹	4407	0.88	34.70	27.84	8.12	2.59	—	—	77.3	4.25							
2220	14	0	—	4.58	33.93	26.89	8.09	1.63	—	0.17	<1.7	6.91	N 50 V	100-0	2013		
		10	—	4.57	33.93	26.89	8.09	1.63	—	0.17	<1.7	—	NHP	50-0			
		20	—	4.56	33.93	26.89	8.10	1.63	—	0.17	<1.7	6.85	N 70 V	50-0			
		30	—	4.44	33.93	26.91	8.10	1.67	—	0.17	<1.7	—	..	100-50			
		40	—	4.40	33.93	26.91	8.10	1.65	—	0.17	<1.7	6.83	..	250-100			
		50	—	4.34	33.94	26.93	8.10	1.65	—	0.17	<1.7	—	..	500-250			
		60	—	4.30	33.95	26.94	8.09	1.67	—	0.18	<1.7	6.80	..	750-500			
		80	—	3.92	33.96	26.99	8.10	1.79	—	0.19	1.7	—	..	1000-750	—	2147	
		100	—	3.00	34.00	27.11	8.07	2.05	—	0.26	6.3	6.74	N 70 B				
		150	—	2.50	34.02	27.17	8.06	2.11	—	0.00	10.4	6.55	N 100 B	103-0	2247	2307	KT

Station	Position	Date	Hour	Sounding (metres)	WIND		SEA		Weather	Barometer (millibars)	Air Temp. °C.		Remarks
					Direction	Force (knots)	Direction	Force			Dry bulb	Wet bulb	
2220 <i>cont.</i>	58° 38.8' S, 169° 33.6' W	1938 13 ii											
2221	60° 56.1' S, 168° 20.1' W	14 ii	2007	3668*	N	17-21	N	4	or	982.9	5.6	5.6	mod. long conf. NW swell
2222	62° 11.9' S, 167° 40.2' W	15 ii	1003	3652*	NW	40	NW	6	cprq	985.2	1.8	1.1	heavy av. NW swell
2223	63° 19.4' S, 167° 20.9' W	16 ii	0512	2913*	WNW	27	WNW	5	chq	980.4	1.4	0.6	heavy long NW × N swell
2224	64° 51.3' S, 166° 34.6' W	16 ii	2008	3208*	S	25-30	S	5	o	1001.0	-0.6	-2.2	heavy long S × W swell

Station	Age of moon (days)	HYDROLOGICAL OBSERVATIONS											BIOLOGICAL OBSERVATIONS				Remarks
		Depth (metres)	Depth by thermometer	Temp. °C.	S ‰	σ _t	pH	Mg.—atom m. ³				O ₂ c.c. litre	Gear	Depth (metres)	TIME		
								P	Nitrate + Nitrite N ₂	Nitrite N ₂	Si				From	To	
2220 cont.	14	200	—	2.24	34.04	27.21	8.06	2.17	—	0.00	11.8	6.46	N 70 B N 100 B	370-230	2247	2316	DGP
		300	—	2.12	34.12	27.28	8.01	2.26	—	0.00	16.4	6.00					
		400	—	2.74	34.27	27.35	7.95	2.47	—	0.00	24.0	4.91					
		590 ²	594	2.46	34.38	27.46	7.99	2.55	—	—	39.1	4.15					
		790 ²	—	2.35	34.53	27.59	7.96	2.60	—	—	47.4	3.80					
		990 ²	995	2.32	34.62	27.67	7.98	2.49	—	—	50.4	3.70					
		1490 ²	1494	2.10	34.72	27.76	7.98	2.38	—	—	52.5	3.91					
		1960 ¹	1965	1.74	34.74	27.81	8.09	2.26	—	—	56.2	4.03					
		2450 ¹	—	1.40	34.73	27.82	8.09	2.30	—	—	63.8	4.14					
		2940 ¹	2936	1.11	34.72	27.83	8.09	2.30	—	—	70.5	4.23					
		3430 ¹	—	0.88	34.72	27.85	8.10	2.36	—	—	80.8	4.36					
3930 ¹	3928	0.86	34.70	27.84	8.08	2.41	—	—	76.7	4.33							
2221	15	0	—	3.20	33.95	27.06	8.06	1.73	—	0.21	8.0	7.10	N 50 V	100-0	2007	KT DGP	
		10	—	3.18	33.96	27.06	8.06	1.92	—	0.21	8.4	—	NHP	50-0			
		20	—	3.04	33.96	27.08	8.07	1.96	—	0.21	8.3	7.04	N 70 V	50-0			
		30	—	2.82	34.00	27.13	8.07	1.98	—	0.21	8.6	—	"	100-50			
		40	—	2.80	34.01	27.14	8.07	1.98	—	0.21	8.9	7.03	"	250-100			
		50	—	2.60	34.01	27.15	8.08	1.98	—	0.20	10.5	—	"	500-250			
		60	—	2.20	34.01	27.19	8.07	2.05	—	0.21	11.9	7.05	"	750-500			
		80	—	1.09	34.01	27.27	8.09	2.19	—	0.16	16.4	—	"	1000-750	—		2140
		100	—	1.10	34.03	27.29	8.06	2.30	—	0.27	18.5	6.85	N 70 B	86-0	2231		2251
		150	—	1.40	34.13	27.35	8.01	2.36	—	0.24	27.4	6.34	N 100 B				
		200	—	1.39	34.20	27.40	7.99	2.47	—	0.26	31.6	6.13	N 70 B	220-125	2231		2301
		300	—	1.68	34.33	27.47	7.94	2.49	—	0.00	35.7	5.09	N 100 B				
		400	—	2.33	34.47	27.54	7.92	2.59	—	0.00	43.9	4.05					
		580 ²	582	2.22	34.57	27.63	7.97	2.64	—	—	48.2	3.79					
		780 ²	—	2.19	34.68	27.72	7.94	2.60	—	—	52.5	3.80					
		990 ²	989	2.12	34.70	27.75	7.97	2.57	—	—	57.8	3.90					
		1430 ¹	1429	1.88	34.73	27.79	8.08	2.45	—	—	61.1	3.98					
1940 ¹	—	1.46	34.74	27.83	8.10	2.47	—	—	64.7	4.14							
2450 ¹	2447	1.08	34.73	27.85	8.11	2.53	—	—	71.0	4.24							
2940 ¹	—	0.84	34.72	27.85	8.12	2.55	—	—	82.6	4.38							
3440 ¹	3438	0.79	34.70	27.84	8.06	2.55	—	—	87.8	4.39							
2222	15	0	—	1.90	33.93	27.14	—	—	—	—	—	—	NHP	50-0	1003	1006	KT
														N 100 B	100-0	1014	
2223	16	0	—	1.45	34.02	27.25	8.11	1.67	—	0.19	28.7	7.35	NHP	50-0	0518	KT DGP	
		10	—	1.47	34.02	27.25	8.11	1.65	—	0.19	29.1	—	N 70 V	50-0			
		20	—	1.47	34.02	27.25	8.11	1.67	—	0.19	28.4	7.30	"	100-50			
		30	—	1.45	34.02	27.25	8.11	1.71	—	0.19	28.7	—	"	250-100			
		40	—	1.43	34.02	27.25	8.11	1.67	—	0.19	28.9	7.28	"	500-250			
		50	—	0.59	34.19	27.45	8.02	2.24	—	0.19	33.7	—	"	750-500			
		60	—	0.29	34.23	27.49	8.01	2.40	—	0.21	37.9	6.56	"	1000-750	—		0650
		80	—	0.20	34.27	27.53	7.99	2.49	—	0.19	41.3	—	N 100 B	146-0	0743		0803
		100	—	0.49	34.34	27.57	7.97	2.53	—	0.09	43.2	5.74	N 70 B	500-350	0743		0813
		150	—	1.09	34.46	27.63	7.96	2.60	—	0.00	46.6	4.91					
		200	—	1.23	34.54	27.69	7.94	2.62	—	0.00	47.4	4.61					
		300	—	1.98	34.65	27.71	7.92	2.70	—	0.00	48.1	3.97					
		400	—	2.04	34.72	27.77	7.94	2.51	—	0.00	49.4	3.92					
		580 ²	582	1.94	34.74	27.79	7.98	2.49	—	—	51.8	3.96					
780 ²	—	1.73	34.74	27.81	7.99	2.47	—	—	53.9	4.09							
990 ²	986	1.57	34.74	27.82	8.01	2.41	—	—	58.8	4.27							
1490 ¹	1488	1.13	34.74	27.85	8.06	2.47	—	—	61.3	4.24							
1980 ¹	—	0.79	34.73	27.86	8.09	2.47	—	—	69.3	4.44							
2460 ¹	2461	0.68	34.72	27.86	8.04	2.47	—	—	77.7	4.39							
2224	17	0	—	0.79	33.93	27.22	8.11	1.75	—	0.13	33.0	7.40	NHP	50-0	2022	KT	
		10	—	0.79	33.93	27.22	8.11	1.75	—	0.12	33.3	—	N 70 V	50-0			
		20	—	0.79	33.93	27.22	8.11	1.75	—	0.12	32.8	7.31	"	100-50			
		30	—	0.79	33.93	27.22	8.11	1.75	—	0.13	32.6	—	"	250-100			
		40	—	0.69	33.93	27.22	8.11	1.73	—	0.13	33.4	7.31	"	500-250			
		50	—	-1.49	34.16	27.51	8.04	2.30	—	0.12	36.5	—	"	750-500			
		60	—	-1.70	34.22	27.56	8.03	2.30	—	0.12	38.2	6.64	"	1000-750	—		2137
		80	—	-1.61	34.27	27.60	8.03	2.30	—	0.13	40.0	—	N 100 B	110-0	2229		2249

Station	Position	Date	Hour	Sounding (metres)	WIND		SEA		Weather	Barometer (millibars)	Air Temp. °C.		Remarks
					Direction	Force (knots)	Direction	Force			Dry bulb	Wet bulb	
2224 <i>cont.</i>	64° 51' 3" S, 166° 34' 6" W	1938 16 ii											
2225	65° 56' 2" S, 166° 09' 8" W	17 ii	1004	3888*	SW × W	19	SW × W	4	o	1010.0	0.0	-0.6	mod. long conf. WSW swell
2226	67° 19' 6" S, 165° 07' 4" W	17 ii	2005	3652*	NW	22	NW	4	os	990.2	0.3	0.0	mod. long WNW swell
2227	68° 25' 9" S, 164° 11' 2" W	18 ii	1002	3881*	SW	37	SW	6	c	988.7	-1.7	-2.2	heavy long SW swell
2228	68° 25' 5" S, 163° 18' 9" W	18 ii	1500	3740*	SSW	20	SSW	5	c	994.8	-1.7	-2.2	mod. long conf. SSW and WSW swells
2229	68° 09' 3" S, 161° 19' 6" W	18 ii	2203	3727*	SE	3	—	0-1	c	992.5	-2.5	-2.9	low long NW swell
2230	67° 34' 2" S, 158° 47' 3" W	19 ii	0904	3859*	E	19	E	4	c	984.0	-1.7	-1.7	low long E × S swell
2231	67° 36' S, 156° 43' W	19 ii	1500	3791*	ESE	14	ESE	3	c	986.2	-2.2	-2.3	low av. E swell
2232	67° 10' 1" S, 155° 17' 1" W	19 ii	2006	3829*	ESE	14	ESE	3	os	984.9	-2.2	-2.3	low long E swell

Station	Age of moon (days)	HYDROLOGICAL OBSERVATIONS											BIOLOGICAL OBSERVATIONS				Remarks	
		Depth (metres)	Depth by thermometer	Temp. °C.	S ‰	σ _t	pH	Mg.—atom m. ³				O ₂ c.c. litre	Gear	Depth (metres)	TIME			
								P	Nitrate + Nitrite N ₂	Nitrite N ₂	Si				From	To		
2224 cont.	17	100	—	1.31	34.33	27.64	8.03	2.34	—	0.14	42.0	6.22	N 70 B N 100 B	330-190	2229	2259	DGP	
		150	—	1.19	34.63	27.76	7.96	2.51	—	0.00	57.2	4.35						
		200	—	1.51	34.69	27.78	7.96	2.45	—	0.00	57.1	4.15						
		300	—	1.61	34.73	27.81	7.96	2.45	—	0.00	54.6	4.20						
		400	—	1.52	34.73	27.82	7.97	2.55	—	0.00	61.6	4.25						
		590 ²	588	1.30	34.73	27.83	7.99	2.49	—	—	63.9	4.23						
		800 ²	—	1.15	34.73	27.84	8.00	2.57	—	—	66.7	4.29						
		1000 ¹	997	1.00	34.73	27.85	8.06	2.57	—	—	71.6	4.27						
		1490 ¹	—	0.64	34.72	27.86	8.09	2.57	—	—	74.4	4.42						
		1990 ¹	1987	0.50	34.72	27.87	8.08	2.74	—	—	75.9	4.61						
		2490 ¹	—	0.30	34.71	27.88	8.08	2.66	—	—	78.3	4.53						
2990 ¹	3000	0.27	34.70	27.88	8.06	2.66	—	—	77.9	4.61								
2225	17	0	—	0.70	33.87	27.18	—	—	—	—	—	—	N 50 V NHP N 100 H N 70 B N 100 B	100-0	1005	—	1016	KT
		50-0	—	—	—	—	—	—	—	—	—	—		1020	1044			
		5-0	—	—	—	—	—	—	—	—	—	—		1022	1042			
		146-0	—	—	—	—	—	—	—	—	—	—		—	—			
2226	18	0	—	0.19	33.67	27.04	8.11	1.52	—	0.05	36.5	7.50	NHP	50-0	2008	—	—	KT DGP
		10	—	0.19	33.67	27.04	8.11	1.58	—	0.05	35.9	—	N 50 V	100-0	—	—	—	
		20	—	0.19	33.67	27.04	8.11	1.58	—	0.05	36.4	7.44	N 70 V	50-0	—	—	—	
		30	—	0.17	33.67	27.04	8.11	1.56	—	0.05	36.3	—	„	100-50	—	—	—	
		40	—	1.21	34.09	27.44	8.07	2.09	—	0.06	39.4	6.68	„	250-100	—	—	—	
		50	—	1.61	34.20	27.54	8.04	2.09	—	0.09	41.3	—	„	500-250	—	—	—	
		60	—	1.69	34.25	27.58	8.03	2.09	—	0.12	41.4	6.43	„	750-500	—	—	—	
		80	—	1.71	34.29	27.62	8.01	2.20	—	0.34	42.2	—	„	1000-750	—	2139	—	
		100	—	1.21	34.36	27.66	8.01	2.26	—	0.02	43.3	5.83	N 100 H	5-0	2259	2330	—	
		150	—	0.30	34.57	27.76	7.94	2.38	—	0.00	49.5	4.70	N 100 B	84-0	2302	2322	KT	
		200	—	1.00	34.66	27.79	7.94	2.49	—	0.00	52.9	4.23	N 70 B	300-170	2302	2332	DGP	
		300	—	1.41	34.73	27.82	7.94	2.49	—	0.00	55.0	4.01	N 100 B					
		400	—	1.36	34.73	27.83	7.94	2.49	—	0.00	57.6	4.06	„					
		560 ²	555	1.21	34.73	27.84	8.07	2.51	—	—	61.4	4.01	„	—	—	—	—	
		740 ²	—	1.09	34.73	27.84	8.00	2.51	—	—	63.8	4.10	„	—	—	—	—	
		940 ²	936	0.95	34.72	27.84	8.02	2.51	—	—	65.6	4.16	„	—	—	—	—	
		1430 ²	1429	0.69	34.71	27.86	8.02	2.53	—	—	68.1	4.25	„	—	—	—	—	
1930 ¹	1928	0.48	34.70	27.86	8.04	2.53	—	—	73.3	4.37	„	—	—	—	—			
2400 ¹	—	0.34	34.70	27.86	8.05	2.57	—	—	70.0	4.44	„	—	—	—	—			
2880 ¹	—	0.18	34.69	27.87	8.05	2.57	—	—	69.4	4.54	„	—	—	—	—			
3360 ¹	3357	0.12	34.69	27.87	8.09	2.57	—	—	67.9	4.69	„	—	—	—	—			
2227	18	0	—	1.00	33.04	26.59	—	—	—	—	—	—	NHP	50-0	1010	1015	—	
2228	19	0	—	1.45	33.21	26.73	—	—	—	—	—	—	N 100 H N 70 B N 100 B	5-0	1505	1528	KT	
		123-0	—	—	—	—	—	—	—	—	—	—		1508	1529			
		—	—	—	—	—	—	—	—	—	—	—		—	—			
2229	19	0	—	1.52	32.97	26.54	—	—	—	—	—	—	N 50 V NHP N 70 B N 100 B N 70 B N 100 B	100-0	2208	—	2219	KT DGP
		50-0	—	—	—	—	—	—	—	—	—	—		—	—			
		101-0	—	—	—	—	—	—	—	—	—	—		—	2234	2254		
		330-200	—	—	—	—	—	—	—	—	—	—		—	2234	2304		
2230	19	0	—	0.38	33.67	27.07	—	—	—	—	—	—	N 50 V NHP N 100 H N 70 B N 100 B	100-0	0909	—	0920	KT
		50-0	—	—	—	—	—	—	—	—	—	—		—	—			
		5-0	—	—	—	—	—	—	—	—	—	—		—	0922	0947		
		134-0	—	—	—	—	—	—	—	—	—	—		—	0925	0944		
2231	20	0	—	0.40	33.64	27.05	—	—	—	—	—	—	N 100 H N 70 B N 100 B	5-0	1507	1534	KT	
		160-0	—	—	—	—	—	—	—	—	—	—		—	1511	1531		
2232	20	0	—	0.60	33.77	27.17	8.17	1.22	—	0.16	29.3	7.63	N 50 V NHP	100-0	2008	—	—	—
		10	—	0.60	33.77	27.17	8.17	1.39	—	0.16	29.2	—		—	—	—		

Station	Position	Date	Hour	Sounding (metres)	WIND		SEA		Weather	Barometer (millibars)	Air Temp. °C.		Remarks
					Direction	Force (knots)	Direction	Force			Dry bulb	Wet bulb	
2232 <i>cont.</i>	67° 10.1' S, 155° 17.1' W	1938 19 ii											
2233	66° 22' S, 152° 43.7' W	20 ii	0904	3859*	ESE	19	ESE	4	c	982.0	-1.4	-1.4	mod. short SE swell
2234	65° 52.9' S, 151° 10.2' W	20 ii	1500	3851*	ESE	10	ESE	3	c	980.7	-1.0	-1.1	low av. ESE swell
2235	65° 22.8' S, 149° 34.6' W	20 ii	2201	3946*	SE	1-3	—	0	o	979.5	-0.7	-1.1	low long ESE swell
2236	64° 35.4' S, 147° 11.2' W	21 ii	0903	4124*	S × E	6	S × E	2	os	981.3	-0.7	-1.2	low long SE swell
2237	64° 04.5' S, 145° 38.4' W	21 ii	1500	4138*	Lt airs	1-3	—	1	c	983.4	0.3	-0.4	low long SE swell
2238	63° 40.5' S, 144° 26.4' W	21 ii	2007	4107*	N	2-5	N	1	cs	981.8	-0.3	-0.6	low long SE swell

Station	Age of moon (days)	HYDROLOGICAL OBSERVATIONS											BIOLOGICAL OBSERVATIONS				Remarks	
		Depth (metres)	Depth by thermometer	Temp. C.	S ‰	σ _t	pH	Mg.—atom m. ³				O ₂ c.c. litre	Gear	Depth (metres)	TIME			
								P	Nitrate + Nitrite N ₂	Nitrite N ₂	Si				From	To		
2232 <i>cont.</i>	20	20	—	-0.58	33.77	27.17	8.17	1.43	—	0.15	29.1	7.54	N 70 V	50-0				
		30	—	-0.58	33.77	27.17	8.17	1.43	—	0.15	28.9	—	„	100-50				
		40	—	-0.58	33.78	27.18	8.16	1.43	—	0.14	29.2	7.52	„	250-100				
		50	—	-1.21	34.13	27.48	8.07	2.01	—	0.23	36.5	—	„	500-250				
		60	—	-1.41	34.22	27.56	8.04	2.15	—	0.25	39.4	6.43	„	750-500				
		80	—	-1.36	34.27	27.60	8.04	2.22	—	0.31	41.8	—	N 100 H	5-0	2246	2310		
		100	—	-0.87	34.37	27.66	8.02	2.22	—	0.08	44.7	5.71	N 70 B	90-0	2248	2308	KT	
		150	—	0.69	34.57	27.74	7.96	2.43	—	0.02	54.4	4.52	N 100 B					
		200	—	1.37	34.70	27.80	7.94	2.43	—	0.00	58.5	4.08	N 70 B	370-280	2248	2318	DGP	
		300	—	1.48	34.74	27.83	7.96	2.43	—	0.00	61.8	4.04	N 100 B					
		400	—	1.42	34.74	27.83	7.96	2.57	—	0.00	65.2	4.07						
		560 ²	560	1.29	34.74	27.84	7.98	2.57	—	—	65.9	4.02						
		760 ²	—	1.14	34.73	27.84	7.98	2.55	—	—	68.3	4.14						
		970 ²	972	1.00	34.72	27.84	7.98	2.57	—	—	71.1	4.21						
		1470 ¹	1469	0.71	34.71	27.86	8.13	2.55	—	—	73.6	4.39						
		1960 ¹	—	0.52	34.70	27.86	8.13	2.55	—	—	79.8	4.29						
2450 ¹	2456	0.32	34.70	27.87	8.11	2.55	—	—	82.9	4.30								
2940 ¹	—	0.21	34.70	27.87	8.13	2.57	—	—	83.3	4.49								
3430 ¹	3428	0.08	34.69	27.88	8.17	2.64	—	—	67.0	4.64								
2233	20	0	—	-0.15	34.03	27.36	—	—	—	—	—	—	N 50 V	100-0	0905			
														NHP	50-0	—	0917	
														N 100 H	5-0	0922	0947	
														N 70 B N 100 B	163-0	0925	0946	KT
2234	21	0	—	-0.10	33.88	27.24	—	—	—	—	—	—	N 100 H	5 0	1510	1535		
														N 70 B N 100 B	146-0	1513	1533	KT
2235	21	0	—	0.02	33.85	27.20	—	—	—	—	—	—	N 50 V	100-0	2209			
														NHP	50-0	—	2220	
														N 100 H	5-0	2233	2300	
														N 70 B N 100 B	104-0	2235	2255	KT
														N 70 B N 100 B	400-220	2235	2305	DGP
2236	21	0	—	0.31	33.76	27.11	—	—	—	—	—	—	N 50 V	100-0	0907	—	+ 11 hours	
														NHP	50-0	—	0918	
														N 100 H	5-0	0921	0946	
														N 70 B N 100 B	128-0	0924	0944	KT
2237	22	0	—	0.62	33.74	27.08	—	—	—	—	—	—	N 100 H	5-0	1508	1533		
														N 70 B N 100 B	135-0	1512	1532	KT
2238	22	0	—	0.59	33.77	27.10	8.12	1.65	—	0.39	18.0	7.58	N 50 V	100-0	2013			
		10	—	0.49	33.77	27.10	8.12	1.65	—	0.41	17.8	—	NHP	50-0				
		20	—	0.39	33.77	27.11	8.12	1.65	—	0.41	20.2	7.55	N 70 V	1000-750				
		30	—	0.33	33.77	27.11	8.12	1.65	—	0.40	19.8	—	„	750-500				
		40	—	0.29	33.77	27.11	8.13	1.67	—	0.39	20.4	7.51	„	500-250				
		50	—	0.29	33.77	27.11	8.13	1.67	—	0.40	20.7	—	„	250-100				
		60	—	0.29	33.78	27.13	8.13	1.67	—	0.40	20.3	7.49	„	100-50				
		80	—	-0.70	33.85	27.23	8.11	1.86	—	0.44	27.0	—	„	50-0	—	2147		
		100	—	-1.48	33.94	27.33	8.10	2.09	—	0.44	28.9	7.48	N 100 H	5-0	2249	2320		
		150	—	-0.13	34.33	27.60	8.00	2.38	—	0.00	39.9	5.88	N 70 B	148-0	2253	2313	KT	
		200	—	1.30	34.62	27.75	7.94	2.55	—	0.00	46.0	4.32	N 100 B					
		300	—	1.61	34.72	27.80	7.96	2.55	—	0.00	50.6	4.12	N 70 B					
		400	—	1.58	34.74	27.82	7.96	2.53	—	0.00	53.2	4.15	N 100 B	450-190	2253	2322	DGP	
		600 ²	594	1.39	34.74	27.83	7.99	2.53	—	—	57.1	4.10						
		800 ²	—	1.23	34.73	27.84	8.01	2.55	—	—	59.5	4.04						
1000 ²	1001	1.06	34.72	27.84	8.01	2.55	—	—	63.8	4.22								
1500 ²	1495	0.78	34.71	27.86	8.03	2.60	—	—	65.8	4.40								
2000 ¹	2005	0.57	34.70	27.86	8.12	2.60	—	—	68.8	4.49								

Station	Position	Date	Hour	Sounding (metres)	WIND		SEA		Weather	Barometer (millibars)	Air Temp. °C.		Remarks
					Direction	Force (knots)	Direction	Force			Dry bulb	Wet bulb	
2238 <i>cont.</i>	63° 40.5' S, 144° 26.4' W	1938 21 ii											
2239	64° 31.8' S, 142° 01.6' W	22 ii	0904	3954*	ENE	11	ENE	2	csp	980.2	0.0	0.0	low long E swell
2240	65° 06.4' S, 140° 35.8' W	22 ii	1500	3696*	ESE	14	ESE	3	osp	978.6	0.0	-0.4	low long E × S swell
2241	65° 39' S, 139° 16.7' W	22 ii	2206	4012*	ENE	12	ENE	3	osp	977.4	0.0	-0.6	low long ENE swell
2242	66° 29.7' S, 137° 05.5' W	23 ii	0905	4175*	E × N	19	E × N	4	c	978.6	0.6	-0.8	mod. av. ENE swell
2243	66° 59' S, 135° 32.7' W	23 ii	1500	3829*	E × N	20	E × N	4	bc	978.5	0.0	-0.6	mod. av. E swell
2244	67° 21.8' S, 134° 30' W	23 ii	2010	3742*	E	19-24	E	4-5	csp	979.0	-0.3	-0.7	mod. long E swell
2245	68° 04' S, 132° 51.6' W	24 ii	0900	3608*	SE × E	24	SE × E	5	c	981.0	-1.7	-2.8	mod. long ESE swell
2246	68° 30.6' S, 131° 43.3' W	24 ii	1500	3171*	SE × E	24	SE × E	5	o	982.3	-1.7	-2.2	mod. long SE × E swell
2247	68° 59.9' S, 130° 24.7' W	24 ii	2204	4115*	SE × E	10	SE × E	3-2	c	980.1	-1.4	-1.7	low short SE × E swell

Station	Age of moon (days)	HYDROLOGICAL OBSERVATIONS											BIOLOGICAL OBSERVATIONS				Remarks	
		Depth (metres)	Depth by thermometer	Temp. °C.	S. ‰	σ _t	pH	Mg.—atom m. ³					O ₂ c.c. litre	Gear	Depth (metres)	TIME		
								P	Nitrate + Nitrite N ₃	Nitrite N ₃	Si	From				To		
2238 cont.	22	2490 ¹	—	0.36	34.70	27.87	8.09	2.68	—	—	71.5	4.39						
		2980 ¹	2981	0.19	34.70	27.88	8.09	2.68	—	—	73.0	4.69						
		3480 ¹	—	0.15	34.70	27.88	8.06	2.68	—	—	68.0	4.73						
		3970 ¹	—	0.18	34.70	27.88	8.09	2.68	—	—	66.2	4.60						
2239	22	0	—	0.70	33.71	27.05	—	—	—	—	—	—	N 50 V	100-0	0906			
													NHP	50-0	—	0917		
													N 100 H	5-0	0920	0945		
													N 70 B	137-0	0923	0943	KT	
													N 100 B					
2240	23	0	—	0.50	33.69	27.04	—	—	—	—	—	—	N 100 H	5-0	1507	1537		
													N 70 B	139-0	1510	1530	KT	
													N 100 B					
2241	23	0	—	0.51	33.62	26.99	—	—	—	—	—	—	N 100 H	5-0	2228	2243		
													N 100 B	104-0	2232	2252	KT	
													N 70 B	260-160	2232	2302	Depth estimated	
													N 100 B					
													NHP	50-0	2315			
													N 50 V	100-0	—	2330		
2242	23	0	—	0.22	33.57	26.97	—	—	—	—	—	—	N 50 V	100-0	0907			
													NHP	50-0	—	0919		
													N 100 H	5-0	0923	0950		
													N 70 B	152-0	0926	0947	KT	
													N 100 B					
2243	24	0	—	0.19	33.49	26.90	—	—	—	—	—	—	N 100 H	5-0	1505	1530		
													N 70 B	146-0	1508	1528	KT	
													N 100 B					
2244	24	0	—	-0.14	33.40	26.85	8.18	1.16	—	0.33	9.9	7.78	N 50 V	100-0	2014			
		10	—	-0.11	33.40	26.85	8.18	1.20	—	0.33	10.4	—	NHP	50-0				
		20	—	-0.11	33.40	26.85	8.18	1.24	—	0.34	9.5	7.72	N 70 V	1000-750				
		30	—	-0.12	33.43	26.88	8.18	1.25	—	0.35	11.1	—	..	750-500				
		40	—	-0.21	33.45	26.89	8.16	1.37	—	0.36	13.0	7.59	..	500-250				
		50	—	-1.67	33.93	27.32	8.13	2.19	—	0.34	23.8	—	..	250-100				
		60	—	-1.70	33.98	27.37	8.13	2.20	—	0.34	25.9	7.47	..	100-0				
		80	—	-1.71	34.02	27.40	8.11	2.20	—	0.32	29.4	—	..	100-50				
		100	—	-1.71	34.04	27.42	8.10	2.22	—	0.31	30.0	7.32	..	50-0	—	2145		
		150	—	-0.41	34.25	27.54	8.01	2.43	—	0.00	35.1	6.11	N 100 H	5-0	2300	2326		
		200	—	0.92	34.48	27.66	7.94	2.62	—	0.00	45.4	4.73	N 70 B	102-0	2305	2325	KT	N 100 B torn. Probably 1/4 catch retained
		300	—	1.71	34.65	27.73	7.94	2.62	—	0.00	48.3	4.05	N 100 B					
		400	—	1.77	34.68	27.76	7.94	2.57	—	0.00	53.3	4.03	N 70 B	280-200	2305	2335	Depth estimated	
		590 ³	584	1.73	34.72	27.79	7.98	2.51	—	—	55.5	3.95	N 100 B					
		800 ²	—	1.58	34.74	27.82	7.99	2.51	—	—	56.4	4.15						
		1000 ²	996	1.44	34.74	27.83	7.98	2.49	—	—	60.9	4.16						
		1500 ¹	1495	1.12	34.72	27.83	8.09	2.57	—	—	67.7	4.15						
		1990 ¹	—	0.85	34.71	27.85	8.09	2.57	—	—	70.4	4.41						
		2480 ¹	2477	0.65	34.70	27.85	8.09	2.64	—	—	71.9	4.38						
		2980 ¹	—	0.47	34.70	27.86	8.09	2.68	—	—	74.8	4.48						
		3470 ¹	3474	0.31	34.70	27.87	8.11	2.68	—	—	75.7	4.56						
2245	24	0	—	-0.40	33.30	26.77	—	—	—	—	—	—	N 50 V	100-0	0900			
													NHP	50-0	—	0912		
													N 100 H	5-0	0915	0941		
													N 70 B	180-0	0919	0939	Depth estimated	
													N 100 B					
2246	25	0	—	-0.87	33.41	26.89	—	—	—	—	—	—	N 100 H	5-0	1505	1530		
													N 70 B	144-0	1508	1528	KT	
													N 100 B					
2247	25	0	—	-1.32	33.09	26.64	—	—	—	—	—	—	N 50 V	100-0	2208			
													NHP	50-0	—	2229		

Station	Position	Date	Hour	Sounding (metres)	WIND		SEA		Weather	Barometer (millibars)	Air Temp. °C.		Remarks
					Direction	Force (knots)	Direction	Force			Dry bulb	Wet bulb	
2247 <i>cont.</i>	68° 59' 9" S, 130° 24' 7" W	1938 24 ii											
2248	69° 26' 6" S, 128° 08' W	25 ii	0905	3798*	E	11-16	E	4	o	987.5	-1.7	-2.2	mod. av. E swell
2249	69° 57' 2" S, 126° 34' 6" W	25 ii	1500	4138*	E	28	E	5	bc	989.2	-0.1	-1.1	mod. av. E swell
2250	69° 56' 6" S, 125° 33' 3" W	25 ii	2005	3489*	ESE	30	ESE	5	o	988.2	-2.2	-2.8	mod. av. E swell
2251	69° 17' 4" S, 123° 43' 7" W	26 ii	0901	3881*	SE x S	30	SE x S	5	osp	977.5	-1.7	-2.2	mod. long E x S swell
2252	68° 54' 4" S, 122° 32' 7" W	26 ii	1503	4160*	SE	38	SE	6	osp	970.1	-1.2	-1.7	heavy av. ESE swell
2253	68° 30' 1" S, 121° 22' 5" W	26 ii	2206	4277*	ESE	33	ESE	6	o	973.3	-1.1	-1.6	heavy av. SE x E swell
2254	67° 55' 5" S, 119° 43' 7" W	27 ii	0900	4470*	E x S	10	E x S	3	of	976.7	0.0	-0.3	heavy long ESE swell
2255	67° 40' 8" S, 119° 10' 4" W	27 ii	2006	4384*	E	5	E	2	c	978.0	0.0	-0.3	mod. long E swell

Station	Age of moon (days)	HYDROLOGICAL OBSERVATIONS											BIOLOGICAL OBSERVATIONS				Remarks	
		Depth (metres)	Depth by thermometer	Temp. °C.	S ‰	σ _t	pH	Mg.—atom m. ³				O ₂ c.c. litre	Gear	Depth (metres)	TIME			
								P	Nitrate + Nitrite N ₂	Nitrite N ₂	Si				From	To		
2247 <i>cont.</i>	25												N 100 H	5-0	2240	2251	KT DGP. N 100 B failed to close	
													N 70 B	99-0	2244	2305		
													N 100 B					
														N 70 B	275-160	2244		2313
														N 100 B	275-0	2244		2318
2248	25	0	—	-1.30	33.39	26.89	—	—	—	—	—	—	N 50 V	100-0	0905	—	+ 10 hours KT	
													NHP	50-0	—	0920		
														N 100 H	5-0	0932		0954
														N 70 B	146-0	0932		0954
														N 100 B				
2249	25	0	—	-1.18	33.57	27.03	—	—	—	—	—	—	N 100 H	5-0	1508	1533	KT	
														N 70 B	142-0	1512		1531
2250	26	0	—	-0.91	33.51	26.97	8.16	1.29	—	0.20	26.5	7.93	N 50 V	100-0	2009		Hole in net KT DGP	
		10	—	-1.11	33.51	26.98	8.16	1.35	—	0.20	26.2	—	NHP	50-0				
		20	—	-1.11	33.51	26.98	8.15	1.35	—	0.20	27.1	7.85	N 70 V	1000-750				
		30	—	-1.16	33.52	26.99	8.15	1.43	—	0.19	28.1	—	"	750-500				
		40	—	-1.66	34.18	27.53	8.06	2.22	—	0.05	37.2	6.70	"	500-250				
		50	—	-1.72	34.21	27.56	8.05	2.24	—	0.06	39.2	—	"	250-100				
		60	—	-1.79	34.21	27.56	8.03	2.30	—	0.15	42.3	6.44	"	100-50				
		80	—	-1.79	34.24	27.59	8.03	2.36	—	0.20	43.9	—	"	50-0	—	2139		
		100	—	-1.79	34.25	27.59	8.04	2.40	—	0.06	45.7	6.36	N 100 H	5-0	2219	2248		
		150	—	-0.11	34.46	27.74	7.97	2.60	—	0.00	49.7	5.14	N 70 B	106-0	2222	2242		
		200	—	0.90	34.60	27.75	7.96	2.60	—	0.00	51.4	4.45	N 100 B					
		300	—	1.49	34.68	27.78	7.96	2.60	—	0.00	59.3	4.10	N 70 B	300-150	2222	2252		
		400	—	1.53	34.72	27.80	7.96	2.57	—	0.05	59.3	4.12	N 100 B					
		590 ²	—	1.48	34.74	27.83	7.98	2.57	—	—	62.4	4.07						
		790 ²	788	1.34	34.74	27.84	8.00	2.57	—	—	66.6	4.16						
		990 ¹	990	1.19	34.73	27.84	8.03	2.59	—	—	73.4	4.15						
		1490 ¹	—	0.91	34.72	27.85	8.05	2.59	—	—	77.0	4.28						
1990 ¹	1987	0.73	34.71	27.86	8.06	2.60	—	—	77.3	4.38								
2480 ¹	—	0.52	34.71	27.87	8.06	2.64	—	—	79.8	4.44								
2960 ¹	2962	0.39	34.70	27.87	8.07	2.64	—	—	83.6	4.58								
2251	26	0	—	-0.80	33.29	26.78	—	—	—	—	—	—	N 50 V	100-0	0909	—	Depth estimated	
														NHP	50-0	—		0920
														N 70 B	140-0	0929		0950
														N 100 B				
2252	26	0	—	-0.70	33.38	26.85	—	—	—	—	—	—	N 100 B	173-0	1513	1532	KT	
2253	27	0	—	-0.65	33.37	26.84	—	—	—	—	—	—	NHP	50-0	2206	2210	KT Depth estimated. Net failed to close	
														N 100 B	130-0	2226		2246
														N 100 B	380-0	2226		2304
2254	27	0	—	-0.05	33.38	26.82	—	—	—	—	—	—	N 50 V	100-0	0911	—	KT	
														NHP	50-0	—		0923
														N 70 B	155-0	0930		0948
												N 100 B						
2255	28	0	—	-0.15	33.43	26.88	8.16	1.29	—	0.29	18.5	7.62	N 50 V	100-0	2008		KT DGP	
		10	—	-0.15	33.43	26.88	8.16	1.31	—	0.29	18.3	—	NHP	50-0				
		20	—	-0.19	33.43	26.88	8.16	1.35	—	0.29	18.5	7.61	N 70 V	750-500				
		30	—	-0.21	33.43	26.88	8.16	1.33	—	0.29	18.6	—	"	500-250				
		40	—	-0.21	33.43	26.88	8.16	1.35	—	0.29	19.2	7.59	"	250-100				
		50	—	-1.53	34.12	27.48	8.06	2.22	—	0.22	30.2	—	"	100-50				
		60	—	-1.61	34.13	27.49	8.06	2.22	—	0.22	33.6	6.87	"	50-0	—	2235		
		80	—	-1.61	34.15	27.51	8.06	2.24	—	0.26	35.2	—	N 100 H	5-0	2305	2335		
		100	—	-1.41	34.21	27.55	8.06	2.24	—	0.10	36.0	6.55	N 70 B	110-0	2308	2328		
		150	—	-0.11	34.36	27.62	7.99	2.43	—	0.00	42.7	5.48	N 100 B					
		200	—	1.27	34.56	27.69	7.93	2.51	—	0.00	46.1	4.30	N 70 B	350-200	2308	2338		
		300	—	1.80	34.66	27.73	7.92	2.55	—	0.00	53.6	3.95	N 100 B					
		400	—	1.87	34.70	27.77	7.97	2.47	—	0.00	56.2	3.97						

Station	Position	Date	Hour	Sounding (metres)	WIND		SEA		Weather	Barometer (millibars)	Air Temp. °C.		Remarks
					Direction	Force (knots)	Direction	Force			Dry bulb	Wet bulb	
2255 <i>cont.</i>	67° 40.8' S, 119° 10.4' W	1938 27 ii											
2256	67° 18.1' S, 118° 14.3' W	28 ii	0905	4493*	ESE	22	ESE	5	cm	977.1	0.3	0.0	mod. long E swell
2257	66° 50.2' S, 116° 51.1' W	28 ii	1500	4506*	ESE	24	ESE	5	o	972.2	0.4	0.1	mod. conf. ENE and ESE swells
2258	66° 26.1' S, 115° 42.6' W	28 ii	2200	4938*	ENE	5	ENE	2	c	974.4	0.6	0.2	mod. long ENE swell
2259	65° 57' S, 114° 20.6' W	1 iii	0905	5005*	E	14	E	4	os	980.8	1.1	0.6	mod. long ENE swell
2260	66° 26.8' S, 112° 51.4' W	1 iii	1500	4930*	E	12	E	3	os	982.1	0.9	0.6	mod. long E × N swell
2261	66° 50.8' S, 111° 40' W	1-2 iii	2025	4736*	NE	9	NE	3	osf	983.2	1.1	0.8	mod. long ENE swell
2262	67° 38.7' S, 109° 15.2' W	2 iii	0904	4396*	ENE	19	ENE	4	o	988.6	1.4	1.1	mod. long E × N swell
2263	68° 11.4' S, 107° 39.2' W	2 iii	1500	4027*	NE	34	NE	6	omr	987.7	1.5	1.2	heavy av. ENE swell

Station	Age of moon (days)	HYDROLOGICAL OBSERVATIONS											BIOLOGICAL OBSERVATIONS				Remarks
		Depth (metres)	Depth by thermometer	Temp. °C.	S ‰	σ _t	pH	Mg.—atom m. ³				O ₂ c.c. litre	Gear	Depth (metres)	TIME		
								P	Nitrate + Nitrite N ₂	Nitrite N ₂	Si				From	To	
2255 <i>cont.</i>	28	580 ²	583	1.77	34.72	27.79	8.02	2.47	—	—	57.1	3.92					
		780 ²	—	1.66	34.74	27.81	8.02	2.47	—	—	59.3	3.99					
		980 ²	974	1.52	34.74	27.83	8.04	2.55	—	—	60.7	4.05					
		1480 ²	1479	1.18	34.72	27.83	8.00	2.59	—	—	66.9	4.22					
		1930 ¹	1932	0.93	34.72	27.85	8.09	2.59	—	—	73.0	4.20					
		2420 ¹	—	0.69	34.71	27.86	8.14	2.62	—	—	76.6	4.30					
		2900 ¹	2902	0.48	34.70	27.86	8.14	2.66	—	—	78.3	4.45					
		3390 ¹	—	0.35	34.70	27.87	8.14	2.66	—	—	80.1	4.45					
3870 ¹	3871	0.34	34.70	27.87	8.16	2.68	—	—	85.7	4.55							
2256	28	0	—	0.10	33.31	26.77	—	—	—	—	—	—	N 50 V NHP N 70 B N 100 B	100-0	0905	KT	
		50-0	—	0920													
		115-0	0925	0945													
2257	28	0	—	0.91	33.53	26.89	—	—	—	—	—	N 70 B N 100 B	139-0	1510	1530	KT	
2258	29	0	—	0.45	33.31	26.75	—	—	—	—	—	—	N 50 V NHP N 100 H N 70 B N 100 B N 70 B N 100 B	100-0	2203	KT	
		50-0	—	2221													
		5-0	2232	2304													
		141-0	2235	2255													
		500-270	2235	2305	DGP												
2259	29	0	—	1.55	33.64	26.94	—	—	—	—	—	—	N 50 V NHP N 100 H N 70 B N 100 B	100-0	0905	+9 hours	
		50-0	—	0920													
		5-0	0923	0943													
		155-0	0925	0942	KT												
2260	29	0	—	1.28	33.60	26.93	—	—	—	—	—	—	N 70 B N 100 B	137-0	1512	1532	KT
		0	—	0.78	33.53	26.90	8.14	1.65	—	0.31	9.8	7.46		N 50 V NHP	100-0	2027	
10	—	0.79	33.53	26.90	8.14	1.65	—	0.31	9.7	—	N 70 V	50-0	—				
20	—	0.84	33.57	26.93	8.14	1.75	—	0.31	9.8	7.34		"		50-0			
30	—	0.90	33.57	26.93	8.13	1.79	—	0.31	9.8	—	"		100-50				
40	—	0.89	33.61	26.96	8.13	1.79	—	0.31	10.1	7.30		"	250-0				
50	—	0.88	33.61	26.96	8.11	1.98	—	0.30	10.4	—	"		250-100				
60	—	0.34	33.72	27.08	8.09	2.24	—	0.31	13.5	7.35		"	500-250	—	2120		
80	—	-0.40	33.96	27.31	8.06	2.30	—	0.26	23.2	—	"		750-500	2220	—		
100	—	-0.19	34.02	27.35	8.05	2.30	—	0.42	23.7	7.18		"	1000-750	—		2307	
150	—	-0.11	34.09	27.40	8.03	2.32	—	0.00	30.1	6.95	N 100 H		5-0	2350	0023		
200	—	1.50	34.31	27.48	7.93	2.60	—	0.00	37.3	4.99		N 70 B N 100 B	145-0	2354	0015	KT	
300	—	2.00	34.49	27.58	7.91	2.68	—	0.00	46.5	4.12	N 70 B N 100 B		450-220	2354	0025	DGP	
400	—	1.82	34.55	27.65	7.92	2.68	—	0.00	49.9	4.13							
580 ²	581	2.04	34.65	27.71	7.93	2.66	—	—	52.5	3.73	N 100 B						
770 ²	—	1.96	34.68	27.74	7.96	2.53	—	—	56.9	3.85							
960 ²	958	1.86	34.73	27.79	7.96	2.55	—	—	59.8	3.88	N 100 B						
1440 ²	—	1.51	34.74	27.83	8.00	2.59	—	—	62.6	4.11							
1930 ²	1932	1.16	34.73	27.84	8.01	2.62	—	—	68.4	4.19	N 100 B						
2420 ¹	2421	0.90	34.72	27.85	8.08	2.62	—	—	74.6	4.13							
2910 ¹	—	0.71	34.70	27.85	8.13	2.62	—	—	76.6	4.16	N 100 B						
3390 ¹	3391	0.45	34.70	27.87	8.17	2.68	—	—	79.7	4.29							
3890 ¹	—	0.31	34.70	27.87	8.16	2.68	—	—	81.9	4.27	N 100 B						
4390 ¹	4393	0.29	34.69	27.86	8.20	2.68	—	—	80.5	4.31							
2262	I	0	—	0.11	33.53	26.93	—	—	—	—	—	—	N 50 V NHP N 70 B N 100 B	100-0	0910	KT	
		50-0	—	0922													
		133-0	0928	0951													
2263	I	0	—	0.29	33.32	26.77	—	—	—	—	—	—	N 100 H N 70 B N 100 B	5-0	1505	1529	Net torn
		137-0	1508	1528	KT												

Station	Position	Date	Hour	Sounding (metres)	WIND		SEA		Weather	Barometer (millibars)	Air Temp. °C.		Remarks
					Direction	Force (knots)	Direction	Force			Dry bulb	Wet bulb	
2264	68° 40.6' S, 106° 16.6' W	1938 2 iii	2210	4433*	NE	47	NE	7	o	987.0	1.2	0.9	heavy long NE swell
2265	69° 38.2' S, 103° 39.3' W	3 iii	2003	4107*	E	35	E	7	os	983.0	0.2	-0.1	heavy long E swell
2266	69° 53.7' S, 103° 24.7' W	4 iii	0905	3828*	NE	9	NE	3	os	991.5	0.0	-0.3	heavy long NE × N swell
2267	70° 20.3' S, 102° 48.2' W	4 iii	1500	2835*	NNE	9	NNE	2	c	995.8	-0.6	-0.8	heavy av. NE × E swell
2268	70° 11.1' S, 100° 56.4' W	4 iii	2005	3711*	E	5	E	2	o	997.2	-1.2	-1.7	heavy long NE swell
2269	69° 38.2' S, 97° 52.2' W	5 iii	0905	4336*	ENE	14	ENE	4	os	998.0	-0.3	-0.6	mod. long ENE swell
2270	69° 16.4' S, 96° 00.1' W	5 iii	1500	4493*	E	18	E	4	c	1000.7	-1.1	-1.7	mod. av. ENE swell
2271	68° 52.4' S, 93° 57.6' W	5 iii	2205	4254*	SE	1-3	SE	0-1	os	1000.1	-0.5	-0.8	mod. short ENE swell
2272	68° 17.8' S, 91° 03.7' W	6 iii	0906	4182*	ESE	9	ESE	3	c	1000.0	-0.3	-0.7	low av. E swell
2273	67° 50.4' S, 89° 20.3' W	6 iii	1500	4314*	SE × E	8	SE × E	3	c	999.5	-1.2	-1.7	low av. E swell
2274	67° 25.3' S, 87° 58.4' W	6 iii	2005	4404*	SE	2	SE	1	c	997.0	-1.1	-1.4	low av. E swell

Station	Age of moon (days)	HYDROLOGICAL OBSERVATIONS											BIOLOGICAL OBSERVATIONS				Remarks
		Depth (metres)	Depth by thermometer	Temp. C.	S _o	σ _t	pH	Mg.—atom m. ³				O ₂ c.c. litre	Gear	Depth (metres)	TIME		
								P	Nitrate + Nitrite N ₂	Nitrite N ₂	Si				From	To	
2264	1	0	—	0.28	33.42	26.85	—	—	—	—	—	—	NHP	50-0	2214	2218	
2265	2	0	—	0.20	33.58	27.00	—	—	—	—	—	—	NHP	50-0	2008	2012	+ 8 hours
2266	3	0	—	0.60	33.56	27.00	—	—	—	—	—	—	N 50 V NHP N 70 B N 100 B	100-0 50-0 106-0	0917 — 0940	— — 0929 0959	KT
2267	3	0	—	0.98	33.48	26.95	—	—	—	—	—	—	N 70 B N 100 B	146-0	1509	1529	KT
2268	3	0	—	0.81	33.68	27.10	8.13	1.88	—	0.18	25.6	7.53	N 50 V	100-0	2010		
		10	—	0.81	33.68	27.10	8.13	1.88	—	0.18	25.5	—	NHP	50-0			
		20	—	0.81	33.68	27.10	8.13	1.86	—	0.18	25.9	7.44	N 70 V	50-0			
		30	—	0.82	33.68	27.10	8.13	1.96	—	0.19	25.9	—	"	100-50			
		40	—	1.19	33.80	27.21	8.07	2.17	—	0.19	29.5	7.03	"	250-100			
		50	—	1.61	34.04	27.42	8.03	2.40	—	0.18	37.2	—	"	500-250			
		60	—	1.51	34.13	27.48	8.01	2.40	—	0.17	40.2	6.33	"	750-500			
		80	—	0.85	34.25	27.56	7.99	2.49	—	0.04	44.8	—	N 70 V	1000-750	—	2134	
		100	—	0.02	34.40	27.64	7.97	2.57	—	0.04	48.2	5.17	N 100 H	5-0	2238	2314	
		150	—	1.39	34.57	27.69	7.94	2.64	—	0.03	50.8	4.15	N 70 B	119-0	2242	2302	KT
		200	—	1.70	34.66	27.74	7.89	2.66	—	0.00	56.4	3.95	N 100 B				
		300	—	1.85	34.70	27.77	7.94	2.59	—	0.00	61.8	3.91	N 70 B				
		400	—	1.88	34.73	27.79	7.94	2.59	—	0.00	61.1	3.98	N 100 B	400-200	2242	2312	DGP
		600 ²	599	1.67	34.74	27.81	7.98	2.51	—	—	63.3	4.09					
		800 ²	—	1.50	34.74	27.83	7.97	2.51	—	—	65.7	4.08					
		990 ²	994	1.35	34.73	27.83	7.99	2.59	—	—	67.2	4.16					
		1480 ¹	1481	1.04	34.72	27.84	8.06	2.60	—	—	70.7	4.22					
		1980 ¹	—	0.78	34.71	27.86	8.07	2.64	—	—	73.1	4.38					
		2480 ¹	2478	0.54	34.71	27.87	8.08	2.66	—	—	79.0	4.53					
		2980 ¹	—	0.42	34.70	27.87	8.08	2.70	—	—	82.2	4.43					
		3480 ¹	3484	0.40	34.70	27.87	8.11	2.66	—	—	83.9	4.48					
2269	4	0	—	0.90	33.43	26.91	—	—	—	—	—	—	N 50 V NHP N 100 H N 70 B N 100 B	100-0 50-0 5-0 128-0	0908 — 0919 0923	— — 0946 0943	KT
2270	4	0	—	0.07	33.61	27.01	—	—	—	—	—	—	N 70 B N 100 B	164-0	1508	1528	KT
2271	4	0	—	0.02	33.56	26.97	—	—	—	—	—	—	N 50 V NHP N 100 H N 70 B N 100 B N 70 B N 100 B	100-0 50-0 5-0 133-0 370-250	2208 — 2237 2241 2241	— — 2310 2301 2311	KT Depth estimated
2272	5	0	—	0.40	33.55	26.94	—	—	—	—	—	—	N 50 V NHP N 100 H N 70 B N 100 B	100-0 50-0 5-0 105-0	0907 — 0922 0927	— — 0917 0950 0947	KT
2273	5	0	—	0.54	33.57	26.95	—	—	—	—	—	—	N 100 H N 70 B N 100 B	5-0 141-0	1508 1511	1530 1528	KT
2274	5	0	—	0.71	33.67	27.01	8.15	1.54	—	0.26	11.9	7.46	N 50 V	100-0	2008		
		10	—	0.73	33.68	27.02	8.15	1.58	—	0.27	11.7	—	NHP	50-0			
		20	—	0.73	33.69	27.03	8.15	1.62	—	0.26	11.9	7.39	N 70 V	50-0			
		30	—	0.69	33.71	27.05	8.14	1.67	—	0.27	12.0	—	"	100-50			
		40	—	0.59	33.76	27.10	8.14	1.71	—	0.27	13.0	7.36	"	250-100			

Station	Position	Date	Hour	Sounding (metres)	WIND		SEA		Weather	Barometer (millibars)	Air Temp. °C.		Remarks
					Direction	Force (knots)	Direction	Force			Dry bulb	Wet bulb	
2274 cont.	67° 25' 3" S, 87° 58' 4" W	1938 6 iii											
2275	66° 24' 9" S, 84° 58' 4" W	7 iii	0905	4528*	NW	1-3	NW	1	csp	996.0	0.0	-1.4	low av. NE × E swell
2276	65° 51' 2" S, 83° 17' 1" W	7 iii	1500	4521*	Lt S airs	1-3	—	0-1	c	996.7	-0.6	-1.1	low av. ENE swell
2277	65° 19' 6" S, 81° 42' W	7 iii	2203	4440*	Lt airs	1-3	—	0	c	995.7	-0.3	-1.7	low short ENE swell
2278	64° 31' 6" S, 79° 21' 1" W	8 iii	0903	4396*	E	2	E	0-1	c	995.1	1.4	0.8	low long NE × N swell
2279	64° 28' 5" S, 77° 27' 1" W	8 iii	1500	4263*	ENE	8	ENE	2	bc	994.7	0.6	-0.6	low av. NE × N swell
2280	64° 25' 9" S, 75° 47' 1" W	8-9 iii	2003	4040*	NE × E	21	NE × E	4	c	993.1	0.6	0.0	mod. short NE × E swell
	64° 27' S, 75° 50' 9" W		0000	—	ENE	21	ENE	4	o	992.5	0.6	0.0	mod. short NE × E swell

Station	Age of moon (days)	HYDROLOGICAL OBSERVATIONS										BIOLOGICAL OBSERVATIONS				Remarks		
		Depth (metres)	Depth by thermometer	Temp. °C.	S ‰	σ _t	pH	Mg.—atom m. ³				O ₂ c.c. litre	Gear	Depth (metres)	TIME			
								P	Nitrate + Nitrite N ₂	Nitrite N ₂	Si				From		To	
2274 cont.	5	50	—	1.45	34.02	27.40	8.07	2.30	—	0.24	28.2	—	N 70 V	500-250				
		60	—	1.41	34.04	27.42	8.07	2.30	—	0.24	29.6	7.09	"	750-500				
		80	—	1.31	34.08	27.44	8.05	2.30	—	0.30	31.5	—	"	1000-750				
		100	—	0.97	34.14	27.48	8.04	2.40	—	0.10	34.0	6.58	N 100 H	5-0	2249	2320		
		150	—	0.09	34.27	27.54	8.01	2.51	—	0.00	37.5	5.70	N 70 B	145-0	2252	2312	Depth estimated	
		200	—	1.30	34.41	27.57	7.96	2.64	—	0.00	41.8	4.60	N 100 B					
		300	—	1.81	34.56	27.65	7.91	2.68	—	0.00	48.2	4.08	N 70 B	420-250	2252	2321	DGP	
		400	—	2.04	34.62	27.70	7.91	2.62	—	0.00	49.4	3.88	N 100 B					
		600 ²	593	2.01	34.68	27.74	7.94	2.62	—	—	53.4	3.77						
		800 ²	—	1.89	34.73	27.79	7.97	2.59	—	—	55.0	3.83						
		1000 ²	1006	1.74	34.74	27.81	8.01	2.51	—	—	56.4	4.00						
		1500 ²	1497	1.38	34.74	27.84	8.01	2.47	—	—	60.4	4.09						
		1990 ¹	1992	1.09	34.73	27.84	8.08	2.47	—	—	71.6	4.14						
		2490 ¹	—	0.82	34.72	27.85	8.08	2.47	—	—	74.5	4.30						
		2990 ¹	2987	0.60	34.71	27.87	8.09	2.55	—	—	75.4	4.48						
3480 ¹	—	0.45	34.71	27.88	8.09	2.62	—	—	80.8	4.43								
3960 ¹	3963	0.39	34.70	27.87	8.10	2.62	—	—	82.2	4.44								
2275	6	0	—	1.70	33.81	27.07	—	—	—	—	—	—	N 50 V	100-0	0908			
														NHP	50-0	—	0923	
														N 100 H	5-0	0927	0952	
														N 70 B N 100 B	115-0	0930	0950	KT
2276	6	0	—	1.64	33.77	27.04	—	—	—	—	—	—	N 70 B N 100 B	146-0	1506	1526	KT	
2277	6	0	—	1.81	33.71	26.98	—	—	—	—	—	—	NS 50	13-0	2130	2157		
														N 50 V	100-0	2206		
														NHP	50-0	—	2216	
														N 100 H	5-0	2229	2259	
														N 70 B N 100 B	106-0	2231	2251	KT
2278	7	0	—	1.60	33.78	27.05	—	—	—	—	—	—	N 50 V	13-0	2130	2157		
														NHP	100-0	2206		
														N 100 H	50-0	—	2216	
														N 70 B N 100 B	5-0	2229	2259	
														N 70 B N 100 B	106-0	2231	2251	KT
2279	7	0	—	1.80	33.86	27.09	—	—	—	—	—	—	N 70 B N 100 B	410-280	2231	2300	DGP	
2280	7	0	—	1.44	33.82	27.09	8.13	1.60	—	0.28	14.0	7.34	N 50 V	100-0	2013			
		10	—	1.51	33.82	27.09	8.13	1.60	—	0.28	14.2	—	NHP	50-0				
		20	—	1.50	33.82	27.09	8.13	1.60	—	0.28	14.3	7.30	N 70 V	50-0				
		30	—	1.50	33.82	27.09	8.13	1.60	—	0.29	14.1	—	"	100-50				
		40	—	1.49	33.82	27.09	8.13	1.62	—	0.28	14.0	7.26	"	250-100				
		50	—	1.49	33.82	27.09	8.13	1.63	—	0.28	14.0	—	"	500-250				
		60	—	1.49	33.82	27.09	8.13	1.67	—	0.29	14.0	7.23	"	750-500				
		80	—	1.43	33.95	27.34	8.07	2.32	—	0.25	26.9	—	"	1000-750			2213	
		100	—	1.49	33.97	27.36	8.07	2.32	—	0.29	27.8	7.17	N 100 H	5-0	0045	0115		
		150	—	0.47	34.23	27.48	8.00	2.53	—	0.00	36.1	5.58	N 70 B	117-0	0048	0108	KT	
		200	—	1.20	34.32	27.51	7.93	2.72	—	0.00	42.3	4.86	N 100 B					
		300	—	1.71	34.48	27.60	7.89	2.72	—	0.00	48.1	4.23	N 70 B					
		400	—	1.93	34.58	27.66	7.88	2.79	—	0.00	52.4	3.98	N 100 B	375-200	0048	0120	DGP	
		580 ⁴	584	2.03	34.65	27.71	7.99	2.66	—	—	55.3	3.58						
		780 ³	—	1.98	34.69	27.75	8.03	2.66	—	—	58.1	3.71						
980 ³	978	1.86	34.72	27.78	8.05	2.60	—	—	60.8	3.78								
1460 ²	1461	1.49	34.73	27.82	8.07	2.64	—	—	66.2	4.09								
1960 ²	—	1.14	34.73	27.84	8.07	2.66	—	—	68.6	4.17								
2460 ²	2466	0.88	34.71	27.85	8.10	2.66	—	—	75.0	4.21								
2960 ¹	—	0.62	34.70	27.86	8.07	2.66	—	—	82.6	4.34								
3450 ¹	3451	0.42	34.69	27.86	8.10	2.66	—	—	85.4	4.44								

Station	Position	Date	Hour	Sounding (metres)	WIND		SEA		Weather	Barometer (millibars)	Air Temp. °C.		Remarks
					Direction	Force (knots)	Direction	Force			Dry bulb	Wet bulb	
2281	64° 23' S, 73° 18.5' W	1938 9 iii	0904	3895*	NE	24	NE	5	c	990.6	0.6	-0.6	mod. long NE x E swell
2282	64° 13.4' S, 71° 36.6' W	9 iii	1500	3681*	ENE	24	ENE	5	c	991.2	-0.6	-1.2	mod. av. ENE swell
2283	63° 57.6' S, 69° 56.6' W	9 iii	2202	3623*	ENE	21	ENE	4-5	o	988.3	-0.3	-0.6	mod. long ENE swell
2284	63° 33.8' S, 67° 27.5' W	10 iii	0903	3323*	NE x N	28	NE x N	6	osq	985.9	-0.5	-0.6	heavy short ENE swell
2285	63° 26.1' S, 66° 57.9' W	10 iii	1330	3345*	NE x E	32	NE x E	6	os	983.5	-0.6	-0.7	heavy av. NE x E swell
2286	61° 18.9' S, 65° 24.5' W	11 iii	2004	4034*	NE	16	NE	3	c	983.3	2.6	2.2	mod. long NE x E swell
			2307	—	NE	16	NE	4	op	—	—	—	mod. long NE x E swell

Station	Age of moon (days)	HYDROLOGICAL OBSERVATIONS											BIOLOGICAL OBSERVATIONS				Remarks		
		Depth (metres)	Depth by thermometer	Temp. °C.	S ‰	σ _t	pH	Mg.—atom m. ³				O ₂ c.c. litre	Gear	Depth (metres)	TIME				
								P	Nitrate + Nitrite N ₂	Nitrite N ₂	Si				From	To			
2281	8	0	—	1.30	33.87	27.14	—	—	—	—	—	—	N 50 V NHP N 100 H N 70 B N 100 B	100-0 50-0 5-0 120 0	0905 — 0924 0928	— — 0920 0952	KT		
2282	8	0	—	0.90	33.87	27.17	—	—	—	—	—	—	N 70 B N 100 B	168-0	1511	1531	KT		
2283	8	0	—	0.70	33.84	27.15	—	—	—	—	—	—	NS 50 N 50 V NHP N 100 H N 70 B N 100 B N 70 B N 100 B	13-0 100-0 50-0 5-0 119-0 420-230	2131 2204 — 2230 2233	2156 2215 2300 2253	KT DGP		
2284	8	0	—	1.15	33.86	27.14	—	—	—	—	—	—	N 50 V NHP N 70 B N 100 B	100-0 50-0 106-0	0904 — 0921	— 0914 0941	+6 hours KT		
2285	9	0	—	0.61	33.79	27.13	8.12	1.65	—	0.21	24.4	7.50	NHP N 70 V	50-0 50-0 100-50 250-100 500-250 750-500 1000-750	— — — — — — —	1340 — — — — — —	1503 1624	KT	
		10	—	0.67	33.79	27.12	8.12	1.69	—	0.21	24.2	—	N 70 B N 100 B	50-0 100-50 270-70?	— — 1603	— — 1633	1633	DGP. Hole in bucket of N 70 B	
		20	—	0.65	33.79	27.12	8.12	1.69	—	0.21	24.0	7.46	"	100-50	—	—	—	—	—
		30	—	0.66	33.79	27.12	8.12	1.71	—	0.24	24.3	—	"	250-100	—	—	—	—	—
		40	—	0.67	33.80	27.12	8.12	1.71	—	0.24	24.3	7.44	"	500-250	—	—	—	—	—
		50	—	0.69	33.82	27.14	8.12	1.73	—	0.24	24.8	—	"	750-500	—	—	—	—	—
		60	—	0.75	33.84	27.15	8.12	1.79	—	0.26	—	7.31	"	1000-750	—	—	—	—	—
		80	—	1.08	34.01	27.38	8.06	2.20	—	0.29	37.5	—	N 100 B	91-0	1603	1624	1624	KT	
		100	—	1.00	34.14	27.48	8.02	2.43	—	0.17	39.4	6.16	N 70 B N 100 B	270-70?	1603	1633	1633	DGP. Hole in bucket of N 70 B	
		150	—	0.99	34.42	27.60	7.92	2.62	—	0.00	47.1	4.65	"	—	—	—	—	—	—
		200	—	1.50	34.54	27.67	7.91	2.70	—	0.00	52.0	4.24	"	—	—	—	—	—	—
		300	—	1.85	34.65	27.72	7.91	2.74	—	0.00	56.7	3.94	"	—	—	—	—	—	—
		400	—	1.92	34.68	27.74	7.91	2.68	—	0.00	59.5	3.92	"	—	—	—	—	—	—
		600 ²	—	1.75	34.71	27.79	7.95	2.68	—	—	62.7	3.96	"	—	—	—	—	—	—
		790 ²	791	1.58	34.72	27.80	7.99	2.62	—	—	65.8	4.13	"	—	—	—	—	—	—
		990 ¹	992	1.43	34.73	27.82	8.04	2.64	—	—	67.6	4.25	"	—	—	—	—	—	—
		1490 ¹	—	1.02	34.73	27.85	8.07	2.64	—	—	72.7	4.30	"	—	—	—	—	—	—
		1990 ¹	1995	0.73	34.71	27.86	8.07	2.68	—	—	81.9	4.36	"	—	—	—	—	—	—
		2490 ¹	—	0.50	34.70	27.85	8.08	2.72	—	—	83.6	4.41	"	—	—	—	—	—	—
		2990 ¹	2993	0.44	34.69	27.86	8.08	2.62	—	—	82.9	4.49	"	—	—	—	—	—	—
2286	10	0	—	1.36	33.88	27.15	8.12	1.94	—	0.33	11.7	7.32	N 50 V NHP N 70 V	100-0 50-0 50-0	2013	—	—	—	—
		10	—	1.36	33.88	27.15	8.12	1.98	—	0.33	11.8	—	"	100-50	—	—	—	—	—
		20	—	1.36	33.88	27.15	8.12	1.77	—	0.33	11.9	7.26	"	100-50	—	—	—	—	—
		30	—	1.36	33.88	27.15	8.12	1.81	—	0.34	12.0	—	"	250-100	—	—	—	—	—
		40	—	1.36	33.88	27.15	8.12	1.82	—	0.33	12.3	7.24	"	500-250	—	—	—	—	—
		50	—	1.36	33.88	27.15	8.12	1.82	—	0.33	12.5	—	"	750-500	—	—	—	—	—
		60	—	1.27	33.94	27.20	8.10	1.94	—	0.37	13.6	7.19	"	1000-750	—	—	—	—	—
		80	—	0.66	34.04	27.31	8.04	2.05	—	0.30	16.7	—	"	—	—	—	—	—	—
		100	—	0.59	34.06	27.34	8.04	2.13	—	0.00	18.8	6.93	N 100 H N 70 B N 100 B N 70 B N 100 B	5-0 182-0	2234 2236	2259 2256	2256	KT	
		150	—	0.65	34.10	27.36	8.03	2.19	—	0.00	20.5	6.67	"	—	—	—	—	—	—
		200	—	1.21	34.19	27.41	8.02	2.34	—	0.00	23.7	5.93	"	—	—	—	—	—	—
		300	—	1.98	34.31	27.44	7.91	2.51	—	0.00	29.4	4.91	"	500-325	2236	2306	2306	DGP	
		400	—	2.24	34.42	27.51	7.90	2.60	—	0.00	40.7	4.20	"	—	—	—	—	—	—
		590 ²	590	2.22	34.57	27.63	7.90	2.62	—	—	48.2	3.77	"	—	—	—	—	—	—
		790 ²	—	2.20	34.63	27.68	7.93	2.66	—	—	53.1	3.75	"	—	—	—	—	—	—
		990 ²	990	2.04	34.68	27.74	7.98	2.66	—	—	57.1	3.77	"	—	—	—	—	—	—
		1490 ¹	1488	1.72	34.73	27.80	8.01	2.51	—	—	61.7	3.98	"	—	—	—	—	—	—
		1980 ¹	—	1.38	34.73	27.83	8.04	2.51	—	—	67.7	4.11	"	—	—	—	—	—	—
		2480 ¹	2478	1.00	34.72	27.84	8.05	2.51	—	—	72.1	4.33	"	—	—	—	—	—	—
		2970 ¹	—	0.73	34.70	27.85	8.05	2.55	—	—	73.9	4.41	"	—	—	—	—	—	—
		3470 ¹	3468	0.60	34.70	27.86	8.07	2.59	—	—	79.4	4.44	"	—	—	—	—	—	—

Station	Position	Date	Hour	Sounding (metres)	WIND		SEA		Weather	Barometer (millibars)	Air Temp. °C.		Remarks
					Direction	Force (knots)	Direction	Force			Dry bulb	Wet bulb	
2287	59° 43' 2" S, 64° 12' 1" W	1938 12 iii	1004	3776*	N × W	10	N × W	3	bc	984.3	4.4	3.9	mod. long conf. NW and NNE swells
2288	58° 18' 2" S, 62° 42' 8" W	12 iii	2006	3712*	NNW	10	NNW	3	bc	990.7	5.0	4.3	conf. mod. av. NW and low long NNE swells
2289	55° 18' 3" S, 60° 04' 5" W	13 iii	2006	4526*	W × S	4	W × S	0-1	bw	995.5	6.0	5.6	low av. NW swell
2290	52° 16' 6" S, 58° 06' 8" W 52° 14' 8" S, 58° 04' 8" W	14 iii	2045 2300	137* 133*	NE × N NE × N	17 22	NE × N NE × N	4 5	or or	992.7 —	8.6 —	8.5 —	mod. long N swell mod. long N swell
2291	53° 02' 3" S, 56° 20' 9" W	20 iii	2010	1990*	Lt airs	1	—	1	otlh	993.0	5.9	5.0	low short N swell

Station	Age of moon (days)	HYDROLOGICAL OBSERVATIONS											BIOLOGICAL OBSERVATIONS				Remarks	
		Depth (metres)	Depth by thermometer	Temp. °C.	S ‰	σ _t	pH	Mg.—atom m. ³				O ₂ c.c. litre	Gear	Depth (metres)	TIME			
								P	Nitrate + Nitrite N ₂	Nitrite N ₂	Si				From	To		
2287	11	0	—	1.91	33.82	27.06	—	—	—	—	—	—	N 50 V NHP N 70 B N 100 B	100-0 50-0 173-0	1005 — 1024	1017 — 1043	KT	
2288	11	0	—	3.75	33.95	27.00	8.09	1.84	—	0.36	8.6	6.90	N 50 V NHP N 70 V	100-0 50-0 50-0	2010	—	—	—
		10	—	3.75	33.95	27.00	8.09	1.88	—	0.36	8.5	—	"	100-50	—	—	—	—
		20	—	3.71	33.95	27.00	8.09	1.94	—	0.34	8.5	6.85	"	250-100	—	—	—	—
		30	—	3.70	33.95	27.00	8.09	1.94	—	0.33	8.6	—	"	500-250	—	—	—	—
		40	—	3.62	33.95	27.01	8.09	1.92	—	0.32	8.6	6.84	"	750-500	—	—	—	—
		50	—	2.51	33.95	27.11	8.11	1.98	—	0.32	8.8	—	"	1000-750	—	2145	—	—
		60	—	2.25	33.97	27.15	8.10	2.00	—	0.34	9.8	6.86	"	5-0	2230	2302	—	—
		80	—	1.50	34.04	27.26	8.08	2.20	—	0.48	14.8	—	"	—	—	—	—	—
		100	—	1.19	34.06	27.30	8.05	2.20	—	0.31	18.5	6.91	N 100 H	—	2230	2302	—	—
		150	—	0.90	34.06	27.32	8.05	2.34	—	0.00	20.3	6.91	N 70 B	141-0	2233	2253	—	KT
		200	—	0.80	34.06	27.33	8.05	2.34	—	0.00	21.1	6.78	N 100 B	—	—	—	—	—
		250	—	1.02	—	—	—	—	—	—	—	—	N 70 B	450-270	2233	2303	—	DGP
		300	—	1.38	34.15	27.37	8.02	2.43	—	0.00	27.1	5.97	N 100 B	—	—	—	—	—
		400	—	1.99	34.28	27.42	7.95	2.60	—	0.00	33.4	5.07	—	—	—	—	—	—
		600 ²	603	2.13	34.44	27.54	7.95	2.74	—	—	45.5	4.07	—	—	—	—	—	—
		800 ²	—	2.22	34.55	27.62	7.90	2.74	—	—	51.1	3.79	—	—	—	—	—	—
		990 ²	990	2.20	34.63	27.68	7.91	2.62	—	—	54.1	3.72	—	—	—	—	—	—
		1490 ¹	1486	1.91	34.71	27.78	8.05	2.60	—	—	58.3	3.90	—	—	—	—	—	—
		1980 ¹	—	1.55	34.72	27.80	8.08	2.51	—	—	64.9	4.00	—	—	—	—	—	—
		2480 ¹	—	1.18	34.72	27.83	8.09	2.45	—	—	72.4	4.18	—	—	—	—	—	—
		2970 ¹	—	0.99	34.71	27.84	8.09	2.57	—	—	75.7	4.25	—	—	—	—	—	—
		3460 ¹	3462	0.75	34.70	27.85	8.09	2.57	—	—	78.4	4.41	—	—	—	—	—	—
2289	12	0	—	5.67	34.04	26.85	8.12	1.52	—	0.27	4.9	6.62	N 50 V	100-0	2013	—	—	+5 hours
		10	—	5.61	34.04	26.86	8.12	1.56	—	0.28	4.8	—	NHP	50-0	—	—	—	—
		20	—	5.45	34.04	26.89	8.12	1.56	—	0.28	4.8	6.58	N 70 V	50-0	—	—	—	—
		30	—	5.40	34.05	26.90	8.12	1.56	—	0.26	5.0	—	"	100-50	—	—	—	—
		40	—	5.35	34.05	26.90	8.12	1.58	—	0.25	4.8	6.56	"	250-100	—	—	—	—
		50	—	5.28	34.05	26.91	8.10	1.58	—	0.25	5.2	—	"	500-250	—	—	—	—
		60	—	5.10	34.05	26.93	8.10	1.62	—	0.25	5.4	6.56	"	750-500	—	—	—	—
		80	—	4.91	34.10	26.99	8.08	1.63	—	0.25	7.0	—	"	1000-750	—	2136	—	—
		100	—	4.40	34.11	27.06	8.08	1.73	—	0.21	8.3	6.48	N 70 B	128-0	2243	2303	—	KT
		150	—	3.51	34.15	27.19	8.07	2.00	—	0.00	11.7	6.35	N 100 B	—	—	—	—	—
		200	—	2.81	34.16	27.26	8.06	2.05	—	0.00	12.9	6.31	N 70 B	400-200	2243	2313	—	DGP
		250	—	2.92	—	—	—	—	—	—	—	—	N 100 B	—	—	—	—	—
		300	—	2.82	34.16	27.25	8.04	2.15	—	0.00	16.9	6.19	—	—	—	—	—	—
		400	—	2.53	34.15	27.28	8.04	2.26	—	0.00	18.5	6.09	—	—	—	—	—	—
		530 ²	533	1.93	34.19	27.36	8.13	2.40	—	—	23.0	5.80	—	—	—	—	—	—
		750 ²	—	2.45	34.36	27.44	7.99	2.81	—	—	33.6	4.52	—	—	—	—	—	—
		970 ²	967	2.50	34.42	27.49	7.93	2.76	—	—	42.9	3.94	—	—	—	—	—	—
		1440 ²	1442	2.29	34.61	27.67	7.97	2.66	—	—	50.8	3.60	—	—	—	—	—	—
		1950 ¹	1947	2.08	34.69	27.74	8.02	2.60	—	—	61.2	3.73	—	—	—	—	—	—
		2430 ¹	—	1.76	34.72	27.79	8.06	2.57	—	—	65.8	3.88	—	—	—	—	—	—
		2900 ¹	2904	1.47	34.72	27.81	8.08	2.60	—	—	67.7	4.02	—	—	—	—	—	—
		3370 ¹	—	1.17	34.71	27.83	8.11	2.60	—	—	72.8	4.17	—	—	—	—	—	—
		3840 ¹	3837	1.04	34.70	27.83	8.09	2.60	—	—	77.9	4.30	—	—	—	—	—	—
2290	13	—	—	—	—	—	—	—	—	—	—	—	OTL	137-133	2100	2300	—	+4 hours
2291	19	0	—	6.51	34.04	26.75	8.08	1.44	—	0.26	2.8	6.50	N 50 V	100-0	2020	—	—	+3 hours
		10	—	6.51	34.06	26.77	8.08	1.50	—	0.26	2.7	—	NHP	50-0	—	—	—	—
		20	—	6.50	34.07	26.78	8.08	1.50	—	0.26	2.9	6.48	N 70 V	50-0	—	—	—	—
		30	—	6.46	34.07	26.78	8.08	1.50	—	0.26	2.8	—	"	100-50	—	—	—	—
		40	—	6.46	34.07	26.78	8.08	1.50	—	0.26	2.8	6.45	"	250-100	—	—	—	—
		50	—	6.43	34.07	26.79	8.08	1.48	—	0.26	2.8	—	"	500-250	—	—	—	—
		60	—	6.43	34.07	26.79	8.08	1.44	—	0.26	2.8	6.45	"	750-500	—	—	—	—
		80	—	6.41	34.07	26.79	8.08	1.46	—	0.27	2.8	—	"	1000-750	—	2235	—	Very heavy stray on wire
		100	—	6.03	34.11	26.87	8.08	1.50	—	0.36	2.8	6.40	N 70 B	104-0	2328	2349	—	KT
		150	—	5.00	34.15	27.03	8.07	1.60	—	0.00	6.2	6.31	N 100 B	—	—	—	—	—

Station	Position	Date	Hour	Sounding (metres)	WIND		SEA		Weather	Barometer (millibars)	Air Temp. °C.		Remarks
					Direction	Force (knots)	Direction	Force			Dry bulb	Wet bulb	
2291 <i>cont.</i>	53° 02' 3" S, 56° 20' 9" W	1938 20 iii											
2292	55° 41' 2" S, 53° 31' 6" W	21-22 iii	2015	3897*	SW × S	24	SW × S	5	osp	999·6	2·2	0·9	heavy av. SSW swell
2293	57° 34' 9" S, 51° 06' 2" W	22 iii	2015	3720*	SW × W	30	SW × W	6	c	998·7	2·2	1·7	heavy av. SW swell
2294	58° 44' 8" S, 49° 47' 8" W	23 iii	1004	4000*	SW × S	9	SW × S	3	o	994·0	0·0	-0·6	heavy av. conf. S × W swell
2295	59° 58' S, 48° 28' 1" W	23 iii	2015	2154*	S	19	S	4	o	992·5	-3·8	-4·4	mod. av. SW swell

Station	Age of moon (days)	HYDROLOGICAL OBSERVATIONS											BIOLOGICAL OBSERVATIONS				Remarks
		Depth (metres)	Depth by thermometer	Temp. °C.	S ‰	σ _t	pH	Mg.—atom m. ³				O ₂ c.c. litre	Gear	Depth (metres)	TIME		
								P	Nitrate + Nitrite N ₂	Nitrite N ₂	Si				From	To	
2291 <i>cont.</i>	19	200	—	4.64	34.17	27.08	8.04	1.71	—	0.00	8.1	6.33	N 70 B N 100 B	380-275	2328	2358	DGP
		300	—	4.53	34.17	27.09	8.05	1.79	—	0.00	10.1	6.29					
		400	—	4.34	34.17	27.11	8.05	1.84	—	0.00	11.0	6.28					
		590 ¹	588	3.92	34.17	27.16	8.08	2.05	—	—	13.3	5.99					
		790 ¹	—	3.38	34.21	27.24	8.07	2.30	—	—	18.0	5.63					
		990 ¹	986	2.38	34.17	27.30	8.06	2.41	—	—	21.5	5.76					
		1430 ¹	1432	2.51	34.48	27.54	7.95	2.76	—	—	44.7	3.86					
2292	20	0	—	5.41	34.07	26.91	8.10	1.81	—	0.27	2.8	6.69	N 50 V NHP N 70 V "	100-0 50-0 50-0 100-50 250-100 500-250 750-500 1000-750 119-0	2021	—	Very heavy stray on wire Very heavy stray on wire Heavy stray on wire KT
		10	—	5.41	34.07	26.91	8.10	1.82	—	0.28	2.8	—					
		20	—	5.41	34.07	26.91	8.10	1.82	—	0.27	2.9	6.62					
		30	—	5.41	34.07	26.91	8.10	1.81	—	0.28	2.7	—					
		40	—	5.41	34.07	26.91	8.10	1.79	—	0.28	3.2	6.60					
		50	—	5.40	34.07	26.91	8.10	1.79	—	0.28	3.3	—					
		60	—	5.32	34.07	26.92	8.10	1.79	—	0.28	3.1	6.59					
		80	—	4.54	34.10	27.03	8.07	1.86	—	0.34	4.2	—					
		100	—	3.87	34.13	27.13	8.08	2.28	—	0.14	9.4	6.44					
		150	—	3.30	34.13	27.19	8.07	2.32	—	0.00	10.7	6.39					
		200	—	3.13	34.14	27.22	8.06	2.32	—	0.00	12.3	6.28					
		300	—	2.74	34.16	27.26	8.03	2.41	—	0.00	13.9	6.09					
		400	—	2.44	34.19	27.32	8.05	2.64	—	0.00	17.0	5.83					
		550 ²	553	2.18	34.24	27.38	8.05	2.79	—	—	20.4	5.16					
		740 ²	—	2.52	34.41	27.48	8.01	2.85	—	—	25.9	4.20					
		920 ²	917	2.51	34.49	27.54	7.94	2.98	—	—	41.6	3.79					
		1440 ¹	1441	2.13	34.68	27.73	8.04	2.81	—	—	56.7	3.66					
		2420 ¹	2421	1.46	34.72	27.81	8.10	2.68	—	—	72.1	3.93					
		2910 ¹	—	1.06	34.72	27.84	8.11	2.74	—	—	79.7	4.20					
		3390 ¹	3391	0.79	34.70	27.84	8.12	2.79	—	—	80.5	4.33					
2293	21	0	—	2.40	33.88	27.07	8.09	1.81	—	0.36	10.1	7.13	NHP N 70 V "	50-0 50-0 100-50 250-100 500-250 750-500 1000-750 53-0 280-0	2018	—	KT DGP. Nets failed to close
		10	—	2.40	33.88	27.07	8.10	1.81	—	0.37	10.2	—					
		20	—	2.40	33.88	27.07	8.10	1.81	—	0.37	10.4	7.09					
		30	—	2.40	33.88	27.07	8.10	1.81	—	0.40	10.2	—					
		40	—	2.40	33.88	27.07	8.10	1.81	—	0.39	10.2	7.09					
		50	—	2.40	33.88	27.07	8.10	1.81	—	0.40	10.3	—					
		60	—	2.35	33.89	27.08	8.10	1.82	—	0.40	11.0	7.08					
		80	—	0.84	33.93	27.21	8.11	2.00	—	0.34	14.3	—					
		100	—	0.07	34.00	27.32	8.08	2.11	—	0.33	17.0	7.23					
		150	—	0.69	34.16	27.41	8.01	2.41	—	0.00	23.6	6.05					
		200	—	1.21	34.27	27.47	7.94	2.53	—	0.00	32.0	5.29					
		300	—	1.49	34.40	27.55	7.91	2.64	—	0.00	35.9	4.67					
		400	—	1.73	34.48	27.60	7.90	2.68	—	0.00	40.4	4.23					
		570 ²	572	2.02	34.60	27.68	7.91	2.68	—	—	44.8	3.77					
		770 ²	—	1.98	34.68	27.74	7.94	2.64	—	—	48.2	3.82					
		980 ²	977	1.87	34.70	27.77	7.96	2.64	—	—	52.0	3.82					
		1450 ¹	1447	1.53	34.71	27.80	8.06	2.64	—	—	56.0	3.97					
		1950 ¹	—	1.13	34.72	27.83	8.08	2.64	—	—	59.9	4.24					
		2450 ¹	2449	0.82	34.71	27.85	8.11	2.64	—	—	63.7	4.32					
		2940 ¹	—	0.43	34.68	27.85	8.08	2.64	—	—	67.2	4.45					
3440 ¹	3435	0.22	34.67	27.85	8.11	2.64	—	—	75.0	4.60							
2294	21	0	—	1.15	34.08	27.32	—	—	—	—	—	—	N 50 V NHP N 70 B N 100 B	100-0 50-0 180-0	1005 — 1022	1016 — 1042	KT
		10	—	0.30	34.38	27.61	8.01	2.15	—	0.28	49.5	7.19					
		150	—	0.10	34.46	27.68	7.99	2.28	—	0.31	56.0	6.30					
2295	22	0	—	0.30	34.38	27.61	8.01	2.15	—	0.28	49.5	7.19	NS 50 N 50 V NHP N 70 V " " " " " " " " " " " " " "	13-0 100-0 50-0 50-0 100-50 250-100 500-250 750-500 1000-750 5-0	1926 2019	1956	KT
		10	—	0.35	34.38	27.61	8.01	2.15	—	0.28	50.0	—					
		20	—	0.35	34.38	27.61	8.01	2.15	—	0.28	49.2	7.14					
		30	—	0.35	34.38	27.61	8.01	2.15	—	0.29	49.3	—					
		40	—	0.35	34.38	27.61	8.01	2.15	—	0.29	50.8	7.11					
		50	—	0.35	34.38	27.61	8.01	2.15	—	0.29	50.8	—					
		60	—	0.35	34.38	27.61	8.01	2.15	—	0.28	50.7	7.08					
		80	—	0.30	34.38	27.61	8.01	2.15	—	0.28	52.2	—					
		100	—	0.29	34.41	27.63	8.01	2.17	—	0.29	52.5	6.87					
		150	—	0.10	34.46	27.68	7.99	2.28	—	0.31	56.0	6.30					

Station	Position	Date	Hour	Sounding (metres)	WIND		SEA		Weather	Barometer (millibars)	Air Temp. °C.		Remarks
					Direction	Force (knots)	Direction	Force			Dry bulb	Wet bulb	
2295 <i>cont.</i>	59° 58' S, 48° 28.1' W	1938 23 iii											
2296	61° 22.7' S, 46° 43.1' W	24 iii	2000	397*	SW × S	28	SW × S	6	b	1008.4	-5.3	-5.8	heavy av. SW × S swell
2297	62° 21.2' S, 45° 05.3' W	25 iii	1004	2595*	S	17	S	3	b	1002.0	-2.8	-3.1	mod. av. S swell
2298	61° 09.6' S, 43° 15.6' W	25 iii	2015	499*	SW × S	19	SW × S	4	b	1006.8	-3.4	-3.4	mod. long SSW swell
2299	59° 52.6' S, 41° 40.4' W	26 iii	1005	3895*	W	11	W	3	bc	1008.4	0.3	0.0	mod. long SSW swell
2300	58° 33' S, 39° 54.7' W	26 iii	2010	3308*	WNW	5	WNW	2	o	1005.9	1.0	0.7	low long WSW swell

Station	Age of moon (days)	HYDROLOGICAL OBSERVATIONS											BIOLOGICAL OBSERVATIONS				Remarks	
		Depth (metres)	Depth by thermometer	Temp. C.	S ‰	σ _t	pH	Mg.—atom m. ³				O ₂ c.c. litre	Gear	Depth (metres)	TIME			
								P	Nitrate + Nitrite N ₂	Nitrite N ₂	Si				From	To		
2295 <i>cont.</i>	22	200	—	0.20	34.53	27.74	7.97	2.41	—	0.44	57.4	5.97	N 70 B N 100 B	93-0	2239	2259	KT	
		300	—	0.20	34.59	27.79	7.95	2.41	—	0.12	60.5	5.50						
		400	—	0.24	34.62	27.82	7.95	2.43	—	0.00	62.7	5.31	N 70 B N 100 B	310-160	2239	2309	DGP	
		510 ¹	515	0.29	34.63	27.81	8.01	2.45	—	—	64.3	4.91						
		700 ¹	—	0.06	34.63	27.83	8.08	2.49	—	—	64.3	5.01						
		890 ¹	891	0.02	34.64	27.83	8.06	2.60	—	—	65.8	4.91						
		1350 ¹	—	-0.10	34.64	27.85	8.08	2.60	—	—	66.7	4.77						
		1820 ¹	1819	-0.14	34.64	27.85	8.08	2.60	—	—	69.2	4.88						
2296	23	0	—	0.40	34.40	27.62	—	—	—	—	—	—	NS 50 N 50 V NHP	14-0	1930	1955	KT	
														100-0	2003			
														50-0	—	2017		
														5-0	2028	2055		
														134-0	2031	2053	KT	
														240-110	2031	2054	DGP	
2297	23	0	—	-0.90	33.82	27.22	—	—	—	—	—	—	NHP N 50 V N 100 H	50-0	1007	—	1017	KT
														100-0	—	1017		
														5-0	1041	1112		
														94-0	1049	1110		
														490-230	1049	1136	Depth estimated	
														750-0	1049	1152	DGP. Net failed to close	
2298	24	0	—	0.00	34.00	27.32	8.17	1.27	—	0.30	28.3	7.56	N 50 V NHP	100-0	2018	2024	Very heavy stray on wires	
		10	—	0.00	34.00	27.32	8.16	1.29	—	0.29	28.6	—		50-0	2045			
		20	—	0.00	34.00	27.32	8.16	1.29	—	0.29	28.8	7.50	N 70 V	50-0				
		30	—	0.00	34.04	27.35	8.16	1.29	—	0.29	28.9	—		100-50				
		40	—	-0.23	34.14	27.45	8.12	1.56	—	0.25	32.9	7.46	—	250-100				
		50	—	-0.79	34.30	27.60	8.11	2.07	—	0.21	40.6	—	—	450-250	—	2138		
		60	—	-1.19	34.40	27.69	8.06	2.40	—	0.22	44.6	7.31	N 100 H N 70 B	5-0	2154	2218		
		80	—	-1.41	34.41	27.71	8.02	2.40	—	0.47	48.8	—		97-0	2158	2218	KT	
		100	—	-1.42	34.42	27.71	8.02	2.40	—	0.48	50.9	7.01	N 100 B N 70 B	340-170	2158	2229	DGP	
		150	—	-1.39	34.46	27.75	8.02	2.40	—	0.25	55.3	6.67						
		200	—	-0.99	34.51	27.78	7.97	2.45	—	0.00	61.0	6.07	N 100 B					
		300	—	-0.09	34.62	27.84	7.93	2.47	—	0.00	63.7	4.91						
400	—	0.02	34.66	27.85	7.90	2.55	—	0.00	66.9	4.64								
2299	24	0	—	1.00	34.17	27.40	—	—	—	—	—	—	N 50 V NHP	100-0	1007	—	1019	KT
														50-0	—	1019		
													5-0	1022	1048			
													170-0	1025	1045			
2300	25	0	—	1.00	34.22	27.44	8.13	1.62	—	0.29	35.0	7.27	NHP N 50 V	50-0	2020	—	2148	KT
		10	—	1.00	34.22	27.44	8.13	1.65	—	0.29	35.0	—		100-0	2220	2247		
		20	—	1.00	34.22	27.44	8.13	1.65	—	0.28	34.9	7.21	N 70 V	50-0				
		30	—	1.00	34.22	27.44	8.13	1.65	—	0.34	35.2	—		100-50				
		40	—	1.00	34.22	27.44	8.13	1.67	—	0.29	35.1	7.19	—	250-100				
		50	—	1.00	34.22	27.44	8.13	1.69	—	0.29	35.5	—	—	500-250				
		60	—	1.00	34.22	27.44	8.13	1.73	—	0.28	35.5	7.19	—	750-500				
		80	—	0.99	34.23	27.45	8.13	1.73	—	0.27	35.8	—	—	1000-750	—	2148		
		100	—	0.89	34.26	27.48	8.13	1.75	—	0.29	36.4	7.09	N 100 H N 70 B	5-0	2220	2247		
		150	—	-0.11	34.40	27.65	8.02	2.40	—	0.54	49.5	6.43		106-0	2222	2242		
		200	—	-0.10	34.43	27.68	8.00	2.49	—	0.51	55.3	6.07	N 100 B N 70 B	350-200	2222	2252	DGP	
		300	—	0.02	34.51	27.73	7.97	2.51	—	0.16	57.2	5.55						
		400	—	0.37	34.59	27.78	7.95	2.51	—	0.00	58.2	5.17	N 100 B					
		590 ²	—	0.77	34.68	27.83	7.95	2.51	—	—	64.4	4.57						
		790 ²	788	0.69	34.69	27.83	7.96	2.49	—	—	69.8	4.61						
		970 ¹	965	0.59	34.69	27.84	8.02	2.51	—	—	72.7	4.42						
1460 ¹	—	0.38	34.69	27.85	8.05	2.55	—	—	75.2	4.48								
1960 ¹	1959	0.19	34.68	27.86	8.05	2.55	—	—	76.0	4.68								
2450 ¹	—	0.02	34.67	27.86	8.09	2.57	—	—	75.0	4.69								
2940 ¹	2944	-0.19	34.67	27.87	8.12	2.59	—	—	72.4	4.99								

Station	Position	Date	Hour	Sounding (metres)	WIND		SEA		Weather	Barometer (millibars)	Air Temp. °C.		Remarks
					Direction	Force (knots)	Direction	Force			Dry bulb	Wet bulb	
2301	57° 14' S, 38° 13.5' W	1938 27 iii	1000	3455*	W × S	15	W × S	3	c	1005.3	1.7	1.1	mod. long conf. SW × S swell
2302	55° 56.3' S, 36° 42.9' W	27 iii	2010	2132*	WSW	14	WSW	3	o	1010.3	0.1	-0.5	low long SW swell
2303	3 miles S, 60° E from Jason Island, S Georgia	28 iii	1300	—	SE	2	SE	0-1	om	1012.5	2.5	2.1	low short N swell
2304	54° 03.9' S, 33° 54.4' W	4 iv	2007	3096*	Lt airs	1-3	—	1	o	1014.6	2.2	1.4	mod. long SW swell
2305	54° 13.4' S, 29° 08.9' W	5 iv	2009	4938*	SW × S	11	SW × S	3	b	1020.5	0.9	-0.6	mod. long SSW swell

Station	Age of moon (days)	HYDROLOGICAL OBSERVATIONS											BIOLOGICAL OBSERVATIONS				Remarks	
		Depth (metres)	Depth by thermometer	Temp. °C.	S	σ _t	pH	Mg.—atom m. ³					O ₂ C.C. litre	Gear	Depth (metres)	TIME		
								P	Nitrate Nitrite N ₅	Nitrite N ₂	Si	From				To		
2301	25	0	—	2.00	34.22	27.37	—	—	—	—	—	—	—	N 50 V	100-0	1003	—	KT
														NHP	50-0	—	1014	
														N 100 H	5 0	1018	1045	
														N 70 B	135 0	1021	1041	
														N 100 B				
2302	26	0	—	2.51	33.95	27.11	8.12	1.58	—	0.29	13.4	7.23	—	N 50 V	100 0	2014		KT
		10	—	2.41	33.95	27.12	8.12	1.60	—	0.29	13.1	—	—	NHP	50-0			
		20	—	2.40	33.95	27.12	8.12	1.62	—	0.29	13.5	7.18	—	N 70 V	50 0			
		30	—	2.40	33.95	27.13	8.12	1.65	—	0.30	13.4	—	—	"	100-50			
		40	—	2.34	33.95	27.14	8.13	1.65	—	0.29	13.9	7.15	—	"	250-100			
		50	—	2.33	33.95	27.14	8.13	1.69	—	0.29	14.4	—	—	"	500-250			
		60	—	1.51	33.97	27.21	8.11	1.88	—	0.34	15.4	7.19	—	"	750-500			
		80	—	0.11	34.10	27.41	8.04	2.36	—	0.41	25.8	—	—	"	1000-750	—	2139	
		100	—	0.01	34.13	27.42	8.03	2.36	—	0.34	26.8	6.75	—	N 100 H	5-0	2152	2225	
		150	—	0.59	34.21	27.46	7.98	2.45	—	0.00	28.8	5.97	—	N 70 B				
		200	—	0.98	34.28	27.49	7.93	2.57	—	0.00	35.3	5.41	—	N 100 B	103-0	2155	2216	
		300	—	1.72	34.44	27.57	7.91	2.74	—	0.00	37.2	4.38	—	N 70 B				
		400	—	2.20	34.57	27.63	7.91	2.79	—	0.00	47.3	3.87	—	N 100 B	360-130	2155	2224	
		580 ¹	578	2.12	34.65	27.70	7.93	2.74	—	—	52.5	3.88	—					
		780 ¹	—	2.01	34.70	27.75	8.01	2.70	—	—	55.3	3.86	—					
		980 ¹	977	1.87	34.72	27.78	8.01	2.72	—	—	58.4	3.83	—					
		1470 ¹	—	1.47	34.72	27.81	8.06	2.72	—	—	60.6	4.12	—					
		1960 ¹	1964	0.91	34.70	27.84	8.14	2.72	—	—	62.9	4.22	—					
2303	27	0	—	3.50	33.86	26.94	—	—	—	—	—	—	—	N 50 V	100-0	1305	1313	
2304	4	0	—	2.41	34.04	27.20	8.11	1.60	—	0.31	14.2	7.14	—	N 50 V	100-0	2010	—	+2 hours
		10	—	2.32	34.04	27.21	8.11	1.62	—	0.31	14.1	—	—	NHP	50-0			
		20	—	2.32	34.04	27.21	8.11	1.63	—	0.31	14.1	7.10	—	N 70 V	50-0			
		30	—	2.32	34.04	27.21	8.11	1.63	—	0.31	14.2	—	—	"	100-50			
		40	—	2.32	34.04	27.21	8.10	1.65	—	0.31	14.5	7.08	—	"	250-100			
		50	—	2.32	34.04	27.21	8.09	1.65	—	0.31	14.6	—	—	"	500-250			
		60	—	2.30	34.04	27.21	8.09	1.63	—	0.31	14.7	7.09	—	"	750-500			
		80	—	2.30	34.04	27.21	8.09	1.58	—	0.31	14.5	—	—	"	1000-750	—	2136	
		100	—	0.69	34.11	27.37	8.04	2.13	—	0.40	25.3	6.82	—	N 70 B				
		150	—	0.41	34.33	27.56	7.96	2.49	—	0.21	39.1	5.77	—	N 100 B	115-0	2233	2253	
		200	—	0.80	34.42	27.61	7.93	2.55	—	0.00	45.2	5.02	—	N 70 B				
		300	—	1.16	34.51	27.67	7.93	2.62	—	0.00	48.6	4.59	—	N 100 B	390-250	2233	2304	
		400	—	1.21	34.52	27.67	7.92	2.62	—	0.00	50.3	4.55	—					
		590 ²	592	1.42	34.65	27.75	7.95	2.59	—	—	58.3	4.20	—					
		790 ²	—	1.43	34.70	27.79	7.96	2.62	—	—	61.5	4.21	—					
		990 ¹	987	1.16	34.70	27.81	8.03	2.64	—	—	64.3	4.29	—					
		1480 ¹	—	0.70	34.69	27.83	8.06	2.66	—	—	71.2	4.43	—					
		1970 ¹	1965	0.47	34.69	27.84	8.07	2.62	—	—	78.0	4.44	—					
		2450 ¹	—	0.21	34.67	27.85	8.07	2.62	—	—	81.5	4.60	—					
		2940 ¹	2939	0.05	34.67	27.86	8.07	2.62	—	—	82.6	4.74	—					
2305	5	0	—	1.71	34.11	27.30	8.13	1.67	—	0.32	21.8	7.23	—	N 50 V	100-0	2013		KT
		10	—	1.69	34.11	27.30	8.13	1.67	—	0.31	21.7	—	—	NHP	50-0			
		20	—	1.69	34.11	27.30	8.13	1.67	—	0.31	22.1	7.16	—	N 70 V	50-0			
		30	—	1.69	34.11	27.30	8.12	1.65	—	0.31	22.6	—	—	"	100-50			
		40	—	1.69	34.11	27.30	8.12	1.67	—	0.32	22.5	7.16	—	"	250-100			
		50	—	1.67	34.14	27.34	8.12	1.65	—	0.32	22.9	—	—	"	500-250			
		60	—	1.60	34.14	27.34	8.11	1.67	—	0.32	24.1	7.16	—	"	750-0			
		80	—	0.08	34.30	27.56	7.97	2.53	—	0.20	36.7	—	—	"	750-500			
		100	—	0.23	34.33	27.58	7.94	2.59	—	0.24	40.0	5.89	—	"	1000-750	—	2207	
		150	—	0.19	34.41	27.66	7.94	2.60	—	0.00	42.5	5.85	—	N 70 B				
		200	—	0.10	—	—	—	—	—	—	—	—	—	N 100 B	128-0	2321	2341	
		300	—	0.42	34.46	27.67	7.91	2.66	—	0.00	47.3	5.40	—	N 70 B				
		400	—	1.34	34.62	27.75	7.90	2.70	—	0.00	49.7	4.30	—	N 100 B	380-160	2321	2350	
		570 ²	574	1.14	34.67	27.79	7.96	2.66	—	—	52.0	4.27	—					
		770 ²	—	0.92	34.69	27.83	8.00	2.66	—	—	57.8	4.31	—					
		970 ²	973	0.69	34.69	27.83	8.00	2.66	—	—	59.9	4.46	—					
		1460 ²	—	0.37	34.68	27.85	7.99	2.68	—	—	60.7	4.56	—					

Station	Position	Date	Hour	Sounding (metres)	WIND		SEA		Weather	Barometer (millibars)	Air Temp. °C.		Remarks
					Direction	Force (knots)	Direction	Force			Dry bulb	Wet bulb	
2305 <i>cont.</i>	54° 13'4" S, 29° 08'9" W	1938 5 iv											
2306	53° 32'4" S, 24° 16'4" W	6 iv	2005	4506*	S × E	5	S × E	1	o	1024.5	1.5	0.0	mod. av. S × E swell
2307	52° 54'2" S, 19° 47'9" W	7 iv	2007	4321*	WSW	19	WSW	4	c	1015.9	2.2	0.6	mod. av. WSW swell
2308	52° 14'4" S, 15° 07'8" W	8 iv	2005	3859*	WSW	25	WSW	5	cprs	1007.8	2.4	1.3	mod. long SW × W swell

Station	Age of moon (days)	HYDROLOGICAL OBSERVATIONS											BIOLOGICAL OBSERVATIONS				Remarks	
		Depth (metres)	Depth by thermometer	Temp. °C.	S /	σ _t	pH	Mg.—atom m. ³				O ₂ c.c. litre	Gear	Depth (metres)	TIME			
								P	Nitrate + Nitrite N ₂	Nitrite N ₂	Si				From	To		
2305 cont.	5	1940 ²	1940	0.12	34.67	27.85	8.01	2.72	—	—	64.0	4.75						
		2470 ¹	2473	-0.04	34.66	27.85	8.12	2.72	—	—	66.0	4.79						
		2970 ¹	—	-0.17	34.66	27.86	8.12	2.68	—	—	70.0	4.90						
		3470 ¹	3468	-0.29	34.65	27.86	8.12	2.66	—	—	70.1	4.97						
		3950 ¹	—	-0.37	34.65	27.86	8.14	2.66	—	—	63.6	5.03						
		4430 ¹	4429	-0.33	34.65	27.86	8.14	2.66	—	61.6	5.24							
2306	6	0	—	4.00	33.97	26.99	8.15	1.37	—	0.30	4.5	6.96	N 50 V	100-0	2008			
		10	—	3.96	33.97	27.00	8.14	1.37	—	0.30	4.5	—	NHP	50-0				
		20	—	3.96	33.97	27.00	8.13	1.37	—	0.30	4.5	6.92	N 70 V	50-0				
		30	—	3.94	33.97	27.00	8.12	1.39	—	0.30	4.5	—	..	100-50				
		40	—	3.94	33.97	27.00	8.12	1.41	—	0.30	4.6	6.91	..	250-100				
		50	—	3.94	33.97	27.00	8.12	1.43	—	0.30	4.5	—	..	500-250				
		60	—	3.91	33.97	27.00	8.12	1.44	—	0.30	4.6	6.90	..	750-500				
		80	—	1.89	34.05	27.24	8.10	2.03	—	0.28	11.2	—	..	1000-750	—	2128		
		100	—	1.19	34.08	27.32	8.07	2.22	—	0.19	14.2	6.86	N 70 B					
		150	—	0.59	34.17	27.43	7.99	2.47	—	0.00	26.8	6.22	N 100 B	150-0	2246	2306	KT	
		200	—	0.90	34.28	27.50	7.93	2.53	—	0.00	37.9	5.59	N 70 B					
		300	—	1.61	34.43	27.57	7.89	2.62	—	0.00	40.4	4.44	N 100 B	400-280	2246	2316	DGP	
		400	—	1.72	34.52	27.63	7.89	2.64	—	0.00	44.4	4.15						
		590 ²	594	1.74	34.61	27.71	7.91	2.66	—	—	46.3	3.95						
		790 ²	—	1.80	34.69	27.76	7.96	2.66	—	—	49.5	4.03						
		980 ²	985	1.95	34.73	27.78	7.99	2.49	—	—	52.5	4.15						
		1460 ²	1464	1.34	34.72	27.82	7.99	2.51	—	—	55.3	4.30						
		1980 ¹	1980	0.75	34.70	27.84	8.05	2.57	—	—	58.8	4.38						
		2480 ¹	—	0.44	34.68	27.85	8.04	2.64	—	—	62.4	4.48						
2970 ¹	2973	0.18	34.67	27.85	8.12	2.64	—	—	67.0	4.57								
3460 ¹	—	0.05	34.67	27.86	8.10	2.64	—	—	70.4	4.79								
3950 ¹	3951	-0.17	34.66	27.86	8.10	2.64	—	—	67.4	4.96								
2307	7	0	—	3.69	33.98	27.03	8.12	1.37	—	0.25	5.8	6.99	N 50 V	100-0	2013	—	+ 1 hour	
		10	—	3.70	33.98	27.03	8.12	1.43	—	0.25	5.8	—	NHP	50-0				
		20	—	3.70	33.98	27.03	8.12	1.52	—	0.25	5.8	6.95	N 70 V	50-0				
		30	—	3.70	33.98	27.03	8.12	1.54	—	0.25	5.8	—	..	100-50				
		40	—	3.70	33.98	27.03	8.12	1.54	—	0.24	5.7	6.95	..	250-100				
		50	—	3.70	33.98	27.03	8.12	1.56	—	0.25	5.7	—	..	500-250				
		60	—	3.70	33.98	27.03	8.12	1.56	—	0.24	5.8	6.93	..	750-500				
		80	—	3.70	33.98	27.03	8.12	1.54	—	0.26	5.9	—	..	1000-750	—	2137		
		100	—	3.70	33.98	27.03	8.12	1.58	—	0.25	5.9	6.93	N 100 H	5-0	2251	2323		
		150	—	0.71	34.16	27.41	7.99	2.51	—	0.00	25.9	6.21	N 70 B					
		200	—	1.20	34.34	27.53	7.91	2.64	—	0.00	35.9	5.19	N 100 B	105-0	2254	2317	KT	
		300	—	1.66	34.43	27.57	7.89	2.72	—	0.00	43.0	4.36	N 70 B					
		400	—	1.82	34.52	27.62	7.89	2.78	—	0.00	47.2	4.08	N 100 B	325-160	2254	2323	DGP	
		600 ²	603	1.94	34.64	27.71	7.92	2.64	—	—	51.1	3.84						
		800 ²	—	1.93	34.69	27.75	7.93	2.60	—	—	52.9	4.00						
		990 ²	991	1.71	34.71	27.79	7.95	2.68	—	—	55.0	4.12						
		1490 ²	1495	1.21	34.70	27.82	7.96	2.68	—	—	59.6	4.29						
		1990 ¹	1988	0.74	34.69	27.83	8.04	2.68	—	—	61.1	4.34						
		2480 ¹	—	0.41	34.68	27.85	8.03	2.68	—	—	62.2	4.44						
2980 ¹	2981	0.20	34.67	27.85	8.04	2.68	—	—	67.2	4.61								
3480 ¹	—	0.04	34.67	27.86	8.09	2.74	—	—	67.7	4.82								
3970 ¹	3967	-0.14	34.66	27.86	8.05	2.68	—	—	69.3	4.91								
2308	8	0	—	3.81	33.96	27.00	8.13	1.46	—	0.24	4.9	6.95	N 50 V	100-0	2012			
		10	—	3.71	33.96	27.01	8.13	1.56	—	0.24	5.0	—	NHP	50-0				
		20	—	3.70	33.96	27.01	8.13	1.56	—	0.24	4.9	6.91	N 70 V	50-0				
		30	—	3.70	33.96	27.01	8.13	1.58	—	0.24	4.9	—	..	100-50				
		40	—	3.70	33.96	27.01	8.13	1.60	—	0.23	4.9	6.89	..	250-100				
		50	—	3.70	33.96	27.01	8.12	1.63	—	0.24	5.0	—	..	500-250				
		60	—	3.69	33.96	27.01	8.11	1.62	—	0.24	5.0	6.90	..	750-500				
		80	—	3.65	33.96	27.02	8.11	1.62	—	0.24	5.0	—	..	1000-750	—	2137		
		100	—	1.99	34.05	27.23	8.06	2.17	—	0.16	13.7	6.76	N 100 H	5-0	2253	2328		
		150	—	1.22	34.15	27.38	8.01	2.36	—	0.00	24.1	6.04	N 70 B					
		200	—	1.54	34.25	27.43	7.93	2.49	—	0.00	29.8	5.28	N 100 B	110-0	2256	2316	KT	
		300	—	1.76	34.34	27.49	7.90	2.57	—	0.00	35.7	4.67	N 70 B					
400	—	1.99	34.45	27.55	7.89	2.60	—	0.00	42.9	4.13	N 100 B	370-0	2256	2333	DGP. Nets failed to close			

Station	Position	Date	Hour	Sounding (metres)	WIND		SEA		Weather	Barometer (millibars)	Air Temp. °C		Remarks
					Direction	Force (knots)	Direction	Force			Dry bulb	Wet bulb	
2308 <i>cont.</i>	52° 14'4" S, 15° 07'8" W	1938 8 iv											
2309	51° 32'1" S, 10° 25'2" W	9 iv	2005	3286*	Lt airs	1-3	—	1	csp	1007.7	1.4	0.6	mod. av. SW × W swell
2310	50° 46'2" S, 05° 14'1" W	10 iv	2000	2482*	SW	14	SW	3	0	1015.0	1.8	-0.7	low long SW swell
2311	50° 05'2" S, 00° 03' W	11-12 iv	2004	3594*	Lt airs	1-3	—	1	0	1019.0	2.3	1.7	mod. av. SW × W swell

Station	Age of moon (days)	HYDROLOGICAL OBSERVATIONS											BIOLOGICAL OBSERVATIONS				Remarks				
		Depth (metres)	Depth by thermometer	Temp. C.	S ‰	σ _t	pH	Mg.—atom m. ³				O ₂ c.c. litre	Gear	Depth (metres)	TIME						
								P	Nitrate Nitrite N ₂	Nitrite N ₂	Si				From	To					
2308 cont.	8	580 ²	584	2.20	34.60	27.65	7.90	2.53	—	—	46.7	3.78									
		780 ²	—	2.17	34.66	27.71	7.93	2.43	—	—	49.3	3.83									
		980 ²	981	2.12	34.70	27.74	7.96	2.36	—	—	53.9	3.97									
		1480 ¹	1482	1.77	34.73	27.80	8.08	2.28	—	—	56.0	4.15									
		1980 ¹	—	1.19	34.70	27.82	8.11	2.34	—	—	62.1	4.17									
		2480 ¹	2477	0.70	34.69	27.83	8.11	2.49	—	—	64.5	4.31									
		2970 ¹	—	0.38	34.67	27.84	8.07	2.55	—	—	68.9	4.59									
		3460 ¹	3462	0.14	34.67	27.85	8.10	2.59	—	—	70.2	4.66									
2309	9	0	—	3.43	33.94	27.02	8.13	1.52	—	0.21	4.1	7.02	N 50 V	100-0	2006						
		10	—	3.42	33.94	27.02	8.13	1.54	—	0.21	4.0	—	NHP	50-0							
		20	—	3.42	33.94	27.02	8.13	1.54	—	0.21	4.1	6.94	N 70 V	50-0							
		30	—	3.42	33.94	27.02	8.13	1.56	—	0.21	4.1	—	"	100-50							
		40	—	3.42	33.94	27.02	8.13	1.58	—	0.21	4.1	6.94	"	250-100							
		50	—	3.42	33.94	27.02	8.13	1.60	—	0.22	4.1	—	"	500-250							
		60	—	3.42	33.94	27.02	8.13	1.63	—	0.21	4.2	6.93	"	750-500							
		80	—	2.75	33.97	27.11	8.11	1.84	—	0.19	8.8	—	"	1000-750				—	2130		
		100	—	1.34	34.04	27.28	8.05	2.28	—	0.15	19.3	6.71	N 100 H	5-0				2201	2233		
		150	—	0.99	34.11	27.35	8.01	2.43	—	0.00	27.1	6.22	N 70 B	102-0				2205	2225	KT	
		200	—	1.50	34.24	27.43	7.92	2.55	—	0.00	30.0	5.17	N 100 B								
		300	—	1.83	34.38	27.51	7.90	2.72	—	0.00	37.2	4.36	N 70 B								
		400	—	2.06	34.51	27.60	7.90	2.68	—	0.00	42.9	3.97	N 100 B	330-180				2205	2235	DGP	
		580 ²	—	2.15	34.61	27.68	7.91	2.66	—	—	50.0	3.83									
		780 ²	778	2.07	34.67	27.72	7.91	2.66	—	—	51.7	3.96									
		980 ¹	981	2.01	34.71	27.77	8.02	2.66	—	—	54.3	4.07									
		1480 ¹	—	1.62	34.73	27.81	8.07	2.49	—	—	56.0	4.26									
		1970 ¹	1973	0.98	34.70	27.82	8.08	2.59	—	—	63.6	4.41									
2470 ¹	—	0.50	34.67	27.83	8.05	2.74	—	—	66.3	4.46											
2970 ¹	2967	0.22	34.67	27.85	8.04	2.74	—	—	69.0	4.66											
2310	10	0	—	2.90	33.84	26.99	8.15	1.62	—	0.37	11.2	7.18	N 50 V	100-0	2004						
		10	—	2.61	33.84	27.01	8.13	1.65	—	0.37	11.2	—	NHP	50-0							
		20	—	2.61	33.84	27.01	8.12	1.71	—	0.37	11.3	7.13	N 70 V	50-0							
		30	—	2.61	33.84	27.01	8.12	1.75	—	0.37	11.2	—	"	100-50							
		40	—	2.61	33.84	27.01	8.12	1.75	—	0.37	11.3	7.10	"	250-100							
		50	—	2.61	33.84	27.01	8.11	1.75	—	0.37	11.5	—	"	500-250							
		60	—	2.61	33.84	27.01	8.11	1.75	—	0.37	11.5	7.11	"	750-500							
		80	—	2.60	33.84	27.02	8.11	1.75	—	0.36	12.3	—	"	1000-750				—	2125		
		100	—	1.59	33.96	27.19	8.08	2.09	—	0.24	18.0	6.84	N 100 H	5-0				2135	2205		
		150	—	0.71	34.15	27.41	7.98	2.43	—	0.00	26.7	6.04	N 70 B	139-0				2138	2158	KT	
		200	—	1.37	34.34	27.52	7.91	2.62	—	0.00	38.3	4.71	N 100 B								
		300	—	1.81	34.50	27.60	7.89	2.74	—	0.00	46.5	4.02	N 70 B								
		400	—	1.94	34.59	27.67	7.88	2.74	—	0.00	48.7	3.87	N 100 B	500-280				2138	2208	DGP	
		590 ¹	587	1.99	34.66	27.72	7.97	2.64	—	—	50.9	3.81									
		780 ¹	—	1.93	34.70	27.76	8.01	2.53	—	—	53.8	3.93									
		960 ¹	962	1.80	34.72	27.78	8.05	2.51	—	—	55.7	4.20									
		1430 ¹	—	1.15	34.70	27.82	8.03	2.53	—	—	59.4	4.22									
		1900 ¹	—	0.69	34.69	27.83	8.04	2.60	—	—	66.6	4.46									
2311	11	0	—	4.10	33.85	26.88	8.13	1.52	—	0.29	10.9	6.94	N 50 V		100-0	2005					
		10	—	4.08	33.85	26.89	8.12	1.54	—	0.29	10.9	—	NHP		50-0						
		20	—	4.00	33.85	26.89	8.12	1.58	—	0.29	10.9	6.88	N 70 V	50-0							
		30	—	3.97	33.85	26.90	8.12	1.58	—	0.29	10.9	—	"	100-50							
		40	—	3.92	33.85	26.90	8.11	1.62	—	0.29	10.9	6.88	"	250-100							
		50	—	3.92	33.85	26.90	8.11	1.63	—	0.29	10.9	—	"	500-250							
		60	—	3.91	33.85	26.90	8.11	1.63	—	0.29	10.9	6.88	"	750-500							
		80	—	3.90	33.86	26.90	8.11	1.62	—	0.29	10.9	—	"	1000-750							
		100	—	3.60	33.88	26.96	8.10	1.69	—	0.30	11.3	6.83	"	1500-1000	—			2240			
		150	—	0.13	34.04	27.35	8.04	2.26	—	0.00	18.2	6.43	N 100 H	5-0	2302			2332			
		200	—	1.01	34.15	27.39	7.97	2.47	—	0.00	26.1	5.87	N 70 B	131-0	2307			2328	KT		
		300	—	1.61	34.38	27.53	7.91	2.72	—	0.00	38.0	4.55	N 100 B								
		400	—	1.92	34.50	27.60	7.89	2.89	—	0.00	40.7	4.01	N 100 B								
		590 ²	591	2.17	34.63	27.69	7.92	2.76	—	—	43.8	3.85	N 70 B	850-400	2307			0002	DGP		
		790 ²	—	2.19	34.69	27.72	7.93	2.72	—	—	46.4	3.97	N 100 B								
		990 ²	993	2.07	34.72	27.76	7.95	2.62	—	—	49.1	4.13									
		1480 ¹	1484	1.73	34.73	27.80	8.05	2.51	—	—	52.0	4.26									
		1980 ¹	—	1.28	34.72	27.82	8.06	2.64	—	—	57.1	4.39									

Station	Position	Date	Hour	Sounding (metres)	WIND		SEA		Weather	Barometer (millibars)	Air Temp. °C.		Remarks
					Direction	Force (knots)	Direction	Force			Dry bulb	Wet bulb	
2311 <i>cont.</i>	50° 05' 2" S, 00° 03' W	1938 11-12 iv											
2312	51° 24' 9" S, 00° 15' 4" E	12 iv	1005	2639*	N	26	N	5	omd	1008.0	4.4	4.4	mod. av. conf. W swell
2313	52° 27' S, 00° 29' 2" E	12 iv	2009	2372*	NW × W	30-37	NW × W	5	ome	995.5	4.7	4.5	heavy av. NW swell
2314	53° 41' 6" S, 00° 48' 6" E	13 iv	1005	2986*	WNW	37	WNW	6	o	988.3	2.9	2.2	heavy av. WNW swell
2315	56° 07' 9" S, 01° 20' 8" E	14 iv	1004	2878*	WSW	37	WSW	6	csp	985.0	-0.3	-0.6	heavy long WSW swell
2316	57° 15' 5" S, 01° 13' 4" E	14-15 iv	2005	3881*	SW × S	11-16	SW × S	3	c	987.3	-1.4	-1.7	mod. long SW swell
2317	58° 07' 4" S, 01° 06' 6" E	15 iv	1003	4175*	SW × S	22-27	SW × S	5	o	992.7	-2.3	-2.3	mod. long SSW swell

Station	Age of moon (days)	HYDROLOGICAL OBSERVATIONS											BIOLOGICAL OBSERVATIONS				Remarks	
		Depth (metres)	Depth by thermometer	Temp. °C.	S ‰	σ _t	pH	Mg.—atom m. ³				O ₂ c.c. litre	Gear	Depth (metres)	TIME			
								P	Nitrate + Nitrite N ₂	Nitrite N ₂	Si				From	To		
2311 cont.	11	2480 ¹	—	0.86	34.70	27.83	8.08	2.68	—	—	60.4	4.48						
		2980 ¹	—	0.57	34.69	27.84	8.08	2.68	—	—	67.4	4.47						
		3480 ¹	3479	0.48	34.68	27.84	8.09	2.72	—	—	70.7	4.44						
2312	12	0	—	4.40	33.90	26.89	—	—	—	—	—	—		18	1005			
														50-0	—	1025		
														100-0	—	1053		
														5-0	1029	1053		
														121-0	1032	1052	KT	
2313	12	0	—	3.29	33.86	26.97	8.10	1.79	—	0.34	14.9	7.01	N 50 V	100-0	2015			
		10	—	3.20	33.86	26.98	8.11	1.67	—	0.34	14.9	—	NHP	50-0				
		20	—	3.20	33.86	26.98	8.11	1.67	—	0.34	15.0	6.95	N 70 V	50-0				
		30	—	3.20	33.86	26.98	8.11	1.67	—	0.35	14.9	—	"	100-50				
		40	—	3.20	33.86	26.98	8.11	1.67	—	0.34	15.0	6.95	"	250-100				
		50	—	3.20	33.86	26.98	8.11	1.69	—	0.34	14.9	—	"	500-250				
		60	—	3.20	33.86	26.98	8.11	1.73	—	0.34	14.8	6.95	"	750-500				
		80	—	3.20	33.86	26.98	8.11	1.75	—	0.36	14.8	—	"	1000-750				
		100	—	3.20	33.86	26.98	8.11	1.77	—	0.34	15.0	6.94	"	1500-1000	—	2212		
		150	—	0.99	34.09	27.33	7.99	1.38	—	0.00	25.5	6.30	N 100 H	5-0	2236	2308		
		200	—	1.20	34.25	27.45	7.92	2.66	—	0.00	36.2	5.28	N 100 B	115-0	2240	2300	KT	
		300	—	1.71	34.44	27.57	7.89	2.83	—	0.00	43.7	4.20	N 100 B	370-94	2240	2330	Depth estimated	
		400	—	2.01	34.52	27.61	7.88	2.83	—	0.00	47.9	3.87	N 70 B	600-250	2240	2335	DGP	
		590 ¹	593	1.99	34.62	27.70	8.03	2.62	—	—	52.0	3.70	N 100 B					
		790 ¹	—	2.00	34.69	27.74	8.07	2.51	—	—	53.6	3.90						
		990 ¹	991	1.90	34.72	27.78	8.08	2.49	—	—	54.8	4.11						
1490 ¹	—	1.35	34.72	27.82	8.11	2.38	—	—	59.7	4.10								
1980 ¹	1984	0.81	34.70	27.84	8.12	2.49	—	—	64.6	4.22								
2314	13	0	—	1.40	33.82	27.10	—	—	—	—	—	—	TD	16½	1005			
														NHP	50-0	—	1012	
														N 100 B	182-0	1020	1040	KT
2315	14	0	—	0.40	33.89	27.21	—	—	—	—	—	—	TD	14	1004			
														N 50 V	100-0	—	1017	
														NHP	50-0	—	1044	KT
													N 70 B	155-0	1024	1044	KT	
													N 100 B					
2316	14	0	—	-0.08	33.87	27.22	8.12	1.63	—	0.36	39.9	7.44	N 50 V	100-0	2008			
		10	—	-0.11	33.87	27.23	8.11	1.65	—	0.38	39.5	—	NHP	50-0				
		20	—	-0.11	33.87	27.23	8.10	1.65	—	0.37	39.3	7.41	N 70 V	50-0				
		30	—	-0.11	33.87	27.23	8.10	1.67	—	0.37	39.2	—	"	100-50				
		40	—	-0.11	33.87	27.23	8.10	1.65	—	0.37	39.5	7.39	"	250-100				
		50	—	-0.11	33.87	27.23	8.10	1.69	—	0.37	40.0	—	"	500-250				
		60	—	-0.11	33.87	27.23	8.09	1.71	—	0.38	40.0	7.39	"	750-500				
		80	—	-1.51	34.26	27.59	8.01	2.24	—	0.28	45.0	—	"	1000-750				
		100	—	-1.44	34.34	27.66	8.01	2.34	—	0.09	47.6	6.38	"	1500-1000	—	2212		
		150	—	-0.78	34.45	27.72	7.96	2.45	—	0.05	50.0	5.62	N 100 H	5-0	2309	2339		
		200	—	-0.21	34.55	27.78	7.91	2.57	—	0.00	53.4	5.03	N 70 B	122-0	2314	2334	KT	
		300	—	0.41	34.66	27.83	7.89	2.62	—	0.00	59.7	4.43	N 100 B					
		400	—	0.41	34.67	27.84	7.89	2.68	—	0.00	62.8	4.44	N 100 B	450-150	2314	0005	Depth estimated	
		580 ²	582	0.44	34.69	27.85	7.99	2.68	—	—	66.2	4.32	N 70 B	700-400	2314	0006	DGP	
		780 ²	—	0.35	34.70	27.86	7.94	2.74	—	—	69.0	4.33	N 100 B					
		970 ²	972	0.24	34.69	27.86	7.96	2.76	—	—	70.8	4.44						
1470 ¹	1469	0.03	34.68	27.87	8.02	2.76	—	—	72.3	4.65								
1970 ¹	—	-0.12	34.67	27.87	8.05	2.76	—	—	73.9	4.74								
2470 ¹	2468	-0.24	34.66	27.86	8.09	2.72	—	—	73.5	5.03								
2970 ¹	—	-0.36	34.66	27.87	8.09	2.68	—	—	73.8	5.09								
3470 ¹	3465	-0.39	34.66	27.87	8.10	2.68	—	—	72.6	5.14								
2317	15	0	—	-0.50	33.96	27.31	—	—	—	—	—	—	TD	14	1003			
														N 50 V	100-0	—	1018	
														NHP	50-0	—	1045	KT
														N 70 B	168-0	1025	1045	KT
													N 100 B					

Station	Position	Date	Hour	Sounding (metres)	WIND		SEA		Weather	Barometer (millibars)	Air Temp. °C.		Remarks
					Direction	Force (knots)	Direction	Force			Dry bulb	Wet bulb	
2318	58° 58.7' S, 01° 00' E	1938 15-16 iv	2005	5400*	SW × W	19	SW × W	4	c	995.2	-1.7	-1.9	mod. av. SW × S swell
2319	60° 01.3' S, 00° 51.6' E	16 iv	1004	5497*	WNW	24	WNW	5	csp	989.5	-1.9	-2.0	mod. av. conf. WNW and SE swells
2320	61° 10.6' S, 00° 43.7' E	16-17 iv	2007	5437*	Lt airs	2	—	1	osp	983.3	-0.7	-0.7	mod. long NW × W swell
2321	62° 21.5' S, 00° 37.5' E	17 iv	1007	5483*	SSE	7	SSE	2	b	994.9	-1.8	-2.5	mod. long NNW swell
2322	63° 53' S, 00° 24.4' E	17-18 iv	2010	5311*	N	2-4	—	1	bc	1000.4	-2.8	-2.8	low long NW swell

Station	Age of moon (days)	HYDROLOGICAL OBSERVATIONS											BIOLOGICAL OBSERVATIONS				Remarks	
		Depth (metres)	Depth by thermometer	Temp. °C.	S	σ _t	pH	Mg.—atom m. ³				O ₂ c.c. litre	Gear	Depth (metres)	TIME			
								P	Nitrate + Nitrite N ₂	Nitrite N ₂	Si				From	To		
2318	15	0	—	-0.40	34.01	27.35	8.12	1.94	—	0.34	36.4	7.42	N 50 V	100-0	2005			
		10	—	-0.40	34.01	27.35	8.11	1.98	—	0.34	36.1	—		NHP				50-0
		20	—	-0.40	34.01	27.35	8.11	1.98	—	0.34	36.1	7.38	N 70 V	50-0				
		30	—	-0.41	34.01	27.35	8.11	1.98	—	0.34	36.4	—		..				100-0
		40	—	-0.41	34.01	27.35	8.11	1.98	—	0.34	37.1	7.36	..	100-50				
		50	—	-0.41	34.01	27.35	8.11	1.98	—	0.34	37.1	—	..	250-100				
		60	—	-0.41	34.01	27.35	8.11	1.98	—	0.34	37.5	7.36	..	500-250				
		80	—	-1.22	34.39	27.69	8.01	2.41	—	0.21	47.2	—	..	750-500				
		100	—	-0.81	34.48	27.75	7.97	2.49	—	0.09	53.2	5.62	..	1000-750				
		150	—	-0.01	34.62	27.83	7.91	2.57	—	0.00	61.9	4.68	..	1500-1000				
		200	—	0.41	34.68	27.85	7.88	2.64	—	0.00	63.2	4.20	N 100 H	5-0	2349	0020		
		300	—	0.43	34.69	27.85	7.87	2.66	—	0.00	65.2	4.13		N 70 B				115-0
		400	—	0.41	34.70	27.87	7.87	2.68	—	0.00	68.8	4.15	N 100 B	400-150	2353	0014	KT	
		590	—	0.33	34.69	27.85	7.89	2.68	—	—	70.4	4.25	N 100 B					730-400
		780 ²	780	0.28	34.69	27.85	7.99	2.68	—	—	73.1	4.29	N 70 B		2353	0048	DGP	
		980 ²	—	0.16	34.68	27.86	8.00	2.68	—	—	73.8	4.40	N 100 B					
		1480 ²	1480	-0.03	34.67	27.86	8.04	2.68	—	—	77.0	4.58						
		1970 ²	—	-0.20	34.66	27.86	8.04	2.68	—	—	78.9	4.84						
		2460 ²	2455	-0.29	34.66	27.87	8.05	2.68	—	—	70.8	4.93						
		2980 ¹	2986	-0.38	34.66	27.87	8.12	2.68	—	—	69.2	4.94						
		3480 ¹	—	-0.45	34.66	27.87	8.14	2.68	—	—	69.1	5.10						
3980 ¹	3976	-0.51	34.66	27.88	8.18	2.68	—	—	65.1	5.02								
4480 ¹	—	-0.51	34.66	27.88	8.15	2.68	—	—	64.4	5.20								
4980 ¹	4977	-0.46	34.66	27.87	8.15	2.68	—	—	61.2	5.27								
2319	16	0	—	-0.50	34.04	27.38	—	—	—	—	—	—	TD NHP	21	1005			
															50-0			—
														N 50 V N 100 H N 70 B N 100 B	100-0	—	1020	KT
															5-0	1023	1048	
															161-0	1025	1045	
2320	16	0	—	-0.77	34.01	27.37	8.13	1.96	—	0.27	36.5	7.47	NHP	50-0	2010			
		10	—	-0.80	34.01	27.37	8.12	1.98	—	0.27	36.1	—		N 50 V				100-0
		20	—	-0.80	34.01	27.37	8.12	1.98	—	0.27	36.2	7.42	N 70 V	50-0				
		30	—	-0.80	34.01	27.37	8.12	1.98	—	0.29	36.1	—		..				100-50
		40	—	-0.80	34.01	27.37	8.12	1.98	—	0.28	35.9	7.43	..	250-100				
		50	—	-0.80	34.01	27.37	8.12	1.98	—	0.28	36.4	—	..	500-250				
		60	—	-0.80	34.02	27.38	8.12	2.01	—	0.27	35.7	7.42	..	750-500				
		80	—	-1.63	34.31	27.63	8.03	2.34	—	0.31	44.1	—	..	1000-750				
		100	—	-1.51	34.37	27.68	8.03	2.47	—	0.17	47.2	6.49	..	1500-1000	—	2207		
		150	—	0.36	34.63	27.81	7.91	2.64	—	0.00	60.9	4.47	N 100 H	5-0	2324	0004		
		200	—	0.50	34.69	27.84	7.91	2.64	—	0.00	63.0	4.31	N 70 B	128-0	2337	2357	KT	
		300	—	0.49	34.70	27.86	7.91	2.64	—	0.00	66.0	4.25						N 100 B
		400	—	0.41	34.70	27.86	7.91	2.68	—	0.00	69.6	4.18	N 100 B	550-225	2337	0026	Depth estimated	
		580	—	0.35	34.70	27.86	7.91	2.72	—	—	71.3	4.23	N 70 B					
		770 ²	770	0.28	34.69	27.85	7.95	2.74	—	—	72.8	4.24	N 100 B	940-600	2337	0027	DGP	
		960 ²	—	0.20	34.69	27.86	8.00	2.78	—	—	75.6	4.39						
		1450 ²	1452	-0.03	34.68	27.87	8.02	2.78	—	—	75.6	4.65						
		1940 ²	—	-0.19	34.66	27.86	8.02	2.78	—	—	77.4	4.81						
		2420 ²	2421	-0.29	34.66	27.87	8.02	2.78	—	—	75.2	4.97						
		2970 ¹	2969	-0.38	34.66	27.87	8.14	2.74	—	—	73.4	4.96						
		3470 ¹	—	-0.44	34.66	27.87	8.16	2.74	—	—	71.6	4.97						
3960 ¹	3960	-0.51	34.66	27.88	8.16	2.74	—	—	67.4	5.11								
4460 ¹	—	-0.51	34.66	27.88	8.17	2.74	—	—	64.5	5.32								
4960 ¹	4964	-0.50	34.66	27.88	8.15	2.74	—	—	63.1	5.28								
2321	17	0	—	-0.70	34.07	27.41	—	—	—	—	—	—	TD N 50 V NHP	36	1008			
															100-0			—
														N 100 H N 70 B N 100 B	50-0	—	1024	KT
															5-0	1024	1050	
															143-0	1027	1047	
2322	17	0	—	-1.31	34.07	27.43	8.11	2.07	—	0.21	39.0	7.48	N 50 V NHP	100-0	2010			
		10	—	-1.21	34.11	27.46	8.11	2.13	—	0.21	40.9	—						50-0

Station	Position	Date	Hour	Sounding (metres)	WIND		SEA		Weather	Barometer (millibars)	Air Temp. °C.		Remarks
					Direction	Force (knots)	Direction	Force			Dry bulb	Wet bulb	
2322 <i>cont.</i>	63° 53' S, 00° 24.4' E	1938 17-18 iv											
2323	65° 04.5' S, 01° 00.9' E	18 iv	0907	3961*	NE	24	NE	4	c-o	997.6	-2.0	-2.2	mod. short NE swell
2324	64° 42.7' S, 02° 15.8' E	18 iv	1500	2312*	NE	24	NE	5	o	995.9	-1.7	-1.9	mod. av. NE swell
2325	64° 39.2' S, 03° 14.8' E	18 iv	2200	2328*	NE	24	NE	5	os	996.4	-2.2	-2.5	mod. av. NE swell
2326	64° 45.2' S, 06° 19.8' E	19 iv	0904	3903*	N	11	N	2	om	1000.8	-1.7	-1.8	low short NNW swell
2327	64° 48.5' S, 08° 18.9' E	19 iv	1500	4960*	WNW	9	WNW	2	os	996.9	-1.7	-1.7	low av. NW swell
2328	64° 51.2' S, 09° 05.7' E	19 iv	2005	4581*	Lt airs	2	SE	2	o	1003.4	-3.8	-3.9	low long conf. SE swell

Station	Age of moon (days)	HYDROLOGICAL OBSERVATIONS											BIOLOGICAL OBSERVATIONS				Remarks	
		Depth (metres)	Depth by thermometer	Temp. °C.	S ‰	σ _t	pH	Mg.—atom m. ³					O ₂ c.c. litre	Gear	Depth (metres)	TIME		
								P	Nitrate + Nitrite N ₂	Nitrite N ₂	Si	From				To		
2322 <i>cont.</i>	17	20	—	-1.21	34.14	27.49	8.11	2.11	—	0.19	41.3	7.34	N 70 V	50-0				
		30	—	-1.21	34.14	27.49	8.11	2.13	—	0.19	41.1	—	"	100-50				
		40	—	-1.21	34.15	27.50	8.11	2.13	—	0.19	40.7	7.31	"	250-100				
		50	—	-1.21	34.15	27.50	8.10	2.13	—	0.19	40.7	—	"	500-250				
		60	—	-1.21	34.15	27.50	8.09	2.13	—	0.19	42.5	7.32	"	750-500				
		80	—	-1.23	34.29	27.60	8.03	2.32	—	0.17	43.6	—	"	1000-750				
		100	—	-1.22	34.42	27.70	8.01	2.57	—	0.15	49.5	6.07	"	1500-1000	—	2245	Very heavy stray on wire	
		150	—	0.51	34.62	27.80	7.89	2.68	—	0.00	56.9	4.53	N 100 H	5-0	2339	0010		
		200	—	0.88	34.68	27.82	7.89	2.68	—	0.00	59.2	4.29	N 70 B	106-0	2343	0003	KT	
		300	—	0.86	34.70	27.83	7.89	2.68	—	0.00	66.3	4.30	N 100 B					
		400	—	0.76	34.70	27.85	7.89	2.68	—	0.00	67.6	4.35	N 100 B	420-160	2343	0031	Depth estimated	
		580	—	0.63	34.70	27.84	7.89	2.68	—	—	70.2	4.38	N 70 B	670-420	2343	0032	DGP	
		770 ²	769	0.50	34.69	27.84	8.05	2.68	—	—	70.8	4.26	N 100 B					
		970 ²	—	0.40	34.69	27.85	7.99	2.72	—	—	72.9	4.32						
		1470 ²	1475	0.14	34.68	27.86	8.01	2.74	—	—	74.2	4.47						
		1970 ²	—	-0.07	34.68	27.87	8.00	2.74	—	—	74.6	4.77						
		2460 ²	2463	-0.19	34.67	27.87	8.03	2.76	—	—	72.0	4.86						
		2960 ¹	2961	-0.29	34.66	27.87	8.13	2.76	—	—	70.2	4.88						
3460 ¹	—	-0.37	34.66	27.87	8.14	2.76	—	—	69.5	4.98								
3950 ¹	3948	-0.39	34.66	27.87	8.18	2.76	—	—	69.3	5.00								
4450 ¹	—	-0.44	34.66	27.87	8.14	2.76	—	—	68.7	5.19								
4940 ¹	4943	-0.44	34.66	27.87	8.15	2.76	—	—	62.4	5.22								
2323	18	0	—	-1.60	34.10	27.46	—	—	—	—	—	—	TD	22	1006			
														NHP	50-0			
														N 50 V	100-0	—	1020	
														N 70 B	119-0	1027	1047	KT
2324	18	0	—	-1.50	34.25	27.58	—	—	—	—	—	—	N 70 B	130-0	1513	1533	KT	
													N 100 B					
2325	18	0	—	-1.40	34.15	27.51	—	—	—	—	—	—	NHP	50-0	2203			
														N 50 V	100-0	—	2215	
														N 100 H	5-0	2229	2256	
														N 70 B	111-0	2232	2252	KT
													N 100 B					
												TYFB	450-290	2232	2303	DGP		
2326	19	0	—	-0.98	34.17	27.50	—	—	—	—	—	—	TD	37	0907			
														N 50 V	100-0			
														NHP	50-0	—	0920	
														N 100 H	5-0	0924	0950	
														N 70 B	144-0	0927	0948	KT
											N 100 B							
2327	19	0	—	-1.20	34.13	27.48	—	—	—	—	—	—	N 100 H	5-0	1504	1531		
														N 70 B	97-0	1507	1527	KT
												N 100 B						
2328	19	0	—	-1.31	34.12	27.47	8.13	2.05	—	0.20	34.1	7.46	N 50 V	100-0	2008			
		10	—	-1.31	34.13	27.47	8.13	2.03	—	0.20	33.7	—	NHP	50-0				
		20	—	-1.31	34.13	27.47	8.13	2.05	—	0.20	34.3	7.41	N 70 V	50-0				
		30	—	-1.30	34.13	27.47	8.13	2.05	—	0.20	34.0	—	"	100-50				
		40	—	-1.30	34.13	27.47	8.13	2.05	—	0.20	34.1	7.36	"	250-100				
		50	—	-1.29	34.13	27.47	8.10	2.05	—	0.19	34.7	—	"	500-250				
		60	—	-1.23	34.13	27.47	8.10	2.09	—	0.19	36.2	7.32	"	750-500				
		80	—	-0.31	34.50	27.74	7.95	2.45	—	0.20	45.0	—	"	1000-750	—	2129		
		100	—	0.50	34.60	27.77	7.90	2.51	—	0.18	51.7	4.45	N 100 H	5-0	2252	2320		
		150	—	1.09	34.68	27.80	7.90	2.51	—	0.00	54.8	4.21	N 70 B	95-0	2255	2315	KT	
		200	—	1.19	34.69	27.81	7.90	2.51	—	0.00	59.7	4.20	N 100 B					
		300	—	1.20	34.70	27.81	7.90	2.51	—	0.00	63.0	4.25	TYFB	300-150	2255	2326	Depth estimated	
		400	—	1.12	34.70	27.81	7.90	2.51	—	0.00	66.5	4.30						
		590 ²	589	0.93	34.70	27.84	8.00	2.51	—	—	69.5	4.29						
790 ²	—	0.72	34.69	27.83	8.00	2.55	—	—	72.0	4.35								
990 ²	991	0.57	34.69	27.84	8.00	2.57	—	—	71.9	4.36								

Station	Position	Date	Hour	Sounding (metres)	WIND		SEA		Weather	Barometer (millibars)	Air Temp. °C.		Remarks	
					Direction	Force (knots)	Direction	Force			Dry bulb	Wet bulb		
2328 <i>cont.</i>	64° 51.2' S, 09° 05.7' E	1938 19 iv												
2329	64° 57.6' S, 12° 12.2' E	20 iv	0905	4426*	S	9	—	1	bc	1011.8	-7.2	-7.2	mod. long WNW swell	
2330	65° 04.4' S, 14° 18.8' E	20 iv	1503	4885*	S	9	S	2	o	1013.8	-6.6	-6.7	low long WNW swell	
2331	65° 13' S, 15° 55.3' E	20 iv	2200	3961*	ESE	4	—	1	o	1012.5	-5.6	-5.7	low long W swell	
2332	65° 25.3' S, 18° 08.8' E	21 iv	0905	4967*	NNE	19	NNE	3	os	1006.0	-1.7	-1.7	low long conf. NNE swell	
2333	65° 33.5' S, 19° 47.5' E	21 iv	1500	4998*	SW	1-3	SW	0-1	o	1003.1	-1.7	-1.8	low long NNE swell	
2334	66° 04.3' S, 20° 11.2' E	21 iv	2105	4826*	ESE	10	ESE	3	o	1003.0	-3.9	-3.8	low long N swell	
2335	67° 10.6' S, 20° 24.5' E 67° 16.5' S, 20° 25.6' E	22 iv	0905	4426*	S	4-6	—	1	c	1003.0	-12.2	-12.2	low long SW swell	
			1045	—	—	—	—	—	—	—	—	—	—	—
			1200	—	SSE	12	SSE	3	o	1003.0	-12.5	-12.5	low long S swell	
2336	66° 21.4' S, 20° 21.2' E	22 iv	2200	4766*	SE	8	SE	2	osp	1000.7	-9.4	-9.4	low long S swell	

Station	Age of moon (days)	HYDROLOGICAL OBSERVATIONS											BIOLOGICAL OBSERVATIONS				Remarks
		Depth (metres)	Depth by thermometer	Temp. °C.	S.	σ _t	pH	Mg.—atom m. ³				O ₂ c.c. litre	Gear	Depth (metres)	TIME		
								P	Nitrate + Nitrite N ₂	Nitrite N ₂	Si				From	To	
2328 cont.	19	1500 ²	1499	0.27	34.68	27.86	8.00	2.68	—	—	71.6	4.51	TD	33	0906	—	GMT
		2000 ¹	1995	0.06	34.68	27.87	8.08	2.68	—	—	75.1	4.67					
		2490 ¹	—	-0.09	34.67	27.87	8.11	2.68	—	—	74.2	4.82					
		2980 ¹	2977	-0.19	34.66	27.86	8.13	2.68	—	—	78.4	4.91					
		3470 ¹	—	-0.21	34.66	27.86	8.12	2.68	—	—	75.2	5.08					
		3970 ¹	3967	-0.29	34.66	27.87	8.11	2.68	—	—	73.3	5.19					
2329	20	0	—	-1.30	34.15	27.50	—	—	—	—	—	—	N 50 V NHP N 100 H N 70 B N 100 B	33	0906	—	KT
		100-0	—	0920													
		50-0	0924	0950													
		5-0	0927	0947													
		144-0	0927	0947													
2330	20	0	—	-1.52	34.17	27.52	—	—	—	—	—	N 100 H N 70 B N 100 B	5 0	1505	1530	KT	
		119-0	1508	1528													
		5-0	1508	1528													
2331	20	0	—	-1.40	34.19	27.54	—	—	—	—	—	NHP N 50 V N 100 H N 70 B N 100 B TYFB	50-0	2202	—	2212	
		100-0	2223	2253													
		5-0	2227	2247													
		106-0	2227	2247													
		360-0	2227	2327													
2332	21	0	—	-1.50	34.00	27.38	—	—	—	—	—	TD N 50 V NHP N 100 H N 70 B N 100 B	34	0908	—	- 1 hour	
		100-0	—	0919													
		50-0	0924	0951													
		5-0	0927	0948													
		144-0	0927	0948													
2333	21	0	—	-1.42	34.00	27.38	—	—	—	—	—	N 100 H N 70 B N 100 B	5-0	1509	1534	KT	
		137-0	1512	1532													
		5-0	1512	1532													
2334	21	0	—	-1.68	34.16	27.51	—	—	—	—	—	N 50 V NHP N 100 H N 70 B N 100 B TYFB	100-0	2106	—	2117	
		50-0	2128	2158													
		5-0	2131	2151													
		113-0	2131	2231													
		375-0	2131	2231													
2335	22	0	—	-1.77	34.16	27.52	8.07	2.15	—	0.23	42.9	7.46	TD N 50 V NHP N 100 H N 70 B N 100 B N 70 V	34	0905	—	In pancake ice
		50	—	-1.77	34.16	27.52	8.09	2.26	—	0.23	42.9	7.38					
		60	—	-1.71	34.16	27.51	8.09	2.32	—	0.21	43.7	7.32					
		80	—	0.41	34.60	27.78	7.92	2.68	—	0.18	55.7	—					
		100	—	0.66	34.62	27.79	7.91	2.68	—	0.08	59.0	4.49					
		150	—	0.83	34.65	27.79	7.91	2.74	—	0.00	62.5	4.36					
		200	—	1.06	34.69	27.81	7.91	2.74	—	0.00	65.1	4.26					
		300	—	1.20	34.69	27.81	7.91	2.68	—	0.00	66.9	4.28					
		400	—	1.09	34.70	27.81	7.92	2.68	—	0.00	69.0	4.48					
		560 ²	559	0.94	34.70	27.82	8.04	2.68	—	—	70.8	4.14					
		760 ²	—	0.74	34.70	27.84	8.07	2.72	—	—	72.0	4.22					
		950 ²	955	0.57	34.69	27.84	8.06	2.72	—	—	72.8	4.25					
		1440 ²	1438	0.29	34.68	27.85	8.06	2.72	—	—	74.2	4.36					
		1990 ¹	1989	0.04	34.67	27.86	8.16	2.62	—	—	74.3	4.44					
		2480 ¹	—	-0.12	34.66	27.86	8.15	2.64	—	—	75.6	4.61					
		2980 ¹	2980	-0.19	34.66	27.86	8.15	2.64	—	—	75.3	4.80					
		3480 ¹	—	-0.21	34.66	27.86	8.16	2.64	—	—	78.5	4.79					
3970 ¹	3971	-0.30	34.66	27.87	8.14	2.64	—	—	78.0	4.84							
2336	22	0	—	-1.68	34.13	27.49	—	—	—	—	—	N 50 V NHP N 100 H	100-0	2203	—	2213	
		50-0	2225	2257													
		5-0	2225	2257													

Station	Position	Date	Hour	Sounding (metres)	WIND		SEA		Weather	Barometer (millibars)	Air Temp. °C.		Remarks
					Direction	Force (knots)	Direction	Force			Dry bulb	Wet bulb	
2336 <i>cont.</i>	66° 21.4' S, 20° 21.2' E	1938 22 iv											
2337	64° 50.7' S, 20° 09.6' E	23 iv	1005	5027*	ESE	4-7	ESE	2	c	994.3	-6.1	-6.1	conf. low short ESE and long NW swells
2338	63° 41.7' S, 20° 01.2' E	23 iv	2011	4998*	E	34-40	E	6	os	968.1	-2.9	-2.9	heavy short E swell
2339	62° 43.1' S, 19° 53.1' E	24 iv	1000	5272*	NW x W	19	NW x W	4	os	969.2	-1.1	-1.1	heavy av. to long NW swell
2340	61° 35.4' S, 19° 45.9' E	24-25 iv	2007	5272*	SSW	19	SSW	4	osp	979.2	-1.7	-1.8	heavy av. W swell

Station	Age of moon (days)	HYDROLOGICAL OBSERVATIONS											BIOLOGICAL OBSERVATIONS				Remarks		
		Depth (metres)	Depth by thermometer	Temp. C.	S	σ _t	pH	Mg.—atom m. ³				O ₂ c.c. litre	Gear	Depth (metres)	TIME				
								P	Nitrate + Nitrite N ₂	Nitrite N ₂	Si				From	To			
2336 cont.	22												N 70 B N 100 B N 70 B N 100 B	80-0 250-90	2228 2228	2250 2258	KT DGP		
2337	23	0	—	-1.30	34.14	27.49	—	—	—	—	—	—	TD N 50 V NHP N 100 H N 70 B N 100 B	35 100-0 50-0 5-0 150-0	1005 — 1021 1024	— 1019 1046 1044	KT		
2338	23	0	—	-1.01	34.01	27.37	8.12	2.01	—	0.21	36.9	7.53	N 50 V NHP N 70 V	100-0 50-0 50-0	2015	—	—	—	
		10	—	-1.18	34.01	27.38	8.12	2.05	—	0.21	36.6	—	..	100-50	—	—	—	—	—
		20	—	-1.18	34.01	27.38	8.12	2.05	—	0.21	36.7	7.44	..	250-100	—	—	—	—	—
		30	—	-1.18	34.02	27.39	8.12	2.03	—	0.21	36.7	—	..	500-250	—	—	—	—	—
		40	—	-1.19	34.02	27.39	8.12	2.05	—	0.21	36.9	7.44	..	750-500	—	—	—	—	—
		50	—	-1.20	34.02	27.39	8.10	2.05	—	0.20	36.9	—	..	1000-750	—	—	—	—	—
		60	—	-1.21	34.11	27.46	8.07	2.11	—	0.19	36.9	7.14	..		—	—	—	—	—
		80	—	-1.21	34.37	27.67	7.98	2.36	—	0.15	51.5	—	..		—	—	2140	—	—
		100	—	-0.30	34.50	27.74	7.92	2.55	—	0.09	56.9	5.33			—	—	—	—	—
		150	—	1.09	34.61	27.76	7.92	2.66	—	0.00	60.2	4.30			—	—	—	—	—
		200	—	1.18	34.69	27.81	7.92	2.66	—	0.00	62.5	4.21			—	—	—	—	—
		300	—	1.21	34.70	27.81	7.88	2.66	—	0.00	65.5	4.18			—	—	—	—	—
		400	—	1.14	34.71	27.83	7.89	2.66	—	0.00	66.5	4.25			—	—	—	—	—
		600 ²	599	0.93	34.70	27.84	8.00	2.66	—	—	69.4	4.25			—	—	—	—	—
		790 ²	—	0.72	34.70	27.85	8.00	2.70	—	—	70.9	4.26			—	—	—	—	—
		990 ²	990	0.58	34.70	27.85	8.00	2.74	—	—	74.9	4.25			—	—	—	—	—
		1490 ²	—	0.34	34.69	27.86	8.00	2.76	—	—	74.9	4.40			—	—	—	—	—
		1980 ²	1982	0.10	34.69	27.86	8.00	2.74	—	—	76.2	4.59			—	—	—	—	—
		2480 ¹	2484	-0.09	34.68	27.88	8.10	2.74	—	—	73.9	4.78			—	—	—	—	—
		2970 ¹	—	-0.18	34.66	27.86	8.11	2.74	—	—	72.0	4.82			—	—	—	—	—
		3460 ¹	3457	-0.24	34.66	27.86	8.12	2.74	—	—	70.6	4.80			—	—	—	—	—
		3960 ¹	—	-0.28	34.66	27.87	8.12	2.74	—	—	68.0	4.98			—	—	—	—	—
		4460 ¹	4458	-0.30	34.66	27.87	8.12	2.74	—	—	66.7	5.08			—	—	—	—	—
2339	24	0	—	-0.50	33.94	27.29	—	—	—	—	—	—	TD N 50 V NHP N 100 H N 100 B	34 100-0 50-0 5-0 93-0	1002 — 1027 1031	— 1025 1053 1051	KT		
2340	24	0	—	-0.59	33.77	27.16	8.14	1.98	—	0.29	24.7	7.52	N 50 V NHP N 70 V	100-0 50-0 50-0	2009	—	—	—	—
		10	—	-0.59	33.77	27.16	8.14	1.94	—	0.29	24.9	—	..	100-50	—	—	—	—	—
		20	—	-0.59	33.77	27.16	8.13	1.94	—	0.28	25.3	7.46	..	250-100	—	—	—	—	—
		30	—	-0.59	33.77	27.16	8.13	1.94	—	0.28	25.6	—	..	500-250	—	—	—	—	—
		40	—	-0.61	33.79	27.19	8.13	1.98	—	0.29	25.7	7.44	..	750-500	—	—	—	—	—
		50	—	-0.79	33.85	27.24	8.13	2.00	—	0.29	28.6	—	..	1000-750	—	—	—	—	—
		60	—	-1.31	33.97	27.35	8.09	2.34	—	0.39	35.7	7.26	..		—	—	—	—	—
		80	—	-1.30	34.11	27.46	8.05	2.47	—	0.16	38.4	—	..		—	—	2131	—	—
		100	—	-0.90	34.24	27.56	8.02	2.49	—	0.00	40.4	6.45	N 100 H	5-0	2338	0008	—	—	
		150	—	0.78	34.51	27.69	7.92	2.76	—	0.00	49.7	4.68	N 70 B N 100 B	121-0	2341	0001	KT	—	
		200	—	1.24	34.61	27.75	7.91	2.76	—	0.00	52.2	4.27	N 70 B N 100 B	340-175	2341	0011	DGP	—	
		300	—	1.41	34.69	27.79	7.90	2.76	—	0.00	55.5	4.21			—	—	—	—	—
		400	—	1.26	34.70	27.81	7.90	2.68	—	0.00	58.1	4.27			—	—	—	—	—
		590	—	1.22	34.70	27.82	7.90	2.68	—	—	61.3	4.30			—	—	—	—	—
		790 ²	789	0.91	34.70	27.84	8.03	2.68	—	—	65.1	4.29			—	—	—	—	—
		990 ²	—	0.61	34.70	27.85	8.01	2.74	—	—	67.9	4.28			—	—	—	—	—
		1480 ²	1482	0.35	34.69	27.86	8.01	2.79	—	—	71.7	4.34			—	—	—	—	—
		1980 ²	—	0.18	34.69	27.86	8.01	2.79	—	—	74.8	4.62			—	—	—	—	—
		2480 ²	2482	-0.06	34.68	27.87	8.02	2.79	—	—	76.0	4.76			—	—	—	—	—
		2990 ¹	2990	-0.18	34.66	27.86	8.09	2.76	—	—	76.8	4.81			—	—	—	—	—
		3480 ¹	—	-0.23	34.66	27.86	8.13	2.76	—	—	73.8	4.87			—	—	—	—	—
		3970 ¹	3969	-0.32	34.66	27.87	8.15	2.76	—	—	72.8	4.92			—	—	—	—	—
		4470 ¹	—	-0.36	34.66	27.87	8.15	2.76	—	—	71.6	4.96			—	—	—	—	—
		4970 ¹	4978	-0.34	34.66	27.87	8.15	2.76	—	—	66.7	5.14			—	—	—	—	—

No.	Position	Date	Hour	Sounding (metres)	WIND		SEA		Weather	Barometer (millibars)	Air Temp. °C.		Remarks
					Direction	Force (knots)	Direction	Force			Dry bulb	Wet bulb	
2341	60° 10.7' S, 19° 40.5' E	1938 25 iv	1006	5303*	W × S	12	W × S	3	bc	990.8	-1.4	-3.1	conf. heavy short WNW and mod. short SW swells
2342	58° 53.9' S, 19° 33.9' E	25 iv	2003	4894*	Lt airs	1-3	—	0	bc	996.8	-0.8	-1.4	mod. av. W swell
2343	57° 28.9' S, 19° 32.9' E	26 iv	1005	4671*	E × S	28-33	E × S	5	o	996.3	-0.6	-0.7	heavy short E × S swell
2344	56° 18.4' S, 19° 32.6' E	26 iv	2010	4513*	SE × E	28	SE × E	6-5	oprs	965.4	0.5	0.1	heavy av. SE × E swell
2345	55° 05.1' S, 19° 30.4' E	27 iv	1004	4411*	S × E	14	S × E	3	o	962.1	0.6	0.3	mod. av. conf. SE × E swell
2346	53° 35.5' S, 19° 29.3' E	27 iv	2006	3359*	SW × W	30	SW × W	6	osp	971.9	0.6	0.4	heavy short SW swell

Station	Age of moon (days)	HYDROLOGICAL OBSERVATIONS											BIOLOGICAL OBSERVATIONS				Remarks		
		Depth (metres)	Depth by thermometer	Temp. °C.	S	σ _t	pH	Mg.—atom m. ³				O ₂ c.c. litre	Gear	Depth (metres)	TIME				
								P	Nitrate + Nitrite N ₂	Nitrite N ₂	Si				From	To			
2341	25	0	—	-0.60	33.94	27.30	—	—	—	—	—	—	TD N 50 V NHP N 100 H N 70 B N 100 B	40 100-0 50-0 5-0 139-0	1007	— — 1021 1025	— — 1018 1047 1045	KT	
2342	25	0	—	-0.11	33.73	27.11	8.14	1.63	—	0.29	25.4	7.47	N 50 V NHP N 70 V	100-0 50-0 50-0	2003	—	—	—	—
		10	—	-0.14	33.73	27.11	8.14	1.67	—	0.29	25.1	—	"	100-50	—	—	—	—	—
		20	—	-0.14	33.73	27.11	8.14	1.71	—	0.29	25.0	7.45	"	250-100	—	—	—	—	—
		30	—	-0.14	33.73	27.11	8.14	1.71	—	0.29	25.0	—	"	500-250	—	—	—	—	—
		40	—	-0.15	33.73	27.11	8.13	1.75	—	0.27	25.9	7.44	"	750-500	—	—	—	—	—
		50	—	-0.15	33.73	27.11	8.12	1.75	—	0.28	25.9	—	"	1000-750	—	—	—	—	—
		60	—	-0.15	33.73	27.11	8.12	1.75	—	0.28	25.9	7.43	"	5-0	—	2127	2325	—	—
		80	—	-0.86	33.94	27.31	8.09	2.15	—	0.31	32.9	—	"	—	—	—	—	—	—
		100	—	-1.51	34.16	27.51	8.04	2.38	—	0.31	39.0	7.00	N 100 H	—	—	—	—	—	—
		150	—	-0.79	34.43	27.71	7.94	2.59	—	0.06	52.9	5.72	N 70 B	—	—	—	—	—	—
		200	—	0.40	34.63	27.81	7.92	2.76	—	0.00	56.7	4.56	N 100 B	97-0	2258	2318	KT	—	
		300	—	0.84	34.69	27.83	7.91	2.72	—	0.00	58.8	4.40	N 70 B	330-0	2258	2338	DGP. N 70 B failed to close	—	
		400	—	0.73	34.70	27.84	7.91	2.76	—	0.00	62.0	4.42	N 100 B	330-200	2258	2328			
		580 ²	576	0.50	34.70	27.85	7.92	2.76	—	—	64.6	4.29							
		770 ²	—	0.41	34.69	27.86	7.94	2.81	—	—	66.5	4.23							
		970 ²	967	0.28	34.69	27.85	7.97	2.83	—	—	67.8	4.29							
		1450 ²	—	0.11	34.68	27.86	8.02	2.83	—	—	72.4	4.60							
		1940 ²	1945	-0.08	34.68	27.87	8.02	2.83	—	—	73.5	4.74							
		2470 ¹	2466	-0.22	34.66	27.86	8.07	2.79	—	—	72.7	4.86							
		2970 ¹	—	-0.28	34.66	27.87	8.12	2.79	—	—	71.7	5.04							
		3470 ¹	3462	-0.38	34.66	27.87	8.10	2.79	—	—	64.7	5.04							
		3970 ¹	—	-0.41	34.66	27.87	8.12	2.79	—	—	63.8	5.20							
		4470 ¹	4469	-0.47	34.66	27.87	8.13	2.79	—	—	63.8	5.14							
2343	26	0	—	0.10	33.76	27.12	—	—	—	—	—	—	TD N 50 V NHP N 100 B	26 100-0 50-0 137-0	1006	— — 1026	— 1018 1046	KT	
2344	26	0	—	0.45	33.94	27.25	8.15	1.73	—	0.38	15.5	7.44	NHP N 70 V	50-0 50-0	2010	—	—	—	—
		10	—	0.39	33.94	27.25	8.14	1.77	—	0.38	15.6	—	"	100-50	—	—	—	—	—
		20	—	0.39	33.94	27.25	8.14	1.81	—	0.38	15.4	7.40	"	250-100	—	—	—	—	—
		30	—	0.39	33.94	27.25	8.14	1.81	—	0.39	15.0	—	"	500-250	—	—	—	—	—
		40	—	0.39	33.94	27.25	8.14	1.82	—	0.39	15.1	7.36	"	750-500	—	—	—	—	—
		50	—	0.39	33.94	27.25	8.13	1.82	—	0.39	16.0	—	"	1000-750	—	—	—	—	—
		60	—	0.39	33.94	27.25	8.14	1.84	—	0.39	16.4	7.37	"	5-0	—	2130	2212	2242	—
		80	—	0.34	33.95	27.26	8.14	1.84	—	0.39	16.8	—	N 100 H	—	—	—	—	—	—
		100	—	-0.68	34.26	27.56	8.05	2.34	—	0.40	40.2	6.81	N 100 B	101-0	2215	2235	KT	—	
		150	—	-0.42	34.42	27.68	7.96	2.53	—	0.00	51.1	5.69	N 70 B	330-0	2215	2248	DGP. N 70 B failed to close	—	
		200	—	0.40	34.61	27.80	7.94	2.62	—	0.00	53.2	4.75	N 100 B	330-110	2215	2245			
		300	—	0.72	34.69	27.83	7.94	2.64	—	0.00	58.1	4.44							
		400	—	0.67	34.70	27.84	7.94	2.64	—	0.00	61.2	4.41							
		580 ²	575	0.53	34.70	27.85	7.95	2.72	—	—	63.1	4.36							
		780 ²	778	0.45	34.70	27.86	7.96	2.76	—	—	67.4	4.42							
		970 ¹	—	0.34	34.69	27.85	8.05	2.76	—	—	69.8	4.35							
		1470 ¹	1468	0.12	34.68	27.86	8.05	2.81	—	—	70.9	4.61							
2345	27	0	—	0.88	33.96	27.24	—	—	—	—	—	—	TD N 50 V NHP N 100 H N 70 B N 100 B	20 100-0 50-0 5-0 106-0	1005	— — 1019 1022		— 1016 1044 1042	KT
2346	27	0	—	0.79	33.92	27.22	8.12	1.94	—	0.44	32.2	7.38	N 50 V	100-0	2010	—		—	—
		10	—	0.78	33.92	27.22	8.12	1.94	—	0.43	32.5	—	NHP	50-0	—	—	—	—	—
		20	—	0.78	33.92	27.22	8.12	1.94	—	0.44	32.2	7.32	N 70 V	50-0	—	—	—	—	—
		30	—	0.78	33.92	27.22	8.11	1.98	—	0.45	32.3	—	"	100-50	—	—	—	—	—
		40	—	0.78	33.92	27.22	8.11	1.98	—	0.45	32.3	7.32	"	250-100	—	—	—	—	—

Station	Position	Date	Hour	Sounding (metres)	WIND		SEA		Weather	Barometer (millibars)	Air Temp. °C.		Remarks
					Direction	Force (knots)	Direction	Force			Dry bulb	Wet bulb	
2346 <i>cont.</i>	53° 35' S, 19° 29' E	1938 27 iv											
2347	52° 15' S, 19° 27' E	28 iv	1005	3222*	WSW	40	WSW	6	osp	988.3	1.1	0.3	heavy long SW swell
2348	48° 58' S, 19° 25' E	29 iv	0904	3875*	W	16	W	3	c	1004.3	4.1	2.7	heavy av. SW × S swell
2349	43° 08' S, 19° 15' E	1 v	1300	5071*	SSW	27-30	SSW	6	cq	1014.4	8.2	7.5	heavy long SSW swell
2350	39° 11' S, 19° 04' E 39° 16' S, 19° 04' E	2 v	1612 2000	5042* —	SSW —	17 —	SSW —	4 —	o —	1022.6 —	13.6 —	11.7 —	mod. long SSW swell —

Station	Age of moon (days)	HYDROLOGICAL OBSERVATIONS										BIOLOGICAL OBSERVATIONS				Remarks		
		Depth (metres)	Depth by thermometer	Temp. °C.	S ‰	σ _t	pH	Mg.—atom m. ³				O ₂ c.c. litre	Gear	Depth (metres)	TIME			
								P	Nitrate + Nitrite N ₂	Nitrite N ₂	Si				From		To	
2346 <i>cont.</i>	27	50	—	0.78	33.92	27.22	8.11	1.98	—	0.46	32.3	—	N 70 V	500-250				
		60	—	0.78	33.94	27.23	8.11	1.98	—	0.47	32.6	7.32	"	750-500				
		80	—	0.78	33.94	27.23	8.11	1.98	—	0.45	32.9	—	"	1000-750	—	2137		
		100	—	0.19	34.19	27.47	8.02	2.47	—	0.24	43.8	6.05	N 100 H	5-0	2220	2250		
		150	—	0.51	34.43	27.64	7.92	2.62	—	0.00	46.7	4.96	N 100 B	102-0	2225	2245		
		200	—	1.10	34.54	27.69	7.90	2.62	—	0.00	51.0	4.39	N 70 B	280-0	2225	2303	} DGP. N 70B failed to close	
		300	—	1.41	34.64	27.75	7.90	2.64	—	0.00	53.6	4.18	N 100 B	280-175	2225	2255		
		400	—	1.42	34.69	27.78	7.90	2.64	—	0.00	56.0	4.19						
		560 ²	—	1.25	34.70	27.80	7.97	2.68	—	—	57.9	4.21						
		750 ²	753	1.03	34.70	27.83	8.01	2.68	—	—	61.8	4.37						
		980 ¹	984	0.71	34.70	27.84	8.06	2.74	—	—	65.3	4.42						
		1480 ¹	—	0.36	34.69	27.85	8.03	2.76	—	—	68.4	4.42						
		1980 ¹	1980	0.17	34.68	27.86	8.05	2.79	—	—	71.8	4.53						
		2480 ¹	—	0.00	34.68	27.87	8.07	2.81	—	—	72.8	4.70						
		2980 ¹	2979	0.11	34.68	27.88	8.07	2.81	—	—	73.9	4.80						
2347	28	0	—	1.30	33.90	27.16	—	—	—	—	—	NHP	50-0	1005	1008			
2348	29	0	—	4.70	33.79	26.78	8.11	1.52	—	0.41	<1.7	6.79	N 50 V	100-0	0907			
		10	—	4.70	33.79	26.78	8.11	1.54	—	0.44	<1.7	—	NHP	50-0				
		20	—	4.70	33.79	26.78	8.11	1.58	—	0.40	<1.7	6.76	N 70 V	50-0				
		30	—	4.70	33.79	26.78	8.11	1.71	—	0.41	<1.7	—	"	100-50				
		40	—	4.70	33.79	26.78	8.11	1.65	—	0.44	<1.7	6.73	"	250-100				
		50	—	4.70	33.79	26.78	8.11	1.71	—	0.44	<1.7	—	"	500-250				
		60	—	4.70	33.79	26.78	8.11	1.75	—	0.43	<1.7	6.74	"	750-500				
		80	—	4.70	33.79	26.78	8.11	1.73	—	0.43	<1.7	—	"	1000-750	—	1028		
		100	—	4.70	33.79	26.78	8.11	1.73	—	0.43	<1.7	6.73	N 70 B					
		150	—	3.20	33.89	27.00	8.08	2.22	—	0.32	7.0	6.70	N 100 B	117-0	1140	1200	KT	
		200	—	2.22	33.96	27.15	8.05	2.34	—	0.00	11.9	6.55	N 70 B					
		300	—	2.01	34.17	27.33	7.93	2.62	—	0.00	22.6	5.31	N 100 B	430-300	1140	1210	DGP	
		400	—	2.17	34.31	27.43	7.88	2.78	—	0.00	31.6	4.57						
		590 ²	588	2.28	34.42	27.51	7.90	2.83	—	—	38.6	3.96						
		790 ²	—	2.30	34.57	27.62	7.90	2.79	—	—	44.6	3.74						
990 ²	989	2.31	34.67	27.70	7.96	2.72	—	—	46.8	3.86								
1460 ¹	1463	2.12	34.74	27.78	8.08	2.57	—	—	48.9	4.11								
1960 ¹	—	1.75	34.77	27.83	8.09	2.55	—	—	51.5	4.38								
2460 ¹	2466	1.36	34.74	27.84	8.11	2.60	—	—	55.7	4.47								
2960 ¹	—	0.96	34.70	27.83	8.11	2.66	—	—	61.9	4.37								
3450 ¹	3451	0.60	34.69	27.84	8.10	2.76	—	—	67.0	4.50								
2349	I	0	—	11.31	34.54	26.38	8.17	0.67	—	0.31	<1.7	5.88	NHP	50-0	1315			
		10	—	10.77	34.54	26.48	8.17	0.78	—	0.31	<1.7	—	N 70 V	50-0				
		20	—	10.77	34.54	26.48	8.17	0.82	—	0.31	<1.7	5.86	"	100-50				
		30	—	10.77	34.54	26.48	8.17	0.84	—	0.31	<1.7	—	"	250-100				
		40	—	10.77	34.54	26.48	8.17	0.84	—	0.31	<1.7	5.82	"	500-250				
		50	—	10.77	34.54	26.48	8.17	0.84	—	0.31	<1.7	—	"	750-500				
		60	—	10.77	34.54	26.48	8.17	0.87	—	0.31	<1.7	5.82	"	1000-750	—	1430		
		80	—	10.77	34.54	26.48	8.17	0.89	—	0.32	<1.7	—	"					
		100	—	10.77	34.54	26.48	8.16	0.91	—	0.32	<1.7	5.81	N 70 B					
		150	—	10.84	34.60	26.51	8.14	0.93	—	0.25	3.3	5.62	N 100 B	500-210	1626	1656	DGP	
		200	—	8.95	34.60	26.84	8.05	1.35	—	0.00	5.8	5.18						
		300	—	8.46	34.60	26.91	8.04	1.44	—	0.00	7.8	5.03						
		400	—	6.66	34.46	27.06	8.01	2.15	—	0.00	11.8	4.68						
		580 ²	576	4.92	34.37	27.21	8.03	2.47	—	—	20.0	4.58						
		770 ²	—	3.87	34.39	27.34	8.04	2.74	—	—	28.7	4.34						
960 ²	961	3.54	34.46	27.42	7.98	2.87	—	—	40.6	3.78								
1440 ²	1443	2.76	34.68	27.67	7.96	2.81	—	—	44.7	3.83								
1940 ¹	1938	2.46	34.77	27.77	8.08	2.59	—	—	47.4	4.06								
2440 ¹	—	2.19	34.79	27.81	8.10	2.40	—	—	50.3	4.38								
2930 ¹	2931	1.94	34.79	27.83	8.14	2.36	—	—	53.2	4.38								
3430 ¹	—	1.49	34.77	27.85	8.13	2.55	—	—	59.0	4.55								
3930 ¹	3929	1.05	34.72	27.84	8.10	2.66	—	—	64.0	4.45								
2350	2	0	—	19.88	35.45	25.15	8.20	0.00	—	0.06	<1.7	4.86	N 50 V	100-0	1612			
		10	—	19.88	35.45	25.15	8.20	0.00	—	0.06	<1.7	—	NHP	50-0				
		20	—	19.88	35.45	25.15	8.20	0.00	—	0.06	<1.7	4.81	N 70 V	50-0				

Station	Position	Date	Hour	Sounding (metres)	WIND		SEA		Weather	Barometer (millibars)	Air Temp. °C.		Remarks
					Direction	Force (knots)	Direction	Force			Dry bulb	Wet bulb	
2350 <i>cont.</i>	39° 11.6' S, 19° 04.9' E 39° 16.8' S, 19° 04.3' E	1938 2 v											
2351	35° 30.8' S, 13° 55.5' E	2 vii	2000	4669*	NW	14	NW	4	cq	1012.8	15.8	13.0	mod. W swell
2352	36° 42.8' S, 10° 44.8' E	3 vii	2000	5221*	WSW	14-19	W	4	bcp	1014.7	12.2	8.9	mod. W swell

Station	Age of moon (days)	HYDROLOGICAL OBSERVATIONS											BIOLOGICAL OBSERVATIONS			Remarks		
		Depth (metres)	Depth by thermometer	Temp. °C.	S ‰	σ _t	pH	Mg.—atom m. ³				O ₂ c.c. litre	Gear	Depth (metres)	TIME			
								P	Nitrate + Nitrite N ₂	Nitrite N ₂	Si				From		To	
2350 cont.	2	30	—	19.88	35.45	25.15	8.20	0.00	—	0.06	<1.7	—	N 70 V	100-50				
		40	—	19.88	35.45	25.15	8.20	0.00	—	0.06	<1.7	4.80	"	250-100				
		50	—	19.88	35.45	25.15	8.20	0.00	—	0.06	<1.7	—	"	500-250				
		60	—	19.88	35.45	25.15	8.20	0.00	—	0.06	<1.7	4.80	"	750-500				
		80	—	19.80	35.46	25.18	8.21	0.00	—	0.09	<1.7	—	"	620-470	1832	1730		
		100	—	19.80	35.46	25.18	8.21	0.00	—	0.10	<1.7	4.79	N 100 B	101-0	2007	1850	KT	
		150	—	18.22	35.47	25.60	8.15	0.38	—	0.00	3.2	4.25	N 70 B	300-150	2007	2037	DGP	
		200	—	17.03	35.51	25.92	8.17	0.38	—	0.00	3.7	4.61	N 100 B					
		300	—	15.65	35.47	26.21	8.14	0.48	—	0.00	4.6	4.48						
		400	—	14.47	35.38	26.40	8.11	0.67	—	0.00	6.0	4.34						
		580 ³	575	12.74	35.17	26.60	8.18	0.84	—	—	6.7	4.41						
		770 ²	—	10.68	34.95	26.82	8.18	1.10	—	—	7.3	4.48						
		950 ²	947	7.86	34.64	27.04	8.13	1.82	—	—	12.9	4.27						
		1400 ²	—	3.88	34.54	27.46	8.01	2.72	—	—	39.0	3.56						
		1840 ²	1842	2.76	34.71	27.70	8.09	2.53	—	—	39.2	3.84						
		2210 ¹	2207	2.67	34.79	27.77	8.16	2.24	—	—	39.2	4.14						
		2640 ¹	—	2.49	34.83	27.82	8.21	2.05	—	—	39.4	4.41						
		3080 ¹	3081	2.32	34.84	27.84	8.23	2.05	—	—	40.2	4.44						
		3540 ¹	—	1.99	34.81	27.85	8.23	2.24	—	—	43.0	4.27						
		4000 ¹	4003	1.38	34.77	27.85	8.24	2.59	—	—	54.8	4.14						
2351	5	0	—	16.71	35.53	26.01	8.10	0.00	—	0.18	<1.7	5.13	N 50 V	100-0	2040	—	- 2 hours	
		10	—	16.71	35.54	26.02	8.10	0.00	—	0.18	<1.7	—	NHP	50-0				
		20	—	16.71	35.54	26.02	8.10	0.00	—	0.18	<1.7	5.11	N 70 V	50-0				
		30	—	16.71	35.54	26.02	8.10	0.00	—	0.18	<1.7	—	"	100-50				
		40	—	16.71	35.54	26.02	8.10	0.00	—	0.18	<1.7	5.12	"	250-100				
		50	—	16.61	35.54	26.05	8.10	0.00	—	0.18	<1.7	—	"	500-250				
		60	—	16.61	35.54	26.05	8.10	0.00	—	0.18	<1.7	5.09	"	750-500				
		80	—	16.61	35.54	26.05	8.10	0.00	—	0.19	<1.7	—	"	1000-750	—	2208		
		100	—	16.61	35.54	26.05	8.10	0.00	—	0.16	<1.7	5.10	N 70 B	104-0	2314	2334	KT	
		150	—	13.53	35.14	26.41	8.06	0.42	—	0.00	2.1	4.99	N 100 B					
		200	—	12.84	35.07	26.50	8.05	0.49	—	0.00	3.0	5.07	N 70 B	390-200	2314	2344	DGP	
		300	—	11.46	34.96	26.67	8.02	0.68	—	0.00	4.4	4.87	N 100 B					
		400	—	9.98	34.78	26.80	8.01	0.97	—	0.00	5.3	4.95						
		580 ²	580	6.81	34.44	27.03	8.09	1.58	—	—	9.1	4.30						
		770 ²	—	4.78	34.35	27.21	8.10	2.15	—	—	15.0	4.34						
		960 ²	958	3.59	34.34	27.33	8.10	2.40	—	—	24.1	3.96						
		1450 ²	—	2.80	34.62	27.63	8.07	2.59	—	—	35.3	3.62						
		1950 ²	1957	2.74	34.80	27.78	8.11	2.11	—	—	36.5	4.15						
		2490 ¹	2486	2.49	34.81	27.81	8.30	1.92	—	—	37.2	4.02						
		2980 ¹	—	2.29	34.82	27.83	8.25	1.92	—	—	40.6	4.30						
3470 ¹	3466	1.87	34.79	27.84	8.28	2.07	—	—	44.4	3.84								
3970 ¹	—	1.10	34.72	27.83	8.25	2.40	—	—	57.4	3.89								
4470 ¹	4478	1.02	34.71	27.84	8.25	2.45	—	—	62.4	3.90								
2352	5	0	—	17.12	35.41	25.82	8.10	0.36	—	0.30	<1.7	5.10	NHP	50-0	2012			
		10	—	17.12	35.41	25.82	8.11	0.36	—	0.31	<1.7	—	N 50 V	100-0				
		20	—	17.07	35.41	25.83	8.11	0.36	—	0.31	<1.7	5.07	N 70 V	50-0				
		30	—	16.87	35.40	25.87	8.11	0.36	—	0.40	<1.7	—	"	100-50				
		40	—	16.61	35.38	25.92	8.11	0.36	—	0.43	<1.7	5.13	"	250-100				
		50	—	16.51	35.38	25.95	8.11	0.36	—	0.44	<1.7	—	"	500-250				
		60	—	16.41	35.38	25.97	8.11	0.36	—	0.46	<1.7	5.13	"	750-500				
		80	—	16.16	35.38	26.03	8.10	0.36	—	0.51	<1.7	—	"	1000-750	—	2133		
		100	—	15.83	35.33	26.06	8.08	0.42	—	0.32	<1.7	4.96	N 70 B	88-0	2320	2341	KT	
		150	—	14.13	35.18	26.33	8.05	0.68	—	0.00	3.1	4.82	N 100 B					
		200	—	13.23	35.14	26.47	8.05	0.70	—	0.00	3.4	4.89	TYFB	340-170	2320	2350	DGP	
		300	—	11.74	35.01	26.67	8.01	0.95	—	0.00	4.0	4.81						
		400	—	9.65	34.75	26.84	8.00	1.20	—	0.00	5.2	4.87						
		580	—	7.27	34.61	27.10	7.88	2.09	—	—	19.2	4.11						
		770 ²	770	5.83	34.53	27.23	8.05	2.47	—	—	28.5	3.42						
		960 ²	—	5.06	34.52	27.31	8.10	2.59	—	—	32.3	3.08						
		1450 ²	1449	2.94	34.53	27.54	8.07	2.76	—	—	36.7	3.45						
		1940 ²	—	2.79	34.78	27.75	8.08	2.34	—	—	38.9	3.97						
		2440 ²	2436	2.63	34.80	27.79	8.17	2.09	—	—	40.0	4.26						
		2950 ¹	2953	2.41	34.82	27.82	8.29	1.96	—	—	41.6	3.99						
3450 ¹	—	2.26	34.82	27.84	8.29	1.96	—	—	42.2	4.24								

Station	Position	Date	Hour	Sounding (metres)	WIND		SEA		Weather	Barometer (millibars)	Air Temp. °C.		Remarks
					Direction	Force (knots)	Direction	Force			Dry bulb	Wet bulb	
2352 <i>cont.</i>	36° 42' 8" S, 10° 44' 8" E	1938 3 vii											
2353	37° 38' 1" S, 07° 35' 2" E	4-5 vii	2000	5133*	S	4-6	S	2	bc	1036.1	10.0	6.7	mod. long S swell
			0000	—	S	4-6	S	2	bc	1036.1	10.0	6.7	mod. long S swell
2354	38° 41' 4" S, 04° 07' 4" E	5 vii	2000	4921*	NW × N	30	NW	5	c	1021.2	12.2	11.1	heavy av. NW swell
2355	39° 51' 4" S, 01° 06' 8" E	6-7 vii	2000	4899*	NNE	1-3	—	1	odm	1014.3	12.2	12.2	mod. av. NW swell
2356	42° 56' 8" S, 01° 21' 2" E	7 vii	2000	1980*	WNW	11-16	WNW	3	c	1013.8	8.4	7.4	conf. swell

Station	Age of moon (days)	HYDROLOGICAL OBSERVATIONS											BIOLOGICAL OBSERVATIONS				Remarks										
		Depth (metres)	Depth by thermometer	Temp. °C.	S‰	σ _t	pH	Mg.—atom m. ³				O ₂ c.c. litre	Gear	Depth (metres)	TIME												
								P	Nitrate + Nitrite N ₂	Nitrite N ₂	Si				From	To											
2352 cont.	5	3960 ¹	3961	1.61	34.79	27.86	8.27	2.19	—	—	56.0	3.89															
		4460 ¹	—	1.16	34.73	27.84	8.26	2.45	—	—	60.5	3.63															
		4960 ¹	—	1.11	34.72	27.83	8.26	2.55	—	—	62.5	3.89															
2353	6	0	—	15.41	35.33	26.15	8.07	0.30	—	0.14	<1.7	5.24	N 50 V NHP N 70 V	100-0	2013	—	-1 hour										
		10	—	15.41	35.33	26.15	8.07	0.30	—	0.14	<1.7	—		50-0													
		20	—	15.41	35.33	26.15	8.07	0.30	—	0.13	<1.7	5.19		50-0													
	6	30	—	15.41	35.34	26.16	8.07	0.30	—	0.14	<1.7	—	100-50	N 70 B N 100 B TYFB	250-100	2153	2230	KT DGP									
		40	—	15.46	35.34	26.16	8.07	0.30	—	0.14	<1.7	5.18	250-100														
		50	—	15.51	35.35	26.15	8.07	0.30	—	0.13	<1.7	—	500-250														
		60	—	15.51	35.35	26.15	8.07	0.30	—	0.12	<1.7	5.16	750-500														
		80	—	15.51	35.38	26.18	8.07	0.30	—	0.12	<1.7	—	1000-10		—				2140								
		100	—	15.53	35.38	26.17	8.07	0.30	—	0.12	<1.7	5.15	1000-750		2153				2230								
		150	—	15.53	35.38	26.17	8.07	0.30	—	0.14	<1.7	5.16	111-0		2355				0015	KT							
		200	—	15.74	35.45	26.17	8.06	0.38	—	0.11	3.1	4.92															
		300	—	13.96	35.34	26.47	8.03	0.65	—	0.00	3.5	4.48	400-200		2355				0025	DGP							
		400	—	12.16	35.08	26.64	8.01	0.84	—	0.00	3.9	4.75															
		600	—	8.17	34.56	26.92	7.97	1.43	—	—	7.2	4.89	790 ² 980 ² 1460 ² 1950 ² 2440 ² 2890 ¹ 3380 ¹ 3870 ¹ 4360 ¹ 4850 ¹		788				2.96	34.57	27.57	8.06	2.62	—	—	37.9	3.45
		790 ²	788	5.56	34.39	27.15	8.15	2.07	—	—	13.4	4.29															
		980 ²	—	4.04	34.34	27.27	8.09	2.40	—	—	19.4	4.32															
		1460 ²	1460	2.96	34.57	27.57	8.06	2.62	—	—	37.9	3.45															
		1950 ²	—	2.79	34.79	27.76	8.09	2.24	—	—	38.3	4.01															
		2440 ²	2443	2.58	34.81	27.80	8.13	1.98	—	—	39.0	4.33															
2890 ¹	2892	2.42	34.82	27.82	8.27	1.75	—	—	40.2	4.10																	
3380 ¹	—	2.15	34.80	27.83	8.25	1.86	—	—	41.3	4.24																	
3870 ¹	3873	1.49	34.75	27.84	8.28	2.13	—	—	58.8	3.93																	
4360 ¹	—	1.10	34.72	27.83	8.26	2.32	—	—	65.2	3.96																	
4850 ¹	4851	1.07	34.71	27.84	8.28	2.32	—	—	61.0	3.82																	
2354	7	0	—	12.43	34.60	26.21	8.06	0.32	—	0.31	<1.7	5.73	NHP N 50 V N 70 V N 100 B TYFB	50-0	2022												
		10	—	12.47	34.60	26.20	8.06	0.32	—	0.32	<1.7	—		100-0													
		20	—	12.47	34.60	26.20	8.06	0.32	—	0.31	<1.7	5.68		50-0													
		30	—	12.47	34.60	26.20	8.06	0.32	—	0.31	<1.7	—		100-50													
		40	—	12.47	34.60	26.21	8.06	0.32	—	0.31	<1.7	5.67		250-100													
		50	—	12.47	34.60	26.21	8.06	0.32	—	0.31	<1.7	—		500-250													
		60	—	12.47	34.60	26.21	8.06	0.32	—	0.32	<1.7	5.67		750-500			—	2158									
		80	—	12.11	34.70	26.35	8.05	0.59	—	0.19	<1.7	—		104-0			2219	2239	KT DGP								
		100	—	12.03	34.87	26.50	8.04	0.63	—	0.00	<1.7	5.22		360-250			2219	2251									
		150	—	10.78	34.73	26.63	8.02	0.76	—	0.00	<1.7	5.35															
		200	—	10.04	34.67	26.71	8.01	0.91	—	0.00	3.0	5.32															
		300	—	9.38	34.70	26.85	7.98	1.16	—	0.00	3.6	4.98															
		400	—	7.46	34.48	26.97	7.96	1.46	—	0.00	4.7	5.07															
570	—	4.65	34.22	27.11	7.93	2.07	—	—	8.9	5.31																	
2355	8	0	—	11.62	34.45	26.25	8.04	0.57	—	0.54	<1.7	5.82	NHP N 50 V N 70 V N 100 B TYFB	50-0	2112	—	GMT										
		10	—	11.62	34.48	26.28	8.04	0.57	—	0.55	<1.7	—		100-0													
		20	—	11.61	34.48	26.28	8.05	0.57	—	0.55	<1.7	5.76		50-0													
		30	—	11.61	34.48	26.28	8.05	0.57	—	0.56	<1.7	—		100-0													
		40	—	11.61	34.48	26.28	8.04	0.57	—	0.58	<1.7	5.74		250-100													
		50	—	11.61	34.48	26.28	8.04	0.57	—	0.59	<1.7	—		500-250													
		60	—	11.61	34.48	26.28	8.04	0.57	—	0.59	<1.7	5.75		750-500													
		80	—	11.61	34.48	26.28	8.04	0.57	—	0.60	<1.7	—		1000-750													
		100	—	11.63	34.48	26.28	8.04	0.57	—	0.61	<1.7	5.74		1500-1000				—	2308								
		150	—	10.05	34.63	26.67	8.00	0.95	—	0.00	<1.7	5.37		119-0				2341	0001	KT							
200	—	9.45	34.62	26.78	8.00	1.03	—	0.00	2.4	5.39																	
300	—	8.27	34.53	26.89	7.98	1.41	—	0.00	2.7	5.19	450-220	2341	0018	Depth estimated													
400	—	6.75	34.40	27.00	7.92	1.77	—	0.00	5.6	4.98																	
570	—	4.65	34.22	27.11	7.93	2.07	—	—	8.9	5.31	750-400	2341	0021	Depth estimated													
750 ¹	744	3.52	34.22	27.23	8.14	2.15	—	—	—	4.69																	
1430 ¹	1434	2.67	34.56	27.58	8.13	2.38	—	—	33.8	3.39																	
1930 ¹	—	2.65	34.73	27.72	8.13	2.26	—	—	34.6	3.59																	
2356	9	0	—	9.92	34.38	26.50	8.04	0.76	6.43	0.62				<1.7	6.01	NHP N 50 V N 70 V N 100 B	50-0	2014									
		10	—	9.92	34.38	26.50	8.04	0.76	7.85	0.61				<1.7	—		100-0										
		20	—	9.92	34.38	26.50	8.04	0.76	6.43	0.61				<1.7	5.93		50-0										
		30	—	9.92	34.38	26.50	8.04	0.76	—	0.61				<1.7	—		100-50										
		40	—	9.92	34.38	26.50	8.04	0.76	6.43	0.62	<1.7	5.93	250-100														

Station	Position	Date	Hour	Sounding (metres)	WIND		SEA		Weather	Barometer (millibars)	Air Temp. °C.		Remarks
					Direction	Force (knots)	Direction	Force			Dry bulb	Wet bulb	
2356 <i>cont.</i>	42° 56' 8" S, 01° 21' 2" E	1938 7 vii											
2357	45° 51' 4" S, 01° 18' 2" E	8-9 vii	2000	4378*	WNW	17-21	WNW	3	0	1010.5	7.5	6.8	conf. WNW swell
2358	48° 24' 6" S, 00° 51' E	9 vii	2000	3987*	NW	11-16	NW	3	c	991.7	4.7	4.4	heavy short NW swell
2359	51° 11' 4" S, 00° 25' 2" E	10 vii	2000	2408*	W x S	22-27	W x S	4	op	994.4	0.9	0.3	mod. av. W x S swell

Station	Age of moon (days)	HYDROLOGICAL OBSERVATIONS											BIOLOGICAL OBSERVATIONS				Remarks		
		Depth (metres)	Depth by thermometer	Temp. °C.	S ‰	σ _t	pH	Mg.—atom m. ³				O ₂ c.c. litre	Gear	Depth (metres)	TIME				
								P	Nitrate + Nitrite N ₂	Nitrite N ₂	Si				From	To			
2356 cont.	9	50	—	9.92	34.38	26.50	8.04	0.76	—	0.61	<1.7	—	N 70 V	500-250					
		60	—	9.92	34.38	26.50	8.04	0.76	5.00	0.62	<1.7	5.92	"	750-500					
		80	—	9.72	34.38	26.54	8.04	0.76	—	0.62	<1.7	—	"	1000-750					
		100	—	9.70	34.36	26.52	8.04	0.76	6.43	0.64	<1.7	5.95	"	1500-1000	—	2240			
		150	—	9.62	34.37	26.55	8.04	0.76	6.43	0.64	<1.7	5.97	N 70 B	119-0	2307	2327	KT		
		200	—	9.29	34.54	26.74	8.00	1.01	6.43	0.00	2.5	5.48	N 100 B						
		300	—	8.23	34.52	26.88	7.97	1.33	—	0.00	2.9	5.23	N 100 B	400-150	2307	2347	Depth estimated		
		400	—	6.96	34.42	26.98	7.92	1.65	28.56	0.00	5.0	5.07	N 70 B	780-540	2307	2352	Depth estimated		
		580 ¹	581	5.07	34.26	27.10	8.09	2.00	29.98	—	9.6	4.89	N 100 B						
		770 ¹	—	3.90	34.20	27.18	8.13	2.13	33.55	—	13.8	4.98							
		950 ¹	952	2.94	34.28	27.34	8.07	2.45	36.41	—	24.0	4.48							
		1450 ¹	1448	2.66	34.51	27.55	8.10	2.62	39.26	—	40.6	3.51							
		2357	10	0	—	6.00	33.93	26.72	8.01	1.58	21.42	0.60	<1.7	6.57	NHP	50-0		2021	
				10	—	6.00	33.93	26.72	8.01	1.58	22.13	0.61	<1.7	—	N 50 V	100-0			
20	—			6.00	33.93	26.72	8.01	1.58	21.42	0.61	<1.7	6.52	N 70 V	50-0					
30	—			6.00	33.93	26.72	8.01	1.58	—	0.60	<1.7	—	"	100-50					
40	—			6.00	33.93	26.72	8.00	1.58	16.42	0.61	<1.7	6.52	"	250-100					
50	—			6.00	33.93	26.72	8.00	1.58	—	0.61	<1.7	—	"	500-250					
60	—			6.00	33.93	26.72	8.00	1.58	21.42	0.61	<1.7	6.51	"	750-500					
80	—			5.99	33.93	26.73	8.00	1.58	—	0.61	<1.7	—	"	1000-750					
100	—			5.89	33.95	26.77	8.00	1.62	22.13	0.61	<1.7	6.49	"	1500-1000	—	2225			
150	—			5.42	33.98	26.84	7.99	1.63	25.70	0.51	2.0	6.35	N 70 B	128-0	2318	2338	KT		
200	—			3.52	34.04	27.10	7.93	2.07	27.13	0.00	8.4	6.25	N 100 B						
300	—			2.63	34.10	27.22	7.91	2.34	—	0.00	12.8	6.02	N 100 B	450-200	2318	2358	Depth estimated		
400	—			2.61	34.21	27.31	7.89	2.43	42.12	0.00	19.4	5.33	N 70 B	800-450	2318	0002	Depth estimated		
590 ²	.585			2.45	34.34	27.43	7.97	2.53	44.98	—	30.4	4.53	N 100 B						
780 ²	—			2.42	34.48	27.55	7.97	2.70	40.69	—	37.9	3.89							
970 ²	968			2.46	34.57	27.61	8.04	2.66	41.41	—	39.9	3.66							
1470 ²	1476			2.43	34.73	27.74	8.04	2.45	37.84	—	41.3	3.80							
1910 ¹	1913			2.26	34.78	27.81	8.18	2.20	38.55	—	44.6	4.00							
2390 ¹	—			1.78	34.75	27.82	8.14	2.30	—	—	47.6	4.00							
2880 ¹	2878			1.42	34.73	27.82	8.19	2.47	39.26	—	56.0	3.86							
3360 ¹	—	1.04	34.71	27.84	8.09	2.55	—	—	60.9	4.23									
3840 ¹	3843	0.74	34.70	27.85	8.15	2.64	34.98	—	65.2	4.08									
2358	11	0	—	4.50	33.90	26.88	7.99	1.71	19.28	0.47	3.8	6.79	NHP	50-0		2008			
		10	—	4.50	33.90	26.88	8.00	1.71	25.70	0.47	3.9	—	N 50 V	100-0					
		20	—	4.49	33.93	26.90	8.00	1.71	25.70	0.48	3.9	6.71	N 70 V	50-0					
		30	—	4.49	33.93	26.90	8.00	1.71	—	0.48	4.1	—	"	100-50					
		40	—	4.49	33.93	26.90	8.00	1.71	19.99	0.47	3.9	6.70	"	250-100					
		50	—	4.47	33.93	26.90	8.00	1.71	—	0.50	4.0	—	"	500-250					
		60	—	4.47	33.93	26.90	8.00	1.71	25.70	0.50	4.1	6.70	"	750-500					
		80	—	4.47	33.93	26.90	8.00	1.71	—	0.50	4.1	—	"	1000-750					
		100	—	4.42	33.93	26.91	8.00	1.73	24.99	0.52	4.3	6.69	"	1500-1000	—	2208			
		150	—	3.82	34.03	27.06	7.99	2.05	32.13	0.17	8.0	6.29	N 70 B	117-0	2250	2311	KT		
		200	—	3.37	34.13	27.17	7.93	2.17	29.98	0.00	12.1	5.93	N 100 B						
		300	—	2.93	34.16	27.24	7.90	2.30	—	0.00	18.1	5.68	N 100 B	470-180	2250	2331	Depth estimated		
		400	—	2.61	34.22	27.31	7.90	2.47	41.41	0.00	23.7	5.16	N 70 B	760-500	2250	2335	Depth estimated		
		580 ²	579	2.22	34.31	27.42	7.93	2.68	40.69	—	31.7	4.44	N 100 B						
		770 ²	—	2.31	34.45	27.52	7.93	2.64	41.41	—	38.8	3.83							
		970 ²	971	2.39	34.58	27.63	8.01	2.60	42.12	—	42.9	3.54							
		1410 ¹	1406	2.38	34.74	27.76	8.11	2.26	30.70	—	45.2	3.86							
		1890 ¹	—	2.02	34.77	27.81	8.07	2.17	37.84	—	47.7	4.28							
2380 ¹	2375	1.51	34.73	27.82	8.12	2.30	—	—	49.1	4.09									
2870 ¹	—	1.17	34.72	27.83	8.10	2.41	43.55	—	57.9	4.00									
3370 ¹	3374	0.76	34.70	27.84	8.10	2.49	41.41	—	65.5	4.12									
2359	12	0	—	2.04	33.93	27.13	8.02	2.13	30.70	0.51	12.4	7.07	NHP	50-0		2015			
		10	—	2.04	33.93	27.13	8.02	2.13	33.55	0.51	12.5	—	N 50 V	100-0					
		20	—	2.04	33.93	27.13	8.02	2.13	34.27	0.51	12.5	7.01	N 70 V	50-0					
		30	—	2.04	33.93	27.13	8.02	2.13	—	0.51	12.4	—	"	100-50					
		40	—	2.04	33.94	27.14	8.02	2.13	32.13	0.50	12.5	6.99	"	250-100					
		50	—	2.05	33.94	27.14	8.02	2.13	—	0.51	12.4	—	"	500-0					
		60	—	2.05	33.94	27.14	8.02	2.13	30.70	0.52	12.5	6.99	"	500-250					
		80	—	2.06	33.94	27.14	8.02	2.13	—	0.52	15.2	—	"	750-500					

Station	Position	Date	Hour	Sounding (metres)	WIND		SEA		Weather	Barometer (millibars)	Air Temp. °C.		Remarks
					Direction	Force (knots)	Direction	Force			Dry bulb	Wet bulb	
2359 <i>cont.</i>	51° 11.4' S, 00° 25.2' E	1938 10 vii											
2360	52° 37.6' S, 00° 11.3' E	11 vii	1000	3208*	W × N	17-21	W × N	2	ors	990.5	0.7	0.6	mod. av. W swell
2361	53° 50.6' S, 00° 00.8' E	11 vii	2000	2452*	NW	28-33	NW	5	ors	968.2	1.9	1.6	heavy av. NW swell
2362	54° 59.3' S, 01° 10.2' E	12 vii	2100	3526*	W × N	11-16	W × N	4	o	987.7	-3.3	-3.9	heavy av. W swell
2363	54° 11.6' S, 02° 50.1' E	13 vii	0900	2813*	W × N	22-27	W × N	5	c	993.0	-1.0	-1.1	mod. av. W swell
2364	53° 41.8' S, 04° 03' E	13 vii	1500	1520*	NW	11-16	NW	4	bc	991.0	-0.6	-1.7	mod. av. WNW swell
2365	53° 23.4' S, 04° 50.5' E	13 vii	2000	2341*	W × N	22-27	W × N	5	bc	994.2	-1.4	-2.2	mod. av. WNW swell

Station	Age of moon (days)	HYDROLOGICAL OBSERVATIONS											BIOLOGICAL OBSERVATIONS				Remarks
		Depth (metres)	Depth by thermometer	Temp. °C.	S ‰	σ _t	pH	Mg.—atom m. ³				O ₂ c.c. litre	Gear	Depth (metres)	TIME		
								P	Nitrate + Nitrite N ₂	Nitrite N ₂	Si				From	To	
2359 cont.	12	100	—	2.06	33.94	27.14	8.00	2.13	32.84	0.53	15.3	6.97	N 70 V	1000-750	—	2230	KT Depth estimated
		150	—	1.69	34.06	27.27	7.93	2.28	37.84	0.23	17.8	6.39	"	1500-1000	2300	2320	
		200	—	1.30	34.26	27.45	7.87	2.64	37.84	0.00	33.2	5.33	N 100 B	123-0	2300	2340	
		300	—	1.80	34.42	27.54	7.82	2.81	—	0.00	39.4	4.34	N 100 B	460-210	2300	2340	
		400	—	2.01	34.49	27.58	7.82	2.81	41.41	0.00	42.3	3.98	N 70 B	830-470	2300	2343	
		590 ¹	587	2.08	34.60	27.66	8.04	2.72	41.41	—	50.4	3.45	N 100 B				
		780 ¹	—	2.05	34.68	27.73	8.03	2.72	27.13	—	51.7	3.57	"				
		970 ¹	969	2.01	34.71	27.77	8.02	2.62	40.69	—	54.1	3.66	"				
		1470 ¹	—	1.62	34.75	27.83	8.05	2.49	39.26	—	57.4	3.98	"				
		1970 ¹	1976	1.09	34.72	27.83	8.08	2.64	40.69	—	57.9	3.83	"				
2360	13	0	—	0.90	33.86	27.15	—	—	—	—	—	—	TD	34	1004		
														NHP	50-0	—	1016
														N 50 V	100-0		
														N 70 B	104-0	1025	1046
2361	13	0	—	-0.58	33.91	27.28	7.96	2.26	27.13	0.56	27.1	7.48	NHP	50-0	2014		
		10	—	-0.61	33.91	27.28	7.96	2.26	30.70	0.54	27.1	—	N 50 V	100-0			
		20	—	-0.61	33.91	27.28	7.96	2.15	29.98	0.54	26.9	7.43	N 70 V	50-0			
		30	—	-0.61	33.91	27.28	7.96	2.15	—	0.54	27.3	—	"	100-0			
		40	—	-0.62	33.92	27.29	7.96	2.15	29.27	0.56	28.1	7.40	"	100-50			
		50	—	-0.62	33.94	27.30	7.96	2.15	—	0.56	27.6	—	"	250-100			
		60	—	-0.62	33.94	27.30	7.96	2.15	27.84	0.55	27.5	7.38	"	500-250			
		80	—	-0.62	33.94	27.30	7.96	2.15	—	0.55	28.1	—	"	750-500			
		100	—	-0.68	33.94	27.30	7.96	2.15	27.84	0.56	27.8	7.36	"	1000-750			
		150	—	-0.70	33.95	27.31	7.96	2.15	27.13	0.53	29.9	7.35	"	1500-1000	—	2213	
		200	—	0.27	34.35	27.60	7.89	2.49	32.13	0.00	59.9	5.33	N 100 B	99-0	2240	2301	
		300	—	1.01	34.54	27.70	7.84	2.62	—	0.00	61.6	4.41	N 100 B	400-200	2240	2320	
		400	—	1.42	34.63	27.74	7.84	2.70	41.41	0.00	62.0	4.16	N 70 B	650-450	2240	2324	
		600 ¹	596	1.31	34.70	27.80	7.98	2.60	37.84	—	64.0	4.00	N 100 B				
		790 ¹	—	1.19	34.72	27.83	8.05	2.47	25.70	—	65.9	3.95	"				
990 ¹	990	0.97	34.72	27.84	8.05	2.45	32.13	—	71.6	4.06	"						
1490 ¹	—	0.53	34.70	27.85	8.06	2.55	37.84	—	73.7	4.18	"						
1980 ¹	1984	0.37	34.68	27.85	8.13	2.55	40.69	—	75.9	4.07	"						
2362	14	0	—	-1.70	33.85	27.26	—	—	—	—	—	—	N 50 V	100-0	2112		
														NHP	50-0	—	2124
														N 100 H	5-0	2148	2220
														N 100 B	124-0	2151	2211
2363	15												TYFB	450-430	2151	2213	
		0	—	-1.00	33.85	27.24	—	—	—	—	—	—	—	—	—	—	
														TD	22	0906	
														NHP	50-0	—	0918
2364	16												N 50 V	100-0	—	0924	0954
														N 100 H	5-0	0928	0948
														N 100 B	97-0	—	—
		0	—	-0.70	34.02	27.37	—	—	—	—	—	—	—	N 100 H	5-0	1510	1537
2365	16												N 100 B	88-0	1514	1534	
		0	—	-0.60	33.99	27.35	7.98	2.17	—	0.46	30.7	7.42	N 50 V	100-0	2014		
		10	—	-0.60	33.99	27.35	7.98	2.17	—	0.46	30.5	—	NHP	50-0			
		20	—	-0.60	33.99	27.35	7.98	2.19	—	0.46	30.8	7.39	N 70 V	50-0			
		30	—	-0.60	33.99	27.35	7.98	2.19	—	0.46	30.5	—	"	100-50			
		40	—	-0.61	33.99	27.35	7.98	2.19	—	0.46	31.0	7.35	"	250-100			
		50	—	-0.62	34.00	27.35	7.98	2.19	—	0.46	31.0	—	"	500-250			
		60	—	-0.62	34.01	27.36	7.98	2.19	—	0.46	30.7	7.35	"	750-500			
		80	—	-0.65	34.01	27.36	7.98	2.19	—	0.46	30.8	—	"	1000-750	—	2132	
		100	—	-0.65	34.01	27.36	7.98	2.19	—	0.48	31.0	7.34	N 100 H	5-0	2206	2231	
		150	—	0.34	34.28	27.53	7.93	2.43	—	0.11	36.1	5.56	N 100 B	103-0	2209	2229	
		200	—	0.91	34.45	27.63	7.86	2.49	—	0.00	43.0	4.65	TYFB	350-200	2209	2240	
		300	—	1.43	34.60	27.72	7.86	2.59	—	0.00	45.0	4.13	"				
		400	—	1.54	34.66	27.75	7.86	2.51	—	0.00	48.3	4.09	"				
		580 ¹	578	1.47	34.71	27.81	8.06	2.45	—	—	51.1	3.89	"				
780 ¹	—	1.27	34.71	27.82	8.08	2.43	—	—	56.2	3.97	"						

Station	Position	Date	Hour	Sounding (metres)	WIND		SEA		Weather	Barometer (millibars)	Air Temp. °C.		Remarks
					Direction	Force (knots)	Direction	Force			Dry bulb	Wet bulb	
2365 <i>cont.</i>	53° 23' 4" S, 04° 50' 5" E	1938 13 vii											
2366	52° 24' 8" S, 07° 13' 9" E	14 vii	0900	3063*	W × S	34-40	W × S	5	c	998.9	-1.1	-2.8	heavy av. W swell
2367	51° 33' 1" S, 09° 04' 8" E	14 vii	2100	3974*	NW	48-55	NW	6	od	991.3	3.9	2.8	heavy av. NW × W swell
2368	50° 59' 2" S, 10° 32' 9" E	15 vii	0900	4065*	NW	28-33	NW	6	o	997.7	3.9	2.5	heavy short WNW swell
2369	51° 28' S, 11° 46' 6" E	15 vii	1500	3526*	NW × W	17-21	NW × W	4	om	997.1	2.0	1.7	mod. av. NW × W swell
2370	51° 47' 9" S, 12° 42' 8" E	15 vii	2200	3226*	NNW	22-33	NNW	4	or	987.7	2.2	1.7	mod. av. NW × W swell
2371	52° 30' 3" S, 14° 36' 7" E	16 vii	0900	3418*	WNW	22-27	WNW	4	om	987.0	0.6	0.0	heavy av. WNW swell
2372	53° 10' 6" S, 15° 47' 5" E	16 vii	1600	3497*	WNW	34-40	WNW	5	om	987.1	-2.2	-2.2	heavy av. WNW swell
2373	54° 13' S, 17° 18' 8" E	17 vii	0915	3281*	N × W	11-16	N × W	3	os	963.6	1.8	1.8	heavy short NW swell
2374	55° 41' 8" S, 21° 08' 6" E	19 vii	0900	4544*	WNW	22-27	WNW	4	c	1011.2	-0.8	-0.8	mod. av. W swell

Station	Age of moon (days)	HYDROLOGICAL OBSERVATIONS											BIOLOGICAL OBSERVATIONS				Remarks		
		Depth (metres)	Depth by thermometer	Temp. °C.	S ‰	σ _t	pH	Mg.—atom m. ³				O ₂ c.c. litre	Gear	Depth (metres)	TIME				
								P	Nitrate + Nitrite N ₂	Nitrite N ₂	Si				From	To			
2365 <i>cont.</i>	16	980 ¹	990	1.03	34.71	27.84	8.03	2.43	—	—	59.8	3.96							
		1480 ¹	—	0.57	34.70	27.86	8.08	2.51	—	—	61.8	4.10							
		1970 ¹	1067	0.30	34.69	27.85	8.05	2.51	—	—	63.8	4.36							
2366	16	0	—	0.71	33.88	27.19	—	—	—	—	—	—	NHP N 100 H N 100 B	50-0 5-0 74-0	0909 0931 0935	0913 0957 0955	KT		
2367	16	0	—	1.80	33.89	27.12	—	—	—	—	—	—	NHP N 100 B TYFB	50-0 95-0 215-150	2110 2133 2133	2113 2153 2205	KT DGP		
2368	17	0	—	1.90	33.87	27.10	—	—	—	—	—	—	TD NHP N 100 B	20 50-0 119-0	0907 — 0923	— 0914 0943	KT		
2369	18	0	—	1.09	33.90	27.18	—	—	—	—	—	—	N 100 H N 100 B	5-0 91-0	1507 1511	1533 1531			
2370	18	0	—	0.50	33.88	27.20	—	—	—	—	—	—	NHP N 50 V N 100 H N 100 B TYFB	50-0 100-0 5-0 101-0 325-200	2211 — 2234 2238 2238	— 2221 2305 2259 2310	KT DGP		
2371	18	0	—	0.60	33.88	27.20	—	—	—	—	—	—	TD NHP N 50 V N 100 H N 100 B	20 50-0 100-0 5-0 107-0	0914 — 0931 0936	— 0927 0957 0956	KT		
2372	18	0	—	-0.69	34.04	27.38	7.99	2.20	—	0.43	38.2	7.70	NHP N 70 V	50-0 50-0	1618	—	—		
		10	—	-0.66	34.04	27.38	7.99	2.20	—	0.44	38.3	—	—	—	—	—	—	—	
		20	—	-0.63	34.04	27.38	7.99	2.20	—	0.44	37.9	7.50	—	—	—	—	—	—	
		30	—	-0.63	34.04	27.38	7.99	2.20	—	0.44	38.0	—	—	—	—	—	—	—	
		40	—	-0.63	34.04	27.38	7.99	2.20	—	0.44	38.0	7.47	—	—	—	—	—	—	
		50	—	-0.70	34.04	27.38	7.99	2.20	—	0.44	38.2	—	—	—	—	—	—	—	
		60	—	-0.71	34.04	27.39	7.99	2.20	—	0.43	38.0	7.47	—	—	—	—	—	—	
		80	—	-0.79	34.04	27.40	7.99	2.20	—	0.44	38.5	—	—	—	N 100 B	1000-750 102-0	— 1843	1733 1904	KT
		100	—	-0.81	34.06	27.41	7.99	2.20	—	0.44	38.5	7.46	—	—	—	—	—	—	
		150	—	-1.21	34.14	27.49	8.00	2.20	—	0.42	43.4	7.44	—	—	—	—	—	—	
		200	—	-0.29	34.29	27.56	7.94	2.30	—	0.20	47.2	6.27	—	—	—	—	—	—	
		300	—	1.28	34.62	27.75	7.87	2.57	—	0.00	50.0	4.26	—	—	—	—	—	—	
		400	—	1.42	34.68	27.78	7.87	2.57	—	0.00	55.3	4.22	—	—	—	—	—	—	
		580 ²	579	1.32	34.69	27.80	7.97	2.49	—	—	—	57.6	4.07	—	—	—	—	—	
		770 ²	—	1.00	34.70	27.82	8.00	2.45	—	—	—	61.2	4.07	—	—	—	—	—	
970 ²	971	0.74	34.69	27.83	7.98	2.45	—	—	—	62.9	4.28	—	—	—	—	—			
1470 ¹	1474	0.42	34.69	27.85	8.04	2.49	—	—	—	69.7	4.17	—	—	—	—	—			
1960 ¹	1958	0.19	34.67	27.85	8.14	2.51	—	—	—	73.4	4.12	—	—	—	—	—			
2450 ¹	—	0.04	34.66	27.85	8.16	2.51	—	—	—	76.2	4.29	—	—	—	—	—			
2940 ¹	2936	-0.05	34.66	27.85	8.14	2.55	—	—	—	73.6	4.46	—	—	—	—	—			
2373	19	0	—	-0.39	34.05	27.38	—	—	—	—	—	—	TD NHP N 50 V N 100 B	28 50-0 100-0 94-0	0919 — 0941	— 0930 1001	— — KT		
2374	21	0	—	-1.31	34.04	27.40	8.00	2.32	—	0.57	33.2	7.73	TD NHP N 50 V N 70 V	23 50-0 100-0 50-0	0910	—	—		
		10	—	-1.31	34.04	27.40	8.00	2.32	—	0.58	33.4	—	—	—	—	—	—		
		20	—	-1.30	34.04	27.40	8.00	2.32	—	0.57	33.3	7.65	—	—	—	—	—		
		30	—	-1.30	34.04	27.40	8.01	2.32	—	0.59	33.2	—	—	—	—	—	—		
		40	—	-1.30	34.04	27.40	8.01	2.32	—	0.58	33.0	7.62	—	—	—	—	—		
		50	—	-1.30	34.04	27.41	8.01	2.32	—	0.58	33.6	—	—	—	—	—	—		
		60	—	-1.29	34.04	27.41	8.01	2.32	—	0.58	33.8	7.61	—	—	—	—	—		
		80	—	-1.28	34.04	27.41	8.01	2.32	—	0.58	33.4	—	—	—	—	—	—		
		100	—	-1.28	34.04	27.41	8.01	2.32	—	0.59	33.7	7.60	—	—	—	—	—		

Station	Position	Date	Hour	Sounding (metres)	WIND		SEA		Weather	Barometer (millibars)	Air Temp. °C.		Remarks
					Direction	Force (knots)	Direction	Force			Dry bulb	Wet bulb	
2374 <i>cont.</i>	55° 41·8' S, 21° 08·6' E	1938 19 vii											
2375	53° 54·9' S, 21° 17·6' E	20 vii	1000	4213*	NW	34-40	NW	6	od	1001·1	1·1	1·0	heavy av. NW × W swell
2376	53° 07·6' S, 21° 15' E	20 vii	2000	3153*	WNW	28-33	WNW	5	o	1007·9	0·0	-0·3	heavy av. NW × W swell
2377	50° 19·8' S, 21° 22·2' E	22 vii	0900	4501*	WNW	17-21	WNW	3	od	1004·5	7·8	7·6	mod. av. NW swell
2378	46° 20·3' S, 20° 41·8' E	23 vii	2000	5153*	NW	4-6	NW	2	bc	1012·3	5·5	4·5	low av. NW swell

Station	Age of moon (days)	HYDROLOGICAL OBSERVATIONS											BIOLOGICAL OBSERVATIONS				Remarks	
		Depth (metres)	Depth by thermometer	Temp. °C.	S ‰	σ _t	pH	Mg.—atom m. ³				O ₂ c.c. litre	Gear	Depth (metres)	TIME			
								P	Nitrate + Nitrite N ₂	Nitrite N ₂	Si				From	To		
2374 <i>cont.</i>	21	150	—	1.27	34.04	27.41	8.00	2.32	—	0.59	34.7	7.58	N 100 H	5-0	1246	1316	KT DGP	
		200	—	0.60	34.38	27.66	7.92	2.62	—	0.18	54.1	6.03	N 100 B	100-0	1250	1310		
		300	—	0.07	34.60	27.80	7.87	2.66	—	0.00	61.7	4.69	N 70 B	325-100	1250	1320		
		400	—	0.33	34.67	27.84	7.86	2.66	—	0.00	66.5	4.34	N 100 B					
		460 ²	463	0.41	34.68	27.85	7.96	2.59	—	—	—	72.4	4.12					
		620 ²	—	0.38	34.68	27.85	7.99	2.57	—	—	—	73.8	4.06					
		780 ²	775	0.33	34.68	27.85	8.07	2.59	—	—	—	75.8	3.94					
		1200 ²	1201	0.12	34.68	27.86	8.02	2.59	—	—	—	77.2	4.33					
		1940 ¹	1943	0.11	34.67	27.87	8.08	2.59	—	—	—	78.2	4.52					
		2430 ¹	—	0.27	34.66	27.86	8.20	2.59	—	—	—	77.0	4.35					
		2920 ¹	2923	0.31	34.65	27.86	8.20	2.55	—	—	—	76.0	4.59					
		3350 ¹	—	0.34	34.65	27.86	8.19	2.55	—	—	—	72.9	4.51					
		3780 ¹	3776	0.40	34.65	27.86	8.13	2.55	—	—	—	72.7	4.70					
2375	22	0	—	0.28	34.07	27.39	—	—	—	—	—	—	TD NHP	28	1007	—	KT { Much of catch lost when net blew up in air as it was coming inboard	
																		1013
2376	23	400	—	1.36	34.68	27.79	—	2.60	—	—	—	4.25	NHP	50-0	2022	2030		
2377	24	0	—	1.26	33.88	27.16	7.98	2.19	—	0.61	23.1	7.39	TD	25	0915	—	KT DGP	
		10	—	1.19	33.88	27.16	7.99	2.19	—	0.61	22.8	—	NHP	50-0				
		20	—	1.18	33.88	27.16	7.99	2.19	—	0.60	22.4	7.33	N 70 V	50-0				
		30	—	1.15	33.88	27.16	7.99	2.19	—	0.60	22.9	—	"	100-50				
		40	—	1.09	33.88	27.17	7.99	2.19	—	0.61	22.5	7.31	"	250-100				
		50	—	1.02	33.88	27.17	7.99	2.19	—	0.61	22.4	—	"	500-250				
		60	—	0.99	33.88	27.17	7.99	2.19	—	0.60	22.9	7.31	"	750-500	—	1008		
		80	—	0.94	33.88	27.18	7.99	2.19	—	0.61	22.8	—	"	1000-750	1014	1039		
		100	—	0.91	33.88	27.18	7.98	2.19	—	0.63	23.4	7.32	N 100 H	5-0	1221	1251		
		150	—	1.19	34.03	27.28	7.94	2.32	—	0.25	24.3	6.53	N 100 B	123-0	1225	1245		
		200	—	1.52	34.22	27.40	7.88	2.57	—	0.00	35.4	5.26	N 70 B	410-200	1225	1255		
		300	—	1.92	34.42	27.53	7.84	2.76	—	0.00	43.2	4.21	N 100 B					
		400	—	2.02	34.50	27.59	7.83	2.76	—	0.00	50.9	3.95						
		590 ²	585	2.12	34.61	27.67	7.94	2.66	—	—	—	52.4	3.58					
		790 ²	—	2.09	34.69	27.73	7.96	2.60	—	—	—	53.4	3.82					
		990 ²	989	1.92	34.70	27.76	8.03	2.60	—	—	—	53.9	3.71					
		1470 ²	1472	1.62	34.73	27.81	8.04	2.47	—	—	—	57.4	4.12					
1860 ¹	1864	1.20	34.71	27.83	8.09	2.47	—	—	—	59.0	4.29							
2350 ¹	—	0.74	34.69	27.83	8.07	2.60	—	—	—	61.8	4.25							
2830 ¹	2826	0.45	34.68	27.85	8.10	2.47	—	—	—	71.8	4.28							
3300 ¹	—	0.28	34.67	27.84	8.15	2.68	—	—	—	76.9	4.18							
3780 ¹	3776	0.22	34.67	27.85	8.15	2.68	—	—	—	77.1	4.25							
2378	26	0	—	4.20	33.84	26.86	8.02	1.71	—	0.59	6.6	6.97	NHP	50-0	2014	—	KT DGP	
		10	—	4.20	33.85	26.87	8.02	1.73	—	0.61	6.6	—	N 50 V	100-0				
		20	—	4.20	33.86	26.87	8.02	1.75	—	0.61	6.7	6.91	N 70 V	50-0				
		30	—	4.20	33.86	26.87	8.02	1.75	—	0.61	6.7	—	"	100-50				
		40	—	4.18	33.86	26.88	8.02	1.71	—	0.60	6.7	6.90	"	250-100				
		50	—	4.18	33.86	26.88	8.02	1.67	—	0.61	6.8	—	"	500-250				
		60	—	4.18	33.86	26.88	8.02	1.69	—	0.61	6.7	6.89	"	750-500				
		80	—	4.13	33.86	26.88	8.03	1.69	—	0.62	6.8	—	"	1000-750	—	2128		
		100	—	4.11	33.86	26.88	8.03	1.73	—	0.64	6.9	6.87	N 70 B	139-0	2320	2340		
		150	—	3.54	33.99	27.06	7.97	2.01	—	0.00	8.0	6.42	N 100 B					
		200	—	2.74	34.06	27.18	7.96	2.26	—	0.00	9.9	6.28	N 70 B					
		300	—	2.36	34.17	27.30	7.92	2.41	—	0.00	17.8	5.59	N 100 B	450-250	2320	2350		
		400	—	2.23	34.23	27.36	7.91	2.64	—	0.00	24.3	5.16						
		580	—	2.35	34.36	27.45	7.82	2.81	—	—	—	35.7	4.35					
		770 ²	768	2.34	34.51	27.58	7.95	2.83	—	—	—	40.6	3.67					
		970 ²	—	2.36	34.60	27.64	7.97	2.76	—	—	—	44.6	3.52					
		1460 ²	1464	2.25	34.73	27.76	8.00	2.49	—	—	—	47.2	3.94					
1950 ²	—	1.89	34.77	27.82	8.00	2.49	—	—	—	48.9	4.22							
2430 ²	2426	1.50	34.75	27.84	8.04	2.53	—	—	—	56.5	4.28							
2950 ¹	2948	1.05	34.70	27.83	8.15	2.57	—	—	—	60.7	3.98							
3440 ¹	—	0.66	34.69	27.84	8.14	2.68	—	—	—	61.6	4.30							

Station	Position	Date	Hour	Sounding (metres)	WIND		SEA		Weather	Barometer (millibars)	Air Temp. °C.		Remarks
					Direction	Force (knots)	Direction	Force			Dry bulb	Wet bulb	
2378 <i>cont.</i>	46° 20' 3" S, 20° 41' 8" E	1938 23 vii											
2379	43° 13' S, 19° 59' 7" E	24 vii	2000	4985*	S	4-6	S	2	c	1013.5	6.7	5.3	low av. NW swell
2380	39° 51' 4" S, 19° 18' 3" E	25 vii	2000	5163*	NW	11-16	NW	3	bc	1004.2	16.7	15.0	low long SW swell
2381	35° 30' 2" S, 13° 44' 6" E	6 viii	2000	4877*	E × N	11-16	E × N	3	bc	1022.8	16.1	14.4	mod. av. E swell

Station	Age of moon (days)	HYDROLOGICAL OBSERVATIONS											BIOLOGICAL OBSERVATIONS				Remarks
		Depth (metres)	Depth by thermometer	Temp. °C.	S ‰	σ _t	pH	Mg.—atom m. ³				O ₂ c.c. litre	Gear	Depth (metres)	TIME		
								P	Nitrate + Nitrite N ₂	Nitrite N ₂	Si				From	To	
2378 cont.	26	3920 ¹	3923	0.27	34.68	27.86	8.15	2.68	—	—	63.9	4.19					
		4360 ¹	—	0.17	34.67	27.85	8.20	2.68	—	—	65.9	4.11					
		4790 ¹	4790	0.21	34.66	27.84	8.14	2.74	—	—	66.1	4.36					
2379	27	0	—	9.42	34.42	26.61	8.03	0.99	—	0.51	<1.7	6.16					
		10	—	9.49	34.42	26.60	8.03	0.99	—	0.50	<1.7	—					
		20	—	9.49	34.42	26.60	8.03	0.99	—	0.50	<1.7	6.11					
		30	—	9.51	34.42	26.59	8.03	0.99	—	0.51	<1.7	—					
		40	—	9.42	34.42	26.61	8.03	0.99	—	0.51	<1.7	6.12					
		50	—	9.27	34.41	26.63	8.03	1.01	—	0.51	<1.7	—					
		60	—	9.19	34.39	26.63	8.02	1.01	—	0.51	<1.7	6.14					
		80	—	9.02	34.35	26.63	8.02	1.06	—	0.54	<1.7	—					
		100	—	8.84	34.33	26.63	8.03	1.10	—	0.59	<1.7	6.15					
		150	—	8.32	34.44	26.81	7.99	1.31	—	0.00	2.9	5.53					
		200	—	7.64	34.42	26.89	7.97	1.39	—	0.00	4.2	5.46					
		300	—	6.51	34.38	27.02	7.91	1.82	—	0.00	7.1	5.07					
		400	—	5.87	34.42	27.12	7.90	2.17	—	0.00	10.6	4.79					
		580 ²	582	4.01	34.29	27.24	8.02	2.43	—	—	15.2	4.86					
		780 ²	—	3.32	34.34	27.36	7.93	2.76	—	—	25.9	4.42					
		980 ²	986	2.66	34.40	27.46	7.93	2.76	—	—	34.1	4.06					
		1480 ²	—	2.61	34.68	27.69	7.94	2.64	—	—	42.0	3.80					
		1980 ²	1976	2.58	34.78	27.78	8.07	2.24	—	—	42.9	4.11					
		2440 ¹	2448	2.40	34.80	27.80	8.23	2.13	—	—	43.6	4.05					
		2940 ¹	—	2.13	34.80	27.83	8.12	2.19	—	—	44.8	4.31					
		3440 ¹	3442	1.64	34.78	27.85	8.11	2.36	—	—	49.3	4.25					
3940 ¹	—	1.17	34.73	27.84	8.10	2.53	—	—	53.7	4.37							
4450 ¹	4451	0.81	34.70	27.83	8.15	2.53	—	—	61.2	4.13							
2380	28	0	—	18.57	35.43	25.48	8.11	0.00	—	0.36	<1.7	5.03					
		10	—	18.57	35.43	25.48	8.11	0.00	—	0.36	<1.7	—					
		20	—	18.57	35.43	25.48	8.11	0.00	—	0.36	<1.7	5.00					
		30	—	18.57	35.43	25.48	8.11	0.00	—	0.36	<1.7	—					
		40	—	18.57	35.43	25.48	8.11	0.00	—	0.37	<1.7	4.99					
		50	—	18.57	35.46	25.50	8.11	0.00	—	0.36	<1.7	—					
		60	—	18.57	35.47	25.51	8.11	0.00	—	0.36	<1.7	4.98					
		80	—	18.57	35.47	25.51	8.11	0.00	—	0.39	<1.7	—					
		100	—	18.57	35.47	25.51	8.11	0.00	—	0.34	<1.7	4.95					
		150	—	17.69	35.48	25.73	8.08	0.40	—	0.00	2.4	4.45					
		200	—	16.96	35.52	25.94	8.07	0.48	—	0.00	3.1	4.57					
		300	—	15.41	35.58	26.35	8.04	0.57	—	0.00	4.3	4.36					
		400	—	14.08	35.35	26.46	8.02	0.72	—	0.00	4.8	4.56					
		590	—	11.28	34.99	26.74	8.03	1.05	—	—	5.3	4.77					
		780 ²	782	8.27	34.63	26.96	8.11	1.54	—	—	9.7	4.12					
		970 ²	—	5.78	34.43	27.15	8.07	2.26	—	—	18.4	4.12					
		1440 ²	1435	3.05	34.59	27.58	7.99	2.68	—	—	34.8	3.55					
		1900 ²	—	2.74	34.78	27.77	8.05	2.36	—	—	36.0	4.00					
		2770 ¹	2771	2.37	34.84	27.84	8.20	2.01	—	—	37.4	4.25					
		3230 ¹	—	2.21	34.83	27.84	8.19	2.09	—	—	40.6	4.12					
		3690 ¹	3691	1.57	34.78	27.85	8.19	2.34	—	—	52.9	4.19					
4170 ¹	—	1.05	34.72	27.84	8.19	2.51	—	—	56.9	4.04							
4650 ¹	4654	0.83	34.70	27.84	8.25	2.51	—	—	61.7	3.93							
2381	10	0	—	16.66	35.48	25.98	8.08	0.27	—	0.45	<1.7	5.23					
		10	—	16.71	35.48	25.96	8.08	0.27	—	0.45	<1.7	—					
		20	—	16.71	35.48	25.96	8.08	0.27	—	0.44	<1.7	5.19					
		30	—	16.71	35.48	25.96	8.08	0.27	—	0.44	<1.7	—					
		40	—	16.66	35.48	25.98	8.08	0.27	—	0.46	<1.7	5.15					
		50	—	16.66	35.48	25.98	8.08	0.27	—	0.47	<1.7	—					
		60	—	16.61	35.48	25.99	8.08	0.27	—	0.50	<1.7	5.13					
		80	—	16.61	35.48	25.99	8.08	0.27	—	0.51	<1.7	—					
		100	—	16.61	35.48	25.99	8.07	0.27	—	0.52	<1.7	5.12					
		150	—	16.61	35.48	25.99	8.07	0.27	—	0.51	<1.7	5.10					
		200	—	16.60	35.48	25.99	8.07	0.27	—	0.49	<1.7	5.03					
		300	—	13.96	35.22	26.39	8.02	0.59	—	0.00	3.3	4.59					
		400	—	12.86	35.19	26.59	8.04	0.68	—	0.00	4.7	4.66					
590 ²	594	9.72	34.78	26.85	8.04	1.16	—	—	6.9	4.46							

Station	Position	Date	Hour	Sounding (metres)	WIND		SEA		Weather	Barometer (millibars)	Air Temp. °C.		Remarks
					Direction	Force (knots)	Direction	Force			Dry bulb	Wet bulb	
2381 <i>cont.</i>	35° 30' 2" S, 13° 44' 6" E	1938 6 viii											
2382	36° 59' 4" S, 09° 20' 8" E	7 viii	2000	5036*	NNE	4-6	NNE	I	c	1016.2	13.9	12.8	conf. swell
2383	38° 13' 3" S, 05° 40' 1" E	8 viii	2000	5194*	NNW	22-27	NNW	4	oe	1002.8	15.0	13.9	mod. av. N swell
2384	39° 16' 2" S, 02° 34' 6" E	9 viii	2000	5007*	NW	22-33	NW	5	cq	985.8	10.6	8.3	heavy av. NW swell

Station	Age of moon (days)	HYDROLOGICAL OBSERVATIONS										BIOLOGICAL OBSERVATIONS				Remarks								
		Depth (metres)	Depth by thermometer	Temp. °C.	S ‰	σ _t	pH	Mg.—atom m. ³				O ₂ c.c. litre	Gear	Depth (metres)	TIME									
								P	Nitrate + Nitrite N ₂	Nitrite N ₂	Si				From		To							
2381 cont.	10	780 ²	—	6.79	34.51	27.08	8.02	1.63	—	—	11.6	4.20												
		970 ²	965	4.44	34.33	27.23	7.99	2.24	—	—	18.2	4.35												
		1440 ²	—	3.02	34.56	27.55	7.95	2.55	—	—	33.6	3.65												
		1920 ²	1918	2.75	34.76	27.74	8.01	2.20	—	—	35.8	4.04												
		2370 ¹	2369	2.65	34.83	27.80	8.15	1.84	—	—	36.5	4.21												
		2850 ¹	—	2.44	34.84	27.83	8.10	1.82	—	—	36.8	4.50												
		3340 ¹	3339	2.26	34.85	27.85	8.15	1.82	—	—	38.4	4.42												
		3830 ¹	—	1.71	34.79	27.85	8.17	2.07	—	—	47.1	4.18												
4320 ¹	4322	1.13	34.76	27.86	8.12	2.24	—	—	63.6	4.19														
2382	11	0	—	15.26	35.38	26.23	8.07	0.34	—	0.57	<1.7	5.37												
		10	—	15.26	35.38	26.23	8.07	0.34	—	0.57	<1.7	—												
		20	—	15.26	35.38	26.23	8.07	0.34	—	0.57	<1.7	5.30												
		30	—	15.21	35.38	26.24	8.07	0.34	—	0.58	<1.7	—												
		40	—	15.21	35.38	26.24	8.07	0.34	—	0.58	<1.7	5.30												
		50	—	15.21	35.38	26.24	8.07	0.34	—	0.57	<1.7	—												
		60	—	15.21	35.38	26.24	8.07	0.34	—	0.59	<1.7	5.28												
		80	—	15.21	35.38	26.24	8.07	0.34	—	0.61	<1.7	—												
		100	—	15.21	35.38	26.24	8.07	0.34	—	0.60	<1.7	5.27												
		150	—	15.21	35.38	26.24	8.07	0.34	—	0.62	<1.7	5.26												
		200	—	15.04	35.35	26.25	8.07	0.42	—	0.48	<1.7	5.10												
		300	—	12.55	35.07	26.55	8.00	0.72	—	0.00	2.7	4.91												
		400	—	11.25	34.96	26.71	8.00	0.95	—	0.00	3.2	4.82												
		580 ²	576	7.52	34.50	26.97	8.01	1.58	—	—	5.4	4.56												
		770 ²	—	4.94	34.34	27.18	8.02	2.17	—	—	13.2	4.67												
		960 ²	966	3.88	34.33	27.28	7.98	2.51	—	—	18.9	4.46												
		1410 ²	—	2.85	34.58	27.59	7.94	2.76	—	—	31.5	3.70												
		1840 ²	1840	2.77	34.77	27.74	8.04	2.38	—	—	32.2	4.14												
		2320 ¹	2324	2.57	34.84	27.82	8.16	2.17	—	—	31.4	4.35												
		2850 ¹	—	2.41	34.85	27.83	8.12	2.11	—	—	32.2	4.56												
		3380 ¹	3390	2.20	34.85	27.85	8.12	2.13	—	—	41.1	4.49												
		3880 ¹	—	1.55	34.79	27.86	8.16	2.36	—	—	54.1	4.18												
		4380 ¹	4377	1.10	34.76	27.86	8.14	2.41	—	—	56.6	4.20												
		2383	12	0	—	15.01	35.38	26.29	8.07	0.38	—	0.19						2.5	5.34					
				10	—	15.01	35.38	26.29	8.07	0.38	—	0.19						2.5	—					
20	—			15.00	35.38	26.29	8.07	0.38	—	0.19	2.5	5.28												
30	—			15.00	35.38	26.29	8.07	0.38	—	0.19	2.5	—												
40	—			15.00	35.38	26.29	8.07	0.38	—	0.19	2.6	5.26												
50	—			15.00	35.38	26.29	8.07	0.38	—	0.19	2.6	—												
60	—			14.99	35.38	26.29	8.07	0.38	—	0.19	2.6	5.26												
80	—			14.99	35.38	26.29	8.07	0.38	—	0.19	2.5	—												
100	—			14.93	35.38	26.30	8.07	0.38	—	0.19	2.5	5.25												
150	—			14.93	35.38	26.30	8.07	0.38	—	0.19	2.8	5.26												
200	—			14.93	35.38	26.30	8.07	0.38	—	0.19	3.0	5.25												
300	—			13.94	35.36	26.50	8.03	0.63	—	0.00	4.1	4.50												
400	—			12.07	35.05	26.63	8.01	0.82	—	0.00	4.4	4.81												
550	—			8.30	34.54	26.89	7.99	1.29	—	—	5.5	5.00												
700 ²	704			6.02	34.39	27.09	8.07	1.92	—	—	9.0	4.63												
880 ²	—			4.17	34.30	27.23	8.05	2.20	—	—	12.3	4.87												
1320 ²	1322			2.98	34.38	27.42	7.96	2.60	—	—	28.3	4.07												
1750 ²	1750			2.70	34.61	27.62	8.01	2.32	—	—	26.8	4.07												
2420 ¹	2424			2.63	34.84	27.82	8.17	2.09	—	—	31.5	4.12												
2880 ¹	—			2.44	34.84	27.83	8.19	1.98	—	—	31.8	4.27												
3350 ¹	3348			2.27	34.84	27.85	8.18	2.01	—	—	33.0	4.33												
3780 ¹	—			1.79	34.79	27.84	8.16	2.26	—	—	46.7	4.19												
4220 ¹	4220			1.17	34.75	27.86	8.24	2.47	—	—	51.5	3.93												
2384	13			0	—	11.30	34.48	26.34	8.08	0.63	—	0.28	<1.7	5.96										
				10	—	11.30	34.48	26.34	8.08	0.63	—	0.28	<1.7	—										
		20	—	11.30	34.48	26.34	8.06	0.63	—	0.28	<1.7	5.90												
		30	—	11.30	34.49	26.34	8.06	0.63	—	0.28	<1.7	—												
		40	—	11.30	34.49	26.34	8.06	0.63	—	0.28	<1.7	5.89												
		50	—	11.30	34.49	26.34	8.06	0.63	—	0.27	<1.7	—												
		60	—	11.30	34.49	26.34	8.06	0.63	—	0.29	<1.7	5.88												
		80	—	11.26	34.50	26.36	8.06	0.63	—	0.30	<1.7	—												

Station	Position	Date	Hour	Sounding (metres)	WIND		SEA		Weather	Barometer (millibars)	Air Temp. °C.		Remarks
					Direction	Force (knots)	Direction	Force			Dry bulb	Wet bulb	
2384 <i>cont.</i>	39° 16.2' S, 02° 34.6' E	1938 9 viii											
2385	39° 56.9' S, 00° 14.1' E	10 viii	2000	5153*	WSW	28-33	WSW	5	0	1004.9	10.0	7.8	heavy av. WSW swell
2386	44° 04.9' S, 00° 15.4' E	12 viii	0900	4089*	W x S	22-27	W	3	bc	1003.6	7.2	6.1	conf. swell
2387	49° 08.2' S, 00° 41.5' E	14 viii	0900	4197*	NW x N	28-33	NW x N	5	od	995.7	5.0	3.3	conf. swell

Station	Age of moon (days)	HYDROLOGICAL OBSERVATIONS										BIOLOGICAL OBSERVATIONS				Remarks			
		Depth (metres)	Depth by thermometer	Temp. °C.	S ‰	σ _t	pH	Mg.—atom m. ³				O ₂ c.c. litre	Gear	Depth (metres)	TIME				
								P	Nitrate + Nitrite N ₃	Nitrite N ₂	Si				From		To		
2384 cont.	13	100	—	11.11	34.50	26.38	8.06	0.63	—	0.33	< 1.7	5.80	N 70 V	1000-750	—	2158	KT DGP		
		150	—	10.21	34.60	26.62	8.01	0.86	—	0.00	2.4	5.43	N 100 B	137-0	2315	2336			
		200	—	9.76	34.69	26.76	7.99	0.93	—	0.00	3.3	5.35	N 70 B	400-190	2315	2345			
		300	—	8.26	34.52	26.88	7.97	1.31	—	0.00	4.0	5.16	N 100 B						
		400	—	6.92	34.41	26.98	7.95	1.63	—	0.00	6.9	5.02							
		600 ²	605	4.26	34.25	27.18	8.00	2.07	—	—	9.8	5.18							
		800 ²	—	3.42	34.24	27.27	8.01	2.34	—	—	13.3	4.98							
		1000 ²	1001	2.94	34.30	27.35	7.97	2.55	—	—	22.4	4.52							
		1500 ²	—	2.66	34.60	27.61	7.92	2.62	—	—	34.3	3.76							
		2000 ²	2010	2.63	34.77	27.76	8.01	2.30	—	—	35.3	4.10							
		2500 ¹	2509	2.51	34.82	27.82	8.20	2.03	—	—	35.7	4.20							
		2990 ¹	—	2.35	34.83	27.83	8.20	2.00	—	—	39.0	4.40							
		3460 ¹	3455	2.06	34.83	27.85	8.20	2.09	—	—	41.1	4.33							
		3950 ¹	—	1.36	34.77	27.86	8.21	2.41	—	—	58.5	4.03							
4440 ¹	4440	1.08	34.70	27.83	8.15	2.55	—	—	63.2	4.08									
2385	14	0	—	10.20	34.35	26.44	8.07	0.70	—	0.42	< 1.7	6.01	NHP	50-0	2015	KT Depth estimated DGP. Net failed to close			
		50 ²	—	10.16	34.35	26.44	8.14	0.72	—	0.36	< 1.7	5.76	N 70 V	50-0					
		100 ²	—	10.00	34.35	26.47	8.09	0.70	—	0.39	< 1.7	5.67	"	100-50					
		150 ²	148	9.09	34.52	26.75	8.07	1.01	—	0.00	< 1.7	5.11	"	250-100					
		200 ²	—	8.50	34.48	26.81	8.06	1.22	—	0.00	4.0	5.18	"	500-250					
		300 ²	297	7.39	34.44	26.95	8.04	1.60	—	0.00	6.1	4.77	"	750-500					
		380 ¹	379	5.93	34.33	27.05	8.04	1.82	—	—	7.7	4.94	"	1000-750					
		570 ¹	—	4.03	34.21	27.18	8.03	2.13	—	—	10.8	5.29	"	1500-1000	—		2206		
		770 ¹	772	3.32	34.21	27.25	8.01	2.38	—	—	17.5	5.01	N 100 B	100-0	2249		2310		
		960 ¹	—	2.92	34.30	27.35	8.01	2.51	—	—	24.6	4.50	N 100 B	400-200	2249		2329		
		1430 ¹	1430	2.66	34.53	27.57	8.00	2.62	—	—	45.1	3.77	N 100 B	650-0	2249		2343		
		2386	15	0	—	7.41	34.12	26.69	8.04	1.10	—	0.60	< 1.7	6.37	NHP		50-0	0915	KT Depth estimated DGP
				10	—	7.41	34.12	26.69	8.04	1.10	—	0.61	< 1.7	—	N 70 V		50-0		
				20	—	7.41	34.12	26.69	8.04	1.10	—	0.61	< 1.7	6.30	"		100-50		
30	—			7.41	34.12	26.69	8.04	1.10	—	0.66	< 1.7	—	"	250-100					
40	—			7.41	34.12	26.69	8.04	1.10	—	0.65	< 1.7	6.29	"	500-250					
50	—			7.41	34.12	26.69	8.04	1.10	—	0.69	< 1.7	—	"	750-500					
60	—			7.41	34.12	26.69	8.04	1.10	—	0.63	< 1.7	6.27	"	1000-750					
80	—			7.41	34.12	26.69	8.04	1.10	—	0.60	< 1.7	—	"	1500-1000	—	1100			
100	—			7.45	34.13	26.70	8.04	1.10	—	0.61	< 1.7	6.24	N 100 B	99-0	1144	1204			
150	—			7.51	34.33	26.83	8.01	1.18	—	0.00	3.3	5.50	N 100 B	370-130	1144	1224			
200	—			6.33	34.32	27.00	7.97	1.52	—	0.00	4.8	5.33	N 70 B	600-350	1144	1227			
300	—			4.65	34.22	27.11	7.94	2.00	—	0.00	6.9	5.55	N 100 B						
400	—			3.93	34.15	27.15	7.96	2.17	—	0.00	7.6	5.74							
600 ²	600			3.15	34.18	27.24	8.03	2.45	—	—	11.5	5.35							
790 ²	—			2.82	34.28	27.35	8.01	2.64	—	—	22.5	4.63							
990 ²	987			2.71	34.40	27.45	7.94	2.85	—	—	28.4	4.19							
1470 ¹	1471			2.60	34.62	27.65	8.01	2.81	—	—	43.1	3.64							
1970 ¹	—	2.50	34.76	27.76	8.12	2.45	—	—	39.0	3.92									
2470 ¹	2464	2.16	34.78	27.81	8.06	2.28	—	—	43.7	4.24									
2970 ¹	—	1.74	34.77	27.83	8.11	2.34	—	—	47.2	4.17									
3470 ¹	3470	1.30	34.75	27.85	8.15	2.45	—	—	59.1	4.16									
2387	17	0	—	3.90	33.93	26.96	8.00	1.79	—	0.59	3.9	6.80	NHP	50-0	0913	Much stray on wire KT. Net torn, catch small Depth estimated. Net DGP [failed to close]			
		10	—	3.90	33.93	26.96	8.00	1.79	—	0.59	3.8	—	N 50 V	100-0					
		20	—	3.90	33.93	26.96	8.00	1.79	—	0.57	4.0	6.76	N 70 V	50-0					
		30	—	3.90	33.93	26.96	8.00	1.79	—	0.58	3.9	—	"	100-50					
		40	—	3.90	33.93	26.96	8.00	1.79	—	0.57	3.9	6.74	"	250-100					
		50	—	3.90	33.93	26.96	8.00	1.79	—	0.57	3.8	—	"	500-250					
		60	—	3.90	33.93	26.96	8.00	1.79	—	0.57	4.6	6.73	"	750-500					
		80	—	3.90	33.93	26.96	8.00	1.79	—	0.58	4.8	—	"	1000-750					
		100	—	3.85	33.94	26.98	8.00	1.79	—	0.61	5.7	6.74	"	1500-1000	—		1103		
		150	—	3.60	34.06	27.10	7.95	1.90	—	0.00	8.4	6.18	N 100 B	93-0	1155		1215		
		200	—	2.79	34.14	27.25	7.94	2.07	—	0.00	11.1	5.88	N 100 B	380-0	1155		1241		
		300	—	2.74	34.17	27.27	7.92	2.32	—	0.00	15.3	5.62	N 100 B	620-250	1155		1236		
		400	—	2.53	34.24	27.35	7.90	2.38	—	0.00	21.4	5.14							
		590 ²	—	2.40	34.38	27.47	7.94	2.53	—	—	28.2	4.26							
		780 ²	780	2.40	34.51	27.57	7.94	2.59	—	—	39.5	3.71							
		980 ¹	985	2.41	34.60	27.64	7.97	2.53	—	—	39.9	3.59							

Station	Position	Date	Hour	Sounding (metres)	WIND		SEA		Weather	Barometer (millibars)	Air Temp. °C.		Remarks
					Direction	Force (knots)	Direction	Force			Dry bulb	Wet bulb	
2387 <i>cont.</i>	49° 08' 2" S, 00° 41' 5" E	1938 14 viii											
2388	51° 32' 2" S, 00° 03' 9" E	15 viii	1000	2813*	W × S	22-27	W × S	4	o	995.5	1.1	-2.2	heavy av. W × S swell
2389	52° 35' 3" S, 00° 04' 5" E	15 viii	2000	2624*	W × N	22-27	W × N	3	os	999.6	1.4	0.5	heavy av. W swell
2390	53° 37' S, 00° 11' 5" E	16 viii	1000	2573*	WNW	17-21	WNW	3	bc	1003.9	0.0	-0.3	mod. av. W swell
2391	55° 03' 3" S, 00° 19' 1" E	16 viii	2000	1686*	NNW	28-33	NNW	4	o	992.6	0.0	0.0	conf. swell
2392	55° 59' 7" S, 00° 31' 5" E	17 viii	0900	3036*	N × W	28-33	N × W	5	os	978.0	0.6	0.6	conf. swell
2393	56° 42' 3" S, 00° 38' 3" E	17 viii	1700	3562*	NW × N	11-16	NNW	3	om	980.3	-0.8	-1.1	mod. av. N swell

Station	Age of moon (days)	HYDROLOGICAL OBSERVATIONS											BIOLOGICAL OBSERVATIONS				Remarks	
		Depth (metres)	Depth by thermometer	Temp. °C.	S ‰	σ _t	pH	Mg.—atom m. ³				O ₂ c.c. litre	Gear	Depth (metres)	TIME			
								P	Nitrate + Nitrite N ₂	Nitrite N ₂	Si				From	To		
2387 cont.	17	1480 ¹	—	2.28	34.77	27.79	8.01	2.28	—	—	42.0	4.03						
		1980 ¹	1976	1.90	34.77	27.82	8.03	2.22	—	—	43.7	4.18						
		2470 ¹	—	1.29	34.73	27.83	8.07	2.38	—	—	51.8	4.09						
		2970 ¹	2974	0.81	34.69	27.82	8.04	2.51	—	—	52.5	4.16						
2388	18	0	—	1.50	33.92	27.17	—	—	—	—	—	—						
2389	19	0	—	0.65	33.87	27.18	7.98	1.96	—	0.51	19.6	7.35						
		10	—	0.64	33.87	27.19	7.99	1.96	—	0.51	20.0	—						
		20	—	0.60	33.87	27.19	7.99	1.96	—	0.51	19.7	7.29						
		30	—	0.60	33.87	27.19	7.99	1.96	—	0.51	20.2	—						
		40	—	0.60	33.87	27.19	7.99	1.96	—	0.51	19.6	7.27						
		50	—	0.60	33.87	27.19	7.99	1.96	—	0.51	19.6	—						
		60	—	0.60	33.87	27.19	7.99	1.96	—	0.51	19.6	7.28						
		80	—	0.60	33.87	27.19	7.98	1.96	—	0.51	19.9	—						
		100	—	0.59	33.87	27.19	7.98	2.05	—	0.53	19.9	7.26						
		150	—	0.80	34.16	27.41	7.90	2.34	—	0.00	29.8	5.71						
		200	—	1.12	34.36	27.54	7.85	2.51	—	0.00	36.8	4.72						
		300	—	1.62	34.51	27.63	7.81	2.64	—	0.00	39.0	3.99						
		400	—	1.84	34.62	27.71	7.82	2.64	—	0.00	52.9	3.86						
		600	—	1.85	34.72	27.78	7.87	2.72	—	—	53.4	3.99						
		800 ¹	799	1.73	34.72	27.79	8.03	2.55	—	—	59.3	3.83						
		1000 ¹	—	1.59	34.72	27.80	8.05	2.60	—	—	60.4	3.93						
		1500 ¹	1491	1.08	34.70	27.83	8.08	2.62	—	—	67.9	4.04						
2000 ¹	—	0.64	34.69	27.83	8.05	2.66	—	—	72.1	4.18								
2500 ¹	2509	0.49	34.68	27.84	8.05	2.70	—	—	75.7	4.18								
2390	19	0	—	-0.20	33.94	27.28	—	—	—	—	—	—						
2391	20	0	—	-1.32	33.99	27.37	7.98	2.13	32.13	0.48	28.7	7.58						
		10	—	-1.33	33.99	27.37	7.99	2.13	32.13	0.48	28.9	—						
		20	—	-1.35	33.99	27.37	7.99	2.13	32.84	0.48	28.9	7.56						
		30	—	-1.35	33.99	27.37	7.99	2.13	—	0.48	29.1	—						
		40	—	-1.37	33.99	27.37	7.99	2.13	32.84	0.48	29.0	7.54						
		50	—	-1.40	33.99	27.38	7.99	2.13	—	0.48	28.7	—						
		60	—	-1.41	33.99	27.38	7.99	2.13	32.13	0.47	29.4	7.54						
		80	—	-1.49	34.00	27.38	7.99	2.13	—	0.46	29.6	—						
		100	—	-1.36	34.03	27.40	7.99	2.13	30.70	0.47	30.0	7.46						
		150	—	-0.19	34.22	27.50	7.93	2.28	35.70	0.21	38.6	6.13						
		200	—	1.30	34.50	27.64	7.81	2.62	39.26	0.00	43.4	4.42						
		300	—	1.61	34.60	27.70	7.81	2.51	—	0.00	46.1	4.08						
		400	—	1.70	34.62	27.72	7.81	2.49	37.12	0.00	49.7	4.04						
		530 ¹	525	1.72	34.70	27.78	7.96	2.49	38.55	—	53.4	3.69						
700 ¹	—	1.62	34.71	27.80	7.98	2.49	36.41	—	56.0	3.88								
890 ¹	886	1.42	34.71	27.81	7.96	2.53	35.70	—	58.2	3.96								
1370 ¹	1372	0.77	34.70	27.84	7.97	2.55	37.12	—	70.3	4.15								
2392	20	0	—	-1.60	34.13	27.49	—	—	—	—	—	—						
2393	21	0	—	-1.81	34.16	27.52	7.99	2.20	29.27	0.34	34.7	7.35						
		10	—	-1.81	34.16	27.52	7.99	2.20	28.56	0.34	35.0	—						
		20	—	-1.82	34.16	27.52	7.99	2.20	27.84	0.34	34.9	7.28						
		30	—	-1.82	34.16	27.52	7.99	2.20	—	0.34	34.7	—						
		40	—	-1.82	34.16	27.52	7.98	2.20	28.56	0.34	35.0	7.25						
		50	—	-1.82	34.16	27.52	7.98	2.20	—	0.33	35.0	—						
		60	—	-1.83	34.16	27.52	7.98	2.20	30.70	0.34	35.7	7.26						
		80	—	-1.83	34.16	27.52	7.98	2.20	—	0.34	35.9	—						
100	—	-1.85	34.22	27.57	7.98	2.20	37.84	0.34	36.7	7.10								

Station	Position	Date	Hour	Sounding (metres)	WIND		SEA		Weather	Barometer (millibars)	Air Temp. °C.		Remarks
					Direction	Force (knots)	Direction	Force			Dry bulb	Wet bulb	
2393 <i>cont.</i>	56° 42.3' S, 00° 38.3' E	1938 17 viii											
2394	57° 18.5' S, 00° 52.2' E	18 viii	0900	4354*	NW	11-16	NW	3	bc	982.5	-1.7	-1.7	mod. short NNW swell
2395	56° 48.9' S, 01° 59.5' E	18 viii	1500	3590*	WNW	22-27	NW × W	4	bc	991.6	-1.1	-1.4	heavy short NNW swell
2396	56° 17.7' S, 03° 07.9' E	18 viii	2200	3621*	NW × W	22-27	NW × W	3	b	1000.5	-1.1	-1.7	heavy short NW swell
2397	55° 29.6' S, 04° 52.7' E	19 viii	0900	3217*	N × W	28-33	N × W	4	bcs	996.4	-0.6	-1.1	heavy short NW swell
2398	55° 01.4' S, 05° 56.3' E	19 viii	1500	2780*	N	28-33	N × E	5	om	993.7	-0.1	-0.7	conf. swell
2399	54° 47.1' S, 06° 31.3' E	19 viii	2000	3323*	NNW	28-33	NNW	5	os	981.7	0.0	0.0	conf. swell
2400	54° 29.3' S, 07° 23.7' E	20 viii	0900	3798*	NW × W	22-27	NW × W	4	om	981.1	-0.6	-1.1	conf. swell

Station	Age of moon (days)	HYDROLOGICAL OBSERVATIONS											BIOLOGICAL OBSERVATIONS				Remarks	
		Depth (metres)	Depth by thermometer	Temp. °C.	S ‰	σ _t	pH	Mg.—atom m. ³				O ₂ c.c. litre	Gear	Depth (metres)	TIME			
								P	Nitrate + Nitrite N ₁	Nitrite N ₂	Si				From	To		
2393 <i>cont.</i>	21	150	—	-1.39	34.26	27.59	7.95	2.20	37.84	0.21	40.9	6.59	N 100 B	128-0	1954	2014	Depth estimated	
		200	—	0.00	34.51	27.74	7.88	2.40	36.41	0.00	44.4	5.08	N 100 B	550-225	1954	2034	Depth estimated	
		300	—	0.59	34.64	27.81	7.88	2.62	—	0.00	53.4	4.54	N 70 B	950-600	1954	2037	Depth estimated	
		400	—	0.73	34.69	27.83	7.88	2.72	36.41	0.00	64.6	4.42	N 100 B					
		580 ²	581 ¹	0.58	34.69	27.84	7.93	2.78	35.70	—	64.0	4.27						
		780 ²	—	0.50	34.69	27.84	7.94	2.78	37.12	—	64.5	4.27						
		990 ²	993	0.35	34.68	27.84	7.96	2.74	37.12	—	66.1	4.26						
		1500 ¹	1497	0.14	34.67	27.85	8.04	2.74	36.41	—	67.4	4.29						
		2000 ¹	—	-0.04	34.67	27.86	8.08	2.74	35.70	—	69.1	4.47						
		2500 ¹	2514	-0.24	34.66	27.86	8.05	2.74	—	—	74.0	4.71						
		3000 ¹	—	-0.31	34.66	27.87	8.05	2.74	34.98	—	77.0	4.78						
		3500 ¹	3497	-0.39	34.66	27.87	8.10	2.74	42.83	—	75.1	4.86						
		2394	21	0	—	-1.80	34.23	27.58	—	—	—	—	—	—	TD	27	0904	
														NHP	50-0			
														N 50 V	100-0	—	0917	
														N 100 H	5-0	0922	0947	
														N 70 B N 100 B	106-0	0924	0944	KT
2395	22	0	—	-1.70	34.21	27.55	—	—	—	—	—	—	N 100 H	5-0	1508	1534		
														N 70 B	84-0	1511	1531	KT
														N 100 B				
2396	23	0	—	-1.65	34.15	27.51	—	—	—	—	—	—	NHP	50-0	2208			
														N 50 V	100-0	—	2218	
														N 100 H	5-0	2235	2305	
														N 70 B N 100 B	109-0	2236	2256	KT
														TYFB	350-250	2236	2306	DGP. Closing depth estimated
2397	23	0	—	-1.40	33.99	27.38	—	—	—	—	—	—	TD	35	0905			
														NHP	50-0			
														N 50 V	100-0	—	0918	
														N 100 H	5-0	0922	0949	
														N 70 B N 100 B	126-0	0925	0945	KT
2398	23	0	—	-1.50	34.14	27.50	—	—	—	—	—	—	N 100 H	5-0	1508	1534		
														N 70 B	109-0	1512	1532	KT
														N 100 B				
2399	24	0	—	-1.71	34.13	27.49	7.97	2.22	—	0.46	36.7	7.76	NHP	50-0	2042			
		10	—	-1.71	34.13	27.49	7.97	2.22	—	0.46	36.4	—	N 70 V	50-0				
		20	—	-1.71	34.13	27.49	7.97	2.22	—	0.46	36.5	7.63	"	100-50				
		30	—	-1.71	34.13	27.49	7.98	2.22	—	0.46	36.4	—	"	250-100				
		40	—	-1.71	34.13	27.49	7.98	2.22	—	0.46	36.5	7.59	"	500-250				
		50	—	-1.71	34.13	27.49	7.98	2.22	—	0.46	36.5	—	"	750-500				
		60	—	-1.71	34.13	27.49	7.98	2.22	—	0.46	36.7	7.57	"	1000-750			2158	
		80	—	-1.71	34.13	27.49	7.98	2.22	—	0.46	36.8	—	N 100 H	5-0	2259	2330		
		100	—	-1.71	34.16	27.51	7.98	2.22	—	0.44	37.6	7.56	N 100 B	98-0	2302	2322	KT	
		150	—	-0.21	34.35	27.62	7.92	2.30	—	0.19	40.8	5.79	N 70 B	300-150	2302	2332	DGP	
		200	—	1.10	34.60	27.73	7.87	2.43	—	0.00	49.5	4.40	N 100 B					
		300	—	1.43	34.69	27.78	7.88	2.51	—	0.00	53.2	4.14						
		400	—	1.42	34.69	27.78	7.89	2.55	—	0.00	58.0	4.24						
		600 ²	597	1.17	34.70	27.81	7.95	2.55	—	—	61.0	4.17						
		800 ²	—	0.86	34.70	27.83	7.93	2.55	—	—	65.5	4.24						
		1000 ²	1009	0.64	34.69	27.83	7.95	2.59	—	—	66.7	4.28						
1500 ¹	1498	0.32	34.68	27.85	8.03	2.68	—	—	75.1	4.29								
2000 ¹	1990	0.10	34.67	27.85	8.03	2.70	—	—	77.1	4.56								
2500 ¹	—	-0.05	34.66	27.85	8.04	2.70	—	—	75.9	4.63								
3000 ¹	3009	-0.19	34.66	27.86	8.08	2.70	—	—	75.2	4.68								
2400	24	0	—	-1.20	34.15	27.50	—	—	—	—	—	—	TD	27	0909			
														NHP	50-0	—	0920	
														N 100 B	100-0	0932	0952	KT. Net not fishing properly
														N 100 H	5-0	0933	0955	

Station	Position	Date	Hour	Sounding (metres)	WIND		SEA		Weather	Barometer (millibars)	Air Temp. °C.		Remarks
					Direction	Force (knots)	Direction	Force			Dry bulb	Wet bulb	
2401	53° 50.9' S, 08° 31.5' E	1938 20 viii	1500	4197*	WNW	7-10	WNW	3	c	985.5	-1.7	-2.2	conf. swell
2402	53° 15.3' S, 09° 22.9' E	20 viii	2200	3943*	W × N	7-10	W × N	2	bc	991.4	0.0	-1.1	conf. swell
2403	52° 16.4' S, 10° 44.1' E	21 viii	0900	3478*	W × N	17-21	W	4	bcs	993.2	-0.8	-2.2	mod. av. W swell
2404	52° 50.9' S, 11° 56.5' E	21 viii	1500	2478*	SW × W	34-40	WSW	5	bcs p	992.4	-1.1	-2.8	heavy short W swell
2405	53° 23.3' S, 13° 05.2' E	21 viii	2200	3253*	NW × W	22-27	NW × W	4	os	994.8	0.0	-0.6	mod. av. NW swell
2406	53° 53.4' S, 14° 14.6' E	22 viii	0900	4078*	NW × W	22-27	NW × W	4	om	1000.8	-0.6	-0.8	mod. av. W swell
2407	54° 27' S, 15° 27.2' E	22 viii	1500	4696*	W	11-16	W	3	om	1000.2	-1.1	-1.1	mod. av. W swell
2408	54° 52.4' S, 16° 22.2' E	22 viii	2000	4528*	WNW	11-16	WNW	3	o	998.6	-1.3	-1.7	mod. av. W swell
2409	55° 31.5' S, 17° 53.2' E	23 viii	0900	4455*	NE	28-33	NE	4	os	971.6	-0.6	-0.6	conf. swell
2410	56° 02.3' S, 19° 01.6' E	23 viii	1500	4813*	NE	28-33	NE	5	os	963.2	0.0	-0.6	conf. swell

Station	Age of moon (days)	HYDROLOGICAL OBSERVATIONS											BIOLOGICAL OBSERVATIONS				Remarks	
		Depth (metres)	Depth by thermometer	Temp. °C.	S /	σ _t	pH	Mg.—atom m. ³				O ₂ c.c. litre	Gear	Depth (metres)	TIME			
								P	Nitrate + Nitrite N ₂	Nitrite N ₂	Si				From	To		
2401	24	0	—	-1.04	34.09	27.44	—	—	—	—	—	—	N 100 H N 100 B	5-0 110-0	1505 1508	1530 1528	KT	
2402	25	0	—	-0.40	33.99	27.34	—	—	—	—	—	—	NHP N 50 V N 100 H N 70 B N 100 B TYFB	50-0 100-0 5-0 99-0 350-210	2203 — 2225 2229 2229	2212 2254 2249 2259	KT DGP	
2403	25	0	—	0.50	33.98	27.28	—	—	—	—	—	—	TD NHP N 50 V N 100 H N 70 B N 100 B	39 50-0 100-0 5-0 164-0	0905 — 0921 0925	0916 0946 0945	KT	
2404	25	0	—	-0.80	34.10	27.44	—	—	—	—	—	—	N 100 B	104-0	1510	1530	KT	
2405	26	0	—	-1.20	34.15	27.50	—	—	—	—	—	—	NHP N 50 V N 100 H N 100 B TYFB	50-0 100-0 5-0 97-0 290-160	2210 — 2233 2236 2236	2220 2258 2256 2307	Depth estimated DGP	
2406	26	0	—	-1.46	34.16	27.51	—	—	—	—	—	—	TD NHP N 50 V N 100 H N 70 B N 100 B	38 50-0 100-0 5-0 106-0	0907 — 0924 0928	— 0919 0952 0948	-1 hour KT	
2407	26	0	—	-1.10	34.11	27.46	—	—	—	—	—	—	N 100 H N 100 B	5-0 95-0	1505 1508	1531 1528	KT	
2408	27	0	—	-1.21	34.13	27.48	7.97	2.22	—	0.36	37.1	7.72	NHP N 50 V N 70 V	50-0 100-0 50-0	2010	—	—	—
		10	—	-1.21	34.13	27.48	7.97	2.22	—	0.36	37.1	—	—	100-50	—	—	—	—
		20	—	-1.21	34.13	27.48	7.97	2.22	—	0.36	37.0	7.65	—	250-100	—	—	—	—
		30	—	-1.21	34.13	27.48	7.97	2.22	—	0.36	37.1	—	—	500-250	—	—	—	—
		40	—	-1.21	34.13	27.48	7.97	2.22	—	0.36	37.4	7.60	—	750-500	—	—	—	—
		50	—	-1.21	34.13	27.48	7.96	2.22	—	0.37	37.5	—	—	1000-750	—	—	—	—
		60	—	-1.20	34.13	27.48	7.96	2.22	—	0.36	37.9	7.56	—	—	—	—	—	—
		80	—	-1.20	34.13	27.48	7.96	2.22	—	0.36	37.8	—	—	—	—	—	—	—
		100	—	-1.20	34.15	27.50	7.95	2.26	—	0.35	38.2	7.43	N 100 H	5-0	2245	2310	—	
		150	—	0.20	34.42	27.64	7.88	2.41	—	0.05	44.4	5.42	N 70 B	108-0	2248	2308	KT	
		200	—	0.93	34.53	27.70	7.86	2.60	—	0.00	52.0	4.57	N 100 B	—	—	—	—	
		300	—	1.22	34.64	27.77	7.85	2.60	—	0.00	54.8	4.26	TYFB	310-200	2248	2319	DGP	
		400	—	1.21	34.69	27.80	7.87	2.57	—	0.00	60.4	4.31	—	—	—	—	—	
		600 ²	596	1.01	34.69	27.82	7.93	2.55	—	—	60.5	4.18	—	—	—	—	—	
		800 ²	—	0.80	34.69	27.82	7.93	2.57	—	—	65.3	4.19	—	—	—	—	—	
		1000 ²	1004	0.52	34.68	27.84	7.93	2.59	—	—	67.6	4.21	—	—	—	—	—	
		1500 ²	1508	0.31	34.68	27.85	7.93	2.66	—	—	72.1	4.43	—	—	—	—	—	
		2000 ¹	1993	0.08	34.67	27.86	7.99	2.66	—	—	72.8	4.51	—	—	—	—	—	
		2500 ¹	—	-0.09	34.66	27.86	8.09	2.70	—	—	74.9	4.60	—	—	—	—	—	
		3000 ¹	3003	-0.20	34.66	27.86	8.04	2.70	—	—	75.5	4.67	—	—	—	—	—	
		3500 ¹	—	-0.24	34.66	27.86	8.08	2.74	—	—	73.6	4.67	—	—	—	—	—	
		4000 ¹	4009	-0.28	34.66	27.87	8.03	2.74	—	—	71.8	4.87	—	—	—	—	—	
2409	27	0	—	-1.50	34.05	27.42	—	—	—	—	—	—	TD NHP N 50 V N 100 H N 70 B N 100 B	30 50-0 100-0 5-0 125-0	0912 — 0927 0930	— 0923 0954 0950	KT	
2410	27	0	—	-1.60	34.06	27.43	—	—	—	—	—	—	N 100 H N 100 B	5-0 91-0	1507 1510	1531 1530	KT	

Station	Position	Date	Hour	Sounding (metres)	WIND		SEA		Weather	Barometer (millibars)	Air Temp. °C.		Remarks
					Direction	Force (knots)	Direction	Force			Dry bulb	Wet bulb	
2411	56° 25' S, 19° 54.7' E	1938 23 viii	2200	4506*	NW	7-10	N	3	os	951.6	-1.4	-1.4	conf. swell
2412	55° 41.9' S, 20° 29.4' E	24 viii	2000	4711*	WNW	17-21	WNW	3	bcs	979.6	-2.5	-3.6	mod. av. W swell
2413	54° 25.7' S, 20° 21.6' E	25 viii	1000	3544*	N	22-27	N	4	os	974.2	-1.6	-1.7	conf. swell
2414	53° 11.6' S, 20° 25.9' E	25 viii	2000	2712*	Lt airs	1-3	—	1	os	977.6	-1.3	-1.6	heavy av. NW swell
2415	51° 44.2' S, 20° 49' E	26 viii	1000	4096*	NW x W	22-27	NW x W	4	bc	982.8	0.8	0.0	heavy av. WNW swell

Station	Age of moon (days)	HYDROLOGICAL OBSERVATIONS											BIOLOGICAL OBSERVATIONS				Remarks
		Depth (metres)	Depth by thermometer	Temp. °C.	S ‰	σ _t	pH	Mg.—atom m. ³				O ₂ c.c. litre	Gear	Depth (metres)	TIME		
								P	Nitrate + Nitrite N ₂	Nitrite N ₂	Si				From	To	
2411	28	0	—	-1.70	34.06	27.43	—	—	—	—	—	—	NHP	50-0	2208	—	KT DGP
													N 50 V	100-0	—	2218	
													N 100 H	5-0	2232	2300	
													N 70 B	135-0	2235	2255	
													N 100 B				
													TYFB	500-250	2235	2307	
2412	29	0	—	-1.80	34.01	27.40	7.98	2.20	—	0.40	40.2	7.70	NHP	50-0	2015	—	KT DGP. N 70 may not have fished properly. Nets failed to close
		10	—	-1.76	34.06	27.44	7.98	2.20	—	0.41	39.9	—	N 50 V	100-0	—	—	
		20	—	-1.76	34.06	27.44	7.98	2.20	—	0.41	40.0	7.65	N 70 V	50-0	—	—	
		30	—	-1.76	34.06	27.44	7.98	2.20	—	0.40	39.9	—	„	100-50	—	—	
		40	—	-1.76	34.06	27.44	7.98	2.20	—	0.41	40.2	7.63	„	250-100	—	—	
		50	—	-1.76	34.06	27.44	7.97	2.20	—	0.41	39.9	—	„	500-250	—	—	
		60	—	-1.71	34.06	27.43	7.97	2.20	—	0.41	39.8	7.62	„	750-500	—	—	
		80	—	-1.71	34.06	27.43	7.97	2.20	—	0.40	40.4	—	„	1000-750	—	2130	
		100	—	-1.71	34.06	27.43	7.97	2.20	—	0.40	42.5	7.62	N 100 H	5-0	2315	2345	
		150	—	-1.40	34.09	27.45	7.96	2.20	—	0.39	43.8	7.40	N 100 B	107-0	2318	2340	
		200	—	-0.20	34.44	27.69	7.88	2.36	—	0.00	53.7	5.34	N 70 B	370-0	2318	2355	
		300	—	0.68	34.64	27.80	7.87	2.49	—	0.00	64.3	4.44	N 100 B				
		400	—	0.73	34.70	27.84	7.88	2.55	—	0.00	66.5	4.42	„	—	—	—	
		590 ²	589	0.60	34.70	27.85	7.98	2.60	—	—	68.7	4.07	„	—	—	—	
		790 ²	—	0.49	34.69	27.84	7.99	2.59	—	—	73.7	3.95	„	—	—	—	
		1000 ²	998	0.37	34.69	27.85	7.99	2.59	—	—	75.6	3.98	„	—	—	—	
		1500 ²	—	0.14	34.69	27.86	8.00	2.66	—	—	78.2	4.39	„	—	—	—	
		2000 ²	2003	-0.04	34.68	27.87	7.99	2.66	—	—	77.7	4.82	„	—	—	—	
		2500 ¹	2501	-0.17	34.68	27.88	8.06	2.55	—	—	77.1	4.56	„	—	—	—	
		2990 ¹	—	-0.30	34.66	27.87	8.12	2.66	—	—	78.4	4.64	„	—	—	—	
		3490 ¹	3486	-0.32	34.66	27.87	8.19	2.68	—	—	77.0	4.54	„	—	—	—	
		3980 ¹	—	-0.36	34.66	27.87	8.18	2.68	—	—	79.7	4.66	„	—	—	—	
		4480 ¹	4481	-0.31	34.66	27.87	8.12	2.68	—	—	78.3	4.78	„	—	—	—	
2413	0	0	—	-1.10	34.06	27.42	—	—	—	—	—	—	TD	35	1002	—	KT
													NHP	50-0	—	—	
													N 50 V	100-0	—	1015	
													N 100 H	5-0	1020	1045	
													N 70 B	146-0	1023	1043	
													N 100 B				
2414	I	0	—	-0.91	34.07	27.42	8.00	2.24	—	0.43	34.3	7.55	NHP	50-0	2008	—	Big stray on wire KT DGP. Nets failed to close
		10	—	-0.91	34.07	27.42	8.00	2.24	—	0.43	36.4	—	N 50 V	100-0	—	—	
		20	—	-0.91	34.07	27.42	8.00	2.24	—	0.43	36.8	7.54	N 70 V	50-0	—	—	
		30	—	-0.91	34.07	27.42	8.00	2.24	—	0.44	36.5	—	„	100-50	—	—	
		40	—	-0.91	34.07	27.42	8.00	2.24	—	0.43	36.5	7.49	„	250-100	—	—	
		50	—	-0.91	34.07	27.42	8.00	2.24	—	0.44	36.7	—	„	500-250	—	—	
		60	—	-0.91	34.07	27.42	8.00	2.24	—	0.44	36.4	7.50	„	750-500	—	—	
		80	—	-0.91	34.07	27.42	7.98	2.24	—	0.43	36.5	—	„	1000-750	—	2128	
		100	—	-0.90	34.07	27.42	7.98	2.24	—	0.42	36.8	7.50	N 100 H	5-0	2143	2213	
		150	—	-0.81	34.13	27.46	7.98	2.24	—	0.42	38.2	7.33	N 70 B	110-0	2147	2207	
		200	—	0.48	34.42	27.62	7.91	2.47	—	0.00	49.0	5.21	N 100 B				
		300	—	1.31	34.61	27.74	7.87	2.55	—	0.00	51.3	4.15	N 70 B	400-0	2147	2221	
		400	—	1.39	34.68	27.78	7.89	2.55	—	0.00	52.3	4.15	N 100 B				
		580	—	1.13	34.70	27.81	7.91	2.55	—	—	58.6	4.28	„	—	—	—	
		780 ¹	783	0.93	34.69	27.82	8.03	2.47	—	—	63.0	4.09	„	—	—	—	
		990 ¹	—	0.66	34.69	27.83	8.01	2.55	—	—	64.9	4.05	„	—	—	—	
		1500 ¹	1500	0.40	34.68	27.85	8.00	2.60	—	—	69.8	4.20	„	—	—	—	
		2000 ¹	—	0.19	34.66	27.84	8.06	2.66	—	—	73.1	4.31	„	—	—	—	
		2500 ¹	2502	-0.01	34.66	27.85	8.03	2.70	—	—	74.2	4.54	„	—	—	—	
2415	I	0	—	0.30	33.94	27.25	—	—	—	—	—	—	TD	29	1005	—	KT
													NHP	50-0	—	—	
													N 50 V	100-0	—	1017	
													N 100 H	5-0	1021	1048	
													N 70 B	121-0	1025	1045	
													N 100 B				

Station	Position	Date	Hour	Sounding (metres)	WIND		SEA		Weather	Barometer (millibars)	Air Temp. °C.		Remarks
					Direction	Force (knots)	Direction	Force			Dry bulb	Wet bulb	
2416	50° 15' 5" S, 20° 43' 7" E	1938 26 viii	2000	4510*	W	22-27	W	4	b	989.0	0.6	0.0	heavy short WNW swell
2417	47° 47' 5" S, 20° 22' 5" E	27-28 viii	2000	4978*	W	28-33	NW	3	o	997.6	3.9	2.2	conf. swell
			0000	—	N x W	7-10	NW	3	o	—	—	—	conf. swell
2418	43° 17' 4" S, 19° 24' 4" E	29 viii	0900	4956*	NE	7-10	NE	2	bc	994.2	8.3	5.6	conf. swell

Station	Age of moon (days)	HYDROLOGICAL OBSERVATIONS											BIOLOGICAL OBSERVATIONS				Remarks		
		Depth (metres)	Depth by thermometer	Temp. °C.	S ‰	σt	pH	Mg.—atom m. ³				O ₂ c.c. litre	Gear	Depth (metres)	TIME				
								P	Nitrate + Nitrite N ₂	Nitrite N ₂	Si				From	To			
2416	2	0	—	1.13	33.87	27.15	8.00	2.07	—	0.49	17.2	7.28	NHP	50-0	2012				
		10	—	1.15	33.87	27.15	8.00	2.07	—	0.50	16.9	—	N 50 V	100-0					
		20	—	1.15	33.87	27.15	8.00	2.07	—	0.50	17.1	7.24	N 70 V	50-0					
		30	—	1.14	33.87	27.15	8.00	2.07	—	0.50	17.0	—	"	100-50					
		40	—	1.10	33.87	27.16	8.00	2.07	—	0.51	16.9	7.23	"	250-100					
		50	—	1.01	33.87	27.16	8.00	2.07	—	0.52	17.3	—	"	500-250					
		60	—	0.99	33.87	27.16	8.00	2.07	—	0.54	21.1	7.25	"	750-500					
		80	—	0.89	33.87	27.17	8.00	2.07	—	0.54	21.7	—	"	1000-750					
		100	—	0.81	33.87	27.18	7.99	2.07	—	0.54	24.9	7.29	N 100 H	5-0					
		150	—	0.38	33.91	27.23	8.00	2.13	—	0.54	25.9	7.30	N 100 B	101-0					
		200	—	0.40	34.04	27.33	7.95	2.28	—	0.26	30.3	6.72	N 70 B	300-150			2248	2319	Depth estimated
		300	—	1.63	34.33	27.49	7.86	2.66	—	0.00	36.4	4.67	N 100 B						
		400	—	1.92	34.43	27.55	7.83	2.66	—	0.00	42.2	4.04							
		600 ²	595	2.07	34.60	27.66	7.92	2.66	—	—	46.4	3.62							
		800 ²	—	2.03	34.68	27.74	7.93	2.53	—	—	48.1	3.77							
		1000 ²	1008	1.92	34.70	27.75	7.95	2.47	—	—	50.8	3.85							
		1490 ²	1494	1.56	34.72	27.80	7.97	2.40	—	—	54.8	4.16							
		1980 ¹	1980	1.02	34.70	27.83	8.07	2.47	—	—	58.2	4.13							
2470 ¹	—	0.67	34.69	27.83	8.00	2.60	—	—	71.7	4.31									
2970 ¹	2968	0.47	34.69	27.84	8.06	2.64	—	—	72.9	4.23									
3470 ¹	—	0.26	34.67	27.85	8.07	2.64	—	—	75.1	4.47									
3960 ¹	3964	0.20	34.67	27.85	8.09	2.64	—	—	78.6	4.43									
2417	3	0	—	4.20	33.89	26.90	8.04	1.65	—	0.56	5.6	6.80	NHP	50-0	2016				
		10	—	4.20	33.89	26.90	8.04	1.65	—	0.56	5.6	—	N 70 V	50-0					
		20	—	4.20	33.89	26.90	8.04	1.65	—	0.58	5.7	6.77	"	100-50					
		30	—	4.20	33.89	26.90	8.02	1.65	—	0.59	5.7	—	"	250-100					
		40	—	4.20	33.89	26.90	8.02	1.65	—	0.58	5.7	6.74	"	500-250					
		50	—	4.20	33.89	26.90	8.02	1.65	—	0.59	5.8	—	"	750-500					
		60	—	4.20	33.89	26.90	8.02	1.65	—	0.59	5.8	6.73	"	1000-750					
		80	—	4.20	33.89	26.90	8.02	1.65	—	0.60	5.9	—	N 100 B	325-275					
		100	—	4.20	33.89	26.90	8.02	1.65	—	0.61	5.9	6.74	N 100 B	275-0					
		150	—	3.51	33.89	26.97	8.04	1.69	—	0.55	7.3	6.79							
		200	—	3.51	34.00	27.06	7.99	1.75	—	0.00	10.9	6.36							
		300	—	3.23	34.14	27.21	7.94	2.19	—	0.00	13.3	5.85							
		400	—	2.93	34.15	27.24	7.92	2.28	—	0.00	18.8	5.50							
		590 ²	585	2.50	34.28	27.38	7.95	2.47	—	—	28.6	4.67							
		780 ²	—	2.51	34.41	27.48	7.94	2.62	—	—	40.0	3.94							
		980 ²	982	2.45	34.51	27.57	7.92	2.64	—	—	43.9	3.76							
		1460 ²	—	2.45	34.68	27.70	7.93	2.36	—	—	47.0	3.94							
		1940 ²	1944	2.28	34.78	27.80	7.99	2.11	—	—	49.1	4.27							
2380 ¹	2381	1.88	34.78	27.83	8.11	2.30	—	—	55.7	4.16									
2850 ¹	—	1.50	34.74	27.83	8.07	2.34	—	—	57.6	4.26									
3330 ¹	3328	1.04	34.70	27.83	8.11	2.62	—	—	60.4	4.22									
3800 ¹	—	0.69	34.68	27.83	8.14	2.64	—	—	70.9	4.18									
4270 ¹	4270	0.26	34.66	27.84	8.09	2.66	—	—	71.6	4.42									
2418	4	0	—	11.41	34.90	26.64	8.04	0.84	—	0.27	3.3	5.63	NHP	50-0	0908				
		10	—	11.41	34.90	26.64	8.04	0.84	—	0.27	3.3	—	N 50 V	100-0					
		20	—	11.42	34.90	26.64	8.05	0.84	—	0.27	3.3	5.61	N 70 V	50-0					
		30	—	11.43	34.90	26.64	8.05	0.84	—	0.28	3.4	—	"	100-50					
		40	—	11.42	34.90	26.64	8.05	0.84	—	0.27	3.4	5.60	"	250-100					
		50	—	11.42	34.90	26.64	8.05	0.84	—	0.28	3.4	—	"	500-250					
		60	—	11.41	34.90	26.64	8.06	0.84	—	0.29	3.4	5.25	"	750-500					
		80	—	11.41	34.90	26.64	8.04	0.84	—	0.28	3.4	—	"	1000-750					
		100	—	11.41	34.90	26.64	8.06	0.84	—	0.28	3.3	5.25	N 70 B	130-0			1158	1219	Depth estimated
		150	—	11.40	34.90	26.65	8.06	0.84	—	0.28	3.4	5.58	N 100 B						
		200	—	11.34	34.87	26.64	8.04	0.84	—	0.26	3.5	5.58	N 70 B	390-275			1158	1228	DGP
		300	—	10.05	34.77	26.78	7.96	1.24	—	0.00	5.6	4.86	N 100 B						
		400	—	8.07	34.64	27.00	7.94	1.62	—	—	11.1	4.52							
		520 ²	515	5.12	34.26	27.10	7.99	2.00	—	—	11.4	5.06							
		600 ²	—	4.48	34.33	27.23	8.00	2.41	—	—	17.4	4.50							
		860 ²	859	3.39	34.35	27.36	7.99	2.59	—	—	25.6	4.12							
		1350 ²	—	2.87	34.60	27.61	7.96	2.59	—	—	39.5	3.63							
		1890 ²	1887	2.58	34.78	27.77	8.00	2.15	—	—	39.3	4.27							
2470 ¹	2471	2.42	34.82	27.82	8.10	2.05	—	—	37.5	4.45									

Station	Position	Date	Hour	Sounding (metres)	WIND		SEA		Weather	Barometer (millibars)	Air Temp. °C.		Remarks
					Direction	Force (knots)	Direction	Force			Dry bulb	Wet bulb	
2418 <i>cont.</i>	43° 17.4' S, 19° 24.4' E	1938 29 viii											
2419	38° 46.5' S, 19° 00.6' E	30 viii	1600	4819*	Lt airs	1-3	—	1	b	1021.7	13.3	8.0	heavy short W swell
2420	35° 11.3' S, 14° 09.5' E	15 ix	2000	4698*	W	4-6	W	2	b	1028.6	13.9	12.8	conf. swell
2421	36° 17.7' S, 10° 32.9' E	16 ix	2000	5064*	W × N	4-6	W × N	2	c	1023.8	12.2	11.1	low long WSW swell

Station	Age of moon (days)	HYDROLOGICAL OBSERVATIONS											BIOLOGICAL OBSERVATIONS				Remarks				
		Depth (metres)	Depth by thermometer	Temp. °C.	S ‰	σ _t	pH	Mg.—atom m. ³				O ₂ c.c. litre	Gear	Depth (metres)	TIME						
								P	Nitrate + Nitrite N ₄	Nitrite N ₂	Si				From	To					
2418 cont.	4	2960 ¹	—	2.25	34.80	27.82	8.16	2.05	—	—	38.2	4.42									
		3450 ¹	3449	1.80	34.78	27.83	8.12	2.24	—	—	51.8	4.32									
		3940 ¹	—	1.20	34.72	27.83	8.12	2.45	—	—	56.4	4.25									
		4430 ¹	—	0.76	34.69	27.83	8.02	2.62	—	—	72.1	4.35									
2419	5	0	—	16.11	35.46	26.09	8.08	0.38	—	0.33	2.6	5.09	NHP	50-0	1610						
		10	—	16.11	35.46	26.09	8.08	0.38	—	0.33	2.6	—	N 50 V	100-0							
		20	—	16.11	35.46	26.09	8.08	0.38	—	0.33	2.7	5.03	N 70 V	50-0							
		30	—	16.11	35.46	26.09	8.08	0.38	—	0.33	2.5	—	..	100-50							
		40	—	16.11	35.46	26.09	8.08	0.38	—	0.33	2.5	5.00	..	250-100							
		50	—	16.11	35.46	26.09	8.08	0.38	—	0.34	2.5	—	..	500-250							
		60	—	16.11	35.46	26.09	8.08	0.38	—	0.34	2.6	5.01	..	750-500							
		80	—	16.11	35.46	26.09	8.08	0.38	—	0.36	2.6	—	..	1000-750				—	1728		
		100	—	16.11	35.46	26.09	8.08	0.38	—	0.36	2.6	5.01	N 70 B	109-0				1857	1917	KT	
		150	—	16.11	35.46	26.09	8.08	0.38	—	0.36	2.7	4.93	N 100 B								
		200	—	15.75	35.45	26.17	8.07	0.48	—	0.16	3.5	4.76	N 70 B	310-0				1857	1934	DGP. N 70 B failed to close	
		300	—	14.56	35.39	26.38	8.02	0.67	—	0.00	4.5	4.43	N 100 B	310-250				1857	1927		
		400	—	12.96	35.17	26.56	8.03	0.72	—	0.00	4.7	4.69									
		550 ²	554	10.64	34.91	26.80	8.11	1.12	—	—	6.7	4.53									
		740 ²	—	7.29	34.52	27.02	8.09	1.71	—	—	10.5	4.48									
		930 ²	933	4.66	34.28	27.17	8.04	2.19	—	—	11.9	4.83									
		1390 ²	—	3.31	34.50	27.48	8.01	2.66	—	—	33.4	3.63									
		1840 ²	1842	2.76	34.72	27.67	7.97	2.41	—	—	39.5	3.91									
		2320 ¹	2324	2.67	34.83	27.80	8.10	2.05	—	—	35.8	4.30									
		2790 ¹	—	2.44	34.84	27.83	8.15	2.00	—	—	35.5	4.42									
3250 ¹	3251	2.15	34.83	27.85	8.17	1.94	—	—	36.9	4.48											
3720 ¹	—	1.57	34.78	27.85	8.15	2.17	—	—	48.2	4.39											
4190 ¹	4193	0.99	34.74	27.86	8.12	2.24	—	—	52.9	4.31											
2420	22	0	—	15.71	35.47	26.20	8.18	0.34	—	0.32	<1.7	5.44	NHP	50-0	2008	—	- 2 hours				
		10	—	15.71	35.47	26.20	8.20	0.34	—	0.32	<1.7	—	N 50 V	100-0							
		20	—	15.61	35.47	26.22	8.20	0.34	—	0.32	<1.7	5.39	N 70 V	50-0				2027			
		30	—	15.56	35.47	26.23	8.20	0.34	—	0.34	<1.7	—	..	100-50							
		40	—	15.51	35.47	26.24	8.20	0.34	—	0.40	<1.7	5.33	..	250-100							
		50	—	15.51	35.47	26.24	8.20	0.34	—	0.44	<1.7	—	..	500-250							
		60	—	15.51	35.47	26.24	8.18	0.34	—	0.43	<1.7	5.29	..	750-500							
		80	—	15.51	35.47	26.24	8.18	0.34	—	0.48	<1.7	—	..	1000-750				—	2145		
		100	—	15.51	35.47	26.24	8.18	0.34	—	0.46	<1.7	5.29	N 70 B	122-0				2312	2332	KT	
		150	—	15.31	35.41	26.24	8.19	0.42	—	0.46	<1.7	5.14	N 100 B								
		200	—	14.89	35.33	26.27	8.16	0.42	—	0.29	2.1	5.02	TYFB	400-280				2312	2343	DGP	
		300	—	13.35	35.28	26.55	8.13	0.70	—	0.00	2.6	4.64									
		400	—	11.81	35.06	26.69	8.10	0.91	—	0.00	4.4	4.71									
		600 ²	599	8.50	34.68	26.97	8.13	1.35	—	—	7.9	4.27									
		790 ²	—	5.15	34.37	27.18	8.12	2.09	—	—	12.9	4.44									
		980 ²	984	3.76	34.35	27.32	8.10	2.47	—	—	21.1	4.23									
		1470 ²	—	2.91	34.61	27.61	8.01	2.59	—	—	35.5	3.71									
		1970 ²	1966	2.72	34.79	27.77	8.09	2.07	—	—	33.6	4.35									
		2160 ¹	2161	2.71	34.82	27.80	8.17	1.96	—	—	33.6	4.44									
		2600 ¹	—	2.48	34.84	27.83	8.15	1.90	—	—	33.3	4.68									
3030 ¹	3034	2.32	34.86	27.85	8.21	1.75	—	—	35.2	4.60											
3490 ¹	—	2.07	34.81	27.84	8.21	2.01	—	—	40.4	4.58											
3960 ¹	3961	1.32	34.72	27.82	8.16	2.24	—	—	44.4	4.37											
2421	23	0	—	13.10	35.00	26.39	8.18	0.49	—	0.22	<1.7	5.72	NHP	50-0	2009	—	- 1 hour				
		10	—	13.10	35.00	26.39	8.18	0.49	—	0.22	<1.7	—	N 50 V	100-0							
		20	—	13.00	35.00	26.41	8.18	0.49	—	0.23	<1.7	5.66	N 70 V	50-0							
		30	—	13.00	35.00	26.41	8.18	0.49	—	0.23	<1.7	—	..	100-50							
		40	—	12.95	35.00	26.42	8.18	0.49	—	0.23	<1.7	5.62	..	250-100							
		50	—	12.90	35.00	26.43	8.18	0.49	—	0.24	<1.7	—	..	500-250							
		60	—	12.90	35.00	26.43	8.18	0.49	—	0.24	<1.7	5.61	..	750-500							
		80	—	12.90	35.00	26.43	8.18	0.49	—	0.25	<1.7	—	..	1000-750				—	2140		
		100	—	12.85	35.00	26.44	8.18	0.49	—	0.26	<1.7	5.61	N 70 B	128-0				2302	2322	KT	
		150	—	12.80	34.98	26.45	8.18	0.49	—	0.26	<1.7	5.59	N 100 B								
		200	—	12.68	34.98	26.47	8.15	0.55	—	0.19	<1.7	5.35	TYFB	340-160				2302	2331	DGP	
		300	—	10.88	34.80	26.67	8.11	0.89	—	0.00	2.5	5.08									
400	—	9.54	34.71	26.83	8.09	1.20	—	0.00	4.2	5.05											

Station	Position	Date	Hour	Sounding (metres)	WIND		SEA		Weather	Barometer (millibars)	Air Temp. °C.		Remarks
					Direction	Force (knots)	Direction	Force			Dry bulb	Wet bulb	
2421 <i>cont.</i>	36° 17.7' S, 10° 32.9' E	1938 16 ix											
2422	37° 32.5' S, 07° 08.8' E	17 ix	2000	4985*	SE	11-16	SSE	4	c	1025.7	10.0	8.3	conf. SE and SW swells
2423	38° 50.9' S, 03° 25.1' E	18 ix	2000	5051*	NE	17-21	NE	4	or	1017.1	12.2	11.9	mod. av. SE swell
2424	39° 53.7' S, 00° 38.9' E	19 ix	1400	4961*	N	11-16	N x W	3	bc	1006.9	11.7	10.6	low av. N swell

Station	Age of moon (days)	HYDROLOGICAL OBSERVATIONS											BIOLOGICAL OBSERVATIONS				Remarks
		Depth (metres)	Depth by thermometer	Temp. °C.	S ‰	σ _t	pH	Mg.—atom m. ³				O ₂ c.c. litre	Gear	Depth (metres)	TIME		
								P	Nitrate + Nitrite N ₃	Nitrite N ₂	Si				From	To	
2421 cont.	23	580 ²	583	6.67	34.44	27.05	8.10	1.69	—	—	7.8	4.62					
		780 ²	—	4.86	34.35	27.20	8.09	2.20	—	—	15.7	4.65					
		980 ²	980	3.69	34.35	27.33	8.06	2.55	—	—	24.5	4.44					
		1470 ²	—	2.85	34.61	27.61	8.04	2.66	—	—	39.6	3.74					
		1960 ²	1956	2.75	34.79	27.76	8.05	2.20	—	—	36.5	4.29					
		2380 ¹	2376	2.63	34.84	27.82	8.15	2.03	—	—	34.1	4.47					
		2870 ¹	—	2.44	34.85	27.83	8.24	1.90	—	—	35.0	4.49					
		3370 ¹	3370	2.28	34.87	27.86	8.20	2.00	—	—	35.7	4.69					
		3840 ¹	—	1.78	34.79	27.84	8.26	2.17	—	—	44.4	4.39					
		4310 ¹	4314	1.15	34.72	27.83	8.23	2.34	—	—	51.2	4.23					
		2422	24	0	—	11.72	34.69	26.42	8.16	0.44	—	0.16	<1.7	5.89	NHP	50-0	2013
10	—			11.72	34.69	26.42	8.16	0.44	—	0.16	<1.7	—	N 50 V	100-0			
20	—			11.72	34.69	26.42	8.16	0.44	—	0.16	<1.7	5.86	N 70 V	50-0			
30	—			11.72	34.69	26.42	8.16	0.44	—	0.16	<1.7	—	..	100-50			
40	—			11.72	34.69	26.42	8.16	0.44	—	0.16	<1.7	5.84	..	250-100			
50	—			11.72	34.69	26.42	8.16	0.44	—	0.16	<1.7	—	..	500-250			
60	—			11.61	34.69	26.44	8.16	0.44	—	0.16	<1.7	5.81	..	750-500			
80	—			11.59	34.69	26.45	8.17	0.44	—	0.19	<1.7	—	..	1000-750			
100	—			11.56	34.69	26.45	8.17	0.53	—	0.19	<1.7	5.73	N 70 B	91-0			
150	—			11.30	34.86	26.63	8.12	0.78	—	0.00	<1.7	5.22	N 100 B	2310			
200	—			10.95	34.89	26.72	8.12	0.91	—	0.00	2.5	5.10	TYFB	2310			
300	—			9.06	34.61	26.83	8.11	1.24	—	0.00	3.5	5.13		2330			
400	—			7.78	34.52	26.95	8.05	1.48	—	0.00	5.8	4.87		2340			
570 ²	573			5.11	34.31	27.14	8.10	1.98	—	—	9.7	4.95		KT			
760 ²	—			3.83	34.26	27.24	8.11	2.20	—	—	14.9	5.06		DGP			
950 ²	954			3.04	34.28	27.33	8.11	2.49	—	—	23.0	4.71					
1430 ²	—			2.70	34.60	27.61	8.01	2.64	—	—	39.2	3.86					
1920 ²	1916			2.64	34.78	27.77	8.06	2.32	—	—	36.1	4.28					
2460 ¹	2461			2.50	34.85	27.83	8.15	2.03	—	—	34.4	4.52					
2960 ¹	—			2.36	34.86	27.85	8.13	2.00	—	—	36.5	4.83					
3460 ¹	3463			2.02	34.81	27.85	8.16	2.05	—	—	45.5	4.55					
3950 ¹	—	1.26	34.76	27.85	8.18	2.41	—	—	54.1	4.49							
4430 ¹	4430	1.06	34.71	27.84	8.17	2.41	—	—	56.7	4.42							
2423	25	0	—	10.52	34.45	26.45	8.16	0.80	—	0.22	<1.7	6.07	NHP	50-0	2010		
		10	—	10.53	34.45	26.45	8.16	0.80	—	0.22	<1.7	—	N 50 V	100-0			
		20	—	10.13	34.45	26.52	8.16	0.80	—	0.24	<1.7	6.08	N 70 V	50-0			
		30	—	10.12	34.45	26.52	8.16	0.80	—	0.24	<1.7	—	..	100-50			
		40	—	10.12	34.45	26.52	8.16	0.80	—	0.24	<1.7	6.05	..	250-100			
		50	—	10.12	34.45	26.52	8.16	0.80	—	0.25	<1.7	—	..	500-250			
		60	—	10.12	34.45	26.52	8.16	0.80	—	0.25	<1.7	6.04	..	750-500			
		80	—	10.12	34.45	26.52	8.16	0.80	—	0.26	<1.7	—	..	1000-750			
		100	—	10.01	34.45	26.54	8.15	0.82	—	0.29	<1.7	5.99	N 70 B	116-0			
		150	—	9.83	34.45	26.57	8.15	0.84	—	0.36	<1.7	5.96	N 100 B	2302			
		200	—	9.93	34.58	26.66	8.11	1.06	—	0.00	<1.7	5.51	TYFB	2302			
		300	—	8.93	34.61	26.85	8.08	1.24	—	0.00	3.2	5.20		2332			
		400	—	7.93	34.52	26.93	8.07	1.60	—	0.00	5.9	4.99		DGP			
		560 ²	557	5.07	34.28	27.12	8.08	2.13	—	—	9.9	5.06					
		750 ²	—	3.79	34.23	27.22	8.11	2.34	—	—	16.3	5.10					
		950 ²	950	3.11	34.27	27.32	8.12	2.64	—	—	21.9	4.74					
		1440 ²	—	2.71	34.53	27.56	8.03	2.74	—	—	42.2	3.91					
		1930 ²	1929	2.66	34.74	27.73	8.04	2.51	—	—	40.7	4.13					
		2480 ¹	2483	2.51	34.83	27.82	8.15	2.20	—	—	39.0	4.50					
		2970 ¹	—	2.37	34.84	27.84	8.15	2.13	—	—	38.7	4.69					
		3460 ¹	—	2.15	34.82	27.85	8.21	2.30	—	—	40.0	4.50					
3950 ¹	—	1.49	34.76	27.84	8.17	2.38	—	—	56.0	4.46							
4430 ¹	4431	1.06	34.70	27.83	8.18	2.43	—	—	54.1	4.43							
2424	25	0	—	9.91	34.42	26.54	8.17	0.84	11.42	0.21	<1.7	6.14	NHP	50-0	1417		GMT
		10	—	9.91	34.42	26.54	8.17	0.84	10.71	0.21	<1.7	—	N 50 V	100-0			
		20	—	9.82	34.42	26.55	8.17	0.84	10.71	0.21	<1.7	6.12	N 70 V	50-0			
		30	—	9.82	34.42	26.55	8.17	0.80	—	0.21	<1.7	—	..	100-50			
		40	—	9.82	34.42	26.55	8.17	0.84	11.42	0.21	<1.7	6.10	..	250-100			
		50	—	9.82	34.42	26.55	8.17	0.84	—	0.21	<1.7	—	..	500-250			
		60	—	9.81	34.42	26.55	8.17	0.84	12.14	0.21	<1.7	6.07	..	750-500			

Station	Position	Date	Hour	Sounding (metres)	WIND		SEA		Weather	Barometer (millibars)	Air Temp. °C.		Remarks
					Direction	Force (knots)	Direction	Force			Dry bulb	Wet bulb	
2424 <i>cont.</i>	39° 53.7' S, 00° 38.9' E	1938 19 ix											
2425	43° 28.4' S, 00° 41.1' E	20 ix	1600	4345*	WSW	20	WSW	4	bc	1009.4	6.7	4.2	mod. av. W swell
2426	46° 58.4' S, 00° 53.2' E	21 ix	1600	3879*	WNW	24	WNW	4	od	973.8	4.1	3.9	heavy short conf. W swell
2427	50° 48.7' S, 00° 39.8' E	23 ix	1000	3504*	W × N	34-40	W × N	7	o	994.3	2.8	1.7	heavy av. W swell

Station	Age of moon (days)	HYDROLOGICAL OBSERVATIONS										BIOLOGICAL OBSERVATIONS				Remarks	
		Depth (metres)	Depth by thermometer	Temp. °C.	S	σ _t	pH	Mg.—atom m. ³				O ₂ c.c. litre	Gear	Depth (metres)	TIME		
								P	Nitrate + Nitrite N ₂	Nitrite N ₂	Si				From		To
2424 cont.	25	80	—	9.79	34.43	26.57	8.17	0.84	—	0.22	< 1.7	—	N 70 V	1000-750	—	1606	KT Depth estimated DGP. Some of catch lost as N70B was coming inbound
		100	—	9.64	34.45	26.60	8.16	0.84	11.42	0.26	< 1.7	5.95	..	1500-1000	—		
		150	—	9.54	34.51	26.66	8.14	0.93	13.56	0.18	2.2	5.69	N 70 B	138-0	1656	1716	
		200	—	8.86	34.56	26.81	8.10	1.20	17.85	0.00	3.0	5.46	N 100 B	460-240	1656	1736	
		300	—	7.42	34.42	26.92	8.06	1.52	—	0.00	4.8	5.24	N 100 B	750-550	1656	1738	
		400	—	6.06	34.34	27.05	8.02	1.79	25.70	0.00	7.5	5.13	N 70 B				
		580 ²	583	3.99	34.19	27.17	8.10	2.17	34.98	—	12.5	5.36	N 100 B				
		780 ²	—	3.17	34.24	27.29	8.16	2.47	38.55	—	16.4	4.97					
		980 ²	978	2.89	34.33	27.38	8.05	2.59	36.41	—	25.7	4.49					
		1480 ²	—	2.67	34.58	27.60	8.04	2.78	38.55	—	37.5	3.84					
		1980 ²	1976	2.61	34.76	27.75	8.02	2.47	36.41	—	36.0	4.23					
		2460 ¹	2456	2.49	34.83	27.82	8.11	2.20	—	—	34.9	4.52					
		2940 ¹	—	2.31	34.84	27.84	8.17	2.15	33.55	—	34.0	4.63					
		3420 ¹	3420	2.09	34.84	27.86	8.16	2.22	—	—	36.2	4.57					
		3910 ¹	—	1.45	34.77	27.85	8.18	2.51	34.98	—	48.2	4.38					
		4410 ¹	4408	1.03	34.72	27.84	8.14	2.64	37.84	—	61.6	4.39					
		2425	26	0	—	8.95	34.43	26.70	8.14	0.87	25.70	0.36	< 1.7	6.15	NHP	50-0	
10	—			8.95	34.43	26.70	8.14	0.87	12.85	0.36	< 1.7	—	N 50 V	100-0			
20	—			9.00	34.43	26.70	8.14	0.87	12.85	0.36	< 1.7	6.10	N 70 V	50-0			
30	—			9.00	34.45	26.70	8.14	0.87	—	0.36	< 1.7	—	..	100-50			
40	—			8.98	34.45	26.71	8.14	0.87	13.56	0.36	< 1.7	6.08	..	250-0			
50	—			8.98	34.45	26.71	8.14	0.87	—	0.36	< 1.7	—	..	250-100			
60	—			8.94	34.45	26.71	8.14	0.87	12.85	0.36	< 1.7	6.08	..	500-250			
80	—			8.93	34.45	26.72	8.14	0.87	—	0.37	< 1.7	—	..	750-500			
100	—			8.93	34.45	26.72	8.14	0.87	14.28	0.37	< 1.7	6.06	..	1000-750			
150	—			8.92	34.45	26.72	8.14	0.87	13.56	0.36	< 1.7	6.03	..	1500-1000			
200	—			8.92	34.49	26.75	8.14	0.89	15.71	0.36	2.1	5.98	N 100 B	128-0	1838	1858	
300	—			7.68	34.45	26.91	8.05	1.37	—	0.00	3.6	5.23	N 100 B	520-270	1838	1919	
400	—			6.45	34.37	27.02	8.04	1.69	27.84	0.00	6.4	5.12	N 70 B	850-600	1838	1922	
600 ²	602			4.25	34.23	27.17	8.05	2.07	35.70	—	11.6	5.37	N 100 B				
800 ²	—			3.39	34.23	27.26	8.08	2.30	39.98	—	17.6	5.13					
1000 ²	1000			2.95	34.32	27.37	8.04	2.49	37.84	—	25.3	4.67					
1500 ²	1499			2.66	34.58	27.60	7.98	2.55	39.26	—	38.8	3.93					
1990 ¹	1992	2.59	34.72	27.72	8.10	2.32	37.12	—	38.6	4.06							
2490 ¹	—	2.32	34.79	27.80	8.05	2.17	—	—	38.6	4.36							
2980 ¹	2978	1.93	34.78	27.83	8.09	2.11	35.70	—	44.3	4.40							
3480 ¹	—	1.44	34.76	27.84	8.11	2.34	—	—	56.4	4.32							
3980 ¹	3976	0.95	34.70	27.83	8.10	2.41	37.84	—	64.8	4.42							
2426	27	0	—	4.00	33.95	26.97	8.10	1.75	24.27	0.39	6.6	6.90	NHP	50-0	1614		
		10	—	4.00	33.95	26.97	8.10	1.75	24.99	0.39	6.7	—	N 70 V	50-0			
		20	—	4.00	33.95	26.97	8.10	1.75	24.27	0.39	6.7	6.84	..	100-50			
		30	—	4.00	33.95	26.98	8.10	1.75	—	0.39	6.6	—	..	250-100			
		40	—	4.00	33.96	26.98	8.10	1.75	25.70	0.39	6.6	6.83	..	500-250			
		50	—	4.00	33.96	26.98	8.10	1.75	—	0.39	6.7	—	..	750-500			
		60	—	4.00	33.96	26.98	8.10	1.75	24.99	0.40	6.7	6.83	..	1000-750			
		80	—	4.00	33.96	26.98	8.10	1.75	—	0.40	6.7	—	..	1500-1000			
		100	—	4.00	33.97	26.99	8.09	1.75	25.70	0.41	6.7	6.80	N 100 B	119-0	1910	1932	
		150	—	3.90	34.00	27.02	8.09	1.75	25.70	0.24	7.1	6.49	N 100 B	500-230	1910	1950	
		200	—	3.52	34.15	27.19	8.03	1.88	29.98	0.00	9.7	5.99	N 100 B	850-510	1910	1953	
		300	—	2.83	34.14	27.24	8.03	2.38	—	0.00	13.5	5.82					
		400	—	2.60	34.22	27.31	8.01	2.41	33.55	0.00	19.7	5.44					
		580 ²	584	2.27	34.33	27.43	8.01	2.49	36.41	—	26.0	4.50					
		780 ²	—	2.50	34.50	27.55	8.00	2.68	37.12	—	42.0	3.90					
		970 ²	969	2.44	34.60	27.63	8.00	2.68	37.12	—	42.7	3.77					
		1480 ¹	1475	2.36	34.76	27.77	8.11	2.40	37.12	—	44.5	4.05					
1980 ¹	—	2.00	34.77	27.81	8.12	2.36	31.41	—	49.7	4.26							
2480 ¹	2489	1.47	34.75	27.84	8.13	2.38	—	—	54.8	4.22							
2970 ¹	—	1.07	34.73	27.85	8.13	2.43	32.84	—	62.1	4.34							
3450 ¹	3450	0.69	34.70	27.85	8.11	2.55	33.55	—	65.8	4.42							
2427	0	0	—	1.80	33.96	27.18	—	—	—	—	—	—	TD	15	1005		
														NHP	50-0	—	1013
														N 100 H	5-0	1020	1046
														N 100 B	84-0	1023	1043

Station	Position	Date	Hour	Sounding (metres)	WIND		SEA		Weather	Barometer (millibars)	Air Temp. °C.		Remarks
					Direction	Force (knots)	Direction	Force			Dry bulb	Wet bulb	
2428	51° 57.7' S, 00° 35.8' E	1938 23 ix	2000	3142*	WNW	28-33	WNW	6	or	992.9	2.2	1.7	heavy av. W x N swell
2429	53° 15.8' S, 00° 31.1' E	24 ix	1000	2661*	WNW	34-40	WNW	7	bc	984.0	-0.8	-0.8	heavy short WNW swell
2430	54° 14.1' S, 00° 29' E	24 ix	2000	2690*	WNW	17-21	WNW	5	os	994.4	-2.7	-2.8	heavy av. W swell
			2336	—	WSW	17-21	WSW	5	os	—	—	—	heavy av. W swell
2431	55° 26.2' S, 00° 25.5' E	25 ix	1000	2617*	N	11-16	N	3	o	986.4	-1.9	-3.3	mod. long W x N swell
2432	55° 36.7' S, 00° 30.4' E (on edge of pack ice)	25 ix	1300	3215*	NNE	11-16	NNE	3	os	982.3	-2.0	-2.8	mod. long W swell

Station	Age of moon (days)	HYDROLOGICAL OBSERVATIONS											BIOLOGICAL OBSERVATIONS				Remarks		
		Depth (metres)	Depth by thermometer	Temp. °C.	S. / ‰	σ _t	pH	Mg.—atom m. ³				O ₂ c.c. litre	Gear	Depth (metres)	TIME				
								P	Nitrate + Nitrite N ₂	Nitrite N ₂	Si				From	To			
2428	0	0	—	0.79	33.95	27.24	8.09	2.09	30.70	0.33	21.0	7.33	NHP N 70 V	50-0	2200				
		10	—	0.79	33.95	27.24	8.10	2.09	30.70	0.33	20.6	—		—		50-0			
		20	—	0.79	33.95	27.24	8.10	2.09	29.98	0.33	20.9	7.27		..		100-50			
		30	—	0.79	33.95	27.25	8.10	2.09	—	0.33	20.5	—		..		250-100			
		40	—	0.79	33.95	27.25	8.10	2.09	30.70	0.34	21.1	7.28		..		500-250			
		50	—	0.79	33.95	27.25	8.10	2.09	—	0.35	20.6	—		..		750-500			
		60	—	0.79	33.95	27.25	8.10	2.09	30.70	0.36	20.5	7.25		..		1000-750			
		80	—	0.79	33.95	27.25	8.10	2.09	—	0.35	21.1	—		..		1500-1000	—	2209	
		100	—	0.79	33.95	27.25	8.10	2.09	29.98	0.35	21.0	7.26		..		126-0	2241	2305	KT
		150	—	1.07	34.05	27.30	8.06	—	30.70	0.21	24.8	6.62		..		1000-0	2241	2333	DGP. Net failed to close
		200	—	1.36	34.33	27.50	8.00	—	37.84	0.00	44.2	4.98		..					
		300	—	1.71	34.49	27.60	7.95	—	—	0.00	46.7	4.21		..					
		400	—	1.92	34.57	27.66	7.95	—	37.84	0.00	48.7	3.94		..					
		570 ¹	565 ¹	2.01	34.62	27.70	8.05	—	37.84	—	57.9	3.71		..					
		750 ¹	—	1.95	34.70	27.76	8.08	—	38.55	—	59.9	3.82		..					
940 ¹	943 ¹	1.88	34.72	27.78	8.07	—	38.55	—	61.1	3.97	..								
1430 ¹	1429 ¹	1.46	34.73	27.82	8.10	—	37.12	—	67.6	4.17	..								
2429	I	0	—	0.22	33.88	27.24	—	—	—	—	—	—	TD NHP N 100 B	20	1010				
		50-0	—	—	—	—	—	—	—	—	—	—		—	1015				
		97-0	1022	1042	Depth estimated														
2430	I	0	—	0.99	34.00	27.36	8.08	2.07	30.70	0.26	31.6	7.51	NHP N 50 V N 70 V	50-0	2011				
		10	—	0.99	34.00	27.36	8.09	2.07	31.41	0.26	31.6	—		..		100-0			
		20	—	0.99	34.00	27.36	8.09	2.07	31.41	0.26	31.4	7.45		..		50-0			
		30	—	0.99	34.00	27.36	8.09	2.07	—	0.26	31.6	—		..		100-50			
		40	—	1.00	34.00	27.36	8.09	2.07	30.70	0.26	31.6	7.44		..		250-100			
		50	—	1.01	34.00	27.36	8.09	2.07	—	0.27	31.9	—		..		500-250			
		60	—	1.10	34.00	27.37	8.09	2.07	30.70	0.27	32.2	7.45		..		750-500			
		80	—	1.11	34.02	27.39	8.08	2.07	—	0.25	32.2	—		..		1000-750			
		100	—	0.60	34.15	27.48	8.06	2.07	31.41	0.16	36.7	6.59		..		1500-1000	—	2209	
		150	—	0.50	34.34	27.57	8.00	2.28	32.84	0.00	48.3	5.14		..		5-0	2234	2308	
		200	—	0.81	34.50	27.67	7.97	2.28	37.84	0.00	53.7	4.64		..		117-0	2242	2302	KT
		300	—	1.56	34.61	27.71	7.93	2.28	—	0.00	56.7	4.01		..		460-370	2242	2322	Depth estimated
		400	—	1.52	34.68	27.78	7.95	2.28	37.84	0.00	57.6	4.06		..		750-600	2242	2325	DGP
		550 ¹	550	1.55	34.69	27.77	8.02	2.19	38.55	—	60.2	4.05		..					
		750 ¹	—	1.46	34.70	27.80	8.05	2.19	39.26	—	64.5	4.09		..					
950 ¹	949	1.25	34.71	27.82	8.05	2.19	37.84	—	70.2	4.18	..								
1460 ¹	1461	0.63	34.70	27.84	8.02	2.24	38.55	—	80.8	4.50	..								
2431	2	0	—	1.60	34.08	27.45	—	—	—	—	—	—	TD NHP N 50 V N 100 H N 70 B N 100 B	39	1003				
		50-0	—	—	—	—	—	—	—	—	—	—		—	—	1016			
		100-0	—	—	—	—	—	—	—	—	—	—		—	—	1020	1047		
		5-0	1020	1047															
135-0	1023	1043	KT																
2432	2	0	—	1.82	34.13	27.49	8.07	2.07	30.70	0.25	39.6	7.24	NHP N 50 V N 70 V	50-0	1313				
		10	—	1.82	34.13	27.49	8.07	2.07	31.41	0.25	38.6	—		..		100-0			
		20	—	1.82	34.13	27.49	8.07	2.07	31.41	0.25	38.6	7.28		..		50-0			
		30	—	1.82	34.13	27.49	8.07	2.07	—	0.25	39.0	—		..		100-50			
		40	—	1.82	34.13	27.49	8.08	2.07	31.41	0.25	39.0	7.29		..		250-100			
		50	—	1.82	34.13	27.49	8.09	2.07	—	0.26	39.1	—		..		500-250			
		60	—	1.82	34.13	27.49	8.09	2.07	32.84	0.26	39.3	7.28		..		750-500			
		80	—	1.82	34.13	27.49	8.09	1.98	—	0.25	39.7	—		..		1000-750			
		100	—	1.82	34.13	27.49	8.08	1.90	32.84	0.25	39.3	7.27		..		1500-1000	—	1542	
		150	—	1.81	34.14	27.51	8.07	1.96	37.84	0.25	39.3	7.21		..		5-0	1605	1634	
		200	—	0.11	34.33	27.59	8.03	1.98	39.26	0.09	45.3	5.69		..		121-0	1609	1629	KT
		300	—	1.42	34.60	27.71	7.95	2.15	—	0.00	46.9	4.19		..					
		400	—	1.60	34.66	27.75	7.98	2.15	39.26	0.00	55.0	4.11		..		450-220	1609	1648	Depth estimated
		590 ²	590	1.48	34.69	27.78	8.00	2.28	39.98	—	58.8	4.07		..		700-500	1609	1651	DGP
		790 ²	—	1.33	34.70	27.81	8.00	2.15	39.26	—	62.6	4.22		..					
		980 ¹	981	1.09	34.70	27.82	8.09	2.09	39.98	—	65.9	4.09		..					
		1470 ¹	—	0.60	34.69	27.84	8.08	2.15	39.98	—	70.8	4.28		..					
1970 ¹	1965	0.30	34.68	27.85	8.11	2.15	38.55	—	77.1	4.43	..								
2470 ¹	—	0.09	34.67	27.86	8.06	2.15	—	—	79.8	4.66	..								
2970 ¹	2974	0.04	34.66	27.85	8.15	2.20	38.55	—	81.8	4.59	..								

Station	Position	Date	Hour	Sounding (metres)	WIND		SEA		Weather	Barometer (millibars)	Air Temp. °C.		Remarks
					Direction	Force (knots)	Direction	Force			Dry bulb	Wet bulb	
2433	54° 24' S, 02° 57' E	1938 26 ix	0900	1585*	WNW	22-27	WNW	5	bc	996.6	0.0	-1.7	heavy av. W swell
2434	53° 46' S, 04 17' E	26 ix	1500	1724*	NW × W	17-21	NW × W	4	bc	997.9	-0.3	-1.1	heavy av. WNW swell
2435	53° 19' S, 05° 16' E	26 ix	2000	2964*	NW	11-16	NW	3	bc	999.9	0.0	-0.6	mod. av. WNW swell
2436	52° 37' S, 06° 51' E	27 ix	0900	3237*	NW	7-10	NW	3	bc	998.5	0.6	-0.6	mod. av. WNW swell
2437	52° 01' S, 07° 57' E	27 ix	1500	3976*	WNW	11-16	WNW	3	b	998.5	1.7	0.3	low av. W swell
2438	51° 25' S, 08° 52' E	27 ix	2200	4384*	WNW	11-16	WNW	3	bc	999.3	1.3	0.0	low av. WNW swell
2439	50° 33' S, 10° 09' E	28 ix	0900	3851*	WNW	17-21	WNW	4	o	1002.4	2.2	0.6	mod. av. WNW swell
2440	51° 10' S, 11° 15' E	28 ix	1500	3659*	NNW	17-21	conf.	—	osp	999.5	1.7	1.1	mod. av. WSW swell
2441	51° 45' S, 12° 14' E	28 ix	2200	3840*	NW × W	28-33	NW × W	6	oqd	988.1	2.4	1.7	conf. NW swell
2442	52° 30' S, 13° 33' E	29 ix	0900	3478*	N	11-16	N	4	os	975.0	0.8	0.4	conf. swell
2443	53° 06' S, 14° 40' E	29 ix	1500	4329*	NE	7-10	conf.	—	os	970.6	-0.8	-1.1	conf. swell

Station	Age of moon (days)	HYDROLOGICAL OBSERVATIONS											BIOLOGICAL OBSERVATIONS				Remarks	
		Depth (metres)	Depth by thermometer	Temp. °C.	S ‰	σ _t	pH	Mg.—atom m. ³				O ₂ c.c. litre	Gear	Depth (metres)	TIME			
								P	Nitrate + Nitrite N ₂	Nitrite N ₂	Si				From	To		
2433	3	0	—	-1.20	34.04	27.41	—	—	—	—	—	—	—	TD NHP N 100 B	33 50-0 120-0	0905 — 0931	0923 0951	KT
2434	3	0	—	-1.28	34.06	27.42	—	—	—	—	—	—	—	N 100 H N 70 B N 100 B	5-0 95-0	1506 1500	1531 1529	KT
2435	3	0	—	-0.79	34.00	27.36	8.09	2.09	—	0.31	32.2	7.54	—	NHP N 50 V N 70 V	50-0 100-0 50-0	2014		
		10	—	-0.79	34.00	27.36	8.09	2.09	—	0.31	32.1	—	—	N 70 V	50-0			
		20	—	-0.79	34.00	27.36	8.09	2.09	—	0.30	32.5	7.49	—	"	100-50			
		30	—	-0.79	34.00	27.36	8.09	2.09	—	0.31	32.3	—	—	"	250-100			
		40	—	-0.79	34.00	27.36	8.09	2.09	—	0.31	32.2	7.47	—	"	500-250			
		50	—	-0.79	34.00	27.36	8.09	2.09	—	0.31	32.0	—	—	"	750-500			
		60	—	-0.79	34.00	27.36	8.09	2.09	—	0.31	32.0	7.41	—	"	1000-750			
		80	—	-0.81	34.01	27.37	8.09	2.09	—	0.30	32.6	—	—	"	5-0	2133	2133	
		100	—	-0.81	34.04	27.40	8.09	2.09	—	0.30	32.9	7.40	—	N 100 H N 70 B	2151	2216		
		150	—	-0.72	34.06	27.40	8.07	2.09	—	0.26	34.8	7.13	—	N 100 B	114-0	2154	2214	KT
		200	—	1.02	34.42	27.59	7.96	2.26	—	0.00	53.8	4.63	—	TYFB	400-200	2154	2224	DGP
		300	—	1.61	34.60	27.71	7.93	2.40	—	0.00	55.5	3.96	—					
		400	—	1.61	34.63	27.73	7.95	2.28	—	0.00	57.1	4.02	—					
		590	—	1.64	34.69	27.78	8.00	2.28	—	—	60.7	4.09	—					
		780 ¹	779	1.40	34.71	27.81	8.05	2.11	—	—	65.8	4.05	—					
		980 ¹	—	1.15	34.71	27.83	8.07	2.05	—	—	69.7	4.06	—					
		1480 ¹	1487	0.63	34.69	27.83	8.05	2.20	—	—	70.8	4.21	—					
		1980 ¹	—	0.36	34.68	27.85	8.09	2.20	—	—	82.2	4.30	—					
		2480 ¹	2475	0.17	34.68	27.86	8.06	2.20	—	—	82.5	4.53	—					
2436	4	0	—	-0.10	33.98	27.32	—	—	—	—	—	—	—	TD NHP N 50 V N 100 H N 70 B N 100 B	27 50-0 100-0 5-0 146-0	0907 — 0927 0930	0917 0953	KT
2437	4	0	—	1.08	33.94	27.21	—	—	—	—	—	—	—	N 70 B N 100 B	108-0	1508	1528	KT
2438	4	0	—	1.00	33.97	27.24	—	—	—	—	—	—	—	NHP N 50 V N 100 H N 70 B N 100 B TYFB	50-0 100-0 5-0 117-0 360-200	2205 — 2232 2235 2235	2213 2259 2255 2306	KT DGP
2439	5	0	—	1.50	33.97	27.21	—	—	—	—	—	—	—	TD NHP N 50 V N 70 B N 100 B	28 50-0 100-0 141-0	0904 — 0923	0915 0943	KT
2440	5	0	—	0.89	33.96	27.24	—	—	—	—	—	—	—	N 70 B N 100 B	130-0	1510	1530	KT
2441	5	0	—	-0.40	34.00	27.34	—	—	—	—	—	—	—	NHP N 100 H N 100 B TYFB	50-0 5-0 93-0 175-100	2214 2229 2233 2233	2219 2258 2254 2305	KT DGP
2442	6	0	—	-0.55	34.04	27.39	—	—	—	—	—	—	—	TD NHP N 100 B	22 50-0 165-0	0905 — 0920	0912 0940	KT
2443	6	0	—	-1.05	34.19	27.53	—	—	—	—	—	—	—	N 100 H N 100 B	5-0 150-0	1504 1508	1530 1528	KT

Station	Position	Date	Hour	Sounding (metres)	WIND		SEA		Weather	Barometer (millibars)	Air Temp. °C.		Remarks
					Direction	Force (knots)	Direction	Force			Dry bulb	Wet bulb	
2444	54° 06.5' S, 16° 21.5' E	1938 30 ix	0900	3469*	SW	28-33	SW	6	osp	995.0	-9.4	-9.4	conf. swell
2445	54° 41.5' S, 17° 22.9' E	30 ix	1500	3668*	WSW	7-10	WSW	4	o	994.8	-9.4	-9.3	mod. av. W swell
2446	55° 01' S, 18° 21' E	30 ix	2200	3796*	ENE	4-6	—	1	c	989.2	-7.2	-7.2	low short NW swell
2447	54° 46.6' S, 19° 51' E	1 x	0900	3930*	NW	7-10	NW	3	bc	967.1	0.3	-1.1	conf. swell
2448	52° 21.9' S, 20° 15.9' E	2 x	1000	3304*	SW	28-33	SW	5	os	1002.1	-7.2	-7.5	conf. SW and W swells
2449	51° 34.7' S, 20° 16.4' E	2 x	1615	3813*	W x S	22-27	W x S	5	bc	1008.1	-6.1	-6.3	heavy av. W swell
2450	47° 49.2' S, 19° 54.6' E	3 x	2000	4429*	SW x S	17-21	S	4	bcs	1002.6	-0.6	-1.1	conf. swell

Station	Age of moon (days)	HYDROLOGICAL OBSERVATIONS											BIOLOGICAL OBSERVATIONS				Remarks
		Depth (metres)	Depth by thermometer	Temp. °C.	S ‰	σ _t	pH	Mg.—atom m. ³				O ₂ c.c. litre	Gear	Depth (metres)	TIME		
								P	Nitrate + Nitrite N ₂	Nitrite N ₂	Si				From	To	
2444	7	0	—	-1.75	34.13	27.50	—	—	—	—	—	—	TD NHP N 100 B	21 50-0 80-0	0914 — 0940	— 0930 1000	KT
2445	7	0	—	-1.50	34.33	27.65	—	—	—	—	—	—	N 100 H N 100 B	5-0 145-0	1506 1509	1532 1529	KT
2446	7	0	—	-1.80	34.08	27.46	—	—	—	—	—	—	NHP N 50 V N 70 B N 100 B TYFB	50-0 100-0 107-0 375-175	2207 — 2244 2244	— — 2304 2315	In sludge ice KT DGP
2447	8	0	—	-1.72	34.07	27.44	8.07	2.32	—	0.31	37.2	7.68	TD NHP N 50 V N 70 V	40 50-0 100-0 50-0	0911	—	—
		10	—	-1.75	34.07	27.45	8.07	2.36	—	0.30	38.0	—	—	100-50	—	—	—
		20	—	-1.75	34.07	27.45	8.07	2.36	—	0.31	37.3	7.61	—	250-100	—	—	—
		30	—	-1.79	34.07	27.45	8.07	2.36	—	0.31	37.4	—	—	500-250	—	—	—
		40	—	-1.79	34.07	27.45	8.07	2.36	—	0.31	37.7	7.60	—	750-500	—	—	—
		50	—	-1.79	34.07	27.45	8.07	2.32	—	0.32	37.7	—	—	1000-750	—	—	—
		60	—	-1.79	34.07	27.45	8.07	2.32	—	0.32	37.8	7.58	—	—	—	—	—
		80	—	-1.79	34.07	27.45	8.07	2.32	—	0.33	37.7	—	—	—	—	—	—
		100	—	-1.79	34.07	27.45	8.07	2.32	—	0.33	38.3	7.59	—	—	—	—	—
		150	—	0.38	34.48	27.69	7.98	2.36	—	0.00	45.0	5.13	N 100 H	5-0	1143	1214	—
		200	—	1.19	34.60	27.74	7.97	2.36	—	0.00	52.2	4.30	N 70 B	—	—	—	—
		300	—	1.21	34.65	27.77	7.97	2.43	—	0.00	54.8	4.27	N 100 B	—	—	—	—
		400	—	1.22	34.69	27.80	7.98	2.32	—	0.00	61.8	4.25	N 70 B	—	—	—	—
		580 ²	580	0.98	34.69	27.81	8.02	2.32	—	—	63.9	4.23	N 100 B	360-180	1146	1216	DGP
		780 ²	—	0.73	34.69	27.84	8.02	2.32	—	—	68.5	4.30	—	—	—	—	—
		980 ²	978	0.56	34.69	27.84	7.99	2.32	—	—	70.7	4.33	—	—	—	—	—
		1500 ¹	1499	0.31	34.68	27.85	8.03	2.43	—	—	76.8	4.40	—	—	—	—	—
		1990 ¹	—	0.09	34.68	27.87	8.09	2.64	—	—	79.5	4.52	—	—	—	—	—
		2490 ¹	2489	-0.08	34.68	27.87	8.06	2.41	—	—	77.6	4.74	—	—	—	—	—
		2980 ¹	—	-0.20	34.66	27.86	8.06	2.26	—	—	77.1	4.96	—	—	—	—	—
		3460 ¹	3458	-0.24	34.66	27.86	8.07	2.28	—	—	81.8	4.95	—	—	—	—	—
2448	9	0	—	-1.00	34.07	27.42	—	—	—	—	—	—	TD NHP N 100 H N 100 B	26 50-0 5-0 130-0	1007 — 1022 1026	— 1018 1049 1046	-1 hour Depth estimated
2449	9	0	—	-0.06	33.96	27.29	8.07	2.15	—	0.26	27.4	7.44	NHP N 50 V N 70 V	50-0 100-0 50-0	1617	—	—
		50	—	-0.03	33.96	27.29	8.07	2.15	—	0.26	27.0	7.43	—	100-50	—	—	—
		100	—	-0.03	33.96	27.29	8.09	2.15	—	0.27	27.3	7.42	—	250-100	—	—	—
		150	—	-0.03	33.96	27.29	8.09	2.15	—	0.25	31.0	7.38	—	500-250	—	—	—
		200	—	0.59	34.22	27.47	8.02	2.36	—	0.00	35.6	5.70	—	750-500	—	—	—
		300	—	1.72	34.51	27.62	7.93	2.70	—	0.00	48.0	4.01	—	1000-750	—	—	—
		400	—	1.86	34.57	27.66	7.93	2.55	—	0.00	51.2	3.85	—	—	—	—	—
		580 ²	581	1.94	34.68	27.74	7.97	2.43	—	—	48.9	3.78	—	—	—	—	—
		780 ²	—	1.96	34.70	27.76	7.99	2.43	—	—	57.7	4.00	N 100 H	5-0	1835	1905	—
		990 ²	988	1.85	34.73	27.79	8.02	2.34	—	—	58.6	4.15	N 70 B	—	—	—	—
		1500 ¹	1498	1.35	34.74	27.84	8.05	2.36	—	—	61.6	4.20	N 100 B	113-0	1837	1857	KT
		1990 ¹	—	0.74	34.69	27.83	8.05	2.43	—	—	70.7	4.21	N 70 B	—	—	—	—
		2480 ¹	2483	0.48	34.68	27.84	8.07	2.47	—	—	74.0	4.33	N 100 B	325-225	1837	1907	DGP
		2980 ¹	—	0.33	34.68	27.85	8.08	2.55	—	—	78.0	4.40	—	—	—	—	—
		3480 ¹	3483	0.28	34.67	27.84	8.04	2.55	—	—	78.4	4.49	—	—	—	—	—
2450	10	0	—	2.90	33.90	27.04	8.10	1.73	—	0.25	8.4	7.05	NHP N 50 V N 70 V	50-0 100-0 50-0	2112	—	—
		10	—	2.90	33.90	27.04	8.10	1.73	—	0.26	8.5	—	—	100-50	—	—	—
		20	—	2.92	33.90	27.04	8.10	1.73	—	0.24	8.6	6.98	—	250-100	—	—	—
		30	—	2.92	33.91	27.05	8.10	1.73	—	0.24	8.5	—	—	500-250	—	—	—
		40	—	2.92	33.91	27.05	8.10	1.73	—	0.24	8.6	6.95	—	750-500	—	—	—
		50	—	2.95	33.91	27.04	8.10	1.73	—	0.25	8.5	—	—	1000-750	—	—	—
		60	—	2.96	33.91	27.04	8.10	1.73	—	0.36	8.6	6.95	—	—	—	—	—
		80	—	2.96	33.91	27.04	8.10	1.73	—	0.27	8.6	—	—	—	—	—	—
		100	—	2.94	33.91	27.05	8.10	1.73	—	0.27	9.2	6.93	N 100 B	119-0	2247	2308	KT
		150	—	2.50	33.92	27.09	8.09	1.77	—	0.29	9.3	6.94	N 70 B	—	—	—	—
		200	—	2.32	33.94	27.12	8.07	1.86	—	0.16	11.7	6.65	N 100 B	420-220	2247	2317	DGP

Station	Position	Date	Hour	Sounding (metres)	WIND		SEA		Weather	Barometer (millibars)	Air Temp. °C.		Remarks
					Direction	Force (knots)	Direction	Force			Dry bulb	Wet bulb	
2450 cont.	47° 49' 2" S, 19° 54' 6" E	1938 3 x											
2451	44° 27' 3" S, 19° 43' 4" E	4 x	2000	4526*	WSW	7-10	WSW	2	c	1020.0	3.0	0.8	mod. av. SW swell
2452	41° 21' 2" S, 19° 31' 2" E	5 x	2000	4950*	W	11-16	W	4	cd	1016.8	10.3	9.4	mod. short W swell
2453	37° 51' 2" S, 19° 00' 4" E	6 x	2000	4718*	WSW	7-10	WSW	2	c	1018.6	14.1	13.9	low av. WSW swell

Station	Age of moon (days)	HYDROLOGICAL OBSERVATIONS											BIOLOGICAL OBSERVATIONS				Remarks	
		Depth (metres)	Depth by thermometer	Temp. °C.	S	σ _t	pH	Mg.—atom m. ³				O ₂ c.c. litre	Gear	Depth (metres)	TIME			
								P	Nitrate + Nitrite N ₂	Nitrite N ₂	Si				From	To		
2450 <i>cont.</i>	10	300	—	2.32	34.18	27.32	8.02	2.00	—	0.00	20.3	5.57						
		400	—	2.19	34.24	27.38	7.99	2.07	—	0.00	25.3	5.15						
		590 ²	587	2.34	34.41	27.49	8.00	2.20	—	—	37.2	4.15						
		790 ²	—	2.36	34.50	27.56	7.99	2.20	—	—	46.2	3.83						
		990 ²	987	2.35	34.59	27.64	7.99	2.20	—	—	49.3	3.76						
		1480 ²	1482	2.31	34.74	27.76	8.04	2.05	—	—	47.4	4.22						
		1990 ¹	1990	1.99	34.77	27.81	8.12	1.81	—	—	46.3	4.35						
		2490 ¹	—	1.44	34.73	27.82	8.10	1.96	—	—	56.9	4.29						
		2990 ¹	2998	0.96	34.70	27.82	8.11	2.03	—	—	61.6	4.34						
		3480 ¹	—	0.67	34.69	27.83	8.08	2.07	—	—	72.0	4.51						
		3970 ¹	3967	0.32	34.68	27.85	8.16	2.09	—	—	77.1	4.66						
		2451	11	0	—	5.80	33.97	26.79	8.11	1.52	—	0.31	<1.7	6.62	NHP	50-0	2005	
10	—			5.82	33.97	26.79	8.11	1.52	—	0.31	<1.7	—	N 50 V	100-0				
20	—			5.83	33.97	26.79	8.11	1.52	—	0.32	<1.7	6.56	N 70 V	50-0				
30	—			5.85	33.97	26.78	8.11	1.52	—	0.32	<1.7	—	"	100-50				
40	—			5.86	33.97	26.78	8.11	1.52	—	0.32	<1.7	6.55	"	250-100				
50	—			5.86	33.97	26.78	8.11	1.52	—	0.32	<1.7	—	"	500-250				
60	—			5.86	33.97	26.78	8.11	1.52	—	0.34	<1.7	6.55	"	750-500				
80	—			5.85	33.97	26.78	8.11	1.52	—	0.34	<1.7	—	"	1000-750	—	2128		
100	—			6.00	34.06	26.83	8.10	1.52	—	0.41	<1.7	6.42	N 70 B	113-0	2237	2257		KT
150	—			4.71	33.97	26.92	8.11	1.60	—	0.40	3.3	6.50	N 100 B					
200	—			4.71	33.96	26.91	8.11	1.67	—	0.34	4.6	6.51	N 100 B					
300	—			4.52	34.18	27.11	8.04	2.07	—	0.00	8.5	5.72						
400	—			3.76	34.18	27.19	8.02	2.30	—	0.00	9.8	5.77						
580 ²	584			3.31	34.23	27.27	8.03	2.49	—	—	20.0	5.07						
780 ²	—			2.80	34.29	27.36	8.03	2.64	—	—	26.9	4.70						
970 ²	968			2.78	34.41	27.46	8.00	2.76	—	—	32.9	4.06						
1470 ²	1466			2.58	34.63	27.65	7.99	2.68	—	—	42.9	3.89						
1980 ¹	1976			2.46	34.75	27.76	8.08	2.40	—	—	43.3	4.14						
2470 ¹	—			2.29	34.80	27.81	8.14	2.15	—	—	43.9	4.50						
2950 ¹	2953			1.82	34.78	27.83	8.11	2.30	—	—	51.7	4.36						
3440 ¹	—	1.25	34.74	27.84	8.11	2.51	—	—	56.7	4.28								
3940 ¹	3942	0.93	34.73	27.86	8.06	2.59	—	—	60.8	4.50								
2452	12	0	—	12.53	35.01	26.52	8.17	0.55	—	0.24	<1.7	5.68	NHP	50-0	2005			
		10	—	12.53	35.01	26.52	8.17	0.55	—	0.24	<1.7	—	N 50 V	100-0				
		20	—	12.53	35.01	26.52	8.17	0.55	—	0.24	<1.7	5.66	N 70 V	50-0				
		30	—	12.53	35.01	26.52	8.17	0.55	—	0.25	<1.7	—	"	100-50				
		40	—	12.53	35.01	26.52	8.17	0.55	—	0.26	<1.7	5.65	"	250-100				
		50	—	12.53	35.01	26.52	8.17	0.55	—	0.26	<1.7	—	"	500-250		—	2106	
		60	—	12.53	35.01	26.52	8.17	0.55	—	0.27	<1.7	5.65	N 70 B	150-0		2323	2343	KT
		80	—	12.21	34.93	26.51	8.17	0.55	—	0.36	<1.7	—	N 100 B					
		100	—	11.51	34.79	26.54	8.15	0.72	—	0.39	<1.7	5.57	N 70 B					
		150	—	10.96	34.77	26.62	8.16	0.86	—	0.26	3.5	5.53	N 100 B	470-240		2323	2353	DGP
		200	—	10.67	34.77	26.67	8.10	1.01	—	0.00	4.2	5.12						
		300	—	9.83	34.77	26.82	8.09	1.27	—	0.00	6.0	4.86						
		400	—	7.79	34.52	26.95	8.03	1.65	—	0.00	9.1	4.78						
		570 ²	569	5.23	34.34	27.14	8.11	2.15	—	—	12.3	4.81						
		760 ²	—	3.77	34.29	27.26	8.05	2.51	—	—	19.1	4.84						
		960 ²	963	3.30	34.41	27.41	8.03	2.79	—	—	31.8	4.09						
		1460 ²	—	2.87	34.61	27.61	8.02	2.79	—	—	38.2	3.68						
		1950 ²	1954	2.60	34.77	27.76	8.17	2.22	—	—	38.4	4.21						
		2390 ¹	2394	2.47	34.79	27.79	8.27	1.65	—	—	37.4	4.20						
		2890 ¹	—	2.28	34.81	27.82	8.24	2.03	—	—	36.4	4.41						
3390 ¹	3391	1.87	34.77	27.82	8.19	2.28	—	—	49.8	4.28								
3870 ¹	—	1.26	34.75	27.85	8.15	2.53	—	—	56.0	4.38								
4350 ¹	4345	0.85	34.69	27.82	8.17	2.60	—	—	60.6	4.28								
2453	13	0	—	17.65	35.38	25.67	8.21	0.25	—	0.14	<1.7	5.12	NHP	50-0	2005			
		10	—	17.65	35.38	25.67	8.21	0.25	—	0.14	<1.7	—	N 50 V	100-0				
		20	—	17.60	35.38	25.69	8.21	0.25	—	0.14	<1.7	5.13	N 70 V	50-0				
		30	—	17.30	35.38	25.76	8.21	0.25	—	0.20	<1.7	—	"	100-50				
		40	—	17.20	35.38	25.78	8.21	0.25	—	0.26	<1.7	5.08	"	250-100				
		50	—	17.10	35.38	25.81	8.20	0.25	—	0.34	<1.7	—	"	500-250				
		60	—	16.35	35.32	25.93	8.19	0.42	—	0.34	<1.7	5.00	"	750-500		—	2204	

Station	Position	Date	Hour	Sounding (metres)	WIND		SEA		Weather	Barometer (millibars)	Air Temp. °C.		Remarks
					Direction	Force (knots)	Direction	Force			Dry bulb	Wet bulb	
2453 <i>cont.</i>	37° 51.2' S, 19° 00.4' E	1938 6 x											
2454	35° 36.1' S, 13° 36.6' E	18 x	2000	4221*	SE	7-10	SE	2	o	1023.5	13.9	10.0	mod. av. S swell
2455	36° 58.4' S, 09° 38.2' E	19 x	2000	5068*	N	1-3	—	1	c	1018.0	13.3	11.7	low av. S swell
2456	38° 19.2' S, 05° 56.2' E	20 x	2000	5053*	W x N	17-21	WSW	4	cqr	1013.2	11.1	10.6	mod. short W swell

Station	Age of moon (days)	HYDROLOGICAL OBSERVATIONS											BIOLOGICAL OBSERVATIONS				Remarks	
		Depth (metres)	Depth by thermometer	Temp. °C.	S /	st	pH	Mg.—atom m. ³				O ₂ c.c. litre	Gear	Depth (metres)	TIME			
								P	Nitrate Nitrite N ₂	Nitrite N ₂	Si				From	To		
2453 <i>cont.</i>	13	80	—	14.70	35.19	26.20	8.15	0.55	—	0.37	<1.7	—	N 70 B N 100 B	106-0	2243	2303	KT	
		100	—	13.00	34.95	26.38	8.17	0.55	—	0.19	<1.7	5.63						
		150	—	13.50	35.29	26.53	8.12	0.87	—	0.00	3.5	4.57						
		200	—	12.68	35.20	26.63	8.13	1.03	—	0.00	4.3	4.58	N 70 B N 100 B	280-200	2243	2313	DGP	
		300	—	11.18	35.03	26.78	8.11	1.12	—	0.00	5.3	4.60						
		400	—	10.40	34.92	26.84	8.07	1.27	—	0.00	6.5	4.66						
		580 ²	582	6.61	34.47	27.08	8.09	2.05	—	—	—	12.1	4.43					
		780 ²	—	4.81	34.45	27.28	8.06	2.41	—	—	—	20.7	4.20					
		970 ²	968	3.55	34.43	27.39	8.03	2.79	—	—	—	35.3	3.88					
		1440 ²	—	2.74	34.66	27.66	8.02	2.70	—	—	—	37.7	3.78					
		1920 ²	1919	2.67	34.80	27.78	8.11	2.19	—	—	—	35.9	4.31					
		2340 ¹	2343	2.52	34.85	27.82	8.15	1.94	—	—	—	33.7	4.52					
		2840 ¹	—	2.32	34.86	27.85	8.12	2.03	—	—	—	34.8	4.67					
		3330 ¹	3337	1.96	34.82	27.86	8.15	2.15	—	—	—	49.3	4.60					
		3810 ¹	—	1.34	34.77	27.86	8.16	2.24	—	—	—	56.0	4.43					
4290 ¹	4288	1.02	34.74	27.86	8.14	2.43	—	—	—	61.1	4.45							
2454	25	0	—	15.71	35.50	26.21	8.24	0.27	—	0.16	<1.7	5.40	NHP N 50 V N 70 V	50-0 100-0 50-0	2008	—	-2 hours	
		10	—	15.71	35.50	26.21	8.24	0.27	—	0.16	<1.7	—						
		20	—	15.71	35.50	26.21	8.24	0.27	—	0.19	<1.7	5.34						
		30	—	15.71	35.50	26.21	8.24	0.27	—	0.19	<1.7	—	..	100-50				
		40	—	15.71	35.50	26.21	8.24	0.27	—	0.18	<1.7	5.30	..	250-100				
		50	—	15.71	35.50	26.21	8.24	0.27	—	0.17	<1.7	—	..	500-250				
		60	—	15.71	35.50	26.21	8.24	0.27	—	0.17	<1.7	5.30	..	750-500				
		80	—	15.46	35.45	26.23	8.25	0.36	—	0.23	<1.7	—	..	1000-750	—	2134		
		100	—	15.21	35.41	26.26	8.25	0.53	—	0.17	<1.7	5.03	N 70 B N 100 B	117-0	2236	2256	Depth estimated	
		150	—	14.61	35.30	26.31	8.21	0.53	—	0.00	<1.7	4.89						
		200	—	13.84	35.18	26.39	8.23	0.53	—	0.00	<1.7	5.08						
		300	—	12.75	35.12	26.55	8.18	0.80	—	0.00	3.1	4.79	TYFB	350-250	2236	2306	DGP	
		400	—	11.26	34.97	26.72	8.15	0.99	—	0.00	5.5	4.77						
		580 ²	575	7.63	34.53	26.98	8.14	1.56	—	—	—	8.7						4.44
		780 ²	—	4.67	34.31	27.19	8.06	2.11	—	—	—	13.9	4.90					
		980 ²	981	3.63	34.30	27.29	8.08	2.40	—	—	—	19.2	4.67					
		1460 ²	1458	2.87	34.61	27.62	8.04	2.60	—	—	—	37.6	3.70					
		1990 ¹	1982	2.70	34.79	27.77	8.15	2.09	—	—	—	35.6	4.18					
2490 ¹	—	2.50	34.85	27.83	8.15	1.94	—	—	—	35.3	4.68							
2990 ¹	2991	2.34	34.85	27.84	8.20	1.90	—	—	—	35.9	4.64							
3480 ¹	—	2.14	34.84	27.86	8.20	1.94	—	—	—	39.2	4.66							
3960 ¹	3955	1.28	34.75	27.85	8.16	2.17	—	—	—	58.8	4.50							
2455	26	0	—	14.71	35.34	26.31	8.24	0.34	—	0.11	<1.7	5.52	NHP N 50 V N 70 V	50-0 100-0 50-0	2005	—	-1 hour	
		10	—	14.71	35.34	26.31	8.24	0.34	—	0.11	<1.7	—						
		20	—	14.61	35.33	26.33	8.24	0.34	—	0.11	<1.7	5.47						
		30	—	14.61	35.33	26.33	8.24	0.34	—	0.11	<1.7	—	..	100-50				
		40	—	14.51	35.33	26.35	8.24	0.34	—	0.11	<1.7	5.47	..	250-100				
		50	—	14.41	35.33	26.37	8.24	0.34	—	0.12	<1.7	—	..	500-250				
		60	—	14.41	35.33	26.37	8.24	0.34	—	0.13	<1.7	5.43	..	750-500				
		80	—	14.41	35.33	26.37	8.24	0.34	—	0.16	<1.7	—	..	1000-750	—	2126		
		100	—	14.36	35.32	26.37	8.24	0.34	—	0.16	<1.7	5.40	N 70 B N 100 B	105-0	2239	2259	KT	
		150	—	13.86	35.24	26.42	8.22	0.44	—	0.26	<1.7	5.21						
		200	—	12.93	35.10	26.51	8.18	0.74	—	0.00	3.1	4.83						
		300	—	13.15	35.15	26.50	8.18	0.78	—	Trace	2.8	4.78	TYFB	270-125	2239	2309	DGP	
		400	—	11.66	35.01	26.68	8.16	0.99	—	0.00	4.2	4.74						
		600 ²	597	6.78	34.46	27.04	8.13	1.84	—	—	—	9.5						4.47
		800 ²	—	4.57	34.32	27.21	8.08	2.24	—	—	—	15.8	4.84					
		1000 ²	999	3.44	34.28	27.30	8.10	2.51	—	—	—	21.8	4.66					
		1490 ²	—	2.81	34.60	27.60	8.04	2.64	—	—	—	40.6	3.73					
		1980 ²	1983	2.69	34.78	27.76	8.07	2.32	—	—	—	40.9	4.17					
2480 ¹	2483	2.58	34.83	27.81	8.17	2.03	—	—	—	36.9	4.42							
2980 ¹	—	2.41	34.85	27.83	8.20	2.00	—	—	—	37.2	4.57							
3480 ¹	3482	2.03	34.82	27.86	8.18	2.05	—	—	—	43.0	4.57							
3970 ¹	—	1.32	34.77	27.86	8.13	2.41	—	—	—	59.0	4.58							
4450 ¹	4448	1.10	34.72	27.83	8.17	2.51	—	—	—	62.0	4.36							
2456	27	0	—	12.19	34.87	26.48	8.23	0.57	—	0.16	<1.7	5.83	NHP N 50 V	50-0 100-0	2008			
		10	—	12.21	34.87	26.47	8.23	0.57	—	0.16	<1.7	—						

Station	Position	Date	Hour	Sounding (metres)	WIND		SEA		Weather	Barometer (millibars)	Air Temp. °C.		Remarks
					Direction	Force (knots)	Direction	Force			Dry bulb	Wet bulb	
2456 <i>cont.</i>	38° 19.2' S, 05° 56.2' E	1938 20 x											
2457	39° 15.1' S, 03° 22.9' E	21 x	2000	4934*	W	7-10	W	3	c	1026.3	10.3	10.2	conf. W and SW swells
2458	40° 02.4' S, 01° 08.1' E	22 x	1300	4824*	NW x N	17-21	NW x N	4	o	1017.3	11.9	10.3	conf. swell

Station	Age of moon (days)	HYDROLOGICAL OBSERVATIONS											BIOLOGICAL OBSERVATIONS				Remarks			
		Depth (metres)	Depth by thermometer	Temp. °C.	S ‰	σ _t	pH	Mg.—atom m. ³				O ₂ c.c. litre	Gear	Depth (metres)	TIME					
								P	Nitrate + Nitrite N ₁	Nitrite N ₂	Si				From	To				
2456 <i>cont.</i>	27	20	—	12.31	34.91	26.48	8.23	0.57	—	0.16	<1.7	5.76	N 70 V	50-0						
		30	—	12.42	34.97	26.51	8.23	0.57	—	0.16	<1.7	—	"	100-50						
		40	—	12.63	35.09	26.55	8.23	0.57	—	0.16	<1.7	5.66	"	250-100						
		50	—	12.83	35.18	26.59	8.22	0.57	—	0.16	<1.7	—	"	500-250						
		60	—	12.90	35.20	26.59	8.22	0.57	—	0.16	<1.7	5.58	"	750-500						
		80	—	13.01	35.22	26.58	8.22	0.57	—	0.21	<1.7	—	"	1000-750	—	2141				
		100	—	13.11	35.25	26.57	8.21	0.57	—	0.21	<1.7	5.46	N 70 B	90-0	2252	2312	KT			
		150	—	13.32	35.30	26.58	8.21	0.57	—	0.21	<1.7	5.40	N 100 B							
		200	—	13.33	35.32	26.59	8.22	0.57	—	0.18	2.4	5.39	TYFB	250-200	2252	2322	DGP			
		300	—	13.36	35.32	26.58	8.22	0.57	—	0.17	3.2	5.39								
		400	—	11.57	35.05	26.72	8.13	1.03	—	0.00	5.0	4.70								
		580 ²	583	7.62	34.52	26.97	8.16	1.56	—	—	8.7	4.56								
		780 ²	—	4.29	34.22	27.16	8.11	2.01	—	—	12.1	5.29								
		980 ²	981	3.44	34.25	27.27	8.15	2.24	—	—	17.6	4.88								
		1480 ²	—	2.82	34.52	27.54	8.05	2.51	—	—	37.8	3.81								
		1990 ²	1990	2.72	34.71	27.71	8.07	2.36	—	—	37.9	4.04								
		2430 ¹	2434	2.61	34.80	27.79	8.18	2.01	—	—	35.0	4.45								
2920 ¹	—	2.39	34.81	27.82	8.20	2.00	—	—	35.7	4.58										
3400 ¹	3399	2.20	34.80	27.82	8.22	2.03	—	—	42.1	4.63										
3890 ¹	—	1.53	34.76	27.83	8.16	2.22	—	—	54.3	4.58										
4390 ¹	4390	1.13	34.73	27.84	8.17	2.41	—	—	65.6	4.47										
2457	28	0	—	10.52	34.47	26.47	8.20	0.67	—	0.14	<1.7	6.12	NHP	50-0	2006					
		10	—	10.52	34.47	26.47	8.21	0.67	—	0.14	<1.7	—	N 50 V	100-0						
		20	—	10.52	34.47	26.47	8.21	0.67	—	0.14	<1.7	6.08	N 70 V	50-0						
		30	—	10.45	34.46	26.47	8.21	0.67	—	0.14	<1.7	—	"	100-50						
		40	—	10.32	34.46	26.49	8.21	0.67	—	0.14	<1.7	6.04	"	250-100						
		50	—	10.02	34.43	26.53	8.21	0.67	—	0.17	<1.7	—	"	500-250						
		60	—	10.02	34.43	26.53	8.21	0.72	—	0.18	<1.7	6.04	"	750-500						
		80	—	9.90	34.43	26.55	8.21	0.72	—	0.19	<1.7	—	"	1000-750		—	2125			
		100	—	9.82	34.42	26.55	8.21	0.76	—	0.20	<1.7	6.16	N 70 B	89-0		2250	2310	KT		
		150	—	9.61	34.50	26.64	8.18	0.93	—	0.06	<1.7	5.68	N 100 B							
		200	—	9.41	34.56	26.73	8.14	1.01	—	0.00	2.2	5.42	TYFB	280-200		2250	2320	DGP		
		300	—	8.66	34.61	26.89	8.11	1.37	—	0.00	4.2	5.00								
		400	—	6.77	34.40	27.00	8.08	1.75	—	0.00	5.9	4.99								
		590 ²	592	4.20	34.22	27.16	8.11	2.20	—	—	11.2	5.27								
		790 ²	—	3.34	34.24	27.28	8.09	2.36	—	—	16.6	5.07								
		990 ²	996	2.96	34.34	27.39	8.07	2.60	—	—	27.2	4.47								
		1490 ²	—	2.69	34.58	27.60	8.00	2.64	—	—	41.8	3.84								
1980 ²	1983	2.67	34.75	27.74	8.07	2.28	—	—	41.3	4.24										
2480 ¹	2482	2.48	34.81	27.81	8.17	2.05	—	—	37.9	4.37										
2980 ¹	—	2.34	34.82	27.83	8.17	2.00	—	—	38.2	4.73										
3480 ¹	3486	1.99	34.80	27.84	8.25	2.13	—	—	44.4	4.57										
3970 ¹	—	1.32	34.75	27.85	8.20	2.49	—	—	54.1	4.49										
4460 ¹	4457	1.05	34.71	27.84	8.16	2.66	—	—	66.3	4.46										
2458	29	0	—	10.21	34.42	26.48	8.21	0.76	10.71	0.16	<1.7	6.16	NHP	50-0	1312	—	GMT			
		10	—	10.21	34.42	26.48	8.22	0.76	10.71	0.16	<1.7	—	N 50 V	100-0						
		20	—	10.14	34.42	26.50	8.22	0.76	10.71	0.16	<1.7	6.13	N 70 V	50-0						
		30	—	10.12	34.42	26.50	8.23	0.76	—	0.16	<1.7	—	"	100-50						
		40	—	10.12	34.42	26.50	8.23	0.76	10.71	0.16	<1.7	6.11	"	250-100						
		50	—	10.10	34.42	26.50	8.23	0.76	—	0.16	<1.7	—	"	500-250				—	1350	
		60	—	10.02	34.42	26.52	8.23	0.76	10.71	0.16	<1.7	6.09	"	750-500				1520		
		80	—	9.93	34.42	26.53	8.22	0.76	—	0.16	<1.7	—	"	1000-750						
		100	—	9.82	34.42	26.55	8.22	0.80	13.56	0.25	<1.7	5.93	"	1500-1000				—	1635	
		150	—	9.42	34.52	26.69	8.19	0.91	14.28	0.07	<1.7	5.65	N 70 B	110-0				1700	1720	KT
		200	—	9.15	34.54	26.76	8.17	1.08	19.99	0.00	3.0	5.35	N 100 B							
		300	—	7.96	34.44	26.87	8.13	1.24	—	0.00	4.4	5.25	N 100 B	430-0				1700	1748	Depth estimated. Net DGP [failed to close
		400	—	6.68	34.41	27.02	8.08	1.60	27.13	0.00	6.2	5.00	N 100 B							
		580 ²	580	4.53	34.24	27.15	8.14	1.96	32.13	—	9.8	5.19								
		780 ²	—	3.50	34.22	27.23	8.17	2.11	39.26	—	15.6	5.11								
		980 ²	976	2.97	34.32	27.37	8.09	2.40	37.12	—	23.4	4.61								
		1470 ²	—	2.69	34.54	27.57	8.09	2.60	39.26	—	39.3	3.83								
1960 ²	1962	2.62	34.77	27.76	8.07	2.17	37.12	—	42.3	4.21										
2440 ¹	2442	2.53	34.81	27.80	8.16	1.98	—	—	40.0	4.52										
2940 ¹	—	2.37	34.80	27.81	8.24	1.90	30.70	—	36.4	4.49										

Station	Position	Date	Hour	Sounding (metres)	WIND		SEA		Weather	Barometer (millibars)	Air Temp. °C.		Remarks
					Direction	Force (knots)	Direction	Force			Dry bulb	Wet bulb	
2458 <i>cont.</i>	40° 02' 4" S, 01° 08' 1" E	1938 22 X											
2459	43° 21' 1" S, 01° 25' 7" E	23 X	1600	4235*	S x W	11-16	S	4	c	1013.2	4.7	2.2	conf. swell
2460	46° 33' 6" S, 01° 42' 8" E	24-25 X	2000	4223*	N x W	11-16	N x W	3	o	1015.7	5.8	4.4	mod. av. WSW swell
2461	49° 37' 6" S, 02° 01' 4" E	25 X	2000	3903*	WNW	22-27	W	4	bc	1006.8	3.9	3.3	mod. av. WSW swell
			2342	—	WNW	11-16	W	4	om	—	—	—	mod. av. WNW swell

Station	Age of moon (days)	HYDROLOGICAL OBSERVATIONS										BIOLOGICAL OBSERVATIONS			Remarks		
		Depth (metres)	Depth by thermometer	Temp. °C.	S ‰	σ _t	pH	Mg.—atom m. ³				O ₂ c.c. litre	Gear	Depth (metres)		TIME	
								P	Nitrate + Nitrite N ₂	Nitrite N ₂	Si					From	To
2458 cont.	29	3440 ¹	3440	1.90	34.79	27.84	8.24	2.13	—	—	49.3	4.38					
		3920 ¹	—	1.32	34.74	27.84	8.23	2.36	35.70	—	60.0	4.34					
		4400 ¹	4397	1.03	34.71	27.84	8.20	2.45	37.12	—	64.7	4.44					
2459	0	0	—	8.71	34.43	26.74	8.19	1.01	18.56	0.29	<1.7	6.22	NHP	50-0	1615		
		10	—	8.72	34.43	26.74	8.19	1.01	18.56	0.29	<1.7	—	N 70 V	50-0			
		20	—	8.72	34.43	26.74	8.19	1.01	19.99	0.29	<1.7	6.17	„	100-50			
		30	—	8.72	34.43	26.74	8.19	1.01	—	0.29	<1.7	—	„	250-100			
		40	—	8.72	34.43	26.74	8.19	1.01	18.56	0.29	<1.7	6.15	„	500-250			
		50	—	8.72	34.43	26.74	8.19	1.01	—	0.29	<1.7	—	„	750-500			
		60	—	8.72	34.43	26.74	8.19	1.01	20.70	0.29	<1.7	6.15	„	1000-750			
		80	—	8.65	34.43	26.75	8.20	1.01	—	0.29	<1.7	—	N 100 B	100-0			
		100	—	8.36	34.42	26.77	8.20	1.05	22.13	—	<1.7	6.16	N 100 B	370-150			
		150	—	7.92	34.39	26.83	8.19	1.20	22.13	0.32	<1.7	6.12	N 100 B	550-0			
		200	—	7.65	34.35	26.84	8.18	1.22	22.13	0.36	2.4	6.15					
		300	—	6.95	34.36	26.94	8.10	1.60	—	0.00	5.4	5.10					
		400	—	5.55	34.28	27.06	8.06	1.98	39.26	0.00	7.9	5.25					
		560 ²	558	4.13	34.18	27.15	8.13	2.11	40.69	—	11.3	5.41					
		760 ²	—	3.34	34.21	27.25	8.14	2.30	42.12	—	17.5	5.23					
		960 ²	967	2.99	34.27	27.33	8.11	2.49	42.12	—	25.2	4.72					
		1450 ²	1455	2.67	34.51	27.55	7.99	2.53	45.69	—	39.4	3.89					
		1930 ¹	1928	2.63	34.70	27.70	8.08	2.28	43.55	—	40.7	3.99					
		2420 ¹	—	2.39	34.78	27.80	8.21	2.09	—	—	40.9	4.20					
2910 ¹	2912	1.89	34.76	27.81	8.17	2.20	40.69	—	50.4	4.19							
3410 ¹	—	1.40	34.73	27.82	8.21	2.34	—	—	56.7	4.22							
3910 ¹	3909	1.05	34.71	27.84	8.19	2.40	42.12	—	65.1	4.37							
2460	2	0	—	4.10	33.98	26.99	8.17	1.82	29.98	0.27	6.4	6.93	NHP	50-0	2007		
		10	—	4.10	33.98	26.99	8.17	1.82	29.98	0.27	7.1	—	N 50 V	100-0			
		20	—	4.10	33.98	26.99	8.17	1.82	29.98	0.27	7.2	6.85	N 70 V	50-0			
		30	—	4.10	33.98	26.99	8.17	1.82	—	0.27	7.2	—	„	100-50			
		40	—	4.10	33.98	26.99	8.17	1.82	29.98	0.27	7.2	6.86	„	250-100			
		50	—	4.09	33.98	26.99	8.17	1.82	—	0.27	7.1	—	„	500-250			
		60	—	4.08	33.98	26.99	8.17	1.82	30.70	0.28	7.1	6.84	„	750-500			
		80	—	4.08	33.98	26.99	8.17	1.82	—	0.28	7.2	—	„	1000-750			
		100	—	4.04	33.98	27.00	8.17	1.82	32.13	0.28	7.2	6.86	„	1500-30			
		150	—	3.62	33.98	27.04	8.16	1.86	32.84	0.30	7.4	6.87	„	1500-1000			
		200	—	3.17	34.00	27.09	8.12	2.00	32.84	0.31	8.9	6.79	N 70 B				
		300	—	3.07	34.16	27.23	8.05	2.41	—	0.00	15.5	5.78	N 100 B	131-0			
		400	—	2.64	34.19	27.30	8.05	2.51	37.12	0.00	19.8	5.56	N 100 B	520-290			
		590 ²	594	2.40	34.28	27.39	8.13	2.66	40.69	—	29.8	4.51	N 100 B	850-650			
		790 ²	—	2.35	34.43	27.51	8.12	2.85	41.41	—	41.1	3.98					
		990 ²	992	2.42	34.57	27.61	8.08	2.91	41.41	—	42.9	3.66					
		1480 ²	1484	2.39	34.72	27.74	8.13	2.66	40.69	—	43.5	3.89					
		1950 ¹	1942	2.18	34.78	27.80	8.13	2.57	34.27	—	44.1	4.22					
		2450 ¹	—	1.77	34.78	27.84	8.16	2.47	—	—	59.5	4.36					
		2950 ¹	2957	1.29	34.74	27.84	8.12	2.64	37.12	—	63.8	4.31					
3440 ¹	—	0.85	34.72	27.85	8.09	2.72	—	—	69.1	4.41							
3920 ¹	3922	0.64	34.70	27.85	8.12	2.72	40.69	—	72.8	4.32							
2461	3	0	—	3.52	33.96	27.03	8.16	1.82	29.98	0.28	7.2	6.96	N 50 V	100-0	2016		
		10	—	3.52	33.96	27.03	8.16	1.82	29.98	0.28	7.2	—	N 70 V	50-0			
		20	—	3.52	33.96	27.03	8.16	1.79	29.98	—	—	6.93	„	100-50			
		30	—	3.52	33.96	27.03	8.16	1.79	—	0.28	7.2	—	„	250-100			
		40	—	3.52	33.96	27.03	8.16	1.81	29.98	0.28	7.1	6.90	„	500-250			
		50	—	3.52	33.96	27.03	8.16	1.81	—	0.28	7.2	—	„	750-500			
		60	—	3.52	33.96	27.03	8.16	1.81	29.98	0.30	7.3	6.87	„	1000-750			
		80	—	3.50	33.96	27.03	8.16	1.81	—	0.30	7.4	—	„	1500-1000			
		100	—	3.42	33.98	27.06	8.16	1.84	28.56	0.31	7.4	6.85	N 70 B				
		150	—	2.80	34.08	27.20	8.08	2.11	41.41	0.06	13.8	6.19	N 100 B	110-0			
		175	—	3.00	—	—	—	—	—	—	—	—	N 100 B	450-235			
		200	—	2.82	34.16	27.25	8.08	2.34	39.26	0.00	15.7	5.77	N 100 B	750-0			
		300	—	2.43	34.20	27.32	8.04	2.47	—	0.00	19.1	5.46					
400	—	2.12	34.24	27.38	8.03	2.49	40.69	0.00	23.8	5.30							
590 ²	592	2.30	34.42	27.51	8.00	2.68	42.83	—	38.2	4.14							

Station	Position	Date	Hour	Sounding (metres)	WIND		SEA		Weather	Barometer (millibars)	Air Temp. °C.		Remarks
					Direction	Force (knots)	Direction	Force			Dry bulb	Wet bulb	
2461 <i>cont.</i>	49° 37' 6" S, 02° 01' 4" E	1938 25 x											
2462	51° 19' 2" S, 02° 13' 3" E	26 x	1000	3405*	NW	28-40	NW	5	om	988.6	3.3	2.5	heavy av. NW swell
2463	52° 41' 8" S, 02° 11' 4" E	26 x	2000	2659*	WNW	33-22	WNW	5	o	989.4	0.6	-1.1	heavy av. WNW swell
2464	53° 52' 4" S, 01° 56' 7" E	27 x	1000	2546*	WNW	28-33	WNW	5	c	986.7	0.0	—	heavy av. WNW swell
2465	55° 16' 6" S, 01° 38' 4" E	27 x	2000	3954*	WNW	4-6	WNW	2	om	982.6	-1.7	-2.3	mod. short W swell
2466	54° 41' 2" S, 02° 33' 9" E	28 x	0900	2266*	N	4-6	N	2	os	979.9	0.3	-1.1	low short WNW swell

Station	Age of moon (days)	HYDROLOGICAL OBSERVATIONS											BIOLOGICAL OBSERVATIONS				Remarks					
		Depth (metres)	Depth by thermometer	Temp. °C.	S ‰	at	pH	Mg.—atom m. ³				O ₂ c.c. litre	Gear	Depth (metres)	TIME							
								P	Nitrate + Nitrite N ₂	Nitrite N ₂	Si				From	To						
2461 cont.	3	790 ²	—	2.32	34.53	27.59	7.99	2.78	44.26	—	43.5	3.83	TD NHP N 100 H N 100 B	15 50-0 5-0 110-0	1005 — 1018 1022	— — 1043 1042	KT					
		1000 ²	998	2.38	34.64	27.68	7.99	2.68	43.55	—	45.2	3.78										
		1490 ¹	1494	2.30	34.76	27.77	8.13	2.32	54.26?	—	46.8	3.97										
		1990 ¹	—	1.88	34.76	27.81	8.15	2.40	39.26	—	51.5	4.10										
		2490 ¹	2490	1.32	34.75	27.85	8.10	2.51	—	—	58.1	4.26										
		2980 ¹	—	0.89	34.71	27.85	8.15	2.64	41.41	—	65.3	4.24										
		3480 ¹	3477	0.58	34.69	27.84	8.19	2.64	40.69	—	67.3	4.27										
2462	3	0	—	1.90	33.95	27.17	—	—	—	—	—	TD NHP N 100 H N 100 B	15 50-0 5-0 110-0	1005 — 1018 1022	— — 1043 1042	KT						
2463	4	0	—	-1.15	34.08	27.44	8.12	2.19	39.26	0.24	35.2						7.73	NHP N 70 V " " " " " " " " N 100 H N 100 B N 100 B N 100 B	50-0 50-0 100-50 250-100 500-250 750-500 1000-750 1500-1000 5-0 146-0 550-220 900-0	2016 — — — — — — — — 2244 2247 2247 2247	— — — — — — — — — 2314 2308 2327 2343	KT Depth estimated DGP. Failed to close
		10	—	-1.16	34.08	27.44	8.12	2.19	37.84	0.24	35.4						—					
		20	—	-1.17	34.08	27.44	8.12	2.19	38.55	0.24	35.2						7.66					
		30	—	-1.19	34.08	27.44	8.12	2.19	—	0.24	35.1	—										
		40	—	-1.20	34.08	27.44	8.12	2.19	39.26	0.24	35.0	7.61										
		50	—	-1.21	34.08	27.44	8.12	2.19	—	0.24	34.9	—										
		60	—	-1.21	34.08	27.44	8.12	2.19	39.26	0.24	35.6	7.60										
		80	—	-1.41	34.10	27.46	8.11	2.24	—	0.24	36.2	—										
		100	—	-1.41	34.10	27.46	8.11	2.24	39.26	0.24	36.8	7.45										
		150	—	-1.11	34.16	27.50	8.08	2.30	42.83	0.21	37.8	6.96										
		200	—	0.60	34.41	27.62	8.00	2.60	44.98	0.00	46.8	5.01										
		300	—	1.61	34.60	27.70	7.97	2.64	—	0.00	54.6	4.00										
		400	—	1.63	34.61	27.72	7.97	2.59	44.26	0.00	56.2	4.03										
		600	—	1.64	34.69	27.77	7.98	2.59	44.26	—	61.8	4.08										
		790 ¹	790	1.50	34.70	27.79	8.07	2.59	43.55	—	62.3	4.00										
		990 ¹	—	1.23	34.70	27.82	8.08	2.59	43.55	—	63.2	4.12										
1490 ¹	1488	0.72	34.69	27.83	8.11	2.59	42.83	—	69.8	4.22												
1980 ¹	—	0.47	34.69	27.84	8.11	2.64	41.41	—	77.3	4.31												
2480 ¹	2482	0.31	34.67	27.84	8.10	2.64	42.83	—	77.6	4.32												
2464	4	0	—	-1.40	34.07	27.44	—	—	—	—	—	TD NHP N 100 H N 100 B	15 50-0 5-0 137-0	1007 — 1017 1021	— — 1044 1041	KT						
2465	5	0	—	-1.76	34.15	27.52	8.07	2.28	42.12	0.23	39.3						7.19	NHP N 50 V N 70 V " " " " " " " N 100 H N 70 B N 100 B N 100 B N 70 B N 100 B	50-0 100-0 50-0 100-50 250-100 500-250 750-500 1000-750 1500-1000 5-0 125-0 480-230 750-510	2008 — — — — — — — — — 2228 2231 2231 2231	— — — — — — — — — — 2255 2251 2311 2314	KT Depth estimated DGP
		10	—	-1.76	34.15	27.52	8.08	2.28	42.12	0.24	39.1						—					
		20	—	-1.76	34.15	27.52	8.09	2.28	41.41	0.23	39.0						7.15					
		30	—	-1.76	34.15	27.52	8.09	2.28	—	0.23	39.1	—										
		40	—	-1.76	34.15	27.52	8.09	2.28	42.12	0.23	39.7	7.12										
		50	—	-1.76	34.15	27.52	8.09	2.28	—	0.23	39.7	—										
		60	—	-1.76	34.15	27.52	8.09	2.28	42.12	0.23	39.5	7.09										
		80	—	-1.75	34.15	27.52	8.09	2.28	—	0.24	39.7	—										
		100	—	-1.73	34.16	27.52	8.09	2.28	45.69	0.24	39.9	7.08										
		150	—	-1.43	34.25	27.58	8.07	2.30	52.11	0.21	40.3	6.52										
		200	—	0.30	34.44	27.66	8.01	2.64	51.40	0.00	43.9	5.19										
		300	—	1.21	34.59	27.73	7.98	2.64	—	0.00	46.6	4.39										
		400	—	1.42	34.64	27.75	7.98	2.64	51.40	0.00	52.4	4.22										
		590 ²	589	1.52	34.70	27.80	8.00	2.72	51.40	—	55.5	4.09										
		790 ²	—	1.43	34.70	27.80	8.01	2.64	45.69	—	57.8	4.19										
		990 ²	992	1.12	34.69	27.80	8.04	2.64	47.12	—	62.8	4.25										
1490 ¹	1493	0.60	34.69	27.84	8.10	2.64	47.12	—	68.0	4.31												
1990 ¹	—	0.26	34.67	27.85	8.10	2.68	46.40	—	71.8	4.42												
2490 ¹	2496	0.09	34.67	27.86	8.10	2.68	—	—	72.8	4.58												
2980 ¹	—	-0.02	34.66	27.85	8.08	2.68	46.40	—	74.9	4.76												
3470 ¹	3472	-0.10	34.66	27.86	8.10	2.68	47.12	—	73.8	4.88												
2466	5	0	—	-1.60	34.14	27.50	—	—	—	—	—	TD NHP N 50 V N 70 B N 100 B	23 50-0 100-0 131-0	0904 — — 0925	— — 0917 0945	In loose pack ice KT						

Station	Position	Date	Hour	Sounding (metres)	WIND		SEA		Weather	Barometer (millibars)	Air Temp. C.		Remarks
					Direction	Force (knots)	Direction	Force			Dry bulb	Wet bulb	
2467	54° 24.1' S, 03° 15.2' E	1938 28 x	1300	119*	NW	4-6	NW	2	bc	981.0	-0.7	-0.7	low short WNW swell
2468	53° 32.1' S, 04° 50.6' E	28 x	2200	2297*	WSW	4-6	WSW	2	bc	988.1	-1.1	-2.2	low short W swell
2469	52° 52.6' S, 06° 07.2' E	29 x	0600	3030*	S x W	1-3	S x W	1	c	993.4	-0.3	-1.4	low short S x W swell
2470	52° 11.7' S, 07° 36.4' E	29 x	1500	3888*	SSE	7-10	SSE	2	c	999.2	0.0	-1.1	low short SW swell
2471	51° 34.2' S, 08° 50.9' E	29 x	2200	4085*	Lt airs	0-3	—	0	o	1005.8	-0.3	-1.7	low short NW swell
2472	50° 45.6' S, 10° 26.8' E	30 x	0900	3820*	NE	7-10	NE	2	o	1005.2	1.7	0.0	low short NE swell
2473	51° 19.1' S, 11° 32.5' E	30 x	1500	2820*	NNE	28-33	NNE	4	os	1000.5	0.4	0.0	conf. swell
2474	51° 53.6' S, 12° 40.6' E	30 x	2200	3272*	NNE	28-40	NNE	6	ors	981.2	0.6	0.3	mod. av. NE swell
2475	52° 35.1' S, 14° 05.9' E	31 x	0900	2522*	NNW	17-21	NNW	5	om	974.1	1.1	1.0	conf. swell
2476	53° 18.7' S, 15° 33' E	31 x	1600	3669*	NW	22-27	NW	5	os	973.1	0.0	-1.1	mod. av. NNW swell

Station	Age of moon (days)	HYDROLOGICAL OBSERVATIONS											BIOLOGICAL OBSERVATIONS				Remarks		
		Depth (metres)	Depth by thermometer	Temp. C.	S /	σ _t	pH	Mg.—atom m. ³				O ₂ c.c. litre	Gear	Depth (metres)	TIME				
								P	Nitrate - Nitrite N ₂	Nitrite N ₂	Si				From	To			
2467	5	0	—	-1.02	34.02	27.38	—	—	—	—	—	—	N 100 H N 70 B N 100 B DLH	5-0 60-0 124-119	1301 1303 1338	1326 1323 1341	KT		
2468	6	0	—	-0.70	34.06	27.40	—	—	—	—	—	—	NHP N 50 V N 100 H N 70 B N 100 B TYFB	50-0 100-0 5-0 111-0 340-180	2202 — 2227 2230 2230	— 2212 2254 2250 2300	KT DGP		
2469	6	0	—	-0.11	33.95	27.30	8.12	2.05	—	0.25	23.6	7.53	TD NHP N 50 V N 70 V	23 50-0 100-0 50-0	0609	—	0739	KT DGP	
		10	—	-0.33	33.95	27.31	8.12	2.09	—	0.25	23.6	—	..	50-0	—	—	—	—	—
		20	—	-0.42	33.96	27.31	8.13	2.09	—	0.25	23.8	7.61	..	100-0	—	—	—	—	—
		30	—	-0.47	33.98	27.33	8.13	2.11	—	0.25	23.6	—	..	50-0	—	—	—	—	—
		40	—	-0.60	33.98	27.34	8.14	2.11	—	0.25	23.5	7.60	..	100-50	—	—	—	—	—
		50	—	-0.66	33.98	27.34	8.14	2.11	—	0.25	27.5	—	..	250-100	—	—	—	—	—
		60	—	-0.69	33.99	27.35	8.14	2.11	—	0.26	27.4	7.60	..	500-250	—	—	—	—	—
		80	—	-0.70	33.99	27.35	8.14	2.11	—	0.26	27.5	—	..	750-500	—	—	—	—	—
		100	—	-0.77	34.00	27.36	8.13	2.11	—	0.25	27.4	7.53	..	1000-750	—	—	0739	—	—
		150	—	-0.91	34.06	27.41	8.12	2.11	—	0.23	30.7	7.35	N 100 H	5-0	0755	0820	—	—	
		200	—	-0.71	34.14	27.46	8.11	2.19	—	0.19	32.2	7.08	N 70 B	—	—	—	—	—	
		300	—	1.31	34.52	27.66	8.00	2.57	—	0.00	47.5	4.27	N 100 B	135-0	0757	0817	KT	—	
		400	—	1.63	34.65	27.74	7.99	2.64	—	0.00	51.3	3.96	TYFB	310-200	0757	0827	DGP	—	
		600	—	1.74	34.67	27.75	8.00	2.60	—	—	52.1	4.04	..	—	—	—	—	—	
		790 ¹	790	1.60	34.70	27.78	8.09	2.51	—	—	54.1	3.89	..	—	—	—	—	—	
		980 ¹	—	1.39	34.69	27.78	8.10	2.51	—	—	58.1	3.98	..	—	—	—	—	—	
		1470 ¹	1474	0.85	34.69	27.82	8.12	2.59	—	—	63.0	4.17	..	—	—	—	—	—	
		1970 ¹	—	0.53	34.69	27.84	8.11	2.64	—	—	66.3	4.36	..	—	—	—	—	—	
		2470 ¹	2467	0.41	34.67	27.84	8.12	2.66	—	—	71.5	4.33	..	—	—	—	—	—	
2470	6	0	—	0.60	33.91	27.22	—	—	—	—	—	—	N 70 B N 100 B	156-0	1508	1528	KT		
2471	7	0	—	1.05	33.95	27.22	—	—	—	—	—	—	NHP N 50 V N 100 H N 70 B N 100 B TYFB	50-0 100-0 5-0 100-0 310-250	2209 — 2230 2234 2234	2218 2255 2254 2304	KT DGP		
2472	7	0	—	2.08	33.97	27.17	—	—	—	—	—	—	TD NHP N 50 V N 100 H N 70 B N 100 B	18 50-0 100-0 5-0 174-0	0906 — 0921 0925	— 0918 0947 0945	KT		
2473	7	0	—	0.28	33.95	27.27	—	—	—	—	—	—	N 70 B N 100 B	122-0	1509	1529	KT		
2474	8	0	—	-0.50	34.04	27.37	—	—	—	—	—	—	NHP N 100 B	50-0 114-0	2213 2230	2218 2251	KT		
2475	8	0	—	-0.70	34.09	27.42	—	—	—	—	—	—	TD NHP N 100 H N 70 B N 100 B	20 50-0 5-0 164-0	0908 — 0924 0926	— 0919 0949 0946	KT		
2476	9	0	—	-1.31	34.16	27.50	8.10	2.28	—	0.21	42.0	7.68	NHP	50-0	1607	—	—		
		10	—	-1.31	34.16	27.50	8.10	2.28	—	0.21	42.1	—	N 50 V	100-0	—	—	—		
		20	—	-1.32	34.16	27.50	8.11	2.28	—	0.21	41.6	7.63	N 70 V	50-0	—	—	—		
		30	—	-1.32	34.16	27.50	8.11	2.24	—	0.21	41.6	—	..	100-50	—	—	—		
		40	—	-1.33	34.16	27.50	8.11	2.28	—	0.21	41.6	7.62	..	250-100	—	—	—		

Station	Position	Date	Hour	Sounding (metres)	WIND		SEA		Weather	Barometer (millibars)	Air Temp. °C.		Remarks
					Direction	Force (knots)	Direction	Force			Dry bulb	Wet bulb	
2476 <i>cont.</i>	53° 18.7' S, 15° 33' E	1938 31 x											
2477	54° 30.4' S, 18° 46' E	1 xi	1250	3411*	W x S	28-33	W	5	o	979.5	-1.1	-2.2	heavy short W swell
2478	54° 17.3' S, 20° 16.4' E	2 xi	0600	3134*	NW	17-21	NW	4	os	975.1	0.0	-1.1	heavy long NW swell
2479	53° 02.5' S, 20° 28.1' E	2 xi	2100	3369*	WNW	22-33	WNW	5	o	984.2	-1.1	-1.8	heavy av. NW x W swell
2480	51° 37.8' S, 20° 32.2' E	3 xi	0900	3807*	W x S	17-21	W x S	4	o	990.0	-0.3	-1.1	heavy short W x N swell
2481	50° 44.2' S, 20° 33.2' E	3 xi	1600	4115*	N	22-27	N	5	ors	984.8	0.8	0.5	conf. NW, W x N and WSW swells

Station	Age of moon (days)	HYDROLOGICAL OBSERVATIONS											BIOLOGICAL OBSERVATIONS				Remarks	
		Depth (metres)	Depth by thermometer	Temp. °C.	S ‰	σ _t	pH	Mg.—atom m. ³					O ₂ c.c. litre	Gear	Depth (metres)	TIME		
								P	Nitrate + Nitrite N ₂	Nitrite N ₂	Si	From				To		
2476 cont.	9	50	—	-1.40	34.16	27.51	8.12	2.28	—	0.21	42.0	—	N 70 V	500-250				
		60	—	-1.40	34.16	27.51	8.12	2.28	—	0.21	41.8	7.61	"	750-500				
		80	—	-1.40	34.16	27.51	8.12	2.28	—	0.21	42.0	—	"	1000-750	—	1728		
		100	—	-1.43	34.17	27.52	8.12	2.28	—	0.21	42.3	7.61	N 100 H	5-0	1756	1823		
		150	—	-1.47	34.24	27.58	8.11	2.28	—	0.20	42.0	7.30	N 100 B	137-0	1800	1820	KT	
		200	—	-0.30	34.43	27.69	8.04	2.51	—	0.10	44.0	5.82	TYFB	290-140	1800	1830	DGP	
		300	—	1.36	34.65	27.76	7.99	2.51	—	0.00	53.4	4.24						
		400	—	0.91														
		590	—	0.91	34.69	27.82	8.02	2.64	—	—	55.7	4.40						
		790 ¹	784	0.71	34.69	27.83	8.08	2.64	—	—	59.7	4.29						
		990 ¹	—	0.62	34.69	27.84	8.08	2.68	—	—	70.8	4.21						
		1490 ¹	1489	0.39	34.69	27.85	8.09	2.79	—	—	73.3	4.29						
		1980 ¹	—	0.19	34.68	27.86	8.10	2.72	—	—	72.8	4.54						
		2460 ¹	2463	0.00	34.67	27.86	8.07	2.79	—	—	73.5	4.79						
2477	9	0	—	-1.60	34.08	27.45	—	—	—	—	—	NHP	50-0	1305	1309			
													N 100 B	124-0	1317	1337	KT	
2478	10	0	—	-1.71	34.03	27.41	8.10	2.34	—	0.24	41.3	7.77	TD	29	0612	—	-1 hour	
		10	—	-1.71	34.03	27.41	8.11	2.34	—	0.24	41.3	—	NHP	50-0				
		20	—	-1.71	34.03	27.41	8.11	2.34	—	0.24	40.9	7.72	N 50 V	100-0				
		30	—	-1.71	34.03	27.41	8.11	2.34	—	0.24	41.3	—	N 70 V	50-0				
		40	—	-1.71	34.03	27.41	8.11	2.34	—	0.24	41.3	7.69	"	100-50				
		50	—	-1.71	34.03	27.41	8.11	2.34	—	0.24	41.3	—	"	250-100				
		60	—	-1.71	34.04	27.42	8.11	2.34	—	0.24	41.3	7.69	"	500-250				
		80	—	-1.67	34.06	27.43	8.11	2.34	—	0.24	41.3	—	"	750-500				
		100	—	-1.67	34.06	27.43	8.08	2.34	—	0.24	41.0	7.67	"	1000-750	—	0749		
		150	—	-1.41	34.15	27.51	8.08	2.34	—	0.21	42.8	7.41	N 100 H	5-0	0825	0858		
		200	—	0.22	34.42	27.64	8.00	2.64	—	0.05	50.6	5.41	N 100 B	128-0	0828	0848	KT	
		300	—	1.21	34.65	27.77	7.94	2.70	—	0.00	59.3	4.28	N 70 B					
		400	—	1.31	34.66	27.77	7.95	2.70	—	0.00	59.7	4.25	N 100 B	240-140	0828	0859	DGP	
		590 ²	—	1.02	34.69	27.81	7.99	2.70	—	—	61.9	4.27						
790 ²	794	0.80	34.69	27.82	8.01	2.87	—	—	68.9	4.33								
970 ¹	965	0.61	34.68	27.84	8.06	2.87	—	—	70.7	4.19								
1460 ¹	—	0.33	34.68	27.85	8.03	2.87	—	—	72.0	4.39								
1950 ¹	1949	0.15	34.68	27.86	8.11	2.87	—	—	74.5	4.54								
2440 ¹	—	-0.01	34.67	27.86	8.11	2.87	—	—	78.6	4.73								
2930 ¹	2931	-0.16	34.66	27.86	8.11	2.87	—	—	76.0	4.84								
2479	11	0	—	-0.85	34.14	27.48	—	—	—	—	—	NHP	50-0	2109	2115			
													N 100 H	5-0	2119	2145		
													N 100 B	155-0	2122	2144	KT	
2480	11	0	—	0.25	33.98	27.30	—	—	—	—	—	TD	21	0904				
													NHP	50-0				
													N 50 V	100-0	—	0919		
													N 100 H	5-0	0922	0947		
													N 70 B	135-0	0925	0945	KT	
2481	11	0	—	0.24	33.93	27.25	8.12	1.96	—	0.29	22.4	7.59	NHP	50-0	1609			
		10	—	0.24	33.93	27.25	8.13	1.96	—	0.29	22.2	—	N 50 V	100-0				
		20	—	0.21	33.94	27.26	8.13	1.96	—	0.29	22.4	7.57	N 70 V	50-0				
		30	—	0.21	33.94	27.26	8.13	1.96	—	0.29	22.5	—	"	100-50				
		40	—	0.19	33.94	27.26	8.13	1.96	—	0.29	22.7	7.55	"	250-100				
		50	—	0.19	33.94	27.26	8.13	1.96	—	0.29	22.5	—	"	500-250				
		60	—	0.19	33.94	27.26	8.13	1.96	—	0.29	22.8	7.53	"	750-500				
		80	—	0.15	33.95	27.27	8.12	1.90	—	0.29	23.4	—	"	1000-750	—	1729		
		100	—	0.09	33.95	27.28	8.11	1.96	—	0.29	23.4	7.51	N 100 H	5-0	1821	1848		
		150	—	0.09	34.04	27.35	8.08	2.32	—	0.19	25.3	6.79	N 70 B					
		200	—	0.71	34.17	27.42	8.03	2.57	—	0.00	27.2	5.77	N 100 B	123-0	1824	1844	KT	
		300	—	1.80	34.44	27.57	7.94	2.78	—	0.00	49.5	4.03	N 100 B	420-225	1824	1855	DGP	
		400	—	1.92	34.54	27.64	7.93	2.78	—	0.00	50.8	3.86						
		600 ²	598	1.99	34.68	27.74	8.01	2.78	—	—	52.0	3.80						
790 ²	—	1.93	34.70	27.75	8.00	2.78	—	—	52.1	3.98								
990 ²	985	1.85	34.73	27.79	8.02	2.68	—	—	51.9	4.15								

Station	Position	Date	Hour	Sounding (metres)	WIND		SEA		Weather	Barometer (millibars)	Air Temp. °C.		Remarks
					Direction	Force (knots)	Direction	Force			Dry bulb	Wet bulb	
2481 <i>cont.</i>	50° 44' 2" S, 20° 33' 2" E	1938 3 xi											
2482	47° 43' 7" S, 20° 03' 9" E	5 xi	0900	4927*	NNW	4-6	conf.	—	bcsq	1008.0	4.7	2.9	conf. swell
			1230	—	SW	11-16	conf.	—	bcsq	—	—	—	conf. swell
2483	43° 47' 4" S, 20° 00' E	6 xi	1600	4833*	W×N	28-40	W×N	5	b	1020.5	9.5	7.4	mod. short W×N swell
2484	40° 45' 4" S, 19° 49' 3" E	7 xi	1600	5044*	W	7-10	W	3	b	1022.7	14.4	11.1	low long WSW swell

Station	Age of moon (days)	HYDROLOGICAL OBSERVATIONS											BIOLOGICAL OBSERVATIONS				Remarks			
		Depth (metres)	Depth by thermometer	Temp. C.	s	σ _t	pH	Mg.—atom m. ³				O ₂ c.c. litre	Gear	Depth (metres)	TIME					
								P	Nitrate + Nitrite N ₂	Nitrite N ₂	Si				From	To				
2481 cont.	11	1480 ²	1482	1.36	34.74	27.84	8.05	2.70	—	—	54.6	4.36								
		1970 ¹	1969	0.91	34.71	27.85	8.09	2.78	—	—	60.0	4.36								
		2470 ¹	—	0.57	34.69	27.84	8.15	2.78	—	—	66.5	4.35								
		2970 ¹	2977	0.35	34.68	27.85	8.14	2.85	—	—	70.0	4.51								
		3460 ¹	—	0.23	34.67	27.85	8.08	2.85	—	—	72.9	4.73								
		3950 ¹	—	0.20	34.67	27.85	8.11	2.85	—	—	75.7	4.62								
2482	13	0	—	4.00	33.92	26.95	8.15	1.75	—	0.26	4.9	6.95	NHP	50-0	0917					
		10	—	4.00	33.92	26.95	8.15	1.75	—	0.26	5.0	—	N 50 V	100-0						
	13	20	—	4.00	33.92	26.95	8.15	1.75	—	0.26	4.9	6.90	N 70 V	50-0						
		30	—	3.93	33.92	26.96	8.16	1.75	—	0.26	4.9	—	..	100-50						
		40	—	3.91	33.92	26.96	8.16	1.75	—	0.26	5.0	6.89	..	250-100						
		50	—	3.90	33.92	26.96	8.16	1.75	—	0.26	4.9	—	..	500-250						
		60	—	3.90	33.92	26.96	8.16	1.75	—	0.26	5.0	6.87	..	750-500						
		80	—	3.90	33.92	26.96	8.16	1.75	—	0.26	5.0	—	..	1000-750						
		100	—	3.90	33.92	26.96	8.16	1.82	—	0.26	5.0	6.88	N 70 B	119-0				1159	1219	KT
		150	—	3.60	33.95	27.01	8.13	1.90	—	0.16	6.4	6.66	N 100 B							
		200	—	3.32	34.06	27.13	8.08	2.00	—	0.00	10.1	6.15	N 70 B	300-180				1159	1229	DGP
		300	—	2.83	34.14	27.23	8.03	2.20	—	0.00	19.2	5.71	N 100 B							
		400	—	2.63	34.20	27.30	8.01	2.41	—	0.00	23.9	5.31	
		600 ²	596	2.44	34.33	27.42	8.05	2.55	—	—	30.8	4.44	
		800 ²	—	2.40	34.43	27.51	8.03	2.78	—	—	42.2	3.88	
		1000 ²	995	2.51	34.58	27.62	8.01	2.72	—	—	45.9	3.88	
		1500 ²	1498	2.40	34.74	27.76	8.04	2.47	—	—	45.3	4.19	
		1940 ¹	1930	2.17	34.78	27.80	8.13	2.26	—	—	46.0	4.34	
		2440 ¹	—	1.71	34.77	27.83	8.13	2.40	—	—	53.9	4.43	
		2940 ¹	2945	1.26	34.74	27.84	8.13	2.57	—	—	65.6	4.46	
3430 ¹	—	0.78	34.69	27.83	8.17	2.64	—	—	69.7	4.29						
3910 ¹	3911	0.54	34.67	27.83	8.15	2.74	—	—	72.3	4.52						
2483	14	0	—	12.51	35.12	26.60	8.23	0.49	—	0.29	<1.7	5.67	NHP	50-0	1606					
		10	—	12.51	35.12	26.60	8.23	0.49	—	0.29	<1.7	—	N 70 V	50-0						
		20	—	12.52	35.12	26.60	8.23	0.49	—	0.29	<1.7	5.62	..	100-50				1653		
		30	—	12.53	35.12	26.59	8.23	0.49	—	0.29	<1.7	—	..	250-100						
		40	—	12.53	35.12	26.59	8.23	0.49	—	0.29	<1.7	5.61	..	500-250				1832		
		50	—	12.51	35.12	26.60	8.23	0.49	—	0.29	<1.7	—	..	750-500						
		60	—	12.50	35.12	26.60	8.23	0.49	—	0.29	<1.7	5.57	..	1000-750				1933	Very heavy stray on [wire	
		80	—	12.52	35.12	26.60	8.23	0.49	—	0.29	<1.7	—						
		100	—	11.02	34.82	26.66	8.18	0.74	—	0.19	<1.7	5.47	N 70 B	86-0				1952	2012	KT
		150	—	9.55	34.58	26.72	8.17	0.86	—	0.21	<1.7	5.69	N 100 B	175-100				1952	2023	
		200	—	10.65	34.91	26.79	8.10	1.14	—	0.00	6.6	4.52	N 70 B	175-0				1952	2029	
		300	—	8.43	34.70	26.99	8.05	1.58	—	0.00	12.7	4.28	N 100 B
		400	—	6.46	34.53	27.14	8.02	2.11	—	0.00	17.9	4.23	
		590 ²	588	4.21	34.38	27.30	8.05	2.47	—	—	28.2	4.24	
		780 ²	—	3.47	34.45	27.42	8.05	2.64	—	—	36.5	3.85	
		980 ²	982	2.99	34.53	27.54	8.02	2.64	—	—	42.9	3.74	
		1470 ²	—	2.64	34.69	27.69	8.04	2.47	—	—	41.8	3.95	
		1950 ²	1948	2.40	34.78	27.79	8.04	2.40	—	—	42.9	4.30	
		2410 ¹	2406	2.26	34.79	27.81	8.12	2.24	—	—	42.8	4.51	
		2900 ¹	—	1.90	34.78	27.83	8.17	2.24	—	—	48.1	4.37	
3390 ¹	3396	1.46	34.75	27.84	8.18	2.47	—	—	62.0	4.31						
3870 ¹	—	1.05	34.70	27.83	8.24	2.59	—	—	63.9	4.33						
4350 ¹	4345	0.61	34.69	27.84	8.15	2.64	—	—	70.4	4.53						
2484	15	0	—	15.66	35.41	26.16	8.24	0.40	—	0.21	3.3	5.38	NHP	50-0	1616					
		10	—	15.61	35.41	26.17	8.24	0.40	—	0.21	3.3	—	N 50 V	100-0						
		20	—	15.61	35.41	26.17	8.24	0.40	—	0.21	3.3	5.33	N 70 V	1000-750				1737		
		30	—	15.51	35.41	26.19	8.24	0.40	—	0.21	3.3	—	..	750-500						
		40	—	15.51	35.41	26.19	8.24	0.40	—	0.21	3.3	5.28	..	500-250				1842	1902	KT
		50	—	15.46	35.41	26.20	8.24	0.40	—	0.21	3.4	—	..	250-100						
		60	—	15.41	35.41	26.22	8.24	0.40	—	0.25	3.3	5.19	..	100-50				1842	1912	Depth estimated
		80	—	14.56	35.37	26.37	8.23	0.40	—	Trace	3.5	—	..	50-0						
		100	—	14.41	35.35	26.39	8.20	0.40	—	0.00	4.0	5.08	N 70 B	101-0				1842	1902	KT
		150	—	13.81	35.30	26.48	8.21	0.57	—	0.00	4.3	5.01	N 100 B	300-150				1842	1912	
		200	—	13.54	35.25	26.49	8.16	0.67	—	0.00	5.0	4.65	N 70 B							..
		300	—	11.39	34.92	26.66	8.16	0.87	—	0.00	5.4	5.04	N 100 B

Station	Position	Date	Hour	Sounding (metres)	WIND		SEA		Weather	Barometer (millibars)	Air Temp. °C.		Remarks
					Direction	Force (knots)	Direction	Force			Dry bulb	Wet bulb	
2484 <i>cont.</i>	40° 45' 4" S, 19° 49' 3" E	1938 7 xi											
2485	37° 26' S, 19° 52' 4" E	8 xi	1400	3464*	SE	11-16	SE	3	bc	1011.6	17.8	15.6	low av. SW swell
2486	34° 38' S, 20° 42' 5" E	9 xi	1200	82*	SW	7-10	SW	2	orm	1005.2	18.9	18.3	low av. SW swell
2487	34° 40' 1" S, 15° 42' 6" E	23 xi	1600	4400*	SW	7-10	SW x W	3	bc	1021.1	16.6	11.7	heavy short SW swell
2488	35° 44' S, 12° 31' 5" E	24 xi	1600	4910*	W x N	11-21	W	4	bc	1019.2	17.2	13.3	mod. av. WSW swell

Station	Age of moon (days)	HYDROLOGICAL OBSERVATIONS											BIOLOGICAL OBSERVATIONS				Remarks	
		Depth (metres)	Depth by thermometer	Temp. °C.	S ‰	σ _t	pH	Mg.—atom m. ³				O ₂ c.c. litre	Gear	Depth (metres)	TIME			
								P	Nitrate + Nitrite N ₂	Nitrite N ₂	Si				From	To		
2484 cont.	15	400	—	10.35	34.84	26.79	8.15	1.14	—	0.00	5.8	4.84						
		600 ²	604	7.55	34.60	27.04	8.12	1.92	—	—	14.9	4.21						
		800 ²	—	4.74	34.40	27.25	8.07	2.47	—	—	21.0	4.29						
		1000 ²	1001	3.74	34.41	27.36	8.02	2.72	—	—	30.4	4.07						
		1490 ²	—	2.73	34.62	27.64	8.04	2.66	—	—	43.9	3.80						
		1970 ²	1971	2.67	34.78	27.77	8.09	2.24	—	—	41.5	4.38						
		2460 ¹	2459	2.49	34.82	27.82	8.10	2.07	—	—	40.6	4.48						
		2980 ¹	—	2.31	34.82	27.83	8.22	2.09	—	—	42.7	4.59						
		3490 ¹	3488	1.73	34.78	27.85	8.13	2.34	—	—	54.8	4.54						
		3980 ¹	—	1.12	34.71	27.83	8.18	2.49	—	—	67.0	4.40						
		4460 ¹	4464	0.91	34.70	27.84	8.15	2.64	—	—	70.4	4.49						
2485	16	0	—	17.42	35.49	25.80	8.25	0.27	—	0.08	<1.7	5.34						
		10	—	17.42	35.49	25.80	8.25	0.27	—	—	0.08	<1.7						—
		20	—	17.02	35.49	25.90	8.25	0.27	—	—	0.08	<1.7						5.29
		30	—	16.92	35.49	25.92	8.25	0.27	—	—	0.16	<1.7						—
		40	—	16.92	35.49	25.92	8.25	0.27	—	—	0.16	<1.7						5.14
		50	—	16.82	35.49	25.95	8.24	0.27	—	—	0.09	<1.7						—
		60	—	16.77	35.49	25.96	8.25	0.27	—	—	0.14	<1.7						5.17
		80	—	16.62	35.49	26.00	8.23	0.46	—	—	0.11	<1.7						—
		100	—	16.49	35.49	26.03	8.23	0.38	—	—	0.21	<1.7						4.99
		150	—	16.24	35.50	26.09	8.23	0.38	—	—	0.34	<1.7						5.07
		200	—	15.95	35.47	26.14	8.21	0.59	—	—	0.00	<1.7						4.47
		300	—	14.81	35.39	26.33	8.18	0.72	—	—	0.00	3.4						4.40
		400	—	13.46	35.26	26.51	8.18	0.78	—	—	0.00	4.2						4.61
		600 ²	599	11.21	35.00	26.76	8.18	1.18	—	—	—	5.4						4.61
		800 ²	—	8.17	34.67	27.01	8.14	1.73	—	—	—	9.5						4.35
		910 ¹	913	6.13	34.51	27.17	8.22	2.30	—	—	—	16.2						4.03
		1320 ¹	—	3.26	34.55	27.53	8.11	2.72	—	—	—	35.2						3.50
1690 ¹	1688	2.72	34.75	27.74	8.12	2.41	—	—	—	35.8	4.03							
2070 ¹	—	2.61	34.80	27.79	8.21	2.03	—	—	—	35.4	4.35							
2430 ¹	2434	2.47	34.84	27.83	8.21	2.03	—	—	—	34.8	4.51							
2486	17	—	—	—	—	—	—	—	—	—	—	—						
2487	2	0	—	17.27	35.50	25.85	8.24	0.15	—	0.00	<1.7	5.42						
		10	—	17.27	35.50	25.85	8.24	0.15	—	—	0.00	<1.7						—
		20	—	17.27	35.50	25.85	8.24	0.15	—	—	0.00	<1.7						5.41
		30	—	17.22	35.50	25.86	8.24	0.15	—	—	0.00	<1.7						—
		40	—	17.12	35.50	25.88	8.24	0.15	—	—	0.00	<1.7						5.39
		50	—	16.52	35.49	26.02	8.19	0.42	—	—	0.33	<1.7						—
		60	—	16.21	35.49	26.09	8.18	0.42	—	—	0.33	<1.7						4.65
		80	—	16.01	35.49	26.14	8.19	0.38	—	—	0.09	<1.7						—
		100	—	15.73	35.45	26.17	8.19	0.38	—	—	0.06	<1.7						4.92
		150	—	14.73	35.37	26.34	8.19	0.53	—	—	0.00	<1.7						4.88
		200	—	13.54	35.14	26.41	8.18	0.57	—	—	0.00	<1.7						5.07
		300	—	12.25	35.10	26.64	8.15	0.76	—	—	0.00	3.1						4.77
		400	—	10.66	34.87	26.75	8.14	0.97	—	—	0.00	4.2						4.82
		590 ²	587	6.66	34.49	27.08	8.08	1.75	—	—	—	12.0						4.39
		770 ²	—	4.33	34.34	27.25	8.08	2.03	—	—	—	18.1						4.63
		960 ²	956	3.65	34.44	27.40	8.00	2.38	—	—	—	31.9						3.98
		1460 ²	1464	2.76	34.69	27.68	8.04	2.28	—	—	—	39.1						3.97
1730 ¹	—	2.82	34.79	27.76	8.13	1.94	—	—	—	34.7	4.35							
2150 ¹	2148	2.75	34.84	27.80	8.19	1.67	—	—	—	30.4	4.60							
2540 ¹	2537	2.50	34.85	27.83	8.17	1.60	—	—	—	30.5	4.81							
2990 ¹	—	2.41	34.85	27.83	8.20	1.50	—	—	—	32.7	4.74							
3450 ¹	3448	2.21	34.82	27.84	8.20	1.54	—	—	—	35.3	4.74							
2488	3	0	—	17.47	35.49	25.79	8.22	0.13	—	0.07	<1.7	5.34						
		10	—	17.47	35.49	25.79	8.23	0.13	—	—	0.07	<1.7						—
		20	—	17.42	35.49	25.80	8.23	0.13	—	—	0.07	<1.7						5.24
		30	—	17.37	35.49	25.82	8.23	0.13	—	—	0.07	<1.7						—
		40	—	17.32	35.49	25.83	8.23	0.13	—	—	0.07	<1.7						5.22
		50	—	17.32	35.49	25.83	8.23	0.13	—	—	0.08	<1.7						—
		60	—	17.22	35.49	25.85	8.23	0.13	—	—	0.09	<1.7						5.25

Station	Position	Date	Hour	Sounding (metres)	WIND		SEA		Weather	Barometer (millibars)	Air Temp. °C.		Remarks
					Direction	Force (knots)	Direction	Force			Dry bulb	Wet bulb	
2488 <i>cont.</i>	35° 44' S, 12° 31.5' E	1938 24 xi											
2489	36° 33.9' S, 09° 44.9' E	25 xi	1600	5040*	SW × W	4-6	SW × W	1	b	1022.5	15.0	11.7	low long WSW swell
2490	38° 03.5' S, 06° 15.7' E	26 xi	1607	5035*	NNW	7-10	NNW	3	oe	1018.3	13.9	12.8	low av. NNW swell
2491	39° 15' S, 02° 38.2' E	27 xi	1606	4998*	SW	11-21	SW	4	c	1000.9	10.8	9.7	conf. swell

Station	Age of moon (days)	HYDROLOGICAL OBSERVATIONS										BIOLOGICAL OBSERVATIONS				Remarks	
		Depth (metres)	Depth by thermometer	Temp. °C.	S / ‰	σ _t	pH	Mg.—atom m. ³				O ₂ c.c. litre	Gear	Depth (metres)	TIME		
								P	Nitrate Nitrite N ₂	Nitrite N ₂	Si				From		To
2488 <i>cont.</i>	3	80	—	16.52	35.48	26.01	8.16	0.44	—	0.21	< 1.7	—	N 70 V N 70 B N 100 B TYFB	1000-750	—	1737	KT DGP
		100	—	16.33	35.46	26.04	8.16	0.44	—	0.15	< 1.7	4.68		117-0	1849	1909	
		150	—	15.64	35.40	26.16	8.16	0.44	—	0.00	< 1.7	4.88		360-180	1849	1919	
		200	—	14.79	35.35	26.31	8.17	0.53	—	0.00	< 1.7	4.91					
		300	—	13.30	35.16	26.48	8.16	0.68	—	0.00	2.8	4.88					
		400	—	11.46	34.98	26.70	8.11	0.87	—	0.00	3.6	4.80					
		510 ²	505	9.72	34.78	26.85	8.12	1.18	—	—	6.4	4.46					
		660 ²	—	7.04	34.53	27.07	8.09	1.88	—	—	12.6	4.36					
		820 ²	818	4.93	34.38	27.22	8.11	2.15	—	—	17.1	4.50					
		1260 ²	—	3.19	34.50	27.49	8.03	2.57	—	—	35.5	3.83					
		1720 ²	1722	2.75	34.70	27.70	8.03	2.30	—	—	34.4	4.04					
		2130 ¹	2126	2.68	34.80	27.78	8.18	1.92	—	—	34.3	4.28					
		2560 ¹	—	2.52	34.83	27.81	8.18	1.84	—	—	33.9	4.55					
		2990 ¹	2987	2.36	34.84	27.84	8.20	1.79	—	—	36.8	4.51					
		3440 ¹	—	2.08	34.82	27.85	8.16	2.00	—	—	40.7	4.66					
3890 ¹	3894	1.37	34.75	27.85	8.17	2.22	—	—	51.8	4.37							
2489	4	0	—	14.46	35.11	26.20	8.21	0.34	—	0.05	< 1.7	5.77	NHP	50-0	1607		
		10	—	14.41	35.11	26.21	8.21	0.34	—	0.05	< 1.7	—	N 50 V	100-0			
		20	—	14.31	35.11	26.23	8.21	0.34	—	0.05	< 1.7	5.74	N 70 V	50-0			
		30	—	14.31	35.11	26.23	8.21	0.34	—	0.05	< 1.7	—	"	100-50			
		40	—	14.31	35.11	26.23	8.21	0.34	—	0.05	< 1.7	5.71	"	250-100			
		50	—	14.26	35.11	26.24	8.21	0.34	—	0.05	< 1.7	—	"	500-250			
		60	—	14.16	35.11	26.26	8.21	0.34	—	0.05	< 1.7	5.67	"	750-500			
		80	—	13.40	35.04	26.36	8.18	0.44	—	0.14	< 1.7	—	"	1000-750	—	1729	
		100	—	12.66	34.92	26.41	8.17	0.59	—	0.14	< 1.7	5.42	N 70 B				
		150	—	12.12	34.92	26.52	8.17	0.59	—	0.30	< 1.7	5.48	N 100 B	86-0	1835	1855	KT
		200	—	11.22	34.79	26.59	8.16	0.68	—	0.06	< 1.7	5.46	TYFB	290-140	1835	1905	DGP
		300	—	10.33	34.78	26.74	8.11	1.01	—	0.00	3.5	5.06					
		400	—	9.24	34.70	26.86	8.10	1.18	—	0.00	4.2	4.92					
		590 ²	592	6.65	34.47	27.07	8.06	1.98	—	—	9.0	4.49					
		790 ²	—	4.73	34.35	27.22	8.06	2.28	—	—	18.3	4.48					
		1000 ²	1000	3.66	34.40	27.36	8.04	2.49	—	—	27.3	4.19					
		1500 ²	—	2.83	34.62	27.63	8.02	2.41	—	—	38.4	3.83					
		2000 ²	2004	2.72	34.78	27.77	8.04	2.07	—	—	35.9	4.43					
		2490 ¹	2493	2.51	34.83	27.82	8.14	1.92	—	—	33.7	4.60					
2970 ¹	—	2.35	34.83	27.83	8.17	1.88	—	—	34.7	4.77							
3450 ¹	3447	2.14	34.81	27.84	8.18	1.92	—	—	43.7	4.65							
3950 ¹	—	1.44	34.76	27.84	8.17	2.19	—	—	57.2	4.55							
4450 ¹	4446	1.10	34.72	27.83	8.08	2.32	—	—	65.0	4.61							
2490	5	0	—	12.51	34.51	26.13	8.17	0.49	—	0.08	< 1.7	5.97	NHP	50-0	1608		
		10	—	12.41	34.51	26.15	8.17	0.49	—	0.08	< 1.7	—	N 50 V	100-0			
		20	—	11.91	34.51	26.24	8.17	0.49	—	0.08	< 1.7	6.03	N 70 V	50-0			
		30	—	11.82	34.51	26.26	8.18	0.49	—	0.08	< 1.7	—	"	100-50			
		40	—	11.81	34.51	26.26	8.18	0.49	—	0.08	< 1.7	5.99	"	250-100			
		50	—	11.78	34.51	26.27	8.18	0.53	—	0.08	< 1.7	—	"	500-250			
		60	—	11.76	34.51	26.27	8.18	0.53	—	0.08	< 1.7	5.96	"	750-500			
		80	—	11.31	34.51	26.35	8.17	0.61	—	0.11	< 1.7	—	"	1000-850	—	1853	Net closed prema- [turally
		100	—	11.12	34.61	26.48	8.17	0.63	—	0.53	< 1.7	5.77	N 70 B				
		150	—	10.34	34.52	26.54	8.15	0.70	—	0.26	< 1.7	5.79	N 100 B	102-0	1907	1927	KT
		200	—	10.86	34.79	26.66	8.13	0.84	—	0.00	< 1.7	5.19	TYFB	360-200	1907	1937	DGP
		300	—	9.31	34.62	26.80	8.09	1.06	—	0.00	3.8	5.19					
		400	—	7.99	34.51	26.91	8.08	1.31	—	0.00	4.9	5.07					
		550 ²	547	5.67	34.30	27.06	8.13	1.84	—	—	8.1	4.92					
		740 ²	—	4.17	34.23	27.18	8.15	2.13	—	—	13.3	5.12					
		930 ²	937	3.26	34.25	27.28	8.14	2.36	—	—	19.1	4.81					
		1400 ²	—	2.84	34.51	27.54	8.02	2.59	—	—	34.7	3.78					
		1850 ²	1853	2.68	34.69	27.69	8.04	2.30	—	—	37.5	4.04					
		2290 ¹	2294	2.58	34.79	27.78	8.11	2.03	—	—	36.6	4.48					
2760 ¹	—	2.44	34.83	27.82	8.17	1.86	—	—	34.0	4.57							
3220 ¹	3216	2.24	34.81	27.83	8.19	1.84	—	—	34.6	4.60							
3660 ¹	—	1.77	34.78	27.85	8.16	2.15	—	—	45.0	4.50							
4100 ¹	4100	1.23	34.73	27.84	8.17	2.22	—	—	52.4	4.46							
2491	6	0	—	11.29	34.39	26.27	8.17	0.67	—	0.12	< 1.7	6.16	NHP	50-0	1608		
		10	—	11.30	34.39	26.27	8.17	0.67	—	0.12	< 1.7	—	N 50 V	100-0			

Station	Position	Date	Hour	Sounding (metres)	WIND		SEA		Weather	Barometer (millibars)	Air Temp. °C.		Remarks
					Direction	Force (knots)	Direction	Force			Dry bulb	Wet bulb	
2491 cont.	39° 15' S, 02° 38.2' E	1938 27 xi											
2492	40° 12.8' S, 00° 37.6' W	28 xi	1607	4852*	W x S	22-27	W x S	5	c	1013.1	11.1	7.8	mod. long WSW swell
2493	42° 03.9' S, 00° 03.5' E	29 xi	1524	472*	NW	22-27	NW	5	o	1000.4	11.1	10.0	mod. av. NW swell
2494	43° 18.1' S, 00° 54.6' E	30 xi	0900	4040*	W	27-11	W	4	o	1006.8	10.0	10.0	conf. swell

Station	Age of moon (days)	HYDROLOGICAL OBSERVATIONS											BIOLOGICAL OBSERVATIONS				Remarks	
		Depth (metres)	Depth by thermometer	Temp. C.	S‰	σ _t	pH	Mg.—atom m. ³				O ₂ c.c. litre	Gear	Depth (metres)	TIME			
								P	Nitrate + Nitrite N ₂	Nitrite N ₂	Si				From	To		
2491 cont.	6	20	—	11:20	34:39	26:29	8:17	0:67	—	0:12	<1:7	6:15	N 70 V	1000-750			KT DGP	
		30	—	10:92	34:39	26:34	8:17	0:67	—	0:12	<1:7	—		750-500				
		40	—	10:62	34:39	26:39	8:18	0:67	—	0:12	<1:7	6:18		500-250				
		50	—	10:59	34:39	26:40	8:17	0:68	—	0:12	<1:7	—		250-100				
		60	—	10:53	34:39	26:41	8:17	0:68	—	0:12	<1:7	6:13		100-50				
		80	—	9:62	34:42	26:57	8:16	0:74	—	0:22	<1:7	—		50-0				
		100	—	9:33	34:42	26:62	8:16	0:91	—	0:22	<1:7	6:11	N 100 B	86-0	1750	1839 1859		
		150	—	9:09	34:42	26:67	8:17	0:95	—	0:25	<1:7	6:12		TYFB	310-250			1839
		200	—	8:85	34:44	26:73	8:13	1:01	—	0:00	2:4	5:85						
		300	—	8:27	34:45	26:82	8:10	1:31	—	0:00	3:4	5:40						
		400	—	6:88	34:42	26:99	8:05	1:75	—	0:00	5:5	5:08						
		590 ²	588	4:43	34:21	27:13	8:05	2:09	—	—	10:1	5:34						
		780 ²	—	3:54	34:22	27:23	8:06	2:28	—	—	15:3	5:15						
		980 ²	978	2:98	34:24	27:31	8:03	2:45	—	—	22:3	4:72						
		1470 ²	—	2:69	34:52	27:55	7:99	2:59	—	—	37:5	3:91						
		1970 ²	1974	2:64	34:73	27:73	8:04	2:30	—	—	36:2	4:22						
		2480 ¹	2483	2:51	34:81	27:81	8:15	2:01	—	—	34:9	4:55						
		2970 ¹	—	2:36	34:81	27:82	8:16	1:98	—	—	36:8	4:59						
3460 ¹	3456	2:05	34:79	27:82	8:16	2:07	—	—	42:7	4:62								
3950 ¹	—	1:39	34:77	27:85	8:15	2:30	—	—	61:1	4:49								
4440 ¹	4442	1:06	34:71	27:84	8:11	2:49	—	—	69:2	4:61								
2492	7	0	—	11:92	34:44	26:19	8:17	0:61	9:99	0:09	<1:7	6:00	NHP	50-0	1615	—	GMT	
		10	—	11:93	34:44	26:19	8:17	0:61	9:99	0:09	<1:7	—	N 50 V	100-0				
		20	—	11:92	34:44	26:19	8:17	0:61	9:99	0:09	<1:7	5:97	N 70 V	50-0				
		30	—	11:83	34:44	26:21	8:17	0:61	—	0:09	<1:7	—	100-50					
		40	—	11:77	34:44	26:22	8:17	0:61	9:99	0:09	<1:7	6:00	250-100					
		50	—	11:51	34:44	26:27	8:17	0:65	—	0:10	<1:7	—	500-250					
		60	—	11:31	34:49	26:34	8:17	0:65	9:99	0:11	<1:7	5:98	750-500					
		80	—	10:32	34:50	26:52	8:17	0:74	—	0:36	<1:7	—	1000-750					
		100	—	10:32	34:50	26:52	8:15	0:78	9:99	0:49	<1:7	5:85	1500-1000	—	1808			
		150	—	9:26	34:45	26:66	8:13	0:97	14:28	0:00	<1:7	5:79	N 70 B	126-0	1904	1924		KT
		200	—	9:45	34:63	26:78	8:11	1:10	14:28	0:00	2:5	5:31						
		300	—	7:66	34:45	26:91	8:07	1:50	—	0:00	4:0	5:19	N 100 B	550-220	1904	1944		Depth estimated DGP
		400	—	6:35	34:34	27:01	8:04	1:75	25:70	0:00	6:3	5:10	N 70 B	950-500	1904	1947		
		590 ²	588	4:11	34:22	27:17	8:05	2:07	27:13	—	9:7	5:37						
		780 ²	—	3:36	34:23	27:25	8:05	2:28	29:27	—	16:2	5:10						
		970 ²	969	2:96	34:30	27:35	8:01	2:43	32:13	—	20:7	4:67						
		1470 ²	—	2:66	34:53	27:57	8:01	2:60	37:12	—	33:6	3:93						
		1970 ²	1967	2:63	34:74	27:74	8:01	2:22	23:56	—	35:2	4:26						
2460 ¹	2457	2:48	34:82	27:82	8:08	2:00	—	—	34:3	4:59								
2940 ¹	—	2:31	34:82	27:83	8:16	2:00	23:56	—	33:4	4:64								
3430 ¹	3426	1:95	34:78	27:82	8:14	2:07	—	—	42:7	4:50								
3920 ¹	—	1:32	34:76	27:85	8:16	2:41	31:41	—	51:7	4:44								
4420 ¹	4418	1:03	34:70	27:83	8:13	2:45	34:98	—	61:3	4:44								
2493	8	—	—	—	—	—	—	—	—	—	—	DLH	472	1546	1547			
2494	9	0	—	9:17	34:46	26:69	8:17	0:87	14:28	0:21	<1:7	6:18	NHP	50-0	0924	KT {Upper netting torn. Catch retained Depth estimated DGP. N 100 B probably did not fish properly		
		10	—	9:17	34:48	26:71	8:17	0:87	14:28	0:21	<1:7	—	N 70 V	50-0				
		20	—	9:13	34:48	26:71	8:17	0:87	14:28	0:21	<1:7	6:13	100-50					
		30	—	9:13	34:48	26:71	8:17	0:87	—	0:22	<1:7	—	250-100					
		40	—	9:12	34:48	26:71	8:18	0:87	14:28	0:21	<1:7	6:11	500-250					
		50	—	9:12	34:48	26:71	8:18	0:91	—	0:22	<1:7	—	750-500					
		60	—	9:12	34:48	26:71	8:18	0:91	14:28	0:22	<1:7	6:11	1000-750					
		80	—	9:12	34:48	26:71	8:18	0:91	—	0:22	<1:7	—	1500-1000	—	1117			
		100	—	9:12	34:48	26:71	8:18	0:91	14:28	0:23	<1:7	6:11	N 100 B	150-0	1155		1215	
		150	—	9:12	34:48	26:71	8:15	0:95	14:28	0:23	<1:7	6:09	N 100 B	650-270	1155		1235	
		200	—	8:85	34:47	26:75	8:15	1:03	17:13	0:11	<1:7	5:93	N 70 B	1100-600	1155		1238	DGP. N 100 B probably did not fish properly
		300	—	8:16	34:47	26:85	8:11	1:22	—	0:00	2:5	5:73						
		400	—	6:96	34:40	26:97	8:07	1:73	21:42	0:00	5:9	5:13						
		590 ²	594	4:49	34:24	27:16	8:07	2:13	31:41	—	9:1	5:35						
		790 ²	—	3:56	34:22	27:22	8:04	2:26	34:98	—	13:2	5:34						
		990 ²	988	3:07	34:27	27:32	8:04	2:43	38:55	—	20:2	4:90						
		1440 ¹	1441	2:67	34:48	27:52	8:06	2:60	45:69	—	37:4	3:79						
		1920 ¹	—	2:60	34:69	27:70	8:09	2:38	37:12	—	38:5	3:92						

Station	Position	Date	Hour	Sounding (metres)	WIND		SEA		Weather	Barometer (millibars)	Air Temp. °C.		Remarks
					Direction	Force (knots)	Direction	Force			Dry bulb	Wet bulb	
2494 <i>cont.</i>	43° 18.1' S, 00° 54.6' E	1938 30 xi											
2495	47° 11.2' S, 01° 17.5' E	1 xii	1604	4235*	W × N	28-33	W × N	5	cp	996.4	3.9	2.8	mod. long W × N swell
2496	50° 20.7' S, 01° 03.3' E	2 xii	2000	3482*	NNE	4-10	NNE	2	osd	982.9	2.8	2.0	mod. short W swell
2497	51° 50.1' S, 00° 55.2' E	3 xii	1000	3023*	SE × E	28-33	SE × E	5	ors	967.1	0.7	0.6	conf. swell
2498	52° 53.5' S, 00° 50.3' E	3 xii	2000	2577*	SSW	22-33	SSW	4	osq	987.3	0.0	-0.6	mod. short S swell

Station	Age of moon (days)	HYDROLOGICAL OBSERVATIONS											BIOLOGICAL OBSERVATIONS				Remarks
		Depth (metres)	Depth by thermometer	Temp. °C.	S ‰	σ _t	pH	Mg.—atom m. ³				O ₂ c.c. litre	Gear	Depth (metres)	TIME		
								P	Nitrate + Nitrite N ₅	Nitrite N ₂	Si				From	To	
2494 cont.	9	2400 ¹	2399	2.40	34.81	27.81	8.09	2.17	—	—	41.1	4.36					
		2880 ¹	—	2.05	34.81	27.84	8.14	2.09	38.55	—	42.0	4.37					
		3370 ¹	3373	1.55	34.76	27.83	8.15	2.26	40.69	—	47.3	4.24					
2495	10	0	—	4.20	33.91	26.92	8.15	1.79	23.56	0.29	7.9	6.95					
		10	—	4.20	33.91	26.92	8.17	1.79	23.56	0.29	7.9	—					
		20	—	4.20	33.92	26.93	8.17	1.79	23.56	0.29	7.9	6.92					
		30	—	4.20	33.92	26.93	8.17	1.84	—	0.29	7.9	—					
		40	—	4.12	33.95	26.97	8.17	1.84	24.99	0.29	7.9	6.92					
		50	—	4.03	33.96	26.98	8.17	1.84	—	0.29	7.9	—					
		60	—	4.01	33.96	26.98	8.17	1.84	23.56	0.30	8.0	6.88					
		80	—	3.90	33.96	26.99	8.17	1.84	—	0.31	7.9	—					
		100	—	3.84	33.97	27.01	8.16	1.90	24.99	0.31	8.0	6.88					
		150	—	3.11	33.98	27.09	8.13	2.00	26.41	0.29	9.6	6.86					
		200	—	2.81	34.05	27.17	8.11	2.19	26.41	0.14	12.0	6.61					
		300	—	2.52	34.14	27.27	8.05	2.38	—	0.00	17.5	5.90					
		400	—	2.09	34.20	27.34	8.05	2.49	27.84	0.00	19.5	5.55					
		600 ²	598	2.21	34.34	27.45	8.05	2.66	29.27	—	33.3	4.58					
		790 ²	—	2.41	34.50	27.56	7.99	2.70	34.27	—	38.8	3.95					
		970 ²	974	2.41	34.59	27.64	8.02	2.79	32.13	—	40.2	3.74					
		1460 ²	1462	2.38	34.75	27.77	8.04	2.47	30.70	—	45.3	4.08					
		1960 ¹	1959	2.10	34.78	27.81	8.15	2.28	23.56	—	45.9	4.33					
		2450 ¹	—	1.61	34.77	27.84	8.15	2.49	—	—	50.1	4.37					
		2950 ¹	2948	1.19	34.73	27.84	8.15	2.49	19.99	—	64.9	4.32					
3440 ¹	—	0.81	34.69	27.83	8.10	2.60	34.27	—	73.3	4.51							
2496	11	0	—	2.75	33.96	27.10	8.14	1.88	23.56	0.21	12.1	7.20					
		10	—	2.76	33.96	27.10	8.14	1.90	23.56	0.21	12.1	—					
		20	—	2.70	33.96	27.11	8.14	1.90	23.56	0.21	12.1	7.17					
		30	—	2.67	33.96	27.11	8.15	1.92	—	0.21	12.1	—					
		40	—	2.62	33.96	27.11	8.15	1.92	23.56	0.21	12.1	7.14					
		50	—	2.62	33.96	27.11	8.15	1.92	—	0.21	12.0	—					
		60	—	2.61	33.97	27.12	8.15	1.92	24.99	0.21	12.1	7.14					
		80	—	2.50	33.97	27.13	8.14	1.92	—	0.21	12.2	—					
		100	—	2.30	33.97	27.15	8.13	1.98	26.41	0.25	12.4	7.04					
		150	—	1.46	34.10	27.31	8.08	2.22	29.27	0.00	18.0	6.33					
		200	—	1.50	34.17	27.37	8.05	2.36	30.70	0.00	22.9	5.76					
		300	—	1.81	34.31	27.45	7.98	2.57	—	0.00	35.2	4.78					
		400	—	1.95	34.42	27.52	7.96	2.66	30.70	0.00	39.2	4.30					
		570 ²	—	2.20	34.52	27.59	7.96	2.66	32.13	—	45.7	3.79					
		760 ²	762	2.23	34.61	27.66	7.98	2.66	32.13	—	48.2	3.80					
		930 ¹	933	2.23	34.69	27.72	8.03	2.38	30.70	—	50.4	3.81					
		1410 ¹	—	2.11	34.76	27.79	8.10	2.30	27.84	—	50.6	4.22					
		1890 ¹	1889	1.61	34.75	27.83	8.08	2.30	24.99	—	53.4	4.37					
		2370 ¹	—	1.18	34.71	27.83	8.11	2.47	—	—	59.5	4.38					
		2850 ¹	2852	0.71	34.69	27.83	8.10	2.60	29.27	—	68.3	4.45					
2497	12	0	—	1.49	33.90	27.15	—	—	—	—	—	—					
		10	—	1.012													
		50-0	—	1024													
		100-0	—	1024													
2498	12	0	—	0.86	33.89	27.18	8.15	2.19	28.56	0.25	19.7	7.52					
		10	—	0.87	33.89	27.18	8.15	2.15	28.56	0.25	19.8	—					
		20	—	0.87	33.89	27.18	8.15	2.19	28.56	0.25	19.7	7.47					
		30	—	0.87	33.89	27.18	8.15	2.19	—	0.26	19.6	—					
40	—	0.80	33.90	27.20	8.15	2.19	28.56	0.25	19.7	7.46							
50	—	0.74	33.91	27.21	8.15	2.19	—	0.24	19.7	—							
60	—	0.48	33.94	27.24	8.14	2.24	28.56	0.24	19.9	7.44							
80	—	0.16	33.96	27.28	8.13	2.34	—	0.24	22.9	—							
100	—	0.08	34.01	27.33	8.09	2.34	36.41	0.20	26.0	7.12							
150	—	0.68	34.15	27.41	8.03	2.64	42.83	0.06	37.4	5.86							
200	—	1.44	34.42	27.56	7.95	3.06	49.97	0.00	42.0	4.38							
300	—	1.79	34.51	27.63	7.94	3.02	—	0.00	44.0	3.91							

Station	Position	Date	Hour	Sounding (metres)	WIND		SEA		Weather	Barometer (millibars)	Air Temp. °C.		Remarks
					Direction	Force (knots)	Direction	Force			Dry bulb	Wet bulb	
2498 <i>cont.</i>	52° 53.5' S, 00° 50.3' E	1938 3 xii											
2499	53° 50.7' S, 00° 46.6' E	4 xii	1000	2646*	SSW	7-10	SSW	3	bcp	1000.5	0.8	0.0	low short S swell
2500	55° 05.8' S, 00° 51.7' E	4 xii	2000	3345*	SW	4-6	—	1	c	1003.5	0.0	-1.7	low long WNW swell
2501	55° 30.2' S, 01° 23.7' E	5 xii	0900	3208*	NNE	28-33	NNE	5	ors	974.3	0.3	0.0	conf. swell
			1318	—	NNW	28-33	NNW	5	ors	—	—	—	conf. swell
2502	54° 54.4' S, 02° 35' E	5 xii	2100	3222*	NW × W	28-33	NW × W	5	c	977.0	1.1	0.3	conf. swell
2503	53° 33.9' S, 05° 06.3' E	6 xii	1500	3372*	NW	11-16	NW × W	4	om	994.0	1.7	1.6	heavy av. NW swell
2504	53° 08.1' S, 05° 51' E	6 xii	2000	3134*	WNW	22-33	WNW	5	omd	995.8	2.2	1.7	conf. swell

Station	Age of moon (days)	HYDROLOGICAL OBSERVATIONS											BIOLOGICAL OBSERVATIONS				Remarks		
		Depth (metres)	Depth by thermometer	Temp. °C.	S ‰	σ _t	pH	Mg.—atom m. ³				O ₂ c.c. litre	Gear	Depth (metres)	TIME				
								P	Nitrate + Nitrite N ₂	Nitrite N ₂	Si				From	To			
2498 cont.	12	400	—	1·82	34·59	27·68	7·95	2·95	47·83	0·00	53·2	3·86	N 100 B N 70 B N 100 B	580-230	2229	2309	Depth estimated DGP		
		570	—	1·84	34·69	27·75	7·96	2·89	47·83	—	55·3	3·95		940-510	2229	2312			
		760 ¹	755	1·81	34·72	27·78	8·09	2·64	44·98	—	56·6	3·98							
		960 ¹	—	1·63	34·72	27·80	8·09	2·57	39·26	—	58·8	4·02							
		1460 ¹	1460	1·05	34·71	27·84	8·11	2·68	41·41	—	64·0	4·25							
		1950 ¹	—	0·60	34·69	27·84	8·12	2·78	39·26	—	71·3	4·33							
		2430 ¹	2434	0·44	34·69	27·85	8·07	2·79	39·26	—	75·5	4·39							
2499	13	0	—	0·16	33·92	27·25	—	—	—	—	—	—	TD NHP	13	1004				
2500	13	0	—	0·77	33·93	27·30	8·19	1·81	—	0·26	20·2	8·10	NHP	50-0	2006				
		10	—	0·77	33·93	27·30	8·19	1·81	—	0·26	20·3	8·02	N 50 V	100-0	—	2017			
		20	—	0·77	33·94	27·31	8·19	1·82	—	0·27	19·7	7·99	N 100 H	5-0	2100	2131			
		30	—	0·80	33·94	27·31	8·19	1·82	—	0·27	20·1	7·99	N 70 B	132-0	2103	2123	KT		
		40	—	0·81	33·94	27·31	8·19	1·82	—	0·27	20·2	7·98	N 100 B						
		50	—	0·97	33·95	27·32	8·18	1·84	—	0·27	19·8	7·91	N 100 B	570-240	2103	2144	Depth estimated		
		100	—	1·33	34·05	27·41	8·14	2·17	—	0·22	30·3	7·57	N 70 B N 100 B	1000-550	2103	2147	DGP		
2501	14	0	—	1·43	33·91	27·31	8·13	2·01	39·26	0·20	39·9	7·61	TD NHP	14	0937				
		10	—	1·43	33·91	27·31	8·13	2·01	41·41	0·20	39·7	—							
	14	20	—	1·43	33·91	27·31	8·13	2·07	41·41	0·20	40·1	7·61	N 50 V	100-0					
		30	—	1·43	33·91	27·31	8·13	2·01	—	0·20	39·8	—	N 70 V	50-0					
		40	—	1·61	34·05	27·42	8·12	2·09	39·26	0·20	40·7	7·34	„	100-50					
		50	—	1·70	34·24	27·58	8·06	2·28	—	0·25	40·4	—	„	250-100					
		60	—	1·62	34·26	27·59	8·06	2·28	41·41	0·25	42·8	6·65	„	500-250					
		80	—	1·40	34·33	27·65	8·06	2·36	—	0·21	43·5	—	„	750-500					
		100	—	1·06	34·35	27·66	8·04	2·47	44·98	0·14	44·4	6·11	„	1000-0					
		150	—	0·48	34·51	27·70	7·99	2·64	47·83	0·00	49·3	4·88	„	1000-750	—	1235			
		200	—	1·00	34·60	27·74	7·97	2·74	49·97	0·00	54·8	4·46	N 100 H	5-0	1249	1324			
		300	—	1·21	34·67	27·79	7·98	2·72	—	0·00	58·5	4·27	N 100 B	140-0	1259	1317	KT		
		400	—	1·04	34·69	27·81	7·99	2·72	49·97	0·00	66·2	4·32							
		590 ²	—	0·81	34·69	27·82	8·00	2·79	47·83	—	67·2	4·27							
		780 ²	783	0·68	34·69	27·83	8·00	2·79	42·83	—	71·0	4·31							
		930 ¹	927	0·51	34·69	27·84	8·06	2·79	47·83	—	71·4	4·15							
		1400 ¹	—	0·27	34·69	27·86	8·06	2·79	44·98	—	75·0	4·31							
1870 ¹	1869	0·07	34·68	27·87	8·06	2·79	44·98	—	81·5	4·66									
2350 ¹	—	0·12	34·67	27·87	8·12	2·79	—	—	81·5	4·55									
2840 ¹	2845	0·29	34·67	27·88	8·13	2·83	47·83	—	81·8	4·80									
2502	14	0	—	0·85	34·01	27·37	—	—	—	—	—	NHP	50-0	2104	2109				
2503	15	0	—	0·20	34·06	27·38	—	—	—	—	—	—	NHP	50-0	1504	1517			
2504	15	0	—	0·79	33·90	27·20	8·19	1·96	—	0·25	18·3	7·61	NHP	50-0	2016				
		10	—	0·79	33·90	27·20	8·19	1·96	—	0·24	18·6	—	N 70 V	50-0					
		20	—	0·79	33·90	27·20	8·19	1·96	—	0·24	18·4	7·46	„	100-50					
		30	—	0·79	33·90	27·20	8·17	1·96	—	0·24	18·5	—	„	250-100					
		40	—	0·77	33·94	27·23	8·17	1·96	—	0·24	18·5	7·43	„	500-250					
		50	—	0·65	33·94	27·23	8·16	1·96	—	0·26	18·4	—	„	750-500					
		60	—	0·09	33·96	27·29	8·14	2·11	—	0·26	21·1	7·42	„	1000-750					
		80	—	0·01	34·02	27·34	8·14	2·00	—	0·25	22·9	—	N 100 H	5-0	—	2224			
		100	—	0·09	34·03	27·36	8·14	1·96	—	0·25	24·4	7·66	N 100 B	101-0	2240	2300	KT		
		150	—	0·48	34·08	27·41	8·15	1·84	—	0·25	29·4	7·81	N 100 B	225-175	2240	2310	DGP		
		200	—	0·38	34·19	27·50	8·06	2·53	—	0·13	40·9	6·31							
		300	—	1·53	34·58	27·69	7·97	2·91	—	0·00	43·3	4·02							
		400	—	1·82	34·62	27·71	7·96	2·89	—	0·00	47·9	3·89							
		590 ²	—	1·86	34·69	27·75	7·99	2·78	—	—	51·3	3·94							
		780 ²	783	1·73	34·72	27·79	8·01	2·74	—	—	54·1	4·07							
990 ¹	993	1·49	34·70	27·80	8·13	2·66	—	—	55·3	4·08									

Station	Position	Date	Hour	Sounding (metres)	WIND		SEA		Weather	Barometer (millibars)	Air Temp. °C.		Remarks
					Direction	Force (knots)	Direction	Force			Dry bulb	Wet bulb	
2504 <i>cont.</i>	53° 08.1' S, 05° 51' E	1938 6 xii											
2505	52° 20.1' S, 07° 11.9' E	7 xii	0900	3526*	WNW	17-21	WNW	4	om	995.7	2.8	2.8	heavy long WNW swell
2506	51° 41.8' S, 08° 16.7' E	7 xii	1500	3623*	WSW	22-27	WSW	4	bc	1000.5	2.1	1.6	mod. long W swell
2507	50° 55.7' S, 09° 32.4' E	7 xii	2200	4426*	SW × W	28-40	SW × W	5	c	1011.1	2.2	0.6	heavy av. WSW swell
2508	51° 10.4' S, 10° 56.4' E	8 xii	0900	4170*	WSW	28-33	WSW	5	c	1014.6	2.2	0.3	heavy short WSW swell
2509	51° 43.7' S, 11° 56.4' E	8 xii	1500	1798*	SW × W	22-27	WSW	4	bc	1003.5	1.7	0.1	heavy av. WSW swell
2510	52° 20.6' S, 13° 01.2' E	8 xii	2200	2849*	WSW	11-16	WSW	4	bc	1014.2	-0.6	-1.7	heavy av. WSW swell
2511	53° 16.7' S, 14° 41' E	9 xii	0900	4535*	W	7-10	W	2	bc	1012.9	0.0	-1.1	mod. av. WSW swell
2512	53° 40' S, 15° 32.1' E	9 xii	1607	3681*	W	11-16	W	3	bc	1012.0	-0.6	-1.1	mod. av. WSW swell
2513	54° 10.2' S, 16° 35.4' E	9 xii	2100	4501*	NNW	7-10	NNW	2	o	1004.3	-1.1	-1.2	low short W swell

Station	Age of moon (days)	HYDROLOGICAL OBSERVATIONS										BIOLOGICAL OBSERVATIONS				Remarks													
		Depth (metres)	Depth by thermometer	Temp. °C.	S ‰	σ _t	pH	Mg.—atom m. ³				O ₂ c.c. litre	Gear	Depth (metres)	TIME														
								P	Nitrate + Nitrite N ₂	Nitrite N ₂	Si				From		To												
2504 cont.	15	1480 ¹	—	0.97	34.70	27.82	8.11	2.64	—	—	63.0	4.22																	
		1970 ¹	1974	0.60	34.69	27.84	8.13	2.66	—	—	66.2	4.36																	
		2470 ¹	—	0.44	34.69	27.85	8.15	2.72	—	—	70.1	4.27																	
		2960 ¹	2964	0.28	34.68	27.85	8.08	2.79	—	—	73.3	4.58																	
2505	16	0	—	1.90	33.94	27.15	—	—	—	—	—	—																	
2506	16	0	—	1.60	33.95	27.19	—	—	—	—	—	—																	
2507	16	0	—	2.35	33.90	27.09	—	—	—	—	—	—																	
2508	16	0	—	1.65	33.94	27.17	—	—	—	—	—	—																	
2509	17	0	—	0.70	34.01	27.29	—	—	—	—	—	—																	
2510	17	0	—	0.28	34.02	27.33	—	—	—	—	—	—																	
2511	18	0	—	-0.87	34.18	27.51	8.14	2.24	—	0.25	37.2	7.67																	
		10	—	-0.90	34.18	27.51	8.14	2.24	—	0.25	37.4	—																	
		20	—	-0.90	34.18	27.51	8.14	2.24	—	0.25	37.1	7.64																	
		30	—	-0.90	34.18	27.51	8.14	2.24	—	0.25	36.8	—																	
		40	—	-0.90	34.18	27.51	8.14	2.24	—	0.24	37.0	7.61																	
		50	—	-0.90	34.18	27.51	8.14	2.24	—	0.25	37.3	—																	
		60	—	-0.90	34.18	27.51	8.14	2.24	—	0.25	37.5	7.61																	
		80	—	-0.90	34.18	27.51	8.12	2.24	—	0.25	37.1	—																	
		100	—	-1.11	34.18	27.52	8.12	2.32	—	0.24	37.1	7.45																	
		150	—	-1.21	34.24	27.57	8.11	2.41	—	0.23	41.4	6.91																	
		200	—	-0.35	34.42	27.67	8.04	2.49	—	0.09	44.7	5.81																	
		300	—	1.23	34.61	27.75	7.97	2.64	—	0.00	51.3	4.29																	
		400	—	1.42	34.69	27.78	7.99	2.64	—	0.00	55.3	4.19																	
		600 ²	597	1.12	34.69	27.81	8.02	2.66	—	—	60.2	4.21																	
		800 ²	—	0.90	34.70	27.83	8.06	2.72	—	—	61.8	4.25																	
		1000 ²	996	0.66	34.70	27.84	8.06	2.72	—	—	62.6	4.30																	
		1480 ²	1484	0.36	34.69	27.86	8.06	2.79	—	—	67.4	4.35																	
		1970 ¹	1974	0.09	34.69	27.87	8.13	2.83	—	—	70.7	4.56																	
		2470 ¹	—	-0.04	34.68	27.87	8.16	2.79	—	—	72.7	4.69																	
		2970 ¹	2970	-0.19	34.67	27.87	8.16	2.79	—	—	69.0	4.76																	
3470 ¹	—	-0.23	34.67	27.87	8.18	2.79	—	—	68.2	4.91																			
3970 ¹	3969	-0.22	34.67	27.87	8.09	2.79	—	—	67.3	4.97																			
2512	18	0	—	-0.70	34.23	27.54	—	—	—	—	—	—																	
2513	18	0	—	-0.52	34.17	27.48	—	—	—	—	—	—																	

Station	Position	Date	Hour	Sounding (metres)	WIND		SEA		Weather	Barometer (millibars)	Air Temp. °C.		Remarks
					Direction	Force (knots)	Direction	Force			Dry bulb	Wet bulb	
2514	55° 08.5' S, 18° 33.6' E	1938 10 xii	0900	3862*	WNW	17-21	WNW	4	c	994.7	0.0	0.0	mod. av. WNW swell
2515	55° 44' S, 19° 41' E	10 xii	1500	4221*	WNW	17-21	WNW	4	os	993.4	0.0	-0.6	mod. av. WNW swell
2516	56° 29.7' S, 19° 50.6' E	10 xii	2100	4506*	W	4-6	—	1	om	990.5	-1.7	-1.7	mod. av. W swell
2517	56° 56.9' S, 19° 30.3' E	11 xii	0600	4407*	SE	11-16	SE	1	o	990.0	-1.9	-2.2	low short NW swell
2518	53° 07.2' S, 19° 30.8' E	12 xii	0900	3835*	S x W	28-33	S	6	o	995.7	-0.6	-1.1	conf. S swell
2519	51° 56.8' S, 19° 32.4' E	12 xii	1600	3089*	SW x S	11-16	SW x S	3	o	995.5	-0.2	-0.7	conf. SW and S swells

Station	Age of moon (days)	HYDROLOGICAL OBSERVATIONS											BIOLOGICAL OBSERVATIONS				Remarks
		Depth (metres)	Depth by thermometer	Temp. °C.	S / ‰	σ _t	pH	Mg.—atom m. ³				O ₂ c.c. litre	Gear	Depth (metres)	TIME		
								P	Nitrate + Nitrite N ₂	Nitrite N ₂	Si				From	To	
2514	19	0	—	-0.62	34.04	27.39	—	—	—	—	—	—	TD NHP N 50 V N 100 H N 100 B	17 50-0 100-0 5-0 138-0	0911 — 0927 0930	— 0923 0952 0950	KT
2515	19	0	—	-1.00	34.07	27.42	—	—	—	—	—	—	N 100 H N 70 B N 100 B	5-0 97-0	1510 1513	1535 1533	KT
2516	19	0	—	-1.05	34.04	27.41	—	—	—	—	—	—	NHP N 50 V N 100 H N 70 B N 100 B TYFB	50-0 100-0 5-0 164-0 480-260	2104 — 2125 2129 2129	— 2113 2154 2149 2200	KT DGP
2517	19	0	—	-1.79	33.86	27.28	8.15	2.13	—	0.24	34.4	7.82	TD NHP N 50 V N 70 V	20 50-0 100-0 50-0	0610	—	On edge of pack ice
		10	—	-1.79	33.86	27.28	8.16	2.13	—	0.24	34.7	—	TD NHP N 50 V N 70 V	50-0 100-0 50-0			
		20	—	-1.79	33.86	27.28	8.16	2.13	—	0.23	34.8	7.75	TD NHP N 50 V N 70 V	100-0 50-0			
		30	—	-1.75	33.89	27.29	8.16	2.15	—	0.22	35.1	—	TD NHP N 50 V N 70 V	50-0			
		40	—	-1.71	33.90	27.30	8.16	2.15	—	0.23	36.0	7.69	TD NHP N 50 V N 70 V	100-50			
		50	—	-1.71	33.90	27.30	8.16	2.15	—	0.24	36.8	—	TD NHP N 50 V N 70 V	250-100			
		60	—	-1.71	33.94	27.33	8.16	2.15	—	0.24	37.5	7.62	TD NHP N 50 V N 70 V	500-250			
		80	—	-1.79	34.12	27.49	8.13	2.24	—	0.24	38.4	—	TD NHP N 50 V N 70 V	750-500			
		100	—	-1.76	34.13	27.49	8.13	2.36	—	0.24	38.4	7.42	TD NHP N 50 V N 70 V	1000-750	—	0743	
		150	—	-1.72	34.15	27.51	8.12	2.47	—	0.24	40.4	7.31	N 70 B N 100 B N 70 B N 100 B	110-0	0830	0851	KT
		200	—	-0.81	34.38	27.67	8.05	2.66	—	0.00	46.1	5.92	N 70 B N 100 B N 70 B N 100 B	370-175	0830	0900	DGP
		300	—	0.31	34.68	27.85	7.99	2.98	—	0.00	69.4	—	N 70 B N 100 B				
		400	—	0.38	34.69	27.85	7.99	2.87	—	0.00	72.9	4.16	N 70 B N 100 B				
		600 ²	594	0.27	34.70	27.87	8.04	2.87	—	—	74.8	4.13	N 70 B N 100 B				
		800 ²	—	0.20	34.69	27.86	8.04	2.87	—	—	73.8	4.30	N 70 B N 100 B				
		1000 ²	1002	0.10	34.68	27.86	8.04	2.93	—	—	78.6	4.44	N 70 B N 100 B				
		1500 ²	1496	-0.04	34.67	27.86	8.04	2.91	—	—	81.8	4.72	N 70 B N 100 B				
		1980 ¹	1978	-0.20	34.67	27.87	8.09	2.81	—	—	76.8	4.95	N 70 B N 100 B				
		2480 ¹	—	-0.29	34.66	27.87	8.16	2.79	—	—	74.3	4.93	N 70 B N 100 B				
		2980 ¹	2988	-0.33	34.66	27.87	8.16	2.79	—	—	72.4	5.02	N 70 B N 100 B				
		3470 ¹	—	-0.40	34.66	27.87	8.19	2.79	—	—	71.7	5.11	N 70 B N 100 B				
		3960 ¹	3961	-0.43	34.66	27.87	8.16	2.79	—	—	67.0	5.28	N 70 B N 100 B				
2518	20	0	—	-0.20	—	—	—	—	—	—	—	—	TD NHP N 100 H N 100 B	20 50-0 5-0 110-0	0908 — 0917 0920	— 0913 0943 0940	KT
2519	21	0	—	0.59	34.00	27.29	8.14	1.94	—	0.24	21.2	7.63	NHP N 50 V N 70 V	50-0 100-0 50-0	1609	—	Net split
		10	—	0.59	34.00	27.29	8.14	1.94	—	0.24	21.2	—	NHP N 50 V N 70 V	100-0 50-0			
		20	—	0.59	34.00	27.29	8.14	1.94	—	0.24	21.1	7.59	NHP N 50 V N 70 V	100-50			
		30	—	0.59	34.00	27.29	8.14	1.94	—	0.24	20.9	—	NHP N 50 V N 70 V	100-50			
		40	—	0.58	34.00	27.29	8.14	1.94	—	0.24	21.2	7.56	NHP N 50 V N 70 V	250-100			
		50	—	0.49	34.00	27.29	8.14	1.94	—	0.24	21.3	—	NHP N 50 V N 70 V	500-250			
		60	—	0.49	34.00	27.29	8.14	1.96	—	0.25	21.0	7.56	NHP N 50 V N 70 V	750-500			
		80	—	0.20	34.07	27.37	8.14	2.00	—	0.24	26.0	—	NHP N 50 V N 70 V	1000-750	—	1859	
		100	—	-0.11	34.09	27.40	8.09	2.28	—	0.19	29.0	7.16	N 100 H N 70 B N 100 B N 70 B N 100 B	5-0	1912	1943	
		150	—	0.07	34.20	27.48	8.06	2.51	—	0.13	34.4	6.28	N 100 H N 70 B N 100 B N 70 B N 100 B	115-0	1916	1936	KT
		200	—	1.26	34.40	27.56	7.98	2.74	—	0.00	40.2	4.64	N 100 H N 70 B N 100 B N 70 B N 100 B	330-180	1916	1945	DGP
		300	—	1.76	34.55	27.66	7.97	2.74	—	0.00	50.7	3.96	N 100 H N 70 B N 100 B N 70 B N 100 B				
		400	—	1.66	34.60	27.69	7.97	2.74	—	0.00	49.0	3.98	N 100 H N 70 B N 100 B N 70 B N 100 B				
		580 ²	—	1.76	34.68	27.76	8.02	2.70	—	—	51.3	3.92	N 100 H N 70 B N 100 B N 70 B N 100 B				
		780 ²	775	1.62	34.70	27.78	8.03	2.66	—	—	55.3	4.08	N 100 H N 70 B N 100 B N 70 B N 100 B				
		1000 ¹	996	1.54	34.71	27.80	8.08	2.51	—	—	56.7	4.18	N 100 H N 70 B N 100 B N 70 B N 100 B				
		1490 ¹	—	0.99	34.70	27.83	8.12	2.64	—	—	62.4	4.41	N 100 H N 70 B N 100 B N 70 B N 100 B				
		1980 ¹	1982	0.59	34.70	27.85	8.06	2.79	—	—	63.5	4.56	N 100 H N 70 B N 100 B N 70 B N 100 B				
		2430 ¹	—	0.38	34.69	27.85	8.13	2.79	—	—	68.1	4.48	N 100 H N 70 B N 100 B N 70 B N 100 B				
		2860 ¹	2865	0.30	34.68	27.85	8.09	2.98	—	—	—	4.48	N 100 H N 70 B N 100 B N 70 B N 100 B				Bottle touched bottom

Station	Position	Date	Hour	Sounding (metres)	WIND		SEA		Weather	Barometer (millibars)	Air Temp. °C.		Remarks
					Direction	Force (knots)	Direction	Force			Dry bulb	Wet bulb	
2520	49° 46.3' S, 19° 34.7' E	1938 13 xii	0900	4243*	N	7-10	N	3	omd	981.6	3.9	3.3	conf. swell
2521	48° 45.2' S, 19° 37.9' E	13 xii	1600	4537*	W × N	22-27	W × N	5	c	982.2	3.9	3.3	mod. av. W × N swell
2522	45° 38.9' S, 20° 15.2' E	14 xii	1600	4544*	W × S	22-27	W × S	5	cp	991.9	5.6	4.4	heavy av. W × S swell
2523	42° 24.9' S, 20° 09.5' E	15 xii	1600	5089*	WNW	4-6	WNW	1	c	1013.9	14.1	9.0	heavy short W swell

Station	Age of moon (days)	HYDROLOGICAL OBSERVATIONS											BIOLOGICAL OBSERVATIONS				Remarks		
		Depth (metres)	Depth by thermometer	Temp. °C.	S ‰	σ _t	pH	Mg.—atom m. ³				O ₂ c.c. litre	Gear	Depth (metres)	TIME				
								P	Nitrate + Nitrite N ₅	Nitrite N ₂	Si				From	To			
2520	21	0	—	2.10	33.89	27.10	—	—	—	—	—	—	TD	16	0906		KT		
													NHP	50-0					
													N 50 V	100-0	—	0916			
													N 100 H	5-0	0919	0946			
													N 70 B N 100 B	135-0	0922	0942			
2521	22	0	—	2.89	33.90	27.04	8.15	1.90	—	0.21	10.6	7.29	NHP	50-0	1606		KT		
		10	—	2.88	33.90	27.04	8.16	1.90	—	0.21	10.6	—	N 50 V	100-0					
		20	—	2.88	33.90	27.04	8.16	1.90	—	0.21	10.6	7.24	N 70 V	50-0					
		30	—	2.80	33.90	27.05	8.16	1.90	—	0.21	10.5	—	"	100-50					
		40	—	2.78	33.90	27.05	8.16	1.90	—	0.21	10.6	7.23	"	250-100					
		50	—	2.73	33.90	27.05	8.16	1.90	—	0.21	10.6	—	"	500-250					
		60	—	2.71	33.90	27.06	8.16	1.92	—	0.21	10.6	7.22	"	750-500					
		80	—	2.69	33.92	27.08	8.14	1.92	—	0.21	10.7	—	"	1000-500					
		100	—	1.70	33.94	27.16	8.13	2.03	—	0.20	12.4	7.16	"	1000-750		1750			
		150	—	1.59	33.99	27.22	8.11	2.11	—	0.11	15.7	6.82	N 70 B	122-0	1825	1845			
		200	—	2.11	34.14	27.30	8.02	2.49	—	0.00	20.4	5.72	N 100 B						
		300	—	1.97	34.24	27.39	7.99	2.66	—	0.00	27.5	5.10	N 70 B	350-200	1825	1855		DGP. N 100 B failed to close	
		400	—	2.12	34.33	27.45	7.97	2.79	—	0.00	31.5	4.53	N 100 B	350-0	1825	1903			
				600 ²	596	2.26	34.50	27.57	7.98	2.79	—	41.8	3.88						
				790 ²	—	2.30	34.58	27.63	7.98	2.79	—	44.5	3.81						
				990 ²	989	2.30	34.66	27.69	7.99	2.72	—	—	45.3	3.94					
				1480 ²	1477	2.10	34.76	27.79	8.06	2.59	—	—	46.2	4.23					
				1990 ¹	1993	1.60	34.74	27.82	8.13	2.57	—	—	52.4	4.31					
				2480 ¹	—	1.22	34.72	27.83	8.14	2.64	—	—	56.5	4.40					
				2970 ¹	2965	0.78	34.69	27.83	8.09	2.72	—	—	60.1	4.51					
		3460 ¹	—	0.58	34.69	27.84	8.14	2.79	—	—	62.4	4.51							
		3950 ¹	3954	0.27	34.67	27.85	8.15	2.79	—	—	71.0	4.63							
2522	23	0	—	5.74	33.99	26.82	8.15	1.69	—	0.26	2.9	6.73	NHP	50-0	1613		KT		
		10	—	5.75	33.99	26.81	8.15	1.69	—	0.26	3.0	—	N 70 V	50-0					
		20	—	5.75	33.99	26.81	8.15	1.69	—	0.26	2.9	6.69	"	100-50					
		30	—	5.74	33.99	26.82	8.15	1.69	—	0.26	3.0	—	"	250-0					
		40	—	5.72	33.99	26.82	8.15	1.69	—	0.26	2.9	6.67	"	250-100					
		50	—	5.72	33.99	26.82	8.15	1.69	—	0.26	2.9	—	"	500-250					
		60	—	5.72	33.99	26.82	8.15	1.69	—	0.26	3.0	6.67	"	750-500					
		80	—	5.64	33.99	26.83	8.15	1.69	—	0.26	3.1	—	"	1000-750					
		100	—	5.40	33.99	26.86	8.15	1.73	—	0.27	3.2	6.65	N 100 B	104-0	1845	1812			
		150	—	4.36	33.94	26.93	8.15	1.90	—	0.23	4.1	6.87	N 70 B			1905			
		200	—	4.72	34.01	26.95	8.14	1.98	—	0.29	5.1	6.55	N 100 B	340-180	1845	1915		DGP	
		300	—	3.93	34.12	27.12	8.11	2.28	—	0.00	8.2	6.02							
		400	—	3.13	34.15	27.23	8.06	2.41	—	0.00	12.8	5.82							
				560 ²	561	2.64	34.18	27.29	8.06	2.68	—	21.3	5.27						
				760 ²	—	2.69	34.35	27.42	8.00	2.89	—	30.9	4.36						
				950 ²	954	2.51	34.44	27.51	7.97	2.89	—	—	40.7	4.05					
				1430 ²	1428	2.41	34.64	27.68	8.02	2.89	—	—	45.1	3.92					
				1940 ¹	1939	2.29	34.77	27.78	8.17	2.57	—	—	46.3	4.19					
				2440 ¹	—	1.87	34.76	27.81	8.14	2.57	—	—	51.3	4.33					
				2940 ¹	2943	1.42	34.74	27.83	8.10	2.59	—	—	58.3	4.45					
		3420 ¹	—	1.01	34.72	27.84	8.18	2.66	—	—	71.5	4.42							
		3900 ¹	3903	0.58	34.69	27.84	8.14	2.79	—	—	77.2	4.52							
2523	24	0	—	11.81	34.81	26.50	8.20	0.82	—	0.19	<1.7	5.76	NHP	50-0	1606		KT		
		10	—	11.71	34.80	26.51	8.20	0.76	—	0.19	<1.7	—	N 50 V	100-0					
		20	—	11.63	34.79	26.52	8.20	0.78	—	0.19	<1.7	5.79	N 70 V	50-0					
		30	—	11.61	34.79	26.52	8.20	0.78	—	0.19	<1.7	—	"	100-50					
		40	—	11.59	34.79	26.52	8.20	0.78	—	0.19	<1.7	5.79	"	250-100					
		50	—	11.46	34.78	26.55	8.21	0.99	—	0.19	<1.7	—	"	500-250					
		60	—	11.41	34.78	26.55	8.21	0.78	—	0.19	<1.7	5.77	"	750-500					
		80	—	11.34	34.75	26.54	8.21	0.86	—	0.19	<1.7	—	"	1000-750		1727			
		100	—	12.13	34.99	26.58	8.20	0.86	—	0.34	<1.7	5.54	N 70 B						
		150	—	11.42	34.97	26.70	8.18	0.99	—	0.06	<1.7	5.28	N 100 B	95-0	1837	1857			
200	—	10.91	34.82	26.68	8.17	1.06	—	0.00	2.9	5.40	N 70 B								
300	—	9.45	34.71	26.84	8.16	1.27	—	0.00	4.2	5.34	N 100 B	300-225	1837	1907	DGP				
400	—	8.51	34.63	26.93	8.12	1.62	—	0.00	6.7	4.76									

Station	Position	Date	Hour	Sounding (metres)	WIND		SEA		Weather	Barometer (millibars)	Air Temp. °C.		Remarks
					Direction	Force (knots)	Direction	Force			Dry bulb	Wet bulb	
2523 <i>cont.</i>	42° 24.9' S, 20° 09.5' E	1938 15 xii											
2524	38° 58.1' S, 20° 10.6' E	16 xii	1600	5263*	W × S	4-6	W × S	1	b	1017.4	16.9	13.4	low long WSW swell
2525	34° 29.2' S, 20° 57.4' E	18 xii	0830	68*	S	4-6	S	2	c	1013.1	19.4	16.7	low short S swell
2526	34° 20.1' S, 16° 52.6' E	1939 7 i	2000	3226*	SW	7-10	SW	3	bc	1017.1	17.8	13.8	mod. long S swell
2527	35° 19.1' S, 13° 30.4' E	8 i	2000	4801*	Lt airs	0-3	—	1	b	1020.9	16.7	14.4	low short W swell

Station	Age of moon (days)	HYDROLOGICAL OBSERVATIONS											BIOLOGICAL OBSERVATIONS				Remarks			
		Depth (metres)	Depth by thermometer	Temp. °C.	S	σ _t	pH	Mg.—atom m. ³				O ₂ c.c. litre	Gear	Depth (metres)	TIME					
								P	Nitrate + Nitrite N ₂	Nitrite N ₂	Si				From	To				
2523 cont.	24	590 ²	593	5.47	34.40	27.16	8.05	2.34	—	—	14.8	4.69								
		790 ²	—	3.77	34.33	27.29	8.06	2.64	—	—	20.0	4.75								
		990 ²	984	3.62	34.42	27.39	8.04	2.87	—	—	31.0	3.96								
		1490 ²	—	2.75	34.67	27.67	8.06	2.74	—	—	37.5	3.82								
		1990 ²	1994	2.67	34.80	27.78	8.11	2.28	—	—	34.0	4.45								
		2470 ¹	2471	2.50	34.83	27.82	8.22	2.13	—	—	34.1	4.55								
		2960 ¹	—	2.27	34.82	27.84	8.21	2.13	—	—	35.5	4.65								
		3440 ¹	3443	1.91	34.79	27.83	8.20	2.26	—	—	43.1	4.57								
		3940 ¹	—	1.27	34.74	27.84	8.18	2.59	—	—	57.4	4.48								
		4430 ¹	4432	0.89	34.70	27.84	8.13	2.72	—	—	64.0	4.53								
2524	25	0	—	17.42	35.53	25.84	8.29	0.23	—	0.00	<1.7	5.38								
		10	—	17.12	35.53	25.91	8.29	0.23	—	—	0.06	<1.7							—	
		20	—	16.82	35.53	25.99	8.29	0.23	—	—	0.21	<1.7							5.14	
		30	—	16.68	35.53	26.02	8.27	0.27	—	—	0.24	<1.7							—	
		40	—	16.38	35.53	26.09	8.27	0.30	—	—	0.31	<1.7							5.10	
		50	—	16.33	35.53	26.10	8.27	0.30	—	—	0.32	<1.7							—	
		60	—	16.23	35.53	26.12	8.25	0.30	—	—	0.32	<1.7							5.14	
		80	—	16.08	35.53	26.16	8.25	0.34	—	—	0.37	<1.7							—	
		100	—	15.90	35.50	26.17	8.25	0.40	—	—	0.36	<1.7							5.12	
		150	—	15.10	35.43	26.29	8.21	0.59	—	—	0.00	<1.7							4.81	
		200	—	14.06	35.27	26.41	8.21	0.70	—	—	0.00	2.6							4.96	
		300	—	12.64	35.15	26.60	8.18	0.97	—	—	0.00	4.2							4.70	
		400	—	11.65	35.08	26.73	8.15	1.03	—	—	0.00	5.3							4.72	
		590	—	8.19	34.59	26.95	8.09	1.60	—	—	—	6.7							4.93	
		780 ²	783	4.74	34.30	27.17	8.10	2.36	—	—	—	14.6							4.97	
		970 ²	965	3.64	34.33	27.31	8.08	2.66	—	—	—	20.0							4.65	
		1450 ²	—	2.94	34.61	27.61	8.02	2.79	—	—	—	43.9							3.72	
		1920 ²	1924	2.72	34.78	27.77	8.11	2.47	—	—	—	39.5							4.27	
		2280 ¹	2280	2.62	34.81	27.80	8.23	2.11	—	—	—	38.1							4.42	
		2710 ¹	—	2.43	34.84	27.83	8.23	2.03	—	—	—	35.3							—	
3160 ¹	3156	2.22	34.82	27.84	8.24	2.00	—	—	—	37.0	4.66									
3600 ¹	—	1.88	34.80	27.85	8.17	2.22	—	—	—	44.3	4.60									
4050 ¹	4050	1.25	34.75	27.85	8.21	2.45	—	—	—	55.5	4.40									
2525	27	—	—	—	—	—	—	—	—	—	—	—								
		DC OTL	68 69-75	0839 0857	0844 1057															
2526	17	0	—	19.38	35.50	25.32	8.24	0.15	—	0.00	<1.7	5.08								
		10	—	19.38	35.50	25.32	8.24	0.15	—	—	0.00	<1.7								—
		20	—	19.38	35.50	25.32	8.24	0.15	—	—	0.00	<1.7								5.06
		30	—	18.53	35.52	25.56	8.25	0.15	—	—	0.00	<1.7								—
		40	—	18.18	35.52	25.65	8.26	0.15	—	—	0.00	<1.7								5.23
		50	—	16.58	35.45	25.98	8.26	0.27	—	—	0.20	<1.7								—
		60	—	15.28	35.34	26.20	8.22	0.42	—	—	0.37	<1.7								5.12
		80	—	13.68	35.16	26.39	8.21	0.59	—	—	0.27	2.6								—
		100	—	12.49	34.94	26.47	8.18	0.74	—	—	0.24	2.6								5.29
		150	—	11.66	34.98	26.67	8.16	0.82	—	—	0.00	2.9								4.99
		200	—	10.33	34.79	26.75	8.15	1.06	—	—	0.00	3.8								5.09
		300	—	9.04	34.72	26.91	8.12	1.44	—	—	0.00	6.9								4.68
		400	—	7.15	34.54	27.06	8.03	2.17	—	—	0.00	12.1								4.22
		580 ²	—	4.52	34.36	27.24	8.10	2.49	—	—	—	17.7								4.63
		770 ²	770	3.68	34.41	27.37	8.07	2.79	—	—	—	25.0								4.11
		980 ¹	978	3.12	34.53	27.52	8.17	2.85	—	—	—	37.2								3.50
1460 ¹	—	2.84	34.74	27.72	8.21	2.41	—	—	—	34.6	3.94									
1940 ¹	1938	2.77	34.86	27.81	8.21	1.98	—	—	—	28.4	4.54									
2440 ¹	—	2.58	34.86	27.83	8.24	1.84	—	—	—	30.3	4.52									
2940 ¹	2938	2.40	34.85	27.83	8.26	1.84	—	—	—	35.0	4.54									
2527	18	0	—	18.18	35.61	25.71	8.27	0.13	—	0.00	<1.7	5.24								
		10	—	17.78	35.61	25.81	8.28	0.13	—	—	0.00	<1.7								—
		20	—	17.63	35.61	25.85	8.28	0.13	—	—	0.00	<1.7								5.25
		30	—	17.58	35.61	25.86	8.28	0.13	—	—	0.00	<1.7								—
		40	—	17.58	35.61	25.86	8.28	0.13	—	—	0.00	<1.7								5.22
		50	—	17.58	35.61	25.86	8.28	0.13	—	—	0.00	<1.7								—
		60	—	17.58	35.61	25.86	8.27	0.13	—	—	0.00	<1.7								5.20

Station	Position	Date	Hour	Sounding (metres)	WIND		SEA		Weather	Barometer (millibars)	Air Temp. °C.		Remarks
					Direction	Force (knots)	Direction	Force			Dry bulb	Wet bulb	
2527 cont.	35° 19.1' S, 13° 30.4' E	1939 8 i											
2528	36° 36' S, 09° 43.5' E	9 i	2000	5084*	Lt W airs	0-3	—	1	bw	1018.7	17.8	16.7	low short W swell
2529	37° 45.1' S, 06° 10.7' E	10 i	2000	4043*	Lt airs	0-3	—	1	b	1019.8	15.0	12.8	low long WSW swell
2530	39° 03' S, 02° 35' E	11-12 i	2000	5029*	NNW	11-16	N	4	ce	1010.5	16.7	16.1	mod. av. NW swell
			0054	—	N x E	17-21	N	4	ce	—	—	—	mod. av. NW swell

Station	Age of moon (days)	HYDROLOGICAL OBSERVATIONS											BIOLOGICAL OBSERVATIONS				Remarks	
		Depth (metres)	Depth by thermometer	Temp. °C.	S ‰	σ _t	pH	Mg.—atom m. ³					O ₂ c.c. litre	Gear	Depth (metres)	TIME		
								P	Nitrate + Nitrite N ₂	Nitrite N ₂	Si	From				To		
2527 <i>cont.</i>	18	80	—	17.48	35.61	25.89	8.27	0.13	—	0.09	<1.7	—	N 70 V N 70 B N 100 B TYFB	1000-750	—	2126	KT DGP	
		100	—	16.80	35.53	25.98	8.26	0.32	—	0.00	2.5	4.76		} 114-0	2243	2303		
		150	—	16.26	35.52	26.11	8.24	0.32	—	0.00	2.5	4.92			} 330-220	2243		2313
		200	—	15.82	35.49	26.18	8.20	0.40	—	0.00	2.8	4.75						
		300	—	14.33	35.34	26.40	8.19	0.55	—	0.00	3.6	4.64						
		400	—	13.15	35.24	26.57	8.17	0.74	—	0.00	4.0	4.63						
		590 ²	—	9.51	34.73	26.84	8.23	1.10	—	—	5.4	4.50						
		780 ²	—	5.94	34.38	27.09	8.19	2.00	—	—	10.4	4.54						
		980 ²	977	3.95	34.30	27.25	8.16	2.30	—	—	16.8	4.68						
		1460 ²	—	2.97	34.60	27.59	8.12	2.78	—	—	35.2	3.52						
		1940 ²	1943	2.76	34.78	27.76	8.20	2.30	—	—	34.6	4.09						
		2350 ¹	—	2.62	34.83	27.81	8.33	1.96	—	—	29.0	4.12						
		2830 ¹	—	2.40	34.85	27.83	8.33	1.88	—	—	30.9	4.32						
		3310 ¹	3310	2.24	34.85	27.85	8.33	1.90	—	—	33.7	4.30						
		3790 ¹	—	1.70	34.79	27.85	8.33	2.05	—	—	49.6	4.15						
4270 ¹	4266	1.14	34.74	27.85	8.25	2.32	—	—	62.3	4.29								
2528	19	0	—	17.73	35.43	25.69	8.25	0.29	—	0.00	<1.7	5.25	NHP N 50 V N 70 V N 70 B N 100 B TYFB	50-0	2012	KT DGP		
		10	—	17.58	35.43	25.73	8.25	0.29	—	0.00	<1.7	—		} 100-0				
		20	—	17.28	35.43	25.80	8.25	0.29	—	0.00	<1.7	5.26			} 50-0			
		30	—	17.23	35.43	25.81	8.25	0.29	—	0.00	<1.7	—					} 100-50	
		40	—	17.18	35.43	25.83	8.25	0.29	—	0.00	<1.7	5.25			} 250-100			
		50	—	17.18	35.43	25.83	8.25	0.29	—	0.00	<1.7	—		} 500-250				
		60	—	17.18	35.43	25.83	8.25	0.29	—	0.00	<1.7	5.23			} 750-500			
		80	—	15.88	35.43	26.13	8.26	0.29	—	0.00	<1.7	—		} 1000-750			—	2134
		100	—	15.50	35.43	26.22	8.22	0.36	—	0.37	<1.7	5.23			} 106-0		2255	2315
		150	—	14.60	35.34	26.34	8.21	0.53	—	0.00	<1.7	5.05		} 370-180			2255	2325
		200	—	13.86	35.20	26.39	8.20	0.55	—	0.00	<1.7	5.09						
		300	—	12.54	35.07	26.55	8.17	0.80	—	0.00	2.4	4.86						
		400	—	11.11	34.93	26.72	8.13	1.10	—	0.00	3.0	4.76						
		600 ²	597	8.39	34.61	26.94	8.20	1.48	—	—	5.9	4.40						
		780 ²	—	5.24	34.33	27.13	8.24	2.11	—	—	11.7	4.57						
		950 ²	949	3.89	34.29	27.25	8.15	2.41	—	—	18.3	4.57						
		1430 ²	—	2.90	34.56	27.56	8.17	2.78	—	—	33.2	3.54						
		1910 ²	1908	2.80	34.79	27.76	8.22	2.22	—	—	31.5	4.07						
		2400 ¹	2401	2.60	34.82	27.81	8.28	2.01	—	—	31.0	4.21						
		2890 ¹	—	2.40	34.84	27.83	8.33	1.96	—	—	30.1	4.32						
3380 ¹	3376	2.23	34.84	27.85	8.26	1.96	—	—	32.9	4.48								
3860 ¹	—	1.68	34.79	27.85	8.37	2.20	—	—	47.9	4.07								
4350 ¹	4345	1.16	34.74	27.85	8.33	2.41	—	—	55.0	4.04								
2529	20	0	—	16.03	34.54	25.41	8.22	0.48	—	0.06	<1.7	5.69	NHP N 50 V N 70 V N 70 B N 100 B TYFB	50-0	2007	KT DGP		
		10	—	15.53	34.54	25.52	8.25	0.48	—	0.06	<1.7	—		} 100-0				
		20	—	15.18	34.54	25.60	8.25	0.48	—	0.06	<1.7	5.71			} 50-0			
		30	—	15.03	34.54	25.63	8.25	0.48	—	0.06	<1.7	—					} 100-50	
		40	—	13.03	34.54	26.05	8.21	0.63	—	0.10	<1.7	5.94			} 250-100			
		50	—	11.92	34.48	26.22	8.20	0.78	—	0.11	<1.7	—		} 500-250				
		60	—	11.22	34.46	26.33	8.20	0.82	—	0.15	<1.7	5.87			} 750-500			
		80	—	10.42	34.60	26.58	8.19	0.84	—	0.14	<1.7	—		} 1000-750			—	2123
		100	—	10.12	34.54	26.60	8.18	0.93	—	0.13	<1.7	5.67			} 137-0		2238	2258
		150	—	9.93	34.66	26.72	8.16	0.95	—	0.00	<1.7	5.38		} 440-225			2238	2308
		200	—	8.78	34.50	26.78	8.16	1.14	—	0.00	2.3	5.61						
		300	—	8.44	34.57	26.89	8.11	1.46	—	0.00	2.5	5.00						
		400	—	6.80	34.43	27.02	8.07	1.75	—	0.00	5.6	4.92						
		590 ²	592	4.45	34.27	27.18	8.18	2.13	—	—	11.3	5.10						
		790 ²	—	3.53	34.27	27.28	8.20	2.34	—	—	16.7	4.89						
		980 ²	984	2.92	34.31	27.36	8.07	2.64	—	—	23.3	4.51						
		1490 ¹	1490	2.71	34.63	27.64	8.20	2.53	—	—	36.9	3.51						
		1980 ¹	—	2.67	34.79	27.77	8.30	2.17	—	—	33.3	3.79						
2480 ¹	2477	2.52	34.84	27.82	8.35	2.01	—	—	31.8	4.08								
2970 ¹	—	2.32	34.83	27.83	8.37	2.01	—	—	33.0	4.19								
3460 ¹	3458	2.05	34.82	27.85	8.37	2.03	—	—	40.6	4.20								
2530	21	0	—	15.09	34.45	25.54	8.21	0.46	—	0.07	<1.7	5.77	NHP N 50 V N 70 V "	50-0	2009	KT DGP		
		10	—	15.07	34.45	25.55	8.21	0.46	—	0.07	<1.7	—		} 100-0				
		20	—	14.72	34.45	25.62	8.22	0.46	—	0.07	<1.7	5.83			} 50-0			
		30	—	13.70	34.45	25.84	8.23	0.53	—	0.08	<1.7	—		} 100-50				

Station	Position	Date	Hour	Sounding (metres)	WIND		SEA		Weather	Barometer (millibars)	Air Temp. °C.		Remarks
					Direction	Force (knots)	Direction	Force			Dry bulb	Wet bulb	
2530 <i>cont.</i>	39° 03' S, 02° 35' E	1939 11-12 i											
2531	42° 07.9' S, 02° 50.9' E	12 i	2000	4501*	WNW	7-21	WNW	4	bcq	1010.6	11.7	10.0	mod. av. W swell
2532	45° 18.9' S, 03° 09.8' E	13-14 i	2000	3989*	NW × N	33-22	NW × N	5	od	993.8	10.6	10.5	heavy av. NW swell
2533	48° 58.4' S, 02° 47.1' E	15 i	1300	4058*	W × S	7-10	W × S	4	bc	1009.0	5.6	2.7	heavy av. W × N swell

Station	Age of moon (days)	HYDROLOGICAL OBSERVATIONS											BIOLOGICAL OBSERVATIONS				Remarks	
		Depth (metres)	Depth by thermometer	Temp. °C.	S ‰	σ _t	pH	Mg.—atom m. ³				O ₂ c.c. litre	Gear	Depth (metres)	TIME			
								P	Nitrate + Nitrite N ₂	Nitrite N ₂	Si				From	To		
2530 <i>cont.</i>	21	40	—	13.40	34.45	25.90	8.23	0.53	—	0.07	<1.7	5.88	N 70 V	250-100			} Very heavy stray on wire KT Depth estimated DGP. Net failed to close	
		50	—	13.10	34.45	25.96	8.21	0.55	—	0.08	<1.7	—	"	500-250		2105		
		60	—	12.51	34.45	26.08	8.20	0.65	—	0.09	<1.7	5.80	"	750-500		—		
		80	—	10.82	34.45	26.40	8.19	0.70	—	0.21	<1.7	—	"	1000-750	2157	—		
		100	—	10.42	34.45	26.47	8.19	0.84	—	0.26	<1.7	5.94	"	1500-900		2325		
		150	—	9.55	34.45	26.61	8.18	0.84	—	0.00	<1.7	5.86	N 70 B	128-0	2355	0015		
		200	—	9.16	34.45	26.68	8.16	0.89	—	0.00	<1.7	5.83	N 100 B					
		300	—	8.67	34.50	26.80	8.14	1.06	—	0.00	2.3	5.56	N 100 B	560-280	2355	0035		
		400	—	7.77	34.46	26.90	8.11	1.31	—	0.00	3.5	5.15	N 100 B	1000-0	2355	0049		
		540 ²	—	5.20	34.29	27.11	8.17	1.96	—	—	7.4	4.92						
		730 ²	726	3.66	34.20	27.20	8.19	2.22	—	—	13.2	5.11						
		920 ²	919	3.11	34.25	27.30	8.21	2.47	—	—	19.9	4.79						
		1380 ²	—	2.71	34.49	27.52	8.22	2.66	—	—	36.0	3.54						
		1850 ²	1851	2.64	34.69	27.70	8.26	2.41	—	—	31.9	3.55						
		2250 ¹	2247	2.60	34.79	27.78	8.32	2.20	—	—	34.9	3.98						
		2700 ¹	—	2.44	34.82	27.82	8.34	2.05	—	—	30.8	4.11						
		3160 ¹	3155	2.30	34.83	27.83	8.34	2.00	—	—	33.7	4.33						
		3630 ¹	—	1.88	34.79	27.84	8.26	2.15	—	—	38.0	4.37						
4110 ¹	4111	1.26	34.74	27.84	8.31	2.40	—	—	48.1	4.11								
2531	22	0	—	11.71	34.43	26.22	8.20	0.76	—	0.14	<1.7	6.06	NHP	50-0	2008	—	} GMT KT Depth estimated DGP	
		10	—	11.71	34.43	26.22	8.20	0.76	—	0.14	<1.7	—	N 50 V	100-0				
		20	—	11.71	34.43	26.22	8.20	0.76	—	0.14	<1.7	6.01	N 70 V	50-0				
		30	—	11.64	34.43	26.24	8.20	0.76	—	0.14	<1.7	—	"	100-50				
		40	—	11.26	34.43	26.31	8.21	0.76	—	0.15	<1.7	6.06	"	250-100				
		50	—	10.81	34.45	26.40	8.22	0.80	—	0.21	<1.7	—	"	500-250				
		60	—	10.36	34.45	26.48	8.20	0.87	—	0.39	<1.7	5.93	"	750-500				
		80	—	9.87	34.45	26.56	8.19	0.93	—	0.36	<1.7	—	"	1000-750				
		100	—	9.42	34.45	26.64	8.19	1.03	—	0.00	<1.7	5.80	"	1500-1000		2159		
		150	—	9.03	34.45	26.70	8.18	1.06	—	0.41	<1.7	5.98	N 70 B	104-0	2245	2305		
		200	—	8.55	34.45	26.78	8.17	1.16	—	0.16	2.3	5.91	N 100 B					
		300	—	8.04	34.45	26.85	8.14	1.37	—	0.00	2.9	5.44	N 100 B	500-275	2245	2326		
		400	—	6.76	34.38	26.99	8.10	1.63	—	0.00	5.5	5.11	N 70 B	850-620	2245	2329		
		580 ²	583	4.28	34.22	27.15	8.18	2.13	—	—	10.1	5.33	N 100 B					
		780 ²	—	3.36	34.21	27.24	8.19	2.41	—	—	16.7	5.08						
		980 ²	985	2.97	34.27	27.33	8.19	2.64	—	—	22.8	4.54						
		1480 ²	1484	2.67	34.51	27.55	8.15	2.79	—	—	36.3	3.66						
		1950 ¹	1954	2.60	34.73	27.73	8.20	2.51	—	—	41.3	3.78						
2450 ¹	—	2.34	34.79	27.80	8.24	2.28	—	—	41.6	4.10								
2940 ¹	2943	1.97	34.79	27.83	8.24	2.51	—	—	50.9	4.25								
3430 ¹	—	1.49	34.76	27.84	8.21	2.51	—	—	52.2	4.34								
2532	23	0	—	8.42	33.97	26.43	8.16	1.25	—	0.22	2.2	6.41	NHP	50-0	2032		} KT Depth estimated DGP	
		10	—	8.42	33.98	26.44	8.17	1.27	—	0.22	2.3	—	N 70 V	50-0				
		20	—	8.42	33.98	26.44	8.17	1.25	—	0.22	2.3	6.38	"	100-50				
		30	—	8.42	33.98	26.44	8.17	1.25	—	0.21	2.3	—	"	250-100				
		40	—	8.38	33.98	26.44	8.17	1.25	—	0.22	2.3	6.38	"	500-250				
		50	—	8.33	33.98	26.45	8.17	1.25	—	0.21	2.4	—	"	750-500				
		60	—	7.66	34.08	26.63	8.15	1.31	—	0.25	2.4	6.41	"	1000-50		2215		
		80	—	7.01	34.11	26.74	8.16	1.46	—	0.29	3.3	—	"	1000-750	2235	2300		
		100	—	6.66	34.11	26.79	8.13	1.56	—	0.30	4.9	6.32	N 100 B	106-0	2331	2351		
		150	—	6.57	34.23	26.90	8.13	1.60	—	0.00	5.5	5.90	N 100 B	430-220	2331	0011		
		200	—	6.12	34.28	26.99	8.09	1.77	—	0.00	6.5	5.52	N 70 B	700-520	2331	0014		
		300	—	4.74	34.22	27.10	8.06	2.07	—	0.00	8.5	5.53	N 100 B					
		400	—	4.14	34.18	27.15	8.06	2.22	—	0.00	10.2	5.71						
		560 ²	558	3.31	34.19	27.24	8.17	2.41	—	—	16.3	5.32						
		750 ²	—	2.97	34.23	27.30	8.17	2.66	—	—	26.5	4.82						
		950 ²	950	2.74	34.33	27.39	8.19	2.83	—	—	34.4	4.04						
		1440 ²	1436	2.58	34.58	27.61	8.19	2.83	—	—	44.4	3.53						
		1820 ¹	1824	2.58	34.70	27.71	8.19	2.59	—	—	44.5	3.77						
2290 ¹	2294	2.32	34.78	27.79	8.30	2.47	—	—	44.6	3.98								
2770 ¹	—	1.89	34.77	27.82	8.21	2.53	—	—	48.0	4.16								
3250 ¹	3252	1.41	34.73	27.82	8.24	2.70	—	—	57.8	4.06								
2533	25	0	—	4.44	33.93	26.91	8.16	1.56	—	0.20	6.3	7.04	NHP	50-0	1314			
		10	—	4.41	33.93	26.91	8.16	1.56	—	0.21	6.3	—	N 50 V	100-0				
		20	—	4.41	33.93	26.91	8.17	1.58	—	0.21	6.3	7.01	N 70 V	50-0				

Station	Position	Date	Hour	Sounding (metres)	WIND		SEA		Weather	Barometer (millibars)	Air Temp. °C.		Remarks
					Direction	Force (knots)	Direction	Force			Dry bulb	Wet bulb	
2533 <i>cont.</i>	48° 58' 4" S, 02° 47' 1" E	1939 15 i											
2534	51° 11' S, 02° 48' 5" E	16 i	1000	3835*	E × N	22-27	E × N	4	ors	992.2	1.1	0.8	conf. swell
2535	52° 40' 8" S, 02° 45' 4" E	16 i	2000	2668*	SE	7-10	S	3	ors	991.3	0.8	0.3	conf. swell
			2330	—	SSW	28-33	S	3	ors	—	—	—	conf. swell
2536	54° 23' 8" S, 03° 28' 4" E (close to Bouvet Island)	17 i	1800	97-126*	W × N	4-6	W	2	b	1009.9	0.8	0.0	low short W × S swell
2537	54° 56' 8" S, 03° 31' 2" E	17 i	2200	2602*	W	4-6	W	2	be	1009.5	0.6	0.3	low short W swell
2538	57° 11' 9" S, 03° 33' 7" E	18 i	1300	4001*	WNW	4-6	WNW	2	o	1004.2	2.1	0.6	low short WNW swell

Station	Age of moon (days)	HYDROLOGICAL OBSERVATIONS											BIOLOGICAL OBSERVATIONS				Remarks	
		Depth (metres)	Depth by thermometer	Temp. °C.	S ‰	σ _t	pH	Mg.—atom m. ³				O ₂ c.c. litre	Gear	Depth (metres)	TIME			
								P	Nitrate + Nitrite N ₂	Nitrite N ₂	Si				From	To		
2533 cont.	25	30	—	4.40	33.93	26.91	8.17	1.58	—	0.20	6.3	—	N 70 V	100-50				
		40	—	4.40	33.93	26.91	8.17	1.58	—	0.21	6.4	7.00	"	250-100				
		50	—	4.40	33.93	26.91	8.17	1.58	—	0.20	6.4	—	"	500-250				
		60	—	4.40	33.93	26.91	8.17	1.62	—	0.19	6.4	6.98	"	750-500				
		80	—	4.30	33.94	26.93	8.17	1.65	—	0.20	6.5	—	"	1000-0				
		100	—	3.60	33.94	27.00	8.16	1.84	—	0.21	8.4	6.98	"	1000-750				
		150	—	2.68	33.96	27.11	8.14	2.09	—	0.14	11.0	6.81	"	1500-0				
		200	—	2.01	34.03	27.22	8.11	2.24	—	0.00	12.9	6.58	"	1500-1000	—	1731		
		300	—	1.91	34.20	27.36	8.03	2.49	—	0.00	24.6	5.59	"	N 70 B				
		400	—	1.91	34.29	27.43	7.99	2.59	—	0.00	29.1	5.08	"	N 100 B	148-0	1759	1819	KT
		600 ²	601	2.17	34.43	27.53	8.06	2.64	—	—	38.7	4.08	"	N 100 B	650-310	1759	1839	Depth estimated
		790 ²	—	2.33	34.55	27.61	8.10	2.66	—	—	43.2	3.66	"	N 70 B				
		990 ²	986	2.31	34.64	27.68	8.10	2.66	—	—	44.6	3.65	"	N 100 B	1100-750	1759	1842	DGP
		1480 ¹	1475	2.20	34.74	27.77	8.21	2.30	—	—	44.3	3.90	"					
		1970 ¹	—	1.91	34.77	27.82	8.24	2.20	—	—	48.4	4.12	"					
2460 ¹	2461	1.38	34.74	27.84	8.18	2.32	—	—	53.2	4.23	"							
2950 ¹	—	0.98	34.70	27.83	8.25	2.45	—	—	63.3	4.12	"							
3450 ¹	3450	0.67	34.68	27.83	8.27	2.51	—	—	73.1	4.25	"							
2534	26	0	—	3.00	33.94	27.06	—	—	—	—	—	—	TD	12	1012			
														NHP	50-0			
														N 50 V	100-0	—	1023	
														N 100 H	5-0	1027	1052	
														N 70 B N 100 B	115-0	1030	1050	KT
2535	26	0	—	1.11	34.03	27.29	8.17	1.37	—	0.29	13.8	7.71	NHP	50-0	2013			
		10	—	1.11	34.03	27.29	8.17	1.39	—	0.29	13.7	—	N 50 V	100-0				
		20	—	1.11	34.03	27.29	8.17	1.39	—	0.29	13.8	7.66	N 70 V	50-0				
		30	—	1.09	34.04	27.29	8.17	1.39	—	0.29	13.8	—	"	100-50				
		40	—	1.09	34.04	27.29	8.17	1.39	—	0.29	13.7	7.62	"	250-100				
		50	—	1.09	34.04	27.29	8.17	1.39	—	0.29	13.8	—	"	500-250				
		60	—	1.01	34.04	27.29	8.17	1.44	—	0.29	14.2	7.59	"	750-500				
		80	—	-0.19	34.11	27.42	8.12	2.19	—	0.25	26.9	—	"	1000-750				
		100	—	-0.67	34.12	27.45	8.09	2.41	—	0.24	30.1	7.30	"	1500-1000	—	2213		Heavy stray on wire
		150	—	0.20	34.37	27.61	7.98	2.79	—	0.16	46.2	5.40	N 100 H	5-0	2236	2304		
		200	—	0.99	34.48	27.65	7.96	2.79	—	0.06	48.3	4.59	N 100 B	131-0	2239	2259	KT	
		300	—	1.44	34.61	27.72	7.95	2.83	—	0.00	52.6	4.13	N 100 B	590-280	2239	2317	Depth estimated	
		400	—	1.59	34.68	27.77	7.95	2.72	—	0.00	52.9	4.06	N 70 B	1050-650	2239	2320	DGP. N 100 B failed to close	
		580	—	1.52	34.70	27.80	7.97	2.59	—	—	57.5	4.19	N 100 B	1050-0	2239	2335		
		780 ¹	781	1.40	34.73	27.82	8.13	2.51	—	—	65.6	3.89	"					
970 ¹	—	1.14	34.73	27.84	8.10	2.57	—	—	68.0	4.06	"							
1460 ¹	1462	0.70	34.70	27.85	8.16	2.60	—	—	70.2	4.05	"							
1950 ¹	—	0.46	34.69	27.85	8.17	2.60	—	—	76.4	4.11	"							
2440 ¹	2435	0.26	34.67	27.85	8.19	2.60	—	—	79.8	4.28	"							
2536	27	0	—	0.60	34.05	27.33	—	—	—	—	—	—	DLH BNR	97 124-126	1811 1825	1812 1835	Net not fishing properly	
2537	27	0	—	0.68	33.89	27.19	—	—	—	—	—	—	NHP	50-0	2209			
														N 50 V	100-0	—	2218	
														N 100 H	5-0	2225	2250	
														N 70 B N 100 B	154-0	2228	2248	KT
2538	28	0	—	0.50	33.97	27.27	8.17	1.86	—	0.23	30.9	7.69	NHP	50-0	1312			
		10	—	0.49	33.99	27.29	8.17	1.82	—	0.23	30.7	—	N 50 V	100-0				
		20	—	0.39	33.99	27.30	8.17	1.84	—	0.23	30.9	7.64	N 70 V	50-0				
		30	—	0.32	33.99	27.30	8.17	1.86	—	0.23	30.8	—	"	100-50				
		40	—	-0.37	34.01	27.35	8.16	2.00	—	0.22	36.7	7.58	"	250-100				
		50	—	-1.13	34.14	27.48	8.13	2.24	—	0.21	38.7	—	"	500-250				
		60	—	-1.31	34.20	27.53	8.11	2.28	—	0.20	41.3	6.93	"	750-500				
		80	—	-1.23	34.29	27.60	8.09	2.41	—	0.19	46.9	—	"	1000-750	—	1705		
		100	—	-0.89	34.38	27.67	8.05	2.47	—	0.12	48.3	6.10	N 100 H	5-0	1727	1752		
		150	—	0.39	34.51	27.72	8.01	2.66	—	0.00	51.8	5.00	N 70 B					
200	—	1.00	34.61	27.76	7.98	2.66	—	0.00	56.4	4.49	N 100 B	128-0	1731	1751	KT			

Station	Position	Date	Hour	Sounding (metres)	WIND		SEA		Weather	Barometer (millibars)	Air Temp. °C.		Remarks
					Direction	Force (knots)	Direction	Force			Dry bulb	Wet bulb	
2538 <i>cont.</i>	57° 11.9' S, 03° 33.7' E	1939 18 i											
2539	57° 45.4' S, 03° 32' E	18 i	2200	4259*	W	1-3	W	1	osp	1002.2	0.0	-0.6	low short W swell
2540	59° 22.6' S, 03° 23.3' E	19 i	1000	5047*	W	4-6	W	2	c	1001.9	0.6	0.3	low short W swell
2541	60° 41.7' S, 03° 13.9' E	19-20 i	2000	5444*	W	17-27	SW	3	osp	1001.4	0.0	-1.1	conf. swell
2542	62° 01.8' S, 03° 02.8' E	20 i	1000	5486*	SW	7-10	SW	2	bc	1001.6	2.2	0.6	low short W swell
2543	63° 24.7' S, 02° 44.7' E	20 i	2000	4888*	SW	7-10	SW	2	c	999.3	0.8	-1.1	low short W swell

Station	Age of moon (days)	HYDROLOGICAL OBSERVATIONS											BIOLOGICAL OBSERVATIONS				Remarks	
		Depth (metres)	Depth by thermometer	Temp. °C.	s	at	pH	Mg.—atom m. ³				O ₂ c.c. litre	Gear	Depth (metres)	TIME			
								P	Nitrate + Nitrite N ₂	Nitrite N ₂	Si				From	To		
2538 <i>cont.</i>	28	300	—	1.11	34.69	27.80	7.98	2.66	—	0.00	63.6	4.35	N 100 B N 70 B N 100 B	600-310 1100-700	1731	1811	Depth estimated DGP	
		400	—	1.02	34.70	27.83	7.98	2.66	—	0.00	66.2	4.37			1731	1814		
		590 ²	588	0.77	34.70	27.84	8.12	2.76	—	—	66.3	4.18						
		780 ²	—	0.55	34.70	27.85	8.13	2.76	—	—	67.4	4.21						
		980 ²	979	0.44	34.69	27.86	8.12	2.79	—	—	70.5	4.28						
		1480 ¹	1481	0.19	34.69	27.86	8.16	2.83	—	—	73.2	4.36						
		1970 ¹	—	-0.02	34.68	27.87	8.21	2.79	—	—	75.5	4.61						
		2450 ¹	2447	-0.15	34.67	27.87	8.24	2.79	—	—	76.4	4.68						
		2930 ¹	—	-0.29	34.66	27.87	8.24	2.79	—	—	75.9	4.78						
		3420 ¹	3420	-0.33	34.66	27.87	8.18	2.83	—	—	75.1	5.03						
		2539	28	0	—	0.45	33.90	27.22	—	—	—	—	—	—	N 100 H N 70 B N 100 B	5-0		2205
														89-0		2208	2228	
2540	29	0	—	0.40	33.60	26.98	—	—	—	—	—	—	TD NHP N 50 V N 100 H N 70 B N 100 B	20	1010		KT	
															50-0			1021
															100-0			
															5-0	1025		1050
															134-0	1028		1048
2541	29	0	—	0.22	33.41	26.84	8.19	1.20	—	0.07	35.4	8.11	NHP N 50 V N 70 V N 100 H N 70 B N 100 B N 100 B N 70 B N 100 B N 100 B	50-0	2012		KT Depth estimated DGP	
		10	—	0.18	33.41	26.84	8.20	1.20	—	0.06	35.2	—		100-0				
		20	—	-1.10	33.88	27.28	8.21	1.43	—	0.06	40.4	8.20		50-0				
		30	—	-1.52	34.09	27.45	8.15	1.96	—	0.11	43.2	—		100-50				
		40	—	-1.71	34.17	27.52	8.10	2.13	—	0.20	43.3	7.16		250-100				
		50	—	-1.80	34.24	27.59	8.09	2.28	—	0.24	44.9	—		500-250				
		60	—	-1.80	34.24	27.59	8.08	2.30	—	0.26	42.2	6.96		750-500				
		80	—	-1.80	34.26	27.60	8.08	2.34	—	0.29	42.2	—		1000-750				
		100	—	-1.61	34.30	27.62	8.07	2.41	—	0.31	42.3	6.71		1500-1000		2226		
		150	—	0.29	34.65	27.82	7.93	2.79	—	0.00	70.0	4.36		5-0	2318	2349		
		200	—	0.48	34.67	27.83	7.93	2.79	—	0.00	71.4	4.23		128-0	2323	2344		
		300	—	0.42	34.69	27.86	7.93	2.83	—	0.00	72.8	4.19		600-300	2323	0005		
		400	—	0.41	34.70	27.87	7.93	2.79	—	0.00	77.3	4.11		1000-700	2323	0008		
		600	—	0.35	34.70	27.87	7.94	2.79	—	—	77.4	4.22						
		780 ²	—	0.21	34.69	27.86	8.05	2.68	—	—	77.2	4.23						
		980 ²	983	0.15	34.69	27.86	8.08	2.70	—	—	80.5	4.30						
		1470 ²	1468	-0.04	34.68	27.87	8.11	2.70	—	—	81.5	4.47						
1960 ²	—	-0.21	34.67	27.87	8.14	2.70	—	—	81.1	4.64								
2460 ²	2457	-0.30	34.67	27.88	8.16	2.74	—	—	72.2	4.85								
2920 ¹	2921	-0.37	34.66	27.87	8.27	2.70	—	—	72.2	4.78								
3420 ¹	—	-0.41	34.66	27.87	8.30	2.70	—	—	71.8	4.81								
3910 ¹	3911	-0.47	34.66	27.87	8.30	2.70	—	—	72.0	5.02								
4410 ¹	—	-0.52	34.66	27.88	8.25	2.70	—	—	70.3	5.25								
4910 ¹	4913	-0.50	34.66	27.88	8.30	2.70	—	—	69.7	4.98								
2542	0	0	—	0.70	33.54	26.91	—	—	—	—	—	—	TD NHP N 50 V N 100 H N 70 B N 100 B	14	1006		KT	
															50-0			
															100-0			1016
															5-0	1020		1045
															150-0	1023		1043
2543	0	0	—	1.18	33.95	27.21	8.20	1.62	—	0.07	42.5	7.93	NHP N 50 V N 70 V N 100 H N 70 B N 100 B	50-0	2005		KT	
		10	—	0.99	33.98	27.25	8.20	1.63	—	0.07	42.7	—		100-0				
		20	—	-0.71	34.12	27.45	8.22	1.88	—	0.05	47.2	8.14		50-0				
		30	—	-1.61	34.27	27.60	8.12	2.19	—	0.05	46.7	—		100-50				
		40	—	-1.70	34.35	27.68	8.10	2.32	—	0.13	49.1	6.51		250-100				
		50	—	-1.70	34.38	27.70	8.07	2.38	—	0.19	49.2	—		500-250				
		60	—	-1.41	34.43	27.72	8.05	2.51	—	0.19	49.9	5.94		750-500				
		80	—	-0.29	34.53	27.77	8.03	2.64	—	0.07	50.5	—		1000-750				
		100	—	0.59	34.61	27.79	7.98	2.64	—	0.06	53.6	4.48		1500-1000		2208		
		150	—	1.01	34.66	27.79	7.96	2.64	—	0.00	56.9	4.25		5-0	2244	2309		
		200	—	1.13	34.70	27.82	7.96	2.64	—	0.00	57.1	4.24		119-0	2247	2307		

Station	Position	Date	Hour	Sounding (metres)	WIND		SEA		Weather	Barometer (millibars)	Air Temp. °C.		Remarks
					Direction	Force (knots)	Direction	Force			Dry bulb	Wet bulb	
2543 cont.	63° 24'7" S, 02° 44'7" E	1939 20 i											
2544	64° 59'3" S, 02° 22' E	21 i	1000	2184*	S	7-10	S	2	0	997.5	0.8	0.0	low short S swell
2545	66° 23'7" S, 02° 16'2" E	21 i	2000	3917*	S	10-4	S	2	0	998.2	-0.6	-2.2	low short S swell
2546	68° 01'2" S, 02° 08'4" E	22 i	1000	4544*	SW	4-6	SW	2	c	995.7	-0.5	-1.9	—
2547	69° 30'2" S, 02° 04'7" E	22 i	2000	2354*	SE	4-6	SE	2	c	994.8	-0.6	-1.1	—

Station	Age of moon (days)	HYDROLOGICAL OBSERVATIONS											BIOLOGICAL OBSERVATIONS				Remarks	
		Depth (metres)	Depth by thermometer	Temp. °C.	S ‰	at	pH	Mg.—atom m. ³				O ₂ c.c. litre	Gear	Depth (metres)	TIME			
								P	Nitrate + Nitrite N ₂	Nitrite N ₂	Si				From	To		
2543 cont.	0	400	—	1.12	34.72	27.83	7.98	2.64	—	0.00	61.3	4.32	N 100 B N 70 B N 100 B	470-240	2247	2327	Depth estimated DGP	
		590 ²	595	0.88	34.71	27.85	8.07	2.64	—	—	65.5	4.16		} 760-540	2247	2330		
		790 ²	—	0.68	34.70	27.85	8.09	2.64	—	—	66.7	4.21						
		980 ²	983	0.51	34.70	27.86	8.13	2.78	—	—	72.8	4.17						
		1480 ²	—	0.27	34.69	27.86	8.13	2.78	—	—	78.6	4.36						
		1970 ²	1974	0.00	34.68	27.87	8.11	2.78	—	—	76.0	4.63						
		2470 ¹	2465	-0.14	34.68	27.88	8.23	2.79	—	—	75.7	4.72						
		2960 ¹	—	-0.22	34.67	27.87	8.25	2.79	—	—	75.2	4.74						
		3460 ¹	3457	-0.29	34.66	27.87	8.25	2.79	—	—	72.2	4.77						
		3950 ¹	—	-0.32	34.66	27.87	8.28	2.79	—	—	69.7	4.82						
4440 ¹	4435	-0.31	34.66	27.87	8.29	2.79	—	—	69.9	4.77								
2544	I	0	—	1.00	34.11	27.35	—	—	—	—	—	—	TD NHP N 50 V N 100 H N 70 B N 100 B	18	1004		KT	
		50-0	—	—	—	—	—	—	—	—	—	—		1016				
		100-0	—	—	—	—	—	—	—	—	—	—		1045				
		5-0	—	—	—	—	—	—	—	—	—	—		1043				
		128-0	—	—	—	—	—	—	—	—	—	—		—				
2545	I	0	—	0.29	33.77	27.11	8.12	2.11	36.41	0.30	47.2	7.55	NHP N 50 V N 70 V	50-0	2008		Depth estimated DGP	
		10	—	0.21	33.86	27.19	8.12	2.11	35.70	0.29	48.3	—		} 100-0	—	1016		
		20	—	-0.91	34.08	27.43	8.13	2.17	35.70	0.19	48.7	7.07			50-0	—		2030
		30	—	-1.41	34.28	27.61	8.10	2.17	—	—	0.14	48.5	—	100-50	—	—		
		40	—	-1.51	34.38	27.69	8.09	2.30	36.41	0.12	48.8	6.22	250-100	—	—			
		50	—	-1.56	34.41	27.71	8.09	2.34	—	—	0.13	50.0	—	500-250	2049	—		
		60	—	-1.49	34.47	27.76	8.08	2.36	47.83	0.16	51.9	6.05	750-500	—	—			
		80	—	-1.09	34.52	27.79	8.04	2.47	—	—	0.09	51.9	—	1000-750	—	—		
		100	—	0.59	34.67	27.83	7.98	2.59	48.55	0.05	55.5	4.41	1500-1000	—	2224			
		150	—	0.69	34.69	27.84	7.97	2.59	40.69	0.00	61.1	4.34	N 100 H N 70 B	5-0	2249	2319		
		200	—	0.80	34.70	27.84	7.96	2.62	48.55	0.00	61.8	4.31		} 107-0	2251	2313		
		300	—	0.82	34.71	27.85	7.97	2.64	—	—	0.00	63.8	4.28		N 100 B	—		—
		400	—	0.75	34.71	27.86	7.98	2.64	40.69	0.00	62.3	4.33	N 100 B	500-300	2251	2332		
		600 ²	605	0.60	34.70	27.86	8.02	2.64	47.12	—	68.4	4.27	N 70 B	} 880-650	2251	2335		
		800 ²	—	0.49	34.70	27.86	8.08	2.66	39.98	—	72.2	4.26	N 100 B					
		1000 ²	1000	0.40	34.70	27.87	8.05	2.72	47.12	—	72.1	4.34	—	—	—	—		
		1490 ¹	1486	0.18	34.69	27.87	8.12	2.79	44.98	—	74.2	4.45	—	—	—	—		
1980 ¹	—	-0.01	34.68	27.87	8.19	2.79	44.26	—	75.1	4.49	—	—	—	—				
2460 ¹	2462	-0.16	34.68	27.88	8.22	2.79	—	—	71.2	4.72	—	—	—	—				
2950 ¹	—	-0.21	34.66	27.86	8.23	2.79	41.41	—	69.9	4.71	—	—	—	—				
3440 ¹	3443	-0.30	34.66	27.87	8.21	2.79	41.41	—	69.1	4.93	—	—	—	—				
2546	2	0	—	0.32	33.92	27.24	—	—	—	—	—	—	TD NHP N 50 V N 100 H N 70 B N 100 B	22	1003		KT	
		50-0	—	—	—	—	—	—	—	—	—	—		1015				
		100-0	—	—	—	—	—	—	—	—	—	—		1045				
		5-0	—	—	—	—	—	—	—	—	—	—		1042				
		135-0	—	—	—	—	—	—	—	—	—	—		—				
2547	2	0	—	1.19	33.86	27.14	8.16	1.90	—	0.22	30.9	7.59	NHP N 50 V N 70 V	50-0	2006		Depth estimated DGP. N 70 B failed to close	
		10	—	0.99	33.95	27.23	8.17	1.90	—	0.21	31.6	—		} 100-0	—	—		
		20	—	0.80	33.96	27.25	8.17	1.98	—	0.21	28.9	7.59			50-0	—		—
		30	—	-0.51	34.21	27.51	8.18	1.98	—	—	0.12	25.9	—	100-50	—	—		
		40	—	-1.41	34.35	27.67	8.16	2.09	—	—	0.08	26.1	7.74	250-100	—	—		
		50	—	-1.60	34.36	27.67	8.13	2.19	—	—	0.07	27.9	—	500-250	—	—		
		60	—	-1.71	34.36	27.68	8.10	2.30	—	—	0.09	31.0	7.31	750-500	—	—		
		80	—	-1.80	34.36	27.68	8.10	2.43	—	—	0.12	32.5	—	1000-750	—	—		
		100	—	-1.81	34.37	27.69	8.10	2.30	—	—	0.16	34.3	7.05	1500-1000	—	2202		
		150	—	-1.81	34.38	27.70	8.10	2.30	—	—	0.09	34.6	6.98	5-0	2229	2254		
		200	—	-1.80	34.40	27.71	8.09	2.30	—	—	0.00	36.4	6.91	N 100 H N 70 B	—	—		
		300	—	-1.50	34.43	27.73	8.06	2.34	—	—	0.00	39.8	6.44		} 140-0	2231		2251
		400	—	-1.19	34.51	27.78	8.04	2.41	—	—	0.00	43.0	6.09	N 100 B		580-220		2231
		590 ¹	592	0.39	34.66	27.83	8.13	2.51	—	—	—	50.4	4.45	N 70 B	1000-0	2231		2326
		790 ¹	—	0.58	34.70	27.85	8.16	2.51	—	—	—	59.8	4.30	N 100 B	} 1000-500	2231		2315
		990 ¹	995	0.46	34.70	27.85	8.12	2.59	—	—	—	60.4	4.34					
		1490 ¹	—	0.19	34.69	27.87	8.14	2.64	—	—	—	61.4	4.43	—	—	—		—
1980 ¹	1976	0.01	34.69	27.87	8.21	2.64	—	—	—	64.1	4.47	—	—	—	—			

Station	Position	Date	Hour	Sounding (metres)	WIND		SEA		Weather	Barometer (millibars)	Air Temp. °C.		Remarks
					Direction	Force (knots)	Direction	Force			Dry bulb	Wet bulb	
2548	68° 43.8' S, 04° 37' E	1939 23 i	0900	3389*	NE × E	11-16	NE × E	3	o	990.3	0.6	-0.8	low short E swell
2549	68° 00.9' S, 05° 50.3' E	23 i	1500	4071*	ENE	11-16	ENE	3	bc	990.1	1.1	0.0	low short E swell
2550	67° 27.8' S, 06 35.3' E	23 i	2000	4285*	ENE	11-16	ENE	3	c	991.4	0.0	-1.1	low short NE swell
			2306	—	ESE	17-21	ENE	3	c	—	—	—	low short NE swell
2551	66° 21.9' S, 07° 54.2' E	24 i	0900	4404*	E × S	22-27	E × S	4	osq	980.1	0.0	-0.6	mod. short ENE swell
2552	65° 51.4' S, 08° 44.3' E	24 i	1500	4566*	SE	22-33	SE	4	os	977.5	0.0	-0.6	mod. av. ESE swell
2553	65° 18.6' S, 09° 52.4' E	24 i	2200	4744*	SE	22-33	SE	5	ors	973.9	0.6	0.0	conf. swell
2554	66° 05.2' S, 11° 10.3' E	25 i	0900	3776*	SE × S	22-33	SE × S	5	os	977.3	0.0	0.0	conf. swell
2555	66° 30.8' S, 11° 56' E	25 i	1500	3186*	ESE	22-27	ESE	5	om	980.0	0.0	-0.6	heavy short E swell
2556	67° 04.1' S, 13° 01.3' E	25 i	2200	3367*	SE	11-16	SE	4	o	982.1	0.0	-0.3	mod. av. SE swell
2557	68° 01.6' S, 14° 56.1' E	26 i	0900	3798*	ESE	11-16	ESE	4	os	984.4	0.6	0.0	mod. av. E swell

Station	Age of moon (days)	HYDROLOGICAL OBSERVATIONS											BIOLOGICAL OBSERVATIONS				Remarks	
		Depth (metres)	Depth by thermometer	Temp. °C.	S ₁₀₀	σ _t	pH	Mg.—atom m. ³				O ₂ c.c. litre	Gear	Depth (metres)	TIME			
								P	Nitrate + Nitrite N ₂	Nitrite N ₂	Si				From	To		
2548	3	0	—	0.70	33.65	27.00	—	—	—	—	—	—	TD NHP N 50 V N 100 H N 70 B N 100 B	25 50-0 100-0 5-0 112-0	0905	— — 0917 0920 0923	— — 0946 0944	KT
2549	3	0	—	0.60	33.77	27.11	—	—	—	—	—	—	N 100 H N 70 B N 100 B	5-0 159-0	1506 1510	1532 1530	KT	
2550	3	0	—	0.38	33.54	26.93	8.11	2.11	—	0.28	44.4	7.70	NHP	50-0	2008			
		10	—	0.29	33.54	26.93	8.11	2.11	—	0.28	44.5	—	N 50 V	100-0				
	3	20	—	-0.61	33.80	27.19	8.11	2.11	—	0.15	44.2	7.40	N 70 V	50-0				
		30	—	-1.25	34.22	27.55	8.14	2.13	—	0.11	44.3	—	"	100-50				
		40	—	-1.51	34.33	27.65	8.11	2.30	—	0.16	44.5	6.66	"	250-100				
		50	—	-1.60	34.39	27.70	8.08	2.40	—	0.17	47.0	—	"	500-250				
		60	—	-1.68	34.41	27.72	8.08	2.41	—	0.19	47.3	6.37	"	750-500				
		80	—	-0.93	34.50	27.76	8.06	2.57	—	0.15	48.3	—	"	1000-750	—	2127		
		100	—	0.79	34.68	27.82	8.00	2.72	—	0.08	51.1	4.35	N 100 H	5-0	2222	2249		
		150	—	0.80	34.69	27.82	8.00	2.72	—	0.04	53.2	4.32	N 70 B	120-0	2225	2242	KT	
		200	—	0.97	34.69	27.82	7.97	2.72	—	0.00	53.9	4.28	N 100 B	430-230	2225	2256	DGP	
		300	—	1.01	34.70	27.83	7.97	2.66	—	0.00	55.5	4.25	TYFB					
		400	—	0.94	34.71	27.84	7.98	2.66	—	0.00	55.5	4.31						
		590 ²	593	0.71	34.70	27.85	8.06	2.66	—	—	63.1	4.26						
		790 ²	—	0.57	34.70	27.85	8.09	2.66	—	—	64.2	4.22						
		990 ²	993	0.48	34.69	27.84	8.11	2.66	—	—	66.3	4.33						
		1480 ²	1479	0.24	34.69	27.86	8.11	2.66	—	—	68.5	4.44						
		1960 ¹	1960	0.03	34.68	27.87	8.17	2.66	—	—	71.3	4.54						
		2450 ¹	—	-0.10	34.67	27.87	8.23	2.66	—	—	72.8	4.68						
		2940 ¹	2936	-0.21	34.66	27.86	8.21	2.66	—	—	71.6	4.98						
		3420 ¹	—	-0.27	34.66	27.86	8.25	2.74	—	—	70.5	4.87						
		3910 ¹	3912	-0.31	34.66	27.87	8.26	2.74	—	—	68.1	4.97						
2551	4	0	—	0.30	33.78	27.13	—	—	—	—	—	—	TD NHP N 50 V N 100 H N 70 B N 100 B	15 50-0 100-0 5-0 106-0	0905	— — 0916 0921 0925	— — 0951 0945	KT
2552	4	0	—	0.60	33.85	27.17	—	—	—	—	—	—	N 100 H N 100 B	5-0 130-0	1506 1509	1530 1529	KT	
2553	4	0	—	0.50	33.89	27.20	—	—	—	—	—	—	NHP N 100 H N 100 B TYFB	50-0 5-0 102-0 300-200	2207 2226 2229 2229	2211 2251 2249 2259	KT DGP	
2554	5	0	—	0.20	34.04	27.35	—	—	—	—	—	—	TD NHP N 100 H N 100 B	23 50-0 5-0 123-0	0903 — 0914 0918	— 0910 0940 0938	KT	
2555	5	0	—	0.10	33.97	27.29	—	—	—	—	—	—	N 100 H N 100 B	5-0 137-0	1506 1509	1531 1529	KT	
2556	5	0	—	-0.10	34.06	27.38	—	—	—	—	—	—	NHP N 100 H N 100 B TYFB	50-0 5-0 110-0 360-200	2206 2223 2226 2226	2210 2253 2246 2256	KT DGP	
2557	6	0	—	-0.10	33.88	27.24	8.10	2.15	—	0.20	42.9	7.35	TD	23	0905			
		10	—	-0.11	33.91	27.26	8.10	2.15	—	0.20	42.5	—	NHP	50-0				
		20	—	-0.11	33.91	27.26	8.10	2.15	—	0.20	43.1	7.31	N 50 V	100-0				
		30	—	-0.41	34.00	27.34	8.10	2.15	—	0.16	42.8	—	N 70 V	50-0				

Station	Position	Date	Hour	Sounding (metres)	WIND		SEA		Weather	Barometer (millibars)	Air Temp. °C.		Remarks
					Direction	Force (knots)	Direction	Force			Dry bulb	Wet bulb	
2557 <i>cont.</i>	68° 01·6' S, 14° 56·1' E	1939 26 i											
2558	69° 00·7' S, 17° 06·6' E	26 i	2130	3156*	ESE	7-10	ESE	2	os	984·9	-0·8	-1·1	no swell
2559	68° 49·7' S, 19° 10·5' E	27 i	0900	3881*	E	7-10	E	2	os	985·3	0·8	-0·3	low short NE swell
2560	68° 38·4' S, 19° 13·3' E	27 i	1300	4314*	E × N	11-16	E × N	4	o	985·3	-0·6	-0·5	low short E swell
2561	67° 26·7' S, 19° 12·3' E	27 i	2200	4596*	E	7-10	E	2	o	985·9	-0·6	-0·6	low short E swell
2562	66° 05·3' S, 19° 11·6' E	28 i	0900	4908*	ESE	11-16	ESE	3	csp	985·8	0·6	-0·3	low short E swell

Station	Age of moon (days)	HYDROLOGICAL OBSERVATIONS											BIOLOGICAL OBSERVATIONS				Remarks	
		Depth (metres)	Depth by thermometer	Temp. °C.	S ‰	σ _t	pH	Mg.—atom m. ³				O ₂ c.c. litre	Gear	Depth (metres)	TIME			
								P	Nitrate + Nitrite N ₃	Nitrite N ₃	Si				From	To		
2557 cont.	6	40	—	-1.31	34.33	27.63	8.09	2.30	—	0.10	43.6	6.70	N 70 V	100-50				
		50	—	-1.61	34.38	27.69	8.10	2.30	—	0.19	44.4	—	"	250-100				
		60	—	-1.68	34.40	27.70	8.08	2.30	—	0.18	44.3	6.13	"	500-250				
		80	—	-1.70	34.42	27.73	8.08	2.30	—	0.11	44.3	—	"	750-500				
		100	—	-1.71	34.43	27.74	8.08	2.30	—	0.10	44.4	6.50	"	1000-750	—	1030		
		150	—	0.30	34.62	27.81	7.99	2.55	—	0.00	51.2	4.77	N 70 B	120-0	1102	1122	KT	
		200	—	0.75	34.68	27.83	7.96	2.68	—	0.00	52.5	4.54	N 100 B					
		300	—	1.00	34.69	27.81	7.96	2.51	—	0.00	53.5	4.44						
		400	—	1.02	34.70	27.83	7.97	2.34	—	0.00	61.1	4.42						
		600 ²	599	0.72	34.71	27.86	8.03	2.51	—	—	63.7	4.44						
		800 ²	—	0.56	34.70	27.86	8.06	2.51	—	—	65.5	4.45						
		990 ²	991	0.44	34.70	27.86	8.07	2.51	—	—	70.7	4.46						
		1460 ¹	1464	0.19	34.69	27.86	8.18	2.51	—	—	78.0	4.47						
		1960 ¹	—	-0.01	34.68	27.87	8.18	2.51	—	—	77.5	4.64						
		2450 ¹	2453	-0.16	34.68	27.88	8.15	2.51	—	—	76.1	4.98						
		2940 ¹	—	-0.21	34.67	27.87	8.20	2.70	—	—	75.1	4.95						
		3430 ¹	3432	-0.25	34.67	27.87	8.21	2.57	—	—	71.2	4.97						
2558	6	0	—	-0.20	32.86	26.41	—	—	—	—	—	—	NHP	50-0	2145	—	On edge of pack ice	
														N 50 V	100-0	—	2154	
														N 100 H	5-0	2212	2232	
														N 70 B	122-0	2215	2235	KT
														N 100 B				
													TYFB	390-230	2215	2245	DGP	
2559	7	0	—	0.02	33.65	27.04	8.05	2.26	—	0.27	42.3	7.47	TD	23	0906			
		10	—	0.00	33.68	27.06	8.05	2.26	—	0.27	42.3	—	NHP	50-0				
		20	—	-0.51	33.97	27.32	8.05	2.26	—	0.13	42.7	7.46	N 50 V	100-0				
		30	—	-1.01	34.24	27.56	8.07	2.26	—	0.06	43.4	—	N 70 V	50-0				
		40	—	-1.31	34.39	27.69	8.07	2.26	—	0.04	43.6	7.07	"	100-50				
		50	—	-1.59	34.42	27.72	8.06	2.26	—	0.04	43.6	—	"	250-100				
		60	—	-1.67	34.42	27.72	8.06	2.34	—	0.04	43.3	6.87	"	500-250				
		80	—	-1.79	34.43	27.73	8.04	2.40	—	0.07	43.4	—	"	750-500				
		100	—	-1.69	34.43	27.73	8.03	2.40	—	0.06	43.7	6.56	"	1000-750	—	1027		
		150	—	-0.51	34.53	27.78	7.97	2.60	—	0.00	50.3	5.54	N 100 H	5-0	1101	1132		
		200	—	0.10	34.59	27.79	7.94	2.60	—	0.00	53.6	4.96	N 70 B	119-0	1104	1124	KT	
		300	—	0.79	34.67	27.81	7.94	2.60	—	0.00	56.4	4.52	N 100 B					
		400	—	1.04	34.70	27.83	7.94	2.64	—	0.00	58.1	4.39	N 70 B					
		590 ²	592	0.83	34.71	27.85	7.99	2.64	—	—	61.1	4.41	N 100 B					
		800 ²	—	0.63	34.70	27.85	7.99	2.64	—	—	62.7	4.49		400-220	1104	1133	DGP	
		1000 ²	1001	0.45	34.69	27.85	7.99	2.64	—	—	68.7	4.46						
1470 ¹	1474	0.20	34.69	27.86	8.09	2.66	—	—	77.2	4.49								
1970 ¹	—	-0.01	34.68	27.87	8.04	2.66	—	—	77.9	4.78								
2460 ¹	2463	-0.10	34.68	27.88	8.14	2.70	—	—	75.7	4.77								
2960 ¹	—	-0.21	34.67	27.87	8.14	2.70	—	—	70.6	4.97								
3450 ¹	3450	-0.24	34.67	27.87	8.17	2.70	—	—	68.0	4.95								
2560	7	0	—	-0.16	33.36	26.82	—	—	—	—	—	N 100 H	5-0	1301	1316			
2561	7	0	—	-0.20	33.33	26.79	—	—	—	—	—	—	NS 50	10	2100	2157	KT	
														NHP	50-0	2212		
														N 50 V	100-0	—	2222	
														N 100 H	5-0	2233	2303	
														N 70 B	97-0	2235	2255	KT
												N 100 B						
												N 70 B						
													N 100 B	300-0	2235	2312	DGP. Nets failed to close	
2562	8	0	—	0.20	33.62	27.01	—	—	—	—	—	—	TD	13	0910	—	-1 hour	
														NHP	50-0			
														N 50 V	100-0	—	0921	
														N 100 H	5-0	0924	0949	
														N 70 B	109-0	0927	0947	KT
												N 100 B						

Station	Position	Date	Hour	Sounding (metres)	WIND		SEA		Weather	Barometer (millibars)	Air Temp. °C.		Remarks
					Direction	Force (knots)	Direction	Force			Dry bulb	Wet bulb	
2563	65° 06.5' S, 19° 16.5' E	1939 28 i	1600	4960*	E	11-16	E	3	o	985.8	0.3	-0.6	—
			1912	—	SE	7-10	SE	2	o	—	—	—	—
2564	62° 54.3' S, 19° 39.6' E	29 i	0900	4292*	S × E	7-10	S × E	3	c	989.2	1.7	0.0	mod. av. SE swell
2565	61° 16' S, 19° 43.5' E	29 i	2000	5272*	SW × W	7-10	SW	2	c	993.6	0.6	0.0	conf. swell
2566	59° 37.4' S, 19° 47.8' E	30 i	1000	5393*	WSW	11-16	WSW	4	c	997.1	2.2	0.6	conf. swell
2567	58° 12' S, 19° 46' E	30 i	2000	5790*	W × N	7-10	W	2	os	999.1	0.8	-0.6	conf. swell

Station	Age of moon (days)	HYDROLOGICAL OBSERVATIONS											BIOLOGICAL OBSERVATIONS				Remarks
		Depth (metres)	Depth by thermometer	Temp. °C.	S ‰	σ _t	pH	Mg.—atom m. ³				O ₂ c.c. litre	Gear	Depth (metres)	TIME		
								P	Nitrate + Nitrite N ₂	Nitrite N ₂	Si				From	To	
2563	8	0	—	0.59	33.83	27.16	8.19	1.69	—	0.07	34.0	8.04	NHP N 50 V N 70 V	50-0	1607		
		10	—	0.58	33.85	27.17	8.19	1.60	—	0.07	33.9	—		100-0			
	8	20	—	0.49	33.86	27.18	8.19	1.60	—	0.06	34.3	8.02	50-0				
		30	—	-1.29	34.17	27.51	8.13	2.00	—	0.06	34.3	—	100-50				
		40	—	-1.59	34.21	27.55	8.11	2.17	—	0.13	38.4	7.24	250-100				
		50	—	-1.68	34.23	27.57	8.10	2.22	—	0.14	38.5	—	500-250				
		60	—	-1.51	34.33	27.64	8.06	2.36	—	0.21	38.4	6.54	750-500				
		80	—	-0.01	34.50	27.72	7.98	2.70	—	0.12	46.3	—	1000-750		1730		
		100	—	0.71	34.62	27.79	7.95	2.78	—	0.05	56.9	4.42	5-0	1829	1859		
		150	—	1.08	34.67	27.80	7.94	2.78	—	0.00	59.3	4.24	128-0	1832	1852	KT	
		200	—	1.29	34.69	27.79	7.94	2.78	—	0.00	60.5	4.21					
		300	—	1.29	34.71	27.82	7.97	2.78	—	0.00	60.7	4.26	380-200	1832	1902	DGP	
		400	—	1.21	34.71	27.83	7.97	2.78	—	0.00	62.4	4.34					
		580 ²	583	1.00	34.72	27.84	8.04	2.78	—	—	68.0	4.21					
		780 ²	—	0.79	34.73	27.86	8.02	2.81	—	—	69.6	4.26					
		970 ²	972	0.61	34.71	27.87	8.05	2.93	—	—	69.5	4.22					
		1460 ²	—	0.35	34.70	27.86	8.03	2.98	—	—	79.7	4.34					
		1950 ²	1948	0.17	34.69	27.86	8.03	2.93	—	—	79.1	4.59					
		2440 ¹	2437	-0.02	34.68	27.87	8.11	2.93	—	—	78.8	4.63					
		2930 ¹	—	-0.19	34.67	27.87	8.19	2.93	—	—	79.0	4.79					
3420 ¹	3421	-0.23	34.67	27.87	8.22	2.93	—	—	78.1	4.82							
3920 ¹	—	-0.31	34.66	27.87	8.21	2.93	—	—	75.4	4.91							
4410 ¹	4413	-0.32	34.66	27.87	8.17	2.93	—	—	72.8	4.98							
2564	9	0	—	1.09	33.63	26.97	—	—	—	—	—	—	TD NHP N 50 V N 100 H N 70 B N 100 B	7	0908		
		50-0	—	—	—	—	—	—	—	—	—	—		—	0919		
		100-0	—	—	—	—	—	—	—	—	—	—		—	0923	0948	
		5-0	—	—	—	—	—	—	—	—	—	—		—	0925	0945	KT
		114-0	—	—	—	—	—	—	—	—	—	—		—	—		
2565	9	0	—	1.29	33.64	26.95	8.18	1.35	—	0.15	27.3	8.02	NHP N 50 V N 70 V	50-0	2005		
		10	—	1.28	33.64	26.96	8.18	1.41	—	0.15	27.4	—		100-0			
		20	—	0.81	33.66	27.00	8.18	1.41	—	0.15	27.6	8.08	50-0				
		30	—	0.37	33.68	27.05	8.16	1.65	—	0.14	27.5	—	100-50				
		40	—	-1.20	33.95	27.34	8.10	2.24	—	0.19	37.1	7.63	250-100				
		50	—	-1.61	34.10	27.46	8.07	2.40	—	0.22	36.9	—	500-250				
		60	—	-1.69	34.14	27.49	8.06	2.41	—	0.24	39.3	7.07	750-500				
		80	—	-1.69	34.21	27.55	8.05	2.47	—	0.25	41.1	—	1000-750		2125		
		100	—	-1.61	34.25	27.58	8.02	2.57	—	0.19	43.6	6.69	5-0	2246	2316		
		150	—	0.08	34.49	27.71	7.94	2.72	—	0.00	60.5	5.12	119-0	2250	2310	KT	
		200	—	0.82	34.61	27.77	7.93	2.72	—	0.00	63.5	4.46					
		300	—	1.20	34.69	27.81	7.93	2.72	—	0.00	66.6	4.26	390-190	2250	2320	DGP	
		400	—	1.11	34.70	27.82	7.94	2.72	—	0.00	66.5	4.37					
		600	—	0.87	34.70	27.84	7.94	2.72	—	—	70.5	4.40					
		800 ²	805	0.66	34.69	27.83	8.04	2.72	—	—	76.1	4.24					
		1000 ²	—	0.53	34.68	27.84	8.04	2.72	—	—	77.2	4.21					
		1490 ²	1489	0.30	34.68	27.85	8.05	2.79	—	—	84.3	4.30					
		1980 ²	—	0.09	34.68	27.87	8.06	2.79	—	—	82.2	4.51					
		2480 ²	2481	-0.10	34.68	27.88	8.07	2.79	—	—	81.9	4.77					
		2970 ¹	2966	-0.21	34.67	27.87	8.15	2.79	—	—	82.2	4.91					
3460 ¹	—	-0.26	34.66	27.86	8.18	2.93	—	—	85.0	4.95							
3960 ¹	3956	-0.31	34.66	27.87	8.20	2.93	—	—	84.0	4.89							
4460 ¹	—	-0.33	34.66	27.87	8.23	2.87	—	—	78.9	4.70							
4960 ¹	4956	-0.40	34.66	27.87	8.20	2.87	—	—	75.2	4.93							
2566	10	0	—	1.10	33.57	26.91	—	—	—	—	—	—	TD NHP N 50 V N 100 H N 70 B N 100 B	10	1006		
		50-0	—	—	—	—	—	—	—	—	—	—		—	—	1016	
		100-0	—	—	—	—	—	—	—	—	—	—		—	—	1019	1044
		5-0	—	—	—	—	—	—	—	—	—	—		—	—	1022	1042
106-0	—	—	—	—	—	—	—	—	—	—	—	—					
2567	10	0	—	0.90	33.57	26.92	8.18	1.41	—	0.15	21.0	7.86	NHP N 50 V N 70 V	50-0	2010		
		10	—	0.90	33.57	26.92	8.18	1.41	—	0.15	21.1	—		100-0			
		20	—	0.90	33.57	26.92	8.18	1.46	—	0.14	21.7	7.83		50-0			

Station	Position	Date	Hour	Sounding (metres)	WIND		SEA		Weather	Barometer (millibars)	Air Temp. °C.		Remarks
					Direction	Force (knots)	Direction	Force			Dry bulb	Wet bulb	
2567 <i>cont.</i>	58° 12' S, 19° 46' E	1939 30 i											
2568	56° 40.2' S, 19° 43.4' E	31 i	1000	5192*	NNE	7-10	NNE	2	o	996.0	0.6	-0.6	mod. av. NW swell
2569	55° 21.1' S, 19° 39.3' E	31 i	2000	4049*	E	7-10	E	2	odrs	991.0	0.6	0.0	conf. swell
2570	54° 04' S, 19° 33.6' E	1 ii	1000	3572*	E × S	4-6	E × S	2	o	992.4	1.8	1.1	mod. av. NNW swell
2571	52° 43.4' S, 19° 34.4' E	1 ii	2000	3769*	SW	4-6	—	1	o	995.3	1.1	0.6	conf. swell
			2248	—	NW	1-3	—	1	o	—	—	—	conf. swell

Station	Age of moon (days)	HYDROLOGICAL OBSERVATIONS											BIOLOGICAL OBSERVATIONS				Remarks	
		Depth (metres)	Depth by thermometer	Temp. °C	S‰	σ _t	pH	Mg.—atom m. ³				O ₂ c.c. litre	Gear	Depth (metres)	TIME			
								P	Nitrate + Nitrite N ₂	Nitrite N ₂	Si				From	To		
2567 <i>cont.</i>	10	30	—	0.64	33.58	26.96	8.18	1.46	—	0.11	21.7	—	N 70 V	100-50				
		40	—	-0.40	33.68	27.08	8.14	1.81	—	0.15	24.1	7.82	,,	250-100				
		50	—	-1.43	33.88	27.29	8.10	2.17	—	0.21	25.8	—	,,	500-250				
		60	—	-1.69	33.95	27.34	8.09	2.36	—	0.26	27.1	7.62	,,	750-500				
		80	—	-1.71	34.00	27.38	8.09	2.36	—	0.34	26.8	—	,,	1000-750	—	2133		
		100	—	-1.70	34.05	27.42	8.09	2.36	—	0.38	31.0	7.41	N 100 H	5-0	2256	2326		
		150	—	-1.39	34.14	27.50	8.05	2.36	—	0.07	34.4	6.97	N 70 B	122-0	2302	2322	KT	
		200	—	-0.05	34.45	27.68	7.97	2.64	—	0.00	47.3	5.32	N 100 B					
		300	—	0.81	34.65	27.79	7.97	2.68	—	0.00	57.2	4.42	N 70 B					
		400	—	0.84	34.69	27.83	7.95	2.68	—	0.00	58.8	4.39	N 100 B	390-200	2302	2333	DGP	
		590	—	0.64	34.70	27.84	7.95	2.68	—	—	62.7	4.40						
		790 ²	785	0.60	34.70	27.86	8.02	2.68	—	—	64.6	4.28						
		980 ²	—	0.49	34.69	27.84	8.04	2.78	—	—	67.4	4.24						
		1480 ²	1479	0.23	34.69	27.86	8.05	2.78	—	—	71.8	4.35						
		1970 ²	—	0.06	34.68	27.87	8.04	2.79	—	—	73.8	4.52						
		2460 ²	2462	-0.10	34.68	27.88	8.02	3.19	—	—	72.8	4.87						
		2970 ¹	2971	-0.22	34.67	27.87	8.11	2.79	—	—	71.3	4.91						
		3460 ¹	—	-0.29	34.66	27.87	8.17	2.79	—	—	69.4	4.89						
		3960 ¹	3958	-0.33	34.66	27.87	8.17	2.79	—	—	68.1	4.93						
4460 ¹	—	-0.40	34.66	27.87	8.19	2.79	—	—	68.0	4.99								
4960 ¹	4956	-0.40	34.66	27.87	8.22	2.79	—	—	67.9	5.04								
2568	11	0	—	1.07	33.64	26.97	—	—	—	—	—	—	TD	13	1004			
														NHP	50-0			
														N 50 V	100-0	—	1019	
														N 100 H	5-0	1023	1052	
														N 70 B	119-0	1028	1050	KT
2569	11	0	—	1.28	34.05	27.28	8.13	1.69	—	0.31	34.7	7.72	NHP	50-0	2004			
		10	—	1.28	34.06	27.29	8.13	1.69	—	0.31	34.7	—	N 50 V	100-0				
		20	—	1.26	34.08	27.32	8.13	1.75	—	0.31	35.0	7.68	N 70 V	50-0				
		30	—	1.02	34.08	27.33	8.13	1.84	—	0.30	34.8	—	,,	100-50				
		40	—	0.99	34.08	27.33	8.14	1.84	—	0.30	35.0	7.69	,,	250-100				
		50	—	0.99	34.08	27.33	8.14	1.84	—	0.31	35.1	—	,,	500-250				
		60	—	0.94	34.10	27.35	8.12	1.92	—	0.30	33.0	7.63	,,	750-500				
		80	—	-0.21	34.18	27.48	8.08	2.22	—	0.24	37.2	—	,,	1000-750				
		100	—	-1.07	34.23	27.55	8.10	2.22	—	0.23	39.1	7.51	N 100 H	5-0	2230	2300		
		150	—	-1.19	34.35	27.66	8.05	2.41	—	0.24	47.7	6.65	N 70 B	101-0	2234	2254	KT	
		200	—	-0.58	34.45	27.71	8.00	2.55	—	0.00	48.9	5.76	N 100 B					
		300	—	0.69	34.63	27.79	7.98	2.59	—	0.00	60.3	4.57	N 70 B					
		400	—	0.82	34.70	27.84	7.98	2.59	—	0.00	65.9	4.43	N 100 B	270-0	2234	2310	DGP. N70B failed to close	
		550 ³	553	0.62	34.70	27.86	8.03	2.64	—	—	68.7	4.30		270-170	2234	2303		
		740 ²	—	0.50	34.70	27.86	8.06	2.74	—	—	72.8	4.24						
		940 ²	937	0.41	34.70	27.86	8.06	2.79	—	—	74.4	4.29						
		1440 ¹	1436	0.18	34.69	27.86	8.09	2.79	—	—	76.3	4.49						
1930 ¹	—	-0.02	34.68	27.87	8.13	2.79	—	—	76.8	4.63								
2420 ¹	2423	-0.13	34.67	27.87	8.09	2.79	—	—	73.7	4.87								
2910 ¹	—	-0.22	34.66	27.86	8.17	2.79	—	—	74.2	4.80								
3390 ¹	3387	-0.25	34.66	27.86	8.16	2.79	—	—	74.7	4.92								
2570	12	0	—	1.40	34.09	27.31	—	—	—	—	—	—	TD	13	1002			
														NHP	50-0			
														N 50 V	100-0	—	1014	
														N 70 B	99-0	1024	1044	KT
2571	12	0	—	1.30	34.04	27.27	8.10	1.60	—	0.31	33.4	7.66	NHP	50-0	2008			
		10	—	1.30	34.04	27.27	8.10	1.69	—	0.31	33.6	—	N 50 V	100-0				
		20	—	1.21	34.04	27.29	8.10	1.69	—	0.31	33.7	7.65	N 70 V	50-0				
		30	—	1.10	34.04	27.30	8.10	1.69	—	0.31	33.7	—	,,	100-50				
		40	—	0.99	34.04	27.30	8.10	1.73	—	0.29	34.0	7.63	,,	250-100				
		50	—	0.92	34.04	27.31	8.11	1.73	—	0.29	33.7	—	,,	500-250				
		60	—	0.27	34.10	27.39	8.07	1.96	—	0.27	34.3	7.55	,,	750-500				
		80	—	-0.71	34.15	27.48	8.04	2.32	—	0.24	36.2	—	,,	1000-750				
		100	—	-0.79	34.18	27.51	8.03	2.32	—	0.23	38.4	7.16	N 100 H	5-0	2205	2235		

Station	Position	Date	Hour	Sounding (metres)	WIND		SEA		Weather	Barometer (millibars)	Air Temp. °C.		Remarks
					Direction	Force (knots)	Direction	Force			Dry bulb	Wet bulb	
2571 <i>cont.</i>	52° 43' 4" S, 19° 34' 4" E	1939 1 ii											
2572	51° 16' 1" S, 19° 39' 1" E	2 ii	1000	4049*	Lt airs	1-3	—	0	of	989.8	3.9	3.3	mod. av. WNW swell
2573	49° 59' 1" S, 19° 42' 4" E	2 ii	2000	4384*	SW	11-16	W	4	0	991.5	3.3	2.5	low long WNW swell
2574	46° 59' 9" S, 19° 56' 2" E	3 ii	2000	5430*	WNW	11-16	WNW	4	bc	994.0	6.7	5.6	conf. swell

Station	Age of moon (days)	HYDROLOGICAL OBSERVATIONS											BIOLOGICAL OBSERVATIONS				Remarks		
		Depth (metres)	Depth by thermometer	Temp. °C.	S ‰	σ _t	pH	Mg.—atom m. ³				O ₂ c.c. litre	Gear	Depth (metres)	TIME				
								P	Nitrate + Nitrite N ₂	Nitrite N ₂	Si				From	To			
2571 cont.	12	150	—	0.11	34.35	27.62	7.97	2.57	—	0.19	45.2	5.85	N 70 B N 100 B N 70 B N 100 B	113-0	2210	2232	KT		
		200	—	0.62	34.45	27.65	7.96	2.64	—	0.00	47.7	4.99							
		300	—	1.19	34.57	27.71	7.92	2.64	—	0.00	56.9	4.39							
		400	—	1.43	34.67	27.77	7.92	2.64	—	0.00	57.3	4.20	300-250	2210	2240	DGP. N 70 B not fishing properly closed prematurely			
		600 ²	595	1.30	34.70	27.81	7.99	2.64	—	—	58.2	4.19							
		800 ²	—	1.09	34.70	27.82	7.98	2.53	—	—	60.7	4.32							
		1000 ²	997	0.84	34.70	27.84	8.01	2.59	—	—	67.2	4.36							
		1490 ¹	1489	0.50	34.69	27.84	8.08	2.70	—	—	69.0	4.36							
		1980 ¹	—	0.28	34.69	27.85	8.10	2.72	—	—	74.2	4.40							
		2470 ¹	2471	0.08	34.68	27.87	8.11	2.76	—	—	76.9	4.52							
		2970 ¹	—	0.02	34.68	27.87	8.06	2.76	—	—	77.0	4.68							
		3460 ¹	3461	-0.01	34.68	27.87	8.13	2.76	—	—	75.2	4.64							
2572	13	0	—	2.19	33.90	27.10	—	—	—	—	—	—	TD NHP N 50 V N 100 H N 70 B N 100 B	15 50-0 100-0 5-0 167-0	1004		—	KT	
		100	—	0.79	—	—	—	—	—	—	—	—							1027
		150	—	0.30	—	—	—	—	—	—	—	—							1031
		200	—	0.53	—	—	—	—	—	—	—	—				1035			1055
2573	13	0	—	3.70	33.89	26.95	8.14	1.54	—	0.21	4.1	7.19	NHP N 50 V N 70 V " " " " " " N 100 B N 70 B N 100 B	50-0 100-0 50-0 100-50 250-100 500-250 750-500 1000-750 95-0 300-150	2007	—	KT		
		10	—	3.70	33.89	26.95	8.14	1.54	—	0.21	4.2	—							
		20	—	3.69	33.89	26.96	8.14	1.56	—	0.22	4.2	7.13							
		30	—	3.60	33.89	26.96	8.14	1.58	—	0.21	4.2	—							
		40	—	3.60	33.89	26.96	8.14	1.63	—	0.21	4.2	7.11							
		50	—	3.60	33.89	26.96	8.14	1.63	—	0.21	4.2	—							
		60	—	3.59	33.89	26.97	8.14	1.69	—	0.21	4.3	7.09							
		80	—	3.51	33.89	26.97	8.12	1.71	—	0.21	4.3	—							
		100	—	3.40	33.89	26.98	8.12	1.75	—	0.21	4.5	7.05							
		150	—	1.90?	34.00	27.20	8.07	2.09	—	0.09	14.4	6.81							
		200	—	2.22	34.12	27.27	8.01	2.34	—	0.00	18.8	5.93							
		300	—	2.12	34.24	27.38	7.98	2.66	—	0.00	23.8	5.14							
		400	—	2.07	34.34	27.46	7.96	2.72	—	0.00	31.2	4.57							
		590 ²	589	2.30	34.50	27.57	8.00	2.85	—	—	43.3	3.79							
		780 ²	—	2.36	34.61	27.66	8.00	2.83	—	—	43.9	3.84							
		980 ²	980	2.30	34.69	27.71	8.10	2.70	—	—	44.1	3.84							
		1470 ²	1470	2.09	34.76	27.79	8.02	2.64	—	—	47.6	4.27							
		1980 ¹	1978	1.50	34.73	27.82	8.11	2.64	—	—	60.3	4.29							
		2470 ¹	—	1.01	34.70	27.83	8.13	2.79	—	—	61.4	4.21							
		2960 ¹	2958	0.78	34.70	27.84	8.13	2.79	—	—	64.0	4.24							
3450 ¹	—	0.51	34.69	27.85	8.17	2.79	—	—	64.3	4.32									
3940 ¹	3942	0.33	34.68	27.85	8.17	2.79	—	—	68.0	4.36									
2574	14	0	—	6.23	33.88	26.67	8.12	1.41	—	0.26	3.8	6.68	NHP N 50 V N 70 V " " " " " " N 70 B N 100 B N 100 B	50-0 100-0 50-0 100-50 250-100 500-250 750-500 1000-750 122-0 325-250	2007	—	KT DGP		
		10	—	6.21	33.90	26.68	8.12	1.48	—	0.26	3.9	—							
		20	—	6.21	33.90	26.68	8.12	1.54	—	0.26	3.8	6.65							
		30	—	6.21	33.90	26.68	8.12	1.54	—	0.26	3.7	—							
		40	—	6.11	33.90	26.69	8.12	1.54	—	0.26	3.9	6.68							
		50	—	6.11	33.90	26.69	8.12	1.54	—	0.26	3.9	—							
		60	—	6.11	33.90	26.69	8.12	1.56	—	0.26	4.0	6.64							
		80	—	6.03	33.90	26.70	8.12	1.63	—	0.26	4.0	—							
		100	—	5.98	33.90	26.71	8.12	1.50	—	0.25	4.0	6.65							
		150	—	4.62	34.00	26.95	8.10	1.67	—	0.12	4.6	6.54							
		200	—	4.52	34.09	27.03	8.07	1.75	—	0.00	6.6	6.11							
		300	—	3.53	34.13	27.17	8.03	2.22	—	0.00	11.3	5.85							
		400	—	2.98	34.15	27.24	8.01	2.49	—	0.00	14.4	5.68							
		600	—	2.65	34.24	27.34	7.97	2.72	—	—	25.5	4.98							
		800 ²	798	2.53	34.35	27.44	8.02	2.81	—	—	29.7	4.28							
		990 ²	—	2.49	34.46	27.52	8.03	2.89	—	—	35.4	3.78							
		1470 ²	1474	2.47	34.60	27.70	8.05	2.70	—	—	38.3	3.83							
		1970 ²	—	2.30	34.77	27.78	8.10	2.57	—	—	37.7	4.17							
		2460 ²	2456	1.85	34.76	27.81	8.10	2.59	—	—	52.7	4.28							
		2940 ¹	2935	1.45	34.74	27.83	8.18	2.59	—	—	53.6	4.16							
		3420 ¹	—	0.94	34.70	27.82	8.19	2.78	—	—	59.8	4.15							
		3920 ¹	3918	0.60	34.69	27.84	8.13	2.79	—	—	63.3	4.41							
		4410 ¹	—	0.31	34.66	27.83	8.22	2.79	—	—	71.6	4.31							
		4910 ¹	4906	0.27	34.66	27.84	8.22	2.79	—	—	71.2	4.41							

Station	Position	Date	Hour	Sounding (metres)	WIND		SEA		Weather	Barometer (millibars)	Air Temp. °C.		Remarks
					Direction	Force (knots)	Direction	Force			Dry bulb	Wet bulb	
2575	43° 43' 2" S, 20° 00' E	1939 4 ii	2000	4960*	WSW	7-10	WSW	3	c	1013.5	7.2	5.0	conf. swell
			2330	—	SW	7-10	SW	3	c	—	—	—	conf. swell
2576	40° 12' 6" S, 19° 31' 7" E	5 ii	2000	5060*	E	11-16	conf.	3	or	1012.1	15.8	14.1	conf. swell
			2254	—	WSW	17-21	conf.	4	or	—	—	—	conf. swell
2577	34° 02' 2" S, 17° 55' 5" E	15 ii	2000	223*	SE	22-33	conf.	9	b	1009.1	15.6	13.3	conf. swell
2578	35° 08' 1" S, 14° 36' 6" E	16 ii	1600	4705*	S × E	17-27	S × E	4	or	1007.3	19.4	18.3	heavy av. S swell

Station	Age of moon (days)	HYDROLOGICAL OBSERVATIONS											BIOLOGICAL OBSERVATIONS				Remarks				
		Depth (metres)	Depth by thermometer	Temp. °C.	S	σ _t	pH	Mg.—atom m. ³				O ₂ c.c. litre	Gear	Depth (metres)	TIME						
								P	Nitrate Nitrite N ₂	Nitrite N ₂	Si				From	To					
2575	15	0	—	9.90	34.20	26.36	8.12	1.01	—	0.18	<1.7	6.36	NHP	50-0	2008						
		10	—	9.84	34.20	26.37	8.12	1.03	—	0.18	<1.7	—	N 50 V	100-0							
		15	20	—	9.82	34.20	26.38	8.12	1.03	—	0.18	<1.7	6.33	N 70 V			50-0				
			30	—	9.81	34.20	26.38	8.12	1.03	—	0.18	<1.7	—	"			100-50				
			40	—	9.52	34.18	26.42	8.13	1.10	—	0.18	<1.7	6.34	"			250-0				
	50		—	9.07	34.16	26.47	8.12	1.10	—	0.18	<1.7	—	"	250-100							
	60		—	8.65	34.08	26.48	8.12	1.22	—	0.19	<1.7	6.35	"	500-250							
	80		—	8.40	34.10	26.53	8.12	1.29	—	0.22	<1.7	—	"	750-500							
	100		—	7.40	34.11	26.68	8.13	1.35	—	0.29	2.3	6.36	"	1000-0							
	150		—	7.42	34.25	26.79	8.11	1.39	—	0.00	2.6	6.04	"	1000-750							
	200		—	7.14	34.30	26.87	8.08	1.50	—	0.00	2.6	5.68	N 70 B	148-0			2253	2315	KT		
	300		—	5.93	34.34	27.07	8.01	2.07	—	0.00	7.1	5.10	N 100 B								
	400		—	4.44	34.20	27.12	8.02	2.20	—	0.00	8.0	5.61	N 70 B								
				590 ²	588	3.91	34.24	27.22	8.04	2.43	—	13.8	5.05	N 100 B			320-200	2253	2324	DGP	
				770 ²	—	3.78	34.38	27.34	8.03	2.74	—	23.0	4.25								
				960 ²	960	3.00	34.40	27.43	7.99	2.79	—	29.7	4.02								
				1450 ²	—	2.68	34.63	27.64	8.04	2.79	—	41.6	3.74								
			1940 ²	1942	2.60	34.78	27.77	8.09	2.47	—	39.7	4.29									
			2440 ¹	2440	2.39	34.80	27.81	8.16	2.20	—	36.9	4.52									
			2930 ¹	—	2.20	34.80	27.82	8.19	2.15	—	37.9	4.44									
		3420 ¹	3421	1.60	34.76	27.83	8.12	2.53	—	47.6	4.49										
		3910 ¹	—	1.02	34.70	27.83	8.18	2.64	—	63.3	4.29										
		4390 ¹	4394	0.42	34.68	27.85	8.18	2.79	—	68.0	4.37										
2576	16	0	—	21.48	35.52	24.77	8.19	0.00	—	0.00	<1.7	4.87	NHP	50-0	2006						
		10	—	21.48	35.52	24.77	8.19	0.00	—	0.00	<1.7	—	N 50 V	100-0							
		16	20	—	21.48	35.52	24.77	8.19	0.00	—	0.00	<1.7	4.84	N 70 V			50-0				
			30	—	21.48	35.52	24.77	8.19	0.00	—	0.00	<1.7	—	"			100-50				
			40	—	21.48	35.52	24.77	8.19	0.00	—	0.00	<1.7	4.82	"			250-100				
	50		—	21.48	35.52	24.77	8.19	0.00	—	0.00	<1.7	—	"	500-250							
	60		—	21.48	35.52	24.77	8.17	0.00	—	0.00	<1.7	4.85	N 70 B	103-0			2216	2236	KT		
	80		—	19.48	35.45	25.26	8.17	0.00	—	0.06	<1.7	—	N 100 B								
	100		—	18.60	35.45	25.48	8.15	0.19	—	0.15	<1.7	4.85	N 70 B								
				150	—	17.41	35.47	25.80	8.14	0.36	—	0.00	3.4	4.58			N 100 B	250-200	2216	2248	DGP
				200	—	16.92	35.52	25.95	8.15	0.44	—	0.00	3.6	4.70							
				300	—	15.73	35.48	26.19	8.13	0.49	—	0.00	4.1	4.65							
				400	—	14.60	35.36	26.36	8.12	0.78	—	0.00	4.2	4.46							
				590 ²	590	12.13	35.15	26.70	8.18	0.97	—	4.4	4.61								
				780 ²	—	9.41	34.76	26.88	8.07	1.41	—	9.0	4.49								
				970 ¹	973	6.28	34.44	27.10	8.16	2.26	—	13.5	4.23								
				1440 ¹	—	3.41	34.46	27.44	8.11	2.79	—	30.7	3.67								
			1890 ¹	1886	2.78	34.70	27.68	8.12	2.79	—	38.2	3.76									
			2340 ¹	2342	2.60	34.80	27.79	8.12	2.41	—	34.7	4.38									
			2800 ¹	2803	2.46	34.81	27.81	8.21	2.17	—	34.7	4.39									
2577	26	—	—	—	—	—	—	—	—	—	—	OTL	223-238	2000	2200	- 2 hours					
2578	27	0	—	20.58	35.51	25.01	8.16	0.00	—	0.00	<1.7	4.91	NHP	50-0	1611						
		10	—	20.58	35.51	25.01	8.16	0.00	—	0.00	<1.7	—	N 70 V	50-0							
		20	—	20.58	35.51	25.01	8.16	0.10	—	0.00	<1.7	4.92	"	100-50							
		30	—	20.58	35.51	25.01	8.16	0.10	—	0.00	<1.7	—	"	250-100							
		40	—	20.58	35.51	25.01	8.16	0.10	—	0.00	<1.7	4.91	"	500-250							
	50	—	20.58	35.51	25.01	8.16	0.10	—	0.00	<1.7	—	"	750-500								
	60	—	18.88	35.36	25.35	8.16	0.29	—	0.36	<1.7	4.69	"	1000-750								
	80	—	15.33	35.23	26.09	8.09	0.76	—	0.13	4.8	—	N 100 B	91-0	1903			1923	KT			
	100	—	14.09	35.20	26.34	8.10	0.78	—	0.06	5.8	4.25	N 70 B									
	150	—	12.11	35.07	26.64	8.08	1.08	—	0.00	6.4	4.24	N 100 B									
			200	—	10.73	34.88	26.75	8.04	1.35	—	0.00	7.3	4.19				230-180	1903	1932	DGP. Some of each catch lost subsequently	
			300	—	8.44	34.69	26.98	8.00	1.79	—	0.00	11.3	4.23								
			400	—	5.94	34.46	27.15	7.98	2.24	—	0.00	17.7	4.27								
			590 ²	—	3.86	34.41	27.35	8.02	2.76	—	—	22.7	4.02								
			790 ²	—	3.30	34.49	27.47	8.07	2.81	—	—	31.9	3.74								
			980 ²	983	3.01	34.54	27.54	8.04	2.78	—	—	33.3	3.61								
			1470 ²	—	2.74	34.74	27.73	8.04	2.45	—	—	31.5	4.10								
			1960 ²	1960	2.59	34.81	27.80	8.08	2.11	—	—	—	4.58								
			2410 ¹	2410	2.40	34.86	27.84	8.11	1.82	—	—	—	4.71								

Station	Position	Date	Hour	Sounding (metres)	WIND		SEA		Weather	Barometer (millibars)	Air Temp. °C.		Remarks
					Direction	Force (knots)	Direction	Force			Dry bulb	Wet bulb	
2578 <i>cont.</i>	35° 08.1' S, 14° 36.6' E	1939 16 ii											
2579	36° 17.1' S, 11° 20.9' E	17 ii	1600	5068*	S × E	11-16	S × E	3	bc	1019.1	17.8	14.0	conf. swell
2580	37° 35.6' S, 07° 40.8' E	18 ii	1600	5022*	Lt airs	0-3	—	1	b	1020.4	17.9	14.2	low conf. swell
2581	38° 45' S, 04° 09.2' E	19 ii	1600	5393*	S × W	1-6	S × W	1	o	1027.0	14.1	10.6	low short S swell

Station	Age of moon (days)	HYDROLOGICAL OBSERVATIONS											BIOLOGICAL OBSERVATIONS				Remarks				
		Depth (metres)	Depth by thermometer	Temp. °C.	S ‰	σ _t	pH	Mg.—atom m. ³				O ₂ c.c. litre	Gear	Depth (metres)	TIME						
								P	Nitrate + Nitrite N ₂	Nitrite N ₂	Si				From	To					
2578 cont.	27	2890 ¹	—	2.26	34.84	27.85	8.20	1.65	—	—	—	4.57									
		3380 ¹	3376	1.85	34.81	27.86	8.20	1.82	—	—	—	4.43									
		3860 ¹	—	1.17	34.73	27.84	8.25	2.28	—	—	61.8	4.20									
		4350 ¹	4354	1.04	34.72	27.84	8.25	2.28	—	—	—	4.14									
2579	28	0	—	19.43	35.44	25.26	8.14	0.00	—	0.00	<1.7	5.09	NHP N 70 V	50-0	1608	—	-1 hour				
		10	—	19.43	35.44	25.26	8.14	0.00	—	0.00	<1.7	—		50-0							
		20	—	19.43	35.44	25.26	8.14	0.00	—	0.00	<1.7	5.08		100-50							
		30	—	19.38	35.44	25.28	8.14	0.00	—	0.00	<1.7	—		250-100							
		40	—	19.33	35.44	25.29	8.14	0.00	—	0.00	<1.7	5.08		500-250							
		50	—	19.18	35.44	25.33	8.14	0.00	—	0.00	<1.7	—		750-500							
		60	—	17.73	35.52	25.76	8.16	0.00	—	0.00	<1.7	5.36		1000-750				—	1828		
		80	—	16.73	35.46	25.95	8.17	0.00	—	0.00	<1.7	—		N 70 B N 100 B TYFB				112-0	1848	1908	KT
		100	—	15.45	35.41	26.21	8.15	0.32	—	0.04	<1.7	4.94						370-200	1848	1918	DGP
		150	—	14.30	35.24	26.33	8.15	0.46	—	0.00	<1.7	4.99									
		200	—	13.31	35.09	26.42	8.14	0.53	—	0.00	2.4	5.21									
		300	—	11.89	34.97	26.61	8.12	0.80	—	0.00	2.5	4.91									
		400	—	10.26	34.79	26.77	8.08	1.08	—	0.00	3.4	4.83									
		600 ²	—	6.63	34.40	27.01	8.09	1.98	—	—	8.4	4.65									
		790 ²	—	4.49	34.27	27.18	8.06	2.30	—	—	14.8	4.96									
		980 ²	981	3.48	34.32	27.32	8.09	2.57	—	—	23.1	4.51									
		1470 ²	—	2.84	34.62	27.63	8.05	2.76	—	—	37.5	3.74									
		1950 ²	1953	2.74	34.78	27.77	8.12	2.40	—	—	32.9	4.18									
		2410 ¹	2406	2.61	34.83	27.81	8.21	2.09	—	—	31.9	4.36									
		2900 ¹	—	2.40	34.84	27.83	8.21	2.09	—	—	34.1	4.51									
3390 ¹	3393	2.17	34.84	27.85	8.21	2.09	—	—	38.0	4.47											
3880 ¹	—	1.52	34.78	27.86	8.16	2.41	—	—	54.6	4.52											
4370 ¹	4371	1.12	34.72	27.83	8.22	2.66	—	—	66.9	4.24											
2580	29	0	—	17.58	34.75	25.21	8.19	0.27	—	0.00	<1.7	5.37	NHP N 50 V N 70 V	50-0	1607	—	GMT				
		10	—	17.38	34.75	25.26	8.19	0.27	—	0.00	<1.7	—		100-0							
		20	—	17.18	34.74	25.29	8.17	0.27	—	0.00	<1.7	5.38		50-0							
		30	—	17.13	34.74	25.31	8.17	0.27	—	0.00	<1.7	—		100-50							
		40	—	16.63	34.72	25.40	8.17	0.27	—	0.00	<1.7	5.41		250-100							
		50	—	14.68	34.87	25.96	8.18	0.34	—	0.04	<1.7	—		500-250							
		60	—	13.28	34.80	26.20	8.15	0.49	—	0.46	<1.7	5.46		750-500							
		80	—	12.44	34.79	26.36	8.14	0.55	—	0.64	<1.7	—		1000-750				—	1730		
		100	—	11.55	34.76	26.50	8.13	0.72	—	0.00	<1.7	5.47		N 70 B N 100 B TYFB				132-0	1832	1852	KT
		150	—	10.55	34.66	26.61	8.12	0.82	—	0.00	2.4	5.41						450-250	1832	1905	DGP
		200	—	9.95	34.61	26.68	8.12	1.01	—	0.00	2.6	5.42									
		300	—	8.98	34.57	26.80	8.09	1.20	—	0.00	2.9	5.20									
		400	—	8.01	34.53	26.93	8.05	1.58	—	0.00	4.5	4.81									
		600 ²	600	5.55	34.35	27.12	8.07	2.07	—	—	9.8	4.75									
		780 ²	—	3.95	34.27	27.24	8.07	2.24	—	—	15.9	4.84									
		950 ²	945	3.12	34.30	27.34	8.07	2.47	—	—	24.0	4.43									
		1420 ²	—	2.69	34.60	27.61	8.08	2.57	—	—	36.9	3.64									
		1900 ²	1900	2.68	34.72	27.71	8.14	2.19	—	—	33.6	4.13									
		2420 ¹	2415	2.55	34.82	27.81	8.19	2.00	—	—	30.8	4.41									
		2910 ¹	—	2.34	34.83	27.83	8.22	1.90	—	—	34.7	4.50									
3400 ¹	3397	2.09	34.81	27.84	8.19	2.05	—	—	42.2	4.59											
3880 ¹	—	1.43	34.77	27.85	8.16	2.36	—	—	47.8	4.42											
4370 ¹	4369	1.11	34.72	27.83	8.15	2.51	—	—	62.1	4.42											
2581	0	0	—	16.38	34.52	25.31	8.17	0.32	—	0.00	<1.7	5.53	NHP N 50 V N 70 V	50-0	1607						
		10	—	16.28	34.52	25.33	8.17	0.32	—	0.00	<1.7	—		100-0							
		20	—	16.28	34.52	25.33	8.17	0.32	—	0.00	<1.7	5.47		50-0							
		30	—	14.98	34.53	25.63	8.18	0.44	—	0.05	<1.7	—		100-50							
		40	—	12.99	34.54	26.06	8.15	0.51	—	0.06	<1.7	5.63		250-100							
		50	—	12.39	34.62	26.25	8.16	0.53	—	0.29	<1.7	—		500-250							
		60	—	11.94	34.71	26.40	8.12	0.57	—	0.76	<1.7	5.54		750-500							
		80	—	11.65	34.77	26.49	8.13	0.55	—	0.00	<1.7	—		1000-750				—	1725		
		100	—	11.56	34.79	26.53	8.13	0.57	—	0.00	<1.7	5.51		N 70 B N 100 B TYFB				103-0	1830	1851	KT
		150	—	10.92	34.71	26.59	8.12	0.76	—	0.00	<1.7	5.43						310-180	1830	1901	DGP
		200	—	10.93	34.87	26.70	8.10	1.10	—	0.00	<1.7	5.02									
		300	—	9.04	34.63	26.84	8.08	1.27	—	0.00	2.4	4.93									
400	—	7.35	34.46	26.96	8.05	1.63	—	0.00	3.9	4.89											

Station	Position	Date	Hour	Sounding (metres)	WIND		SEA		Weather	Barometer (millibars)	Air Temp. °C.		Remarks
					Direction	Force (knots)	Direction	Force			Dry bulb	Wet bulb	
2581 <i>cont.</i>	38° 45' S, 04° 09' 2" E	1939 19 ii											
2582	39° 53' 9" S, 00° 39' 1" E	20 ii	1600	4943*	WNW	7-10	WNW	2	om	1026.2	16.7	15.0	low short W swell
2583	43° 27' 6" S, 00° 50' E	21 ii	2000	4440*	W × N	7-16	W × N	3	of	1019.3	12.8	12.5	low short SW swell
2584	46° 29' 1" S, 00° 54' 9" E	22 ii	2000	4003*	W	7-10	W	2	od	1011.7	6.4	5.8	mod. av. WSW swell

Station	Age of moon (days)	HYDROLOGICAL OBSERVATIONS											BIOLOGICAL OBSERVATIONS				Remarks
		Depth (metres)	Depth by thermometer	Temp. °C.	S ‰	σ _t	pH	Mg.—atom m. ³				O ₂ c.c. litre	Gear	Depth (metres)	TIME		
								P	Nitrate + Nitrite N ₂	Nitrite N ₂	Si				From	To	
2581 cont.	0	600 ²	613	5.09	34.30	27.13	8.11	2.05	—	—	8.3	4.97					
		790 ²	—	3.59	34.24	27.25	8.09	2.40	—	—	14.7	5.02					
		980 ²	984	3.12	34.31	27.35	8.01	2.64	—	—	22.2	4.59					
		1470 ²	1472	2.73	34.57	27.59	7.99	2.68	—	—	34.3	3.85					
		1950 ¹	1947	2.70	34.76	27.74	8.10	2.34	—	—	30.9	4.01					
		2440 ¹	—	2.58	34.82	27.81	8.15	2.13	—	—	30.4	4.44					
		2930 ¹	2932	2.39	34.83	27.83	8.14	2.09	—	—	32.0	4.75					
		3420 ¹	—	2.18	34.81	27.83	8.23	2.03	—	—	33.6	4.54					
		3920 ¹	3918	1.54	34.76	27.83	8.22	2.36	—	—	42.0	4.25					
2582	I	0	—	15.38	34.45	25.48	8.18	0.36	5.71	0.06	<1.7	5.77	NHP	50-0	1611		
	10	—	15.28	34.45	25.50	8.18	0.36	5.71	0.06	<1.7	—	—	N 50 V	100-0			
	20	—	15.13	34.45	25.53	8.18	0.36	5.71	0.06	<1.7	5.75	—	N 70 V	50-0			
	30	—	14.78	34.45	25.61	8.17	0.42	—	—	0.06	<1.7	—	"	100-50			
	40	—	14.48	34.45	25.67	8.16	0.53	5.71	0.06	<1.7	5.55	—	"	250-100			
	50	—	13.23	34.45	25.93	8.16	0.57	—	—	0.08	<1.7	—	"	500-250			
	60	—	11.70	34.45	26.23	8.17	0.67	12.14	0.16	<1.7	5.92	—	"	750-500			
	80	—	10.30	34.45	26.49	8.12	0.86	—	—	0.62	<1.7	—	"	1000-750			
	100	—	9.61	34.48	26.63	8.13	0.97	17.85	0.16	<1.7	5.79	—	"	1500-1000	—	1808	Very heavy stray on [wire]
	150	—	9.12	34.52	26.74	8.11	1.08	19.99	0.00	<1.7	5.54	—	N 70 B	130-0	1852	1912	KT
	200	—	8.63	34.46	26.77	8.11	1.31	22.84	0.00	2.3	5.52	—	N 100 B	—	—	—	—
	300	—	7.64	34.43	26.90	8.06	1.58	—	0.00	4.0	5.24	—	N 100 B	600-330	1852	1932	Depth estimated
	400	—	6.39	34.36	27.02	8.01	2.09	37.12	0.00	5.6	5.04	—	N 70 B	1050-750	1852	1935	DGP
	560 ²	562	4.60	34.24	27.15	8.11	2.32	45.69	—	7.9	5.20	—	N 100 B	—	—	—	—
	740 ²	—	3.55	34.18	27.21	8.16	2.43	47.83	—	13.5	5.08	—	—	—	—	—	—
	920 ²	920	3.05	34.27	27.32	8.09	2.74	52.11	—	19.7	4.69	—	—	—	—	—	—
	1390 ²	—	2.70	34.50	27.53	7.99	2.91	49.97	—	34.5	3.91	—	—	—	—	—	—
	1880 ²	1876	2.64	34.71	27.72	8.06	2.74	46.40	—	36.7	3.93	—	—	—	—	—	—
	2400 ¹	2398	2.52	34.80	27.79	8.16	2.22	—	—	31.8	4.39	—	—	—	—	—	—
	2880 ¹	—	2.36	34.82	27.83	8.13	2.09	42.12	—	32.8	4.74	—	—	—	—	—	—
	3370 ¹	3371	2.04	34.80	27.83	8.20	2.22	—	—	43.8	4.46	—	—	—	—	—	—
	3850 ¹	—	1.42	34.75	27.84	8.21	2.49	47.12	—	54.1	4.25	—	—	—	—	—	—
4340 ¹	4340	1.10	34.71	27.83	8.16	2.78	47.83	—	56.2	4.42	—	—	—	—	—	—	
2583	2	0	—	12.23	34.44	26.13	8.18	0.53	—	0.07	<1.7	5.98	NHP	50-0	2009		
	10	—	12.19	34.44	26.14	8.18	0.53	—	—	0.07	<1.7	—	N 50 V	100-0	—	2019	
	20	—	11.91	34.44	26.20	8.19	0.53	—	—	0.07	<1.7	6.00	N 70 V	50-0	2030		
	30	—	11.71	34.44	26.23	8.19	0.53	—	—	0.07	<1.7	—	"	100-50			
	40	—	11.70	34.44	26.24	8.19	0.53	—	—	0.07	<1.7	5.93	"	250-100			
	50	—	11.61	34.44	26.25	8.19	0.63	—	—	0.08	<1.7	—	"	500-250			
	60	—	11.61	34.44	26.25	8.17	0.63	—	—	0.09	<1.7	5.90	"	750-500			
	80	—	11.08	34.45	26.35	8.18	0.78	—	—	0.28	<1.7	—	"	1000-750			
	100	—	9.73	34.45	26.58	8.16	0.89	—	—	0.93	<1.7	5.84	"	1500-1000	—	2214	
	150	—	9.26	34.47	26.68	8.17	0.97	—	—	0.00	<1.7	5.83	N 70 B	124-0	2245	2307	KT
	200	—	8.90	34.47	26.74	8.14	1.05	—	—	0.00	2.3	5.82	N 100 B	—	—	—	—
	300	—	8.26	34.45	26.82	8.14	1.18	—	—	0.00	2.5	5.66	N 100 B	620-340	2245	2324	Depth estimated
	400	—	7.38	34.43	26.94	8.10	1.48	—	—	0.00	3.5	5.33	N 70 B	1150-760	2245	2327	DGP
	600 ²	615?	4.90	34.27	27.13	8.17	2.09	—	—	8.0	5.13	—	N 100 B	—	—	—	—
	780 ²	—	3.73	34.19	27.20	8.18	2.34	—	—	12.3	5.20	—	—	—	—	—	—
	970 ²	966	3.06	34.27	27.32	8.09	2.66	—	—	18.5	4.86	—	—	—	—	—	—
	1460 ²	1460	2.66	34.52	27.56	8.09	2.85	—	—	35.6	3.75	—	—	—	—	—	—
	1960 ¹	1955	2.61	34.70	27.71	8.15	2.78	—	—	37.5	3.82	—	—	—	—	—	—
	2450 ¹	—	2.40	34.79	27.79	8.20	2.60	—	—	38.1	4.16	—	—	—	—	—	—
	2940 ¹	2941	2.03	34.79	27.83	8.12	2.47	—	—	42.8	4.49	—	—	—	—	—	—
	3420 ¹	—	1.50	34.75	27.84	8.19	2.60	—	—	50.8	4.25	—	—	—	—	—	—
	3890 ¹	3890	1.11	34.72	27.83	8.19	2.78	—	—	59.0	4.29	—	—	—	—	—	—
2584	3	0	—	8.62	33.89	26.33	8.18	1.25	29.27	0.18	<1.7	6.45	NHP	50-0	2006		
	10	—	8.62	33.89	26.33	8.18	1.25	25.70	0.18	<1.7	—	—	N 50 V	100-0			
	20	—	8.53	33.91	26.36	8.18	1.25	25.70	0.18	<1.7	6.39	—	N 70 V	50-0			
	30	—	8.32	33.91	26.39	8.18	1.25	—	—	0.18	<1.7	—	"	100-50			
	40	—	7.82	33.91	26.47	8.17	1.25	27.13	0.18	<1.7	6.46	—	"	250-100			
	50	—	7.31	33.94	26.56	8.17	1.31	—	—	0.24	<1.7	—	"	500-250			
	60	—	7.01	33.99	26.65	8.15	1.43	27.13	0.29	<1.7	6.34	—	"	750-500			
	80	—	6.00	34.05	26.82	8.13	1.62	—	—	0.40	2.8	—	"	1000-750			
	100	—	5.44	34.08	26.92	8.12	1.75	33.55	0.31	4.0	6.18	—	"	1500-1000	—	2211	

Station	Position	Date	Hour	Sounding (metres)	WIND		SEA		Weather	Barometer (millibars)	Air Temp. °C.		Remarks
					Direction	Force (knots)	Direction	Force			Dry bulb	Wet bulb	
2584 <i>cont.</i>	46° 29.1' S, 00° 54.9' E	1939 22 ii											
2585	49° 33.4' S, 01° 06' E	23 ii	2000	3897*	W × N	11-16	W × N	3	c	1005.6	3.9	3.0	mod. av. W × S swell
2586	52° 29.1' S, 00° 59.4' E	24 ii	2000	2595*	WNW	11-16	W	4	c	988.9	1.7	0.0	mod. av. W × S swell
			2324	—	W	17-21	W	4	osq	—	—	—	mod. av. W × S swell
2587	53° 50.5' S, 00° 46.8' E	25 ii	1000	2732*	WSW	7-10	WSW	2	bc	985.8	1.1	0.0	mod. av. WSW swell
2588	55° 08.5' S, 00° 42.4' E	25 ii	2000	3557*	SSW	11-16	SSW	3	c	983.4	0.3	-0.3	mod. av. WSW swell

Station	Age of moon (days)	HYDROLOGICAL OBSERVATIONS											BIOLOGICAL OBSERVATIONS				Remarks					
		Depth (metres)	Depth by thermometer	Temp. °C.	S ‰	σ _t	pH	Mg.—atom m. ³				O ₂ c.c. litre	Gear	Depth (metres)	TIME							
								P	Nitrate + Nitrite N ₂	Nitrite N ₂	Si				From	To						
2584 cont.	3	150	—	4.18	34.09	27.06	8.11	1.96	36.41	0.00	7.2	6.27	N 70 B	137-0	2240	2300	KT					
		200	—	3.91	34.11	27.11	8.10	2.11	42.83	0.00	8.8	6.13	N 100 B									
		300	—	3.43	34.15	27.20	8.06	2.24	—	0.00	13.6	5.85	N 100 B									
		400	—	3.00	34.18	27.26	8.03	2.41	48.55	0.00	15.8	5.56	N 70 B									
		590 ²	592	2.37	34.24	27.36	8.03	2.72	35.70	—	28.0	5.08	N 100 B	1100-700	2240	2323	DGP					
		790 ²	—	2.62	34.41	27.47	8.05	2.91	48.55	—	33.7	4.10	—									
		990 ²	988	2.60	34.54	27.58	8.00	2.85	48.55	—	38.2	3.84	—									
		1460 ¹	1461	2.57	34.73	27.73	8.12	2.51	42.12	—	41.1	3.96	—									
		1950 ¹	—	2.28	34.77	27.79	8.18	2.41	46.40	—	43.2	4.27	—									
		2440 ¹	2443	1.89	34.77	27.82	8.14	2.47	—	—	47.5	4.34	—									
		2930 ¹	—	1.37	34.74	27.84	8.07	2.76	48.55	—	62.7	4.36	—									
		3410 ¹	3408	0.90	34.70	27.84	8.17	2.83	48.55	—	65.1	4.23	—									
		2585	5	0	—	5.26	33.90	26.80	8.21	1.56	—	0.14	4.4					6.86	NHP	50-0	2010	
				10	—	5.20	33.90	26.80	8.21	1.58	—	0.14	4.5					—	N 50 V			
20	—			5.20	33.90	26.80	8.21	1.58	—	0.14	4.4	6.85	N 70 V									
30	—			5.20	33.90	26.80	8.20	1.58	—	0.13	4.4	—	"									
40	—			5.10	33.90	26.81	8.21	1.58	—	0.14	4.6	6.87	"									
50	—			5.00	33.90	26.83	8.20	1.58	—	0.14	4.5	—	"									
60	—			4.98	33.91	26.84	8.20	1.58	—	0.14	4.6	6.91	"									
80	—			4.64	33.91	26.88	8.20	1.60	—	0.14	4.7	—	"									
100	—			4.40	33.93	26.91	8.18	1.79	—	0.16	5.8	6.84	"									
150	—			2.39	33.98	27.15	8.09	2.28	—	0.12	13.1	6.68	N 70 B									
200	—			1.68	34.05	27.26	8.08	2.34	—	0.07	16.2	6.66	N 100 B									
300	—			1.80	34.19	27.37	8.03	2.51	—	0.00	25.9	5.52	N 100 B									
400	—			1.92	34.31	27.45	7.99	2.72	—	0.00	33.6	4.78	N 70 B									
590 ²	592			2.23	34.48	27.56	8.01	2.91	—	—	43.8	3.84	N 100 B									
790 ²	—			2.32	34.60	27.65	7.99	2.78	—	—	45.2	3.76	—									
980 ²	977			2.20	34.63	27.68	8.02	2.78	—	—	47.5	3.73	—									
1440 ¹	—			2.26	34.75	27.78	8.12	2.47	—	—	47.3	4.13	—									
1920 ¹	—			1.90	34.76	27.81	8.07	2.59	—	—	50.8	4.36	—									
2410 ¹	2411			1.20	34.70	27.82	8.11	2.76	—	—	59.8	4.20	—									
2900 ¹	—			0.84	34.70	27.83	8.19	2.76	—	—	70.0	4.21	—									
3380 ¹	3384	0.57	34.69	27.84	8.13	2.83	—	—	71.4	4.39	—											
2586	6	0	—	2.50	33.89	27.06	8.18	1.79	37.12	0.24	9.2	7.29	NHP	50-0	2008							
		10	—	2.50	33.89	27.06	8.18	1.79	37.12	0.24	9.4	—	N 50 V									
		20	—	2.49	33.90	27.07	8.18	1.79	37.12	0.25	9.4	7.27	N 70 V									
		30	—	2.43	33.91	27.09	8.17	1.79	—	0.25	9.4	—	"									
		40	—	2.31	33.92	27.11	8.17	1.79	39.26	0.25	9.3	7.29	"									
		50	—	2.30	33.92	27.11	8.18	1.79	—	0.25	9.5	—	"									
		60	—	2.22	33.92	27.12	8.19	1.79	39.26	0.26	9.7	7.27	"									
		80	—	2.09	33.92	27.13	8.17	1.88	—	0.26	10.2	—	"									
		100	—	1.19	33.99	27.25	8.13	2.20	41.41	0.24	15.1	6.98	"									
		150	—	0.68	34.18	27.43	8.03	2.49	44.98	0.06	28.2	5.89	N 100 H									
		200	—	1.45	34.42	27.56	7.95	2.83	54.97	0.00	42.0	4.41	N 70 B									
		300	—	1.81	34.55	27.65	7.95	2.83	—	0.00	45.7	3.91	N 100 B									
		400	—	1.92	34.61	27.70	7.95	2.83	42.83	0.00	48.9	3.85	N 100 B									
		590	—	1.95	34.69	27.75	7.95	2.60	58.54	—	50.4	3.94	N 70 B									
		790 ¹	785	1.89	34.71	27.77	8.10	2.60	42.83	—	52.2	3.91	N 100 B									
		980 ¹	—	1.81	34.72	27.78	8.10	2.53	45.69	—	53.2	4.00	—									
		1470 ¹	1472	1.08	34.71	27.84	8.10	2.66	48.55	—	60.7	4.17	—									
		1960 ¹	—	0.65	34.70	27.85	8.16	2.79	47.12	—	68.0	4.24	—									
		2440 ¹	2444	0.41	34.69	27.85	8.07	2.87	47.83	—	75.6	4.37	—									
		2587	6	0	—	1.70	33.92	27.15	—	—	—	—	—				—	TD	28	1004		
													NHP	50-0	—	1015						
													N 50 V	100-0	—	—						
													N 70 B	164-0	1021	1041	KT					
2588	7	0	—	1.49	33.90	27.15	8.18	1.75	—	0.28	21.0	7.38	NHP	50-0	2010							
		10	—	1.42	33.90	27.15	8.18	1.75	—	0.28	20.6	—	N 50 V	100-0	—	—						
		20	—	1.39	33.90	27.16	8.17	1.75	—	0.28	20.8	7.37	N 70 V	50-0	—	—						
		30	—	1.36	33.92	27.18	8.17	1.75	—	0.28	20.5	—	"	100-50	—	—						
		40	—	1.30	33.92	27.18	8.16	1.75	—	0.28	20.6	7.39	"	250-100	—	—						

Station	Position	Date	Hour	Sounding (metres)	WIND		SEA		Weather	Barometer (millibars)	Air Temp. °C.		Remarks
					Direction	Force (knots)	Direction	Force			Dry bulb	Wet bulb	
2588 <i>cont.</i>	55° 08.5' S, 00° 42.4' E	1939 25 ii											
2589	56° 24.4' S, 00° 43.5' E	26 ii	1000	4299*	SSW	11-16	SSW	3	csp	981.9	1.7	0.0	low short WSW swell
2590	57° 32' S, 00° 40.1' E	26-27 ii	2000	4396*	S	11-16	SSW	4	os	985.0	0.6	-0.6	mod. short SSW swell
			0036	—	S	22-27	SSW	4	c	—	—	—	mod. short SSW swell
2591	58° 32.2' S, 00° 27.8' E	27 ii	1000	4640*	SW × S	22-27	SW × S	4	csp	986.0	-0.6	-1.1	mod. short SW × S swell
2592	59° 30.7' S, 00° 23.6' E	27-28 ii	2000	5347*	SSW	11-16	SW	4	csq	991.8	0.0	-1.7	mod. av. SW swell
			0054	—	WSW	22-27	SW	4	csq	—	—	—	mod. av. SW swell

Station	Age of moon (days)	HYDROLOGICAL OBSERVATIONS										BIOLOGICAL OBSERVATIONS				Remarks		
		Depth (metres)	Depth by thermometer	Temp. °C.	S ‰	σ _t	pH	Mg.—atom m. ³				O ₂ c.c. litre	Gear	Depth (metres)	TIME			
								P	Nitrate + Nitrite N ₂	Nitrite N ₂	Si				From		To	
2588 cont.	7	50	—	1.30	33.92	27.18	8.16	1.77	—	0.28	20.4	—	N 70 V	500-250				
		60	—	1.29	33.92	27.18	8.16	1.81	—	0.28	20.9	7.36	"	750-500				
		80	—	1.29	33.92	27.18	8.15	1.81	—	0.28	23.4	—	"	1000-750				
		100	—	0.89	33.95	27.24	8.15	1.82	—	0.26	25.5	7.37	"	1500-1000				
		150	—	0.11	34.30	27.57	8.01	2.41	—	0.07	39.9	5.84	N 100 H	5-0	2223	2255		
		200	—	1.00	34.48	27.65	7.96	2.83	—	0.00	52.3	4.66	N 70 B	119-0	2226	2246	KT	
		300	—	1.46	34.60	27.72	7.93	2.76	—	0.00	53.6	4.17	N 100 B					
		400	—	1.58	34.65	27.74	7.93	2.66	—	0.00	52.8	4.08	N 100 B	550-230	2226	2306	Depth estimated	
		590 ²	585	1.45	34.70	27.80	8.04	2.66	—	—	56.7	4.06	N 70 B	940-520	2226	2309	DGP	
		780 ²	—	1.24	34.70	27.82	8.03	2.66	—	—	58.6	4.17	N 100 B					
		980 ²	975	1.00	34.70	27.83	8.03	2.83	—	—	62.2	4.27						
		1490 ¹	1490	0.54	34.69	27.84	8.05	2.83	—	—	80.8	4.37						
		1980 ¹	—	0.23	34.68	27.86	8.10	2.83	—	—	80.8	4.42						
		2470 ¹	2472	0.08	34.67	27.86	8.16	2.83	—	—	79.1	4.58						
		2960 ¹	—	-0.12	34.67	27.87	8.20	2.87	—	—	73.8	4.60						
		3450 ¹	3450	-0.10	34.67	27.87	8.15	2.89	—	—	80.8	4.65						
2589	7	0	—	1.50	33.95	27.20	—	—	—	—	—	—	TD	18	1010			
														NHP	50-0			
														N 50 V	100-0		1023	
														N 100 H	5-0	1025	1050	
														N 70 B	146-0	1028	1048	KT
												N 100 B						
2590	7	0	—	1.09	33.98	27.25	8.16	1.96	—	0.22	34.8	7.35	NHP	50-0	2006			
		10	—	1.09	33.98	27.25	8.16	1.96	—	0.21	35.3	—	N 50 V	100-0				
		20	—	1.07	33.98	27.25	8.16	1.96	—	0.21	35.0	7.35	N 70 V	50-0				
		30	—	1.06	34.00	27.26	8.16	1.96	—	0.22	34.9	—	"	100-50				
		40	—	1.06	34.00	27.26	8.16	1.96	—	0.22	35.2	7.34	"	250-100				
		50	—	1.00	34.00	27.26	8.16	1.96	—	0.21	38.6	—	"	500-250				
		60	—	0.99	34.00	27.26	8.16	1.96	—	0.21	38.5	7.33	"	750-500				
		80	—	-1.07	34.18	27.52	8.12	2.20	—	0.14	42.5	—	"	1000-750				
	100	—	-1.43	34.28	27.61	8.08	2.45	—	0.21	44.7	6.61	"	1400-980			2241	Depth estimated	
	150	—	-0.16	34.51	27.74	8.02	2.66	—	0.00	52.9	5.25	N 100 H	5-0	2335	0005			
	200	—	0.47	34.60	27.78	7.99	2.74	—	0.00	56.7	4.67	N 70 B	105-0	2337	2357	KT		
	300	—	0.66	34.68	27.83	7.98	2.74	—	0.00	60.7	4.43	N 100 B						
	400	—	0.77	34.70	27.85	7.98	2.64	—	0.00	68.1	4.40	N 100 B	470-220	2337	0017	Depth estimated		
	600 ²	595	0.58	34.70	27.86	8.05	2.74	—	—	71.8	4.20	N 70 B	800-500	2337	0020	DGP		
	790 ²	—	0.47	34.70	27.85	8.05	2.74	—	—	75.4	4.18	N 100 B						
	980 ²	975	0.37	34.69	27.86	8.05	2.74	—	—	76.4	4.25							
1470 ²	1470	0.15	34.69	27.86	8.10	2.74	—	—	78.9	4.35								
1880 ¹	1879	0.00	34.68	27.87	8.20	2.74	—	—	84.6	4.55								
2360 ¹	—	-0.20	34.67	27.87	8.11	2.74	—	—	78.7	4.85								
2840 ¹	2836	-0.29	34.66	27.87	8.20	2.74	—	—	74.1	4.82								
3340 ¹	—	-0.34	34.66	27.87	8.21	2.74	—	—	73.8	4.89								
3860 ¹	3864	-0.41	34.66	27.87	8.20	2.74	—	—	72.5	5.02								
2591	8	0	—	1.20	33.89	27.16	—	—	—	—	—	—	TD	22	1004			
														NHP	50-0			
														N 50 V	100-0		1015	
														N 100 H	5-0	1019	1044	
													N 70 B	155-0	1022	1042	KT	
												N 100 B						
2592	9	0	—	0.89	33.78	27.10	8.14	2.01	—	0.22	36.4	7.39	NHP	50-0	2008			
		10	—	0.89	33.78	27.10	8.14	2.01	—	0.21	36.1	—	N 50 V	100-0				
		20	—	0.88	33.78	27.10	8.14	2.01	—	0.22	36.3	7.36	N 70 V	50-0				
		30	—	0.88	33.78	27.10	8.14	2.01	—	0.21	36.5	—	"	100-50				
		40	—	0.88	33.78	27.10	8.14	2.26	—	0.22	40.2	7.36	"	250-100				
	50	—	0.31	33.94	27.25	8.14	2.09	—	0.22	40.6	—	"	500-250					
	60	—	-1.21	34.20	27.53	8.12	2.20	—	0.22	41.4	6.99	"	750-500					
	80	—	-1.71	34.32	27.65	8.09	2.40	—	0.32	44.6	—	"	1000-750					
	100	—	-1.66	34.35	27.67	8.08	2.41	—	0.27	46.0	6.40	"	1500-20					
	150	—	-0.14	34.57	27.79	7.99	2.64	—	0.00	61.1	4.79	"	1500-1000	2238	2314			
	200	—	0.31	34.62	27.81	7.96	2.78	—	0.00	71.8	4.32	N 100 H	5-0	0000	0031			
300	—	0.50	34.66	27.82	7.95	2.79	—	0.00	72.4	4.19	N 100 B	137-0	0002	0022	KT			

Station	Position	Date	Hour	Sounding (metres)	WIND		SEA		Weather	Barometer (millibars)	Air Temp. °C.		Remarks
					Direction	Force (knots)	Direction	Force			Dry bulb	Wet bulb	
2592 <i>cont.</i>	59° 30.7' S, 00° 23.6' E	1939 27-28 ii											
2593	60° 46.2' S, 00° 17.9' E	28 ii	1000	5459*	W	22-27	W	4	osp	987.6	-1.1	-2.2	mod. av. WSW swell
2594	61° 51.7' S, 00° 11.7' E	28 ii- i iii	2000	5400*	SW × S	7-10	SW × S	2	c	986.1	-0.3	-2.0	mod. av. SSW swell
2595	63° 05' S, 00° 00.8' E	i iii	1000	5362*	Lt airs	0-3	—	0	c	987.1	0.0	-2.2	low short SSW swell
2596	64° 29' S, 00° 12' E	i-2 iii	2000	4426*	N	4-16	N	3	os	979.5	0.0	-0.6	low short E swell

Station	Age of moon (days)	HYDROLOGICAL OBSERVATIONS											BIOLOGICAL OBSERVATIONS				Remarks		
		Depth (metres)	Depth by thermometer	Temp. °C.	S ‰	σ _t	pH	Mg.—atom m. ³				O ₂ c.c. litre	Gear	Depth (metres)	TIME				
								P	Nitrate + Nitrite N ₂	Nitrite N ₂	Si				From	To			
2592 cont.	9	400	—	0.43	34.70	27.86	7.95	2.79	—	0.00	72.5	4.16	N 100 B N 70 B N 100 B	650-350	0002	0039	Depth estimated DGP		
		580	—	0.39	34.70	27.86	7.95	2.79	—	—	74.6	4.21		1100-800	0002	0042			
		780 ²	779	0.30	34.69	27.85	8.00	2.83	—	—	77.3	4.20							
		970 ²	—	0.21	34.69	27.86	8.05	2.83	—	—	77.7	4.27							
		1460 ²	1464	-0.01	34.68	27.87	8.08	2.79	—	—	—	81.1	4.55						
		1960 ²	—	-0.19	34.67	27.87	8.10	2.79	—	—	—	80.8	4.69						
		2450 ²	2447	-0.30	34.66	27.87	8.18	2.79	—	—	—	80.5	4.85						
		2950 ¹	2947	-0.36	34.66	27.87	8.22	2.79	—	—	—	77.1	4.79						
		3440 ¹	—	-0.43	34.66	27.87	8.21	2.79	—	—	—	76.7	5.04						
		3940 ¹	3940	-0.52	34.66	27.88	8.22	2.79	—	—	—	71.4	5.12						
		4430 ¹	—	-0.52	34.66	27.88	8.21	2.79	—	—	—	71.5	5.10						
		4920 ¹	4923	-0.50	34.66	27.88	8.15	2.79	—	—	—	69.3	5.31						
2593	9	0	—	0.70	33.90	27.20	—	—	—	—	—	—	TD NHP N 50 V N 70 B N 100 B	18	1006	—	+ 1 hour		
															50-0	—	1018		
															100-0	—	1018		
															120-0	1024	1044	KT	
2594	10	0	—	0.49	33.88	27.20	8.20	1.35	—	0.14	26.4	7.40	NHP N 50 V N 70 V	50-0	2007				
		10	—	0.49	33.89	27.20	8.20	1.43	—	0.14	26.8	—		100-0					
		20	—	0.49	33.92	27.23	8.20	1.48	—	0.14	26.7	7.37			50-0				
		30	—	0.49	33.92	27.23	8.20	1.48	—	0.14	27.0	—			100-50				
		40	—	-0.16	33.97	27.31	8.22	1.62	—	0.14	29.8	7.28			250-100				
		50	—	-1.70	34.22	27.55	8.10	2.34	—	0.21	42.7	—			500-250				
		60	—	-1.79	34.26	27.60	8.08	2.34	—	0.29	43.7	6.88			750-500				
		80	—	-1.79	34.26	27.60	8.08	2.34	—	0.34	44.5	—			1000-750				
		100	—	-1.61	34.35	27.67	8.08	2.34	—	0.21	46.3	6.60			1500-0	—	2313		
		150	—	0.14	34.63	27.82	7.96	2.76	—	0.00	60.3	4.37	N 100 H N 70 B	5-0	2359	0027			
		200	—	0.40	34.69	27.86	7.95	2.76	—	0.00	65.2	4.14		130-0	0002	0022	KT		
		300	—	0.41	34.70	27.86	7.95	2.76	—	0.00	68.1	4.10	N 100 B N 100 B	600-330	0002	0043	Depth estimated Depth estimated. Net probably did not fish properly		
		400	—	0.40	34.70	27.86	7.95	2.76	—	0.00	70.0	4.14		1050-750	0002	0046			
		560	—	0.33	34.70	27.86	7.96	2.76	—	—	75.1	4.28							
		750 ²	751	0.26	34.69	27.86	8.07	2.76	—	—	77.6	4.17							
		950 ²	—	0.17	34.69	27.86	8.08	2.76	—	—	79.3	4.32							
1440 ²	1441	-0.05	34.68	27.87	8.07	2.76	—	—	79.9	4.66									
1940 ²	—	-0.20	34.67	27.87	8.09	2.76	—	—	78.8	4.73									
2440 ²	2440	-0.30	34.66	27.87	8.12	2.79	—	—	76.3	4.91									
2960 ¹	2958	-0.36	34.66	27.87	8.19	2.79	—	—	75.7	5.00									
3450 ¹	—	-0.41	34.66	27.87	8.18	2.79	—	—	73.2	5.15									
3930 ¹	3932	-0.51	34.66	27.88	8.17	2.79	—	—	71.0	5.31									
4420 ¹	—	-0.51	34.66	27.88	8.25	2.79	—	—	70.0	5.17									
4910 ¹	4913	-0.49	34.66	27.87	8.28	2.79	—	—	69.7	4.92									
2595	10	0	—	0.30	34.00	27.30	—	—	—	—	—	—	TD NHP N 50 V N 100 H N 70 B N 100 B	16	1006				
															50-0	—	1017		
															100-0	—	1017		
															5-0	1021	1044		
															164-0	1024	1039	KT	
2596	11	0	—	0.33	33.93	27.24	8.20	1.54	—	0.16	37.2	7.51	NHP N 50 V N 70 V	50-0	2009				
		10	—	0.30	33.93	27.24	8.20	1.54	—	0.16	37.2	—		100-0					
		20	—	0.29	33.93	27.24	8.20	1.54	—	0.16	36.8	7.47			50-0				
		30	—	0.20	33.94	27.26	8.20	1.58	—	0.16	37.0	—			100-50				
		40	—	-0.43	34.13	27.44	8.14	1.98	—	0.16	36.9	6.97			250-100				
		50	—	-1.58	34.35	27.67	8.06	2.51	—	0.19	39.1	—			500-250				
		60	—	-1.58	34.41	27.71	8.03	2.66	—	0.20	41.8	6.05			750-500				
		80	—	-0.11	34.56	27.78	7.97	2.76	—	0.18	45.8	—			1000-750				
		100	—	0.52	34.61	27.79	7.96	2.76	—	0.16	45.8	4.44			1500-1000	—	2245		
		150	—	1.02	34.65	27.78	7.94	2.76	—	0.00	51.7	4.19	N 100 H N 70 B	5-0	2313	2339			
		200	—	1.20	34.69	27.81	7.94	2.76	—	0.00	52.9	4.15		121-0	2316	2335	KT		
		300	—	1.19	34.70	27.82	7.96	2.76	—	0.00	53.8	4.19	N 100 B N 100 B	580-290	2316	2352	Depth estimated		
400	—	1.09	34.70	27.82	7.97	2.76	—	0.00	56.0	4.25	1000-650	2316		2355	DGP				
600 ²	605	0.81	34.69	27.83	8.04	2.76	—	—	62.4	4.22									
800 ²	—	0.62	34.69	27.84	8.09	2.76	—	—	63.7	4.16									

Station	Position	Date	Hour	Sounding (metres)	WIND		SEA		Weather	Barometer (millibars)	Air Temp. °C.		Remarks
					Direction	Force (knots)	Direction	Force			Dry bulb	Wet bulb	
2596 <i>cont.</i>	64° 29' S, 00° 12' E	1939 1-2 iii											
2597	65° 53'3" S, 00° 40'3" E	2 iii	1000	3178*	WNW	22-27	WNW	4	c	973.0	1.7	0.3	mod. av. W swell
2598	67° 15'6" S, 00° 44'5" E	2 iii	2000	4618*	S	4-6	S	2	c	969.0	-1.1	-2.2	conf. swell
			0000	—	W	11-16	W	3	c	—	—	—	conf. swell
2599	68° 28'5" S, 00° 39'5" E	3 iii	1000	4212*	SE × E	28-33	SE × E	5	c	975.3	0.0	-1.1	heavy short SE swell
2600	69° 11'2" S, 00° 24'2" E	3-4 iii	2000	2878*	E	7-10	E	2	o	988.3	-2.6	-2.8	conf. swell

Station	Age of moon (days)	HYDROLOGICAL OBSERVATIONS											BIOLOGICAL OBSERVATIONS				Remarks
		Depth (metres)	Depth by thermometer	Temp. °C.	S ‰	σ _t	pH	Mg.—atom m. ³				O ₂ c.c. litre	Gear	Depth (metres)	TIME		
								P	Nitrate + Nitrite N ₂	Nitrite N ₂	Si				From	To	
2596 cont.	11	990 ²	991	0.49	34.68	27.84	8.02	2.76	—	—	65.5	4.29					
		1490 ²	1492	0.23	34.67	27.85	8.04	2.79	—	—	65.0	4.48					
		1930 ¹	1931	0.04	34.67	27.86	8.09	2.79	—	—	68.6	4.63					
		2420 ¹	—	-0.14	34.66	27.86	8.14	2.79	—	—	68.3	4.86					
		2900 ¹	2901	-0.22	34.66	27.86	8.11	2.79	—	—	64.6	4.83					
		3390 ¹	—	-0.27	34.66	27.86	8.20	2.79	—	—	62.6	4.86					
		3880 ¹	3877	-0.31	34.66	27.87	8.21	2.79	—	—	61.3	5.05					
2597	11	0	—	0.12	34.17	27.45	—	—	—	—	—	—					
2598	12	0	—	-0.11	33.93	27.27	8.13	1.79	32.84	0.14	43.2	7.31					
2598	12	10	—	-0.11	33.93	27.27	8.13	1.79	37.84	0.14	43.4	—					
2598	12	20	—	-0.11	33.93	27.27	8.13	1.79	36.41	0.14	43.6	7.28					
2598	12	30	—	-0.11	33.96	27.30	8.12	1.84	—	0.14	43.3	—					
2598	12	40	—	-1.50	34.32	27.64	8.06	2.28	39.98	0.11	46.6	6.18					
2598	12	50	—	-1.71	34.37	27.69	8.06	2.28	—	0.17	47.5	—					
2598	12	60	—	-1.61	34.43	27.73	8.03	2.28	42.12	0.21	48.9	5.91					
2598	12	80	—	-0.66	34.51	27.76	7.99	2.40	—	0.04	54.8	—					
2598	12	100	—	0.75	34.65	27.80	7.95	2.57	45.69	0.04	60.2	4.29					
2598	12	150	—	0.80	34.69	27.82	7.95	2.57	45.69	0.00	63.0	4.27					
2598	12	200	—	0.84	34.69	27.82	7.95	2.57	44.26	0.00	64.2	4.26					
2598	12	300	—	0.90	34.70	27.83	7.95	2.51	—	0.00	65.4	4.28					
2598	12	400	—	0.80	34.70	27.83	7.96	2.43	44.26	0.00	68.1	4.32					
2598	12	590 ²	592	0.62	34.69	27.84	8.01	2.59	39.98	—	69.7	4.24					
2598	12	790 ²	—	0.51	34.68	27.84	8.04	2.59	45.69	—	72.0	4.21					
2598	12	990 ²	991	0.41	34.68	27.85	8.04	2.66	40.69	—	75.4	4.21					
2598	12	1490 ²	—	0.20	34.67	27.85	8.07	2.66	39.26	—	75.4	4.41					
2598	12	1980 ²	1981	0.00	34.67	27.86	8.09	2.66	43.55	—	74.9	4.58					
2598	12	2480 ¹	2479	-0.11	34.66	27.86	8.16	2.72	—	—	72.5	4.77					
2598	12	2970 ¹	—	-0.22	34.66	27.86	8.11	2.64	40.69	—	78.2	5.10					
2598	12	3460 ¹	3462	-0.28	34.66	27.87	8.11	2.64	—	—	73.1	5.09					
2598	12	3960 ¹	—	-0.31	34.66	27.87	8.15	2.64	42.12	—	72.7	5.08					
2598	12	4450 ¹	4449	-0.31	34.66	27.87	8.09	2.64	42.83	—	78.1	5.11					
2599	12	0	—	-0.09	34.03	27.36	—	—	—	—	—	—					
2600	13	0	—	-1.41	33.92	27.32	8.18	1.92	—	0.12	33.3	7.62					
2600	13	10	—	-1.41	33.92	27.32	8.16	2.05	—	0.11	33.0	—					
2600	13	20	—	-1.31	34.01	27.38	8.16	2.13	—	0.12	33.3	7.53					
2600	13	30	—	-1.22	34.09	27.44	8.16	2.17	—	0.12	33.6	—					
2600	13	40	—	-1.10	34.16	27.50	8.14	2.20	—	0.12	33.2	7.46					
2600	13	50	—	-1.02	34.18	27.51	8.13	2.20	—	0.12	35.3	—					
2600	13	60	—	-1.01	34.18	27.51	8.13	2.20	—	0.14	35.7	7.42					
2600	13	80	—	-1.06	34.18	27.52	8.13	2.20	—	0.13	36.4	—					
2600	13	100	—	-1.00	34.19	27.52	8.11	2.20	—	0.13	36.7	7.40					
2600	13	150	—	-1.03	34.24	27.57	8.11	2.20	—	0.13	36.8	7.09					
2600	13	200	—	-1.62	34.40	27.70	8.07	2.38	—	0.00	38.6	6.56					
2600	13	300	—	-1.18	34.47	27.75	8.06	2.47	—	0.00	39.2	6.02					
2600	13	370 ²	372	-0.71	34.53	27.78	8.06	2.57	—	0.00	44.1	5.59					
2600	13	560 ²	—	0.32	34.62	27.81	8.00	2.72	—	—	56.0	4.84					
2600	13	600 ¹	602	0.52	34.65	27.81	8.09	2.72	—	—	56.0	4.42					
2600	13	760 ¹	—	0.52	34.65	27.81	8.19	2.72	—	—	—	4.47					
2600	13	1160 ¹	1155	0.36	34.66	27.83	8.12	2.78	—	—	61.6	4.35					
2600	13	1620 ¹	—	0.12	34.65	27.83	8.11	2.79	—	—	71.9	4.60					
2600	13	2110 ¹	2112	-0.04	34.64	27.84	8.24	2.79	—	—	67.4	4.58					

Station	Position	Date	Hour	Sounding (metres)	WIND		SEA		Weather	Barometer (millibars)	Air Temp. °C.		Remarks
					Direction	Force (knots)	Direction	Force			Dry bulb	Wet bulb	
2601	69° 43.7' S, 01° 05.1' E	1939 4 iii	0830	340*	NW	4-6	NW	2	c	992.0	-2.0	-2.8	—
2602	69° 52.1' S, 00° 59.9' E	4 iii	1045	219*	NW	4-6	NW	2	c	992.3	-7.2	-7.8	—
2603	69° 47.8' S, 02° 21.7' E	4 iii	2000	1450*	E	4-6	—	1	c	994.4	-3.3	-3.9	—
2604	69° 54.9' S, 03° 32.7' E	5 iii	0900	1441*	ESE	11-16	ESE	3	c	994.2	-8.3	-8.9	—
2605	70° 03.2' S, 04° 12.9' E	5 iii	1325	214*	E	17-21	—	—	bc	995.2	-8.3	-8.3	—
2606	69° 40' S, 06° 06' E	5 iii	2100	1765*	ESE	34-40	ESE	5	os	991.0	-4.4	-5.0	heavy short ESE swell
2607	67° 25.4' S, 10° 39.7' E	7 iii	0900	2145*	SE	22-27	SE	4	o	983.5	-3.9	-4.4	heavy av. ESE swell
2608	66° 17' S, 12° 29.8' E	7 iii	2100	2952*	S	17-21	S	4	o	984.3	-4.6	-4.4	heavy av. ENE swell
2609	65° 05' S, 14° 21.3' E	8 iii	0900	4387*	SSW	28-33	SSW	5	o	987.6	-2.8	-3.9	heavy av. S swell

Station	Age of moon (days)	HYDROLOGICAL OBSERVATIONS											BIOLOGICAL OBSERVATIONS				Remarks	
		Depth (metres)	Depth by thermometer	Temp. °C.	S ‰	σ _t	pH	Mg.—atom m. ³				O ₂ c.c. litre	Gear	Depth (metres)	TIME			
								P	Nitrate + Nitrite N ₂	Nitrite N ₂	Si				From	To		
2601	13	0	—	-1.70	33.52	27.00	—	—	—	—	—	—	TD NHP N 50 V N 70 B N 100 B	23 50-0 100-0 71-0	0833	— — — 0852	— — — 0913	KT
2602	13	—	—	—	—	—	—	—	—	—	—	—	DLH	219-214	1100	1105		
2603	14	0	—	-1.41	34.09	27.45	8.13	2.13	—	—	43.9	7.67	NHP	50-0	2017			
		50	—	-1.41	34.09	27.45	8.13	2.24	—	—	43.8	7.59	N 50 V	100-0				
		100	—	-1.41	34.14	27.50	8.11	2.34	—	—	44.0	7.44	N 70 V	1400-1000				
		150	—	-1.39	34.27	27.60	8.11	2.47	—	—	44.1	7.24	"	1000-750				
		200	—	-1.70	34.33	27.66	8.08	2.47	—	—	43.9	6.94	"	750-500				
		290 ¹	293	-1.51	34.42	27.72	8.13	2.47	—	—	44.0	6.31	"	500-250				
		390 ¹	—	-1.09	34.50	27.77	8.10	2.62	—	—	46.9	5.86	"	250-100				
		590 ¹	—	-1.57	34.68	27.93	8.08	2.70	—	—	62.1	4.57	"	100-50				
		780 ¹	783	-1.61	34.68	27.93	8.18	2.72	—	—	66.0	4.51	"	50-0	—	2207		
		980 ¹	—	-1.69	34.68	27.94	8.14	2.72	—	—	68.6	4.48	N 100 H	5-0	2211	2239		
		1380 ¹	1378	0.14	34.68	27.86	8.06	2.72	—	—	72.8	4.68	N 70 B N 100 B	182-0	2215	2235	KT	
2604	14	0	—	-1.70	33.71	27.15	—	—	—	—	—	—	TD NHP N 50 V N 70 B N 100 B	25 50-0 100-0 128-0	0909	— — — 0926	— — — 0947	KT
2605	14	—	—	—	—	—	—	—	—	—	—	—	DLH	214	1334	1335	In lead in newly formed pancake ice. Off Barrier	
2606	15	0	—	-1.40	34.25	27.58	—	—	—	—	—	—	N 100 B N 70 B N 100 B	97-0 300-200	2141	2201	KT	
															2141	2210	DGP	
2607	16	0	—	0.06	34.07	27.38	8.18	2.03	—	0.20	38.1	7.68	TD	17	0914			
		10	—	0.03	34.07	27.38	8.17	2.13	—	0.20	37.9	—	NHP	50-0				
		20	—	0.01	34.07	27.38	8.17	2.13	—	0.20	37.6	7.61	N 50 V	100-0				
		30	—	-0.01	34.07	27.38	8.17	2.20	—	0.20	37.9	—	N 70 V	50-0				
		40	—	-1.31	34.37	27.67	8.13	2.20	—	0.06	40.3	7.39	"	100-50				
		50	—	-1.56	34.39	27.70	8.13	2.32	—	0.06	40.6	—	"	250-100				
		60	—	-1.61	34.41	27.71	8.12	2.32	—	0.06	40.4	7.04	"	500-250				
		80	—	-1.70	34.42	27.72	8.09	2.32	—	0.09	44.5	—	"	750-500				
		100	—	-1.71	34.42	27.72	8.09	2.36	—	0.12	45.1	6.54	"	1000-750			1041	
		150	—	-1.66	34.44	27.74	8.08	2.41	—	0.00	45.6	6.43	N 100 H	5-0	1055	1120		
		200	—	-0.23	34.57	27.79	8.02	2.47	—	0.00	54.8	5.29	N 70 B	115-0	1058	1118	KT	
		300	—	0.73	34.67	27.82	7.99	2.59	—	0.00	56.9	4.49	N 100 B					
		400	—	0.91	34.68	27.82	8.00	2.59	—	0.00	63.6	4.48	N 70 B					
		590 ¹	585	0.75	34.69	27.83	8.11	2.64	—	—	67.4	4.38	N 100 B	400-200	1058	1125	DGP	
		780 ¹	—	0.53	34.69	27.84	8.11	2.70	—	—	72.6	4.44						
		970 ¹	970	0.41	34.68	27.85	8.11	2.70	—	—	77.7	4.57						
		1460 ¹	—	0.13	34.67	27.85	8.11	2.76	—	—	79.0	4.52						
		1950 ¹	1954	-0.02	34.67	27.86	8.10	2.76	—	—	81.5	4.79						
2608	17	0	—	0.30	33.97	27.28	—	—	—	—	—	—	NHP N 50 V N 100 H N 70 B N 100 B	50-0 100-0 5-0 128-0	2104 — 2128 2131	— — — 2151	— — — 2151	KT
															2131	2200	DGP	
														350-270				
2609	17	0	—	-0.15	33.95	27.30	—	—	—	—	—	—	TD NHP N 50 V N 100 H N 70 B N 100 B	12 50-0 100-0 5-0 132-0	0909	— — — 0926 0929	— — — 0951 0948	GMT KT

Station	Position	Date	Hour	Sounding (metres)	WIND		SEA		Weather	Barometer (millibars)	Air Temp. °C.		Remarks
					Direction	Force (knots)	Direction	Force			Dry bulb	Wet bulb	
2610	64° 11'3" S, 15° 38'5" E	1939 8 iii	1600	5035*	SSW	28-33	SSW	5	c	990.8	-1.1	-2.8	conf. swell
2611	62° 26'6" S, 18° 03'8" E	9 iii	1000	5236*	W	11-16	W	3	c	996.0	0.0	-1.1	conf. swell
2612	61° 10'3" S, 19° 01'4" E	9 iii	2000	5265*	NNE	28-40	NNE	4	ors	981.8	0.8	0.6	conf. swell
2613	60° 24'3" S, 19° 06'7" E	10 iii	1000	5333*	NNW	17-21	NNW	4	os	980.0	1.1	0.6	conf. swell
2614	59° 17'4" S, 19° 10'1" E	10 iii	2000	5572*	N x W	17-21	N x W	4	omrs	979.5	0.6	0.5	heavy av. NW swell

Station	Age of moon (days)	HYDROLOGICAL OBSERVATIONS											BIOLOGICAL OBSERVATIONS				Remarks	
		Depth (metres)	Depth by thermometer	Temp. °C.	S ² /	σ _t	pH	Mg.—atom m. ³				O ₂ c.c. litre	Gear	Depth (metres)	TIME			
								P	Nitrate + Nitrite N ₂	Nitrite N ₂	Si				From	To		
2610	17	0	—	0.69	33.91	27.21	8.23	1.39	—	0.08	27.8	7.39	NHP	50-0	1609			
		10	—	0.67	33.91	27.21	8.23	1.41	—	0.08	28.0	—	N 50 V	100-0				
		20	—	0.67	33.92	27.22	8.23	1.44	—	0.08	28.1	7.34	N 70 V	50-0				
		30	—	0.67	33.92	27.22	8.23	1.46	—	0.08	28.2	—	"	100-50				
		40	—	0.40	33.97	27.28	8.22	1.56	—	0.09	28.1	7.31	"	250-100				
		50	—	-1.71	34.33	27.65	8.09	2.34	—	0.21	43.9	—	"	500-250				
		60	—	-1.71	34.33	27.65	8.08	2.34	—	0.21	44.4	6.62	"	750-500				
		80	—	-1.71	34.37	27.69	8.08	2.40	—	0.22	44.3	—	"	1000-750				
		100	—	-0.75	34.44	27.72	8.03	2.51	—	0.06	44.9	5.73	N 100 H	5-0				
		150	—	0.79	34.61	27.78	7.96	2.70	—	0.06	59.2	4.34	N 100 B	111-0				
		200	—	1.12	34.68	27.80	7.96	2.70	—	0.00	61.2	4.20	N 70 B	350-220				
		300	—	1.17	34.69	27.80	7.98	2.70	—	0.00	62.2	4.26	N 100 B					
		400	—	1.15	34.70	27.81	8.00	2.70	—	0.00	63.3	4.29						
		570 ²	564	1.01	34.70	27.83	8.01	2.70	—	—	63.0	4.29						
		770 ²	—	0.80	34.71	27.85	8.05	2.70	—	—	66.6	4.33						
		970 ²	974	0.62	34.70	27.86	8.03	2.70	—	—	67.6	4.32						
		1470 ²	—	0.37	34.69	27.85	8.05	2.76	—	—	71.4	4.43						
		1970 ²	1966	0.17	34.68	27.86	8.10	2.76	—	—	75.4	4.58						
		2460 ¹	2460	-0.02	34.67	27.86	8.12	2.76	—	—	79.0	4.81						
		2950 ¹	—	-0.16	34.67	27.87	8.17	2.76	—	—	76.4	4.86						
3440 ¹	3439	-0.22	34.67	27.87	8.16	2.79	—	—	76.8	4.96								
3930 ¹	—	-0.30	34.66	27.87	8.18	2.79	—	—	75.0	5.08								
4420 ¹	4425	-0.31	34.66	27.87	8.16	2.79	—	—	75.7	5.18								
2611	18	0	—	0.90	33.83	27.14	—	—	—	—	—	—	TD	16	1004	—	-1 hour	
														NHP	50-0			
														N 50 V	100-0	—	1016	
														N 100 H	5-0	1019	1044	
														N 70 B	108-0	1021	1041	KT
2612	19	0	—	0.79	33.70	27.04	8.20	1.60	—	0.21	18.8	7.46	NHP	50-0	2018			
		10	—	0.79	33.70	27.04	8.20	1.62	—	0.21	19.1	—	N 50 V	100-0				
		20	—	0.79	33.70	27.04	8.20	1.67	—	0.21	18.9	7.41	N 70 V	50-0				
		30	—	0.79	33.70	27.04	8.20	1.67	—	0.21	19.3	—	"	100-50				
		40	—	0.78	33.70	27.04	8.19	1.67	—	0.21	19.2	7.39	"	250-100				
		50	—	0.69	33.72	27.04	8.19	1.67	—	0.21	19.0	—	"	500-250				
		60	—	0.34	33.77	27.12	8.18	1.73	—	0.21	19.7	7.36	"	750-500				
		80	—	-1.62	34.02	27.40	8.12	2.20	—	0.33	31.2	—	"	1000-750				
		100	—	-1.62	34.05	27.42	8.10	2.24	—	0.27	32.2	7.16	N 100 H	5-0				
		150	—	-1.08	34.24	27.57	8.07	2.36	—	0.08	32.9	6.36	N 100 B	100-0				
		200	—	0.80	34.53	27.70	7.97	2.59	—	0.00	47.4	4.58	N 70 B	310-200				
		300	—	1.24	34.68	27.80	7.96	2.64	—	0.00	51.8	4.27	N 100 B					
		400	—	1.22	34.69	27.81	7.97	2.55	—	0.00	56.2	4.31						
		570 ²	565	1.00	34.70	27.83	8.05	2.57	—	—	57.9	4.16						
		750 ²	—	0.78	34.71	27.86	8.03	2.62	—	—	60.5	4.25						
		940 ²	944	0.62	34.70	27.85	8.05	2.78	—	—	62.6	4.26						
		1430 ²	—	0.37	34.69	27.85	8.05	2.78	—	—	66.7	4.34						
		1930 ²	1935	0.17	34.68	27.86	8.05	2.78	—	—	68.4	4.60						
		2400 ¹	2396	-0.02	34.67	27.86	8.06	2.78	—	—	68.0	4.75						
		2880 ¹	—	-0.17	34.67	27.87	8.13	2.78	—	—	73.1	4.90						
3370 ¹	3368	-0.22	34.67	27.87	8.14	2.78	—	—	72.3	4.89								
3860 ¹	—	-0.31	34.66	27.87	8.17	2.79	—	—	71.8	4.98								
4360 ¹	4360	-0.33	34.66	27.87	8.22	2.79	—	—	73.6	4.97								
2613	19	0	—	1.00	33.68	27.00	—	—	—	—	—	—	TD	17	1005	—	-2 hours	
														NHP	50-0			
														N 50 V	100-0	—	1016	
														N 100 H	5-0	1019	1046	
														N 70 B	96-0	1022	1042	KT
2614	20	0	—	0.82	33.74	27.06	8.20	1.75	—	0.21	22.4	7.47	NHP	50-0	2008			
		10	—	0.82	33.74	27.06	8.20	1.75	—	0.21	23.5	—	N 50 V	100-0				
		20	—	0.80	33.74	27.07	8.20	1.84	—	0.21	23.9	7.42	N 70 V	50-0				
		30	—	0.80	33.74	27.07	8.20	1.82	—	0.21	23.9	—	"	100-50				

Station	Position	Date	Hour	Sounding (metres)	WIND		SEA		Weather	Barometer (millibars)	Air Temp. °C.		Remarks
					Direction	Force (knots)	Direction	Force			Dry bulb	Wet bulb	
2614 <i>cont.</i>	59° 17.4' S, 19° 10.1' E	1939 10 iii											
2615	58° 25.9' S, 19° 15' E	11 iii	1000	5214*	NW × N	28-33	NW × N	5	od	979.5	1.7	1.1	heavy av. NNW swell
2616	57° 23.9' S, 19° 18.3' E	11 iii	2000	5505*	NNW	28-33	NNW	5	oq	983.8	1.4	0.6	heavy short NNW swell
2617	56° 29' S, 19° 24.3' E	12 iii	1000	5161*	WNW	28-33	WNW	5	oq	986.0	1.1	0.6	heavy av. NW swell
2618	55° 21.9' S, 19° 27.6' E	12 iii	2000	4790*	W	17-40	W	5	csq	994.7	0.9	0.0	heavy av. WNW swell

Station	Age of moon (days)	HYDROLOGICAL OBSERVATIONS											BIOLOGICAL OBSERVATIONS				Remarks		
		Depth (metres)	Depth by thermometer	Temp. °C.	S ‰	σ _t	pH	Mg.—atom m. ³				O ₂ c.c. litre	Gear	Depth (metres)	TIME				
								P	Nitrate + Nitrite N ₂	Nitrite N ₂	Si				From	To			
2614 cont.	20	40	—	0.79	33.76	27.09	8.18	1.82	—	0.21	25.2	7.45	N 70 V	250-100					
		50	—	0.79	33.77	27.10	8.17	1.79	—	0.21	26.9	—	"	500-250					
		60	—	0.59	33.82	27.15	8.16	1.90	—	0.21	27.9	7.39	"	750-500					
		80	—	-1.63	34.02	27.40	8.12	2.28	—	0.33	34.4	—	"	1000-750		2133			
		100	—	-1.70	34.05	27.42	8.13	2.28	—	0.34	36.0	7.23	N 100 H	5-0	2255	2330			
		150	—	-0.79	34.28	27.59	8.05	2.47	—	0.00	39.7	6.12	N 100 B	101-0	2300	2324	KT		
		200	—	0.83	34.57	27.73	7.96	2.64	—	0.00	51.2	4.50	N 70 B	300-150	2300	2331	DGP		
		300	—	1.13	34.68	27.80	7.96	2.59	—	0.00	54.1	4.27	N 100 B						
		400	—	1.11	34.69	27.80	7.97	2.59	—	0.00	57.6	4.29							
		580 ²	576	0.88	34.69	27.82	8.05	2.59	—	—	59.4	4.28							
		770 ²	—	0.69	34.69	27.83	8.06	2.59	—	—	65.5	4.25							
		970 ²	969	0.54	34.68	27.84	8.01	2.59	—	—	65.4	4.30							
		1460 ²	1465	0.30	34.68	27.85	8.07	2.72	—	—	71.0	4.34							
		1960 ¹	1959	0.09	34.67	27.86	8.11	2.72	—	—	69.9	4.62							
		2450 ¹	—	-0.11	34.67	27.87	8.12	2.78	—	—	70.9	4.73							
		2940 ¹	2935	-0.22	34.66	27.86	8.07	2.81	—	—	70.0	4.95							
3420 ¹	—	-0.27	34.66	27.86	8.14	2.81	—	—	71.3	4.95									
3910 ¹	3910	-0.33	34.66	27.87	8.18	2.81	—	—	73.1	4.87									
2615	20	0	—	0.95	33.62	26.97	—	—	—	—	—	—	TD NHP N 100 B	16 50-0 111-0	1005 — 1022	— 1012 1042	KT		
		2616	21	0	—	0.99	33.71	27.03	8.19	1.50	—	0.25	23.7	7.47	NHP N 50 V N 70 V	50-0 100-0 50-0	2009 — —	— — —	Very heavy stray on wire
				10	—	0.99	33.71	27.03	8.19	1.60	—	0.25	23.3	—	"	100-50			
20	—			0.99	33.72	27.04	8.20	1.65	—	0.26	23.5	7.48	"	250-100					
30	—			1.08	33.80	27.10	8.19	1.63	—	0.25	23.9	—	"	500-250					
40	—			1.01	33.80	27.10	8.20	1.63	—	0.26	23.9	7.43	"	750-500					
50	—			0.69	33.88	27.19	8.19	1.65	—	0.26	27.2	—	"	1000-750					
60	—			0.35	33.88	27.21	8.17	1.71	—	0.28	28.5	7.36	"	5-0	—	2138			
80	—			-1.41	34.05	27.42	8.13	2.09	—	0.29	30.9	—	"						
100	—			-1.48	34.19	27.54	8.09	2.28	—	0.14	37.9	7.07	N 100 H		2321	2351			
150	—			-1.32	34.33	27.63	8.06	2.38	—	0.18	43.0	6.78	N 70 B	71-0	2324	2344	KT		
200	—			-0.48	34.50	27.74	8.01	2.40	—	0.00	49.0	5.57	N 100 B						
300	—			0.51	34.66	27.82	7.96	2.49	—	0.00	56.0	4.47	N 70 B	300-200	2324	2355	DGP		
400	—			0.53	34.66	27.82	7.96	2.51	—	0.00	62.6	4.33	N 100 B						
580	—			0.44	34.69	27.85	7.96	2.64	—	—	65.8	4.29							
770 ²	769			0.38	34.68	27.85	8.03	2.68	—	—	68.4	4.18							
960 ²	—			0.29	34.68	27.85	8.01	2.74	—	—	71.6	4.33							
1450 ²	1446	0.09	34.67	27.86	8.06	2.74	—	—	77.3	4.54									
1940 ²	—	-0.10	34.67	27.87	8.06	2.74	—	—	77.5	4.79									
2430 ²	2430	-0.21	34.66	27.86	8.12	2.74	—	—	76.1	4.81									
2910 ¹	2908	-0.30	34.66	27.87	8.14	2.74	—	—	75.2	4.97									
3410 ¹	—	-0.32	34.66	27.87	8.19	2.78	—	—	71.6	5.06									
3910 ¹	3913	-0.41	34.66	27.87	8.16	2.78	—	—	68.8	5.19									
4400 ¹	—	-0.42	34.66	27.87	8.11	2.81	—	—	69.4	5.18									
4890 ¹	4889	-0.42	34.66	27.87	8.20	2.81	—	—	70.8	5.09									
2617	21	0	—	1.10	34.09	27.33	—	—	—	—	—	—	TD NHP N 100 B	9 50-0 141-0	1009 — 1021	— 1013 1040	KT		
		2618	22	0	—	1.18	34.07	27.31	8.18	1.94	—	0.29	32.2	7.47	NHP N 70 V	50-0 50-0	2010	— —	
10	—			1.17	34.07	27.31	8.18	1.98	—	0.29	32.3	—	"	100-50					
20	—			1.14	34.09	27.32	8.17	1.98	—	0.29	32.4	7.44	"	250-100					
30	—			1.11	34.09	27.33	8.17	1.98	—	0.29	32.3	—	"	500-250					
40	—			1.11	34.11	27.34	8.17	2.01	—	0.29	32.2	7.46	"	750-500					
50	—			1.10	34.11	27.35	8.16	1.98	—	0.29	32.6	—	"	1000-750					
60	—			1.10	34.11	27.35	8.16	1.98	—	0.29	35.5	7.41	"						
80	—			1.09	34.12	27.36	8.15	1.98	—	0.30	36.0	—	N 100 H	5-0	2257	2325			
100	—			-0.77	34.22	27.53	8.09	2.28	—	0.27	47.5	7.29	N 100 B	114-0	2302	2322	KT		
150	—			-1.11	34.34	27.64	8.05	2.40	—	0.06	49.0	6.49	N 70 B	320-170	2302	2332	DGP		
200	—			-0.20	34.51	27.74	8.01	2.64	—	0.00	49.5	5.40	N 100 B						
300	—			0.69	34.66	27.81	7.98	2.70	—	0.00	58.1	4.51							
400	—			0.80	34.68	27.82	7.98	2.76	—	0.00	65.3	4.40							
580 ²	572			0.61	34.69	27.84	7.99	2.76	—	—	68.2	4.30							

Station	Position	Date	Hour	Sounding (metres)	WIND		SEA		Weather	Barometer (millibars)	Air Temp. °C.		Remarks
					Direction	Force (knots)	Direction	Force			Dry bulb	Wet bulb	
2618 <i>cont.</i>	55° 21.9' S, 19° 27.6' E	1939 12 iii											
2619	53° 58.7' S, 19° 32.7' E	13 iii	1000	3193*	N × W	28-33	N × W	5	orsq	993.0	1.7	1.1	conf. swell
2620	52° 57.1' S, 19° 36.8' E	13 iii	2000	2633*	NW × W	28-33	WNW	6	osq	981.7	1.6	0.6	conf. swell
			2300	—	W × N	41-47	WNW	6	osq	—	—	—	conf. swell
2621	51° 44.5' S, 19° 42.6' E	14 iii	1000	3762*	WSW	22-33	WSW	5	o	985.0	3.3	2.2	conf. swell
2622	50° 19.5' S, 19° 43' E	14 iii	2000	4160*	W	11-16	WNW	4	od	1000.9	3.3	2.8	heavy long W swell
			2318	—	NNW	7-10	WNW	4	od	—	—	—	heavy long W swell
2623	47° 26.8' S, 19° 37.4' E	15 iii	2000	4523*	W	4-6	WNW	3	odf	1006.6	8.3	7.8	mod. av. WNW swell
			2348	—	NW	11-16	WNW	3	odf	—	—	—	mod. av. WNW swell

Station	Age of moon (days)	HYDROLOGICAL OBSERVATIONS											BIOLOGICAL OBSERVATIONS				Remarks								
		Depth (metres)	Depth by thermometer	Temp. °C.	S ‰	ot	pH	Mg.—atom m. ³				O ₂ c.c. litre	Gear	Depth (metres)	TIME										
								P	Nitrate + Nitrite N ₃	Nitrite N ₂	Si				From	To									
2618 cont.	22	780 ²	—	0.47	34.68	27.84	8.01	2.79	—	—	71.9	4.20													
		980 ²	983	0.39	34.68	27.85	8.02	2.79	—	—	75.2	4.34													
		1480 ²	—	0.18	34.68	27.86	8.06	2.79	—	—	75.9	4.49													
		1970 ²	1969	-0.01	34.67	27.86	8.03	2.79	—	—	76.0	4.73													
		2440 ¹	2440	-0.12	34.66	27.86	8.06	2.79	—	—	75.0	4.82													
		2930 ¹	—	-0.22	34.66	27.86	8.13	2.79	—	—	72.9	4.84													
		3420 ¹	3424	-0.27	34.66	27.86	8.11	2.79	—	—	71.4	4.92													
		3920 ¹	—	-0.31	34.66	27.87	8.20	2.79	—	—	71.3	5.07													
4410 ¹	4409	-0.37	34.66	27.87	8.20	2.79	—	—	72.7	4.88															
2619	22	0	—	1.39	33.97	27.22	—	—	—	—	—	—	TD NHP N 70 B N 100 B	17	1010	—	1015	KT							
															50-0				1023	1043					
2620	23	0	—	1.28	34.06	27.29	8.16	2.28	—	0.29	27.4	7.46	NHP N 70 V	50-0	2016	—	—								
		10	—	1.27	34.06	27.29	8.16	1.94	—	0.29	27.5	—		50-0											
	23	20	—	1.23	34.06	27.30	8.16	1.90	—	0.29	27.8	7.44	"	100-50	—	—	—	—							
		30	—	1.23	34.06	27.30	8.16	1.90	—	0.29	27.2	—		250-100											
		40	—	1.23	34.06	27.30	8.16	1.98	—	0.29	27.9	7.46		500-250					2105						
		50	—	1.22	34.06	27.30	8.15	2.00	—	0.29	27.3	—		750-500					2120						
		60	—	1.21	34.06	27.30	8.15	2.00	—	0.29	27.6	7.41		1000-750					—	2207					
		80	—	1.19	34.06	27.30	8.14	1.82	—	0.29	28.1	—		5-0					2221	2247	KT				
		100	—	0.37	34.15	27.43	8.10	2.30	—	0.31	33.0	6.95		101-0					2224	2246					
		150	—	-0.21	34.32	27.59	8.02	2.47	—	0.20	38.3	6.04		325-225					2224	2254	DGP				
		200	—	0.49	34.44	27.65	8.00	2.60	—	0.00	40.8	5.11													
		300	—	1.50	34.62	27.74	7.94	2.70	—	0.00	51.1	4.08		N 100 H N 100 B N 70 B N 100 B					—	—	—	—			
		400	—	1.52	34.66	27.76	7.97	2.70	—	0.00	55.0	4.09													
		540	—	1.36	34.69	27.80	7.99	2.51	—	—	59.9	4.23													
		710 ¹	713	1.30	34.70	27.81	8.09	2.53	—	—	63.6	4.20													
		890 ¹	—	1.02	34.69	27.81	8.09	2.57	—	—	66.6	4.19													
1350 ¹	1351	0.61	34.68	27.84	8.10	2.70	—	—	70.7	4.33															
1820 ¹	—	0.35	34.68	27.85	8.11	2.79	—	—	69.7	4.41															
2300 ¹	2301	0.19	34.68	27.86	8.16	2.79	—	—	69.5	4.49															
2621	23	0	—	2.10	33.96	27.16	—	—	—	—	—	—	TD NHP N 100 H N 100 B		16	1005	—	1012					KT		
																50-0								1015	1043
																								119-0	1020
2622	24	0	—	2.70	33.89	27.05	8.18	1.65	—	0.24	8.9	7.18	NHP N 70 V		50-0	2010	—	—							
		10	—	2.65	33.89	27.05	8.18	1.67	—	0.24	8.8	—			50-0										
	24	20	—	2.62	33.89	27.05	8.18	1.65	—	0.24	8.9	7.20	"		100-50	—	—	—					—		
		30	—	2.61	33.91	27.07	8.17	1.67	—	0.24	8.8	—			250-100										
		40	—	2.61	33.93	27.08	8.16	1.69	—	0.24	8.8	7.26			500-250										
		50	—	2.61	33.94	27.09	8.16	1.77	—	0.24	8.9	—		750-500											
		60	—	2.60	33.94	27.09	8.16	1.65	—	0.24	8.9	7.28		1000-750	—				2129						
		80	—	2.59	33.94	27.10	8.16	1.67	—	0.24	9.0	—		5-0	2236				2306	KT					
		100	—	2.50	33.95	27.12	8.14	1.96	—	0.24	9.1	7.26		124-0	2240				2302						
		150	—	1.20	34.01	27.26	8.09	2.24	—	0.16	20.9	6.79		320-175	2240				2315	DGP					
		200	—	1.49	34.25	27.43	8.00	2.74	—	0.00	31.6	5.30													
		300	—	1.81	34.41	27.53	8.00	2.79	—	0.00	42.0	4.36		N 100 B N 70 B N 100 B	—				—	—	—				
		400	—	2.02	34.48	27.58	7.95	2.89	—	0.00	42.5	4.00													
		590 ²	586	2.12	34.60	27.67	8.00	2.79	—	—	44.3	3.72													
		780 ²	—	2.11	34.68	27.73	8.03	2.76	—	—	46.1	3.88													
		980 ²	980	2.12	34.75	27.79	8.05	2.72	—	—	45.0	4.12													
1470 ¹	1468	1.64	34.74	27.82	8.06	2.66	—	—	50.1	4.28															
1950 ¹	—	1.08	34.71	27.84	8.07	2.72	—	—	59.8	4.38															
2430 ¹	2433	0.70	34.69	27.83	8.13	2.79	—	—	64.6	4.52															
2920 ¹	—	0.47	34.68	27.84	8.11	2.89	—	—	75.5	4.49															
3410 ¹	3405	0.35	34.67	27.84	8.18	2.89	—	—	81.8	4.34															
2623	25	0	—	6.90	33.87	26.57	8.17	1.20	—	0.25	<1.7	6.59	NHP N 50 V N 70 V			50-0	2003	—				—			
		10	—	6.85	33.87	26.58	8.17	1.22	—	0.25	<1.7	—				100-0									
	25	20	—	6.85	33.87	26.58	8.17	1.22	—	0.25	<1.7	6.57	50-0												
		30	—	6.82	33.87	26.58	8.17	1.22	—	0.25	<1.7	—	100-50												

Station	Position	Date	Hour	Sounding (metres)	WIND		SEA		Weather	Barometer (millibars)	Air Temp. °C.		Remarks
					Direction	Force (knots)	Direction	Force			Dry bulb	Wet bulb	
2623 <i>cont.</i>	47° 26' 8" S, 19° 37' 4" E	1939 15 iii											
2624	44° 34' 2" S, 19° 22' 9" E	16 iii	2000	4736*	Lt airs	0-3	—	0	od	1018.6	8.4	8.3	heavy av. W swell
2625	41° 49' 7" S, 18° 49' 9" E	17 iii	1600	5303*	NW × W	4-6	NW × W	2	c	1012.2	17.7	16.0	conf. W and SW swells

Station	Age of moon (days)	HYDROLOGICAL OBSERVATIONS											BIOLOGICAL OBSERVATIONS				Remarks	
		Depth (metres)	Depth by thermometer	Temp. °C.	S ‰	σ _t	pH	Mg.—atom m. ³				O ₂ c.c. litre	Gear	Depth (metres)	TIME			
								P	Nitrate + Nitrite N ₂	Nitrite N ₂	Si				From	To		
2623 cont.	25	40	—	6.81	33.87	26.58	8.17	1.22	—	0.25	<1.7	6.61	N 70 V	250-100				
		50	—	6.81	33.87	26.58	8.17	1.25	—	0.25	<1.7	—	"	500-250				
		60	—	6.80	33.87	26.58	8.16	1.25	—	0.25	<1.7	6.63	"	750-500				
		80	—	6.71	33.87	26.59	8.16	1.29	—	0.26	<1.7	—	"	1000-0				
		100	—	5.69	33.89	26.73	8.15	1.35	—	0.31	3.2	6.67	"	1000-750	—	2213		
		150	—	5.65	34.06	26.88	8.13	1.37	—	0.00	3.4	6.25	N 70 B	128-0	2315	2335	KT	
		200	—	5.03	34.15	27.03	8.09	1.71	—	0.00	4.7	5.78	N 100 B					
		300	—	4.04	34.15	27.14	8.06	2.03	—	0.00	7.3	5.72	N 70 B	330-250	2315	2343	DGP	
		400	—	3.55	34.15	27.19	8.03	2.03	—	0.00	10.1	5.65	N 100 B					
		560 ²	563	2.99	34.16	27.24	8.17	2.19	—	—	16.8	5.05						
		760 ²	—	2.77	34.31	27.38	8.14	2.47	—	—	28.1	4.40						
		950 ²	—	2.50	34.41	27.48	8.05	2.60	—	—	34.8	4.00						
		1450 ²	1448	2.47	34.62	27.66	8.07	2.41	—	—	38.0	3.72						
		1940 ¹	1942	2.35	34.75	27.77	8.08	2.17	—	—	40.0	4.18						
		2430 ¹	—	1.95	34.76	27.80	8.07	2.17	—	—	45.5	4.40						
		2910 ¹	2912	1.49	34.72	27.81	8.12	2.24	—	—	57.1	4.34						
		3400 ¹	—	1.15	—	—	—	—	—	—	—	—						
3840 ²	3840	0.77	34.68	27.83	8.19	2.40	—	—	63.8	4.30								
2624	26	0	—	9.32	34.16	26.43	8.19	0.93	—	0.22	<1.7	6.35	NHP	50-0	2010			
		10	—	9.31	34.16	26.43	8.19	0.93	—	0.22	<1.7	—	N 50 V	100-0				
		20	—	9.25	34.16	26.44	8.20	0.93	—	0.22	<1.7	6.38	N 70 V	50-0				
		30	—	9.24	34.16	26.44	8.20	0.93	—	0.22	<1.7	—	"	100-50				
		40	—	9.23	34.16	26.44	8.20	0.93	—	0.21	<1.7	6.38	"	250-100				
		50	—	9.22	34.16	26.44	8.20	0.93	—	0.21	<1.7	—	"	500-250				
		60	—	9.22	34.17	26.45	8.20	0.93	—	0.21	<1.7	6.34	"	750-500				
		80	—	9.16	34.21	26.49	8.20	0.93	—	0.21	<1.7	—	"	1000-750	—	2135		
		100	—	8.92	34.21	26.53	8.16	1.06	—	0.29	2.3	6.22	N 70 B	120-0	2248	2309	KT	
		150	—	7.81	34.33	26.79	8.14	1.31	—	0.00	3.0	5.93	N 100 B					
		200	—	6.93	34.25	26.86	8.12	1.37	—	0.00	3.6	5.93	N 70 B					
		300	—	6.51	34.40	27.03	8.03	1.81	—	0.00	7.2	5.00	N 100 B	330-160	2248	2317	DGP	
		590 ²	588	3.76	34.22	27.21	8.08	2.28	—	—	14.6	5.27						
		790 ²	—	3.18	34.27	27.31	8.06	2.64	—	—	21.3	4.78						
		980 ²	983	2.64	34.34	27.42	8.02	2.72	—	—	29.6	4.46						
		1480 ²	—	2.59	34.60	27.63	8.03	2.79	—	—	38.7	3.80						
		1970 ²	1974	2.48	34.74	27.75	8.08	2.60	—	—	40.8	4.01						
		2440 ¹	2438	2.25	34.78	27.81	8.12	2.24	—	—	42.2	4.34						
		2930 ¹	—	1.93	34.79	27.83	8.12	2.30	—	—	44.3	4.47						
3430 ¹	3434	1.44	34.77	27.85	8.06	2.41	—	—	49.0	4.50								
3920 ¹	—	1.13	34.74	27.85	8.12	2.59	—	—	62.8	4.54								
4410 ¹	4411	0.74	34.70	27.84	8.17	2.70	—	—	67.2	4.47								
2625	26	0	—	16.08	34.96	25.72	8.26	0.00	—	0.00	<1.7	5.71	NHP	50-0	1609			
		10	—	15.73	34.96	25.80	8.26	0.00	—	0.00	<1.7	—	N 50 V	100-0	—	—	Very heavy stray on wire	
		20	—	15.33	34.93	25.86	8.26	0.25	—	0.04	<1.7	5.64	N 70 V	50-0				
		30	—	15.13	34.88	25.87	8.24	0.25	—	0.06	<1.7	—	"	100-50				
		40	—	14.18	34.78	26.00	8.25	0.44	—	0.11	<1.7	5.76	"	250-100				
		50	—	12.09	34.44	26.16	8.19	0.70	—	0.25	<1.7	—	"	500-250				
		60	—	11.40	34.34	26.21	8.20	0.82	—	0.24	<1.7	6.00	"	750-350				
		80	—	10.65	34.23	26.26	8.19	0.89	—	0.20	<1.7	—	"	750-500				
		100	—	12.69	34.96	26.45	8.17	0.74	—	0.11	2.3	5.18	"	1000-750	—	1759		
		150	—	11.82	34.91	26.58	8.15	0.91	—	0.09	2.9	4.98	N 70 B	93-0	1854	1915	KT	
		200	—	10.03	34.66	26.70	8.15	1.05	—	0.00	3.1	5.30	N 100 B					
		300	—	8.24	34.46	26.83	8.13	1.29	—	0.00	3.5	5.55	N 70 B					
		400	—	7.35	34.43	26.94	8.09	1.69	—	0.00	4.6	5.10	N 100 B	350-200	1854	1924	DGP	
		570	—	5.92	34.47	27.17	7.99	2.34	—	—	16.9	4.33						
		760 ²	764	4.36	34.41	27.30	8.05	2.79	—	—	21.5	4.26						
		960 ²	—	3.76	34.46	27.40	8.00	2.79	—	—	27.6	3.83						
		1450 ²	1455	2.82	34.65	27.64	8.01	2.79	—	—	34.0	3.80						
		1940 ²	—	2.54	34.79	27.78	8.06	2.40	—	—	37.1	4.32						
		2420 ²	2424	2.52	34.83	27.81	8.14	2.11	—	—	35.3	4.59						
2910 ¹	2913	2.29	34.82	27.83	8.18	2.20	—	—	35.0	4.61								
3400 ¹	—	1.96	34.80	27.84	8.16	2.20	—	—	39.0	4.60								
3880 ¹	3877	1.33	34.76	27.85	8.11	2.60	—	—	48.7	4.54								
4370 ¹	—	0.98	34.72	27.84	8.16	2.70	—	—	53.6	4.47								
4850 ¹	4854	0.59	34.70	27.85	8.20	2.79	—	—	64.8	4.41								

Station	Position	Date	Hour	Sounding (metres)	WIND		SEA		Weather	Barometer (millibars)	Air Temp. °C.		Remarks
					Direction	Force (knots)	Direction	Force			Dry bulb	Wet bulb	
2626	37° 47' S, 18° 31.9' E	1939 18 iii	1600	4727*	S × E	11-16	S × E	4	bc	1020.8	18.1	14.1	conf. swell
2627	33° 11.5' S, 17° 14.7' E	29 iii	2000	541*	S × E	34-40	S × E	5	bw	1015.2	17.2	15.0	heavy short S swell
2628	30° 54.1' S, 13° 14.1' E	30 iii	2000	3284*	SSE	22-27	SSE	5	bw	1011.4	18.9	17.8	heavy short SSE swell
2629	27° 17.1' S, 12° 04' E	31 iii	2000	4137*	W	7-10	W	2	cw	1011.4	19.4	17.8	low short S swell
2630	23° 39.2' S, 10° 53.6' E	1 iv	2000	3817*	S × E	11-16	S × E	3	cw	1013.9	20.0	18.3	low short SE swell
2631	19° 51.9' S, 10° 09.9' E	2 iv	2000	1810*	S × E	11-16	S × E	3	bcw	1011.4	21.1	19.4	low short S × E swell
2632	15° 56.3' S, 10° 49' E	3 iv	2000	3059*	S	11-16	S	3-2	ow	1011.0	22.8	20.6	low short S × E swell
2633	13° 11.5' S, 12° 44.1' E (off mouth of Elephant Bay, Angola)	4 iv	1845	91-104*	SE	4-6	SE	1	c	1009.0	24.4	23.3	—
2634	12° 17.4' S, 13° 31.3' E	10 iv	1606	80-91*	W × S	7-10	W × S	2	bc	1007.9	27.2	25.0	low short WSW swell
2635	10° 19' S, 09° 36.4' E	11 iv	2000	4347*	SSW	4-6	SSW	2	c	1014.8	26.7	23.9	low short S swell
2636	08° 26.5' S, 05° 59.4' E	12 iv	2000	4638*	S × W	7-10	S × W	2	bc	1012.5	26.4	23.9	low short S swell
2637	06° 33.6' S, 02° 30.3' E	13 iv	2000	4674*	S	7-10	S	3	ce	1013.1	26.7	23.1	low short S swell
2638	04° 50.3' S, 00° 47.3' W	14 iv	2000	4623*	SSW	7-10	SSW	2	c	1013.0	26.4	25.0	low short S swell
2639	02° 53.2' S, 04° 21.5' W	15 iv	2000	4824*	SSW	7-10	SSW	2	b	1012.2	27.2	24.4	low short S swell
2640	01° 47' S, 06° 13' W	16 iv	1030	4652*	SSE	7-10	SSE	2	c	1013.5	27.2	26.1	low short S swell

Station	Position	Date	Hour	Sounding (metres)	WIND		SEA		Weather	Barometer (millibars)	Air Temp. °C.		Remarks
					Direction	Force (knots)	Direction	Force			Dry bulb	Wet bulb	
2640 <i>cont.</i>	01° 47' S, 06° 13' W	1939 16 iv											
2641	00° 45.3' S, 07° 26.6' W	16-17 iv	2300	4885*	Var.	7-10	S	3	c	1011.6	25.8	24.7	mod. short S swell
2642	00° 18.7' N, 08° 39.4' W	17 iv	1130	4705*	S	4-6	—	0-1	b	1014.0	28.3	24.7	low short S swell
2643	01° 27.4' N, 09° 53.5' W	18 iv	0000	5274*	Var.	4-10	SW	2	b	1013.1	27.8	24.9	low short S swell

Station	Age of moon (days)	HYDROLOGICAL OBSERVATIONS											BIOLOGICAL OBSERVATIONS				Remarks
		Depth (metres)	Depth by thermometer	Temp. °C.	S ‰	σ _t	pH	Mg.—atom m. ³				O ₂ c.c. litre	Gear	Depth (metres)	TIME		
								P	Nitrate + Nitrite N ₂	Nitrite N ₂	Si				From	To	
2640 cont.	27	400	—	8.15	34.72	27.05	7.88	2.51	—	—	11.7	1.59	N 50 V	100-0	2310	2316	
		570 ²	573	5.41	34.49	27.24	7.99	2.60	—	—	16.1	3.16					
		770 ²	—	4.65	34.48	27.33	7.99	2.72	—	—	19.2	3.29					
		970 ²	975	4.17	34.61	27.49	8.02	2.47	—	—	19.5	3.45					
		1470 ²	—	4.08	34.93	27.74	8.15	1.37	—	—	12.2	4.80					
		1960 ²	1958	3.36	34.94	27.83	8.23	1.27	—	—	13.2	5.10					
		2440 ¹	2444	2.93	34.93	27.86	8.22	1.29	—	—	17.7	5.00					
		2930 ¹	—	2.64	34.90	27.86	8.27	1.16	—	—	20.1	5.00					
		3410 ¹	3414	2.51	34.89	27.87	8.20	1.33	—	—	21.9	5.13					
		3900 ¹	—	2.36	34.88	27.87	8.21	1.39	—	—	25.2	5.14					
		4390 ¹	4393	2.26	34.87	27.88	8.29	1.46	—	—	25.5	4.80					
2641	27	0	—	28.22	33.77	21.41	8.24	0.00	—	—	<1.7	4.42	N 50 V	100-0	2310	2316	
		10	—	28.22	34.24	21.78	8.24	0.00	—	—	<1.7						
		20	—	27.07	35.11	22.80	8.22	0.00	—	—	<1.7	4.49					
		30	—	26.42	35.72	23.47	8.24	0.08	—	—	<1.7						
		40	—	24.27	36.14	24.45	8.21	0.25	—	—	2.6	4.47					
		50	—	22.77	36.08	24.83	8.20	0.30	—	—	2.8						
		60	—	21.38	36.17	25.30	8.16	0.40	—	—	3.1	4.13					
		80	—	18.78	36.14	25.97	8.16	0.70	—	—	3.4						
		100	—	16.85	35.72	26.12	8.09	0.99	—	—	4.9	3.13					
		150	—	13.80	35.35	26.52	8.06	1.25	—	—	6.9	2.91					
		200	—	13.31	35.28	26.56	8.03	1.44	—	—	7.5	2.65					
		300	—	10.14	34.94	26.90	7.89	2.01	—	—	8.8	1.63					
		400	—	8.15	34.72	27.05	7.91	2.41	—	—	11.9	2.19					
		570 ²	566	5.69	34.49	27.20	7.97	2.51	—	—	15.4	3.07					
		760 ²	—	4.54	34.48	27.34	8.03	2.41	—	—	18.0	3.29					
		960 ²	961	4.26	34.61	27.48	8.01	2.41	—	—	18.5	3.47					
		1440 ²	—	4.18	34.93	27.73	8.10	1.52	—	—	13.2	4.71					
		1930 ²	1925	3.51	34.95	27.82	8.21	1.29	—	—	13.2	5.33					
		2350 ¹	2348	3.04	34.94	27.86	8.23	1.29	—	—	16.3	5.07					
		2850 ¹	—	2.67	34.91	27.87	8.22	1.33	—	—	20.0	5.10					
3350 ¹	3351	2.48	34.89	27.87	8.20	1.33	—	—	21.0	5.13							
3840 ¹	—	2.41	34.88	27.86	8.24	1.01	—	—	22.1	4.97							
4340 ¹	4335	2.33	34.87	27.86	8.24	1.25	—	—	23.4	5.01							
2642	28	0	—	28.47	34.44	21.85	8.25	0.00	—	—	2.5	4.39	N 50 V	100-0	1140	1147	Very heavy stray on wire
		10	—	28.27	34.54	21.98	8.23	0.00	—	—	2.6						
		20	—	28.07	34.95	22.36	8.23	0.00	—	—	2.6	4.40					
		30	—	27.87	34.99	22.45	8.22	0.08	—	—	2.8						
		40	—	25.57	35.58	23.63	8.21	0.11	—	—	2.8	4.46					
		50	—	19.53	35.74	25.47	8.09	0.74	—	—	2.9						
		60	—	16.58	35.70	26.17	8.11	0.91	—	—	3.8	3.64					
		80	—	15.28	35.56	26.36	8.13	1.01	—	—	4.4						
		100	—	14.90	35.56	26.44	8.13	1.05	—	—	4.7	3.66					
		150	—	14.00	35.42	26.53	8.09	1.20	—	—	5.2	3.35					
		200	—	13.05	35.30	26.63	8.00	1.37	—	—	6.0	2.69					
		300	—	10.36	34.99	26.90	7.90	2.24	—	—	8.4	1.64					
		400	—	7.77	34.67	27.07	7.91	2.47	—	—	11.1	2.27					
		590 ²	586	5.44	34.49	27.24	7.98	2.66	—	—	16.0	3.09					
		790 ²	—	4.53	34.49	27.34	7.99	2.64	—	—	16.9	3.36					
		990 ²	986	4.33	34.61	27.46	8.04	2.38	—	—	17.2	3.32					
		1480 ²	—	4.16	34.93	27.73	8.10	1.67	—	—	11.6	4.72					
		1960 ²	1964	3.44	34.95	27.83	8.20	1.29	—	—	11.6	5.33					
		2450 ¹	2446	2.92	34.93	27.86	8.20	1.41	—	—	17.1	5.15					
		2940 ¹	—	2.63	34.90	27.87	8.21	1.43	—	—	19.1	5.03					
3430 ¹	3428	2.55	34.89	27.86	8.25	1.27	—	—	21.8	4.99							
3920 ¹	—	2.34	34.88	27.87	8.18	1.43	—	—	23.1	5.17							
4410 ¹	4406	2.29	34.87	27.86	8.25	1.43	—	—	24.2	5.01							
2643	28	0	—	28.83	34.33	21.64	8.23	0.00	—	—	0.0	4.39	N 50 V	100-0	0008	0015	+ 1 hour
		10	—	28.73	34.34	21.67	8.23	0.00	—	—	0.0						
		20	—	28.63	34.38	21.74	8.24	0.00	—	—	0.0	4.41					
		30	—	28.53	34.63	21.96	8.24	0.00	—	—	0.0						
		40	—	28.03	35.02	22.43	8.23	0.00	—	—	<1.7	4.52					
		50	—	24.94	35.39	23.67	8.19	0.00	—	—	2.4						

Station	Position	Date	Hour	Sounding (metres)	WIND		SEA		Weather	Barometer (millibars)	Air Temp. °C.		Remarks
					Direction	Force (knots)	Direction	Force			Dry bulb	Wet bulb	
2643 <i>cont.</i>	01° 27'4" N, 09° 53'5" W	1939 18 iv											
2644	02° 35'8" N, 10° 58'5" W	18 iv	1130	4868*	SW	4-6	—	—	bc	1010.8	28.1	25.3	low short S swell
2645	03° 39'2" N, 12° 09'6" W	19 iv	0000	4411*	Calm	0-1	—	0	b	1011.1	27.8	24.4	low short SW swell
			0154	—	W	4-6	-	0	b	-	—	—	low short SW swell

Station	Age of moon (days)	HYDROLOGICAL OBSERVATIONS											BIOLOGICAL OBSERVATIONS				Remarks	
		Depth (metres)	Depth by thermometer	Temp. °C.	S ‰	σ _t	pH	Mg.—atom m. ³				O ₂ c.c. litre	Gear	Depth (metres)	TIME			
								P	Nitrate + Nitrite N ₂	Nitrite N ₂	Si				From	To		
2643 cont.	28	60	—	19.15	35.61	25.47	8.11	0.68	—	—	4.6	3.22						
		80	—	14.63	35.46	26.43	8.06	1.16	—	—	6.0							
		100	—	13.95	35.37	26.50	8.06	1.25	—	—	6.6	2.96						
		150	—	13.14	35.28	26.60	8.00	1.46	—	—	6.9	2.50						
		200	—	12.65	35.23	26.66	7.96	1.65	—	—	8.5	2.15						
		300	—	9.56	34.88	26.95	7.93	2.20	—	—	9.3	1.97						
		400	—	8.07	34.70	27.05	7.94	2.38	—	—	10.6	2.54						
		570 ²	563	6.10	34.52	27.18	7.97	2.60	—	—	12.4	2.88						
		770 ²	—	4.86	34.51	27.32	7.98	2.60	—	—	13.9	3.18						
		970 ²	972	4.38	34.61	27.46	8.00	2.36	—	—	14.2	3.25						
		1460 ²	—	4.14	34.94	27.75	8.14	1.60	—	—	12.6	4.67						
		1950 ²	1952	3.41	34.96	27.83	8.19	1.31	—	—	10.6	5.32						
		2430 ¹	2425	2.98	34.94	27.86	8.19	1.41	—	—	13.8	5.12						
		2920 ¹	—	2.69	34.92	27.87	8.22	1.43	—	—	16.7	5.00						
		3420 ¹	3418	2.53	34.89	27.86	8.22	1.43	—	—	19.6	5.03						
3900 ¹	—	2.37	34.88	27.87	8.20	1.46	—	—	20.3	5.19								
4390 ¹	4389	2.30	34.87	27.87	8.25	1.46	—	—	21.7	5.02								
2644	28	0	—	28.83	34.28	21.60	8.25	0.00	—	—	<1.7	4.40	N 50 V	100-0	1138	1144		
		10	—	28.53	34.29	21.70	8.25	0.00	—	—	2.6	4.40						
		20	—	28.53	34.33	21.73	8.25	0.00	—	—	2.6	4.40						
		30	—	28.43	34.36	21.79	8.25	0.00	—	—	3.1							
		40	—	28.23	35.00	22.34	8.25	0.00	—	—	<1.7	4.56						
		50	—	23.34	35.55	24.27	8.23	0.11	—	—	<1.7							
		60	—	17.54	35.59	25.85	8.09	0.86	—	—	2.7	2.96						
		80	—	16.13	35.56	26.17	8.05	0.95	—	—	4.3							
		100	—	15.15	35.53	26.37	8.03	1.06	—	—	4.6	2.86						
		150	—	14.30	35.41	26.46	8.05	1.29	—	—	4.9	2.81						
		200	—	13.76	35.33	26.51	8.01	1.48	—	—	5.2	2.43						
		300	—	10.36	34.96	26.87	7.90	2.13	—	—	8.3	1.67						
		400	—	7.97	34.70	27.06	7.91	2.55	—	—	10.9	2.41						
		580 ²	582	5.86	34.52	27.21	7.98	2.55	—	—	12.5	2.94						
		780 ²	—	4.81	34.51	27.33	7.99	2.70	—	—	15.6	3.07						
		980 ²	981	4.45	34.61	27.45	8.01	2.47	—	—	16.0	3.21						
		1470 ²	—	4.06	34.94	27.76	8.10	1.62	—	—	12.3	4.71						
		1950 ²	1952	3.35	34.96	27.84	8.14	1.31	—	—	12.6	5.20						
2420 ¹	2420	2.98	34.94	27.86	8.17	1.37	—	—	13.8	5.21								
2910 ¹	—	2.69	34.92	27.87	8.22	1.46	—	—	16.9	5.12								
3390 ¹	3394	2.54	34.89	27.86	8.23	1.25	—	—	18.2	5.03								
3880 ¹	—	2.39	34.88	27.87	8.23	1.43	—	—	21.4	5.12								
4360 ¹	4363	2.33	34.87	27.87	8.26	1.44	—	—	22.6	5.01								
2645	0	0	—	28.83	33.93	21.34	8.24	0.00	—	—	<1.7	4.40	N 50 V	100-0	0011	0019		
		10	—	28.78	34.11	21.49	8.25	0.00	—	—	<1.7							
		20	—	28.23	35.47	22.70	8.25	0.00	—	—	<1.7	4.78						
		30	—	27.53	35.75	23.13	8.23	0.00	—	—	<1.7							
		40	—	23.09	35.68	24.44	8.22	0.19	—	—	<1.7	4.15						
		50	—	18.05	35.57	25.72	8.09	0.80	—	—	2.4							
		60	—	16.64	35.57	26.06	8.08	1.06	—	—	2.5	2.94						
		80	—	15.03	35.49	26.36	8.08	1.27	—	—	2.9							
		100	—	14.75	35.48	26.41	8.08	1.27	—	—	3.2	3.00						
		150	—	13.90	35.36	26.51	8.05	1.37	—	—	3.4	2.98						
		200	—	13.46	35.29	26.54	8.06	1.44	—	—	4.5	2.94						
		300	—	11.26	35.08	26.81	7.88	2.34	—	—	7.3	1.25						
		400	—	8.27	34.74	27.05	7.89	2.64	—	—	9.8	2.06						
		570 ²	570	6.02	34.57	27.23	7.95	2.68	—	—	11.6	2.73						
		770 ²	—	5.09	34.54	27.33	7.96	2.72	—	—	14.3	2.76						
		970 ²	974	4.49	34.61	27.45	7.98	2.59	—	—	15.4	3.18						
		1460 ²	1464	3.96	34.94	27.77	8.12	1.58	—	—	11.9	4.64						
		1930 ¹	1929	3.42	34.96	27.83	8.15	1.41	—	—	11.3	5.15						
2420 ¹	—	3.02	34.94	27.86	8.18	1.43	—	—	13.4	5.09								
2910 ¹	2915	2.70	34.92	27.87	8.20	1.27	—	—	14.9	5.01								
3400 ¹	—	2.51	34.89	27.87	8.22	1.37	—	—	17.1	5.09								
3880 ¹	3879	2.41	34.88	27.86	8.25	1.39	—	—	17.2	4.98								

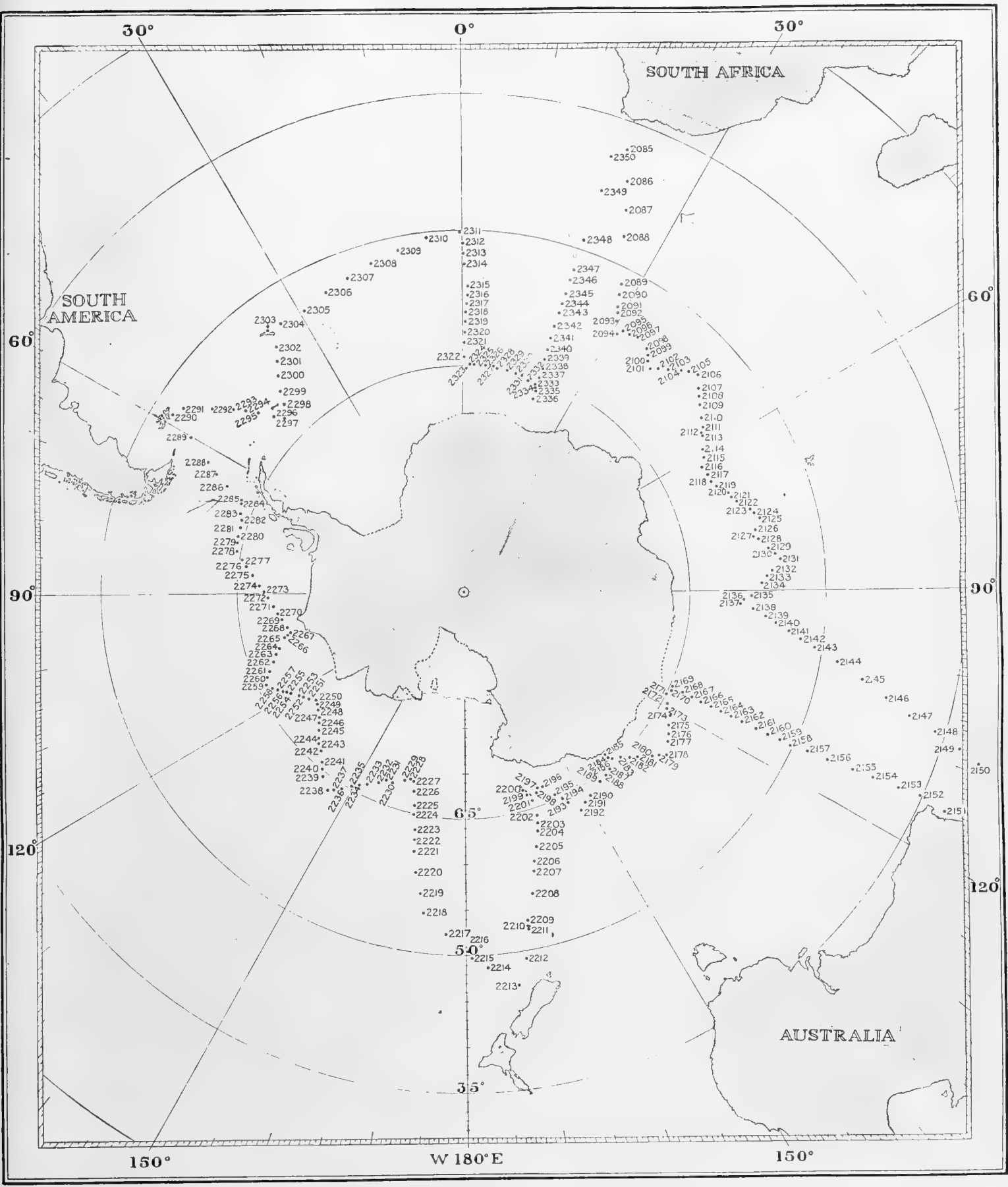
Station	Position	Date	Hour	Sounding (metres)	WIND		SEA		Weather	Barometer (millibars)	Air Temp. C.		Remarks
					Direction	Force (knots)	Direction	Force			Dry bulb	Wet bulb	
2646	05° 38.7' N, 14° 03.1' W	1939 19 iv	2000	4674*	NW	7-10	NW	2	c	1010.3	26.7	24.4	conf. swell
2647	07° 58' N, 16° 36.3' W	20 iv	2000	4607*	NW × W	4-6	NW × W	1	o	1010.5	25.6	23.3	low av. NW swell
2648	10° 29.8' N, 18° 46.1' W	21 iv	2000	4464*	NE × N	7-10	NE × N	2	b	1011.5	22.5	20.6	low long NNW swell
2649	13° 09' N, 17° 53.2' W	22 iv	1730	2235*	NNE	11-16	NNE	3	b	1011.0	20.0	18.3	low long N swell
2650	36° 41.3' N, 11° 49.5' W	3 v	2000	—	N	11-16	N	4	bc	1023.4	14.7	12.8	heavy short N × E swell
2651	40° 25.7' N, 10° 09.5' W	4 v	2000	—	SW	17-21	SW	3	od	1014.4	14.4	13.9	low long W swell
2652	44° 19' N, 08° 26.6' W	5 v	2000	—	SW	11-16	SW	3	op	997.0	11.7	10.6	conf. swell

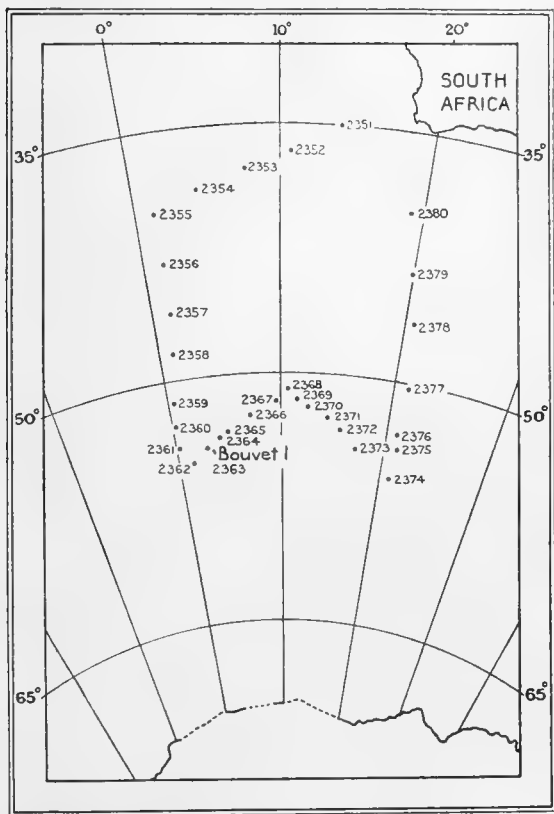
Station	Age of moon (days)	HYDROLOGICAL OBSERVATIONS										BIOLOGICAL OBSERVATIONS			Remarks		
		Depth (metres)	Depth by thermometer	Temp. °C.	S ‰	σ _t	pH	Mg.—atom m. ³				O ₂ c.c. litre	Gear	Depth (metres)		TIME	
								P	Nitrate + Nitrite N ₂	Nitrite N ₂	Si					From	To
2646	0	0	—	27.40	—	—	—	—	—	—	—	—	TYFB TYFB	250-0 1500-800	2109 2109	2131 2156	Depth estimated DGP
2647	1	0	—	26.60	—	—	—	—	—	—	—	—	TYFB	310-0	2026	2047	DGP
2648	2	0	—	23.90	—	—	—	—	—	—	—	—	TYFB TYFB	500-0 1450-950	2100 2100	2135 2146	Depth estimated DGP
2649	3	0	—	18.60	—	—	—	—	—	—	—	—	DLH	2235	1812	1832	
2650	14	0	—	15.50	—	—	—	—	—	—	—	—	N 450 B	280-0	2017	2037	DGP
2651	15	0	—	13.80	—	—	—	—	—	—	—	—	TYFB	270-0	2012	2033	DGP
2652	16	0	—	12.00	—	—	—	—	—	—	—	—	TYFB	195-0	2015	2035	DGP

SUMMARIZED LIST OF STATIONS

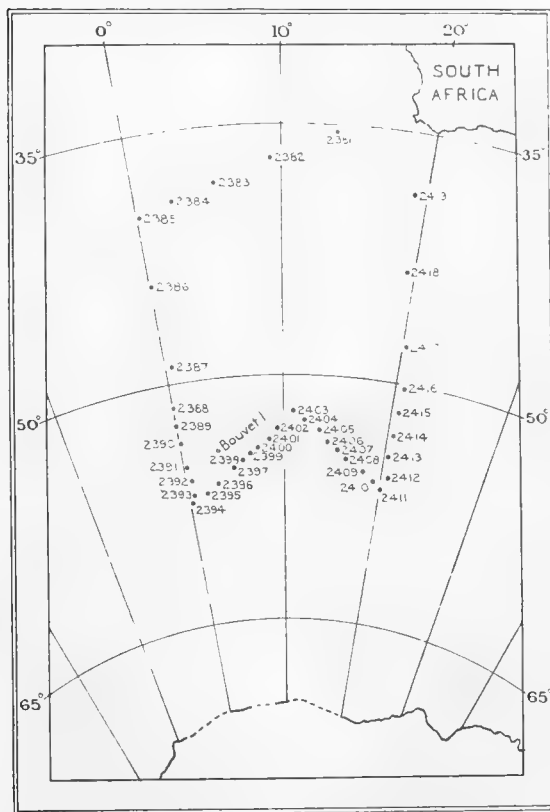
The positions of all stations made by the R.R.S. 'Discovery II' between October 1937 and May 1939 are shown on the charts reproduced in Plates IV-VI. The following list indicates on which chart each of the stations is to be found.

Station	Date	Place	Plate
2073-2084	20. x.-5. xi. 37	Cape Verde Islands—Capetown	VI D
2085-2094	15. xi.-23-24. xi. 37	Capetown—ice-edge in 31° E	IV
2095-2137	24. xi.-7. xii. 37	Zig-zag off ice-edge from 31° E—93° E	IV
2138-2150	8. xii.-17. xii. 37	Ice-edge in 93° E—Fremantle, Western Australia	IV
2151-2169	29. xii. 37-11. i. 38	Fremantle—ice-edge in 115° E	IV
2170-2196	11. i.-20. i. 38	Zig-zag off ice-edge from 115° E—158° E	IV
2197-2212	20. i.-29. i. 38	Ice-edge in 158° E—Balleny Islands—Dunedin, New Zealand	IV
2213-2227	8. ii.-18. ii. 38	Dunedin—ice-edge in 164° W	IV
2228-2278	18. ii.-8. iii. 38	Zig-zag off ice-edge from 164° W—79° W	IV
2279-2290	8. iii.-14. iii. 38	Ice-edge in 79° W—Port Stanley, Falkland Islands	IV
2291-2303	20. iii.-28. iii. 38	Port Stanley—ice-edge in Weddell Sea—South Georgia	IV
2304-2311	4. iv.-11-12. iv. 38	South Georgia—50° S in Greenwich meridian	IV
2312-2323	12. iv.-18. iv. 38	50° S—65° S in Greenwich meridian	IV
2324-2335	18. iv.-22. iv. 38	Zig-zag off ice-edge from Greenwich meridian to 20° E	IV
2336-2350	22. iv.-2. v. 38.	Ice-edge in 20° E—Simonstown, Cape Province	IV
2351-2380	2. vii.-25. vii. 38	First cruise of repeated series in area W and S of Capetown	V A
2381-2419	6. viii.-30. viii. 38	Second cruise of repeated series in area W and S of Capetown	V B
2420-2453	15. ix.-6. x. 38	Third cruise of repeated series in area W and S of Capetown	V C
2454-2486	18. x.-9. xi. 38	Fourth cruise of repeated series in area W and S of Capetown	V D
2487-2525	23. xi.-18. xii. 38	Fifth cruise of repeated series in area W and S of Capetown	VI A
2526-2576	7. i.-5. ii. 39	Sixth cruise of repeated series in area W and S of Capetown	VI B
2577-2626	15. ii.-18. iii. 39	Seventh cruise of repeated series in area W and S of Capetown	VI C
2627-2649	29. iii.-22. iv. 39	Capetown—Lobito—Dakar	VI D
2650-2652	3. v.-5. v. 39	Dakar—Bay of Biscay	VI D (inset)

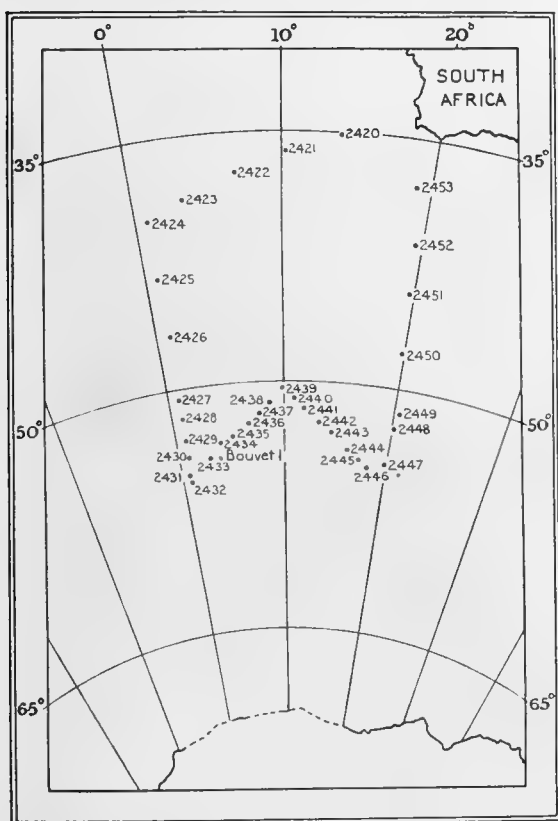




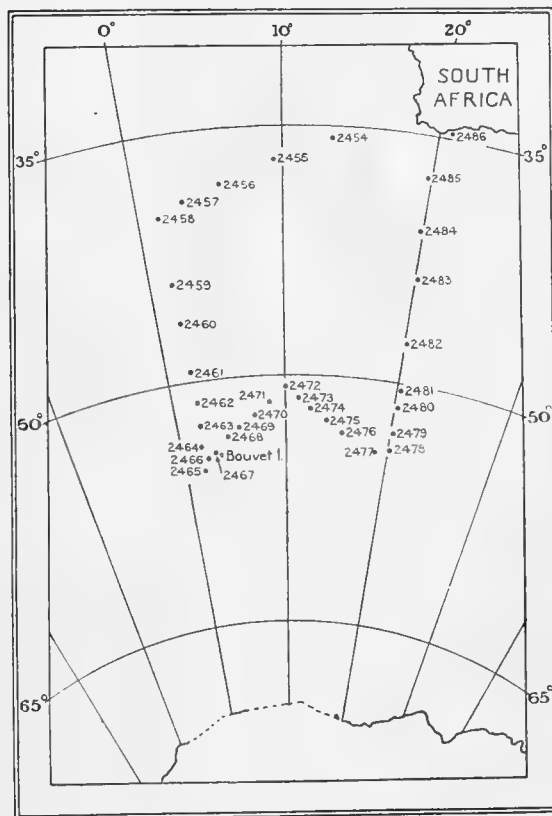
A



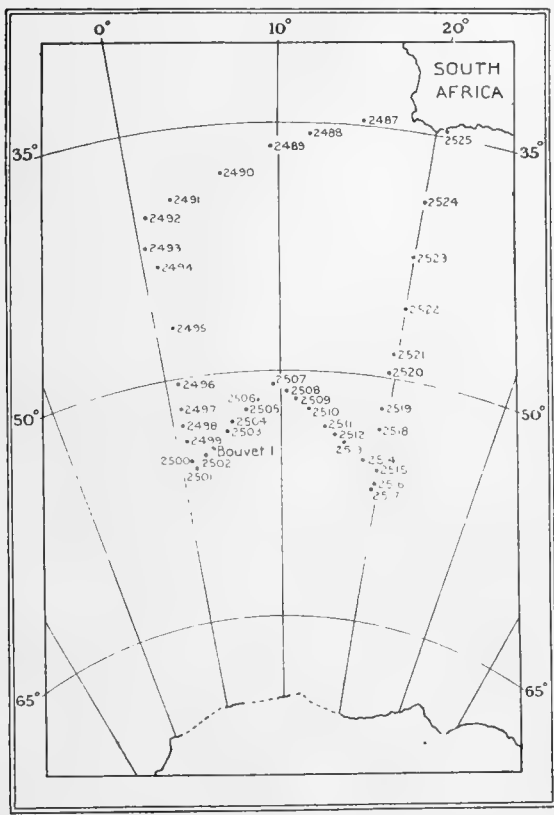
B



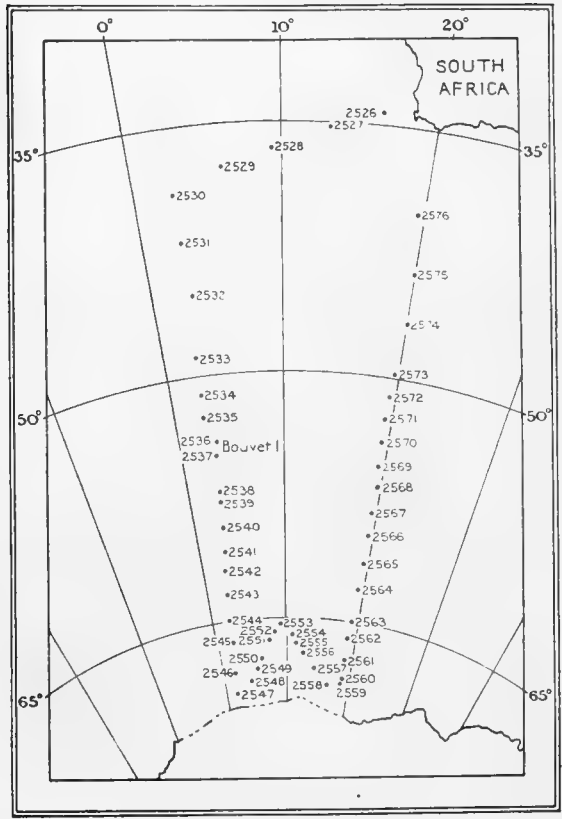
C



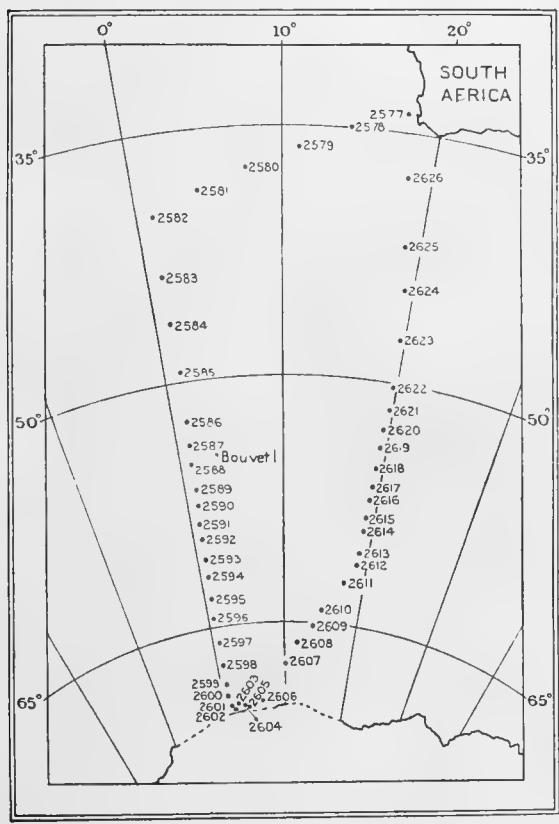
D



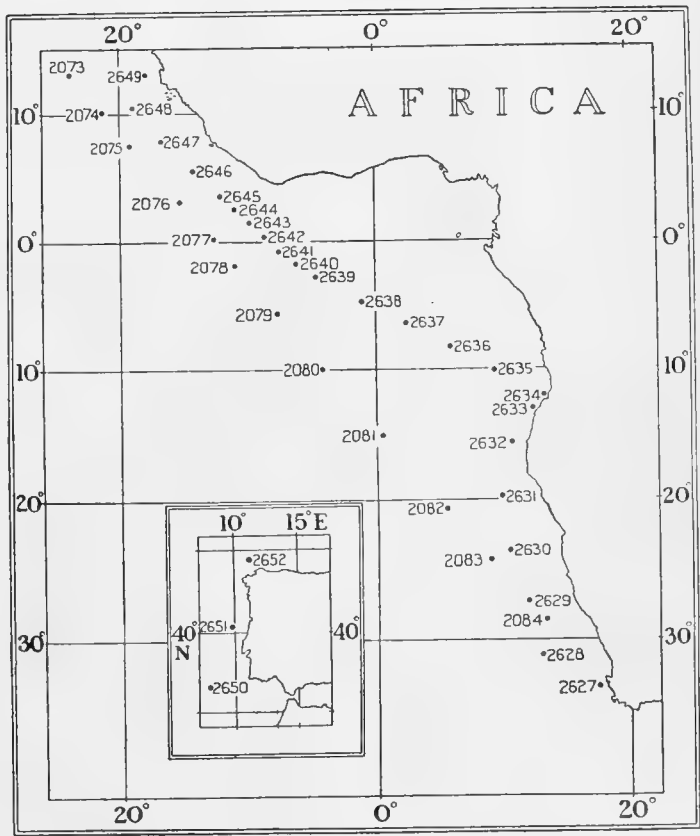
A



B



C



D

DISCOVERY REPORTS

Vol. XXIV, pp. 1-196, plates I-III

*Issued by the Discovery Committee, Colonial Office, London
on behalf of the Government of the Dependencies of the Falkland Islands*

STATION LIST

1935—1937



CAMBRIDGE
AT THE UNIVERSITY PRESS

1944

Price thirty shillings net

CAMBRIDGE
UNIVERSITY PRESS
LONDON: BENTLEY HOUSE
NEW YORK, TORONTO, BOMBAY
CALCUTTA, MADRAS: MACMILLAN

All rights reserved

PRINTED
IN GREAT BRITAIN
BY

WALTER



LEWIS MA

AT
THE CAMBRIDGE
UNIVERSITY
PRESS

DISCOVERY REPORTS

Vol. XXIV, pp. 197-422, plates IV-VI

*Issued by the Discovery Committee, Colonial Office, London
on behalf of the Government of the Dependencies of the Falkland Islands*


STATION LIST

1937—1939


CAMBRIDGE
AT THE UNIVERSITY PRESS

1947

Price forty shillings net



*Printed in Great Britain at the University Press, Cambridge
(Brooke Crutchley, University Printer)
and published by the Cambridge University Press
(Cambridge, and Bentley House, London)
Agents for U.S.A., Canada, and India: Macmillan*



DISCOVERY REPORTS

*Issued by the Discovery Committee, Colonial Office, London
on behalf of the Government of the Dependencies of the Falkland Islands*

Vol. XXIV, pp. i-vi

TITLE-PAGE AND LIST OF CONTENTS



CAMBRIDGE
AT THE UNIVERSITY PRESS

1947

Price one shilling net

*Printed in Great Britain at the University Press, Cambridge
(Brooke Crutchley, University Printer)
and published by the Cambridge University Press
(Cambridge, and Bentley House, London)
Agents for U.S.A., Canada, and India: Macmillan*





