


SF 991

.G56

1924

Copy 1



DISEASES
of the **DOG**

**AND
HOW TO
FEED**



BY H. CLAY GLOVER, V.S.

Presented by

Glover's Imperial Dog Medicines

- Mange Medicine**, an aid for the treatment of Mange in Dogs, Horses and Cattle. Price, 65 cents per bottle.
- Distemper Medicine**, an aid for the treatment of Distemper in Dogs, Horses, and Cattle. Price, \$1.25 per bottle.
- Vermifuge**, for expelling worms in Dogs. Price, 65 cts. bottle.
- Worm Capsules**, contain the active principles of Vermifuge. Price, 65 cents per box.
- Tape Worm Capsules**, specially prepared for expelling Tape Worm. Price, 65 cents per box.
- Condition Pills**, contain alterative, digestive, tonic and fever-subduing properties. Price, 65 cents per box.
- Canker Wash**, for Internal Canker of the Ear. Price 65 cts. bottle.
- Eye Lotion**, for removing Films or Ulcers from the Eyes. Price, 65 cents per bottle.
- Blood Purifier**, a blood alterative. Price, 65 cts. per bottle.
- Diarrhoea Medicine**, for the treatment of Acute or Chronic Diarrhoea and Bowel Complaints. Price, 65 cents per bottle.
- Fit Medicine**, for Fits or Convulsions. Price, 65 cts. bottle.
- Tonic**, an aid for the treatment of Debility arising from Distemper or other causes. Price, 65 cents per bottle.
- Cough Mixture**, for the treatment of Coughs, Colds, Asthma and Bronchitis. Price, 65 cents per bottle.
- Sore Foot Medicine**, for Sore Feet arising either from frost bites, or overwork. Price, 65 cents per bottle.
- Black Tongue Medicine**, for the treatment of this disease. Price, 65 cents per bottle.
- Compound Sulphur Tablets**, for small dogs requiring a cooling medicine. Price, 65 cents per box.
- Digestive Pills**, for Acute or Chronic indigestion, Gastritis or deranged condition of the digestive organs. Price, 65 cts. box.
- Liniment**, for Rheumatism, Sprains or Bruises. Price, 65 cents per bottle.
- Liver Pills**, for constipation. Price, 65 cents per box.
- Medicated Soap**, an aid for keeping the skin and coat in a healthy condition. Price, 30 cents per cake.

DISEASES OF THE DOG AND HOW TO FEED



BY
H. CLAY GLOVER, V. S.
Specialist in Canine Diseases

**Twenty Years Veterinarian to the
Westminster Kennel Club**

H. CLAY GLOVER CO., Inc.
Proprietors

127-129 West 24th Street, New York, U. S. A.

Copyright 1924 by H. Clay Glover Co., Inc.

SF 991
. G 56
1924

FOREWORD

An ailing dog is very like an ailing man. He tends to be fussy, whiney, snappy, lazy and indifferent.

A healthy dog, on the other hand, is usually a *happy* dog and a cheerful, lovable companion by the fireside, on the road or in the field.

If your dog is ailing, restore his health and you will also restore his joyous, carefree disposition and willingness to do anything possible for man, woman or child.

If he is healthy, keep him so with intelligent care, and you will be many times repaid for your trouble.

Prevention—*that's the idea*—one of the biggest ideas of modern times—prevention for the dog as well as for the man.

While this book is written as a complete description of every known dog disease and includes definite, scientific methods of treatment for each, you will find that it also contains paragraph after paragraph of suggestions on prevention including expert advice on feeding the dog from its earliest infancy. Proper diet is really so important that we have devoted the opening chapter to it. Refer to this book continually. Carry out its instructions to the letter, and your dog will be infinitely the better for it.

H. CLAY GLOVER CO., Inc.

© CIA 801449

AUG 22 1924

201

MSB. 25 Aug. 1924

FEEDING



Scotch Collie

Before entering upon the subject of dog diseases a few hints on feeding will be of value, since my experience has shown me that the majority of dog owners, particularly those owning but one or two dogs, give little attention to the proper mode of feeding in order to keep their dogs healthy. I will begin with the suckling puppy. In order that the mother may be relieved at as early a time as possible of the strain of nursing a number of puppies, the youngsters should be encouraged to lap milk when about three weeks old. This may be taught in the following manner: Get the puppies round a pan of milk and shove their noses into it. That which adheres about the muzzle will be licked off, the puppies thus getting a taste of it, and after a few experiences of this kind they will lap eagerly. But remember that cows milk differs in content from that of a bitch, and unless properly prepared will disorder the bowels. The cow's milk should be scalded and slightly sweetened, as it does not contain as large an amount of *Saccharum Lactis* (sugar of milk) as that of a bitch. The milk after being prepared should be fed at the same temperature as that of the dam. By this means the mother is relieved and the puppies receive more nutriment, especially if there be a number of them. When about four weeks old a little soup, thickened with toast crumbs, and this diet gradually substituted for the milk, doing away with the latter entirely when two months old. As a rule puppies may be weaned at the age of six weeks. One object in getting rid of the milk diet at an early age is that stomach worms, which exist in nearly all puppies, seem to thrive on it. As the nature of the stomach changes, so also must the food. Well boiled meat and vegetables of all kinds, except potatoes (which are the hardest for a dog to digest), should be gradually introduced into the diet, and this mixed diet is the very best that can be fed during the life of the animal. The ob-

ject in giving a variety of food is that all parts of the animal may be nourished. The old idea that feeding meat to a puppy will cause distemper, mange, fits, etc., has long since been exploded. The dog is a carnivorous animal, meat being his natural diet, but when kept as a pet and getting but little exercise, the cooling effect of vegetables is necessary to counteract the over-stimulating effect of excessive meat diet. Dogs when at work in the field (pointers, setters, spaniels or hounds) cannot be fed too strongly on meats. For three months after a puppy is weaned he should be fed four times a day, and should never be allowed to gorge himself until his belly is distended like an inflated balloon, as it taxes the digestion, besides giving too much weight for the legs to support, causing rickets (crooked legs). After he has attained the age of five or six months, three times a day is frequent enough to feed, giving the principal meal in the evening, as digestion goes on much better when the animal is at rest.

The custom of feeding but once a day is the habit at many large kennels, but I consider twice a day much preferable, for not only is twenty-four hours too long for the stomach to go without food, but the animal so fed will bolt his food without properly masticating it, which is productive of indigestion. At my own kennels the food was prepared fresh daily. Beef heads, neck, flanks and bones were put in a large pot and thoroughly boiled, the bones then taken out and a quantity of vegetables added, all of which were boiled to shreds. If no rice was used the stew was thickened with stale bread or toast which can be broken up and added to the food. When done, after cooling, each dog was given two or three times a week, a large bone. This keeps the teeth clean and the small particles gnawed off contribute towards supplying nutrition to the animal's bone structures. During the hunting season, dogs at work had in addition a liberal allowance of raw meat. This I consider the most approved mode of feeding, from the fact that the dogs get a variety of fresh, nutritious diet which is quite as important to the health of the dog as to that of a man. Small bones which are inclined to splinter should never be allowed, as they are liable to cause trouble either by lacerating or puncturing the stomach or intestines.

DISTEMPER



Whippet

by death is comparatively small when proper treatment and attention are employed. In early days, those dogs that were fortunate enough to survive this disease did so merely through strength of constitution, and not from the assistance of any remedial agent, as utter ignorance of the subject then prevailed. The disease doubtless then appeared in a much milder form than that with which our present highly bred animals are afflicted.

Owing to more or less inbreeding that has been indulged in to intensify certain forms and characteristics in dogs of most all breeds, constitution has to some extent been sacrificed. Animals bred in this way are in consequence less able to resist or combat disease than those with less pretentious claims to family distinction.

Causes.—Bad sanitary conditions, crowded or poorly drained kennels, exposure to dampness, insufficient or over feeding, improper diet, lack of fresh air and exercise, all conduce to the development of distemper. It is contagious, infectious, and will frequently appear spontaneously without any apparent cause in certain localities, assuming an epidemic form. Age is no exemption from distemper, though it more frequently attacks young animals than adults. Very few dogs pass through life without having it at some period. Many people are of the belief that their dogs have contracted distemper while being exhibited at bench shows. This is doubtless the case in many instances, where the same benching is used at more than one show, for, if distemper develops

at the first place the benching is used, it will become infected and carry the disease to other shows unless it be thoroughly disinfected before being used the second time. The exhibition of a young dog for the first time is a great strain on his nervous system, which doubtless tends toward the development of this much dreaded disease.

If any dog having attained the age of one year in vigorous health is then attacked with distemper, I know of no reason why he should not recover, providing the proper methods are employed, though occasionally a case occurs in which numerous complications arise, such as inflammation of the bowels, fits, chorea, paralysis, jaundice, pneumonia or broncho-pneumonia, that will resist all the science of the veterinary profession. As a matter of economy, I would suggest to dog owners, especially those intending to have their puppies field broken, to subject them at the age of one year, if in robust health, to the contagion of distempered animals, with the object of their contracting the disease with a fair chance of recovery. If they come through all right they may then be broken. To have a dog die of distemper after having expended from \$100 to \$200 on his education is, to say the least, disappointing. Again, a dog's sense of smell is sometimes so seriously impaired by the disease as to render him permanently useless in the field.

Symptoms.—In early stages, dullness, loss of appetite sneezing, chills, fever, undue moisture of the nose, congestion of the eyes, nausea, a gagging cough accompanied by the act of vomiting, though rarely anything is voided (if anything, it will be a little mucus), thirst, a desire to lie in a warm place, and rapid emaciation. This is quickly followed by muco-purulent discharge from the eyes and nose; later, perhaps ulceration of either eyes or eyelids. Labored respiration, constipation or obstinate diarrhoea, usually the latter, which frequently runs into inflammation of the bowels. Inflammation of the mucous membrane of the entire alimentary canal exists, all the organs becoming in time more or less effected. A pustulous eruption on the skin is by some authors considered a favorable symptom, but to me it is an evidence of a vitiated condition of the blood. In some cases many of the above symptoms will be absent, the bowels being the first parts attacked.

The following, which sometimes, but not necessarily, occur with distemper, I classify as complications, viz: Fits, Chorea, Paralysis, Pneumonia or Broncho-Pneumonia, Jaundice, and Inflammation of the Bowels, all of which will require treatment independent of any one remedy that may be given.

Distemper Fits differ from ordinary epilepsy inasmuch as the animal does not rush about violently, but will lie prostrate upon one side, champing the jaws and frothing slightly from the mouth, the duration of which is indefinite—perhaps lasting for hours. This I consider the worst feature in distempers. In ordinary epilepsy, the attack usually subsides in from 10 to 20 minutes. The latter will be more thoroughly entered into later on under the heading of Fits.

Chorea makes itself apparent by a constant twitching of the muscles. It may be local or general and usually yields to treatment if given at the start, but when of long standing it is almost useless to attempt to do anything for it. I have known bitches so afflicted to recover on being bred, the trouble disappearing entirely.

Paralysis in distemper is usually only partial, affecting the spine and hind quarters, causing loss of power, inability to rise, etc. It will first be observed by an uncertain wavering gait behind.

In **Pneumonia** the respiration is quick and oppressed, the abdominal muscles being employed in the act. An occasional cough, not violent, a frothy expectoration, either white or of a rusty color. If the ear is placed against the side over the region of the lungs a cracking sound or crepitation may be detected. In broncho-pneumonia the mucus rattle will be observed.

Jaundice will be marked by the following symptoms, viz.: uneasiness while sleeping, loss of appetite, thirst, the foeces dark and thin at first, later on dry and grayish in color, colicky pains, and membranes of the eyes and mouth, also the urine of a deep yellow shade.

Inflammation of the Bowels is indicated by extreme thirst, tenderness of the abdomen, colicky pains, mucoid and bloody discharges from the bowels.

Treatment—The animal should be placed in warm, dry quarters, and hygienic conditions strictly observed. There should be sufficient ventilation without draughts.

With puppies I would advise at the start giving **Glover's Vermifuge**, as nearly all have worms, which add greatly to the irritation of stomach, bowels and nervous system, present in distemper.

The bedding should be changed daily and the apartment disinfected twice a week.

Feed frequently on easily digested, nutritious diet, such as beef tea or mutton broth, thickened with rice. Let all food be slightly cool, and keep fresh cold water at all times within reach of the animal. If constipation be present, give warm water and glycerine enemas, and an occasional dose of castor oil if necessary. Should the bowels become too much relaxed, with any tendency to inflammation, feed entirely upon farinaceous food, such as rice, arrow-root, farina or corn starch with well boiled milk, as even beef tea is somewhat of an irritant to the stomach and bowels. In case of persistent **Diarrhoea** with possibly blood and mucus in the movements, with frequent desire to relieve the bowels, accompanied by straining, but a few drops being passed at a time, give **Glover's Diarrhoea Medicine** which will allay irritation, heal and tone the bowels to a normal condition. When symptoms of distemper first appear **Glover's Distemper Medicine** should be given and persisted in for several days after all symptoms have disappeared, to insure perfect recovery. An animal may have so far recovered that the owner considers it unnecessary to give further medicine, the suspension of which will often result in a relapse, recovery from which is uncertain. In the treatment of distemper, one great object is to keep up the general strength, so in case of extreme debility a little whiskey in milk or water may be allowed.

The eyes should be bathed with warm water two or three times a day to keep them free from mucus; it will besides help to keep down inflammation. Should film form over the eyes or ulceration of the eyes or eyelids occur **Glover's Eye Lotion** may be used

with benefit. If at any time the accumulation of mucus in the air passage should be so great as to interfere with breathing, steaming the head will soften, detach and cause it to flow freely, thus giving relief, or in very urgent cases, if the animal is comparatively strong, a mild emetic may be administered.

Should **Fits** occur, place the dog in a dark, quiet place and administer **Glover's Fit Medicine** every half hour until the animal is quite composed and sleeps. In **Chorea** feed exclusively on scraped raw beef, keep quiet and give **Glover's Condition Pills**. The same treatment applies to **Paralysis**, with the addition of applying **Glover's Liniment** night and morning the entire length of the back, rubbing well in till blister is produced. Electricity may also be used with benefit.

In **Pneumonia**, put the animal in warm dry quarters, give **Glover's Cough Mixture**, which acts directly on the pulmonary organs, also **Glover's Condition Pills**.

In **Jaundice**, give **Glover's Liver Pills** every two hours till purged, then twice daily, and apply mustard plaster over the region of the liver.

COPYRIGHT BY
UNDERWOOD & UNDERWOOD, N. Y.



Pekingese Spaniel



COPYRIGHT BY
UNDERWOOD & UNDERWOOD, N. Y.

Pomeranian

10

MANGE



Irish Terrier

The term mange as applied to animals is identical with itch in the human race, in both of which parasitic life exists in the skin, and is purely a cutaneous disease.

The dog is afflicted with two varieties, namely, *Sarcoptes Canis* (Sarcoptic Mange) and *Acarus Folliculorum* (Follicular Mange), which are frequently transmitted to other animals, and in several instances I have known it to be transmitted from dogs to humans, though it is quite unusual. Aside from these there are numerous skin diseases the dog is subject to that are too often confounded with true mange.

Eczema Rubrum, vulgarly called *Red Mange*, Erythema Dermatitis or Surfeit, Psoriasis, Pityriasis, Erysipelas, etc., all of which are pronounced mange by the pretended knowing ones, are not due to the presence of a parasite, but arise from other causes, viz., too much meat or cornmeal diet with insufficient exercise, deranged condition of the digestive apparatus, worms, teething, sudden cooling of the body when heated, debilitating affections, injudicious use of mercurial preparations, local irritations, fleas, etc., and it is frequently necessary to make a microscopic examination to determine positively what the actual trouble is.

It is usually the case that when a person has a sick animal gratuitous advice is freely offered, which is almost invariably bad, and almost all coachmen assume to be veterinary surgeons. To illustrate the latter, Mrs. Jones' little dog is afflicted with one of the many varieties of skin diseases. Mrs. Smith's coachman sees it, and at once pronounces it mange, saying that he will take it to his stable and cure it for a consideration. Mrs. Jones consents to being separated from her pet, with the assurance that it will only be for a short time. The coachman has some antiquated ideas of a mange wash, which is persistently applied, but without benefit. Other washes are then resorted to with like result, and

the coachman cannot understand why a local application will not cure a disease that requires constitutional treatment. The dog, after having been kept for an indefinite time, is finally returned to its mistress, probably in worse condition than when she parted with it. Mrs. Jones now being actually frightened about her pet decides to consult someone qualified to treat him intelligently.

Sarcoptic Mange may be recognized by the following symptoms, viz.: intense itching, small red points appearing on the skin, which quickly develop into pustules, exuding a fluid which forms scabs. When from scratching or in other ways the scabs are removed, the hair will accompany them, leaving the parts nude. The parasite usually first attacks the skin where most exposed from shortness or absence of hair; under the shoulders and thighs, about the hock joints, the feet and eyes, are favorite places. It is not long confined to these localities, but rapidly spreads until the entire body is covered, unless checked by some application that will effectually destroy the parasites.

Follicular Mange though not causing the same amount of itching, is accompanied by a fetid body smell, the pustules sometimes discharging. The hair will be felt standing firmly in places, while other parts may never again be as full in coat, owing to the hair follicles being destroyed by the parasites. Though this form of mange is not so annoying to the animal as the first-named variety, it does not yield as readily to treatment as Sarcoptic Mange, owing to the parasite being more deeply seated. For the same reason it is not so easily transmitted.

Treatment.— Many preparations are used in the treatment of mange into which enter largely different forms of mercury, such as corrosive sublimate, red or white precipitate, or the ordinary mercurial ointment. The great objections to their use are that they are rapidly absorbed and are productive of a form of eczema, termed Eczema Hydrargyria, or may cause mercurial poisoning, besides rendering the animal particularly susceptible to colds and rheumatism. Again, it is necessary to keep the animal muzzled during their use to prevent his licking the poison, and the muzzle to some dogs is simply torture. Carbolic acid has also been recommended, but if used sufficiently strong to kill the parasites will

destroy the hair follicles. It is therefore desirable that something should be used that is harmless and at the same time effective. **Glover's Mange Medicine** is a positive medicine for any and all cases of true mange, effectually destroying the parasites, and contains no poison of any nature. It is so perfectly harmless that it might be given internally without any bad results. It would merely purge the bowels and have a beneficial effect on the blood.

It should be thoroughly applied over the entire body, rubbing it well into the skin and allowing it to remain on. Should a second application be necessary, it may be made three days later. Usually one or two applications are sufficient to effect a radical cure. Any case of skin trouble that it fails to effectually cure may positively be determined as not a true mange. And although the Mange Medicine will usually correct all external troubles arising from causes heretofore mentioned, the animal may continue to break out, in which case some form of eczema exists. (See Eczema.)

As a kennel will become infected in time from keeping a mangy animal in it, after applying **Mange Medicine** the kennel should be thoroughly disinfected, otherwise there is fear of the animal retaking the disease. The better plan is to remove the animal to new quarters. Mange Medicine is not recommended for cats.

Office of Menagerie, Central Park, N. Y.

MR. H. CLAY GLOVER:

Dear Sir:—I take pleasure in giving my endorsement to your MANGE MEDICINE, having used it on camels, llamas, cattle and African wart hogs with perfect success. Would recommend it as a speedy cure for skin diseases. Respectfully yours,

W. A. CONKLIN, V. S. Director.

H. C. GLOVER, ESQ.:

Dear Sir:—Your IMPERIAL MANGE MEDICINE is the best I ever saw or used. I have had spaniels very bad with mange, and your medicine completely restored them; in fact, in a month the hair was as long as ever it was. I recommend it to any one having dogs afflicted this way.

T. A. STEPHEN,
Federal Bank, London, Ont.

ECZEMA



Japanese Spaniel

This is a term which is a mantle covering a great variety of skin diseases, the most prevalent of which is *Red Mange* (Eczema rubrum), a condition due to a disordered state of the blood, most frequently from an excessive amount of diet of a stimulating character and lack of exercise. Another form, also arising from the same cause, will appear very suddenly, the animal gnawing himself, causing a patch or patches to appear entirely denuded of hair and leaving a raw, greasy looking surface. I have seen dogs taken from their crates at dog shows in this condition, others developing it on the bench, which I attribute to high feeding in their preparation for shows and confinement in a warmly heated atmosphere. Still another variety is a pustulous eruption, the pustules attaining the size of small abscesses. Impoverished blood is the cause of this form. I frequently see advertised "Eczema Lotions" guaranteed to cure eczema, which is simply nonsense, as no local application will cure a disease requiring constitutional treatment.

Treatment.—In the first and second cases diet of a cooling character should be given, such as well boiled green vegetables, allowing therewith sufficient soup or gravy to make them attractive and palatable. *Glover's Compound Sulphur Tablets* are here indicated, as they have a direct alterative effect on the blood and skin. Fowler's Solution of Arsenic is largely used in these cases, but, as it is so extremely slow in its action, besides being an irritant to the stomach, I consider it a very unsatisfactory drug to use. In the last mentioned form, if from *Indigestion* or non-assimilation, I advise a diet of scraped raw beef, each meal being followed by *Glover's Digestive Pills*, in addition to which, if the visible membranes appear pallid or appetite is poor, *Glover's Condition Pills* should be given.

Glover's Mange Medicine will also be found of benefit in allaying the extreme irritation present in these cases and acting antiseptically to any raw surfaces.

WORMS



Poodle

Worms without doubt cause the death, in various ways, of more puppies, and are more to be guarded against than other diseases, from the fact that they may be destroying life when their presence is not suspected, except to those who are quite familiar with the symptoms. In discussing the subject of these internal parasites I will merely touch upon those with which dogs are most commonly affected. Foremost is the round worm, which inhabits the stomach and small intestines. They are of about the diameter of vermicelli, of a waxy color, from two to four inches in length, and pointed at each extremity. They will sometimes pass with the faeces or may be vomited up, though their presence may not be made known in either way.

Of all varieties the *Round Worm* is to be most feared and is more fatal to the lives of puppies and young dogs than adults, though the latter are frequently troubled with them. They cause great irritation of the stomach and intestines, giving rise to fits, indigestion and obstinate diarrhoea, and are often present in such quantities as to cause obstruction of the bowels.

The *Maw Worm* is of slightly pinkish color, from half an inch to one inch in length; is located in the rectum, and though not dangerous causes much irritation, and is a source of great annoyance. It will sometimes produce partial paralysis in puppies, the paralysis disappearing after the worms are expelled. This worm is spoken of by some authors as being a segment of the tape worm. I have frequently found it present when there was no evidence of the existence of tape worm. They are passed adhering to the faeces, and are often seen sticking to the hair about the anus.

Symptoms.—Restlessness, disturbed slumber, cough, unpleasant breath, nausea, colicky pains, irregularity of the bowels, persistent

diarrhoea, mucus passed with or following an action of the bowels, caked nose, perverted appetite, the animal swallowing foreign substances, such as ashes, coal, straw, bits of wood, etc. Pallid visible membranes, especially in puppies, and a bloated appearance of the abdomen while thin elsewhere. Harsh, staring condition of the coat, dragging the hind part on the ground in a sitting position, all indicate the existence of some variety of worms.

Treatment.—Among the old-fashioned remedies for worms are powdered glass, tin filings, turpentine and Areca nut, all of which are extremely irritating to the mucous membrane lining the stomach and intestines. The most dangerous of these is Areca nut, which I have known to kill so many dogs that I am greatly opposed to its use. If fresh ground, I believe it will produce gastro-enteritis (inflammation of stomach and bowels); if stale it is quite inert.

As little or no action is derived from the use of vermifuge when there is food in the stomach, the animal should be fasted for at least twelve hours before administering it, and not fed sooner than two hours after. The advantages that I claim for **Glover's Vermifuge** over all others are, that while being equally efficacious, it is perfectly harmless to use, that it does not irritate the alimentary tract, but allays any irritation having been caused by worms, and that it does not need to be followed by a purgative, as is the case with others. As nine-tenths of all puppies have worms when born, I have always made it a rule to give those of my breeding some **Vermifuge** as soon as weaned, or even before, if I considered the case urgent. My idea is to get rid of the worms before they have done damage. For dogs with delicate stomachs I make a **Worm Capsule**.

For **Tape-Worm** I have, after long experimentation, succeeded in producing a capsule which is being used with the greatest satisfaction. Its merits consist of its harmless character and effectiveness in eradicating this most obstinate variety of worms. **Directions** for the use of **Glover's Tape-Worm Capsules** will be found in each package.

For **Maw Worm** I would advise my **Worm Capsules** or


Tape-Worm Capsules according to age of dog, on a very empty stomach, and if bowels do not move within two hours after administering Capsules, give Enema of one goblet of tepid water in which a teaspoonful of common table salt has been mixed. This Enema will cause a good passage without exciting the stomach and tend to expel these small worms which inhabit the lower intestines and rectum and are very often segments of a specie of tape worm.

COPYRIGHT BY
UNDERWOOD & UNDERWOOD, N. Y.



English Bull Dog

ENLARGED GLANDS



Dachshund

These are of frequent occurrence in the dog, particularly those glands of the neck known as the *Thyroid Glands*, producing *Goitre (Bronchocele)*. This makes itself evident by an enlargement on the front part of the neck on the trachea (windpipe) varying from the size of a hazelnut to that of a hen's egg, causing pressure on the trachea oesophagus, thereby interrupting breathing and swallowing to the inconvenience of the animal so affected. This condition may exist for an indefinite period, perhaps for years. If it appears suddenly there is a probability of absorption or suppuration taking place; if of long standing operation is the only remedy.

Causation.—Injuries, bites from other animals, colds or anaemia. Interbreeding I think is to some extent also responsible for this condition.

Treatment.—Feed on soft diet, give *Glover's Blood Purifier* and apply *Glover's Liniment* night and morning, thus stimulating the lymphatics and causing absorption. Should suppuration occur, the surgeon's knife should be called into requisition in order to give escape to the fluid, the wound being kept open and antiseptically cleansed until it assumes a healthy disposition.

932 Lopez St., New Orleans, La.

DR. H. CLAY GLOVER:

Dear Sir:—For some time past I have used your MEDICINES and cheerfully state when used according to directions that they have proved all they are recommended to be. I have performed some wonderful cures with same, as I have had occasion to use most of your MEDICINES; they work like magic, and I take great pleasure in recommending them to anyone having dogs. Please add this to your list of well-deserved testimonials.

I remain, yours truly,

LOUIS BARECHEZ.

FITS



**Black and Tan
Terrier**

The dog is perhaps more subject to fits, or more properly epilepsy, than any other of the domestic animals, owing to his high development of brain and nervous system. Young animals are much more frequently its subjects than adults, as it is generally associated with puppy troubles, though dogs of mature age are occasionally so afflicted.

No premonitory symptoms are evinced in epilepsy except perhaps a slight quivering of the muscles for a few seconds before the animal falls upon its side, losing consciousness, the limbs working violently, eyes set and froth issuing from the mouth. This condition usually lasts from ten to twenty minutes, or may be prolonged indefinitely, one attack following another in rapid succession, the latter usually occurring in distemper, resulting in death if not controlled. Upon an ordinary fit subsiding, consciousness or only partial consciousness will return. If the former, the animal will lie quietly for some time seemingly exhausted, or a comatose condition may exist for some minutes. If only partially conscious after an attack the animal will run off in any direction for a mile or two, and when recovered will be found in some dark, out of the way place. In other cases the first symptoms may be absent, the animal on being attacked rushing away wildly, yelping as if in pain, running against objects as if partially blind, and perhaps snapping viciously. Many dogs are destroyed when in this condition, particularly if on a public thoroughfare, as the cry "mad dog" is at once raised; whereas all the poor animal requires is a little medicine and attention to restore him to his normal condition.

Causes.—Nervous excitement, worms, indigestion, protracted constipation, over heating, violent exercise after feeding, injuries about the head, irritation incident to getting the second teeth, and in bitches having suckling puppies, their abilities being overtaxed.

Parturient apoplexy is liable to occur and must not be mistaken for epilepsy.

Treatment.—To successfully treat fits it is necessary to ascertain and remove the cause. If from worms, and it is safe to say all puppies have them, *Glover's Vermifuge* should be administered. If from teething, as soon as the milk teeth are loose they should be removed, and the gums, if inflamed, lanced where the second teeth are endeavoring to force their way through. Bones should also be allowed to bite on.

If from *Indigestion* or from any derangement of the gastric juices, the diet should consist for a time entirely of raw meat, chopped fine, *Glover's Digestive Pills* given, and the drinking water made one-thirtieth part of lime-water.


If from *Constipation* administer at once an enema of warm water and glycerine, and give *Glover's Liver Pills* for two or three nights successively.

If from nervous excitement, remove to a dark, quiet place, and follow these directions, which are applicable during an attack of epilepsy from any cause, viz., apply ice cold water to the head, keeping the body warm, and give *Glover's Fit Medicine* every hour until the animal is quite composed. If on the following day, or at any time, any unusual excitement is observed, a dose of the Medicine will prevent an attack.

Animals subject to *Epilepsy* should never be allowed violent exercise immediately after feeding, but kept as quiet as possible for several hours. Feed no hot food, sweets or pastries, all of which tend to disorder the stomach, producing indigestion, which gives rise to fits.

Puppies or young dogs when first taken into the street or field are extremely liable to fits, as new sights and noises will excite the nervous system: it is therefore best to gradually accustom them to these experiences.

MOSHOLU BLINK
OWNED BY
MRS. M. C. McGLONE



Boston Terrier
21

CANKER OF THE EAR INTERNAL



Mastiff

This disease consists of ulcerous sores forming on the inside of the ears, which, if neglected, will, after eating through the cartilage, attack the bone, producing abscesses in the head and total deafness. It is the cause of great pain and annoyance, and should be treated on first symptoms appearing, when it may be readily cured, whereas, if allowed to run on indefinitely, as is frequently the case, it is very obstinate. I find it much more prevalent in long-eared dogs than those of the small-eared varieties, doubtless due to the fact that a large ear, besides retaining more heat in the head than the small one, also helps to hide from a careless owner the accumulations of dirt that is certain to occur when the ears are not properly looked after and cleansed. Frequently associated with *Internal Canker* is *External Canker*, an ulcerous sore forming on the edge of the ear, caused by constant shaking of the head, which gradually eats into the leather (or flap of the ear).

External Canker may also originate from the ears being torn or scratched with briars, and will then exist independent of internal canker, but when the former is observed the latter should always be suspected and the ears thoroughly examined to ascertain if there be any internal trouble.

Causes.—Exposure to cold, being a great deal in the water, injuries due to a blow or a kick, neglecting to keep the ears clean, are all assigned as causes productive of internal canker. They may help towards its development, but I believe the origin of the trouble is an inflammatory condition of the blood, which exhibits itself in the form of internal canker on slight provocation. The fact of its frequently being associated with skin diseases is further evidence of its origin in the blood. Too much meat or corn meal feeding will produce an inflammatory condition of the blood. Let me here say that for years I have been opposed to

the use of corn meal, it being so heating in its character. Any other cereal is preferable. A coarse grade of wheat flour or rice is particularly nice. A vitiated condition of the blood, rendered so by some debilitating affection, will cause a pustulous eruption of the skin and internal canker.

Symptoms.—A red and inflamed appearance of the ears, which have a heated feeling to the touch. Violent shaking of the head, scratching of the base of the ear, often accompanied by whining or cries of pain, pressing the ear to the ground, tenderness on manipulation, a dark brown discharge, sometimes containing blood and pus and having an unpleasant odor. If the ear is thoroughly cleansed, small bright red spots will be observed.

Treatment.—If the animal is in high condition a sharp purgative should be given. *Glover's Liver Pills* will effect the purpose. Increase the amount of exercise and restrict the diet to well boiled vegetables, cabbage, turnips, carrots, onions, etc. The ears should be thoroughly cleansed at least once a day, using warm water, adding ten drops of carbolic acid to the quart. Castile soap and a fine sponge or syringe will be necessary to remove all the discharge from the inside of the ears. If the syringe is employed gentleness in its use should be observed. As a local application *Glover's Canker Wash* should be used night and morning, warming it slightly to prevent any shock to the ear, which is now particularly sensitive. If the trouble does not yield to this treatment as rapidly as desired, it would be well to give *Glover's Blood Purifier* internally. Old cases require persistent treatment. Should the trouble arise from impoverished condition of the blood, dress the ears as heretofore directed, feed liberally and give *Glover's Tonic or Condition Pills* internally. In case of external canker, touch the sore every day with tincture muriate of iron, and apply iodoform ointment two or three times a day. Remove the collar and oblige the animal to wear a thin muslin cap to prevent his shaking his ears.

INDIGESTION IN DOGS



Greyhound

This is a subject that has been touched upon but lightly by other writers, and, as it is trouble of such frequent occurrence, a few lines on the subject, I think, will be of value to dog owners. Many people are of the opinion that a dog can digest old boots, tin cans, etc., but such is far from being the case. A dog's digestive organs are a very delicate piece of mechanism, requiring judgment and care to keep in order, particularly those kept in confinement. The prevailing causes are improper or irregular feeding and large meals after long fasting. The animal, being very hungry, will bolt his food, giving rise to indigestion. Lack of exercise is also a factor in producing this trouble.

Symptoms.—Frequent vomiting, deranged condition of the bowels, constipation sometimes prevailing; at other times diarrhoea, vertigo, nervousness or stretching, the animal frequently assuming the following positions; front paws extended with head placed on the ground between them; while standing erect on hind legs, with back arched and belly tucked up; at other times lying flat with abdomen pressed to the ground; swallowing foreign substances, such as ashes, straw, sticks or grass, all of which increase the trouble. This the animal doubtless does owing to the uncomfortable feeling in the stomach, which he hopes to allay or relieve. How frequently have you noticed a dog eating grass, but have you ever stopped to think why he does so? He does it with the object of relieving the stomach, the grass acting as an emetic and mild purge. Of course, after the stomach is relieved of food, the indigestion is temporarily better, as there is then no food in the stomach to give it work which it cannot perform. When a dog's digestion is in perfect order he has no craving or appetite for such matter, the bowels move regularly, the faeces normal, and the food properly assimilated.


An acute attack is frequently accompanied by convulsions; when such occur, your neighbor, who has probably at some time owned a dog, advises giving your dog salt, but, if asked why, he is unable to explain. The reason is simply that the salt acts as an emetic, and as previously mentioned in reference to grass eating, the stomach is relieved, and the dog returns to consciousness.

Eczema is also a frequent symptom, and let me state right here that I find more cases of eczematous eruptions arising from a disordered condition of the digestion than any other cause. Doubtless many who will read this will recognize the fact that at some time some certain dog has had some obstinate skin trouble, all kinds of which are by the layman diagnosed as "mange," and that, after trying various mange remedies, to which the trouble has not yielded, the blood has then been treated with no better results. Having so many cases of indigestion in my daily practice, and being so frequently consulted by letter, it became imperative that I should put a medicine in the market for this ailment which dog owners could avail themselves of without the necessity of consulting me. This I have done in the form of a pill.

To any who have, or may have in the future, indigestion cases, let me advise the following treatment, viz.: Feed rather sparingly three times a day on raw scraped beef, this being the most readily accepted and most easily digested of all foods when the digestion is disordered, allowing no other diet, and giving immediately after each meal one of **Glover's Digestive Pills**. Add to the drinking water lime-water in the proportion of 1 to 30.

By following this treatment as laid down many cases of eczema will disappear. Some, probably, may be accelerated by the use of a skin lotion in conjunction. Eczema in these instances is merely a symptom appearing in evidence of disordered digestion. Indigestion may be considered as a mild form of gastritis, which, if not corrected, will be followed by true gastritis, the stomach then being in such condition that nothing is retained, even water being returned immediately after drinking. This will be accompanied by fever, colic, emaciation, and only too often followed by death.

RHEUMATISM



English Setter

cess of acid there would be no rheumatism, though I concede that damp kennels, lying upon the earth, going into water when heated, etc., all tend to its development, the latter often producing an acute attack. Changes in the weather also have their effect. The parts of a dog most usually affected are the shoulders, the animal then moving like a foundered horse. This is generally termed kennel lameness. I have had many cases where the trouble was located in the muscles of the back, and sometimes in the abdominal muscles. It rarely attacks the joints.

Treatment.—Place the animal in warm, dry quarters, and move the bowels thoroughly, saline aperients being especially indicated in this trouble. Salicylic acid, Colchicum, Iodide of Potash, Rhus Tox and Guaiacum are the usual remedies employed in the treatment of rheumatic troubles, but I would recommend *Glover's Blood Purifier* on account of the prompt alterative effect it has on the blood and in changing the secretions. Lime-water should also be added to the drinking water, and Nitrate of Potash given when fever exists. Give *Glover's Liver Pills* every few days to keep the liver and bowels active. As a local application, nothing can be better than *Glover's Liniment*, which should be rubbed briskly into the affected parts night and morning. Hot fomentations are also serviceable.

Merida, Yucatan, Mexico.

MR. H. CLAY GLOVER, D. V. S.:

My Dear Sir:—Through Messrs. The M. Hartley Co., I have several times bought your dog medicines; lately, your Tonic proved good in saving my valuable bitch in whelp with eleven puppies; she was exhausted, and thinking debility the cause, tried your medicine with success. And oblige yours truly,

J. MARTINEZ H.

OPHTHALMIA



Field Spaniel

Ophthalmia, when first appearing, is a simple inflammation, caused by some foreign matter lodging in the eyes, a blow or scratch, and is frequently present in distemper, skin diseases, or any constitutional derangement.

The eyes are congested, evincing engorgement of the blood vessels, and have a watery appearance the animal winking and showing a strong dislike to light. If the inflammation is not subdued, a whitish film will form over one or both eyes, as the case may be, followed by ulceration. The ulcers at the start have the appearance of slight depressions. After opening a fungus growth will take place.

Treatment.—Remove the animal to a dark place, move the bowels thoroughly, and keep on low, unstimulated diet. Bathe the eyes with water as warm as the animal can stand it for fifteen minutes at a time, several times a day, and use *Glover's Eye Lotion* night and morning. Local bleeding and a seton inserted at the back of the head will also be beneficial.

BLACK TONGUE IN DOGS

(Sore Mouth)



Bulldog


The disease known as Black Tongue doubtless derived its name from the color of the mouth existing during this disease. It being of a very black hue, due to high state of congestion, the tongue, gums and entire mouth sharing therein. This condition is quickly followed by ulceration and sloughing. The throat becomes involved, and the same condition extending to the stomach and intestines.

Black Tongue is comparatively a new disease; the first case was brought to my attention not many years ago. I do not believe that any one knows the cause or origin of it, but I know it to be very fatal if not cured in its early stage—that is, when confined to the mouth—and am of the belief that it is contagious and probably infectious.

It is of much more frequent occurrence in the South than in cooler climates. For the past year I have been experimenting with the object of producing something that would cure this disease, and believe that I have found it. When **Glover's Medicine for Black Tongue** has been used at the beginning of the trouble the result of the treatment has been most satisfactory and gratifying.

Animals when first taken sick should be given a good dose of Castor Oil. Thoroughly disinfect and fumigate quarters. Give whites of raw eggs and **Glover's Digestive Pills** after each meal.

SORE FEET IN DOGS



Dalmatian

This is a trouble with which dogs are much affected, particularly those that are used in Alaska, which is due to long journeys over ice and snow, and to the feet becoming frost-bitten. The feet get greatly inflamed, much swollen and extremely sensitive, which incapacitates them for work. When this condition exists they are necessarily laid up, much to the inconvenience and financial loss of their owners. In other sections where dogs are used in hunting, such as setters, pointers, hounds and spaniels, after a number of days at work on hard ground, their feet will become quite sore. The pads worn down thin, thus depriving the internal structures of the foot the natural protection given them by nature, briar and sand burrs adding their share to the trouble. **Glover's Medicine for Sore Feet** reduces all swelling and inflammation, heals all raw surfaces and hardens the feet. For Foot Eczema my Mange Medicine is recommended instead.

DR. H. CLAY GLOVER:

Golovin, Alaska.

Dear Sir:—I received from Mr. Edward A. Hansen, of Golovin, one bottle of your "Foot Medicine," and wish to say that it is a great medicine for dogs' sore and frozen feet. It certainly heals, hardens and deadens pains in dogs' feet. I am driving from 9 to 11 dogs, and have had none of them laid up on account of sore feet since I got your "Foot Medicine."

Respectfully,

ERIC JOHNSON,

Mail Carrier between Nome and Unalakleet.

FLEAS



Cocker Spaniel

Fleas keep a dog so busily employed scratching and biting himself that he gets but little sleep or rest. Between fleas and scratching much irritation of the skin is produced, which in time assumes an eczematous form.

Besides the annoyance, the coat is gnawed off or torn out by the nails, giving to what has been a beautifully coated animal a ragged, unkempt and unthrifty appearance. Constant vigilance is the price of keeping dogs free of fleas in warm weather, particularly if a number are kenneled together. An animal may be entirely rid of them one day, and have quantities the next, as they do not confine their homes for propagation to the dog's coat, but will breed in bedding, carpets and sand, or the animal may get them from coming in contact with other dogs or cats harboring the ever busy *Pulex irritans* (Flea). In consequence of the rapid increase of these pests in sand, the dogs of California are much troubled with them. I might add the human race as well.

Treatment.—For the destruction of these external parasites all mercurial preparations, though efficacious, should not be used for the reasons given in the treatment of mange. Carbolic soap, or a solution of carbolic acid, is recommended, but I am opposed to its use from the fact that anything containing carbolic acid is injurious to the skin and coat, drying the natural oils, thus rendering them dry and harsh, I use carbolic acid on dogs only as an antiseptic in case of abscesses, ulcers, unhealthy sores, or after operating. *Glover's Mange Medicine* is instant death to fleas, and will at the same time allay all irritation caused by scratching, etc.

If applied once or twice a week and allowed to remain on, fleas will not approach an animal so treated. On house or pet dogs it may be applied and washed off immediately after, and not a flea will be left alive. For toy dogs and those with particularly deli-

cate skins, my *Medicated Soap* should be used, as it contains all the medicinal properties of the mange medicine, but necessarily considerably modified by the body of the soap, which is of the finest palm oil, olive and glycerine, avoiding even the use of alkalies as far as possible, as all alkalies are destructive to the coat, and common soaps are largely made up of them. This Mange Medicine is not recommended for cats.



For more than 46 years Glover's Imperial Medicines have been helping dog owners and dog lovers to care for "man's best friend."

The **MEDICINES** referred to in this work are sold by druggists, bird stores and dealers in sportsmen's goods throughout the world. Should they not have them on hand they will get them for you.

N.B.—These preparations do not represent the fallacious and exploded ideas of twenty years ago, but are evidence of the advancement that has been made in Veterinary Medicine, having received the highest award of the American Institute Fair, New York, after being carefully analyzed by expert chemists.

OWNERS OF DOGS

MAY CONSULT ME
BY MAIL

WITHOUT
COST



WHEN WRITING, PLEASE ANSWER

BRIEFLY FOLLOWING QUESTIONS:

Breed, age and weight of dog?

Condition as to flesh, skin, coat, appetite, digestion, bowels and urinary organs?

Mode of feeding and habits?

If the animal assumes any peculiar positions?

Symptoms and how long affected?

H. CLAY GLOVER, V. S.

127-129 West 24th St.

New York, U. S. A.



*A Clean Healthy Scalp
Insures Vigorous Attractive Hair.*

YOU CAN HAVE THE HAIR YOU ENVY IN OTHERS

Simply help Nature—with the right treatment—to restore your hair and scalp to a normal, healthy condition.

For any unfavorable condition affecting the scalp—dandruff, scales, loss of hair, eczema, itching, sores or parasites—massage scalp gently with Glover's Imperial Mange Medicine every other day, using the tips of the fingers.

Leave it on for half an hour to an hour, then shampoo the hair, using Glover's Imperial Medicated Soap, which contains exclusive mineral properties combined with bland, soothing palm oil, olive oil and glycerine.

You will be amazed and delighted by the results you obtain. With the keenly penetrative quality of its ingredients, Glover's Imperial Mange Medicine quickly works its way deep into the roots of the hair, destroying the dandruff germs, clearing the choked roots and stimulating the oil glands to normal action.

Any tendency to baldness or thinning hair is abruptly checked, and you can trace day by day the fine, soft, abundant, lustrous new growth of hair.

The *clean, antiseptic* odor of Glover's results from the mineral fundamentals which give this wonderful preparation its powerfully penetrative qualities.


A wonderful, convenient hair and scalp treatment for the home. Also used and recommended by barbers and hair dressers everywhere.

Write for completely informative FREE booklet, "Glover's Handbook on the Scalp and Hair."

H. CLAY GLOVER CO., Inc.

127-129 West 24th Street,
NEW YORK CITY

LIBRARY OF CONGRESS



0 002 864 770 0



**GLOVER'S
IMPERIAL
MANGE MEDICINE**

The Great Medicine

*for Scalp Diseases in Humans,
Skin Diseases and Vermin
in Horses, Cattle, Sheep
and Hogs*