


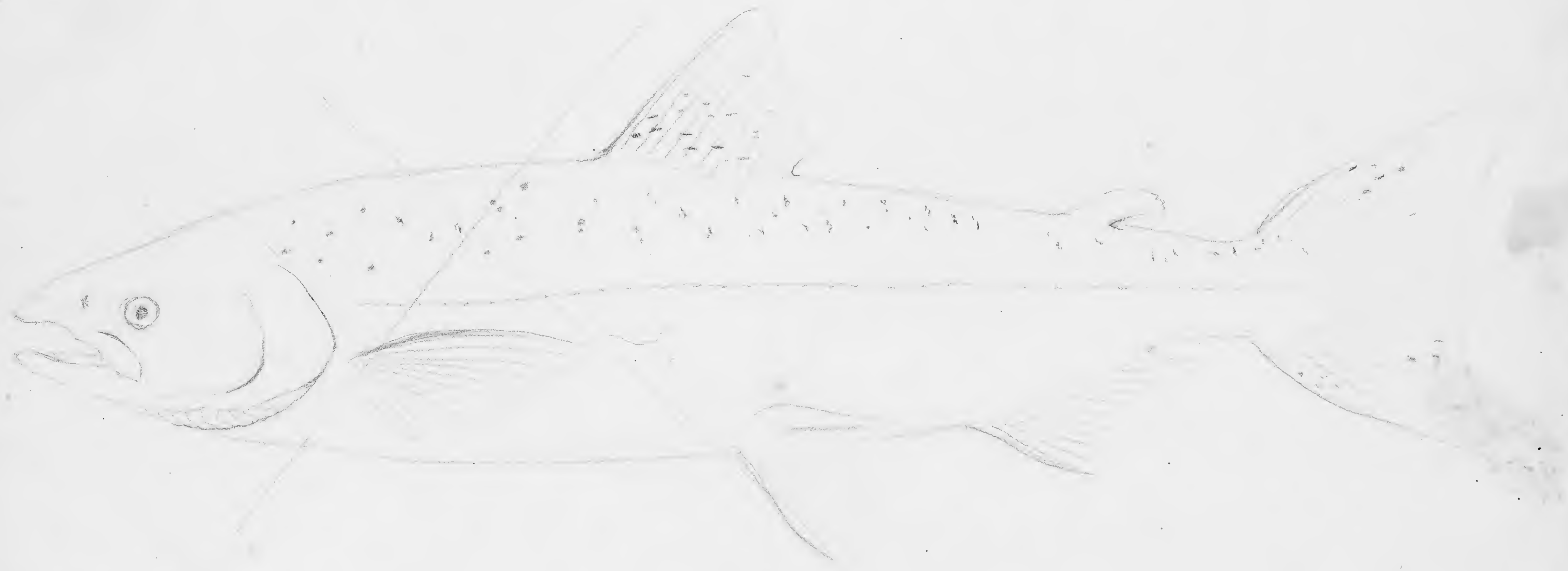
No 7



1878 (Shall 857 7.60.1)

Caught near the falls from below
with a hook. The only one taken
in several days fishing
These are the specimens in the Sp.
The colors above are not quite
brilliant as it was taken in the
afternoon 92

c



Tail small
 Eye large in proportion
 Feet few

Color steel blue, back
 bluish in the sides, belly
 fins brown as well as the
 head brown and silver
 scales few, but very fine

1899

From the Atlantic coast
 in the bay of
 Cape Cod
 taken in the month of August



Section of Scales




Plate 1

Faint handwritten text at the top right of the page.




Faint handwritten notes and descriptions located below the main drawing of the fish.

2 1/2 inch
1 1/2 inch

Nov 1892

Gairdnerii
[894] 892

B



a

Plate 2 *Trurus fish*

This must be
Square tail fish



[Faint handwritten notes]

[Faint handwritten notes]

[Clarkii, Rich]

877 [875]

Cl. 3 arm

[Faint handwritten notes]

[Faint handwritten notes]

[Faint handwritten notes]

Plate 2

B

12

424 5

175

100 feet

184



[577]
 [Salmo clarkii, Rich.]

Clark's Salmon
 2 1/2 inches in length
 2 1/2 inches in depth
 2 1/2 inches in width

Clark's Salmon
 2 1/2 inches

C. S. S. S.

Top of head black
 Body black
 Below is dark blue
 The legs like stem
 belly brown
 The lower part
 top black fine spots
 after part red and gold
 The lower blue and gold
 The part of the tail
 tail black brown
 Spot black blue
 The lower brown
 yellow middle and end
 dorsal like tail
 ventral white brown
 yellow and
 dorsal white



Description of the
 the other kind of Galileo
 taught at the Academy
 Galileo's R.
 Jan 20/40

Plate 2

This silver black dace
a few red streak back edge
corner blue black

Red shaded part bright
blue

182



Silurus [paucidens, Rich.]


Back indigo blue above
Silver on belly slight green
reflexion
Top of head blue black side
head blue green in bronze
Dorsal fin black when shaded
Snout brown when shaded & lighter
when dry to red
Abdomen silver white of brown
ventral part of eye whitest

Ventral fin black white
Anal fin same but
black

Spots on back green caught by the
blue
Caught by the net
at the mouth of the
river


When the fish is
caught by the net
it is very fresh

No Specimen



894] *Morone chrysops* G.

182






Plate 1
to 2000
11-12-1883

Note this Salmon I could not
retain or save the skin - I have
been particular in retaining every
particular

Head
Dorsal fin
Pectoral fin
Ventrals
Anal fin

Dorsal fin
Pectoral fin

Dorsal fin
Pectoral fin

183



Gills
Caudal fin

Dorsal fin
Pectoral fin

Dorsal fin
Pectoral fin

Dorsal fin
Pectoral fin

No. 183

Back edge of scales
Dorsal fin
Pectoral fin
Ventrals
Anal fin
Caudal fin

Head
Dorsal fin
Pectoral fin
Ventrals
Anal fin
Caudal fin

Fall Salmon

51A70W-008657

Aluconobrycon trichomycterus (Müller)

