

S Drawing
639.11 statistics and ...
F2dsg game harvest
1986 statistics

1987 DRAWING STATISTICS


STATE DOCUMENTS COLLECTION

JAN 12 1989

AND

MONTANA STATE LIBRARY
1515 E. 6th AVE.
HELENA, MONTANA 59620

1986 GAME HARVEST STATISTICS



*Montana Department of
Fish, Wildlife & Parks*

1420 East Sixth Avenue, Helena, MT 59620

Montana State Library



3 0864 1006 4675 4

TABLE OF CONTENTS

	PAGE
Special Drawing Trends	1
Drawing Statistics & Maps	
Moose	2 - 4
Sheep	5 - 6
Goat	7 - 8
Elk	9 - 13
Antelope	14 - 16
Deer Map	17
Nonresident Deer A	18
Deer B	19 - 20
Deer Permit	21
Explanation of Harvest Statistics	22
Harvest Statistics	
Moose	23
Sheep	23
Goat	23
Elk	24
Antelope	25
Deer	26
Turkey	27
Archery	28 - 29



DRAWING APPLICATIONS

<u>SPECIES</u>	<u>1983</u>	<u>1984</u>	<u>1985</u>	<u>1986</u>	<u>1987</u>
Antelope	52,749	56,282	58,354	51,604	55,302
Deer A*	4,007	8,501	10,976	6,253	7,396
Deer B	36,542	44,389	50,386	37,266	34,470
Elk Permit	75,486	81,098	87,697	79,310	84,894
Deer Permit	13,395	9,923	0	0	8,312
Moose	21,051	16,109	18,562	17,572	20,371
Sheep	8,170	7,147	8,341	8,628	10,538
Goat	6,856	4,685	5,227	5,182	5,888
TOTAL	<u>218,256</u>	<u>228,134</u>	<u>239,543</u>	<u>205,815</u>	<u>227,171</u>

SUCCESSFUL APPLICANTS

<u>SPECIES</u>	<u>1983</u>	<u>1984</u>	<u>1985</u>	<u>1986</u>	<u>1987</u>
Antelope	32,041	39,080	38,250	39,489	42,801
Deer A*	2,592	4,733	2,500	1,500	2,380
Deer B	28,634	40,757	38,509	21,722	17,294
Elk Permit	16,285	19,260	23,719	21,768	20,970
Deer Permit	2,850	400	0	0	6,547
Moose	581	645	616	672	687
Sheep	1,106	744	562	610	513
Goat	330	351	352	350	313
TOTAL	<u>84,419</u>	<u>105,970</u>	<u>104,508</u>	<u>86,111</u>	<u>91,505</u>

PERCENT SUCCESSFUL

<u>SPECIES</u>	<u>1983</u>	<u>1984</u>	<u>1985</u>	<u>1986</u>	<u>1987</u>
Antelope	61%	69%	65%	77%	77%
Deer A*	65	55	22	24	32
Deer B	78	92	76	58	50
Elk Permit	22	24	27	27	24
Deer Permit	21	4	0	0	78
Moose	3	4	3	4	3
Sheep	14	10	6	7	4
Goat	6	7	6	7	5
TOTAL	<u>39%</u>	<u>46%</u>	<u>43%</u>	<u>42%</u>	<u>40%</u>

*Nonresidents only

202/33



MOOSE HUNTING DISTRICTS



1987 - Drawing Statistics - Moose

District *****	Total Quota *****	Resident		Non-Resident	
		Applicants *****	Successful *****	Applicants *****	Successful *****
100	25	647	25	60	0
101	25	901	25	26	0
102	35	1694	35	57	0
103	5	105	5	1	0
104	5	132	5	1	0
105	15	241	14	7	1
106	15	397	15	5	0
110	20	1120	19	9	1
111	20	861	20	9	0
112	3	85	3	0	0
121	3	109	3	10	0
122	3	97	3	9	0
140	5	110	4	4	1
141	10	193	9	6	1
211	5	171	5	5	0
212	3	73	3	2	0
214	10	472	10	7	0
215	3	148	3	6	0
230	5	213	5	0	0
240	5	97	5	2	0
250	3	85	3	0	0
261	3	40	3	0	0
270	20	1081	19	105	1
292	6	225	6	1	0
300	3	64	3	6	0
30101	5	109	4	21	1
30102	5	63	5	0	0
30201	5	138	5	13	0
30202	5	37	4	3	1
30601	3	88	3	6	0
30602	10	125	10	22	0
30701	2	43	2	1	0
30702	4	37	4	1	0
30801	5	120	5	0	0
30802	10	254	9	22	1
30901	5	120	5	1	0
30902	10	195	9	26	1
31001	10	304	9	11	1
31002	15	478	14	42	1
311	15	286	15	11	0
312	5	106	5	0	0
313	15	224	14	17	1
314	10	136	9	28	1
31501	10	238	10	9	0
31502	5	35	5	0	0

1987 - Drawing Statistics - Moose

District *****	Total Quota *****	Resident		Non-Resident	
		Applicants *****	Successful *****	Applicants *****	Successful *****
31601	5	129	5	6	0
31602	5	24	5	0	0
31701	3	34	3	4	0
31702	4	37	4	0	0
31801	5	63	5	0	0
31802	5	29	5	0	0
31901	5	144	5	0	0
31902	5	88	5	0	0
32101	5	94	5	4	0
32102	7	91	7	0	0
32201	10	309	10	10	0
32202	5	40	5	0	0
32301	10	405	9	41	1
32302	35	449	33	25	2
32401	5	303	5	7	0
32402	5	81	5	0	0
32501	3	46	3	2	0
32502	2	11	2	0	0
32601	10	329	10	32	0
32602	20	191	19	1	1
32701	7	213	7	4	0
32702	10	192	10	2	0
328	2	19	2	14	0
329	3	50	3	5	0
33001	5	443	4	28	1
33002	5	106	5	4	0
331	3	250	3	19	0
333	2	39	2	6	0
33401	5	168	4	18	1
33402	2	12	2	0	0
340	5	149	5	0	0
350	5	135	5	1	0
360	5	64	4	13	1
36101	5	286	4	12	1
36102	20	402	19	28	1
36201	2	48	2	1	0
36202	5	88	5	0	0
380	3	111	3	0	0
415	2	33	2	0	0
435	3	193	3	0	0
512	5	140	5	1	0
513	5	112	5	10	0
514	5	135	5	2	0
515	5	51	5	1	0
516	5	149	5	1	0
TOTALS	687	18,982	665	874	22



BIGHORN SHEEP HUNTING DISTRICTS

TO REPORT VIOLATIONS: **T**URN IN **P**OACHERS
1-800-TIP-MONT (847-6668)
8 a.m. to 5 p.m.

OR

Contact your local
warden or Sheriff's Office,
or call
toll-free 800-332-6117 Day or night

Give a TIP for Montana

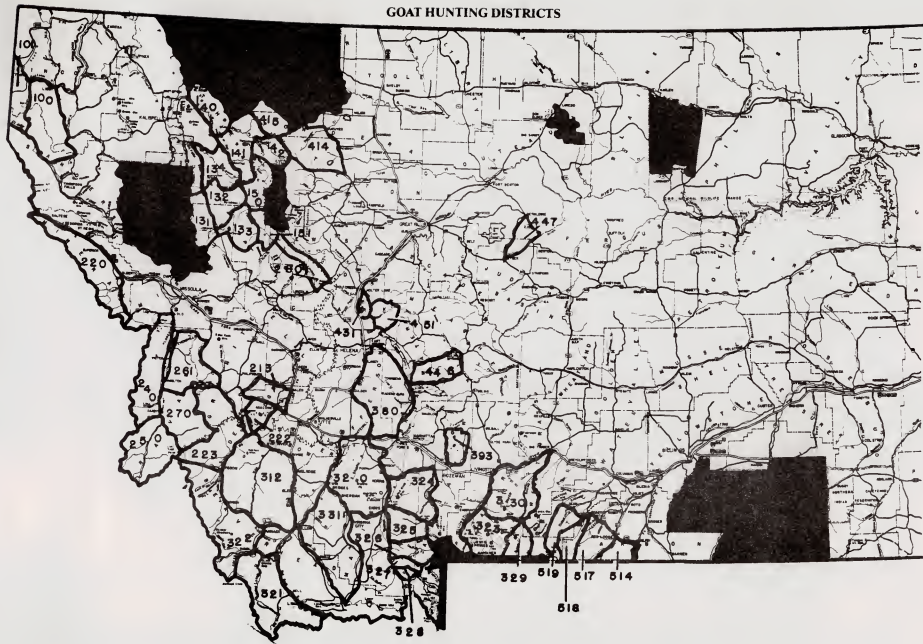


1987 - Drawing Statistics - Sheep

District *****	Total Quota *****	Resident		Non-Resident	
		Applicants *****	Successful *****	Applicants *****	Successful *****
10001	5	339	5	23	0
10002	10	14	10	0	0
12101	15	1199	14	242	1
12102	40	116	40	1	0
12103	15	49	14	5	1
12201	2	87	2	11	0
12202	10	16	10	0	0
12301	5	164	5	8	0
12302	5	5	5	0	0
203	2	232	2	0	0
210	2	80	2	0	0
213	12	1356	11	225	1
21601	8	674	7	110	1
21602	5	20	5	0	0
250	5	113	4	16	1
27001	5	497	5	67	0
27002	5	24	5	0	0
300(unlimited)	55	54	52	3	3
301(unlimited)	110	101	98	12	12
303(unlimited)	19	19	19	0	0
30301	2	100	1	4	1
34001	5	736	5	3	0
34002	10	35	10	1	0
421	5	282	5	3	0
422	5	298	4	53	1
423	5	247	5	28	0
424	5	685	4	45	1
441	6	150	6	2	0
455	3	479	3	2	0
500(unlimited)	17	16	16	1	1
501(unlimited)	60	55	52	8	8
502(unlimited)	45	39	38	7	7
620	3	132	3	0	0
622	2	533	2	2	0
680	2	350	2	5	0
760	3	269	3	0	0
TOTALS	513	9,565	474	887	39

rpt/43'5.wk1\L

GOAT HUNTING DISTRICTS

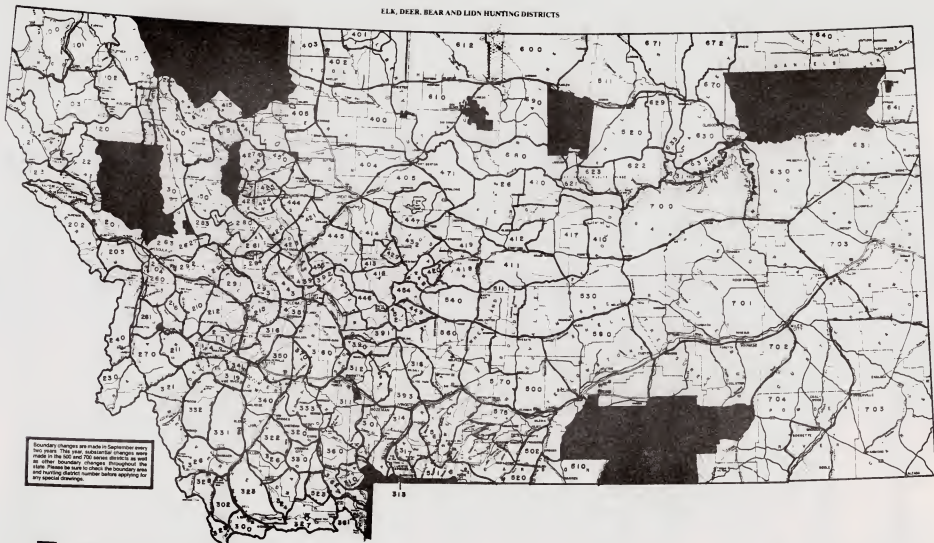


1987 - Drawing Statistics - Goat

District *****	Total Quota *****	Resident		Non-Resident	
		Applicants *****	Successful *****	Applicants *****	Successful *****
100	5	133	4	9	1
101	2	53	2	1	0
131	12	129	12	8	0
132	10	101	9	16	1
133	10	72	9	19	1
134	2	29	2	0	0
140	2	48	2	0	0
141	10	131	9	6	1
142	5	39	5	1	0
150	2	28	2	1	0
151	5	29	4	9	1
213	2	108	2	3	0
220	3	40	3	0	0
222	8	111	8	0	0
223	10	106	9	27	1
240	60	856	54	115	6
250	15	175	14	25	1
261	2	15	2	0	0
270	5	48	5	0	0
280	2	30	2	2	0
312	15	300	15	23	0
320	5	104	5	3	0
321	3	48	3	0	0
322	5	46	5	0	0
323	16	164	15	25	1
325	4	59	4	0	0
326	10	120	10	6	0
327	12	105	11	30	1
328	4	71	3	8	1
329	5	54	5	9	0
330	4	62	4	1	0
331	3	88	2	4	1
380	5	128	5	3	0
393	8	293	8	5	0
414	5	110	5	9	0
415	3	32	3	1	0
431	4	136	4	0	0
446	3	62	3	0	0
447	5	594	5	3	0
451	4	205	4	0	0
514	2	32	2	10	0
517	8	178	8	1	0
518	6	99	6	1	0
519	2	35	2	1	0
TOTALS	313	5406	296	385	17

rpt/43.wk1

ELK, DEER, BEAR AND LYNX HUNTING DISTRICTS



Boundary changes are made in September every two years. This area, indicated in black, was closed in the 1960 and 700 were altered as well as other boundary changes throughout the state. Please be sure to check the boundary area and hunting district number before applying for any special drawings.

CLOSED TO HUNTING FOR BIG GAME
HILL COUNTY PARK CLOSED

1987 DRAWING STATISTICS - ELK

DIST.	TOTAL QUOTA	LANDOWNER APPLICANTS SUCCESS		RESIDENT						NON-RESIDENT						TOTAL SUCCESSFUL
				APPLICANTS			SUCCESSFUL			APPLICANTS			SUCCESSFUL			
				1ST	2ND	3RD	1ST	2ND	3RD	1ST	2ND	3RD	1ST	2ND	3RD	
121	100			1,207	562	357	91	0	0	119	28	30	9	0	0	100
123	75			447	675	337	75	0	0	16	50	18	0	0	0	75
140	100			804	312	411	96	0	0	17	4	25	4	0	0	100
20001	125			473	477	393	113	0	0	62	62	25	12	0	0	125
20002	25			38	145	125	23	0	0	5	15	31	2	0	0	25
201	75			715	476	596	70	0	0	25	17	45	5	0	0	75
20201	200			1,185	958	705	187	0	0	82	57	27	13	0	0	200
20202	75			146	244	201	75	0	0	2	6	17	0	0	0	75
20301	125			584	576	400	125	0	0	4	13	12	0	0	0	125
20302	75			205	324	236	69	0	0	23	6	6	0	0	0	75
204	25			356	352	326	25	0	0	11	7	4	0	0	0	25
21001	250			319	224	181	227	0	0	31	24	11	23	0	0	250
21002	50			189	280	170	46	0	0	11	27	54	4	0	0	50
211	125			337	236	190	115	0	0	31	26	33	10	0	0	125
212	150			544	336	134	139	0	0	55	27	26	11	0	0	150
213	25			106	139	134	25	0	0	4	7	4	0	0	0	25
214	75			192	266	259	72	0	0	8	12	8	3	0	0	75
21501	250			896	424	285	241	0	0	55	18	22	9	0	0	250
21502	50			178	352	181	49	0	0	4	41	3	1	0	0	50
21601	25			66	89	107	23	0	0	6	33	10	2	0	0	25
21602	100			142	169	189	90	0	0	43	18	19	10	0	0	100
21603	25			75	72	45	25	0	0	0	1	4	0	0	0	25
240	175			1,001	844	1,100	168	0	0	44	44	125	7	0	0	175
250	250			813	970	648	230	0	0	80	104	68	20	0	0	250
26101	400			371	564	485	360	0	0	50	77	35	40	0	0	400
26102	75			141	169	138	73	0	0	6	10	9	2	0	0	75
270	750			2,135	1,709	1,111	675	0	0	271	135	89	75	0	0	750
280	100			104	122	95	90	0	0	49	6	5	10	0	0	100
28101	90			525	577	405	86	0	0	30	3	18	4	0	0	90
28102	10			15	91	131	10	0	0	0	55	24	4	0	0	10
282	50			1,184	574	606	48	0	0	39	19	40	2	0	0	50
28301	100			875	781	720	96	0	0	37	43	42	4	0	0	100
28302	25			75	100	83	25	0	0	0	9	1	0	0	0	25
28501	60			247	423	305	56	0	0	18	28	12	4	0	0	60
28502	240			757	628	436	226	0	0	69	34	22	14	0	0	240
290	50			67	66	58	50	0	0	0	0	1	0	0	0	50
29101	175			368	314	259	164	0	0	27	21	18	11	0	0	175
29102	30			114	140	130	30	0	0	8	5	30	0	0	0	30
29201	300			1,189	718	520	290	0	0	37	25	26	10	0	0	300
29202	25			247	296	201	25	0	0	16	1	0	0	0	0	25
293	150			1,256	910	577	137	0	0	75	43	25	13	0	0	150
300	50			124	124	76	45	0	0	47	37	36	5	0	0	50
30101	100			585	486	446	93	0	0	44	35	47	7	0	0	100
30102	50			60	248	148	45	0	0	11	14	7	5	0	0	50
302	50			117	149	136	45	0	0	47	70	56	5	0	0	50
31001	50			84	101	82	45	0	0	13	14	25	5	0	0	50
31002	50			105	106	137	46	0	0	11	8	13	4	0	0	50

1987 DRAWING STATISTICS - ELK

DIST.	TOTAL QUOTA	LANDOWNER		RESIDENT						NON-RESIDENT						TOTAL SUCCESSFUL		
				APPLICANTS	SUCCESS	APPLICANTS			SUCCESSFUL			APPLICANTS			SUCCESSFUL			
						1ST	2ND	3RD	1ST	2ND	3RD	1ST	2ND	3RD	1ST		2ND	3RD
31003	50			546	956	845	45	0	0	92	275	73	5	0	0	50		
31004	500			389	1,267	1,448	389	81	0	22	83	73	22	8	0	500		
31101	100			80	207	154	80	10	0	11	8	12	10	0	100			
31102	125			528	310	278	122	0	0	17	27	15	3	0	125			
312	500			888	646	501	468	0	0	65	67	53	32	0	500			
31301	200			426	643	1,121	180	0	0	68	80	50	20	0	200			
31302	50			3,246	3,448	1,889	45	0	0	443	161	92	5	0	50			
31303	1,800			5,176	3,860	3,282	1,746	0	0	129	162	196	54	0	1,800			
314	1,200			1,563	1,206	1,129	1,080	0	0	345	120	84	120	0	1,200			
315	175			433	296	239	161	0	0	30	27	22	14	0	175			
317	225			270	258	242	203	0	0	56	56	36	22	0	225			
318	250			771	646	533	241	0	0	37	22	32	9	0	250			
319	375			1,349	1,167	853	358	0	0	72	61	44	17	0	375			
320	50			218	299	291	45	0	0	35	40	38	5	0	50			
321	300			676	567	524	270	0	0	95	128	70	30	0	300			
32301	150			302	300	250	135	0	0	60	76	97	15	0	150			
32302	50			93	124	97	45	0	0	14	16	33	5	0	50			
32401	100			724	479	345	90	0	0	164	98	38	10	0	100			
32402	600			1,224	1,065	602	540	0	0	243	167	77	60	0	600			
32403	50			91	162	413	45	0	0	15	27	21	5	0	50			
325	50			190	233	261	45	0	0	18	32	46	5	0	50			
327	300			875	520	415	270	0	0	164	122	87	30	0	300			
328	75			309	233	184	68	0	0	88	60	60	7	0	75			
329	75			292	418	357	68	0	0	77	87	102	7	0	75			
330	200			646	523	363	180	0	0	113	119	98	20	0	200			
331	150			673	671	663	136	0	0	64	91	101	14	0	150			
332	400			1,081	808	669	360	0	0	219	113	74	40	0	400			
333	150			366	300	300	139	0	0	27	11	32	11	0	150			
34001	50			146	227	110	48	0	0	4	18	7	2	0	50			
34002	200			1,012	604	477	190	0	0	59	30	33	10	0	200			
341	125			405	434	390	122	0	0	5	13	10	3	0	125			
350	125			783	752	599	120	0	0	26	29	35	5	0	125			
36001	400			599	457	374	360	0	0	137	90	92	40	0	400			
36003	50			40	202	150	40	9	0	0	7	3	0	1	50			
36004	50			108	174	213	50	0	0	1	3	2	0	0	50			
36101	75			94	118	206	48	0	0	4	5	1	2	0	75			
36102	50			109	127	73	72	0	0	6	10	9	3	0	50			
362	800			40	102	114	40	5	0	22	14	11	5	0	50			
370	125			788	637	596	720	0	0	163	171	94	80	0	800			
38001	150			302	488	348	119	0	0	14	34	11	6	0	125			
38002	50			1,425	1,047	857	145	0	0	56	50	31	5	0	150			
38003	50			114	298	192	49	0	0	1	4	20	1	0	50			
38004	50			81	142	325	49	0	0	1	3	2	1	0	50			
39001	50			215	353	283	45	0	0	59	19	11	5	0	50			
39002	75			146	123	130	46	0	0	8	12	5	4	0	50			
				96	234	171	68	0	0	10	18	10	7	0	75			

1987 DRAWING STATISTICS - ELK

DIST.	TOTAL QUOTA	LANDOWNER		RESIDENT						NON-RESIDENT						TOTAL SUCCESSFUL		
				APPLICANTS	SUCCESS	APPLICANTS			SUCCESSFUL			APPLICANTS			SUCCESSFUL			
						1ST	2ND	3RD	1ST	2ND	3RD	1ST	2ND	3RD	1ST		2ND	3RD
391	125			548	415	388	113	0	0	54	25	22	12	0	0	125		
39201	75			706	402	194	74	0	0	35	11	6	1	0	0	75		
39202	100			170	289	227	100	0	0	0	7	2	0	0	0	100		
393	250			655	636	382	230	0	0	69	59	25	20	0	0	250		
40101	20			832	390	183	20	0	0	10	2	2	0	0	0	20		
40102	30			232	658	209	30	0	0	0	5	0	0	0	0	30		
41001	35			1,803	551	389	52	0	0	203	31	28	3	0	0	35		
41002	35			380	849	288	34	0	0	11	65	14	1	0	0	35		
41101	15			217	185	156	15	0	0	21	20	6	0	0	0	15		
41102	50			151	215	193	46	0	0	12	6	17	4	0	0	50		
41201	5			137	150	150	5	0	0	6	8	9	0	0	0	5		
41202	15			79	148	152	14	0	0	10	6	5	1	0	0	15		
416	250			964	577	483	225	0	0	135	54	48	25	0	0	250		
41801	115			580	668	520	104	0	0	121	68	67	11	0	0	115		
41802	30			130	309	272	29	0	0	16	92	35	1	0	0	30		
41803	115			469	696	698	104	0	0	50	34	41	11	0	0	115		
41804	30			150	312	384	27	0	0	20	26	11	3	0	0	30		
421	50			195	194	139	50	0	0	0	2	0	0	0	0	50		
42501	50			308	289	187	50	0	0	3	5	2	0	0	0	50		
42502	25			139	323	252	25	0	0	5	4	5	0	0	0	25		
426	5			47	52	57	5	0	0	8	2	9	0	0	0	5		
429	30			85	130	157	29	0	0	3	7	24	1	0	0	30		
432	175			437	666	434	158	0	0	56	55	28	17	0	0	175		
435	100			624	427	320	98	0	0	11	5	6	2	0	0	100		
441	10			162	50	78	9	0	0	11	4	2	1	0	0	10		
443	100			404	217	206	100	0	0	0	0	0	0	0	0	100		
445	300			962	553	461	275	0	0	86	20	19	25	0	0	300		
447	150			2,826	945	727	143	0	0	124	39	43	7	0	0	150		
449	150			365	336	286	135	0	0	35	50	35	15	0	0	150		
452	150			254	348	250	135	0	0	25	55	26	15	0	0	150		
454	100			498	530	420	92	0	0	42	63	77	8	0	0	100		
455	100			689	603	490	95	0	0	38	35	15	5	0	0	100		
510	5			53	33	50	5	0	0	2	1	2	0	0	0	5		
52001	20			82	73	99	20	0	0	0	13	1	0	0	0	20		
52002	30			186	120	91	27	0	0	32	6	8	3	0	0	30		
52003	35			142	135	60	34	0	0	17	19	6	1	0	0	35		
52004	150			208	149	176	145	0	0	9	11	6	5	0	0	150		
52005	10			58	113	110	10	0	0	1	3	2	0	0	0	10		
52006	45			98	178	150	45	0	0	1	1	4	0	0	0	45		
52007	20			81	100	76	18	0	0	1	3	2	0	0	0	20		
52008	15			146	93	69	15	0	0	0	1	12	0	0	0	15		
530	15			71	45	68	15	0	0	1	1	5	0	0	0	15		
54001	25			133	197	125	23	0	0	22	2	21	2	0	0	25		
54002	50			300	224	173	50	0	0	5	11	10	0	0	0	50		
560	60			312	133	122	54	0	0	45	11	9	6	0	0	60		
58001	75			159	71	85	68	0	0	20	5	25	7	0	0	75		

1987 DRAWING STATISTICS - ELK

DIST.	TOTAL QUOTA	LANDOWNER		RESIDENT									NON-RESIDENT						TOTAL SUCCESSFUL
		APPLICANTS	SUCCESS	APPLICANTS			SUCCESSFUL			APPLICANTS			SUCCESSFUL						
				1ST	2ND	3RD	1ST	2ND	3RD	1ST	2ND	3RD	1ST	2ND	3RD				
58002	10			69	35	24	9	0	0	27	8	3	1	0	0	10			
58003	20			23	51	30	18	0	0	10	26	10	2	0	0	20			
58004	10			46	31	35	9	0	0	11	16	8	1	0	0	10			
58005	20			32	55	35	19	0	0	5	13	21	1	0	0	20			
59001	10			292	107	97	9	0	0	20	1	1	1	0	0	10			
59002	5			51	186	62	5	0	0	2	9	0	0	0	0	5			
62101	5			141	113	197	5	0	0	7	18	6	0	0	0	5			
62102	5			43	55	99	5	0	0	0	1	4	0	0	0	5			
62103	5			99	111	135	5	0	0	5	1	6	0	0	0	5			
62104	5			31	43	51	5	0	0	0	0	1	0	0	0	5			
62105	217 (unlimited)			194	0	0	194	0	0	23	0	0	23	0	0	217			
62201	10			906	488	399	10	0	0	35	40	29	0	0	0	10			
62202	10			235	391	236	10	0	0	5	7	2	0	0	0	10			
62203	10			368	456	404	9	0	0	18	19	13	1	0	0	10			
62204	10			83	157	180	10	0	0	2	4	6	0	0	0	10			
62205	431 (unlimited)			374	0	0	374	0	0	37	0	0	37	0	0	431			
62301	10			296	364	379	9	0	0	16	22	41	1	0	0	10			
62302	10			90	148	205	10	0	0	1	4	5	0	0	0	10			
62303	10			201	278	207	9	0	0	8	9	17	1	0	0	10			
62304	10			79	95	111	9	0	0	1	1	1	1	0	0	10			
62305	197 (unlimited)			162	0	0	162	0	0	35	0	0	35	0	0	197			
63101	5			423	293	322	5	0	0	11	24	14	0	0	0	5			
63102	5			130	331	249	5	0	0	2	3	5	0	0	0	5			
63103	150			119	81	41	119	27	0	4	4	3	4	0	0	150			
63201	5			367	242	284	5	0	0	23	11	8	0	0	0	5			
63202	5			159	283	208	5	0	0	2	4	13	0	0	0	5			
63203	100			128	74	46	97	0	0	3	2	3	0	0	0	100			
690	10			338	116	125	10	0	0	6	7	7	0	0	0	10			
70001	5			182	157	181	5	0	0	51	26	24	0	0	0	5			
70002	15			109	123	128	14	0	0	7	24	7	1	0	0	15			
TOTALS	20,970			75,688	66,650	54,753	19,334	132	0	6,768	5,475	4,347	1,495	9	0	20,970			

rpt/43.7/L



1987 DRAWING STATISTICS - ANTELOPE

DIST.	TOTAL QUOTA	LANDOWNER		RESIDENT									NON-RESIDENT						TOTAL SUCCESSFUL
		APPLICANTS	SUCCESS	APPLICANTS			SUCCESSFUL			APPLICANTS			SUCCESSFUL						
				1ST	2ND	3RD	1ST	2ND	3RD	1ST	2ND	3RD	1ST	2ND	3RD				
215	5	5	0	100	54	44	5	0	0	0	0	0	1	0	0	0	5		
300	400	6	6	908	1,200	971	370	0	0	0	60	79	77	30	0	0	400		
301	100	1	1	173	315	395	98	0	0	2	28	24	2	0	0	100			
310	110	9	9	342	361	394	107	0	0	12	9	11	3	0	0	110			
31101	50	31	7	300	167	176	48	0	0	10	3	8	2	0	0	50			
31102	100	0	0	12	98	40	12	77	9	0	5	2	0	2	0	100			
318	150	6	6	208	150	186	147	0	0	0	4	8	3	0	0	150			
319	5	2	0	29	38	63	5	0	0	0	0	1	0	0	0	5			
320	300	21	21	465	562	359	284	0	0	24	18	28	16	0	0	300			
321	600	24	24	1,760	1,215	791	564	0	0	105	71	43	36	0	0	600			
329	400	6	6	710	678	617	370	0	0	61	46	7	30	0	0	400			
330	700	12	12	1,599	1,077	845	657	0	0	148	70	51	43	0	0	700			
338	100	14	7	203	132	174	48	0	0	13	18	7	2	0	0	50			
33901	100	7	7	277	174	93	95	0	0	23	16	4	5	0	0	100			
33902	50	0	0	5	62	40	5	45	0	0	0	0	0	0	0	50			
34001	150	15	15	282	177	106	141	0	0	16	12	13	9	0	0	150			
34002	100	1	1	7	69	50	7	37	12	0	3	0	2	0	0	58			
341	200	19	19	395	337	402	198	0	0	5	7	17	2	0	0	200			
350	100	8	8	247	185	213	99	0	0	2	6	1	1	0	0	100			
36001	300	22	22	719	316	265	282	0	0	46	21	3	18	0	0	300			
36002	300	1	1	53	270	82	53	153	33	0	10	1	0	6	0	245			
37001	5	14	7	274	239	196	49	0	0	8	4	1	1	0	0	50			
37002	150	1	1	65	113	94	65	76	5	1	11	3	1	3	0	150			
37101	150	28	7	542	285	250	49	0	0	9	4	3	1	0	0	50			
37102	150	0	0	38	226	67	38	111	0	0	3	1	0	1	0	150			
38001	25	0	0	42	37	24	25	0	0	0	0	0	0	0	0	25			
38002	25	14	3	385	264	226	25	0	0	1	4	2	0	0	0	25			
38003	50	0	0	91	146	94	49	0	0	0	1	0	1	0	0	50			
38004	25	1	1	90	214	156	24	0	0	2	4	6	1	0	0	25			
38005	50	0	0	24	101	125	24	26	0	0	2	2	0	0	0	50			
390	60	7	7	136	175	178	59	0	0	3	2	8	1	0	0	60			
400	175	94	26	567	642	476	174	0	0	7	30	9	1	0	0	175			
401	400	81	60	870	292	146	378	0	0	30	8	7	22	0	0	400			
410	75	24	11	158	137	172	75	0	0	1	0	11	0	0	0	75			
420	300	16	16	301	346	716	271	0	0	29	47	86	29	0	0	300			
430	250	33	33	362	203	211	225	0	0	62	17	21	25	0	0	250			
440	150	18	18	306	396	257	145	0	0	18	21	6	5	0	0	150			
444	200	25	25	407	234	221	194	0	0	23	2	10	6	0	0	200			
450	300	20	20	585	190	175	281	0	0	43	11	13	19	0	0	300			
455	3	0	0	29	11	33	3	0	0	1	3	0	0	0	0	3			
460	10	6	1	66	54	76	10	0	0	2	0	0	0	0	0	10			
470	300	30	30	450	523	364	279	0	0	37	39	28	21	0	0	300			
471	450	51	51	522	476	580	439	0	0	11	61	56	11	0	0	450			
473	200	45	30	603	385	331	196	0	0	15	18	7	4	0	0	200			
480	1,300	70	70	1,352	1,647	886	1,176	0	0	143	156	101	124	0	0	1,300			
481	2,500	28	28	2,322	1,795	1,011	2,258	0	0	265	238	125	242	0	0	2,500			

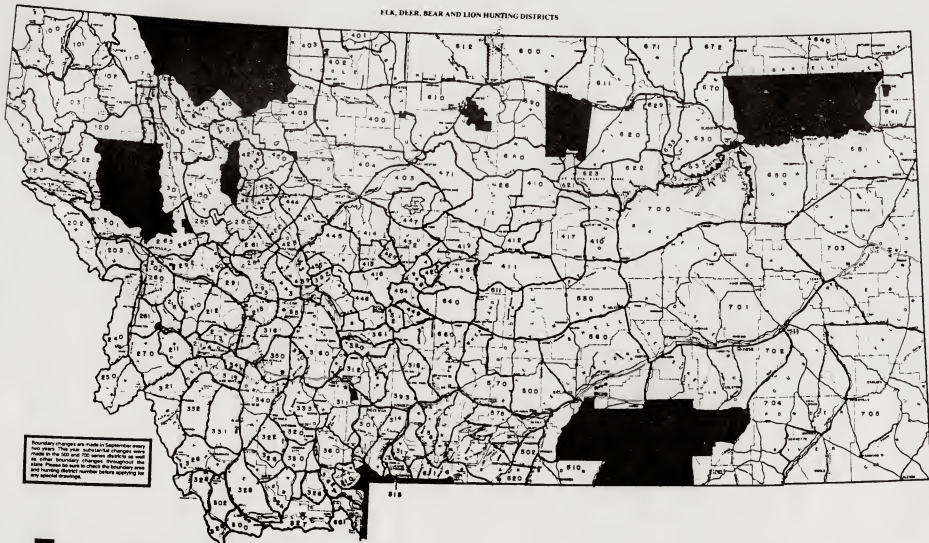
1987 DRAWING STATISTICS - ANTELOPE

DIST.	TOTAL QUOTA	LANDOWNER		RESIDENT									NON-RESIDENT						TOTAL SUCCESSFUL
		APPLICANTS	SUCCESS	APPLICANTS			SUCCESSFUL			APPLICANTS			SUCCESSFUL						
				1ST	2ND	3RD	1ST	2ND	3RD	1ST	2ND	3RD	1ST	2ND	3RD				
490	250	23	23	383	196	141	225	0	0	76	17	7	25	0	0	250			
491	175	3	3	189	304	146	160	0	0	20	46	7	15	0	0	175			
500	400	12	12	440	409	361	372	0	0	32	23	25	28	0	0	400			
501	400	10	10	488	478	437	379	0	0	28	37	27	21	0	0	400			
510	500	15	15	575	364	477	450	0	0	83	83	39	50	0	0	500			
511	250	19	19	471	188	97	237	0	0	31	10	9	13	0	0	250			
512	100	16	15	109	122	87	95	0	0	6	3	9	5	0	0	100			
513	1,300	18	18	1,282	1,251	966	1,224	0	0	77	91	104	76	0	0	1,300			
514	100	30	15	277	174	134	100	0	0	0	7	2	0	0	0	100			
530	1,600	16	16	1,347	1,525	964	1,347	98	0	119	173	112	119	36	0	1,600			
540	200	5	5	288	431	494	197	0	0	5	27	33	3	0	0	200			
550	300	25	25	404	650	473	295	0	0	6	9	20	5	0	0	300			
560	1,000	74	74	1,635	1,041	757	969	0	0	43	20	56	31	0	0	1,000			
570	800	16	16	1,238	974	546	728	0	0	163	92	56	72	0	0	800			
571	500	12	12	315	520	424	315	141	0	29	70	23	29	15	0	500			
572	200	14	14	189	285	295	180	0	0	34	22	23	20	0	0	200			
590	700	12	12	990	808	507	644	0	0	77	58	84	56	0	0	700			
600	800	23	23	768	675	401	764	0	0	36	52	31	36	0	0	800			
610	200	51	30	298	281	290	191	0	0	22	13	9	9	0	0	200			
611	1,000	25	25	843	1,221	721	843	29	28	86	191	139	86	14	0	1,000			
612	100	23	15	140	192	245	98	0	0	3	7	4	2	0	0	100			
620	2,500	37	37	2,087	1,050	777	2,087	70	36	338	336	188	307	0	0	2,500			
630	1,000	18	18	795	883	611	795	13	4	142	211	246	142	4	12	970			
640	100	22	15	104	130	92	97	0	0	3	12	7	3	0	0	100			
650	1,000	42	42	583	672	442	583	19	0	28	45	76	27	0	0	774			
651	350	41	41	343	323	207	323	0	0	28	45	76	27	0	0	350			
670	1,000	17	17	802	609	642	802	17	2	185	126	168	179	0	0	1,000			
680	100	3	3	104	252	262	90	0	0	13	50	31	10	0	0	100			
690	800	40	40	805	573	462	744	0	0	61	38	28	56	0	0	800			
700	14,000	198	198	8,842	1,817	1,506	8,841	320	297	3,691	235	211	3,660	27	31	13,176			
800	735	5	5	621	0	0	621	0	0	114	0	0	114	0	0	735			
TOTAL	43,978	1,681	1,430	47,176	35,166	27,335	34,902	1,232	430	6,958	3,464	2,668	6,080	110	47	42,801			

rpt/43'6L



FLA. DEER, BEAR AND LION HUNTING DISTRICTS



Boundary changes are made in September every two years. The new districtal changes were made in the 1991 and 1992 season districts are available on CD-ROM. Boundary changes throughout the state. Please be sure to check the boundary line and hunting district number before applying for any special drawings.

CLOSED TO HUNTING FOR BIG GAME
HILL COUNTY PARK CLOSED

1987 DRAWING STATISTICS - NONRESIDENT DEER A TAG

DIST.	TOTAL QUOTA	LANDOWNER APPLICANTS SUCCESS		RESIDENT						NON-RESIDENT						TOTAL SUCCESSFUL	
				APPLICANTS			SUCCESSFUL			APPLICANTS			SUCCESSFUL				
				1ST	2ND	3RD	1ST	2ND	3RD	1ST	2ND	3RD	1ST	2ND	3RD		
196	200				0	0	0	0	0	0	243	82	49	200	0	0	200
197	150				0	0	0	0	0	0	58	182	23	58	27	5	90
296	200				0	0	0	0	0	0	215	109	114	200	0	0	200
297	150				0	0	0	0	0	0	23	105	38	23	10	7	40
396	200				0	0	0	0	0	0	494	122	105	200	0	0	200
397	150				0	0	0	0	0	0	17	230	36	17	133	0	150
496	200				0	0	0	0	0	0	706	267	338	200	0	0	200
497	150				0	0	0	0	0	0	32	338	87	32	118	0	150
597	150				0	0	0	0	0	0	394	62	184	150	0	0	150
696	200				0	0	0	0	0	0	927	499	254	200	0	0	200
697	150				0	0	0	0	0	0	50	520	172	50	100	0	150
796	500				0	0	0	0	0	0	2,438	391	405	500	0	0	500
797	150				0	0	0	0	0	0	86	1,008	153	86	64	0	150
TOTAL	2,550				0	0	0	0	0	0	5,683	3,915	1,958	1,916	452	12	2,380

rpt/43'9L

1987 DRAWING STATISTICS - DEER B TAG

DIST.	TOTAL QUOTA	LANDOWNER		RESIDENT									NON-RESIDENT						TOTAL SUCCESSFUL
		APPLICANTS	SUCCESS	APPLICANTS			SUCCESSFUL			APPLICANTS			SUCCESSFUL						
				1ST	2ND	3RD	1ST	2ND	3RD	1ST	2ND	3RD	1ST	2ND	3RD				
121	300	6	6	743	243	97	280	0	0	56	20	21	20	0	0	300			
123	50	5	5	191	419	84	47	0	0	13	42	6	3	0	0	50			
216	200	3	3	414	236	219	193	0	0	24	5	14	7	0	0	200			
282	100	1	1	594	195	137	100	0	0	3	4	9	0	0	0	100			
291	100	2	2	251	216	225	93	0	0	16	14	6	7	0	0	100			
300	175	2	2	101	125	115	101	38	19	33	5	17	0	0	0	175			
301	100	2	2	271	255	250	97	0	0	7	12	12	3	0	0	100			
302	300	1	1	226	234	207	226	44	0	52	54	20	30	0	0	300			
31101	100	11	11	182	229	186	98	0	0	7	18	1	2	0	0	100			
31102	300	8	8	449	271	218	290	0	0	12	8	18	10	0	0	300			
31201	300	3	3	376	365	228	285	0	0	20	25	7	15	0	0	300			
31202	100	3	3	100	92	97	99	0	0	1	2	1	1	0	0	100			
313	250	4	4	336	121	112	232	0	0	19	13	18	18	0	0	250			
31401	300	4	4	337	254	132	270	0	0	59	34	18	30	0	0	300			
31402	100	8	8	38	109	113	38	27	21	7	16	10	7	7	0	100			
31501	300	8	8	444	280	137	270	0	0	63	32	33	30	0	0	300			
31502	200	1	1	242	241	120	191	0	0	14	30	11	9	0	0	200			
31701	100	2	2	102	95	131	90	0	0	22	27	13	10	0	0	100			
31702	100	5	5	63	63	40	63	11	6	0	1	3	0	0	2	82			
319	400	3	3	629	612	316	382	0	0	37	32	3	18	0	0	400			
32001	300	11	11	473	405	356	270	0	0	61	62	34	30	0	0	300			
32002	200	7	7	173	253	171	173	26	0	0	5	24	0	1	0	200			
32201	200	6	6	142	199	187	142	38	0	15	45	35	15	5	0	200			
32202	200	11	11	266	149	110	198	0	0	2	19	4	2	0	0	200			
323	50			79	63	67	45	0	0	17	17	11	5	0	0	50			
324	400	2	2	432	372	234	360	0	0	98	31	31	40	0	0	400			
325	200	8	8	428	312	247	181	0	0	50	55	33	19	0	0	200			
32601	300	2	2	374	280	244	288	0	0	13	12	40	12	0	0	300			
32602	150			27	84	84	27	24	19	0	2	1	0	1	0	71			
328	50	2	2	49	84	106	45	0	0	8	12	18	5	0	0	50			
329	100	2	2	121	157	165	90	0	0	22	10	27	10	0	0	100			
330	300	5	5	377	283	247	270	0	0	63	61	31	30	0	0	300			
33101	600	2	2	948	397	235	554	0	0	77	19	23	46	0	0	600			
33102	100	1	1	56	93	82	56	26	13	0	2	0	0	0	0	95			
33301	100	12	12	230	266	165	90	0	0	27	29	14	10	0	0	100			
33302	300	10	10	316	178	149	298	0	0	2	5	18	2	0	0	300			
34001	50	2	2	141	268	297	46	0	0	11	2	46	0	0	0	50			
34002	800	18	18	561	387	341	561	133	76	22	10	9	22	7	1	800			
341	200	1	1	261	256	210	197	0	0	4	12	5	3	0	0	200			
350	50	2	2	103	135	167	49	0	0	3	2	3	1	0	0	50			
36001	200	1	1	164	172	139	164	16	0	19	43	20	19	1	0	200			
36002	100	1	1	36	57	33	36	6	12	4	10	24	4	3	16	77			
362	50	2	2	123	67	40	45	0	0	33	10	10	5	0	0	50			
370	50	2	2	52	99	117	45	0	0	9	4	1	5	0	0	50			
38001	300	14	14	730	400	257	299	0	0	7	7	6	1	0	0	300			
38002	100	1	1	98	196	123	98	2	0	0	2	7	0	0	0	100			
38003	100	4	4	153	235	201	97	0	0	5	5	5	3	0	0	100			

1987 DRAWING STATISTICS - DEER B TAG

DIST.	TOTAL QUOTA	LANDOWNER		RESIDENT									NON-RESIDENT						TOTAL SUCCESSFUL
		APPLICANTS	SUCCESS	APPLICANTS			SUCCESSFUL			APPLICANTS			SUCCESSFUL						
				1ST	2ND	3RD	1ST	2ND	3RD	1ST	2ND	3RD	1ST	2ND	3RD				
390	100			59	122	112	59	36	0		4	7	2	4	1	0	100		
391	150	1	1	235	249	144	143	0	0		11	5	5	7	0	0	150		
392	300	3	3	529	241	108	290	0	0		13	6	0	10	0	0	300		
393	600	7	7	583	509	349	560	0	0		40	28	37	40	0	0	600		
40001	75	18	11	96	107	114	73	0	0		4	3	2	2	0	0	75		
40002	25	8	3	156	118	53	23	0	0		4	15	1	2	0	0	25		
401	100	5	5	226	111	92	96	0	0		8	3	0	4	0	0	100		
402	25	11	3	59	136	57	25	0	0		0	5	2	0	0	0	25		
403	25	6	3	80	19	40	25	0	0		0	0	0	0	0	0	25		
404	100	31	15	353	221	145	95	0	0		10	7	11	5	0	0	100		
405	500	13	13	592	494	298	483	0	0		19	25	49	17	0	0	500		
40601	50	8	7	59	68	54	50	0	0		0	2	2	0	0	0	50		
40602	50	2	2	47	67	52	45	0	0		6	1	0	5	0	0	50		
410	200	3	3	547	463	220	180	0	0		135	95	73	20	0	0	200		
411	100	6	6	417	276	261	90	0	0		64	65	44	10	0	0	100		
412	100	4	4	142	281	217	90	0	0		39	54	39	10	0	0	100		
414	100	12	12	363	258	238	91	0	0		30	7	3	9	0	0	100		
417	100	12	12	517	512	270	90	0	0		58	114	20	10	0	0	100		
418	100	4	4	164	120	78	90	0	0		39	15	20	10	0	0	100		
419	50	4	4	72	151	119	50	0	0		0	22	35	0	0	0	100		
421	100	4	4	148	100	65	100	0	0		1	0	0	0	0	0	100		
42201	100	1	1	99	77	28	99	0	0		1	7	1	1	0	0	100		
42202	20			3	9	8	3	4	3		0	0	0	0	0	0	10		
42203	20			4	1	10	4	0	0		0	0	0	0	0	0	4		
42204	20			4	9	9	4	5	0		0	0	0	0	0	0	9		
42205	20			2	14	15	2	2	2		0	0	0	0	0	0	6		
42206	20			9	7	15	9	1	8		0	0	0	0	0	0	18		
426	500	14	14	852	366	314	450	0	0		121	109	54	50	0	0	500		
435	50	10	7	197	228	193	49	0	0		4	1	8	1	0	0	50		
439	50			93	140	134	47	0	0		4	5	2	3	0	0	50		
441	150			73	42	23	73	13	9		1	3	0	1	1	0	97		
443	200	3	3	530	309	214	198	0	0		9	8	7	2	0	0	200		
444	50	3	3	59	58	58	46	0	0		8	4	1	4	0	0	50		
445	100	6	6	295	192	110	98	0	0		15	18	8	2	0	0	100		
447	750	19	19	925	687	399	681	0	0		91	77	40	69	0	0	750		
455	50	1	1	122	130	129	49	0	0		3	4	6	1	0	0	50		
471	300	9	9	315	377	351	279	0	0		24	24	42	21	0	0	300		
598	500	12	12	602	321	76	450	0	0		116	25	15	50	0	0	500		
599	300	6	6	397	309	101	290	0	0		14	23	11	10	0	0	300		
611	100	6	6	436	282	117	90	0	0		98	89	13	10	0	0	100		
680	100	4	4	219	324	218	90	0	0		23	34	59	10	0	0	100		
690	50	16	7	360	325	190	46	0	0		29	28	45	4	0	0	50		
698	500	80	75	2,514	244	175	450	0	0		898	71	22	50	0	0	500		
702	600	6	6	517	250	222	517	23	0		146	145	312	60	0	0	600		
704	200	5	5	431	357	109	180	0	0		252	491	114	20	0	0	200		
705	400	9	9	349	211	198	349	11	0		858	209	106	40	0	0	400		
TOTAL	17,525	572	515	27,853	20,394	14,435	15,470	486	188	4,223	2,769	1,920	1,104	27	19	17,294			

rpt/43'10L

1987 DRAWING STATISTICS - DEER PERMIT

DIST.	TOTAL QUOTA	RESIDENT									NON-RESIDENT						TOTAL SUCCESSFUL
		LANDOWNER		APPLICANTS			SUCCESSFUL			APPLICANTS			SUCCESSFUL				
		APPLICANTS	SUCCESS	1ST	2ND	3RD	1ST	2ND	3RD	1ST	2ND	3RD	1ST	2ND	3RD		
500	1,100	17	17	376	430	442	376	14	1	27	40	23	27	16	0	434	
502	1,100	10	10	466	362	210	466	26	8	2	19	14	2	6	0	508	
510	200	3	3	262	211	167	195	0	0	8	4	12	5	0	0	200	
511	250	2	2	215	219	294	215	12	0	18	24	37	18	5	0	250	
520	250	4	4	328	319	242	236	0	0	29	17	26	14	0	0	250	
53001	1,250	4	4	417	514	202	417	239	7	37	85	12	37	63	0	763	
53002	200	14	14	822	339	169	180	0	0	202	36	11	20	0	0	200	
540	250	5	5	240	248	180	225	0	0	44	43	27	25	0	0	250	
560	300	2	2	247	264	230	247	20	1	89	33	17	32	0	0	300	
570	1,000	16	16	439	454	358	439	13	0	29	75	76	29	19	1	501	
575	2,000	16	16	831	496	271	831	72	4	61	43	46	61	22	11	1,001	
580	1,000	11	11	731	389	274	731	33	3	116	72	48	106	26	3	902	
590	2,500	24	24	866	385	458	866	63	2	49	48	63	49	8	0	988	
TOTAL	11,400	128	128	6,240	4,630	3,497	5,424	492	26	711	539	432	425	165	15	6,547	

rpt/43'8L



1986 HUNTING SUCCESS BY HUNTING DISTRICT

Each year after the close of the general hunting season in Montana, the Montana Department of Fish, Wildlife and Parks surveys resident and nonresident license buyers to obtain hunting and harvest information for management purposes. Estimates are made for each species relating to numbers of animals killed, age and sex of harvest, days afield and hunting success. This information is used not only to evaluate the past management programs but also serves as a basis to formulate new ones. The information can also be useful to sportsmen in planning their hunting activities. Probably the most useful information is hunting success. This information is summarized and presented in the tables on the following pages. In using this information in conjunction with the drawing success information, you will notice that generally the areas/license types that have the higher hunting success also have a lower chance of drawing a permit.



GOAT

HUNTER SUCCESS*	0-20%	21-40%	41-60%	61-80%	81-100%
	133	518	140	100	101 324
HUNTING	134		141	131	142 325
DISTRICTS	150		199	132	220 326
	321		213	151	222 328
	415		323	240	223 330
	431		327	299	250 331
	446		329	322	261 380
	451		519	399	270 393
				414	280 447
				499	312 514
				599	320 517

SHEEP

HUNTER SUCCESS*	0-20%	21-40%	41-60%	61-80%	81-100%
	300	250	123-02	122-02	100-01 299
HUNTING	301		270-02	123-01	100-02 300-01
DISTRICTS	303			216-03	121-01 340-01
	399			424	121-02 340-02
	500			441	121-03 421
	501				122-01 422
	502				199 423
	599				203 455
					210 499
					213-01 620
					213-02 699
					216-01 760
					216-02 799
					270-01

MOOSE

HUNTER SUCCESS*	0-20%	21-40%	41-60%	61-80%	81-100%
	333	141	310-02	140	100 215 315-01 327-01 399
HUNTING	435	314	312	240	101 230 315-02 327-02 415
DISTRICTS		515	313	302-01	102 250 316-01 328 499
				306-01	103 261 317-02 329 512
				307-02	104 270 319-01 330-01 513
				308-01	105 292 319-02 330-02 514
				309-01	106 299 321-01 331 599
				311	110 300 321-02 334-01
				316-02	111 301-01 322-01 334-02
				317-01	112 301-02 322-02 334-03
				318-01	121 302-02 323-01 360
				318-01	122 306-01 323-02 361-01
				325-01	199 307-01 324-01 361-02
				340	211 308-02 324-02 362-01
				350	212 309-02 325-02 362-02
				516	214 310-01 326-01 380
					326-02

ELK

HUNTER SUCCESS*	0-5%	6-10%	11-15%	16-20%	21+%
HUNTING	102	100	141	121	150
DISTRICTS	120	101	151	123	213
	420	103	199	202	215
	510	110	200	211	282
	511	122	210	212	291
	630	130	214	216	300
	690	140	240	280	303
		170	250	290	311
		201	261	299	312
		203	270	310	313
		204	285	322	314
		281	292	323	315
		283	293	325	316
		284	301	341	317
		333	318	390	324
		340	319	391	327
		350	320	414	328
		380	326	415	329
		411	330	421	332
		425	331	442	360
		429	361	452	362
		432	370	499	393
		439	392	520	399
		448	413	530	401
		449	415	599	410
		799	418		412
			422		427
			423		428
			424		445
			426		446
			435		447
			441		455
			443		580
			454		590
			540		621
			560		622
			700		623
					631
					632
					699

ANTELOPE

HUNTER SUCCESS*	0-20%	21-40%	41-60%	61-80%	81-100%
HUNTING	319		318	300 511	215
DISTRICTS			440	301 512	299
			640	310 513	321
				311 514	330
				320 540	338
				329 550	339
				341 560	340
				350 571	360
				370 572	401
				371 599	430
				380 611	455
				390 630	473
				399 650	481
				400 651	491
				410 670	500
				420 690	501
				444 699	530
				450 707	570
				460 708	590
				470 709	600
				471 712	610
				480 713	612
				490 714	620
				499 715	680
				510 799	710
					711
					716
					717

DEER

HUNTER SUCCESS*	0-10%	11-20%	21-30%	31-40%	41-50%	51-60%	61-70%	71-80+%
HUNTING DISTRICT	141	110	102	100	170	314	580	
	151	140	120	101	291	315	630	
	310	150	201	103	302	322	633	
	327	200	202	121	311	405	671	
	332	211	203	122	312	411	672	
	361	215	204	123	317	412	699	
	623	240	210	130	326	426		
		250	212	199	330	560		
		261	213	216	333	570		
		293	214	280	399	599		
		316	260	282	401	600		
		318	270	284	402	610		
		319	281	290	404	611		
		321	283	292	410	612		
		329	285	299	413	620		
		350	328	313	414	622		
		362	341	320	417	631		
		415	370	323	418	632		
		427	380	324	419	640		
		435	392	331	420	641		
		443	416	340	422	650		
		448	429	360	423	670		
			439	390	444	680		
			441	391	445	690		
			442	393	447	700		
			449	400	450	703		
			452	403	471	704		
			454	406	499	705		
			455	421	502	799		
			621	424	511			
				425	520			
				428	540			
				432	575			
				446	629			
				500	651			
				510	700			
				530	702			
				590				

1986 TURKEY HARVEST ESTIMATES
TURKEY LICENSES SOLD = 5,637

Region-County (#)	SPRING SEASON				FALL SEASON				HABITAT TYPE	OFF NF
	Days	Hunters	Kill	Success	Days	Hunters	Kill	Success		
Region 1										
Flathead (15)	116	26	19	.74					Spring Season	
Sanders (45)	142	43	17	.39					Pine Tree	473
Total	257	69	36	.52					River Bottom	275
Region 2										
Ravalli (41)	145	33	3	.10					Fall Season	
									Pine Tree	1098
									River Bottom	893
Region 4										
Chouteau (8)	60	20	10	.48						
Fergus (14)	270	420	132	.31	10	7	0	0		
Total	329	440	142	.32	10	7	0	0		
Region 5										
Golden Val (19)	46	20	0	0	20	10	3	.36		
Musselshell (33)	13	7	0	0	1310	542	278	.51		
Wheatland (54)	26	17	3	.21	0	0	0	0		
Yellowstone (56)	0	0	0	0	202	83	33	.40		
Total	86	44	3	.08	1532	635	315	.50		
Region 7										
Bighorn (2)	83	26	10	.37	185	96	50	.52		
Carter (6)	255	126	39	.31	827	327	136	.41		
Custer (9)	225	69	13	.19	936	321	136	.42		
Dawson (11)	145	50	10	.19	221	93	39	.43		
Fallon (13)	96	30	10	.33	407	102	60	.58		
Garfield (17)	20	13	10	.74	132	60	26	.44		
McCone (29)	30	13	3	.26	33	17	10	.58		
Powder R. (38)	493	199	66	.33	1710	605	258	.43		
Prairie (40)	95	30	26	.88	235	132	93	.70		
Richland (42)	228	56	13	.23	423	126	26	.21		
Rosebud (44)	394	152	43	.28	920	258	89	.35		
Treasure (52)	0	0	0	0	37	17	17	1		
Wibaux (55)	39	13	3	.26	175	86	46	.54		
Total	2102	777	247	.32	6242	2240	985	.44		
State Total	2920	1363	432	.32	7783	2882	1300	.45		

ARCHERY
 LICENSES SOLD 20,883
 JUNE 18, 1987

		R1	R2	R3	R4	R5	R6	R7	UNK	TOTAL
Mule Deer	Hunters	702	2440	2674	1549	544	351	399	36	8695
	Days	3183	10907	15524	7297	2480	1803	2225	144	43563
	Harvest	48	206	278	194	97	12	36	0	871
	(Bucks)	48	109	121	109	73	0	36	0	496
	Success (%)	7	8	10	13	18	3	9	0	10
Whitetailed Deer	Hunters	1331	2880	1283	1355	557	532	436	12	8386
	Days	8250	16261	8373	7296	2178	2976	3533	60	48927
	Harvest	145	302	133	194	36	73	97	0	980
	(Bucks)	48	109	48	48	24	24	12	0	313
	Success	11	10	10	14	6	14	22	0	12
Elk	Hunters	1621	3485	3835	2468	375	678	169	48	12679
	Days	11396	19709	24174	13430	1851	4089	593	218	75460
	Harvest	73	230	157	157	48	73			738
	(Bulls)	61	194	133	97	36	36			557
	Success	5	7	4	6	13	11	0	0	6
Antelope	Hunters			157	133	133	97	181	12	713
	Days			678	738	496	484	943	145	3485
	Harvest			12	0	48	12	48		133
	(Bucks)			12	0	48	0	48		108
	Success			8	0	36	12	20	0	18

Bear	Hunters	121	157	133	36	24	471
	Days	448	1028	931	73	73	2553
	Harvest	24	12	12			48
	Success	20	8	9	0	0	<u>10</u>

Points	Mule Deer		White-tailed Deer		Elk	
	#	%	#	%	#	%
1X1-2X2	24	57	6	17	15	33
2X3-4X3	8	19	10	29	16	35
4X4 +	10	24	19	54	15	33



