

CRUSTACEA LIBRARY
SMITHSONIAN INST.
RETURN TO W-119



**DIVISION MARINE
INVERTEBRATES**

CRUSTACEA LIBRARY
SMITHSONIAN INST.
RETURN TO W-119

MEMORANDUM FOR THE DIRECTOR
FROM THE ASSISTANT ATTORNEY GENERAL
DATE: 10/10/54

152-468

T A B L E A U
E N C Y C L O P É D I Q U E
E T M É T H O D I Q U E
D E S T R O I S R È G N E S D E L A N A T U R E .

LIBRARY
Division of Crustacea

CRUSTACEA LIBRARY
SMITHSONIAN INST.
RETURN TO W-119

Encyclopedie Method

Encyclopédie Méthodique

CRUSTACEA LIBRARY
SMITHSONIAN INST.
RETURN TO W-119

T A B L E A U
E N C Y C L O P É D I Q U E
E T M É T H O D I Q U E
D E S T R O I S R È G N E S D E L A N A T U R E.

DIX-HUITIÈME PARTIE.

I N S E C T E S.



A P A R I S,


Chez HENRI AGASSE, Imprimeur-Libraire, rue des Poitevins,
N°. 18.

M. D C C. X C V I I.
L'AN V. DE LA RÉPUBLIQUE FRANÇAISE.

NOUS nous proposons de donner quelques feuilles du Texte des Planches d'*Insectes* ; mais l'Auteur a jugé plus convenable de donner de suite le Texte qui concerne ces Planches , afin d'avoir le temps d'y mettre plus de perfection , de méthode & d'exactitude. Nous répétons ici ce que nous avons souvent dit aux Souscripteurs : nous les invitons à ne faire relier aucun volume de Planches , parce que nous leur indiquerons l'ordre essentiel à suivre pour ne pas confondre une partie des Planches d'*Histoire Naturelle* avec une autre , par exemple celles des *Insectes* avec celles qui appartiennent aux *Vers*, &c.








25
E562
1732
0712 18 11/263



HISTOIRE NATURELLE, Insectes, la Tête, la Poitrine, le Tronc, et les Membres.

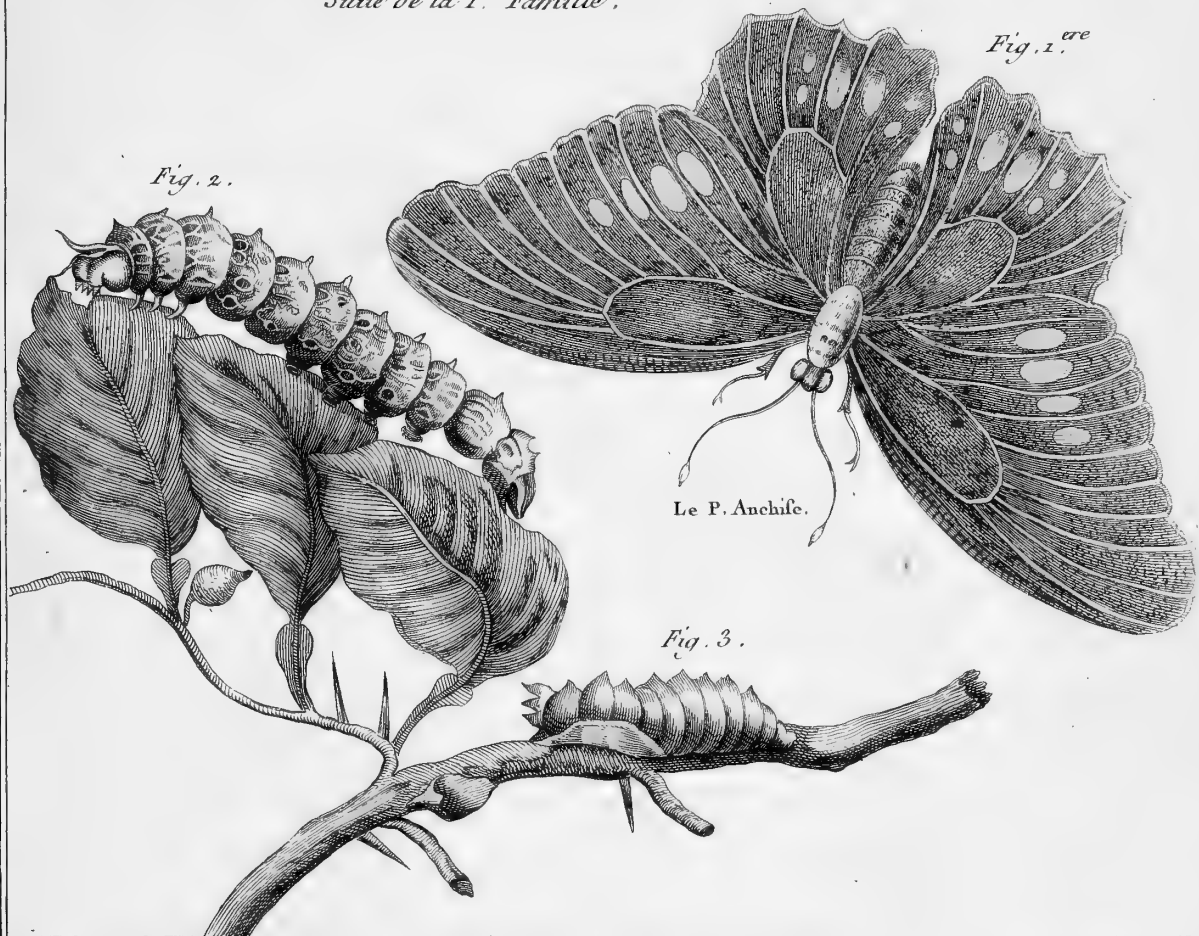
Bernard Duvoy.

1.^{re} Famille.





Suite de la 1^{ere} Famille.



Le P. Anchife.



Fig. 4.

Le P. Drufus.



Fig. 5.

Le P. Amphitryon.




Fig. 7.

Le P. Agénor.

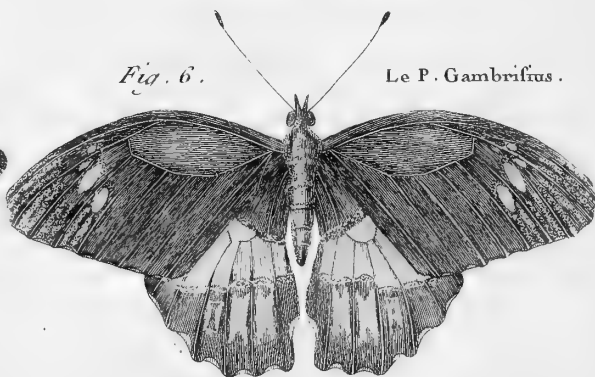


Fig. 6.

Le P. Gambrifus.



Suite de la 1^{re} Famille.

Le P. Polymnestor.

Fig. 1^{ere}

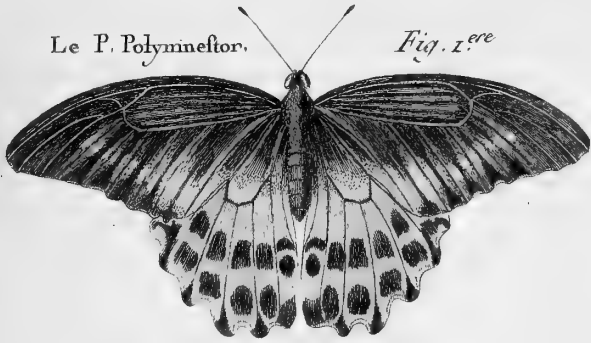


Fig. 2.

Le P. Memnon.




Fig. 3.

Le P. Protenor.




Fig. 4.

Le P. Aristée.




Fig. 4 bis.

Le P. Belus.

Fig. 5.




Fig. 6.

Le P. Eurypyle.




Fig. 7.

Le P. Egiste.



Suite de la 1^{re} Famille.

Le P. Nirée.

Fig. 1^{re}




Fig. 2.

Le P. Demolée.




Fig. 3

Le P. Tullus.






Fig. 4.

Le P. Vertume.



Le P. Eurymede.

Fig. 5.



Le P. Arbates.

Fig. 6.




Fig. 7.

Le P. Similis.







Fig. 8.

Le P. Panope.






Le P. Deiphobe.




Le P. Achate.

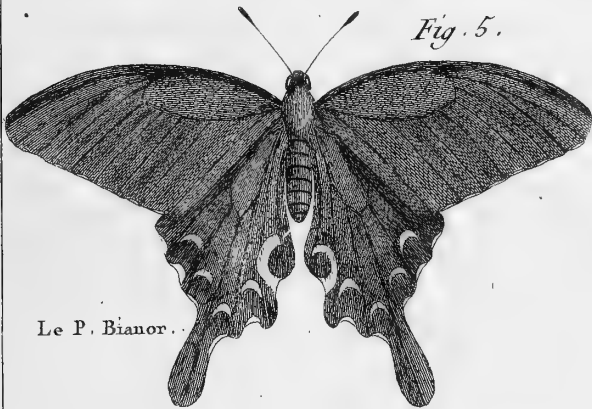
2^e Famille.




Le P. Alcanor.




Le P. Ulixe.




Le P. Bianor.




Le P. Severe.



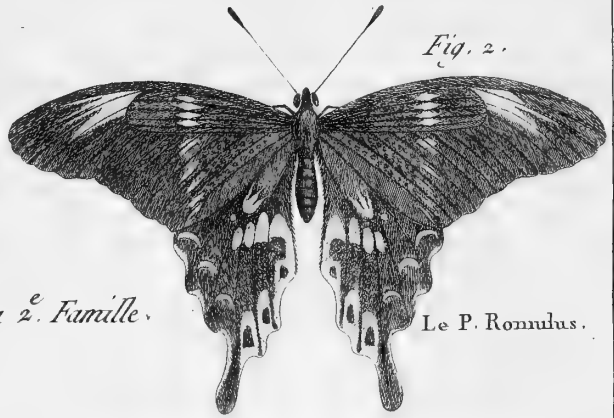
Le P. Pammon.



Le P. Polytes.




Le P. Alcarnus.




Le P. Romulus.


Suite de la 2.ª Famille.




Le P. Hector.




Le P. Demetrius.




Le P. Troilus.




Le P. Phorcus.

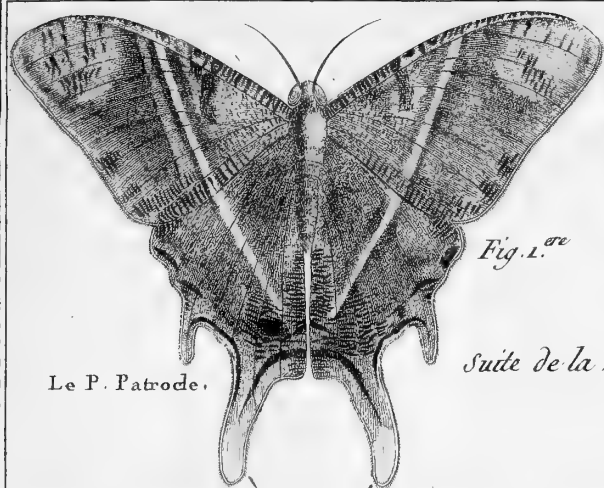


Le P. Agamemnon.



Le P. Codrus.





Le P. Patrode.

Fig. 1.ère

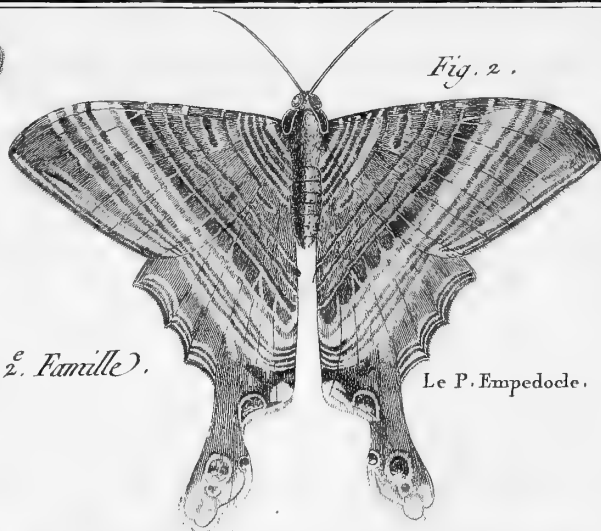
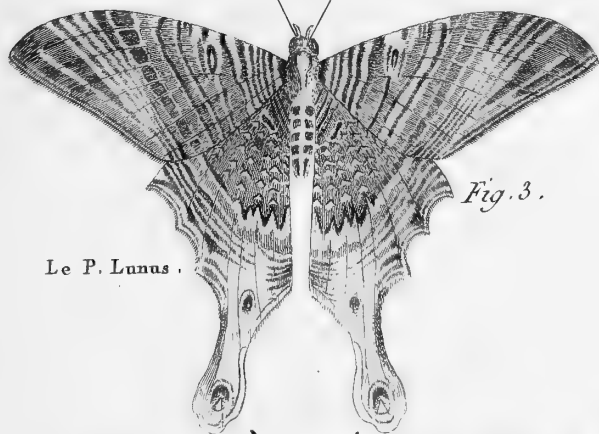


Fig. 2.


Le P. Empedocle.

Suite de la 2. Famille.



Le P. Lunus.

Fig. 3.



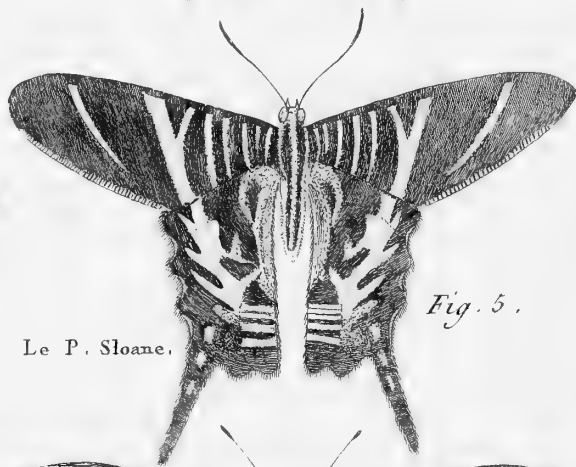
Le P. Rhiphée.

Fig. 4.




Le P. Crefphonte.

Fig. 6.



Le P. Sloane.

Fig. 5.



Le P. Thoas.

Fig. 7.



Le P. Menesthée.

Fig. 8.




Fig. 2.

Le P. Xuthus.



Fig. 1^{re}.

Suite de la 2^e Famille.



Fig. 3.

Le P. Doliciaon.

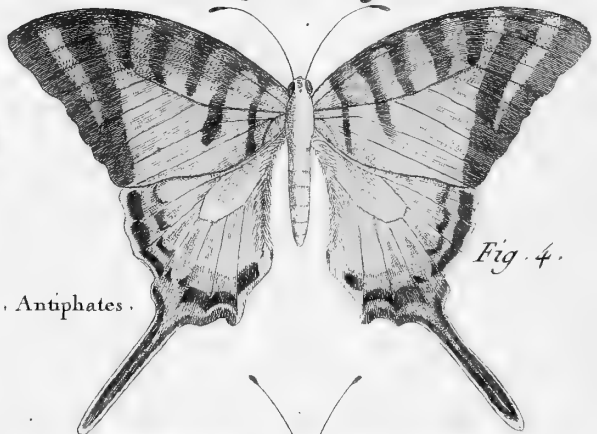


Fig. 4.

Le P. Antiphates.




Fig. 5.

Le P. Podalirius.

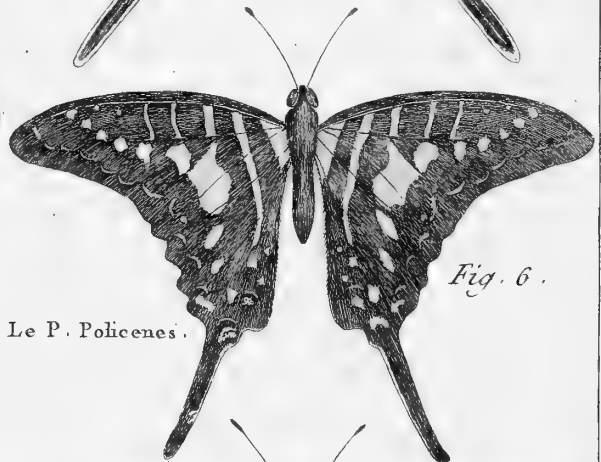


Fig. 6.

Le P. Policenes.

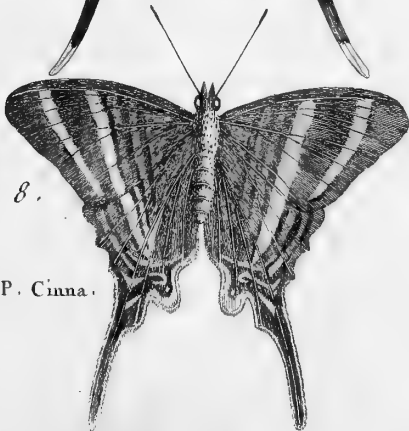


Fig. 8.

Le P. Cinna.



Fig. 7.

Le P. Anthée.




Fig. 1.

Le P. Policaon.




Fig. 2.

Le P. Androgée.

Suite de la 2^e Famille.




Fig. 3.

Le P. Nifus.

LES ARGONAUTES

3^e Famille.




Fig. 4.

Le P. Euriale.




Fig. 5.

Le P. Jafon.




Fig. 6.

Le P. Brutus.



Fig. 7.

Le P. Trindates.

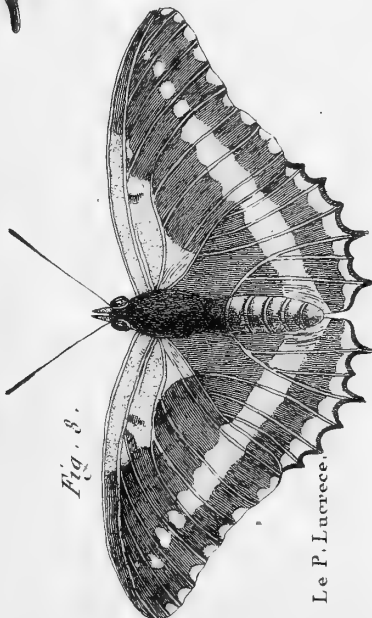


Fig. 8.

Le P. Lucrece.

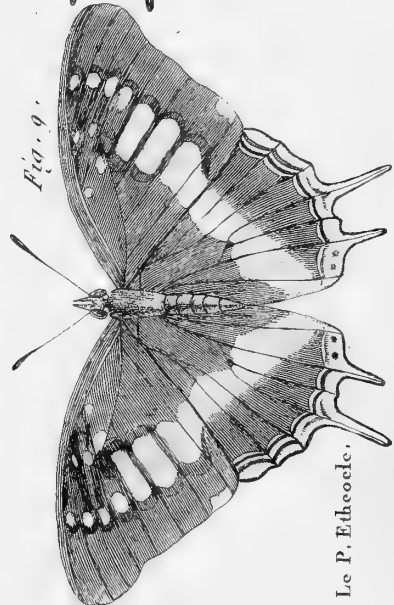


Fig. 9.

Le P. Etheode.

Suite de la 3^e Famille.




Fig. 1.

Le P. Decius.

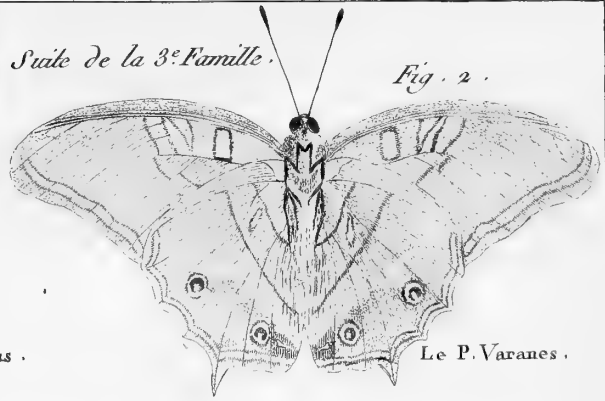


Fig. 2.

Le P. Varanes.




Fig. 3.

Le P. Fabius.

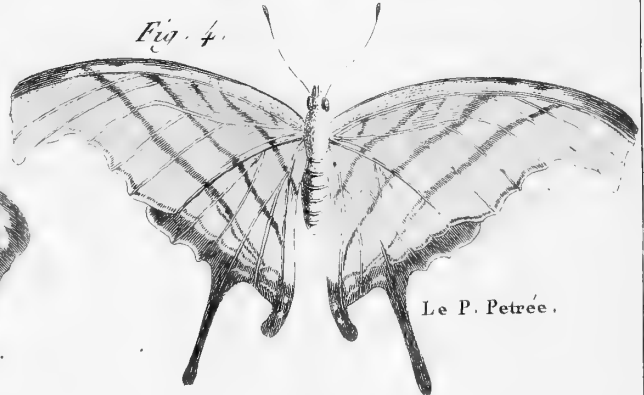


Fig. 4.

Le P. Petree.




Fig. 5.

Le P. Arcefilans.

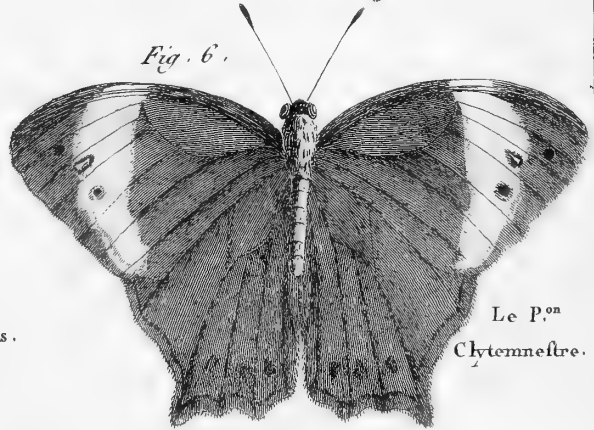


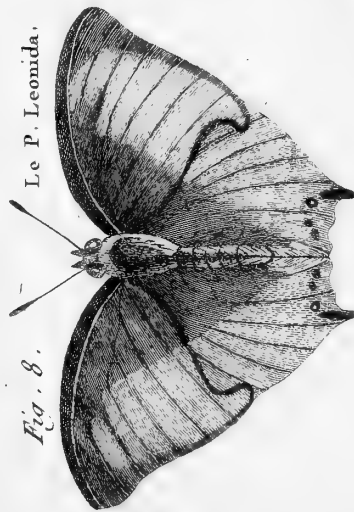
Fig. 6.

Le P.^{on}
Chytemnestre.



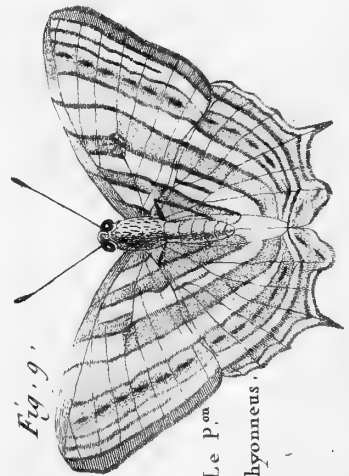
Le P. Laertes.

Fig. 7.



Le P. Leonida.

Fig. 8.



Le P.^{on}
Thyonens.

Fig. 9.

4.^e Famille.

Fig. 2.

Le P. Pylade.




Fig. 1.^{re}

Le P. Dédale.




Fig. 3.

Le P. Icare.




Fig. 4.

Le P. Licus.




Fig. 5.

Le P. Pelafcus.




Fig. 6.

Le P. Erycinie.





Fig. 7.



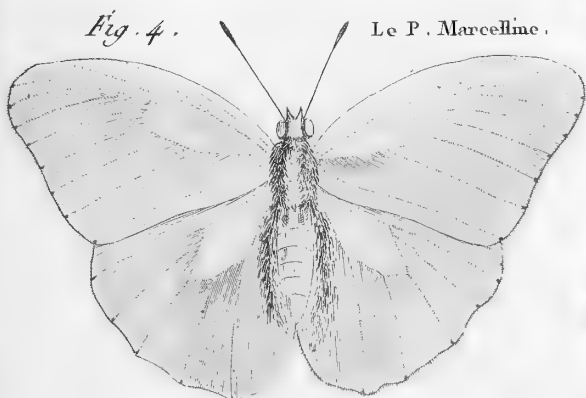



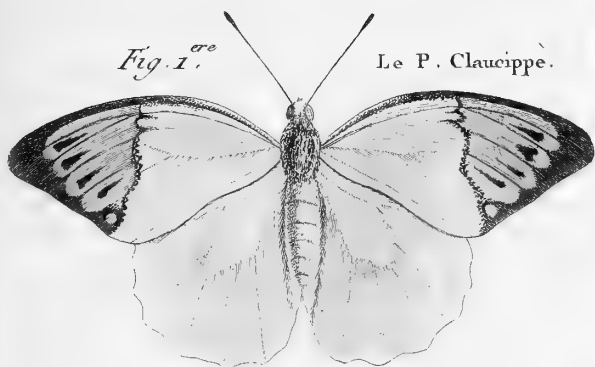
Le P. Cronis.



Benard Delin.



5^e Famille .



Larve et Chrysalide du Papillon Fig. 4.

Suite de la 5.^e Famille.

Le P. Sylla.

Fig. 3.




Fig. 2.

Le P. Philée.

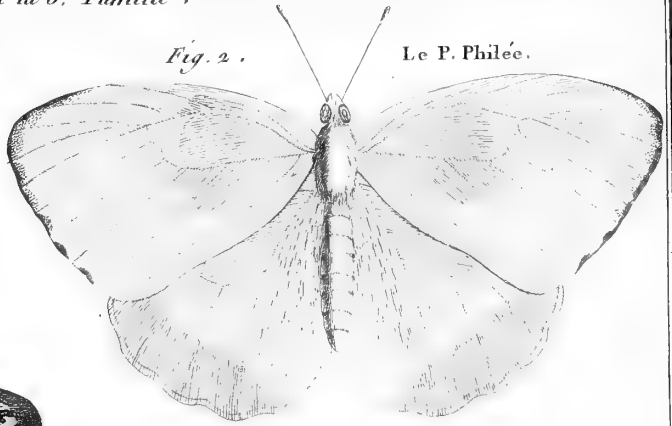


Fig. 1.^{re}

Le P. Aricie.




Fig. 2 bis.

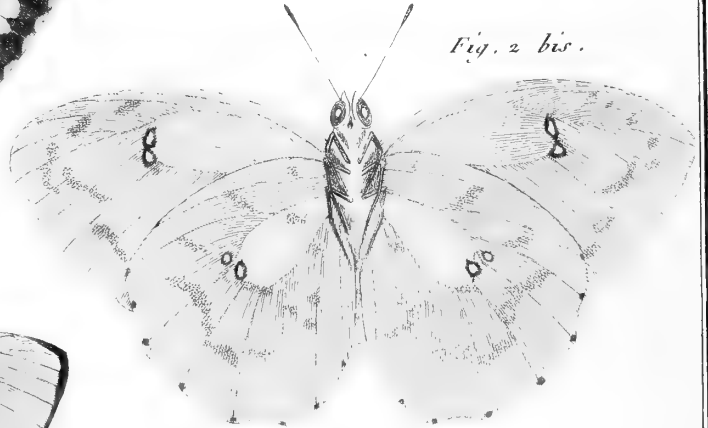


Fig. 4.

Le P. Trité.

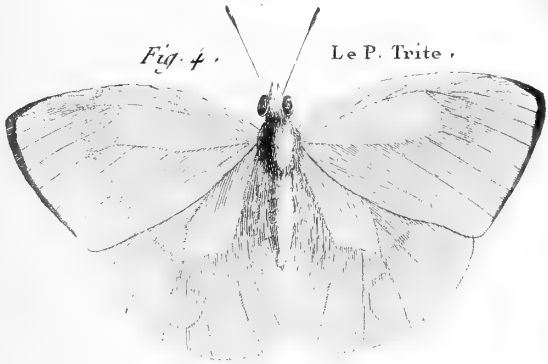


Fig. 5 bis.

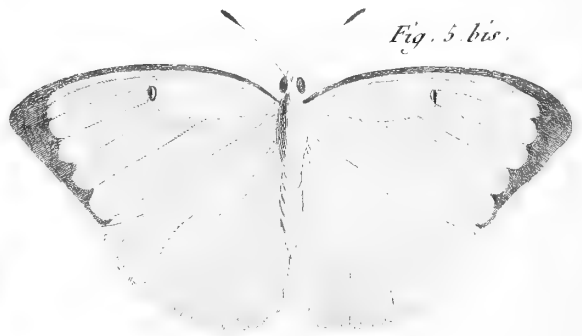


Fig. 5.

Le P. Aleyone.

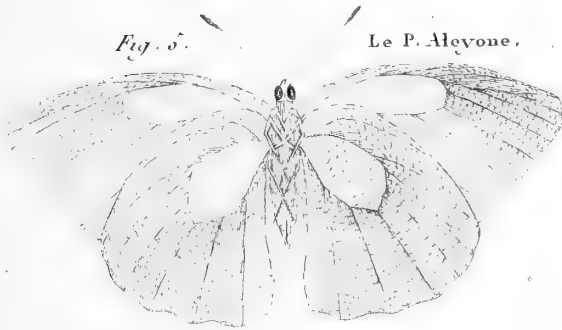


Fig. 6.

Le P. Cléopâtre.





Fig. 7.

Le P. Crocale.



Bonard Durand.

Suite de la 5.^e Famille.

Fig. 1.^{re} bis.




Fig. 2.

Le P. Nicippe.



Fig. 1.^{re} Le P. Hyale.




Fig. 3.

Le P. Ife.

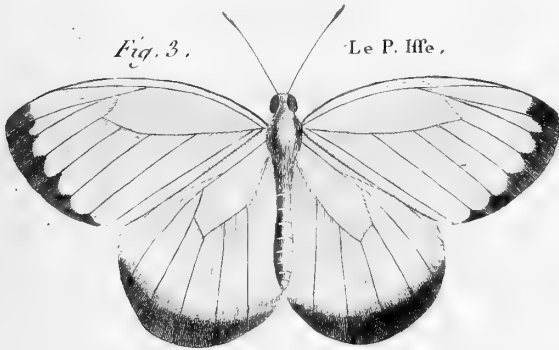


Fig. 3 bis.




Fig. 4 bis.




Fig. 4.

Le P. Belifama.





Fig. 5.

Le P. Dorimene.



Le P. Egialec.

Fig. 6.






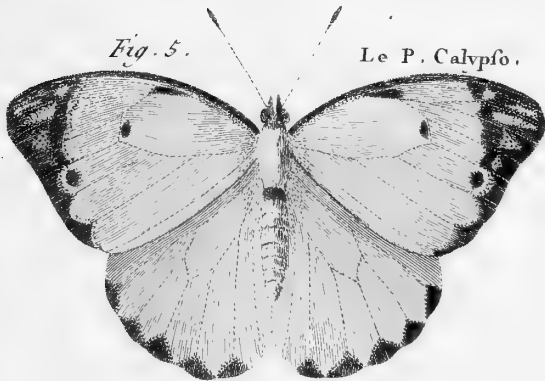
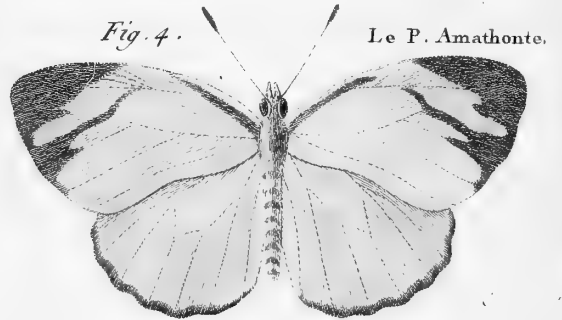






Fig. 6 bis.



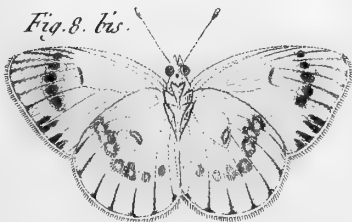

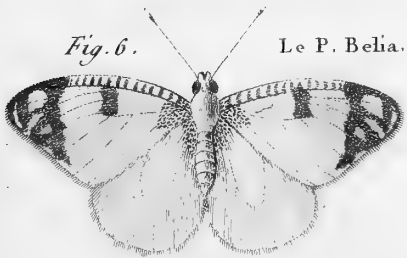
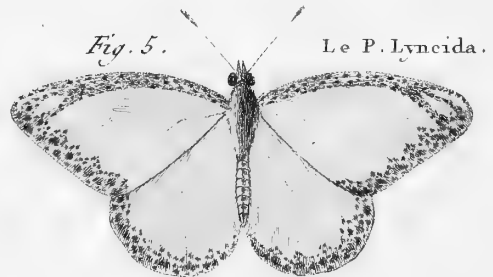


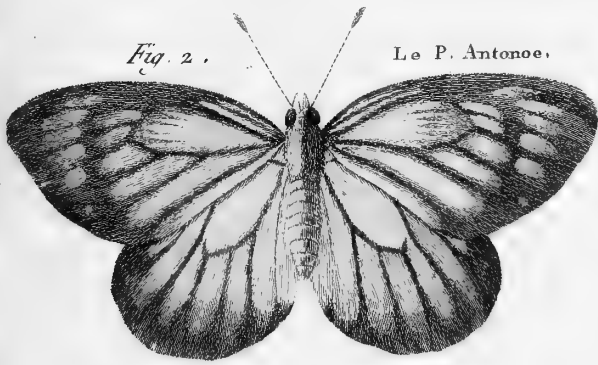




Suite de la 5.^e Famille.



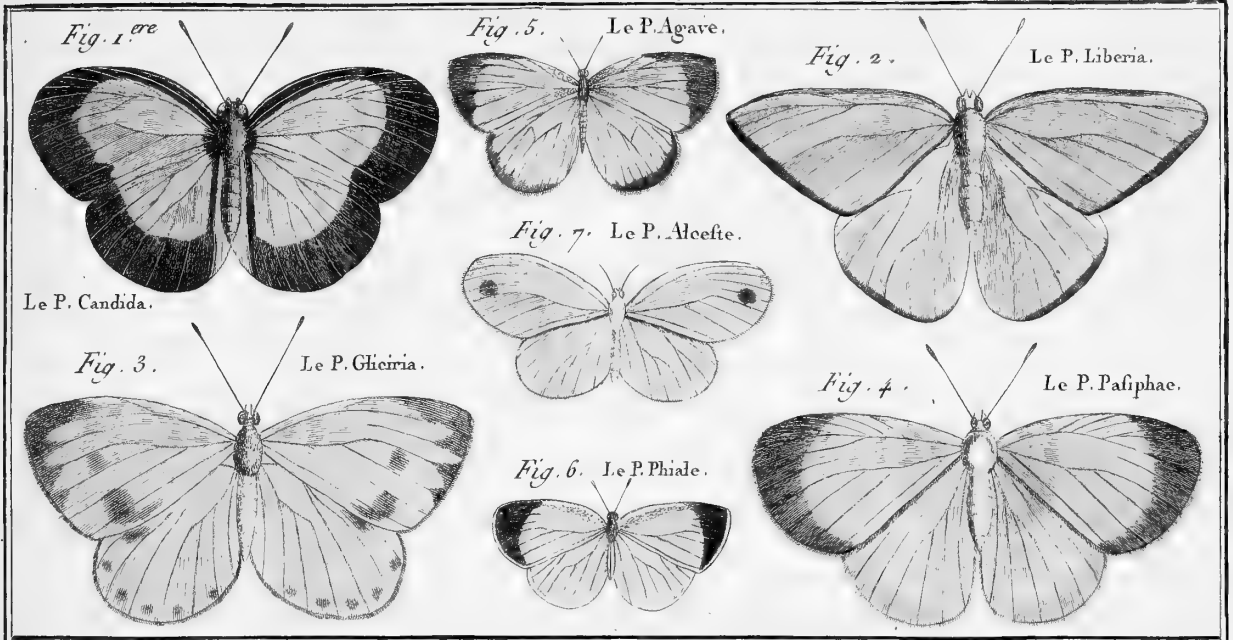


Suite de la 5.^e Famille.

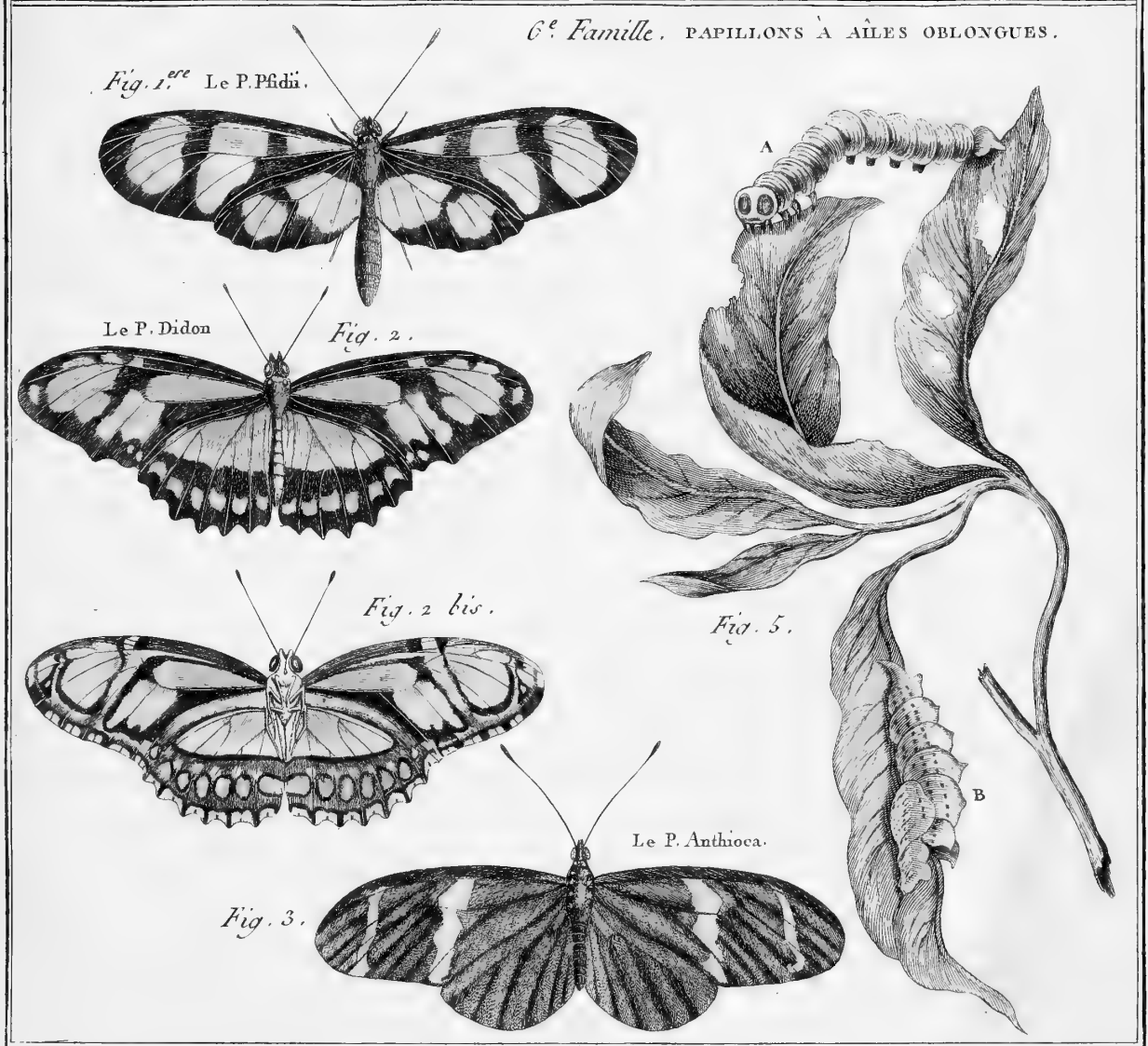



Ernard Divoix.





6.^e Famille. PAPILLONS À AILES OBLONGUES.






Suite de la 6^e Famille.



Le P. Charitonia.

Fig. 1.^{ere}



Le P. Amathusia.

Fig. 2.




Fig. 3.

Le P. Quirina.




Fig. 4.

Le P. Rhea.




Fig. 5.

Le P. Lucia.




Fig. 6.

Le P. Roxane.




Fig. 7.

Le P. Cybele.




Fig. 8.

Le P. Melpomene.




Fig. 9.

Le P. Erythrea.





Fig. 10.

Le P. Palinuria.



Suite de la 6^e Famille.

Fig. 1.^{ere}

Le P. Harmonia.




Fig. 2.

Le P. Egina.

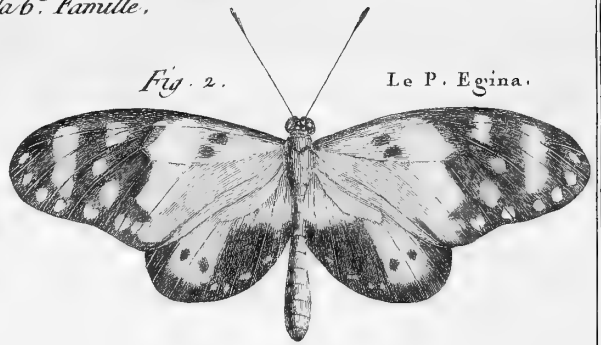


Fig. 3.

Le P. Equicola.




Fig. 4.

Le P. Isabella.




Fig. 5.

Le P. Numata.




Fig. 6.

Le P. Silvana.




Fig. 7.

Le P. Muleiber.

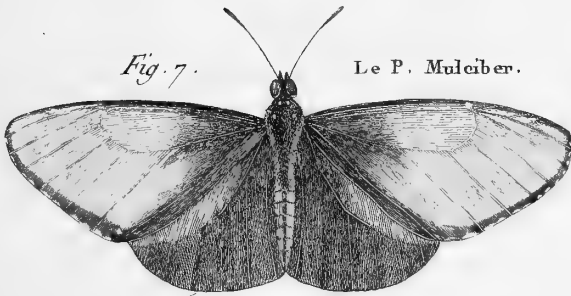


Fig. 8.

Le P. Epa.

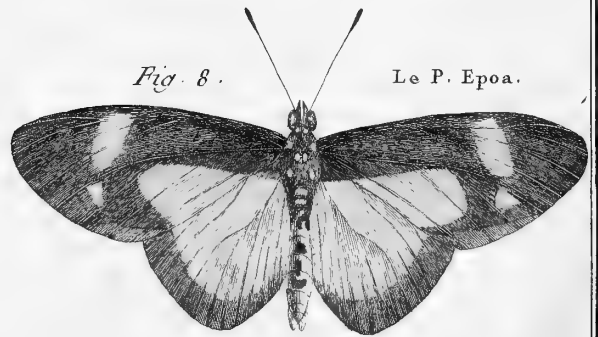


Fig. 9.

Le P. Medoa.


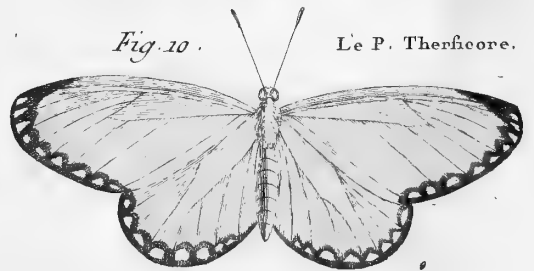


Fig. 10.

Le P. Therfloore.



Suite de la 6^e Famille.




Fig. 1.

Le P. Horta.




Fig. 2.

Le P. Hione.




Fig. 3.

Le P. Melanide.




Fig. 4.

Le P. Selene.




Fig. 5.

Le P. Rofalie.




Fig. 7.

Le P. Flore.




Fig. 6. Le P. Affarica.

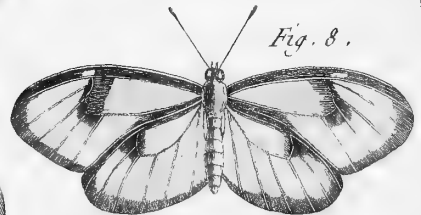



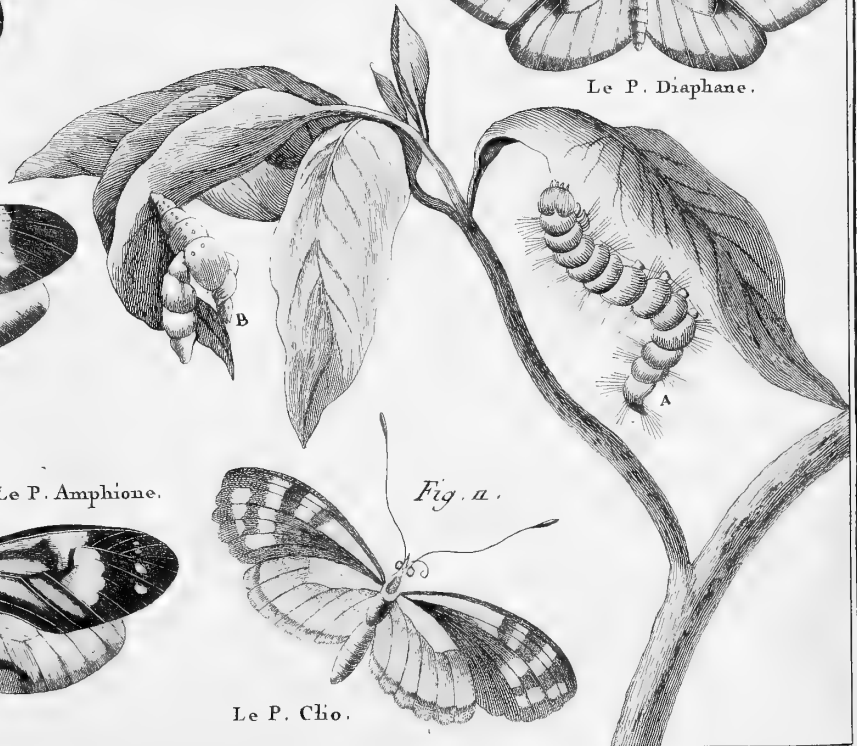
Fig. 8.

Le P. Diaphane.



Le P. Melite.

Fig. 10.



Le P. Cho.

Fig. 11.






Fig. 9.

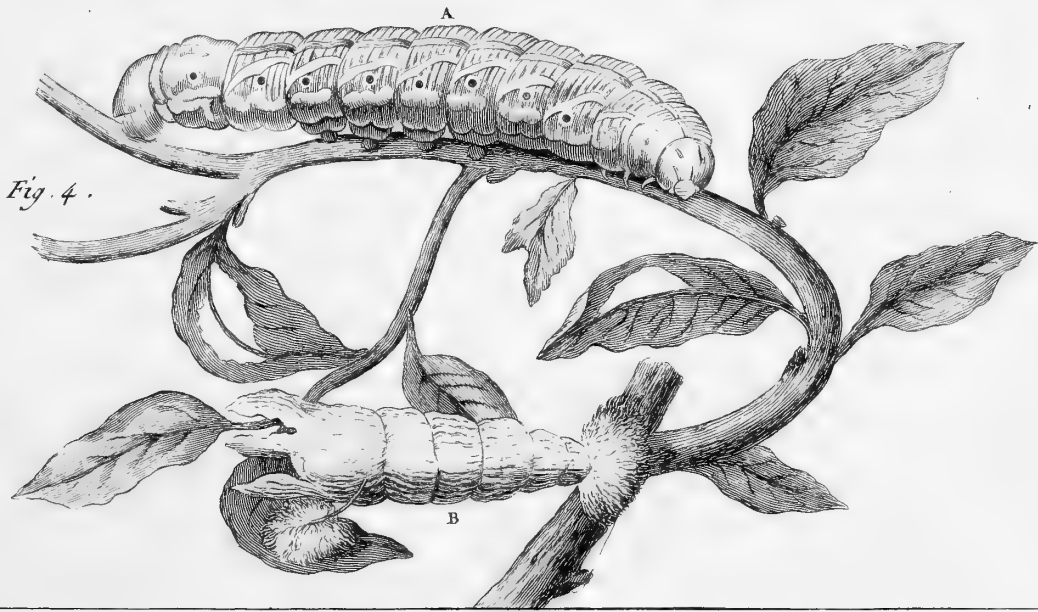




Le P. Amphione.

Benard Drouot.





7.^e Famille.








Fig. 1.^{re}
bis

Suite de
la 7.^e Famille

Le P. Télémaque.




Fig. 2.^{re}




Fig. 2.

Le P. Achille.



Fig. 2. bis.




Fig. 3.

Le P. Ménélaus.




Fig. 3 bis

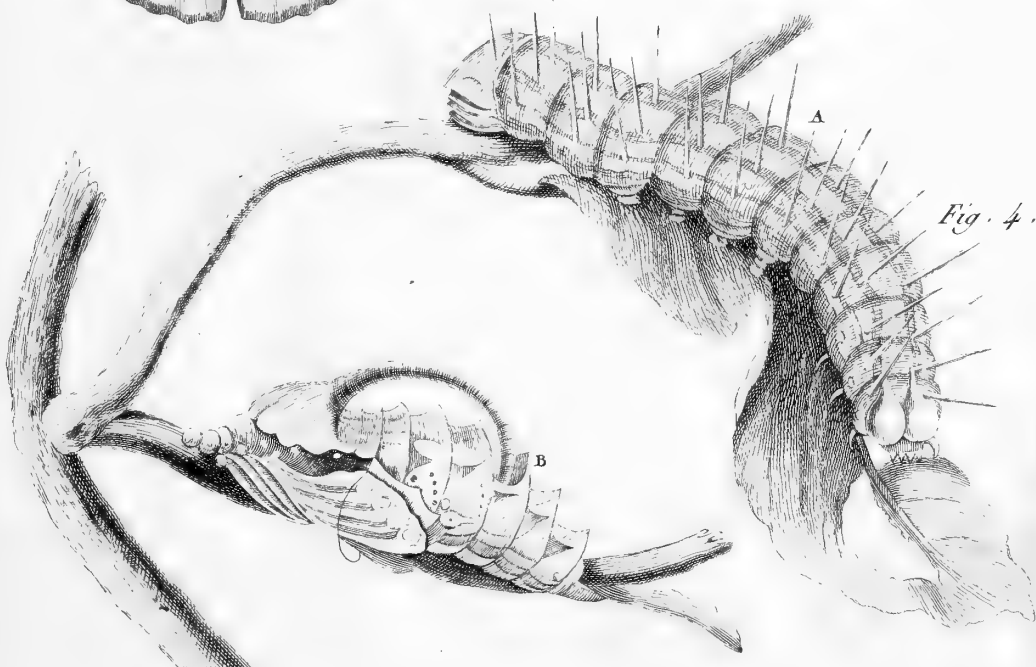




Fig. 4.





Le P. Adonis.

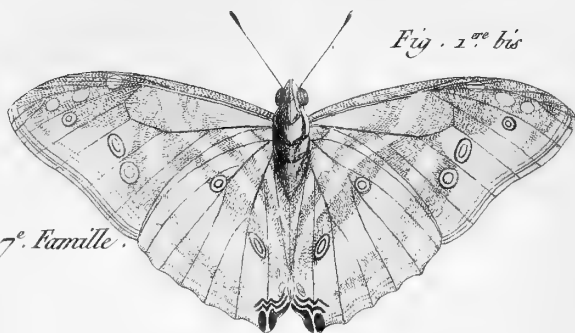


Fig. 1. 1. bis

Suite de la 7. Famille.




Fig. 2.

Le P. Menander.



Fig. 2. bis




Fig. 3.

Le P. Tencer.




Fig. 3. bis

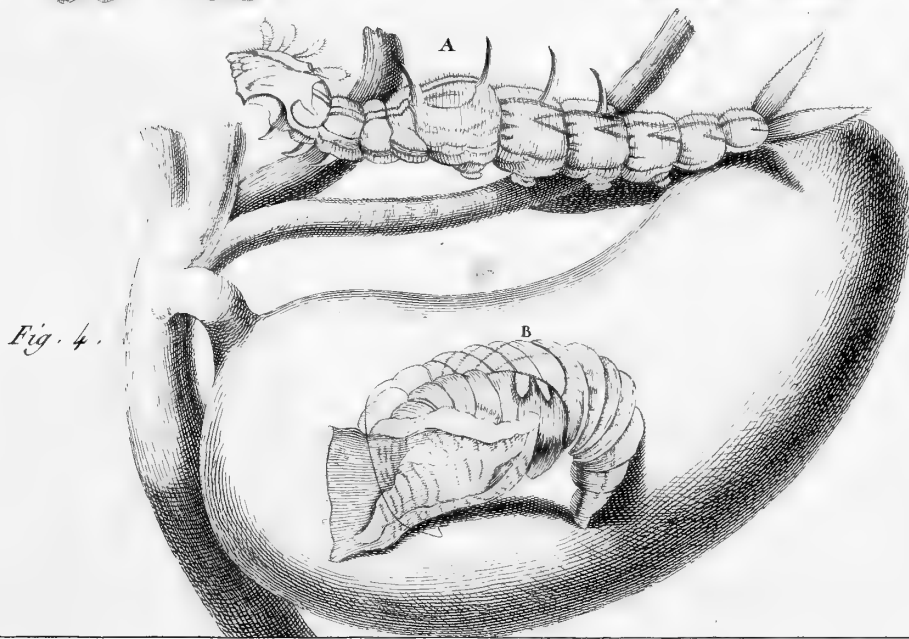


Fig. 4.




Fig. 1^{re}

Le P. Eurilochus.





Fig. 1^{re} bis.



Suite de la 7^e Famille.

Fig. 2.

Le P. Quirerie.




Fig. 2 bis.

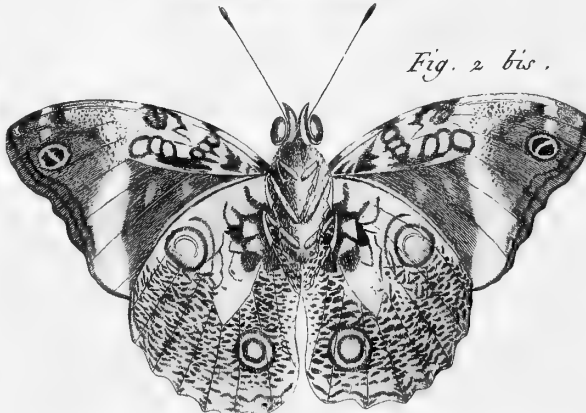


Fig. 3.

Le P. du Caffid.




Fig. 3 bis.

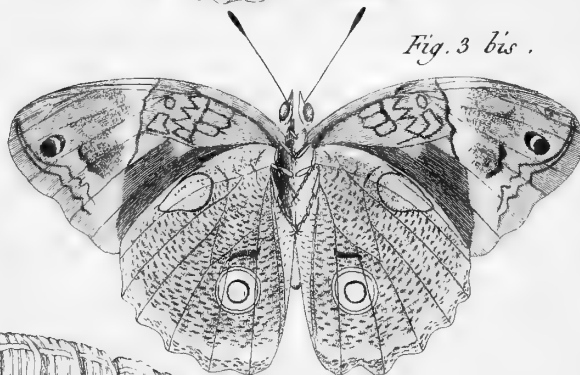




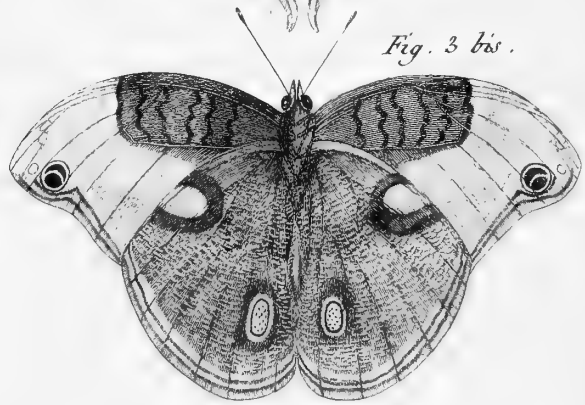
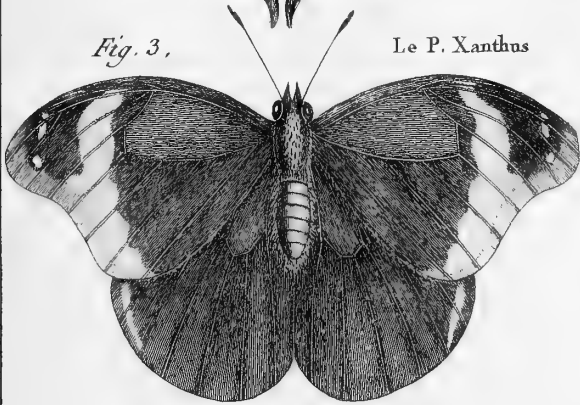


Fig. 4.






Suite de la 7.^e Famille.



Benard Delavit.



Suite de la 7^e famille.

Fig. 1.^{re}



Le P. Leodice.

Fig. 1.^{re} bis.





Fig. 2.



Le P. Cahito.

Fig. 2 bis.




Fig. 3.



Le P. Tubbaghua.

Fig. 3 bis.

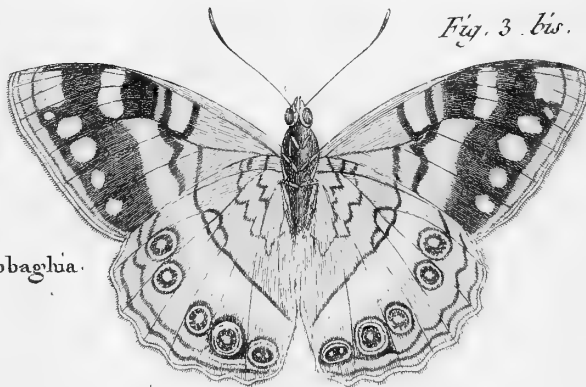





Fig. 4 bis.



Le P. Erminie.


Fig. 4.





Suite de la 7^e. Famille .

Fig. 1^{re}



Le P. Leda.

Fig. 1^{re} bis.





Fig. 2.



Le P. Mycene.

Le P. Clelie.

Fig. 4.




Fig. 4 bis.





Fig. 3.



Le P. Archeie.





Fig. 3 bis

Fig. 5 bis.



Le P. Evagate.

Fig. 5.






Fig. 6.




Le P. Cardu.

Fig. 6 bis.



Benard Dorect



Suite de la 7.^e Famille.

Fig. 1.^{ère}



Le P. Atalante.

Fig. 1.^{ère} bis.





Fig. 2.



Le P. Laothoe.

Fig. 2 bis.

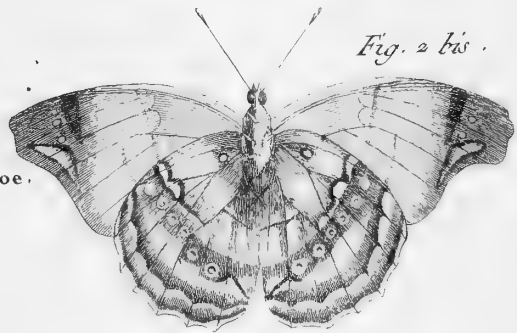



Fig. 3.



Le P. Erigone.

Fig. 3 bis.




Fig. 4.



Le P. Amathée.

Fig. 4 bis.






Fig. 5.



Le P. Octavie.


Fig. 5 bis.






Suite de la 7^e Famille.

Fig. 1.^{re}



Le P. Lena.

Fig. 2.



Le P. Areta.

Fig. 1.^{re} bis.




Fig. 2 bis.





Fig. 3.



Le P. Jairus.

Fig. 3 bis.






Fig. 4.



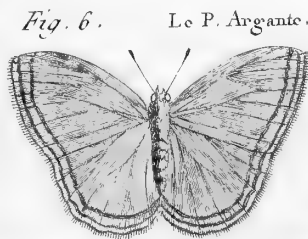
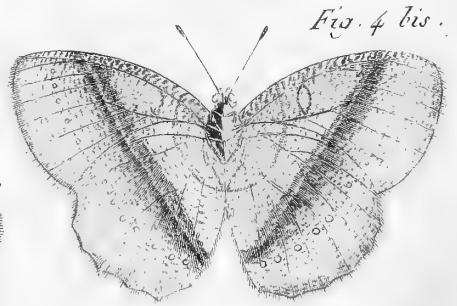
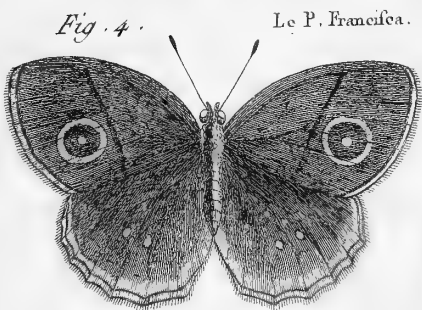




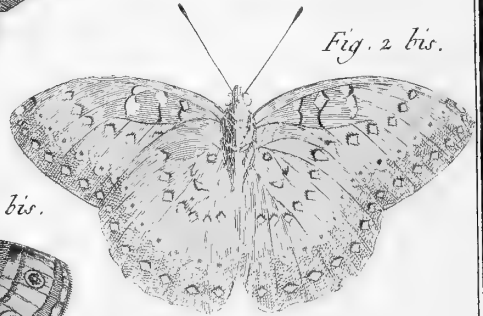

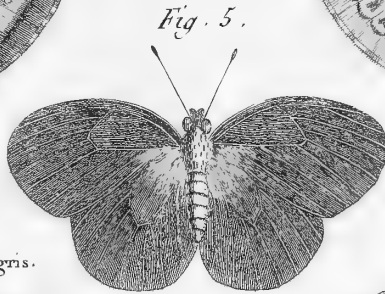
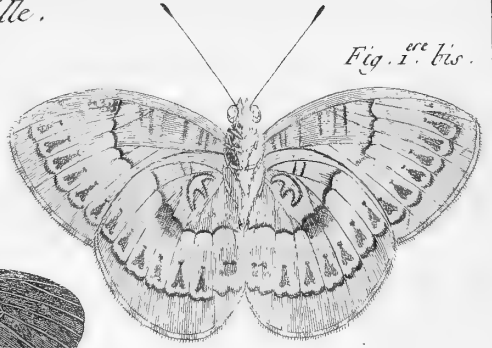
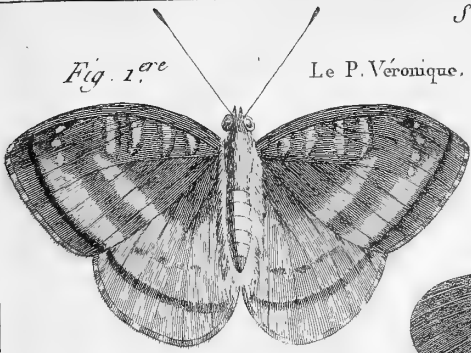


Le P. Amphinome.

Fig. 4 bis.



Suite de la 7.^e Famille.



Suite de la 7^e Famille.

Fig. 1^{re} Le P. Lea.




Fig. 1^{re} bis




Fig. 6. Le P. Célimene.




Fig. 2. Le P. Clytus.




Fig. 2 bis.




Fig. 6 bis.




Fig. 3. Le P. Hippia.




Fig. 3 bis.




Fig. 7. Le P. Amaryllis.




Fig. 4 bis.




Fig. 4. Le P. Salome.




Fig. 7 bis.




Fig. 5 bis.





Fig. 5. Le P. Mylitta.




Demet. Doucet



8^e Famille.

Fig. 1.^{ere} Le Papillon Idda.



Le P. Juventa.




Fig. 2.

Fig. 3 bis.




Fig. 3. Le P. Bérénice.




Fig. 4.

Le P. Alcippe.

Fig. 4 bis.




Fig. 5 bis.





Fig. 5.

Le P. Diocippe.



Bonard Directeur



Suite de la 8^e Famille.

Fig. 1.^{ere} bis.





Fig. 1.^{ere}



Le Papillon Ino.

Fig. 2 bis.






Fig. 2.



Le P. Cyane.

Fig. 3.



Le P. Antigone

Fig. 4 bis.








Fig. 4.





Le P. Bolina.




Suite de la 8^e Famille.



Le Papillon Adonie.



Le P. Diane.



Le P. Vitellie.



Le P. Eurinome.



Suite de la 8^e Famille.

Fig. 1^{ere}.

Le Papillon Eurita.




Fig. 2.

Le P. Bagliffe.




Fig. 3.

Le P. Crithée.




Fig. 4.

Le P. Galanthis




Fig. 5.

Le P. Arfate.




Fig. 5 bis.




Fig. 6.

Le P. Harpalyce.





Fig. 6. bis.





Suite de la 8.^e Famille.




Fig. 1. 1^{re}

Le Papillon Idalie.



Fig. 2.

Le P. Hypérie.



Fig. 1 bis




Fig. 2 bis.



Fig. 3.

Le P. Typha.




Fig. 3 bis.




Fig. 4.

Le P. Carinente.





Fig. 4 bis



Suite de la 8.^e Famille.

Fig. 1.^{ere}



Le Papillon Lais.

Fig. 1.^{ere} bis.





Fig. 2.



Le P. Chione.

Fig. 2 bis





Fig. 3.



Le P. Phaëton.

Fig. 3 bis.






Fig. 4.



Le P. Venilie.

Fig. 4 bis.




Bernard Dorevil



Suite de la 8.^e Famille.

Fig. 1.^{ere}



Le Papillon Valentine .

Fig. 1.^{ere} bis.






Fig. 2.



Le P. Aceste .

Fig. 3.



Le P. Phlegie .

Fig. 4.



Le P. Liviopie .

Fig. 4 bis.





Fig. 2 bis.



Fig. 5.


Le P. Epitus .



PLEBEYENS NOBLES .


9.^e Famille.

Fig. 6.



Le Papillon Endymion .


Fig. 6 bis.



Benard Duxet

Suite de la 9^e. Famille.

Fig. 1.^{ere}



Le Papillon Royal.

Fig. 3.




Le P. Elis.

Fig. 4.



Le P. Halesus.

Fig. 5.



Le P. Meton.

Fig. 5 bis.





Fig. 1.^{ere} bis.



Fig. 6.



Le P. Ganimède.

Fig. 6 bis.





Fig. 2.



Le P. Marfvas.

Fig. 7.



Le P. Impérial.

Fig. 7 bis.




Fig. 2 bis.






Fig. 8.



Le P. Venuus.


Fig. 9.



Le P. Hyacinthe.


Suite de la 9^e. Famille

Fig. 1.^{ere}




Le Papillon Pelops.

Fig. 2.




Le P. Inachus.

Fig. 3.




Le P. Hehus.

Fig. 5.



Le P. Cætolus.

Fig. 4.



Le P. Silene.

Fig. 3 bis.






Fig. 6.



Le P. Cupentus.

Fig. 7.



Le P. Vefulus

Fig. 7 bis.



Fig. 8.




Le P. Beon.

Fig. 9.



Le P. Lausus.

Fig. 10.



Le P. Perion.

Fig. 10 bis.




Fig. 8 bis.



Fig. 12.

Le P. Formose.

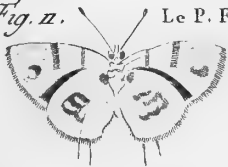


Fig. 22.



Le P. Salmonée.

Fig. 22 bis.




Fig. 13.



Le P. Triopus.

Fig. 13 bis.



Le P. Damon.

Fig. 24.





Fig. 24 bis.




Bernard Doreil




Suite de la 9^e Famille.

Fig. 1.^{er}



Le Papillon Bleu Ccelele.

Fig. 1^{er} bis



Le P. Laridas.

Fig. 2.



Le P. Aratus.

Fig. 3.



Le P. Corydon.

Fig. 4.




Le P. Altymus.

Fig. 4 bis.




Le P. Polyeletes.

Fig. 5.




Le P. Chorineus.

Fig. 6.



Le P. Dorilas.

Fig. 6 bis.



Le P. Pyretus.

Fig. 5 bis.

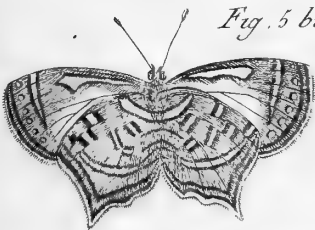


Fig. 7.

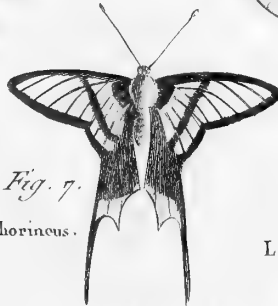



Fig. 8.

Fig. 9.




Le P. Arcas.

Fig. 9 bis.



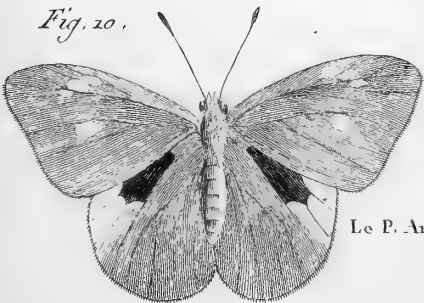
Le P. Pectus.

Fig. 12.



Le P. Menander.

Fig. 10.




10^e Famille, PLEBEYENS COMMUNS.

Fig. 11.




Deard D'orsil



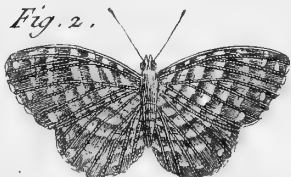
Suite de la 10^e. Famille.

Fig. 1.^{ere}



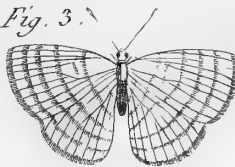
Le P. Actoris.

Fig. 2.




Le P. Thafus.

Fig. 3.



Le P. Philemon.

Fig. 4.



Le P. Bubastus.

Fig. 5.



Le P. Callus.

Fig. 5 bis.




Fig. 6.



Le P. Mifene.

Fig. 4 bis.

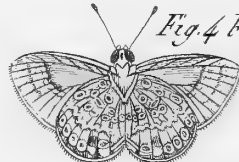
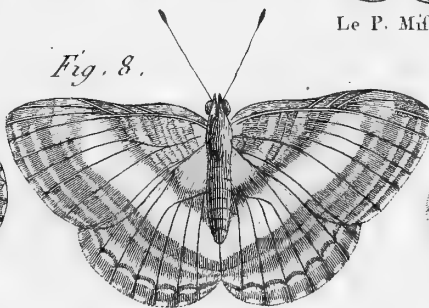



Fig. 8.



Le P. Philiafus.

Fig. 7.



Le P. Danis.

Fig. 8. bis





Fig. 10.



Le P. Fatime.

Fig. 9.



Le P. Mandana.

Fig. 11



Le P. Mauthus.

Fig. 11 bis

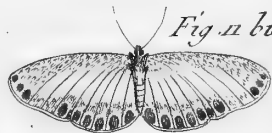




Fig. 13.



Le P. Elegyas.

Fig. 14 bis



Le P. Labdacus.

Fig. 12.



Le P. Therlander.

Fig. 14.






Fig. 15. Le P. Timée.



Fig. 15 bis





Suite de la 10^e Famille

Fig. 1.^{ere}

Le Papillon Palmus.




Fig. 1.^{ere} bis.

Fig. 2.

Le P. Nuis.

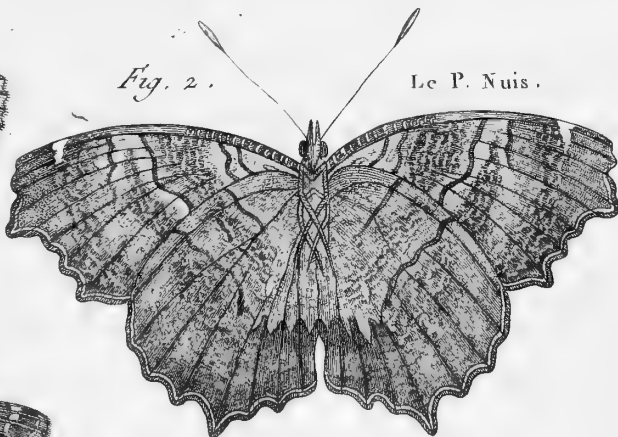


Fig. 3 bis.



Fig. 3. Le P. Epulus.

Fig. 2 bis.




Fig. 4.



Le P. Abaris.

Fig. 5. Le P. Penthée.




Fig. 6.



Le P. Cléone.

Fig. 7.




Le P. Acante.

Fig. 8. Le P. Petavius.



Fig. 9.



Le P. Micalie.

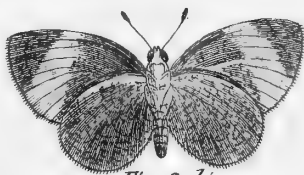



Fig. 8 bis.

Fig. 10.



Le P. Menerie.

Fig. 13.

Le P. Probeter.





Fig. 14.




Le P. Epaphus.

Fig. 11.



Le P. Hibon.

Fig. 12.




Le P. Pygmée.

Fig. 14 bis.



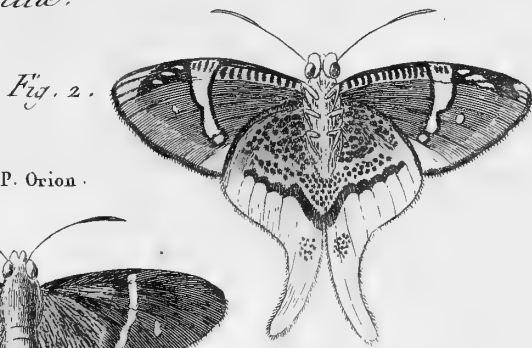
Bernard Duvet



Onzième Famille.



Le Papillon Cœlus.



Le P. Orion.



Fig. 2 bis.




Fig. 3.

Le P. Clonius.



Fig. 1. ere 1. bis.




Fig. 4.

Le P. Pygmalion.




Fig. 7.

Le P. Foudroyant.




Fig. 6. Le P. Apalte.




Fig. 5.

Le P. Sebaldé.




Fig. 8.

Le Papillon Phedon.




Fig. 8 bis.

Le P. Phedon. N. 2.





Fig. 5. bis.



Onzieme Famille.

Fig. 2.^{me}

Le Papillon Enotrus.






Fig. 4



Le P. Hylaïpe.

Fig. 3.



Le P. Brino.

Fig. 2.

Le P. Arinas.




Fig. 6. Le P. Forestan.





Fig. 4 bis.

Fig. 5.

Le P. Comus.




Fig. 8. Le P. Ebusus.





Fig. 7.



Le P. Morphée.

Fig. 9.

Le P. Pfecas.



Fig. 9 bis.





Fig. 10.



Le P. Crinifus.

Fig. 11.

Le P. Noble.






Fig. 12.



Le P. Vitreus.

Fig. 13.



Le P. Artemide.

Fig. 11 bis.




Fig. 14.



Le P. Fantasos.

Fig. 14 bis.



Onzieme Famille

Fig. 1.^{ere} Le Papillon Oecus.





Fig. 2.



Le P. Japet.

Fig. 3. Le P. Jolus.






Fig. 5.



Le P. Cerialis.

Fig. 4.



Le P. Talaus.

Fig. 3 N^o. 2. Le P. Jolus.



Le P. Salatis.




Fig. 6.

Fig. 7. Le P. Helens.





Fig. 8.




Le P. Parmenides.

Fig. 8 bis.




Le P. Parmenides. N^o. 2.

Fig. 9.



Le Papillon Phydias.

Fig. 9. N^o. 2.



Bernard Doreil

Onzieme Famille

Fig. 1.^{re}

Le Papillon Acafte .



Fig. 2.

Le P. Thafus .




Fig. 4.

Le P. Anaphus .




Fig. 5.

Le P. Peleus .




Fig. 3.

Le P. Midas .




Fig. 6.

Le P. Gentus .




Fig. 8.

Le P. Vmdex .




Fig. 7.

Le Papillon Mimas .




Fig. 7 bis




Fig. 9.

Le P. Menes .







Fig. 1^{ere}



Le Papillon Flambe.

Fig. 4 Le P. Machaon.



Fig. 2.



Fig. 6.




Fig. 5.



Fig. 3.



Fig. 9.



Le Petit Apollon.

Fig. 7. Le P. Apollon.




Fig. 9 bis



Fig. 10 bis



Fig. 8.



Fig. 10.

Le P. Gaze

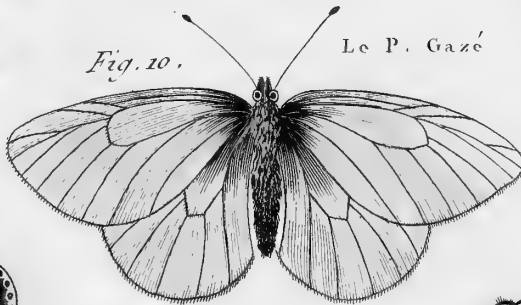


Fig. 13. Le P. Argus bleu.



Fig. 13 bis



Fig. 11.



Fig. 15.



Fig. 14.



Fig. 16 bis



Le P. Argus bleu
decoupe

Fig. 16




Fig. 12.



Bonard Duvet



Fig. 1.^{re} Le Papillon Argus bleu Celeste.



Fig. 1.^{re} bis.

Fig. 2. Le P. Arion.



Fig. 2 bis.

Fig. 3. Le P. Argus Verd.



Fig. 3 bis.

Fig. 4. Le P. Argus Myope.



Fig. 4 bis.

Fig. 5. Le P. Argus Satiné.



Fig. 5 bis.

Fig. 5. N.° 3.



Fig. 7.



Le P. Argus Bronzé.

Le P. Argus Satiné à taches noires.




Fig. 6.



Fig. 6. N.° 3.

Fig. 6 bis.



Fig. 7 bis.



Fig. 8.



Le P. demi-Argus.




Fig. 9.

Le P. Ariane.




Fig. 9 bis.

Fig. 10.



Le P. à bandes noires.

Fig. 8 bis.



Fig. 13 bis.



Fig. 13. Le P. Céphale.




Fig. 11.



Fig. 12.



Benard Duvet

Fig. 1.^{ere} Le Papillon Mælibée.




Fig. 1.^{ere} bis

Fig. 2.



Le P. Plein-chant.

Fig. 3.



Fig. 4.



Fig. 6 bis

Le P. de l'Aulne.

Fig. 5. Le P. Point d'Hongrie.



Fig. 5 bis.

Fig. 6.




Fig. 9. Le P. du Chêne.




Fig. 9 bis.

Fig. 10. Le P. Echion.



Fig. 7.

Fig. 8.




Fig. 10 bis



Fig. 11. Le P. Bætien.



Fig. 12.



Le P. du Prunier.



Fig. 12 bis.

Fig. 13.



Le P. Procris

Fig. 14. Le P. Euphemo.




Fig. 15 bis.



Fig. 15. Le P. Citron.

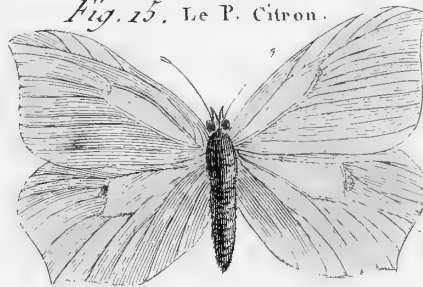


Fig. 13 bis.



Fig. 14 bis



Fig. 16.



Fig. 17.

Bernard Doreil




Fig. 1.^{ere} Le Papillon Blanc de lait.



Fig. 2. Le P. du Navet.



Fig. 1.^{ere} bis



Fig. 2 bis




Fig. 3. Le P. du Chou.




Fig. 3 bis.



Fig. 6. Le P. de la Rave.




Fig. 4.



Fig. 5.



Fig. 7.



Fig. 6 bis.

Le P. Palano.



Fig. 8.




Fig. 9 bis




Fig. 9.

Fig. 13. Le P. Amaryllis.




Fig. 15.



Fig. 10.




Fig. 10 bis




Fig. 13 bis.

Le P. Tristan.

Fig. 14.




Fig. 11.



Fig. 12.



Benard Doreval




Fig. 1.^{re} Le Papillon Bacchante.




Fig. 1.^{se} bis.




Fig. 2. Le P. Géographique.




Fig. 2 bis.



Fig. 3. Le P. Géographique fauve.



Fig. 3 bis. (Variété.)





Fig. 4. Le P. Chiffre.

Fig. 5.



Le P. Euphrosine.

Fig. 6.



Le P. Damier.

Fig. 4 bis.




Fig. 5 bis.



Fig. 6 bis.




Fig. 7.



Fig. 8.



Fig. 9.



Le P. Damier-pâle.

23 bis.



Fig. 13 et 23 bis.

Le P. Petit Damier.

Fig. 12 bis.




Fig. 20.

Fig. 9 bis.



Fig. 12.



Le P. Damier.
à taches fauves.



Fig. 21.

23

Bonard Duvet




Fig. 1.^{re}

Le Papillon le Belle Dame.



Fig. 1.^{re} bis.



Fig. 4. bis.

Le P. Galathée.



Fig. 2.



Fig. 3.



Fig. 4.




Fig. 5.

Le P. Demi-Deuil.




Fig. 6. bis.

Le P. Fauve.




Fig. 6.




Fig. 5. bis.



Fig. 7.

Le P. Fauve.



Fig. 7. bis.



Fig. 8. bis.



Fig. 2. bis.



Fig. 9. Le P. Gamma.




Fig. 9. bis.




Fig. 8. Le P. Francomien.



Fig. 10.

Bonard Drouot

Fig. 1.^{ere}

Le Papillon Iris.




Fig. 2.



Fig. 1.^{ere} bis.

Fig. 3 bis (Variete')

Le P. Mirtil.

Fig. 3.





Fig. 5.

Le P. Morio.

Fig. 4.



Fig. 3. N° 3




Fig. 7.



Fig. 6.



Fig. 12.



Le P. petit Nacre.

Fig. 8. Le P. grand Nacre.

Fig. 9.




Fig. 11.

Fig. 13.




Fig. 10.

Fig. 15.



Fig. 14.



Fig. 1.

Le Papillon Briseis.





Fig. 2.



Fig. 3.



Le P. Le Paon du Jour.

Fig. 7.



Le P. Proserpine.

Fig. 5.



Fig. 4.




Fig. 8. Le P. Safrané.




Fig. 7 bis.



Fig. 6.

Fig. 11. Le P. Silvain.



Fig. 9. Le P. Satire.





Fig. 10 bis.

Fig. 20. Le P. Némusien.




Fig. 11 bis.




Fig. 9 bis.




Fig. 2.^{re} Le Papillon grand Silvain.



Fig. 2.^{re} bis




Fig. 3.



Fig. 4. Le P. petit Silvain.



Fig. 4 bis



Fig. 2.



Fig. 5.



Fig. 6.



Fig. 7. bis.



Fig. 8 bis.



Fig. 9.

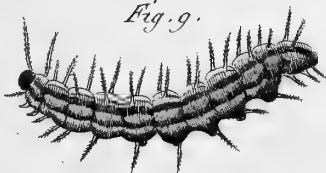



Fig. 8. Le P. Tabac d'Espagne



Fig. 20.



Fig. 7. Le P. Silvanée.



Bonard Doreil



Fig. 1.^{re} Le Papillon Tircis.






Fig. 5.

Le P. Titre.


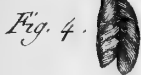


Fig. 3.



Fig. 5 bis.

Fig. 6. Le P. grande Tortue.




Fig. 6 bis.

Fig. 6. N. 3. La Larve (mâle.)



Fig. 6. N. 5.

Fig. 6. N. 4. La Larve (femelle.)



Fig. 7. Le P. petite Tortue.




Fig. 8. N. 2.



Fig. 20. Le P. petite Violotte.



Fig. 7 bis.



Fig. 9.

Fig. 8. N. 1.



Fig. 8. N. 3.



Fig. 20 bis.



Benard Dorezil




Fig. 1.^{re} Le Papillon Vulcain.



Fig. 1.^{re} bis.



Fig. 2.



Fig. 2 bis.



Fig. 2 N^o 3.



Fig. 4. Le P. de l'Orpin.



Fig. 4 bis.



Fig. 3.



Fig. 5 Le P. de la Pilofelle.




Fig. 5. N^o 2.




Fig. 5 N^o 3.




Fig. 6.




Fig. 7. Le P. Agreste.




Fig. 7 bis.



Le P. Agave.



Fig. 6 bis.

Le P. Arachné.




Fig. 8 bis.

Fig. 8.



Bernard Doreil




Fig. 1.^{ere}

Le Papillon Cardinal.




Fig. 1.^{ere} bis




Fig. 3 bis.

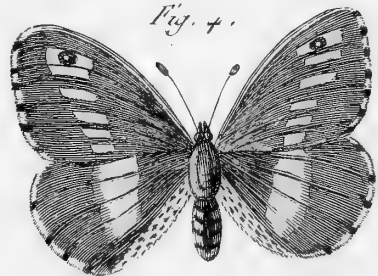


Fig. 2.

Fig. 3. Le P. l'Echiquier.



Fig. 4.



Le P. Diane.

Fig. 5.

Le P. l'Hermite.




Fig. 2 bis.

Fig. 4 bis.



Le P. Héros.

Fig. 6.

Le P. Mercure.




Fig. 7 bis.

Fig. 6 bis.



Fig. 5 bis.





Le P. Miroir.

Le P. Mifis.

Fig. 8.

Fig. 7.

Fig. 8.



Bernard Duvoy



Fig. 1.^{re}

Le Papillon Palès.



Fig. 1.^{re} bis.



Fig. 2

Le P. Protée.



Fig. 2 bis.



Fig. 3.

Le P. Silène.




Fig. 3 bis.



Fig. 4.

Le P. Proserpine.




Fig. 4 bis.

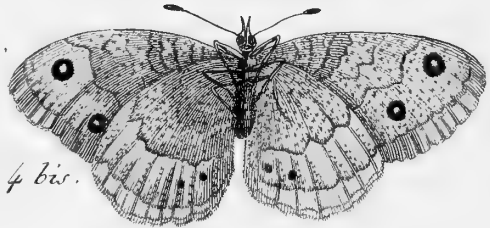


Fig. 5.

Le P. Alioni.




Fig. 5 bis.



Le P. Arge

Fig. 6.






Fig. 6 bis.





Le Sphinx demi-Paon .

Fig. 1.^{ere}



Fig. 1.^{ere} bis.



Fig. 3.



Fig. 4.



Fig. 5.

Fig. 2.



Fig. 6.





Fig. 7.



Le Sphinx de Chêne .

Fig. 6 bis.

Le Sphinx du Peuplier .

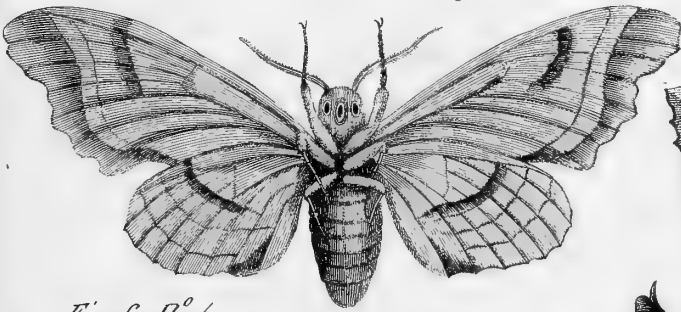


Fig. 6. N.º 4.



Fig. 6. N.º 3.




Fig. 7. N.º 4.



Fig. 7. N.º 2.



Fig. 7. N.º 3.



Benard Dresseur





Le Sphinx du Tilleul .

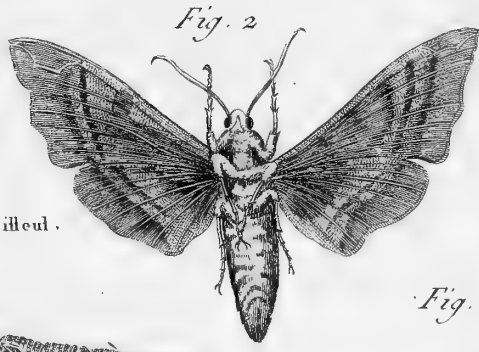


Fig. 2



Fig. 4.




Fig. 3 .



Fig. 5 .

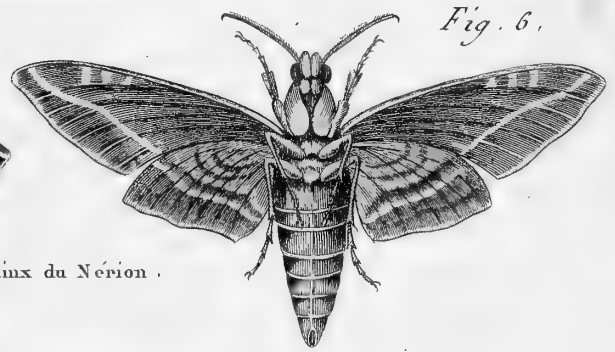


Fig. 6 .

Le Sphinx du Nerion .



Fig. 7 .

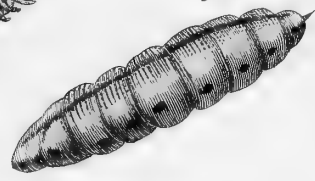


Fig. 8 .




Fig. 9

Le Sphinx Tête de mort .



Fig. 10 .



Fig. 12 .



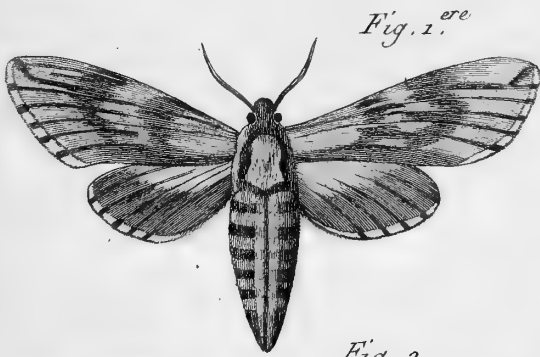


Fig. 11 .





Le Sphinx du Pin.




Fig. 1. ere bis.

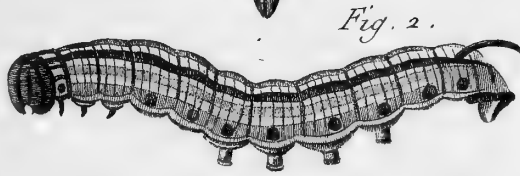


Fig. 2.



Fig. 3.

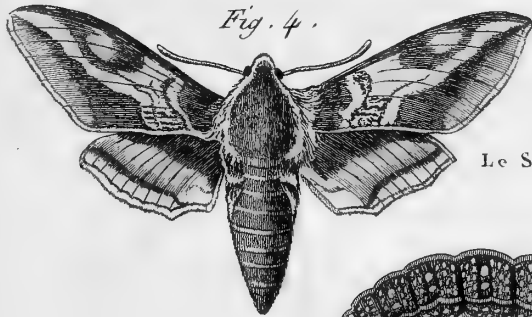


Fig. 4.

Le Sphinx du Tithymale.



Fig. 4. bis.



Fig. 5.



Fig. 6.



Fig. 7.

Le Sphinx Elpenor.

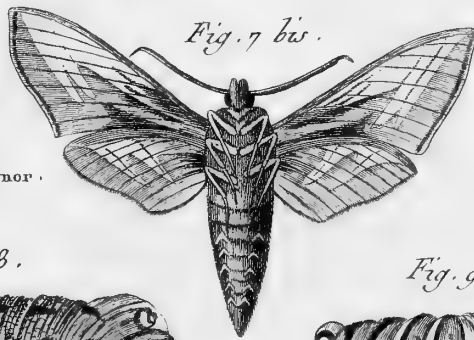


Fig. 7 bis.




Fig. 8.



Fig. 9.




Fig. 20.

Le Sphinx petit Pourceau.





Fig. 20 bis.



Fig. 12.



Fig. 11.






Fig. 1. ^{ere}

Le Sphinx du Liferon.

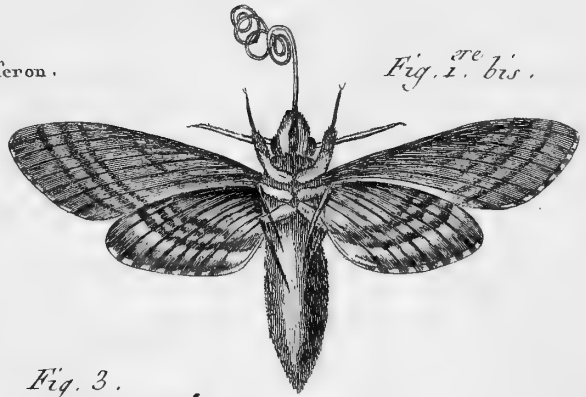


Fig. 1. ^{ere} bis.



Fig. 2.



Fig. 3.



Fig. 4 bis.

Fig. 4.

Le Sphinx du Troene.



Fig. 6.


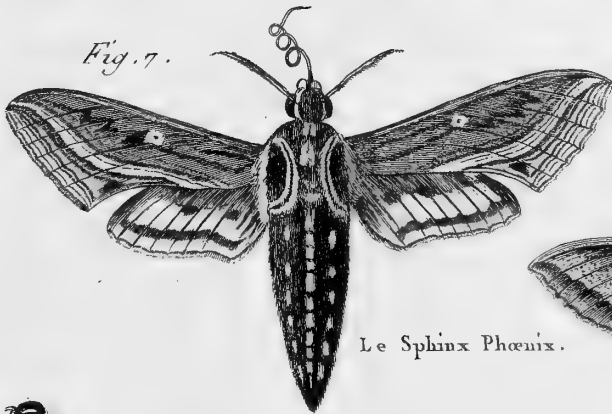


Fig. 5.

Fig. 7.



Le Sphinx Phoenix.

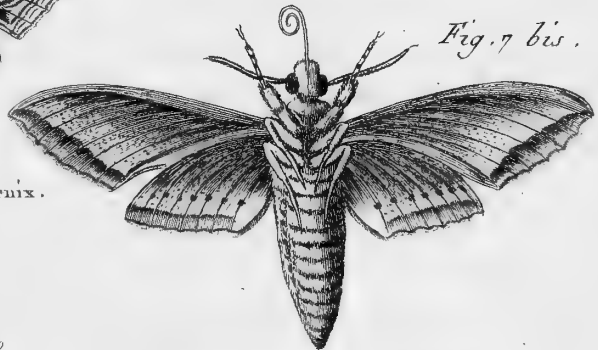


Fig. 7 bis.




Fig. 8.



Fig. 9.




Fig. 1.^{re} Le Sphinx Nessus.




Fig. 2. Le Sphinx Apulus.




Fig. 3. Le Sphinx Dentéle'.



Fig. 4.

Le S. Phorbas.



Fig. 5. Le S. Rayé.



Fig. 6. Le S. Lycetus.

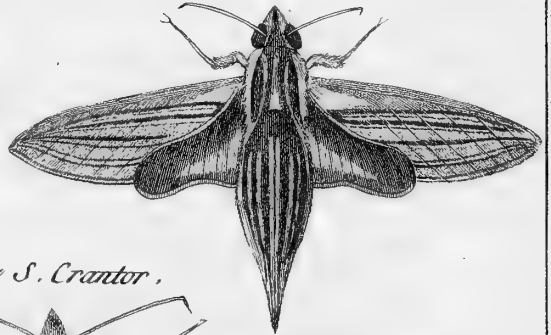


Fig. 9. Le S. Crantor.




Fig. 8. Le S. Caius





Fig. 7. Le S. Hyleus.






Fig. 1.^{re} Le Sphinx Nachus.



Fig. 2. Le Sphinx de la Lambruche.



Sésie .

Fig. 3. La Sésie du Caille-lait.




Fig. 3. N^o 2.

Fig. 3. N^o 3.



Fig. 3. N^o 4.



Fig. 4.



La Sésie Chabroniforme.



Fig. 4. N^o 2.

Fig. 7. La S. Melas.



Fig. 5.



La S. Culiciforme.

Fig. 6.



La S. Tipuliforme.

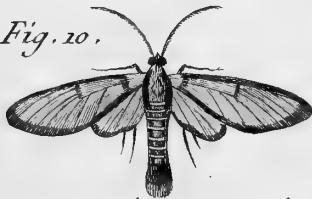


Fig. 5. bis.

Fig. 6 bis




Fig. 10.



La Sésie Leucospis.

Fig. 8.



La S. Hylas.

Fig. 9.



La S. Marica.

Fig. 10 bis.



Fig. 9 bis.



Fig. 1^{re}. La Zygene



de la Filipendule

Fig. 1^{re}. N^o. 2.



Fig. 1^{re}. N^o. 3.



Fig. 2. N^o. 4.



Fig. 2. La Zygene de la Luzerne.



Fig. 3. La Z. de l'Esparcette.



Fig. 3 bis.

Fig. 2 bis.



Fig. 4. La Z. des Hayes.



Fig. 4. N^o. 2.

Fig. 5. La Z. de la Bruyere.



Fig. 5 bis.

Fig. 6.



La Z. Turquoise.

Fig. 8.

La Zygene Erix.



Fig. 7.



La Z. Cerbere.

Fig. 6 bis.



Fig. 8 bis

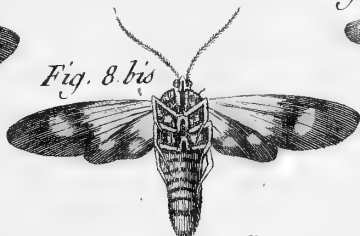


Fig. 9.

La Z. Egeon.

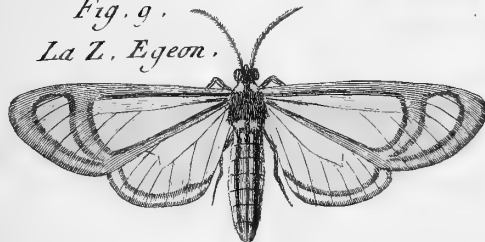


Fig. 10. La Zygene Polymere



Fig. 11.



La Z. Helime.

Fig. 11 bis.



Fig. 12. La Z. Lichas.



Fig. 16. La Z. à Queue.



Fig. 15.



La Z. Auge.

Fig. 13.

La Z. Eurocilia.




Fig. 14. La Z. Scyton.







Fig. 2.



Le B. Ethra

Fig. 1. Le Bombix Atlas




Fig. 3.




Le B. Cecropie

Fig. 4.




Le B. Polyphème.

Fig. 5.




Le B. Mylitta

Fig. 8.



Le Bombix
Semiramis.

Fig. 6.



Le B. Alinde

Fig. 7. Le Bombix Janus






Fig. 1^{ere}.




Le Bombix Lune

Fig. 3.



Le B. Tyrhee.

Fig. 4.



Le Bombix Apollonie.

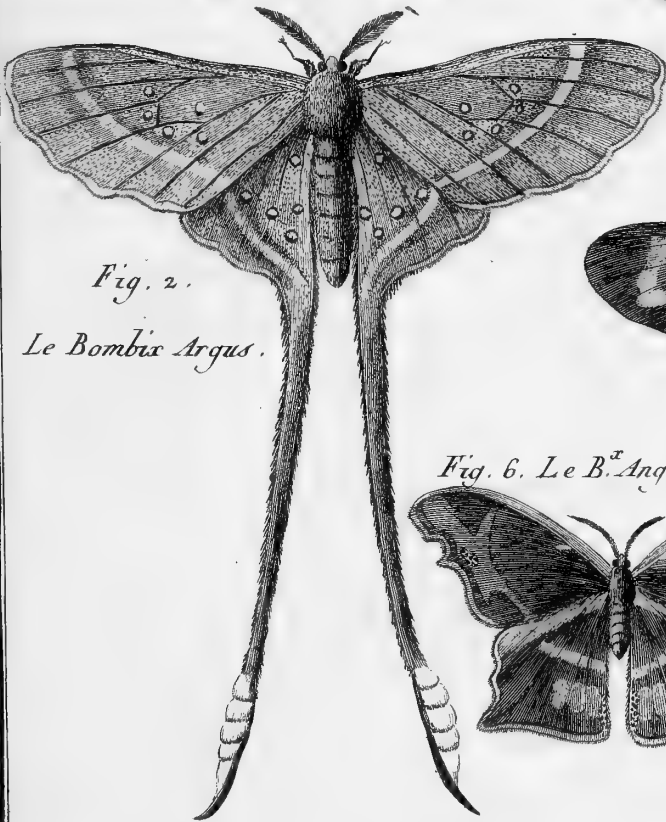



Fig. 2.

Le Bombix Argus.

Fig. 5.



Le Bombix Militaire.

Fig. 6. Le B. Anguleux.




Fig. 9. Le B. Ermine





Fig. 7. Le B. Proserpine.



Fig. 8.



Le Bombix Lacion.

Benard Direct.

Fig. 1.^{ere} Le Bombix Superbe.




Fig. 2. Le Bombix Nausica.




Fig. 3. Le B.^x Peripheta.





Fig. 5.



Le B.^x Justine.

Fig. 4. Le Bombix Claudia.


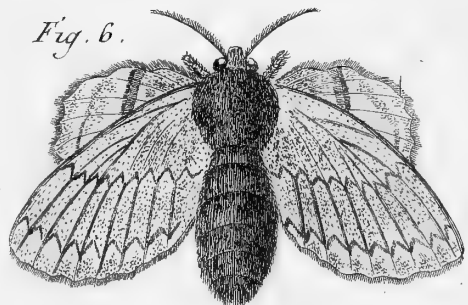


Fig. 6.



Le Bombix Phidonia.

Fig. 7.

Le Bombix Vérage.



Fig. 9. Le Bombix Impérial.




Fig. 8.

Le B.^x Anilic.




Fig. 1. *Le Bombix Hyphinoe.*





Fig. 2.



Le B.^x Strix.

Fig. 3. *Le B.^x Cuneigonde.*


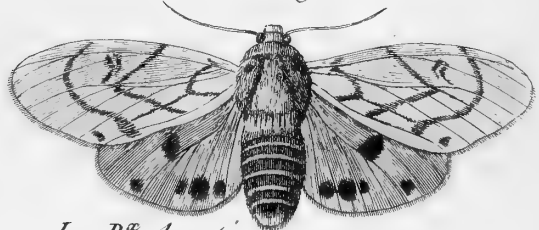


Fig. 4.



Le B.^x Amasis.

Fig. 5. *Le B.^x Lunulé.*





Fig. 6.



Le B.^x Barbare.

Fig. 7. *Le B.^x Tarquinie.*





Fig. 8.




Le B.^x Syringu

Fig. 10.



Le B.^x Joli.

Fig. 9.



Le B.^x Sanguinolent




Fig. 1.^{re} Le Bombix Cossus.



Fig. 2. Le B.^x Grand-Paon.



Fig. 2. N.^o 3.



Fig. 3. N.^o 3.

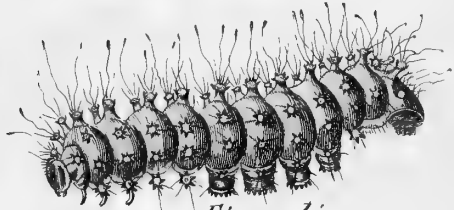


Fig. 2 bis.

Fig. 3. Le Bombix Paon moine.

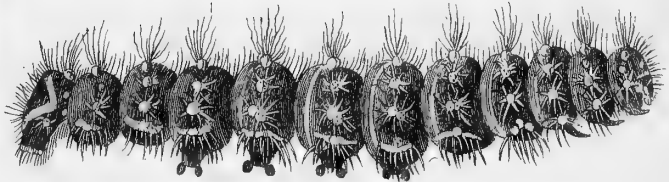


Fig. 3 bis.

Fig. 4. B.^x Petit Paon.



Fig. 4 N.^o 3.

Fig. 4. N.^o 2.




Fig. 5. N.^o 3.



Fig. 5. N.^o 2.





Fig. 5.



Le Bombix Tau.




Fig. 1.^{ere} Le Bombix Feuille-morte.



Fig. 1.^{ere} N. 2.



Fig. 1.^{ere} bis.




Fig. 2. Le B.^x Feuille de Peuplier.



Fig. 3.




Fig. 3. N. 3.



Le B.^x Feuille seche.



Fig. 3. N. 2.

Fig. 4.



Le Bombix du Hêtre.

Fig. 4 bis

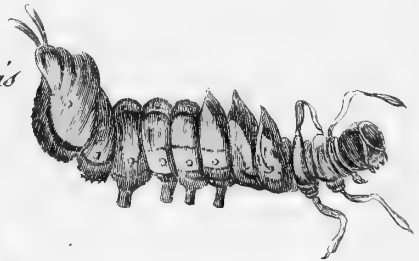


Fig. 4. N. 3.

Fig. 5. Le B.^x du Trefle.




Fig. 5. N. 3.

Fig. 5. N. 2.






Fig. 1.^{ere} Le B.^x du Chêne.




Fig. 1.^{ere} N.^o 2.




Fig. 1.^{ere} N.^o 3.



Le Bombix Buvard.



Fig. 2. Le Bombix du Prunier.



Fig. 2. N.^o 3.



Fig. 3. N.^o 3.



Fig. 2. N.^o 2.




Fig. 3. N.^o 2.

Fig. 4. Le B.^x du Pin.




Fig. 4. N.^o 3.

Fig. 4. N.^o 2.

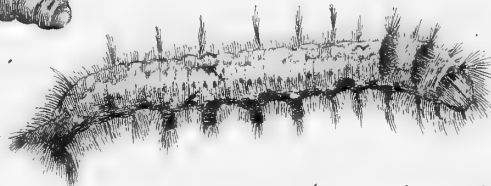



Fig. 5. N.^o 3.



Le Bombix du Pissenlit.

Fig. 5. Le B.^x de la Laitue.



Fig. 5. N.^o 2.

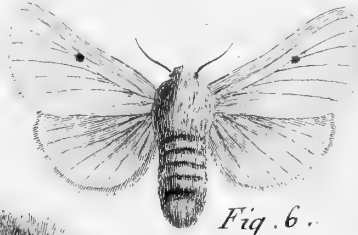


Fig. 6.




Fig. 1.^{re} Le Bombix Versicolor.



Fig. 1.^{re} N^o. 2.




Fig. 1.^{re} N^o. 3.



Fig. 2. N^o. 3.

Fig. 2.



Le Bombix de la Roncée,

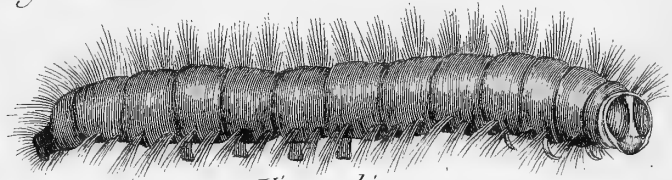


Fig. 2 bis.

Fig. 3. Le Bombix queue fourchée.



Fig. 3. N^o. 3.



Fig. 3. N^o. 2.

Le Bombix du Peuplier.

Fig. 4. N^o. 2.



Fig. 5.

Fig. 5. N^o. 3.



Fig. 4. Le B.^x laineux.




Fig. 4. N^o. 3.

Fig. 6. N^o. 3.



Fig. 6. bis.

Fig. 5 bis.



Le Bombix Catax




Fig. 6.

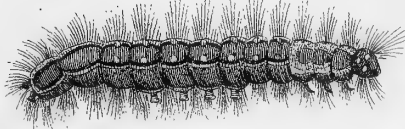


Fig. 7. N^o. 2.



Fig. 7. N^o. 3.

Fig. 7. Le B.^x Eucrie.






Fig. 1.^{ere}



Le Bombix Processionaire.

Fig. 1.^{ere} N. 3.



Fig. 2. Le B.^x Pithyocampa.



Fig. 2 bis.



Fig. 2. N. 3.



Fig. 1.^{ere} N. 2.

Fig. 3. Le B.^x à Soie (le mâle)



Fig. 3 bis (la femelle)

Fig. 3. N. 3 bis.

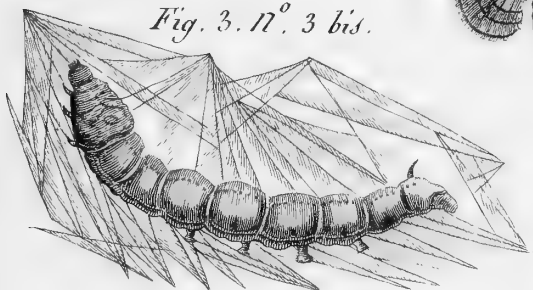


Fig. 3. N. 3.



Fig. 4.



Le Bombix à luvée

Fig. 3. N. 4 bis.



Fig. 3. N. 4.




Fig. 4. N. 2.




Fig. 4. N. 3.



Fig. 5. Le B.^x de la Jaccur.



Fig. 7. Le B.^x Tariere



Le B.^x Franconien.

Fig. 5. N. 2.




Fig. 6.

Fig. 5. N. 3.




Fig. 1.^{ere}



Le Bombix du Maronnier.

Fig. 1.^{ere} N. 2.

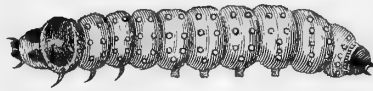


Fig. 1.^{ere} N. 3.




Fig. 2.



Le B. Disparde.

Fig. 2 bis.



Fig. 3. N. 4.

Fig. 3. Le B. Patte etendue.



Fig. 2. N. 3.



Fig. 4. Le B. Agate.

Fig. 3. N. 3.



Fig. 3. N. 3.




Fig. 4. N. 3.




Fig. 5. Le Bombix Bucéphale.




Fig. 4. N. 2.




Fig. 5. N. 3.



Fig. 6. Le B. Tête bleue.



Fig. 7.




Fig. 6. N. 3.



Fig. 6. N. 2.



Fig. 5. N. 2.



Le B. Oléagineux.




Fig. 1. Le Bombix Argentin.



Fig. 2.



Le Bombix Zig-Zag.

Fig. 3. Le B. Chameau.





Fig. 1. N. 2.



Fig. 4.



Le B. Porcelaine.

Fig. 4. N. 2.



Fig. 3. N. 3.




Fig. 4. N. 3.



Fig. 5. Le B. Dromadaire.



Fig. 6.



Le B. du Coudrier.

Fig. 6 bis.




Fig. 6. N. 3.



Fig. 7.



Le B. Morio. (Mâle et femelle)

Fig. 8.



Fig. 9. Le B. Moine



Fig. 9. N. 2.



Fig. 9. N. 3.




Fig. 10.



Le Bombix Hausse-queue.

Fig. 10 bis.



Fig. 9. N. 4.



Fig. 12. Le B. Tortue.



Fig. 11.



Le B. Anachorete.

Fig. 11. N. 2.




Fig. 12. N. 2.



Fig. 12. N. 3.



Fig. 13.



Le B. Cloporte.




Fig. 1. Le Bombix à Musée.



Fig. 1. N. 3.



Fig. 1. N. 2.



Fig. 2. Le B. Timide.




Fig. 2. N. 3.



Fig. 2 bis.



Fig. 3.



Fig. 3 bis.



Fig. 4.



Le Bombix Dodone.

Fig. 5.



Le B. Chaonic.

Fig. 5. N. 2.



Fig. 4 bis.



Fig. 5. N. 3.

Le B. Aulique.



Fig. 6. Le B. Capucin.



Fig. 6. N. 2.



Fig. 6. N. 3.



Le B. Lubricipède.



Fig. 7. N. 2.



Fig. 9.



Le B. Tigre

Fig. 8.

Fig. 9. N. 2




Fig. 8. N. 3.




Fig. 8 bis.



Fig. 11. bis.

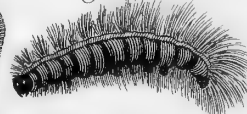


Fig. 10. Le B. Mendiant.



Fig. 10 bis.



Fig. 11. Le B. en Deuil




Fig. 11. N. 3.



Fig. 9. N. 3.



Fig. 10. N. 3.



Fig. 1. Le B. Lievre.



Le B. Rose.



Fig. 2.

Le Bombix Apparent.




Fig. 3.

Fig. 4. Le B. Chrysorrhée.



Fig. 4. N. 2.



Fig. 4. N. 3.




Fig. 5.



Le B. Cul-Doré.

Fig. 5. N. 2.




Fig. 5. N. 3.



Fig. 3. N. 2.

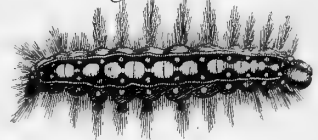


Fig. 6.



Le B. Bicolor.

Fig. 6. N. 2.





Fig. 3. N. 3.



Fig. 7.



Le B. Cassini.

Le B. de l'Aube-Epine.




Fig. 8.



Fig. 8. N. 3.

Fig. 7. N. 2.



Fig. 7. N. 3.



Fig. 10.



Le Bombix Porte-plume.

Fig. 8. N. 2.



Fig. 9.



Fig. 12 Le B. Carmin.



Fig. 12. N. 3.



Fig. 11. Le B. Ensemblanté.



Fig. 11 bis.

Fig. 12. N. 2.



Fig. 11. N. 3.

Fig. 1. Le Bombix Chouette.



Fig. 1 bis.



Fig. 1. N° 3.



Fig. 2. Le B. Moucheté.




Fig. 2. N° 3.

Fig. 3.



Le B. du Plantin.

Fig. 3. N° 2.




Fig. 2 bis.




Fig. 3. N° 3.

Fig. 4. N° 2.

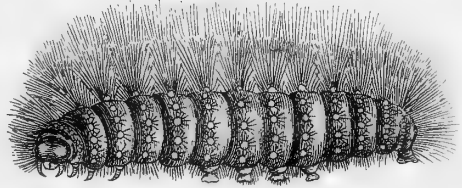


Fig. 4.



Le Bombix Matrone.

Fig. 5. Le B. Flavie.





Fig. 6.



Le Bombix Marbré.

Le Bombix Hébé.




Fig. 7. N° 3.



Fig. 6 bis.





Fig. 6. N° 3.



Fig. 7. N° 2.






Fig. 1. Le Bombix Caja.




Fig. 2. N° 2.




Fig. 2. N° 3.



Fig. 3. N° 2.




Fig. 2.



Le B. Tacheté.

Fig. 3.



Le B. Chiné.

Fig. 3. N° 3.



Fig. 4.



Le B. Dominula.

Fig. 5.



Le B. Fourchu.

Fig. 5. N° 2.



Fig. 5. N° 3.



Fig. 6.



Fig. 4. N° 2.




Fig. 4. N° 3.




Fig. 6. N° 2.

Fig. 7.



Le B. Soucieux.



Fig. 7. N° 3.

Fig. 7. N° 2.



Fig. 9.



Le B. Rosette



Fig. 6. N° 3.



Fig. 9. bis.

Fig. 8.



Le Bombix Gentil.

Fig. 8. N° 2.



Fig. 9. N° 3.



Le B. Collier rouge.

Fig. 10.



Fig. 1.^{re} Le B.^x Fuligineux.



Fig. 1. N.^o 2.



Fig. 1. N.^o 3.



Fig. 2. B.^x Crible.



Le Bombix Apiforme



Fig. 7.

Fig. 3.



Le B.^x Ulule

Fig. 6.



Le B. Ponctué



Fig. 7. N.^o 2.

Le B.^x Obscur.



Fig. 4.



Fig. 5. Le B.^x Melagone.

Hépiale.

Fig. 1.^{re} L'Hépiale du Houblon.



Fig. 1. N.^o 2.



L'Hépiale du Lupin.

Fig. 2.



Fig. 2. N.^o 3.



L'Hépiale du Maronnier d'Inde.



Fig. 3.

Fig. 5. L'Hép. Marbré.



L'Hépiale Anguleux.

Fig. 4.




Noctuelle.

Fig. 1.^{re}



La Noctuelle Zénobie

Fig. 2.




La Noctuelle Iphianasse.

Fig. 3.

La Noctuelle Odorente.








Fig. 1. La Noctuelle du Crépuscule.


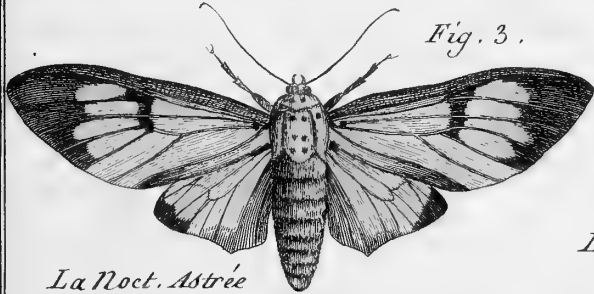


Fig. 2. La Noctuelle Salamirca.



La Noct. Astrée

Fig. 3.

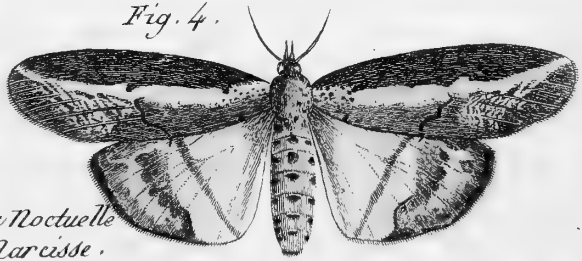


Fig. 4.

La Noctuelle Narcisse.




Fig. 5.

La Noc. Manie.




Fig. 6.

La Noctuelle Epione

La Noct. à Tête Jaune.

Fig. 7. N. 2.

Fig. 8. La Noct. à 4 Points.



Fig. 7.



Fig. 10.



Fig. 10. N. 3.

Fig. 8. N. 3.



Fig. 9.

La Noct. Livide.



La Noct. Batis.

Fig. 10. N. 2.

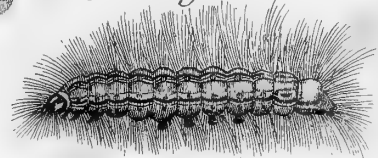


Fig. 8. N. 2.



Fig. 11.

La Noct. du Cerisier.

Fig. 11. N. 3.



Fig. 12. N. 3.



Fig. 12. bis.

Fig. 12. La Noct. Découpée.




Fig. 11. N. 2.






Fig. 1. *La Noct. Pointillée.*




Fig. 2.



Fig. 4. *La Noct. de l'Aube-Epine.*



Fig. 6.

Fig. 3.




Fig. 9.



Fig. 5.



Fig. 7.



Fig. 8.



Fig. 10. *La Noct. de l'Euphorbe.*



La Noct. Pyramidale.

Fig. 13.



Fig. 12.

Fig. 14.



La Noct. Upsilon.

La Noct. Capsicole.

Fig. 17.



La N. Roussatre.

Fig. 15.



La Noct. Gilvago.

Fig. 16.



La Noct. Jaunatre.

La Noct. Ferrugineuse.

Fig. 22.

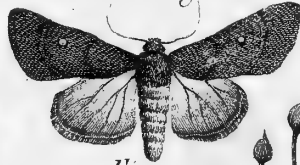


Fig. 21.



La N. des Algues.

Fig. 18.



La Noct. Porphyre.



Fig. 19.

Fig. 20.



Fig. 23.



La Noct. Sulphureuse.

Fig. 32.




Fig. 27.



Fig. 26.



La Noct. Affine.

Fig. 31.



La Noct. Scrophulaire.

Fig. 36.




Fig. 35.




Fig. 25.



Fig. 28. *La N. Deux Points.*



Fig. 29.




Fig. 33.




Fig. 34.



Fig. 37.

Fig. 30.





Fig. 1. *La Noct. Avrilliere.*

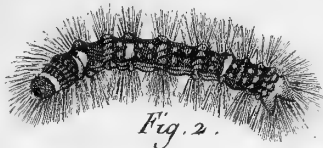


Fig. 2.

La Noct. Joyeuse.

Fig. 4.





Fig. 3.



Fig. 8.



La Noct. Polygoniere.

Fig. 6.

La Noct. Flavicorne.




Fig. 9.




Fig. 5.

Fig. 7.



Fig. 10.



Noct. Breche.

La Noct. Ombrageuse.

Fig. 13.

Fig. 11.



Fig. 12.

Fig. 14.



Fig. 16.




Fig. 17.

Fig. 15.



La Noct. Putride.

La Noct. Monoglyphe.




Fig. 18.



Fig. 20.



La Noct. Astrée.

Fig. 20.



Fig. 22.

La Noctuelle de l'Auronne.

Fig. 25.



Fig. 23.



Fig. 26.



La Noct. Myrtille.

La Noct. du Bourillon blanc.

Fig. 24. N. 2.



Fig. 24.

Fig. 27.



Fig. 21.




Fig. 1. La Phalene Dioris.



Fig. 2.



Fig. 4.




Fig. 3.



La Phal. à Bandes.




Fig. 6.



Fig. 7.




Fig. 5.

La Phalene Ilyrias.

Fig. 8.

La Ph. Catilinaire.



La Ph. à Queue.

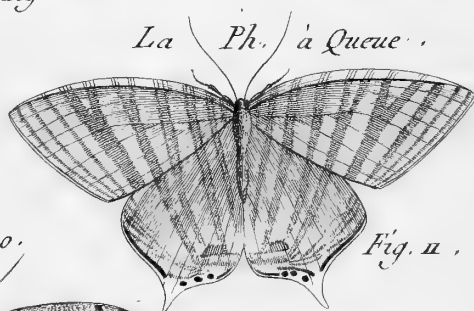


Fig. 10.



Fig. 11.

Fig. 9.

La Ph. Cenis.





Fig. 22.



La Ph. Politia.

La Ph. Manto.

Fig. 14.




Fig. 15.



Fig. 17.



La Ph. Nêtrice.



La Ph. Aréolee.

La Ph. Aure.

La Ph. Diaphane.

Fig. 13.

Fig. 16.




Fig. 18.



La Phalene Rayée

La Ph. Papillonnaire.

La Ph. Criblée.

La Ph. Morte.



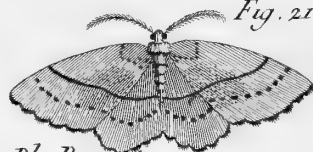
Fig. 19.


Fig. 20.



La Ph. Ponctée.

Fig. 21.





La Phalene à Chaîne.



Fig. 1.ère

La Ph. du Prunelier.

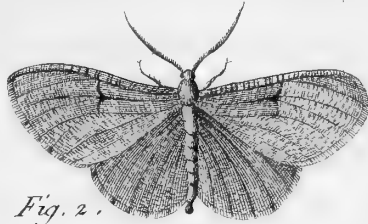


Fig. 2.

La Ph. Annelee.



Fig. 3.

La Ph. Navaria.



Fig. 4.



Fig. 6.

Fig. 7.



Fig. 8.



Fig. 10. N° 2.



Fig. 10. N° 3.



Fig. 10. N° 5.



Fig. 10. N° 4.




Fig. 5.

Fig. 9. La Phalene Veinée.

La Ph. de l'Aube.



Fig. 10.

Fig. 10. N° 6.



Fig. 11.



La Ph. Poubreuse.

La Ph. Marquée.



Fig. 12.

La Ph. du Peuplier.



Fig. 14.

Fig. 15.



La Ph. du Prunier.



La Ph. Echantrée.



Fig. 14. N° 2.



Fig. 16.

La Ph. de l'Alisier

Fig. 15. N° 3.




Fig. 15. bis.

Fig. 17.



La Ph. du Coudrier.




Fig. 1. La Phalene à Fer de Pique.



Fig. 2.



La Phalene Triste.

Fig. 3. La Ph. Maillée.



Fig. 4.



La Ph. Zones.

Fig. 5. La Ph à cent Taches.



Fig. 6.



La Phalene Rectangle.



Fig. 7.

La Ph. Immuable.

Fig. 8.



La Ph. à Ceinture.

La Ph. Farineuse.



Fig. 10.



La Ph. Verdâtre.

Fig. 11.




La Ph. à Cuisses barbues.



Fig. 12.

Fig. 13.



La Phalene Variolee.

La Ph. à trois Bandes.

Fig. 14.



Fig. 15.



La Ph. à Caracteres.



Fig. 15. N° 2.

Fig. 16.



La Phalene Sacree.

Fig. 17. La Ph. à Faucille.



La Ph. Lacrime.



Fig. 18.



Fig. 21.



La Ph. Homeçon.

Fig. 24.



Fig. 22 bis.

Fig. 22. La Phal. du Surcau.




Fig. 20.



Fig. 21. N° 2.

Fig. 22. N° 3.

Fig. 26.



Fig. 22. N° 4.




Fig. 25.




Fig. 23.





Benard. Directeur.







Pyrale.

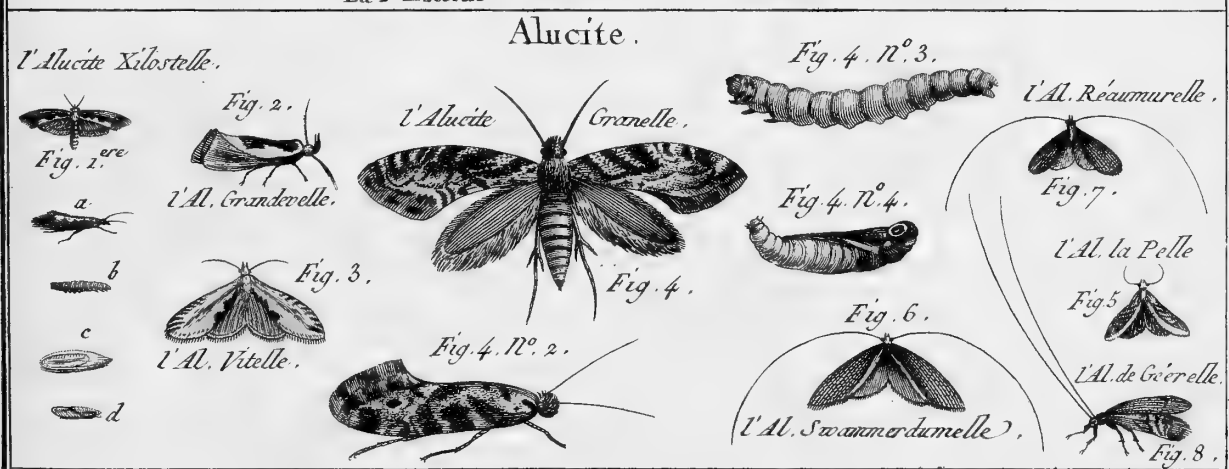








Teigne .









Le Pterophore Didactyle.



Fig. 1. n. 2.



Le Pte. Mono dactyle.

Fig. 2.



Fig. 3.

Le Pt. Pentadactyle



Fig. 3. bis.



Fig. 3. n. 3.



Fig. 4.

Le Pt. Hexadactyle.



Fig. 5.

La Libellule à Ailes Jaunes.

Libellule.

La Libel. à 4 Taches.

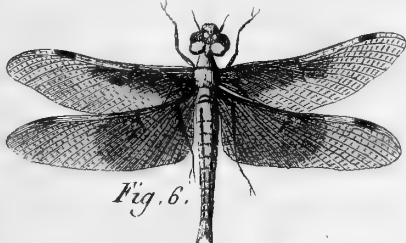


Fig. 6.

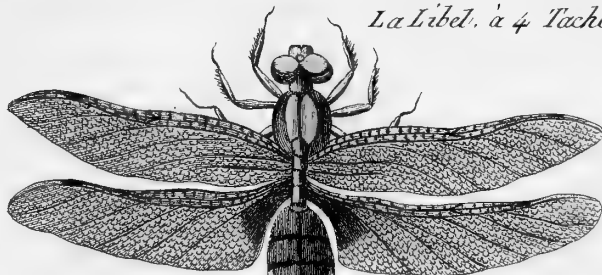


Fig. 7.



Fig. 7. n. 2.



Fig. 9. La Lib. Aplatie.



Fig. 8. La Lib. à deux Bandes.



Fig. 10. La Lib. des Indes.



Fig. 11. La Lib. Rougeatre.




Fig. 12.

La Libellule très commune.





Fig. 1.^{ere}




La Libellule, ordinaire.

La Libellule Cuivrée.



Fig. 3.



La Lib. Variée.




Fig. 4.

La Libellule de la Caroline.




Fig. 5. La Lib. Ferrugineuse.

Perle.

Fig. 1.^{ere}



La Perle Limoneuse.

Fig. 2.



La Perle Rébuleuse.

Fig. 3.



Fig. 4.

Fig. 5.



Raphidie.

Fig. 1.^{ere}



La Raphidie Serpentine.

Fig. 2.



Fig. 4.




Fig. 5.

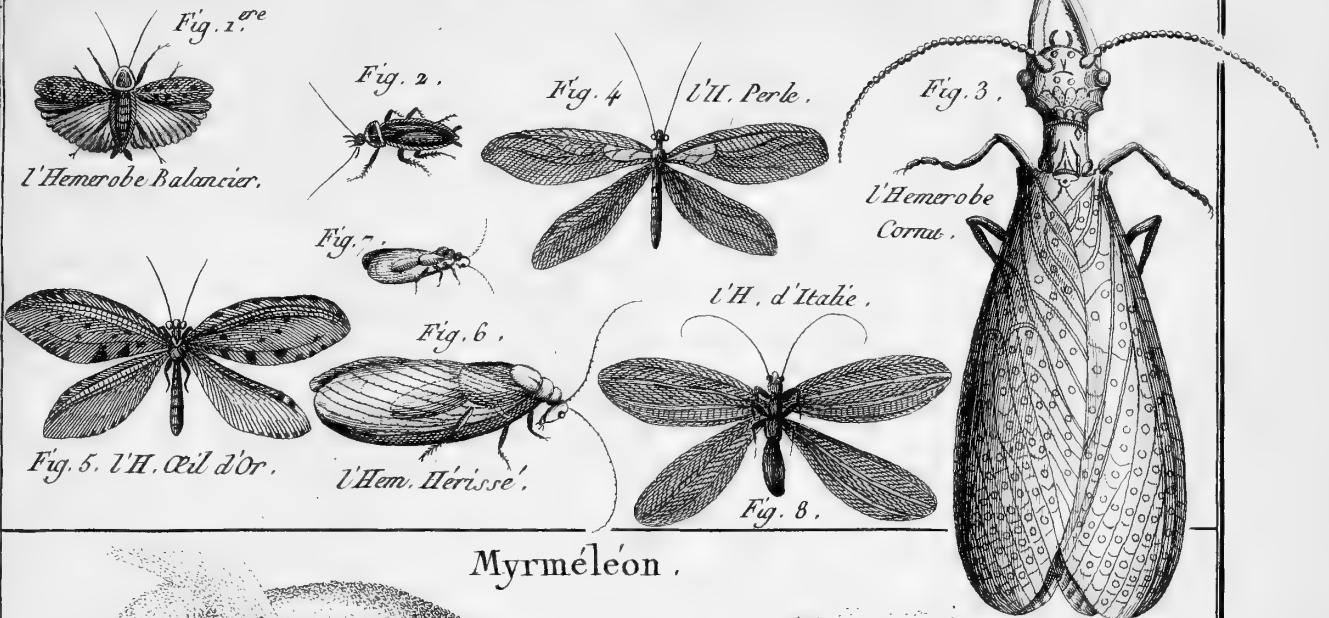


La Raphidie Mantispe.

Fig. 3.

Benard D'écrit.





Myrméleon .

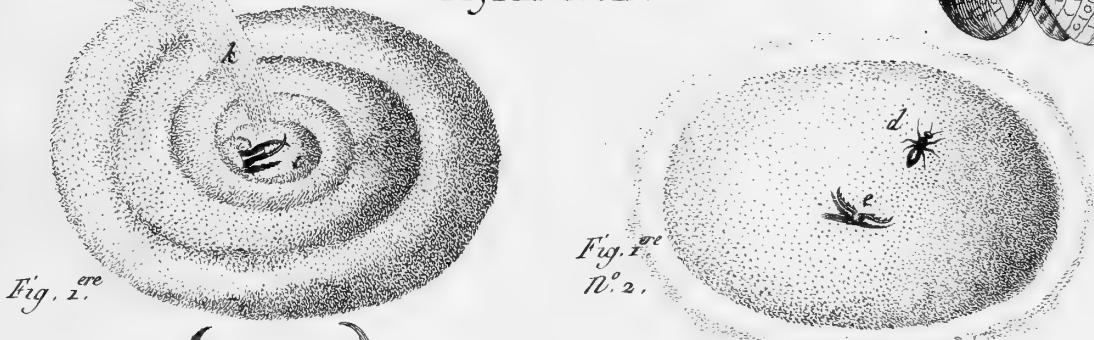


Fig. 1.^{ere} N. 3.

Le Myrméleon
Fourmi Lion .

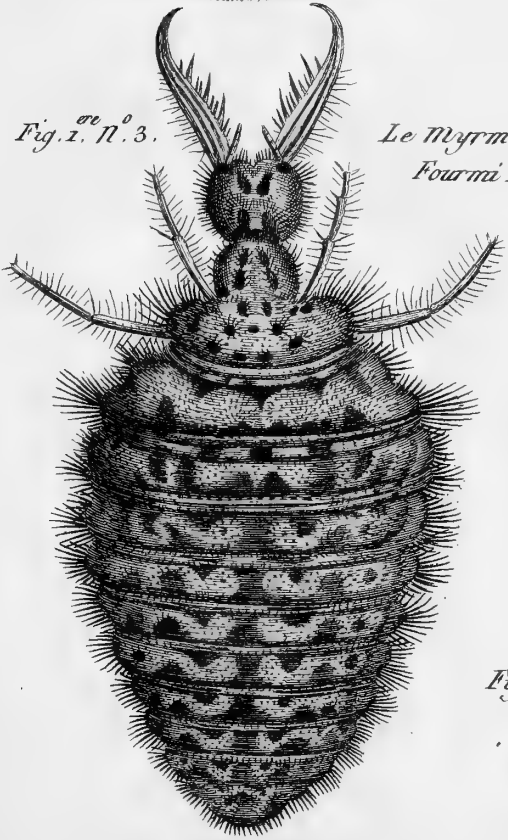


Fig. 1.^{ere}
N. 4.

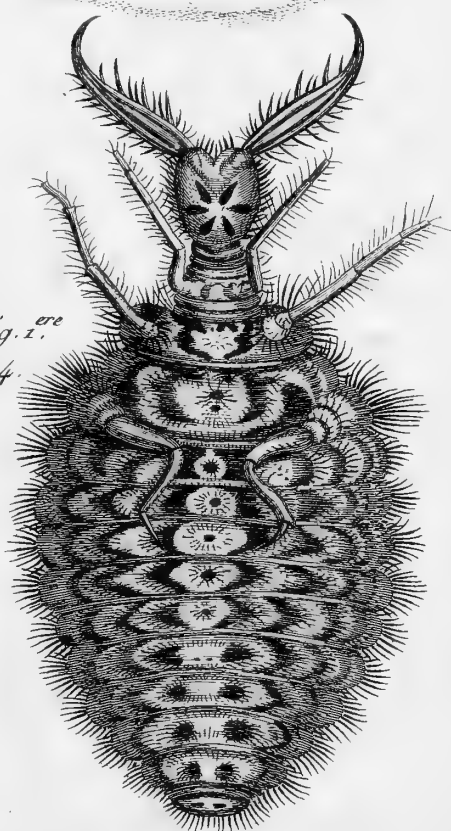



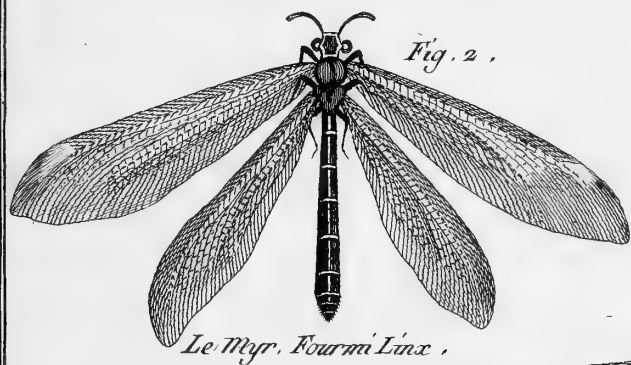



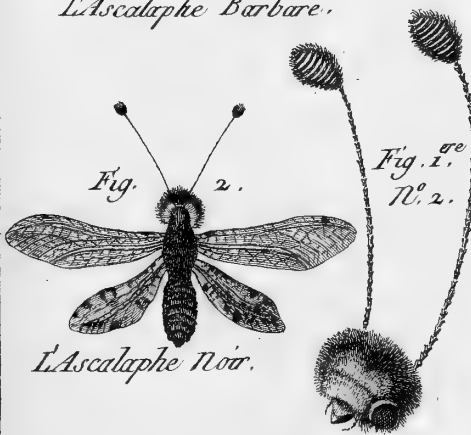

Fig. 1.^{ere} N. 5.



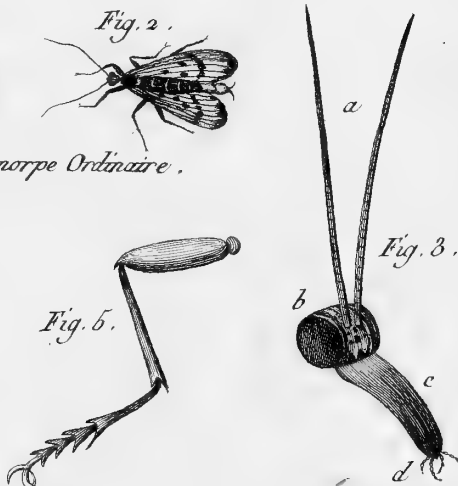


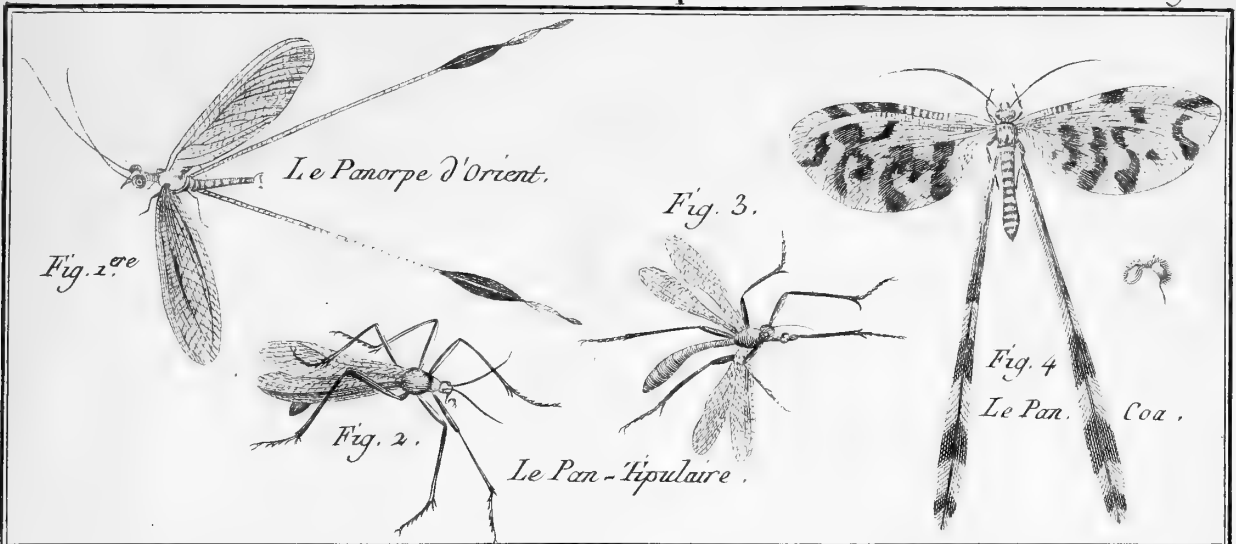


Ascalaphe.

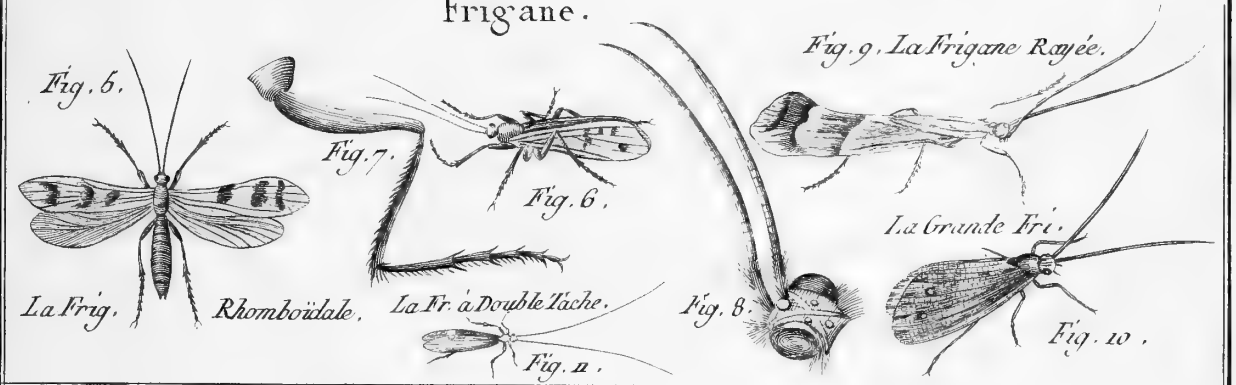


Panorpe.

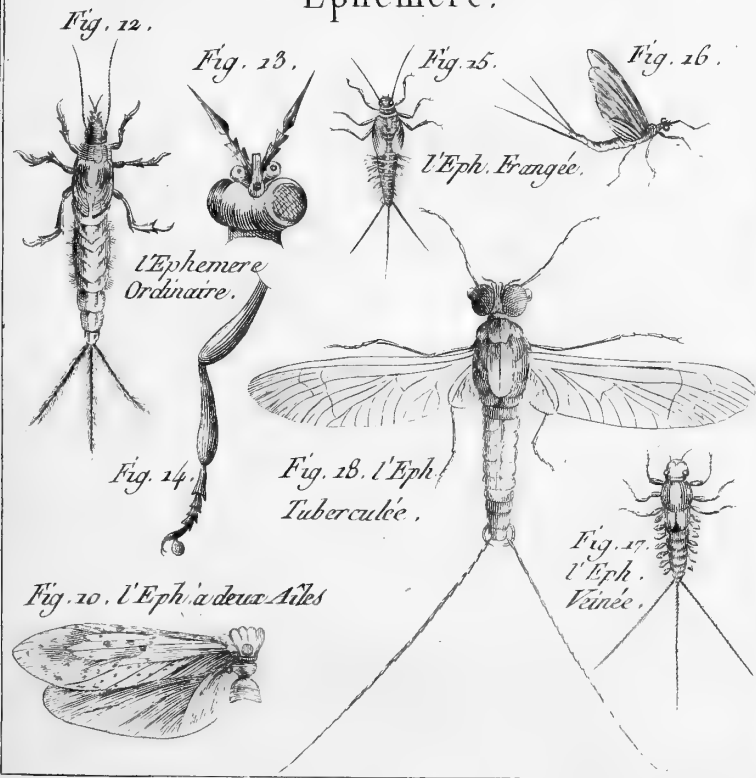




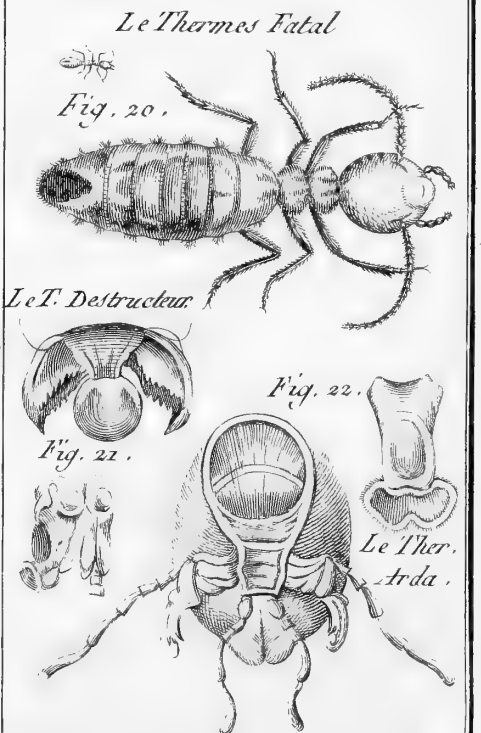
Frigane.




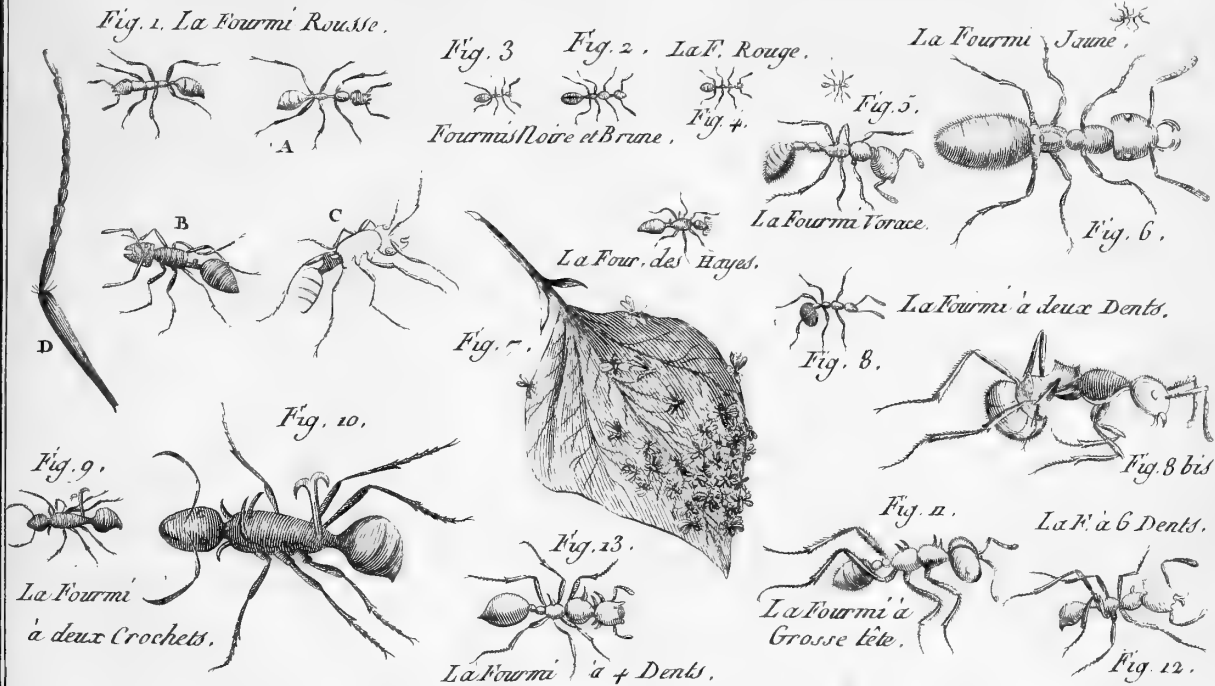
Ephemère.



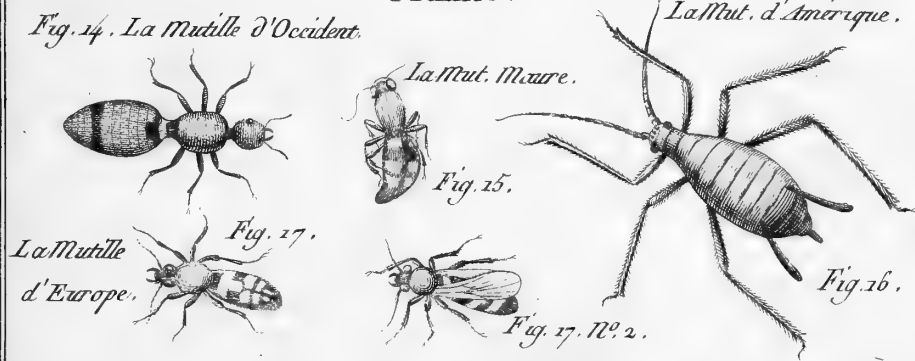
Thermes.









Mutille.



Frêlon.



Guêpe.






Fig. 1. La Guêpe Frélon.



Fig. 3.



La Guêpe Tachetée.

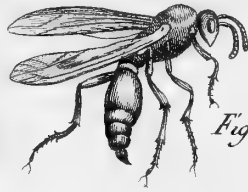


Fig. 2.

Leucopfis.

Fig. 8.



Le Leucopfis Dorsal.



Fig. 9.

Fig. 4.



La Guêpe à Crochet.

La Guêpe Annelée.

Fig. 5.



La G. des Murailles.

Fig. 6.



La G. des Champs.

La Guêpe Coupée.

Fig. 7.

Fig. 10 bis.



Le Chrysis. Couleur de feu.

Fig. 11.



Le Chr. à deux Dents.

Fig. 12.



Le Ch. Doré.

Le Ch. Brulant.

Fig. 13.



Fig. 14.



Fig. 15.



Fig. 16.

Chrysis.

Fig. 12 bis.

Evanie.



Fig. 17.



Fig. 18.

Tiphie.

Fig. 19.



Fig. 22.



Fig. 20.

Fig. 22. L'Ichneumon Sucet.



Fig. 27.



L'Ich. Comitator.

Ichneumon.

Fig. 23 bis.



L'Ich. Repandu.



Fig. 23.




Fig. 24.

L'Ich. des Pois.



Fig. 25.




Fig. 26.

L'Ich. Persuasor.



Fig. 32.

L'Ich. Manifestator.



Fig. 30 bis.

Fig. 30. L'Ichneumon Desertor.

L'Ich. Saturator.

Fig. 28.

L'Ich. Incubitor.

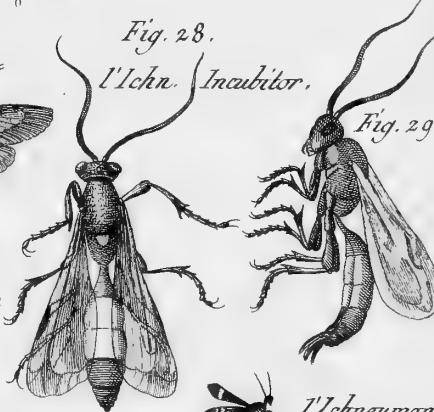
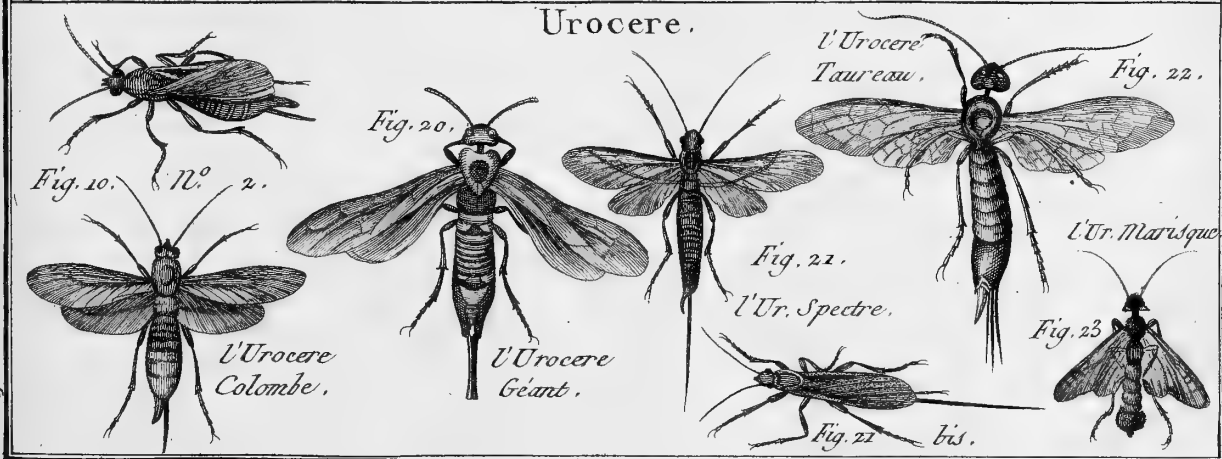
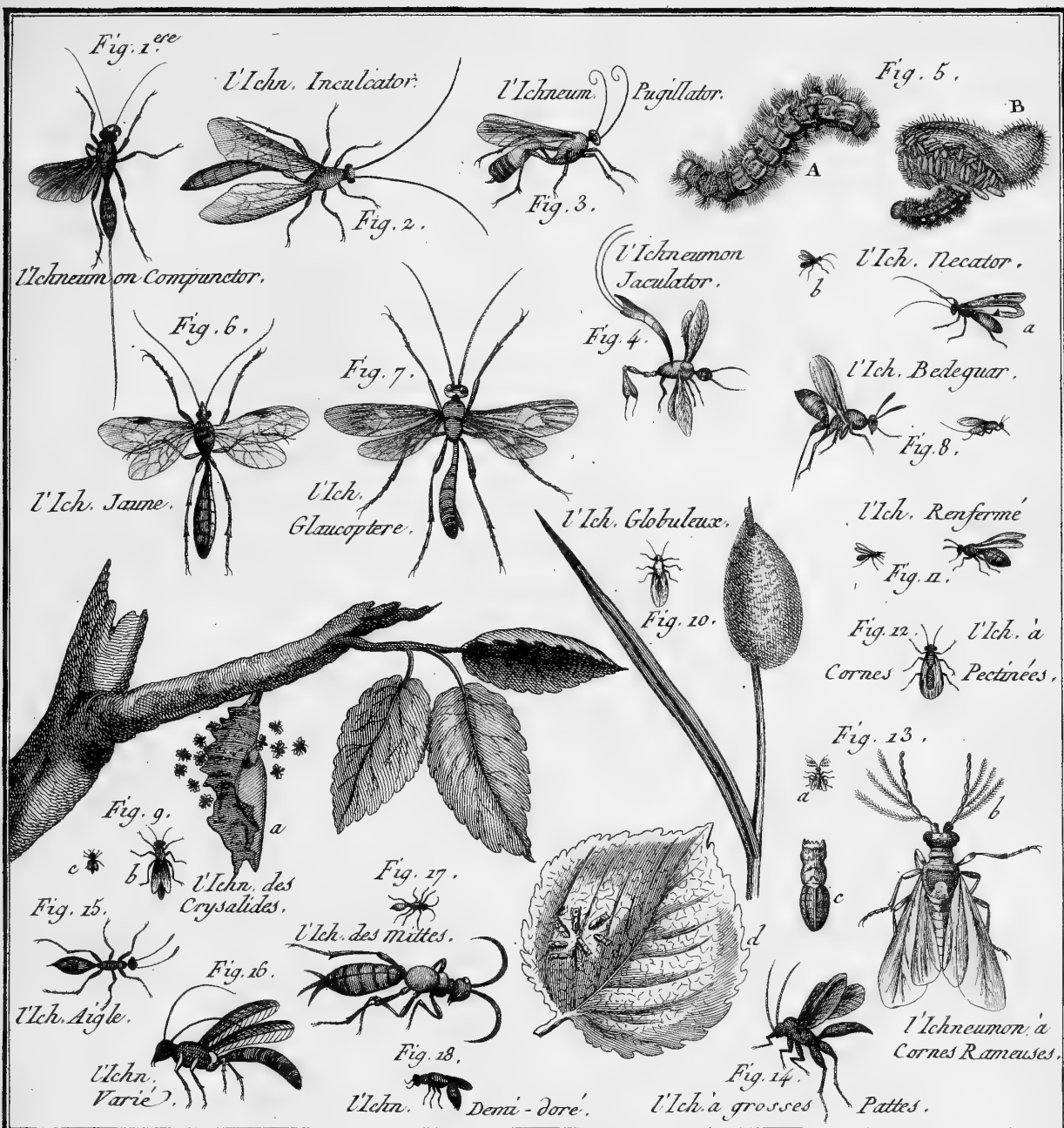


Fig. 29.

Fig. 31.

L'Ichneumon. Denigrator.







Le Clavellaire Joyeux.

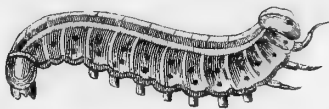


Fig. 6.



Le Clav. à gran. des Cuisses.

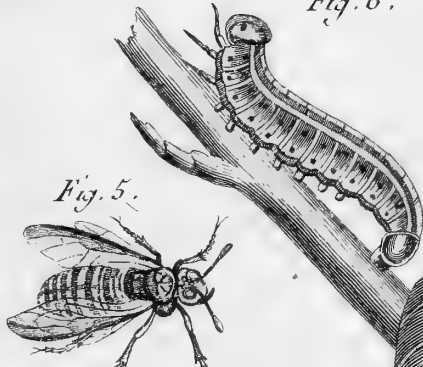


Fig. 5.



Le Clav. Jaune.



Fig. 4.

Le Clavellaire Amérine.



Fig. 7.



Fig. 8.



Fig. 9.

Tentrede.



Le Tentre. à Cornes Jaunes.

Le Tentrede du Pin.



Fig. 11.



Fig. 12.



Le Tentr. Violet.



Fig. 14.



Le Tentrede Veuf.



Le Ten. du Saule.



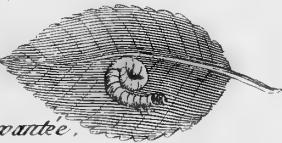
Fig. 15.



Fig. 15 bis.

Le Tentr. du Genevrier.

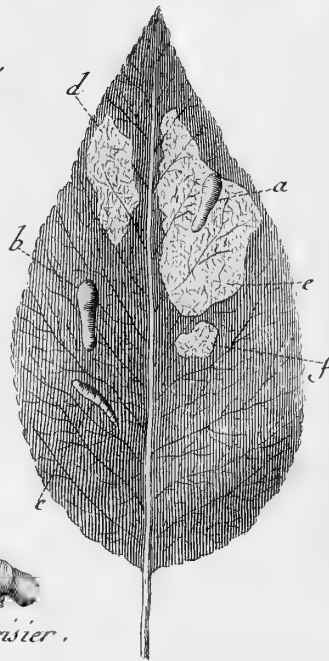
Fig. 18.

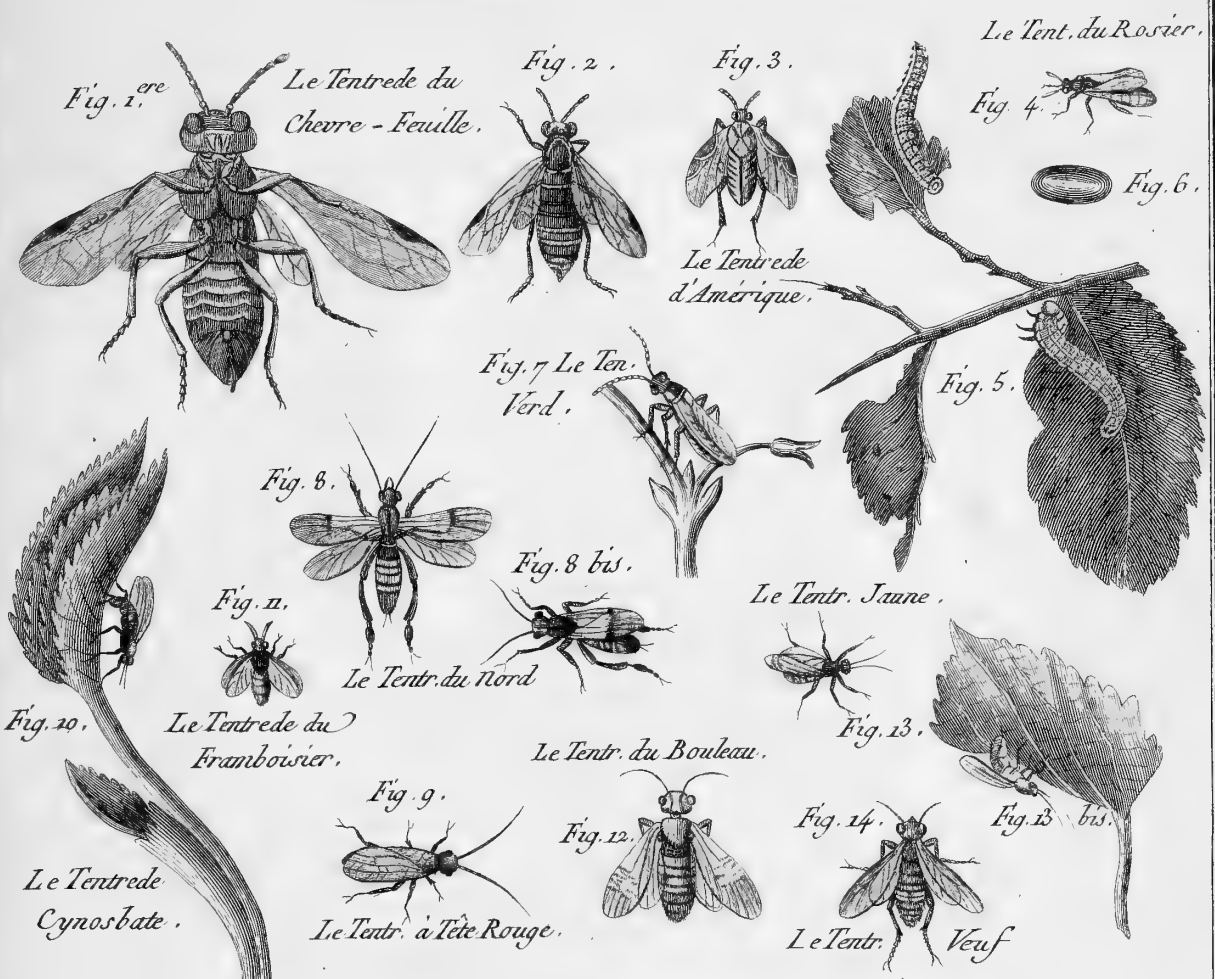


Le Tentr. Epouartée.

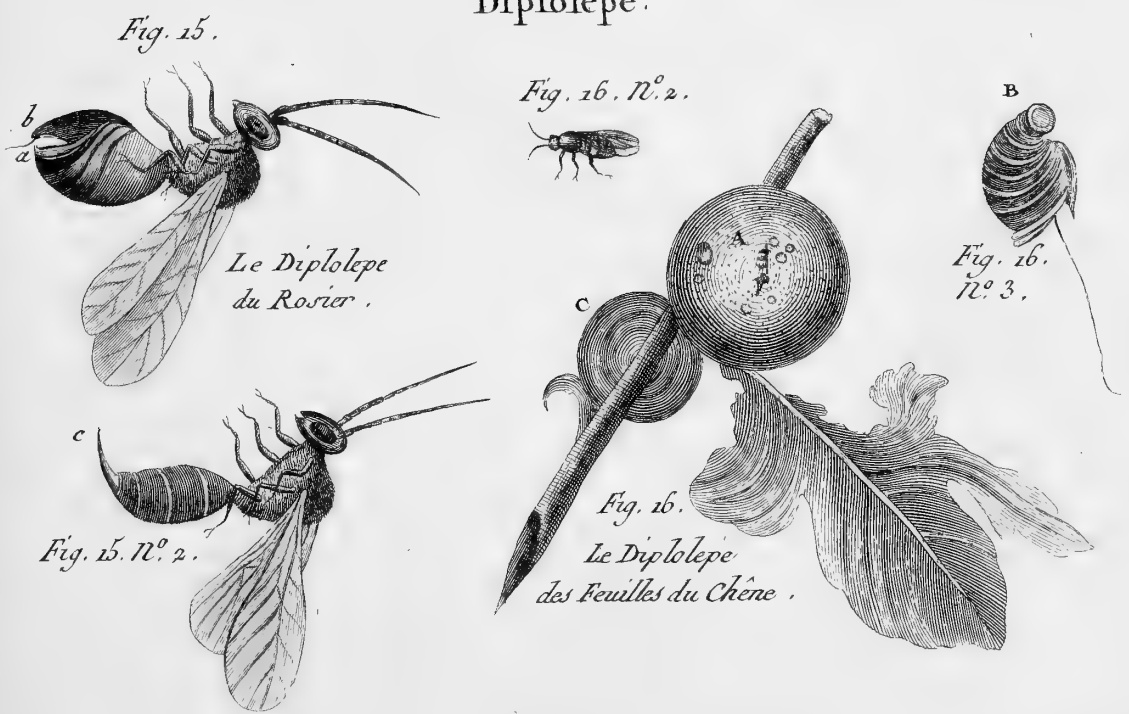



Fig. 17. Le Tentrede du Cerisier.





Diplolepe .







Le Cynips du
Lierre Terrestre.



Fig. 1.ère n° 2.



Fig. 2.

Le Cynips
des Gollés
du Chêne.

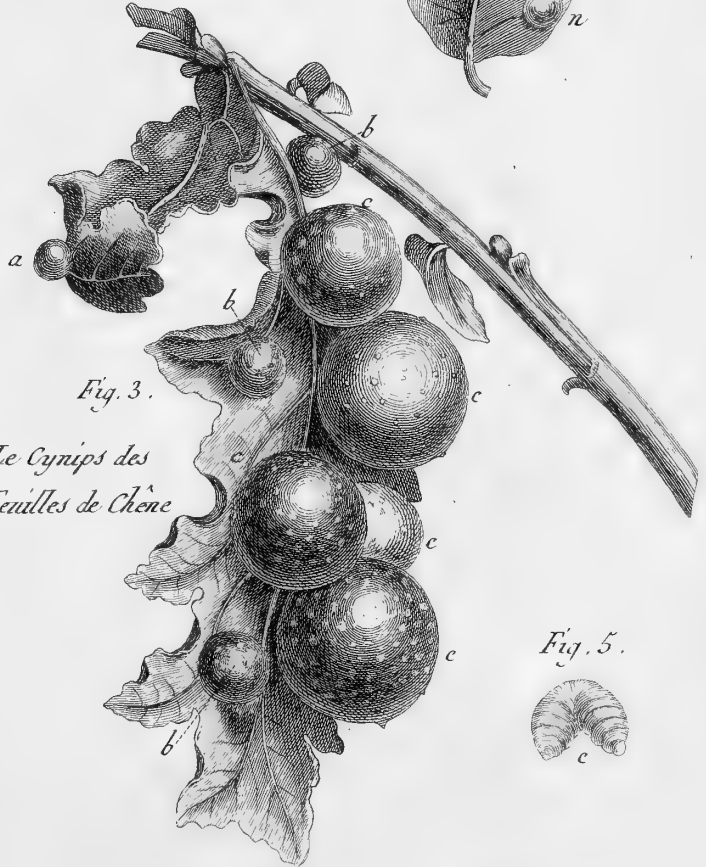


Fig. 3.

Le Cynips des
Feuilles de Chêne

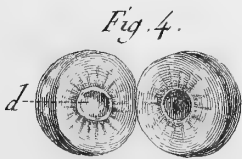


Fig. 4.



Fig. 5.




Fig. 1.

Le Cynips des
Petioles du Chêne.

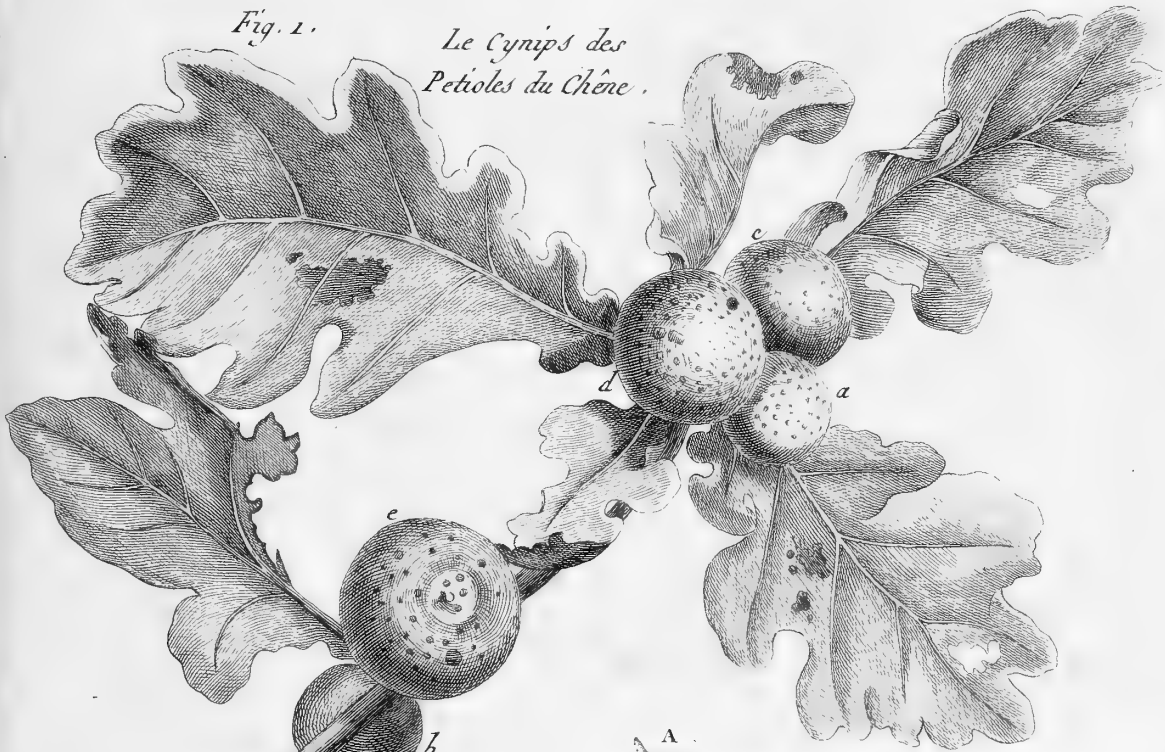
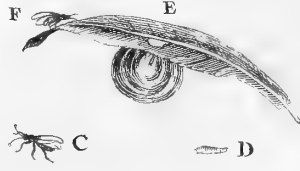


Fig. 2.

Le Cynips du Saule Zenigole.



Chalcis.

Fig. 1.



Le Chalcis Sispes.

Fig. 2.



Fig. 3.



Le Ch. Cavipede.

Fig. 6.



Le Ch. Podagre.

Fig. 7.



Fig. 5.

Le Ch. Timide.



Fig. 9.



Fig. 10.



Fig. 8.


Sphex.

Fig. 11.



Le Sphex Sabloneux.

Fig. 13.



Le Sphex Bleu.

Le Sphex de
Pennsylvanie.




Fig. 12.



Fig. 14.

Le Sphex Lumulé






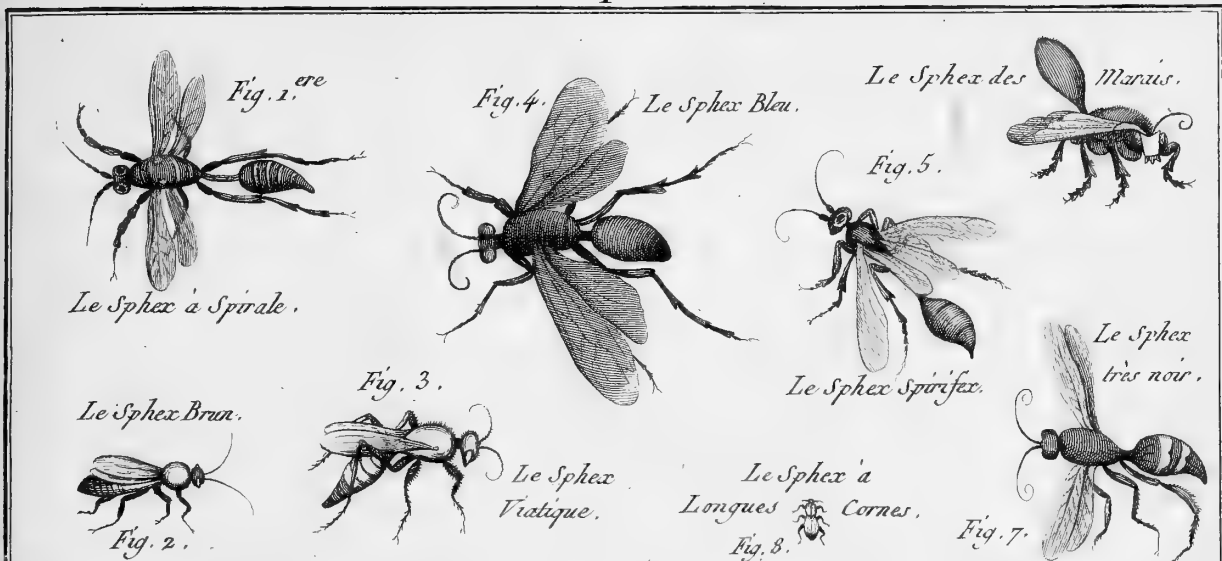




Fig. 2. *L'Abeille Terrestre.*





Fig. 6.



L'Abeille à large-patte.

Fig. 4.



Fig. 5.

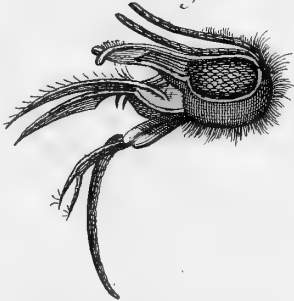


Fig. 2 bis.



L'Abeille Scabreuse.



Fig. 8.

Fig. 7.

L'Abeille perce-bois.



Fig. 7 bis.



L'Abeille de Surinam

Fig. 12.

Fig. 9. *L'Abeille Lapidaire.*



Fig. 10.



L'Abeille Couronnée

Fig. 11.



L'Abeille de Virginie.



L'Abeille d'Amérique.

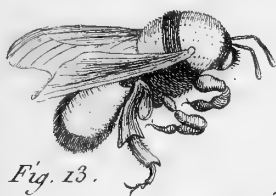



Fig. 13.

Fig. 14.



L'Abeille Corselet Jaune.

Fig. 15.



L'Abeille Noire.

Fig. 16.



L'Abeille Sauvage

Fig. 17.



L'Abeille des Mousses.

Fig. 18.



L'Abeille à Collier Jaune.


L'Abeille Fauve.

Fig. 19.



Fig. 20.








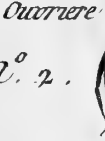
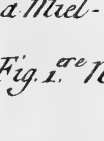
Fig. 1.^{ere}



L'Abeille
à Miel - Ouvriere



Fig. 1.^{ere} N.º 2.



L'Abeille Mâle.




Fig. 3.



L'Abeille Femelle.

Fig. 9. L'Ab. Coupeuse.



Fig. 5.



Fig. 4.



L'Abeille Maçonne.

Fig. 6. L'Abeille
à Patte Velue.



Fig. 7.



L'Abeille Cendrée.

Fig. 8.



L'Abeille à cinq Crochets.

Fig. 8 bis.



Fig. 11.
N.º 3.



Nomade.

Fig. 11 bis.



Fig. 8. N.º 4.



Fig. 8. N.º 3.

Fig. 10.



L'Abeille Cordiforme.



Fig. 13.

L'Abeille Tachetée.

Fig. 14



Nomade Illustron

L'Abeille Conique.




Fig. 12.



L'Abeille
Bande - Fauve.

Fulgore.

Fig. 15.



Le Fulgore Lumineux.

Fig. 15 N.º 4.



Fig. 15. N.º 2.

Fig. 15.
N.º 3.

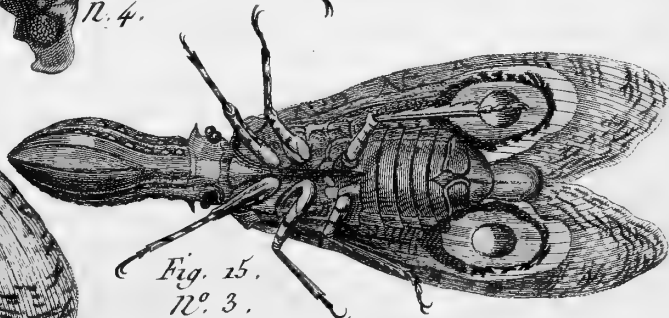




Fig. 1.^{re}

Le Fulgore Dentelé.




Fig. 2.

Le Fulgore Diademe.




Fig. 3

Le Fulgore Candelaria.



Fig. 3. N. 2.



Fig. 4. Le Fulgore d'Europe.




Fig. 3. N. 4.



Fig. 3. N. 3.



Fig. 4. N. 3.

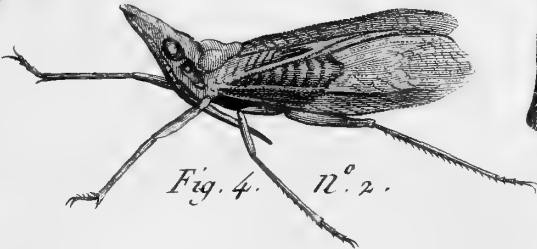


Fig. 4. N. 2.

Membracis.



Cigale.

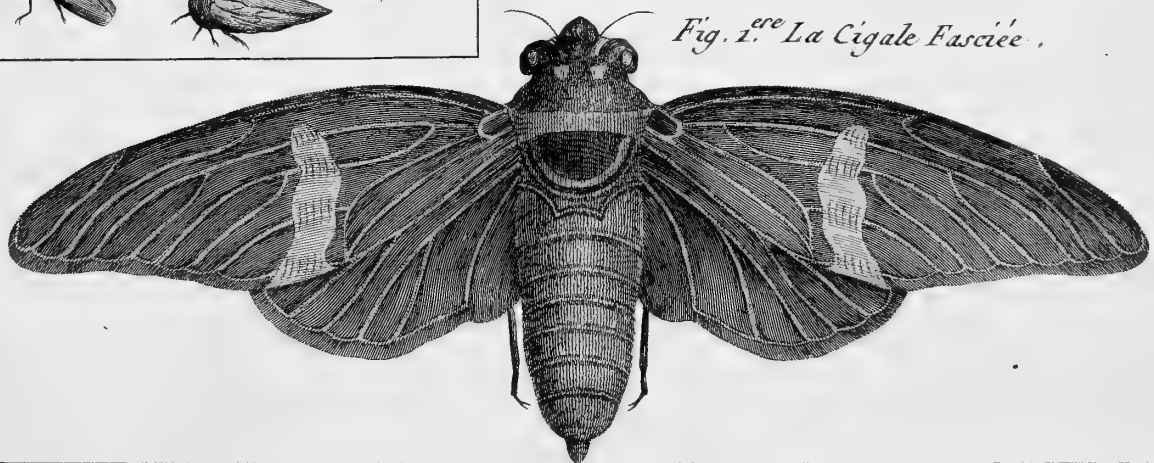


Fig. 1.^{re} La Cigale Fasciée.



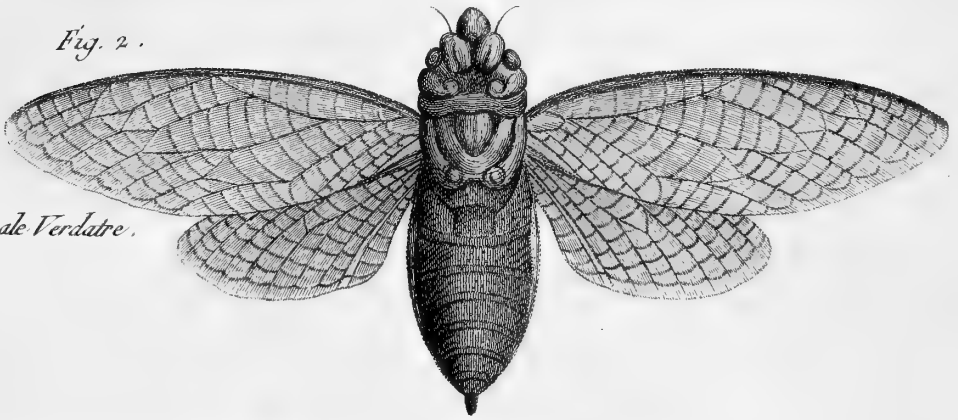


Fig. 1.^{re}



La Cigale Bordée.

Fig. 2.



La Cigale Verdâtre.

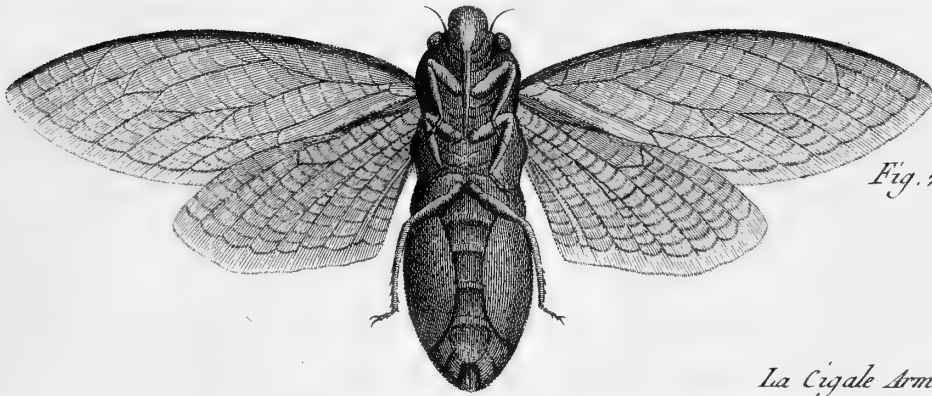


Fig. 2. N. 2.

La Cigale Armée.

Fig. 3.

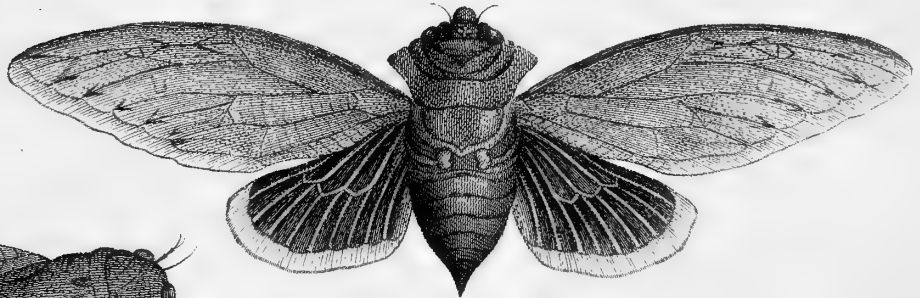



Fig. 4.
La Cigale Tibicœ.








La Cigale Operculaire.

Fig. 1.^{ere}



La Cigale dix sept ans.

Fig. 2.




Fig. 3. La Cigale Noire.



La Cigale Géante.

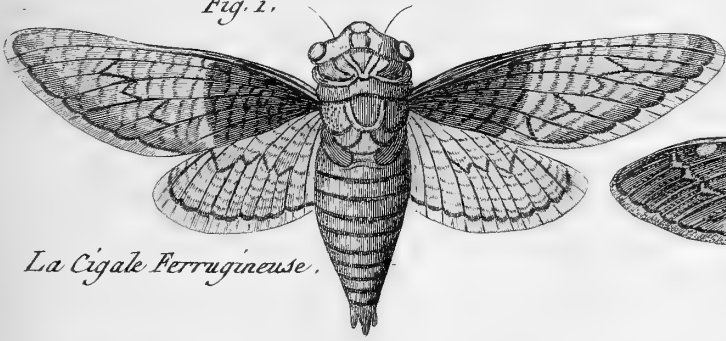
Fig. 4.



La Cigale Noire.

Fig. 5.

Fig. 1.^{re}



La Cigale Ferrugineuse .

Fig. 2 . La Cigale Tachetée .

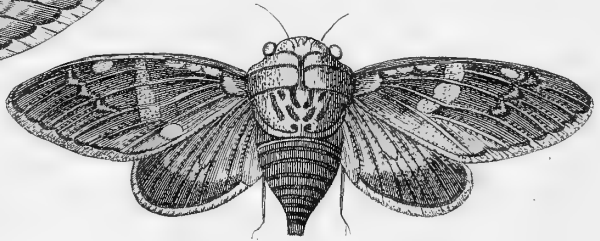


Fig. 4 . La Cigale Stridule .



Fig. 3 . La Cigale Oculée .

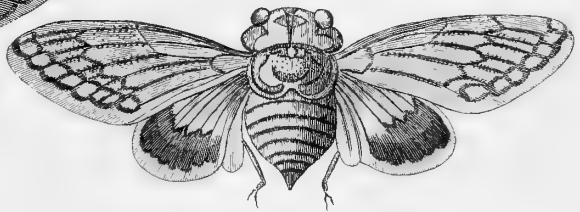


Fig. 5 . La Cigale du Cap .

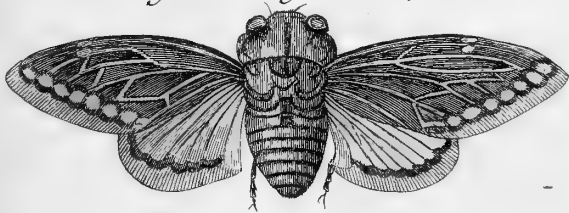


Fig. 6 . La Cigale Nébuleuse .

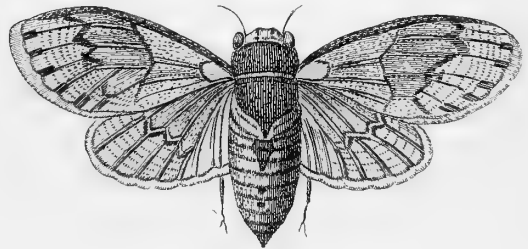


Fig. 7 . La Cigale Immaculée .

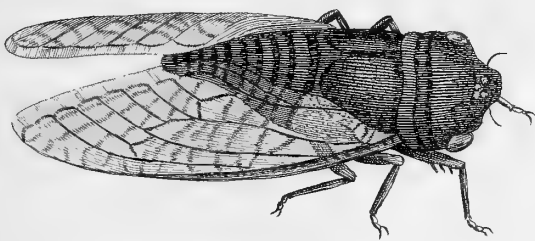
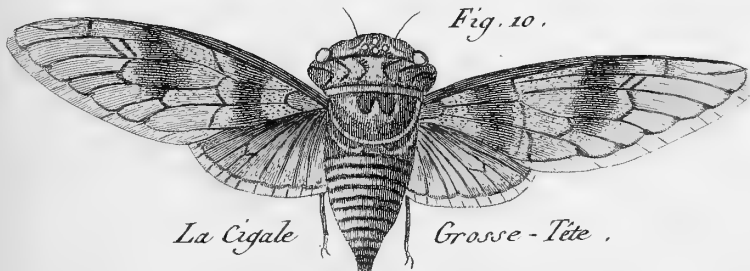


Fig. 9 . La Cigale Plebèienne .



Fig. 10 .



La Cigale Grosse - Tête .

Fig. 8 . La Cigale Hématode .

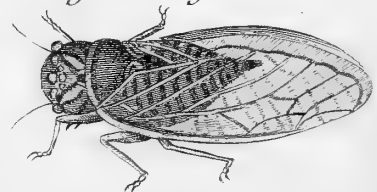


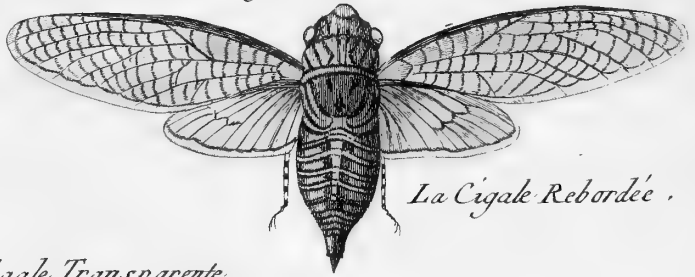


Fig. 1.



La Cigale Verte

Fig. 2.



La Cigale Rebordée.

Fig. 3.



La Cigale Blanchâtre.

La Cigale Transparente.

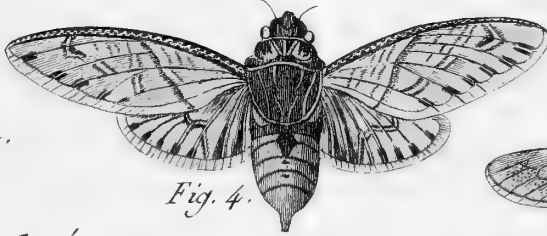


Fig. 4.

La Cigale Testacée.

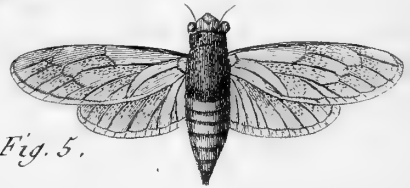


Fig. 5.

La Cigale Melangée.


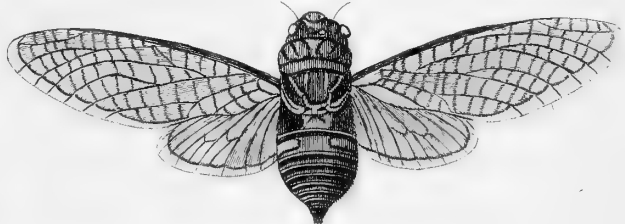


Fig. 6.

Fig. 7. La Cigale Bimaculée.



La Cigale Marginelle.



Fig. 8.

La Cigale Bigarrée



Fig. 9.

La Cigale Vide.

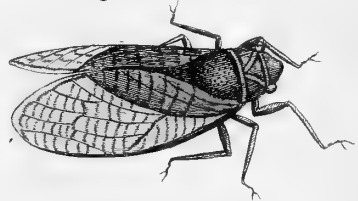


Fig. 10.

Fig. 11. La Cig. Gazouilleuse.

La Cig. Jaunâtre.



Fig. 14



Fig. 12.

Fig. 13. La Cigale Cafre.

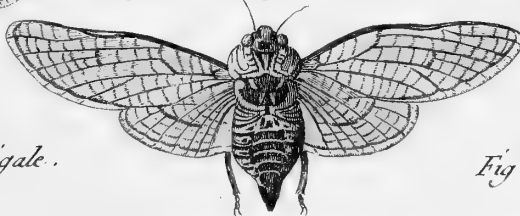


Fig. 15.

La Cigale ?
Hottentote.



Fig. 18. La Cigale Poudrée.



La Cig. Jaune.



Fig. 17. La Cigale.
Petite Mouche.

Fig. 16. La Cigale
Mouche.





Tettigone Sanguinolente .

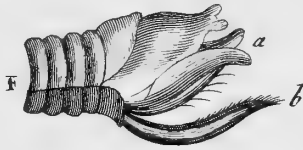
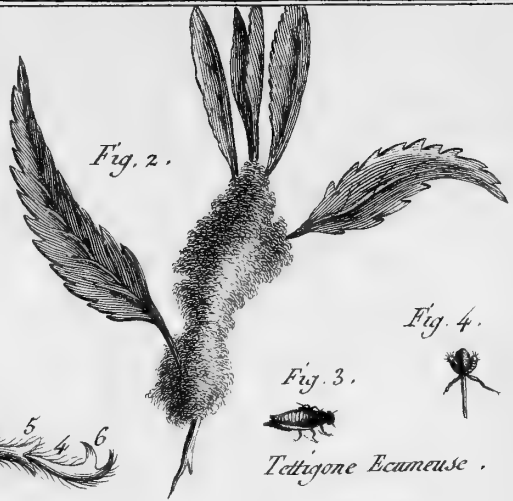


Fig. 4.

Fig. 3.

Tettigone Ecarnea .



Fig. 6.

Fig. 7.

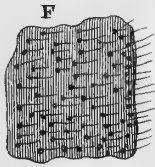


Fig. 8. n. 3.

Pfille .

Fig. 10.

Pfille du Buis .




Fig. 9.

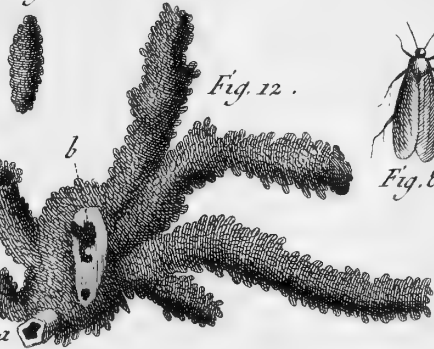


Fig. 12.



Fig. 8.




Fig. 8. n. 2.

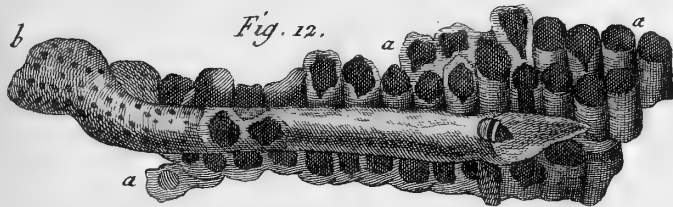
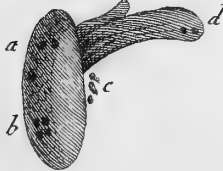


Fig. 15.

Fig. 13.



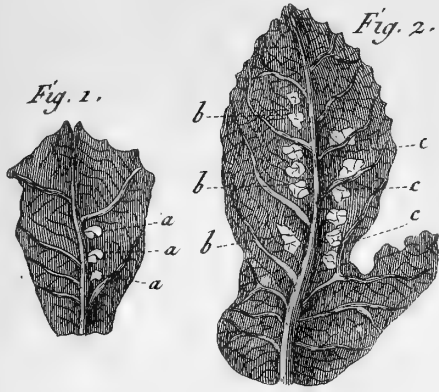
Fig. 14.




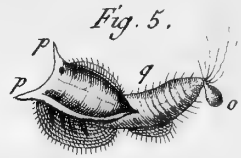
Pfille de l'Aulne .







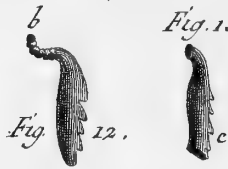
Le Psille du Figuier .



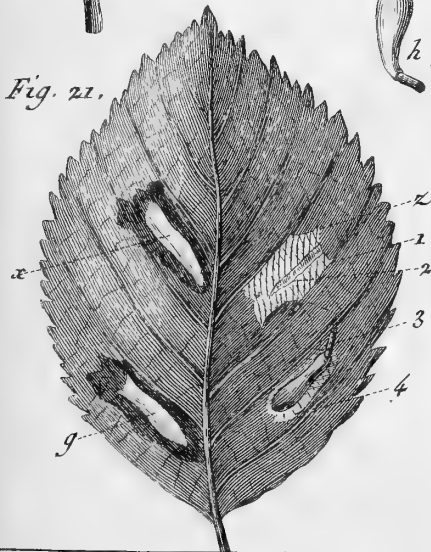
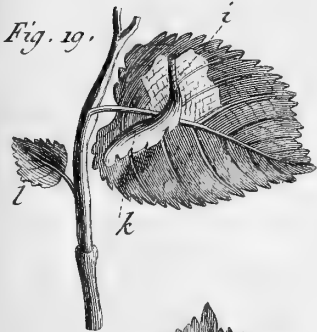
Puceron .



Le Puceron du Viole .



Le Puceron du Sureau .



Le Puceron du Grosellier .



Fig. 1.^{ere}



Fig. 2.



Le Puceron du Peuplier noir.

Fig. 3.



Fig. 5.




Fig. 4.



Le Puceron de l'Erable.

Fig. 7.




Fig. 8.

Le Puceron du Prunier.



Fig. 6.



Fig. 9.

Le Puceron du Bouleau.






Fig. 1. Le Puceron du Rosier



Fig. 5.

Fig. 6.



Fig. 2.

Le Puceron du tilleul.

Fig. 3.

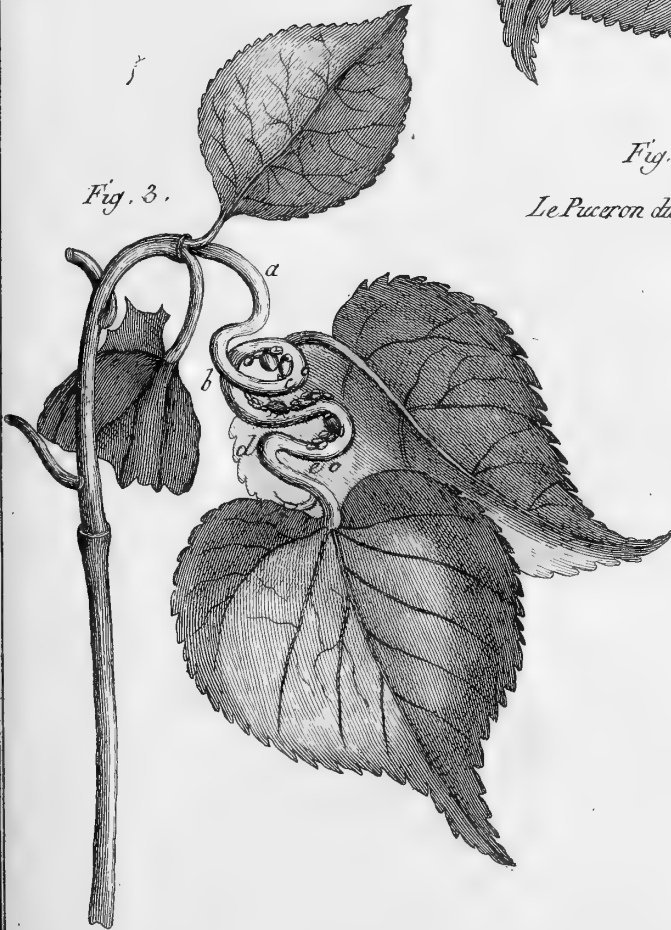
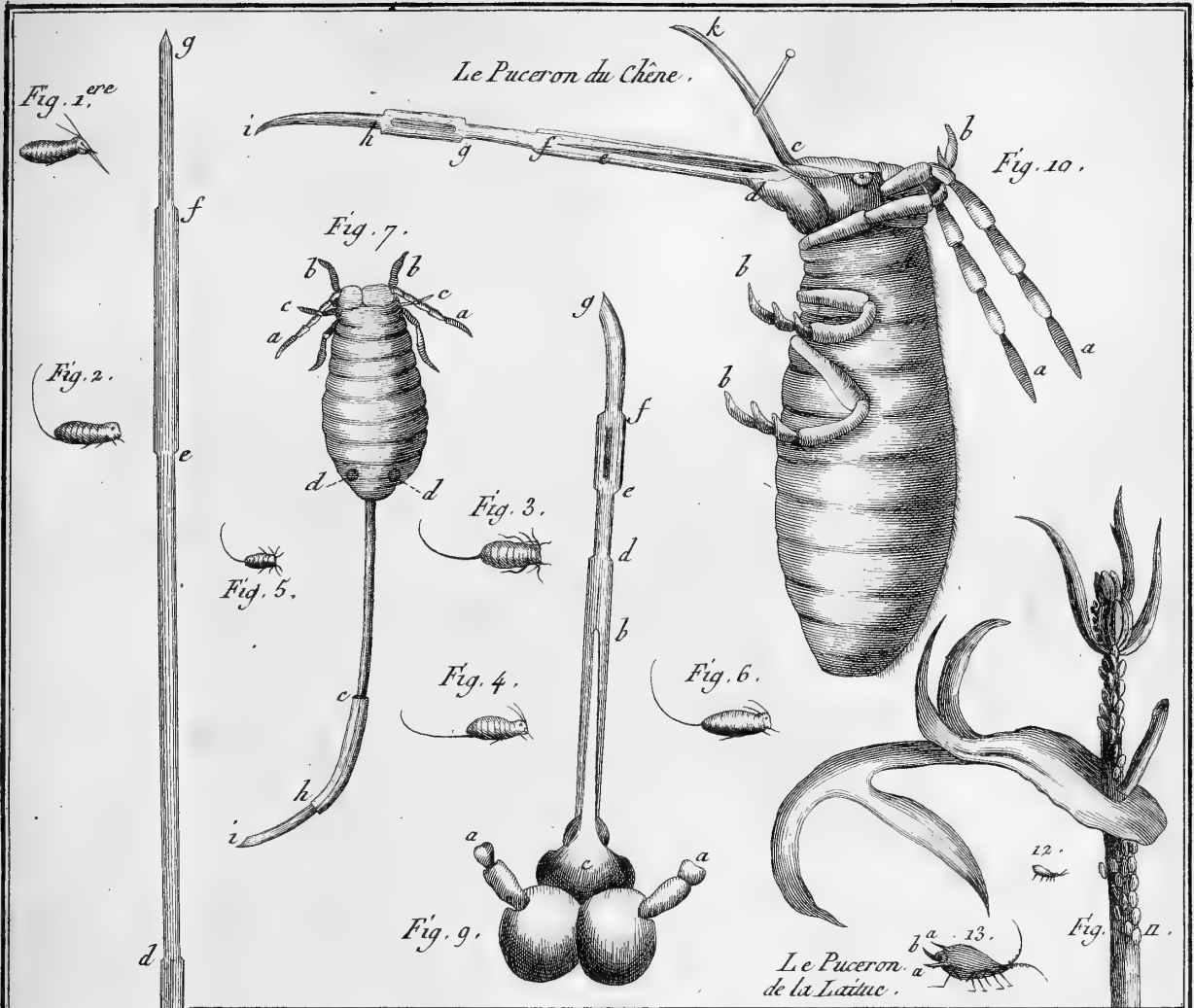
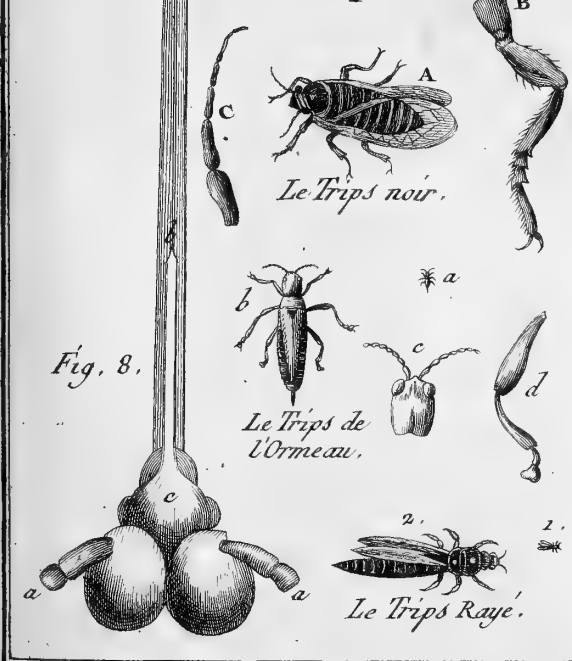


Fig. 4.



Trips .

Kermes .



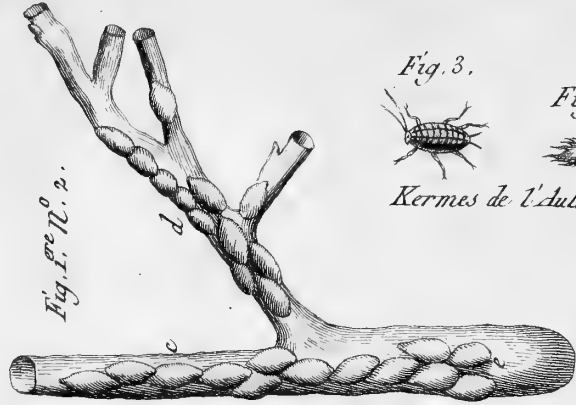



Fig. 3.



Fig. 4.



Kermes de l'Aulne.


Cochenille.

La Cochenille des Hespérides.



La Cochenille du Chêne.





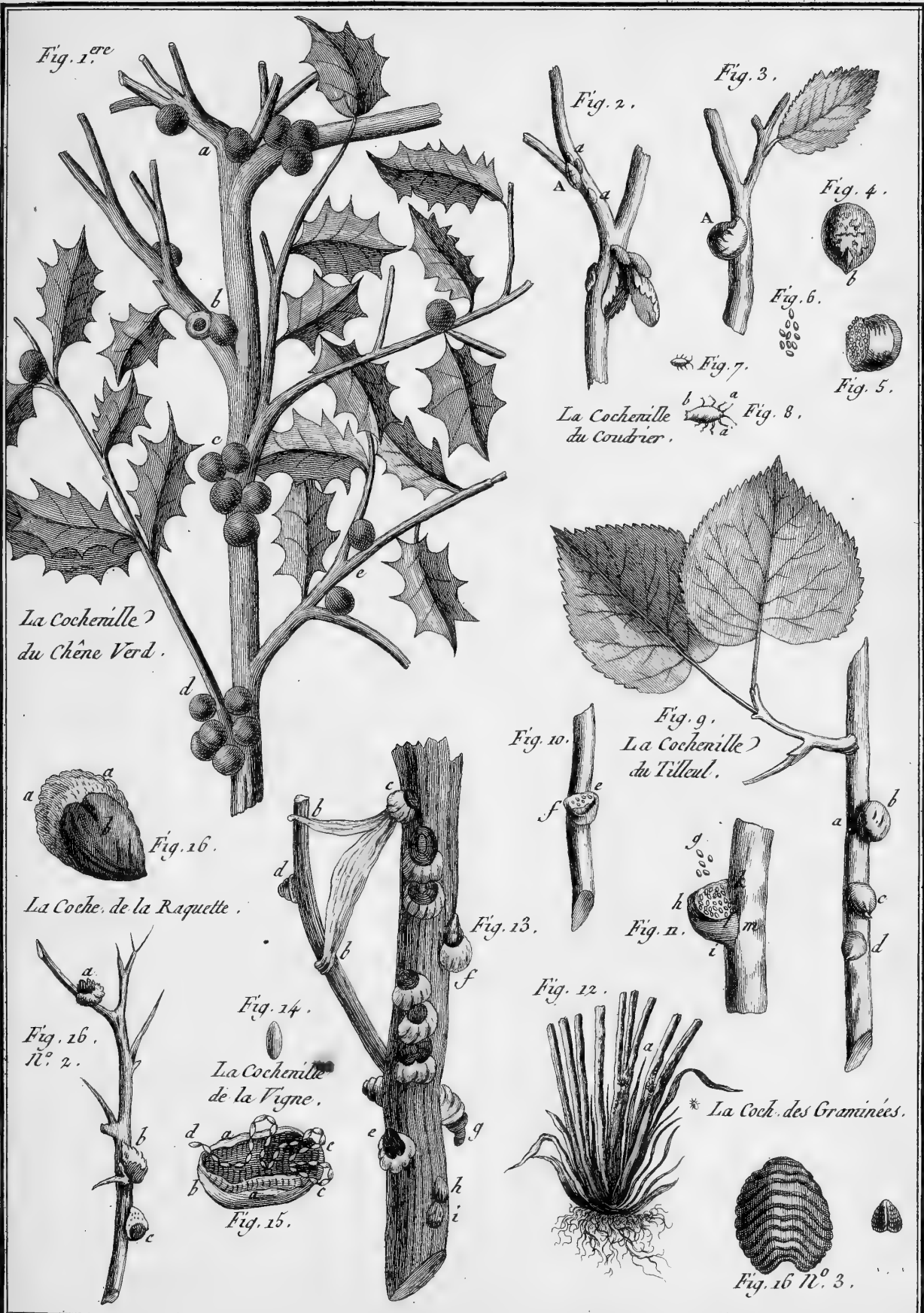


Fig. 1.^{re}

Fig. 2.

Fig. 3.

Fig. 4.

Fig. 5.

Fig. 6.

Fig. 7.

La Cochenille du Coudrier.

La Cochenille du Chêne Vert.

Fig. 9. La Cochenille du Tilleul.

Fig. 10.

Fig. 16.

La Coch. de la Raquette.

Fig. 13.

Fig. 11.

Fig. 16. N. 2.

Fig. 14.


La Cochenille de la Vigne.

Fig. 12.

* La Coch. des Graminées.

Fig. 15.

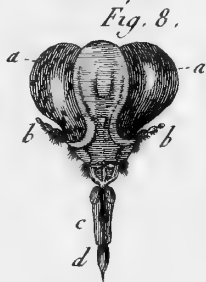

Fig. 16 N. 3.



Noctonecte .



Noctonecte Aqualique .



Corife .



La Corife Rayée .



Nepe .

Fig. 1. re. Le Nepe grand.



Nepe Cendrée .



Fig. 2 bis.



Fig. 2 N. 3.

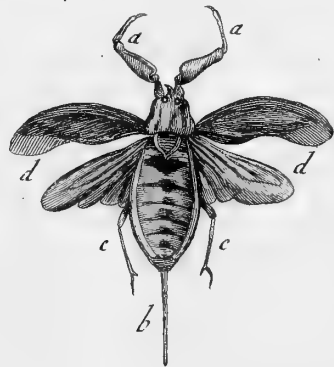
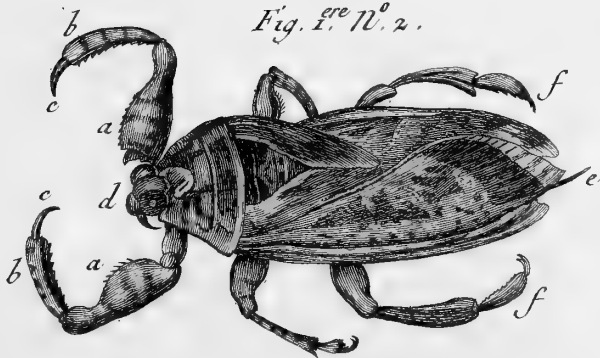

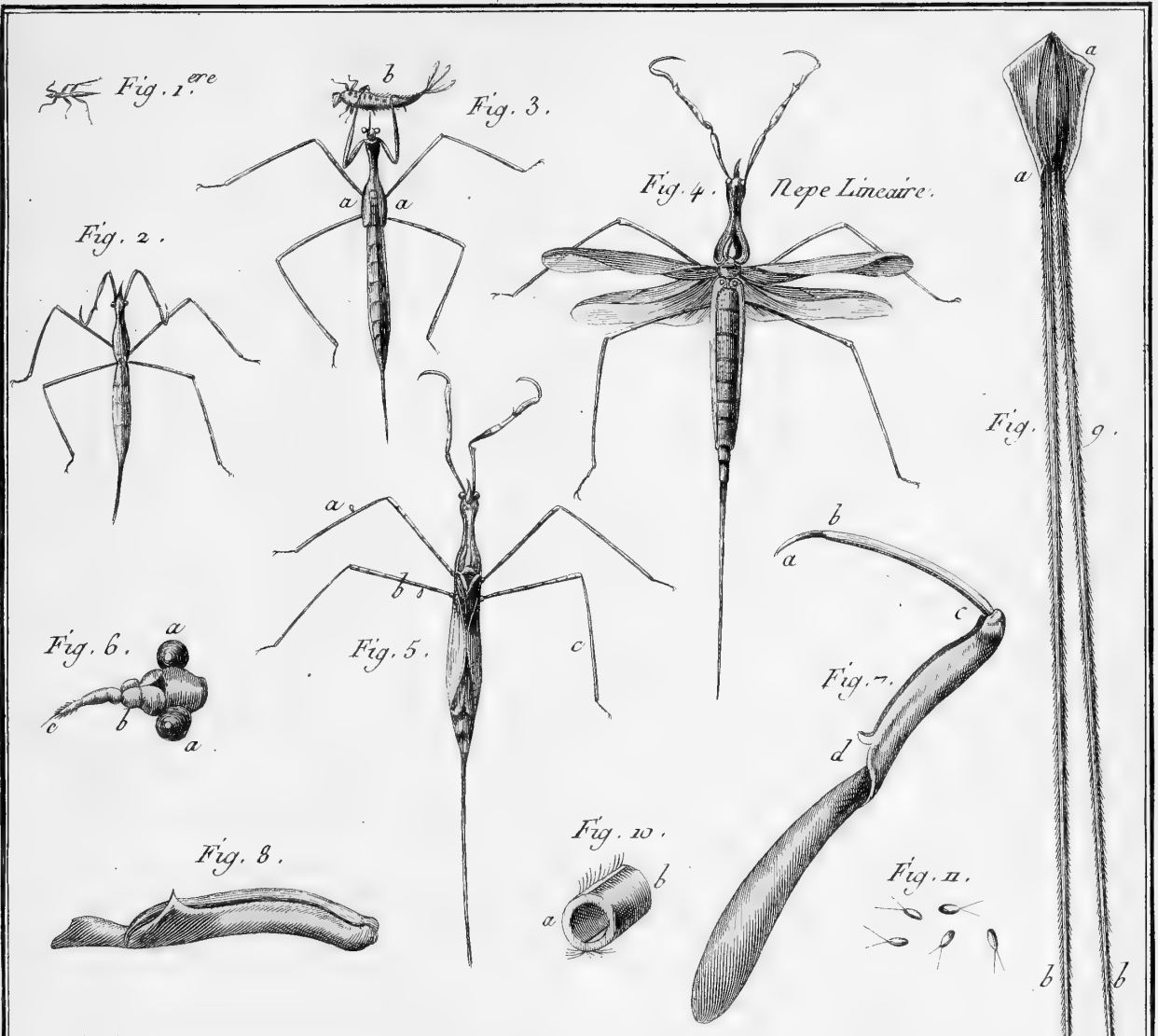


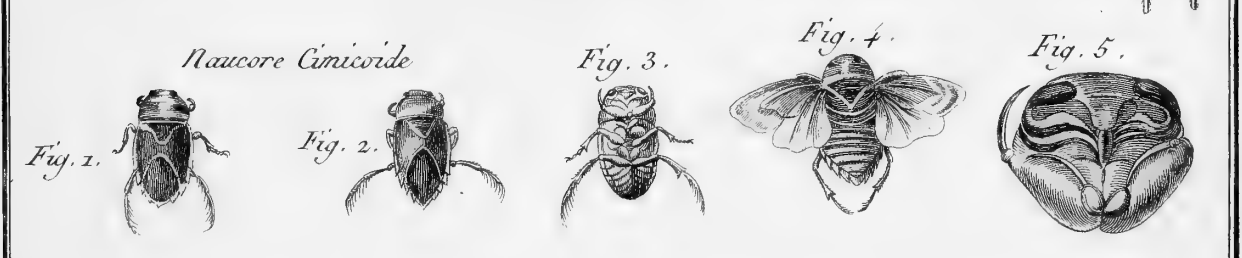
Fig. 1. re. N. 2.



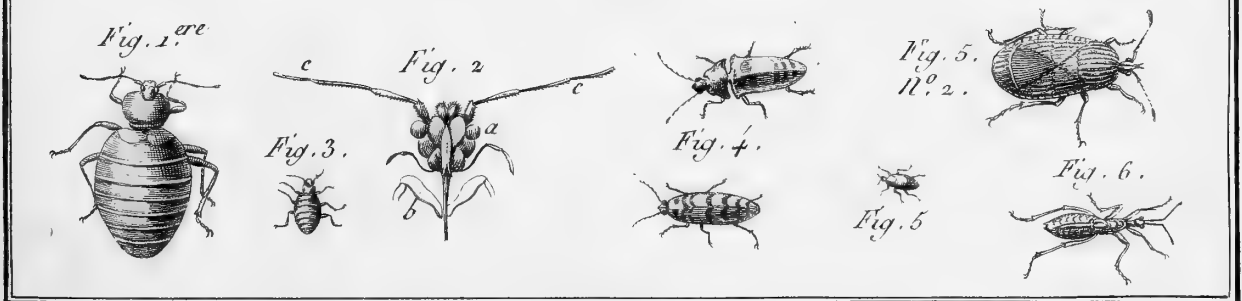





Naucore.



Punaife.







La Pentatome du Cap.



Fig. 2.




Fig. 3.




Fig. 4.



Fig. 5.


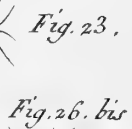


Fig. 6.



La Pent. Bleuâtre.

La Pent. Bleu.

La Pent. Morio.

La Pent. Mat.

La Pent. Equestre.

La Pent. de la Jusquiame.

La P. de l'Ormeau.

Fig. 21. La Pent. Nayade.

La Pent. d'Italie.

La Pent. des Etangs.

La P. Emeraude.

La Pent. Grise.

La Pent. agréable.

La Pentatome rayée de pourpre.

Fig. 25.

Fig. 25 bis.

La Pent. à Damier

Fig. 28.

Reduve.



Le Reduve Personné.



Fig. 29 bis.



Le Reduve Annelé



Fig. 30 n° 2.



Fig. 30. n° 3.




Fig. 31.

Le Reduve Dentelé.




Fig. 32.

Le Reduve Cilié.



Fig. 33.

Le Reduve Harleur.



La Blatte Géant.

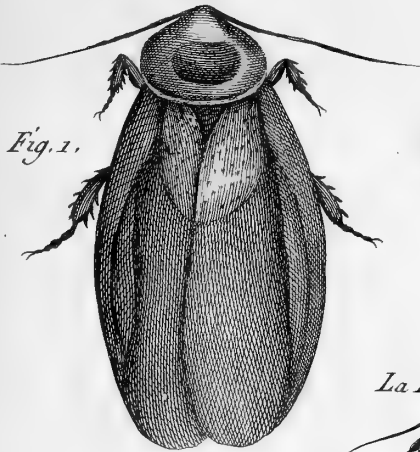


Fig. 1.

La Blatte Egyptienne.

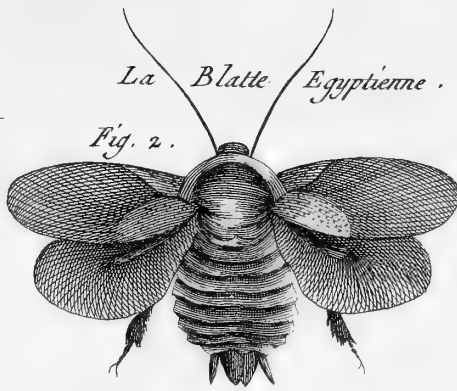


Fig. 2.

Fig. 3.



La Blatte Surinamoise.

La Bl. Blanche.

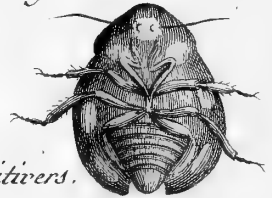


Fig. 4.



Fig. 5.

Fig. 5 bis.



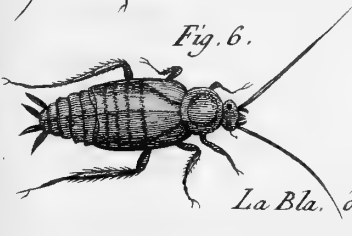
La Bl. Pitivers.

La Bl. Laponne.



Fig. 8.

Fig. 6.



La Bl. des Cuisines.

Fig. 6 bis.



Fig. 7.



A.



B.



C.

Grillon.

Fig. 10.



Le Grillon à Crette.

Fig. 9. Le Grillon Éléphant.


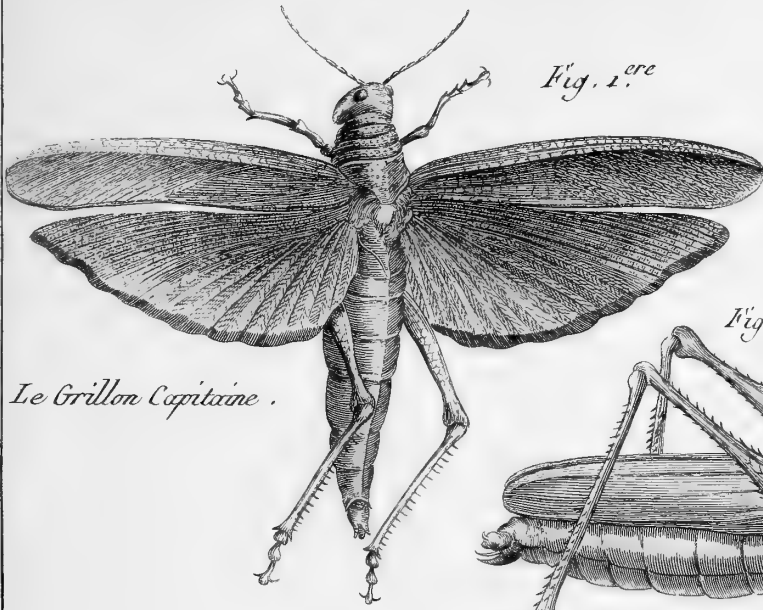


Fig. 10. N.º 2.



Fig. 1.^{ere}



Le Grillon Capitaine .

Fig. 2. Le Grillon Dentelé

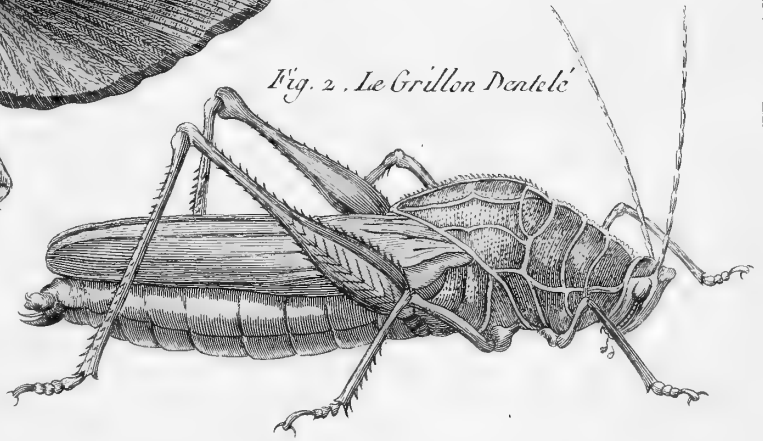


Fig. 3. Le Grillon Ponctué .

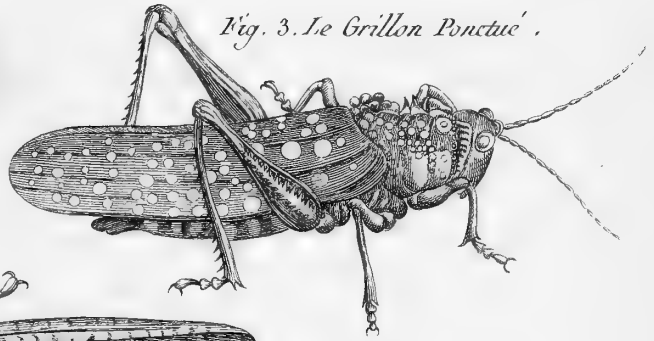


Fig. 4. Le Grillon Epineux

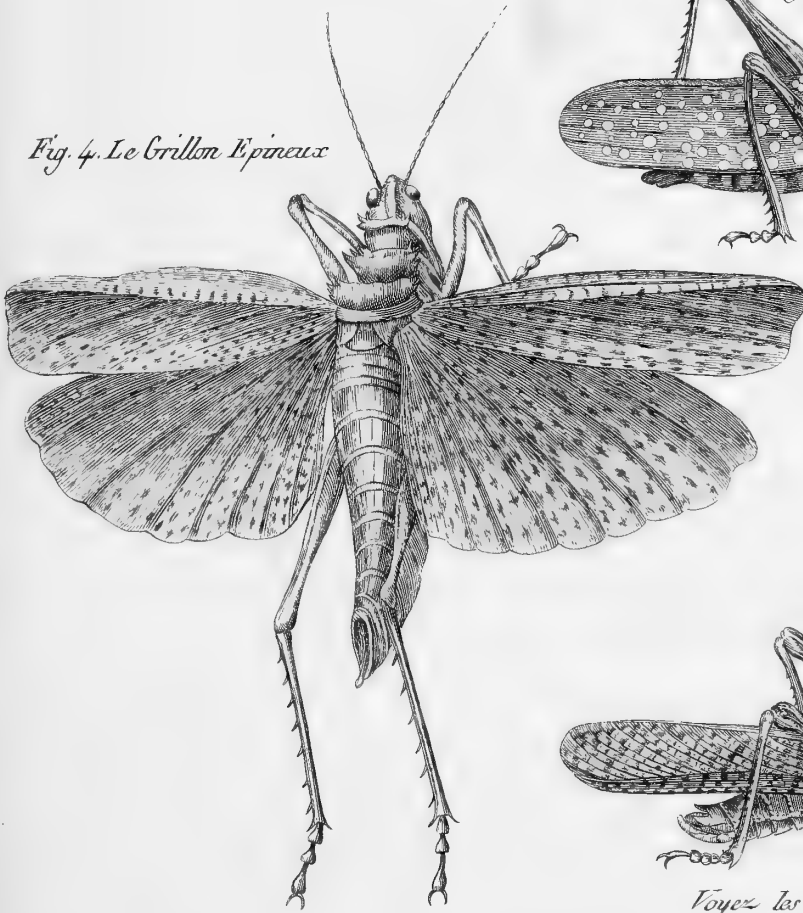
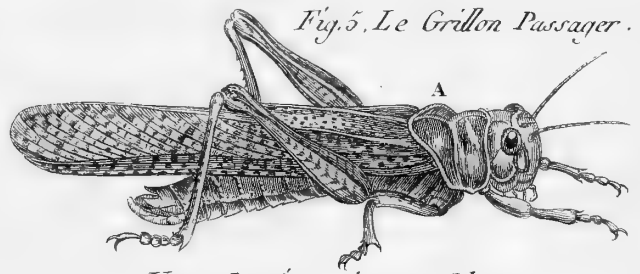


Fig. 5. Le Grillon Passager .



Voyez les Fig. suivantes Pl. 127.

Benard Delit.






Fig. 6.



Le Grillon Cri-cri.

Le Grillon Passager.

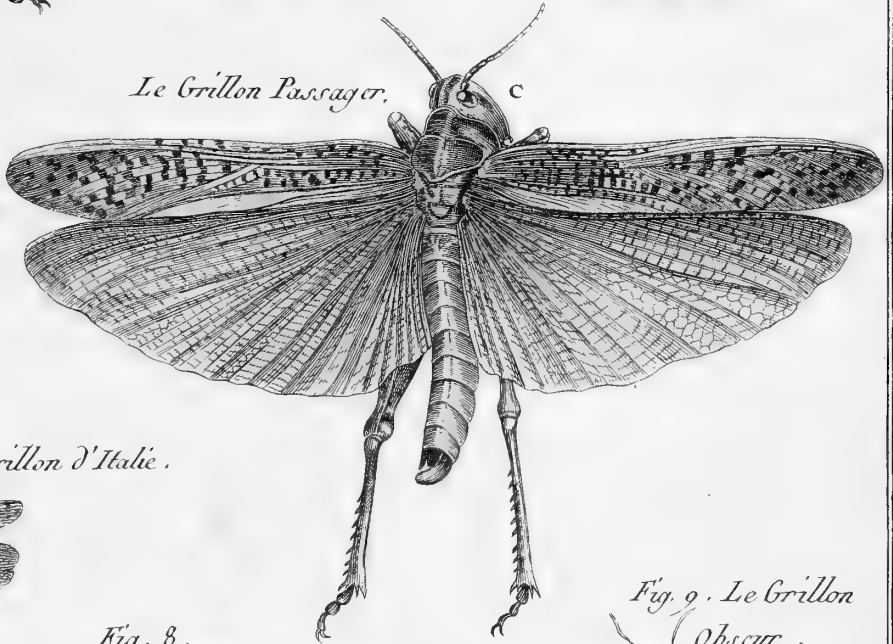


Fig. 7.

Le Grillon d'Italie.



Fig. 8.



Le Grillon d'Allemagne.

Fig. 9. Le Grillon Obscur.



Fig. 10.

Le Grillon ? Bleuatre.




Fig. 11. bis.



Fig. 11.

Le Grillon Verdâtre.



Fig. 12.

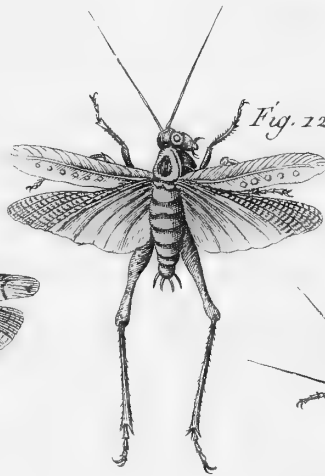



Fig. 12 bis Le Gril. Pointillé.







Le Grillon Roux.



Fig. 2.



Fig. 5.

Fig. 6.

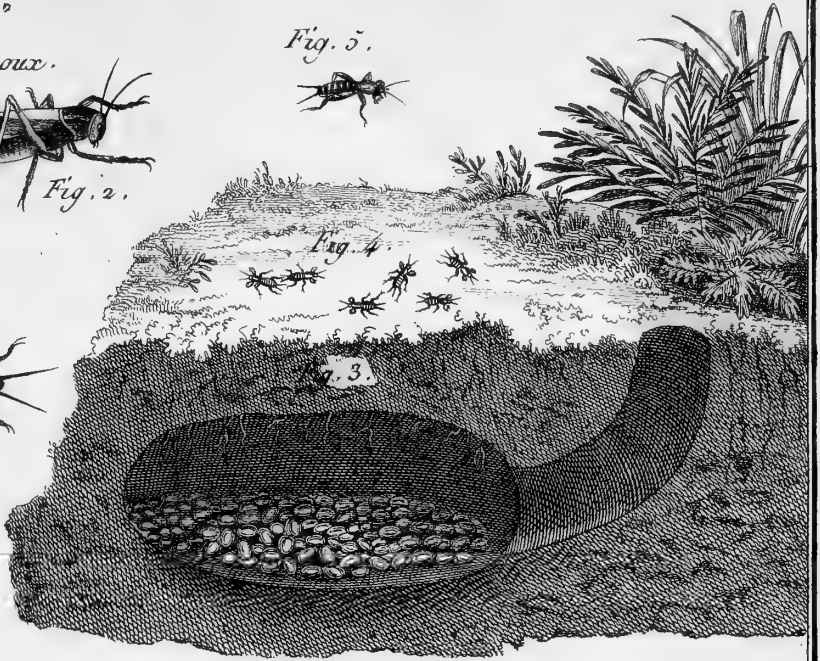


Fig. 4.

Fig. 3.

Fig. 7.



Le Grillon Taape.

Fig. 8.




Fig. 9.

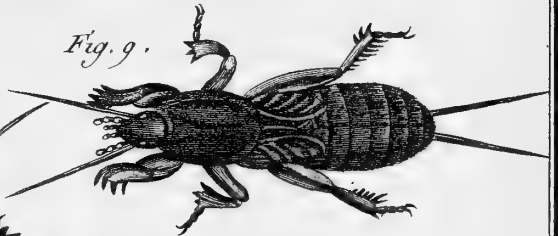


Fig. 11.




Fig. 12.



Fig. 14.



Fig. 13.



Fig. 10.

Le Grillon Monstrueux

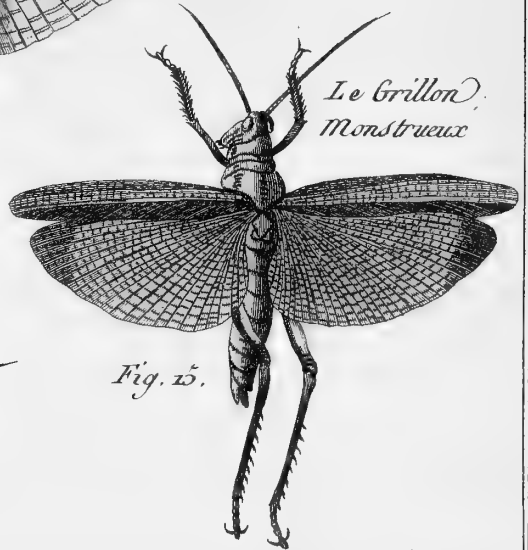

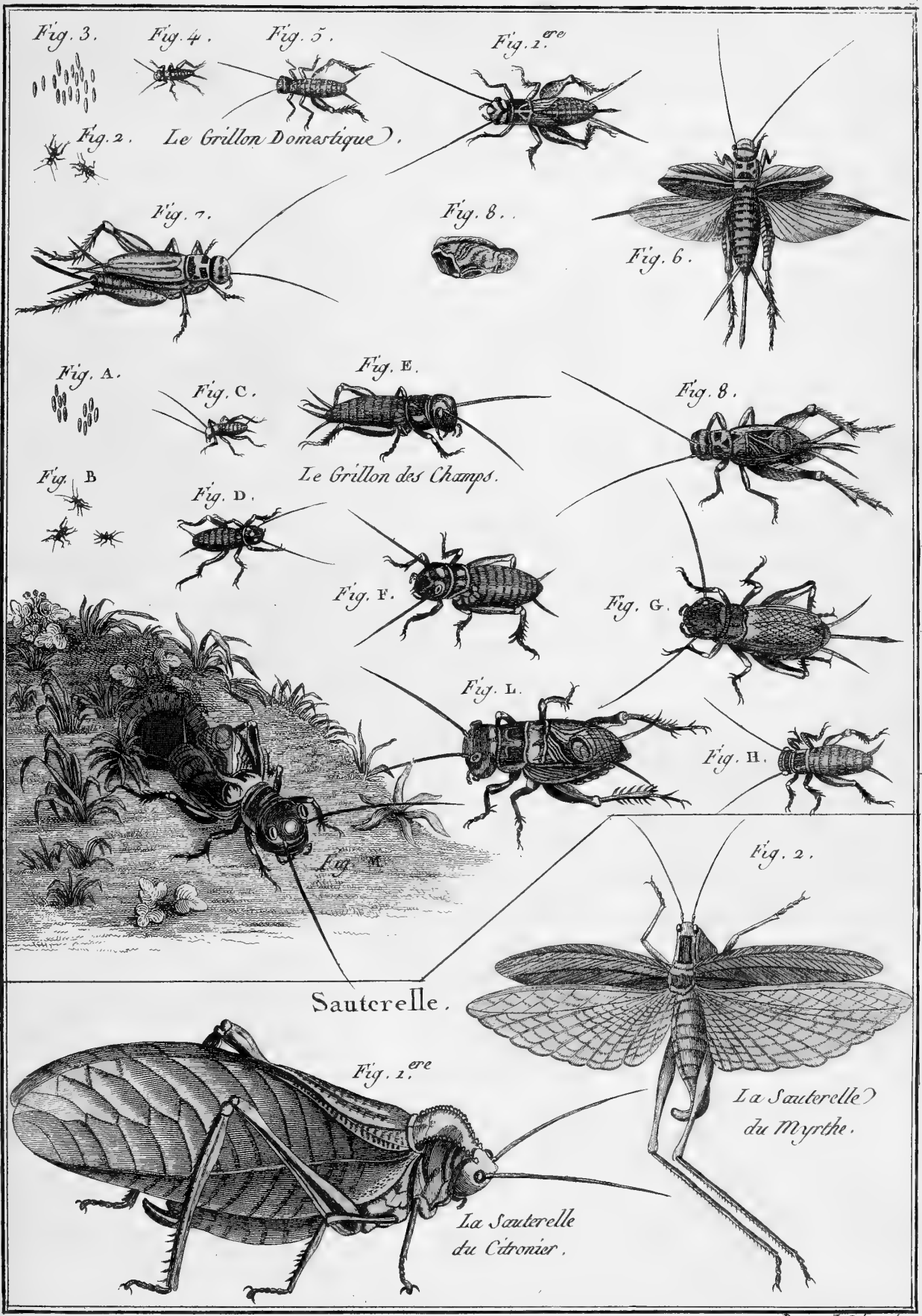



Fig. 15.







Sauterelle.




La Sauterelle Alongée.



Fig. 1.^{ere}

Fig. 2.



La Sauterelle Pointue.

La Sauterelle Verte.

Fig. 3.

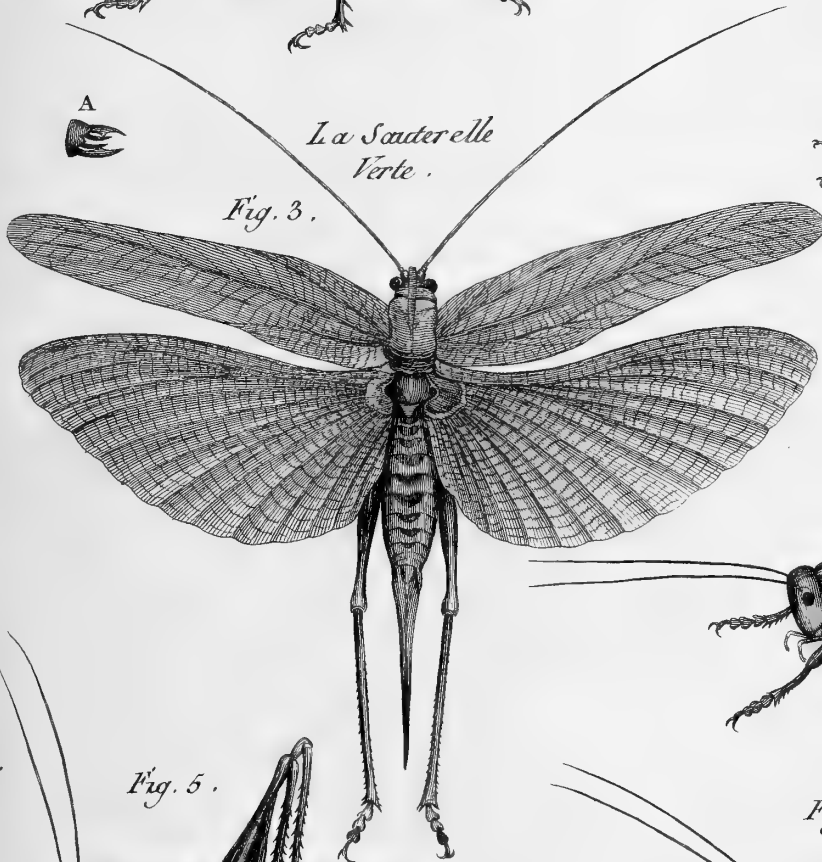


Fig. 8.

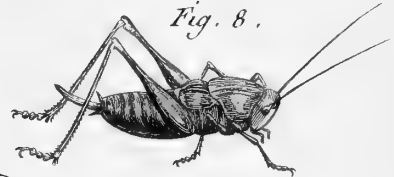


Fig. 9.



Fig. 7.




Fig. 5.

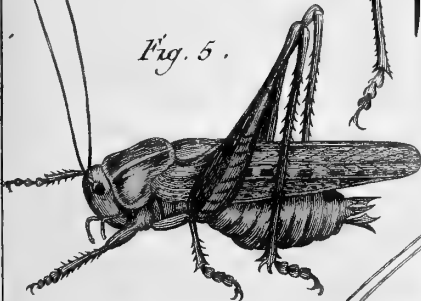
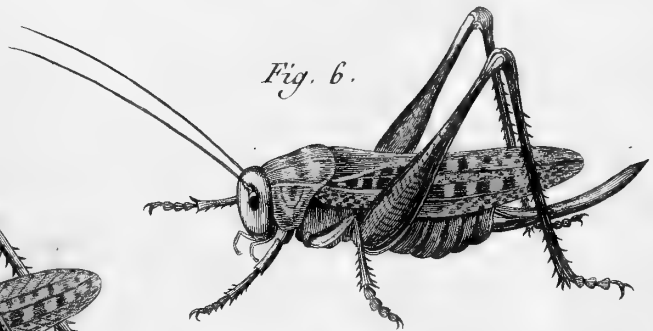


Fig. 6.



La Sauterelle des Verrues.

Fig. 4.

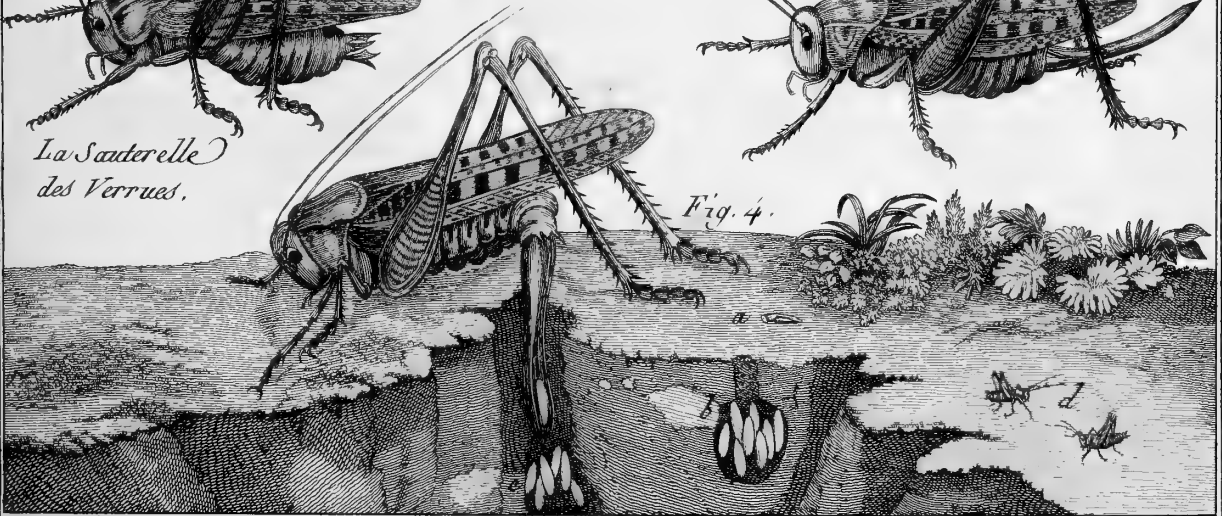
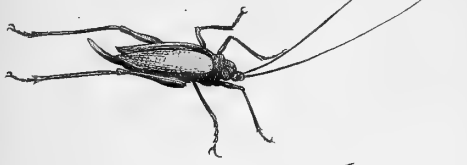




Fig. 1. La Sauterelle Variée.



La Sauterelle Epineuse.


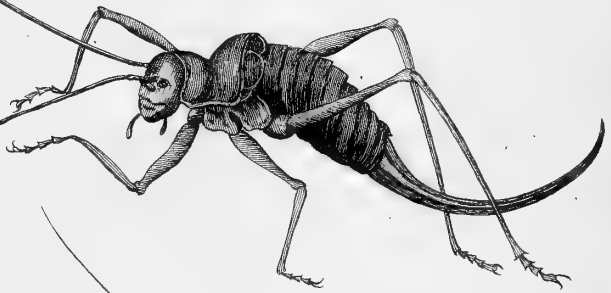


Fig. 2.

Fig. 3. N. 2.



Fig. 3. La Sauterelle Perforée.



La Sauterelle à Sabre.



Fig. 4. N. 2.

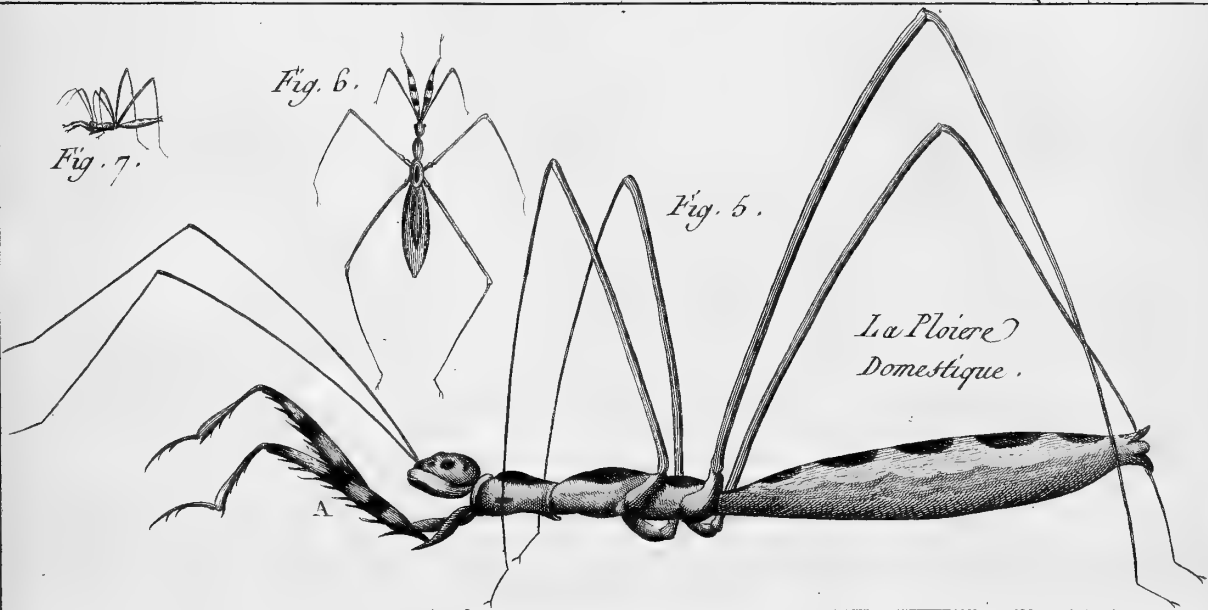


Fig. 7.

Fig. 6.



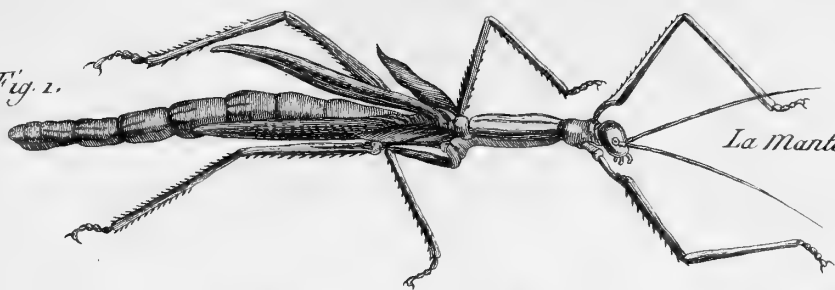
Fig. 5.



La Ploiere Domestique.



Fig. 1.



La Mante Necydaloide .

Fig. 2 .

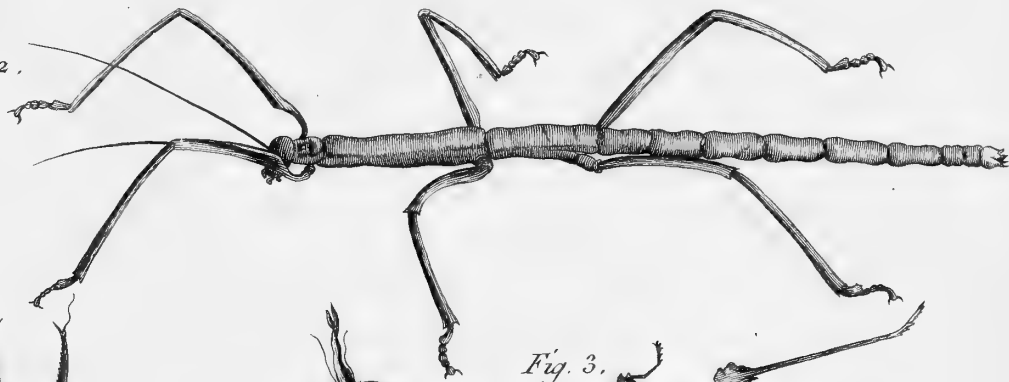
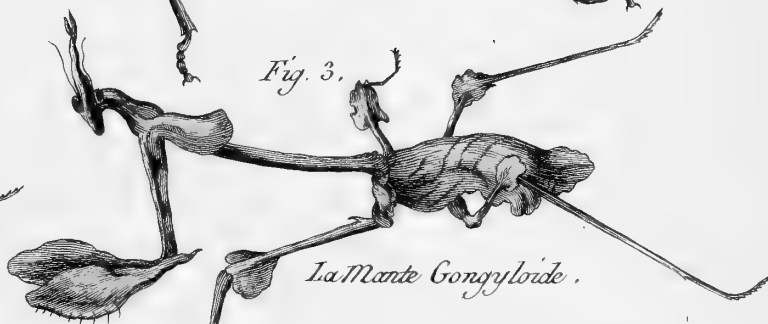


Fig. 3 .



La Mante Gongyloide .

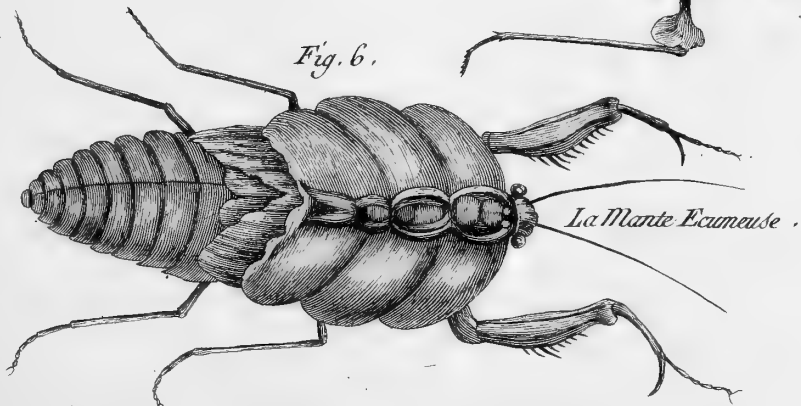
Fig. 5 .



Fig. 4 .



Fig. 6 .



La Mante Ecumeuse .

Fig. 1.^{ere}

La Mante Ecumense ♂,

N^o. 2.

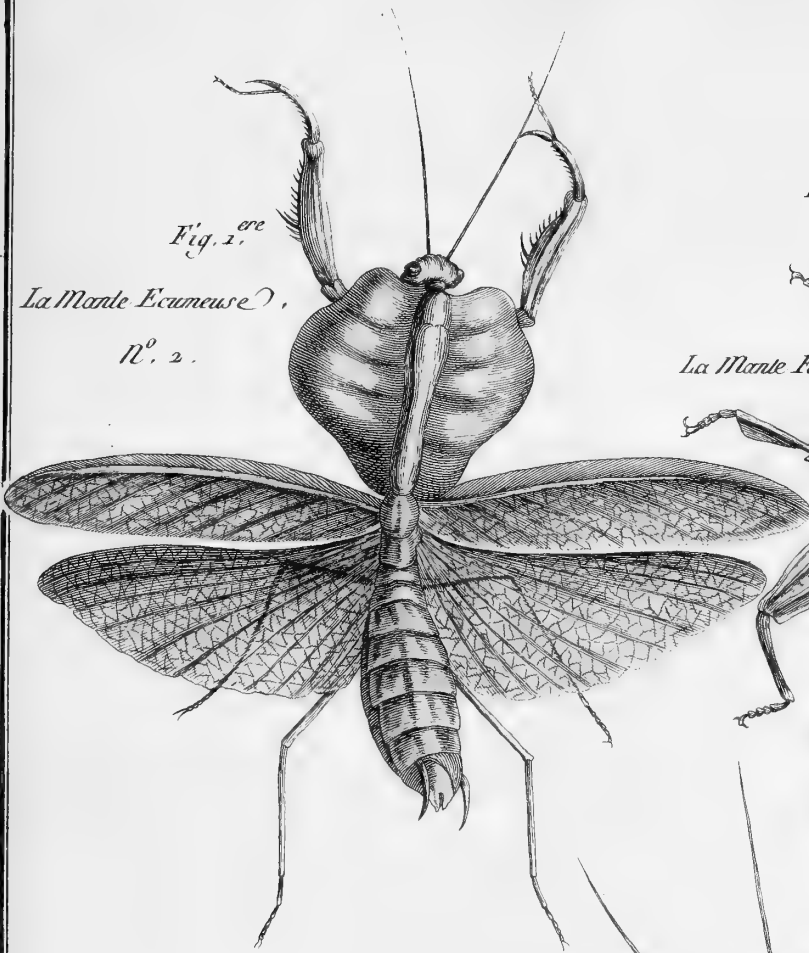


Fig. 2.

La Mante Feuille Seche.



Fig. 3. La Mante
à Cornes pectinées.

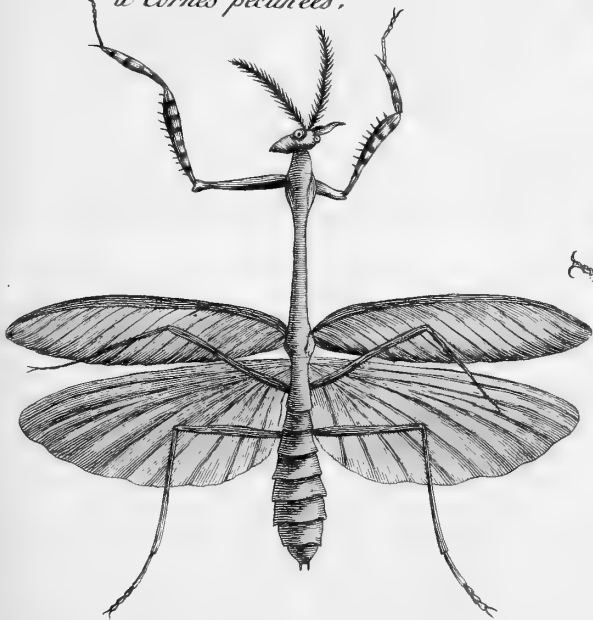
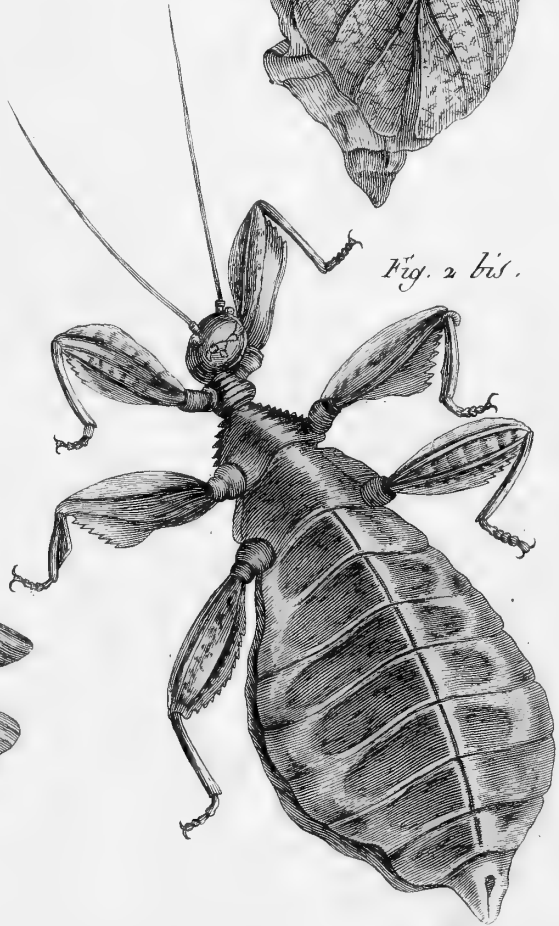

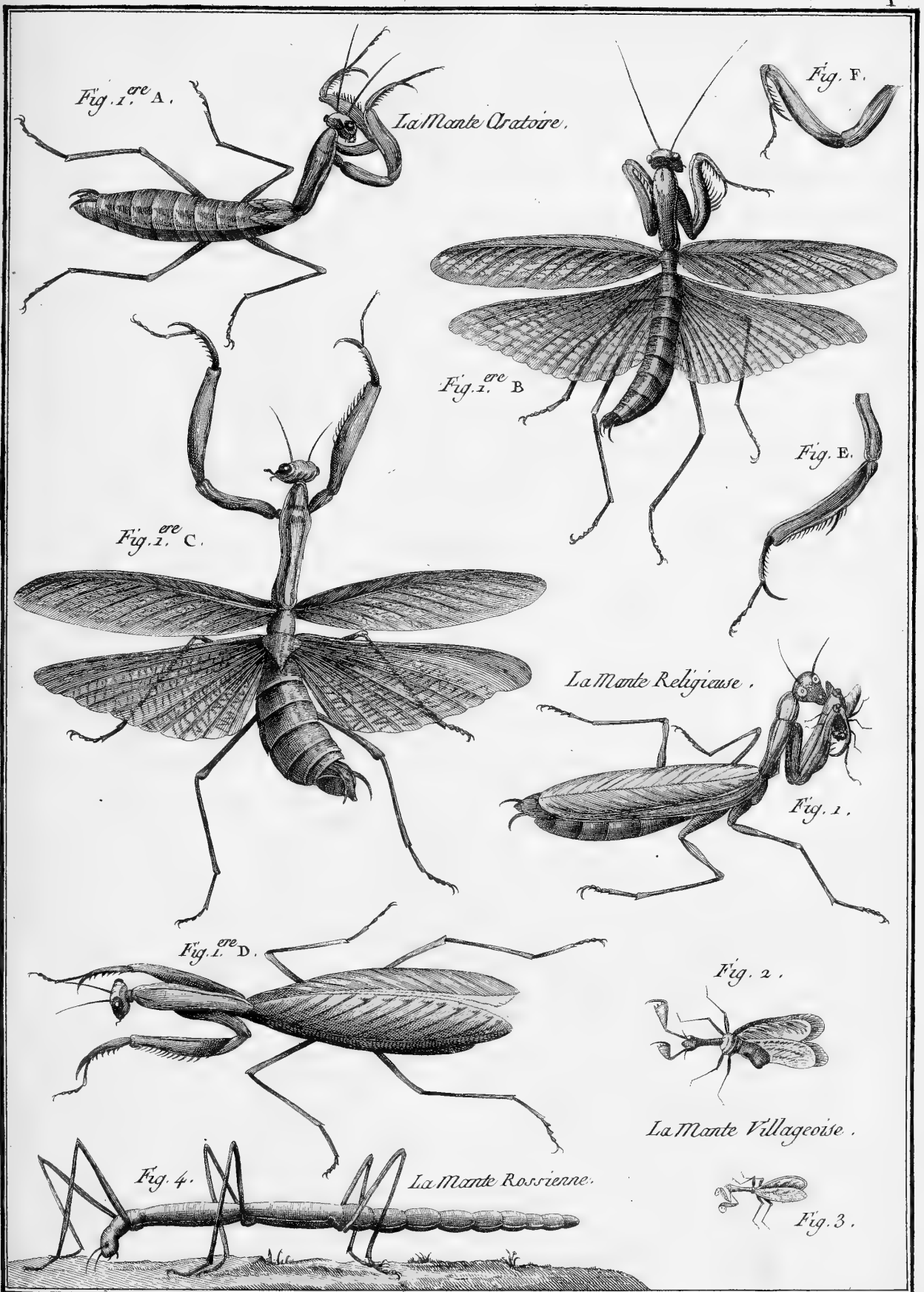
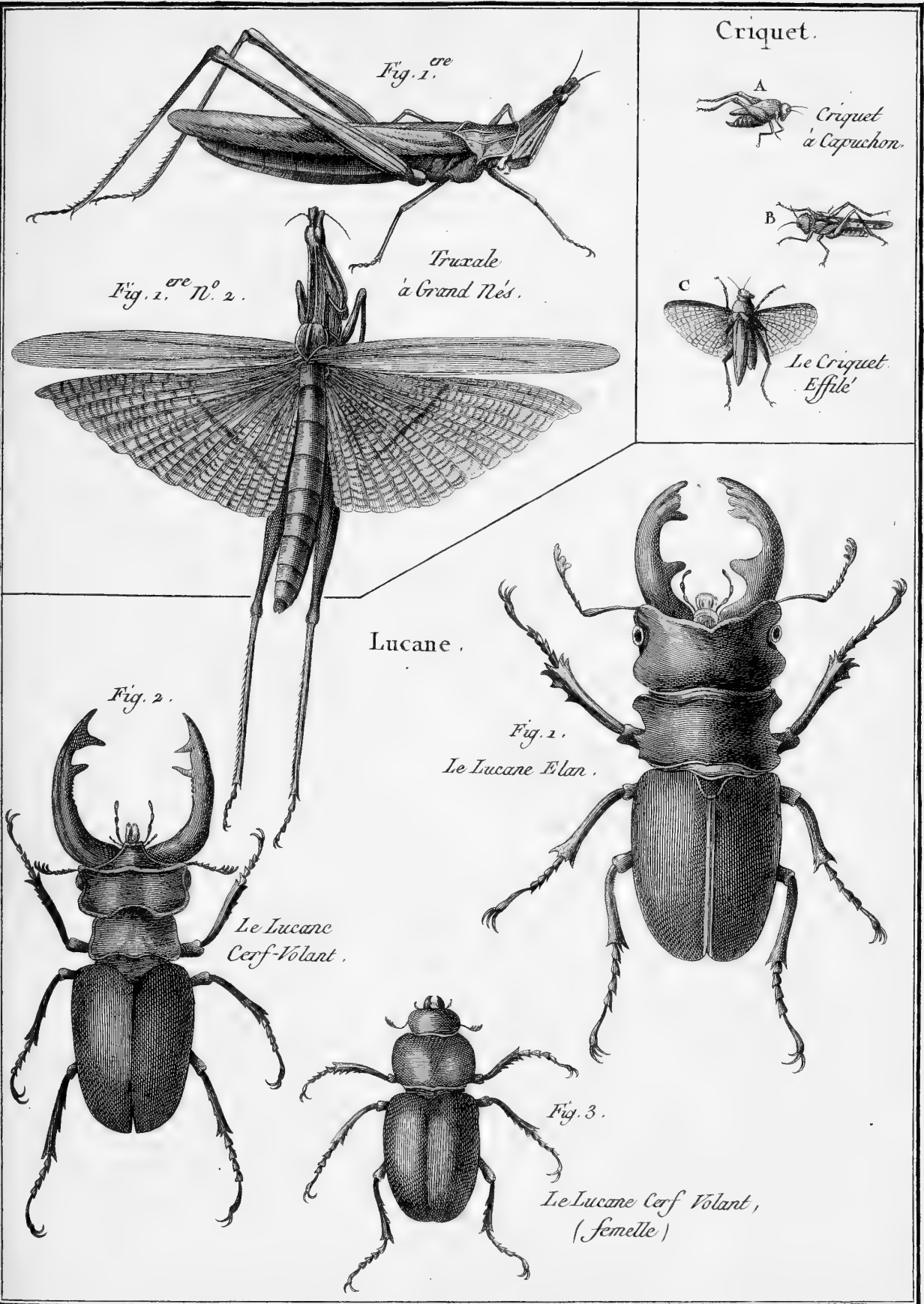



Fig. 2 bis.


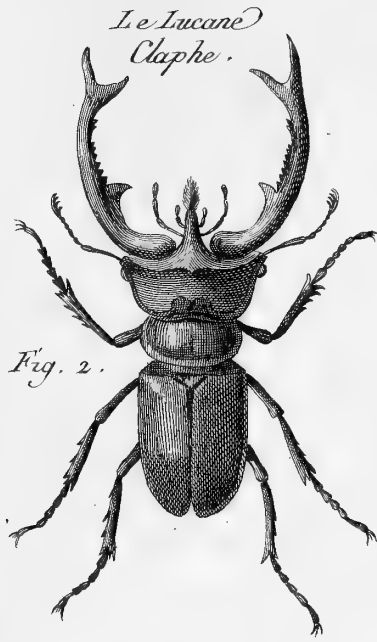













Le Lucane Satural.



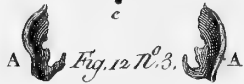

Le Lucane Femoral.



Fig. 9.



Fig. 12 bis.



Le Lucane Stric.



Lethrus.

Fig. 2.



Le Lethrus
Cephalote.

Fig. 2.



Fig. 3.



Le Scarabé Hercule.

Fig. 4.

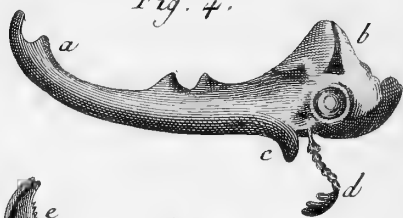



Fig. 5.



Le Scarabé Alcide.

Le Scarabé Persée.





Fig. 6.

Le Scarabé Tityus.

Fig. 7.









Fig. 1.^{ere}



Le Scarabé
Typhon.

Fig. 2.



Le Scarabé
Simson.

Fig. 3. Le Scarabé Centaure.



Fig. 4.

Le Scarabé
Gédéon.





Fig. 5. Le Scarabé Chorinée.




Le Scarabé Eridanus.

Fig. 6.



Benard D'écrit.



Le Scarabé Phorbante.



Fig. 2.

Fig. 2.



Le Scar. Oromedon.

Le Scarabé Dichotome.




Fig. 3.

Le Scarabé Porte-Cerf

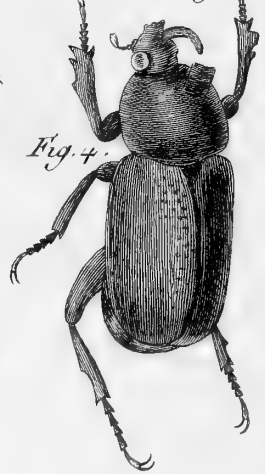


Fig. 4.



Fig. 5.

Le Scar. Piqueur.



Fig. 5 bis.

Le Scarabé Enema.



Fig. 6.

Le Scarabé Endimion.



Fig. 7.

Le Scarabé Alocus.




Fig. 8.

Fig. 9.

Le Scarabé Antée.





Le Scarabé Siphax.



Fig. 2.

Le Scarabé Titan.



Fig. 2.

Le Scar. Olyeon.



Fig. 3.

Le Scarabé Ajax.



Fig. 4.

Le Scar. Cénobarbe.



Fig. 5.

Le Scar. Sylvain.

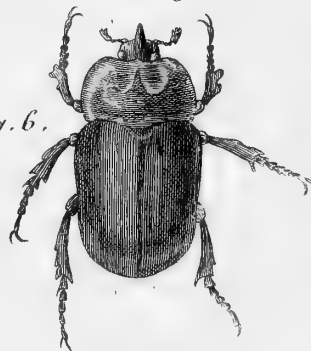


Fig. 6.

Le Scar. Maimon.



Fig. 7.

Le Scar. Géryon.



Fig. 8.

Le Scar. Tronqué.



Fig. 9.

Le Scar. Bilobe (femelle.)




Fig. 10 bis.

Le Scar. Bilobe (mâle.)

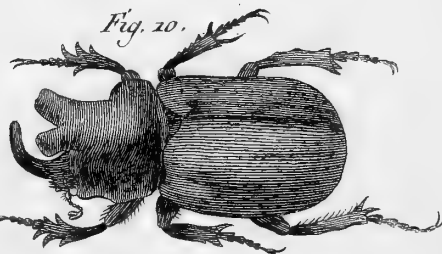



Fig. 20.



Le Scarabé Barberousse.

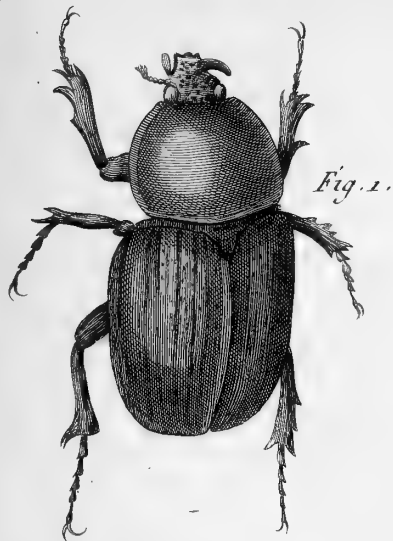


Fig. 1.

Le Scar. Quatre-Epines.

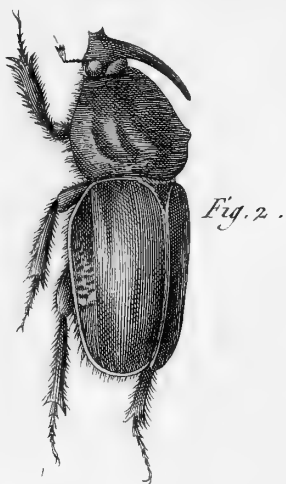


Fig. 2.

Le Scar. Rhinoceros.



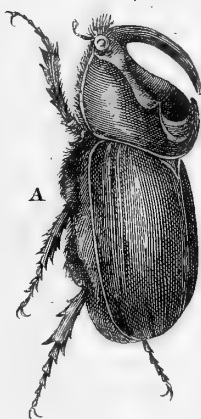
Fig. 3.

Le Scar. Militaire.



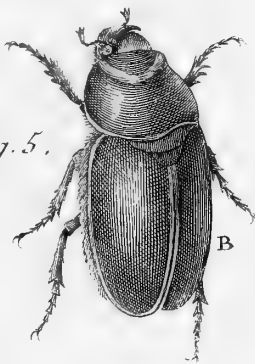
Fig. 4.

Le Scarabé Boas.



A

Fig. 5.



B

Le Scarabé Augias.



Fig. 6.

Le Scar. Monoceros.



Fig. 7.

Le Scar. Nosicorne.



Fig. 8.

Le S. Renne (mâle).



Fig. 9.

Le S. Renne (femelle).



Fig. 9. bis.

Le Scarabé de la Jamaïque.





Fig. 11.

Le Scarabé Satyre ?



Fig. 10.



Le Scarabé Silène.



Fig. 1.^{ere}

Le Scarabé Didyme.



Fig. 2.

Le Scarabé Déprimé.



Fig. 3.

Le Scarabé Calmus.

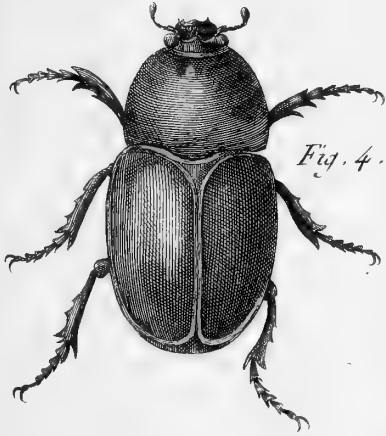


Fig. 4.

Le Scar. Arcas.



Fig. 5.

Le Scar. Orion.



Fig. 9.

Le S. Cylindrique.



Fig. 10.

Le Scarabé Longinane.

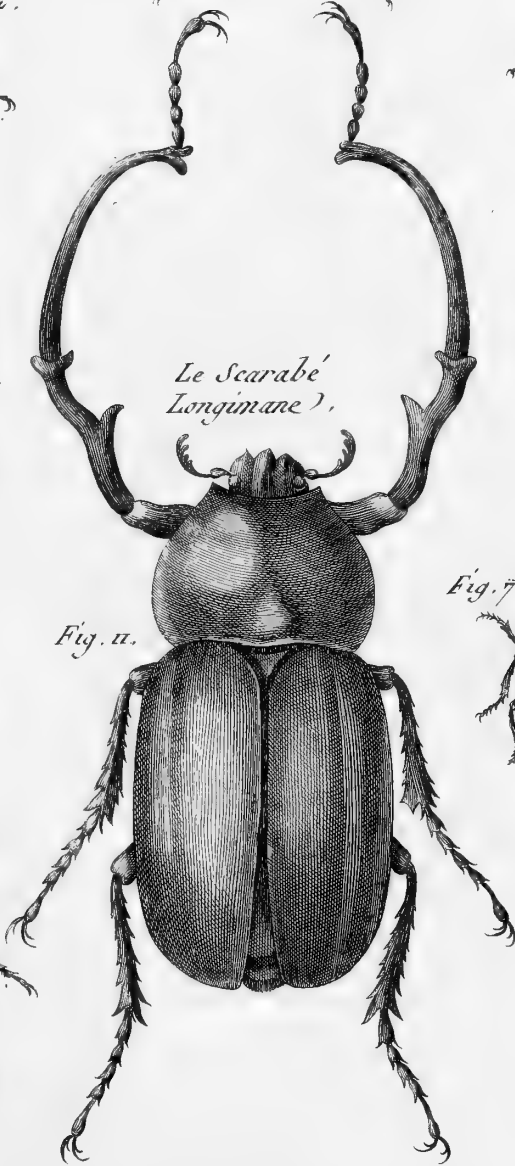


Fig. 11.

Le Scar. Jouvenceau (mâle.)



Fig. 6.

Fig. 6 bis.



Fig. 7.

Le Scar. Zoile.



Fig. 8.

Le Scar. Coupé.




Fig. 12.

Le Scarabé Syriotte.



Le Scar. Hélox.



Fig. 3.



Fig. 3 bis.



Le Scar. Pointillé.



Le Scarabé Crassipede.

Le Scar. Couronné



Fig. 6.



Le Scar. Brun.



Le Scarabé Disparate.

Le Scarabé Typhée.



Fig. 9.



Le Scar. Momus.



Fig. 8 bis.



Le Scar. Cyclope.



Le Scar. Coryphée.



Le Scar. Quadridenté.



Le Scar. Lazare.



Le S. Mobilicorne.



Le Scar. Stercoraire.



Fig. 16.



Fig. 15 bis.



Le Scarabé Printanier.







Fig. 1.^{ere}



Le Scar. Hémisphérique.

Le Scar. Inéasant.

Fig. 2.



Fig. 3.



Le Scar. Cephus.

Fig. 4.



Le Scar. Testacé.

Le Scar. Fossoyeur.



Fig. 5.

Fig. 6.



Le Scarabé Souterrain.

Fig. 6 bis.



Le Scar. Terrestre.



Fig. 7.



Fig. 8.

Le Scarabé Funéraire



Fig. 9.

Le Scar. Rougeâtre.

Le Scar. Scybalaire.

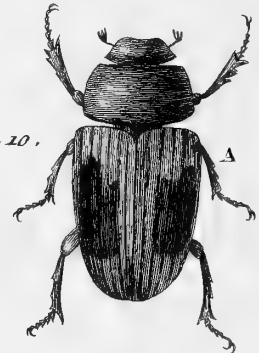


Fig. 11.



Le Scarabé Brulé.

Fig. 12.



Le Scar. Sale.



Fig. 13.



Fig. 10.

Fig. 14.



Le Scar. Sardide.

Fig. 19.



Fig. 20.



Fig. 15.



Le Scarabé Hémorrhoidal.

Fig. 16.



a Fig. 17.

Le Scar. Taché.




Fig. 21.



Le Scar. Puant



Fig. 22.

Fig. 26.



Le Scar. Jayet.

Le Scar. Livide.



Fig. 23.



Fig. 24.

Le Scar. Rufipède.



Fig. 25.

Le Scarabé sept Taches.



Fig. 27.




Fig. 1.



Le Scarabé Relevé.

Fig. 3.



Le Scarabé Malpropre.

Le Scarabé Fascié.



Fig. 5.

Le Scarabé Luride



Fig. 6.

Fig. 7.



Fig. 8.



Le Scarabé Pubescent.

Fig. 2.




Fig. 4.

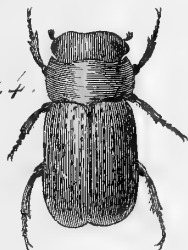


Fig. 5. N^o 2.



Fig. 10.



Fig. 9.



Le Scarabé Marginé.

Le Scarabé Quadrimaculé.



Fig. 11.



Fig. 12.

Le Scarabé à Plaie.



Fig. 13.



Fig. 14.

Fig. 18.



Fig. 17.



Le Scarabé Ridé.

Le Scarabé Tortue.



Le Scarabé Fouille merde.



Fig. 19.



Fig. 20.

Le Scarabé Silloné



Fig. 23.




Fig. 24.

Le Scarabé Arenaire.

Fig. 25.



Fig. 26.

Le Scarabé Ordurier



Fig. 22.




Fig. 22.

Fig. 1.^{ere}

Le Scarabé Antenor.

Le Scarabé Midas.




Fig. 2.



Fig. 5.



Le Scarabé Mamadryas.

Le Scarabé Janus.

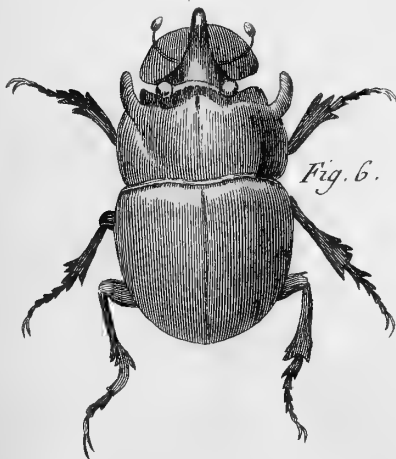


Le Scar. Bucephale.



Le Scar. Molosse.


Fig. 9.



Le Scarabé Porte-lance.



Fig. 8.



Le Scarabé Belliqueux.

Le Scarabé Faame.



Le Scar. Nemestrinus.



Fig. 3.



Le Scar. Jacchus.

Le Scar. Phidias.



Le Scarabé Borée.



Fig. 6.



Le Sc. Belzébuth.

Le Scar. Mimas.



Fig. 7.

Le Sc. Jasius.



Fig. 8.

Le Scar. Éléphant.



Fig. 9.

Fig. 10. Le Scar. Flammant.



Fig. 10. N. 2.

Le Scar. Œdipe.



Fig. 11.



Fig. 11. N. 2.

Le S. Parisicus.



Fig. 12.



Fig. 13.

Le Sc. Espagnol



Fig. 13. N. 2.

Benard. Dir. ex. lit.




Fig. 1.^{re}



Le Scarabé Lunaire.

Le Scar. Echancré.



Fig. 2.

Le Scarabé Ancée.



Fig. 3.

Fig. 4.



Le S. Pithecus.

Le Scar. Sabée.



Fig. 5.

Le Scar. Tullius.



Fig. 6.

Fig. 7.



Le Scar. Pactole.

Fig. 7. N. 2.



Le Scar. Simon.

Le Scar. Bison.



Fig. 8.

Le Sc. Dorcas.



Fig. 9.

Fig. 10.



Le S. Bonasus.

Le Sc. Frotteur.



Fig. 11.



Fig. 12.

Le S. Ammon.



Fig. 13.

Le S. Seniculus.



Fig. 14.

Fig. 15.



Le S. Catta.

Fig. 16.

Le Sc. Sagittaire.



Fig. 19.



Le S. Vache.

Le Scar. Lenoir.



Fig. 20.

Fig. 25.



Le Scarabé Géant.

Fig. 17.



Le Sca. Vœu.

Le S. Amyntas.



Fig. 18.

Fig. 21.



Le S. Bifascié.

Le S. Bidant.



Fig. 22.

Le S. Bronze.



Fig. 23.

Le S. à 2 Tubercules.



Fig. 24.

Benard Delavit.



Le Scarabé Achate.



Fig. 1.

Le Scarab. Erulans.



Fig. 2.

Le Scar. Carolinois.




Fig. 3.

Fig. 4.



Le Scarabé Bourcau.

Le Scar. Sphina.



Fig. 5.

Le Sca. Moeris.



Fig. 6.

Le Sca. Aygule.



Fig. 7.

Fig. 8.



Le Sca. Inuus.

Le Scarabé Nisus.



Fig. 9.

Le Scar. Trident.



Fig. 10.

Le Scar. Marthias.



Fig. 11.

Le Scarab. Ondé.



Fig. 12.

Le Sc. Apelle.



Fig. 13.

Fig. 17.



Le Scarab. Tauréau.



Fig. 14.

Le Sc. Silloné.

Fig. 18.



Le Scarabé Chèvre.

Fig. 16.




Le Scarabé Tiges.

Fig. 20.



Le Sc. Ruchicorne.

Fig. 19.



Le Scarabé Penché.

Le Sc. Quatre points.



Fig. 15.

Fig. 22.



Le Scarabé Cenobite.




Fig. 1.



Le Scar. Ferrugineux.

Le Sc. Porte-épine.



Fig. 3.



Le Scar. Thoracique.

Le Scar. Fourchu.



Fig. 4.

Le Scarabé Sacré.




Fig. 5.

Le Scarabé Varié.



Fig. 6.

Le Scar. Large-cou.



Fig. 7.

Le Scarabé Bacchus.

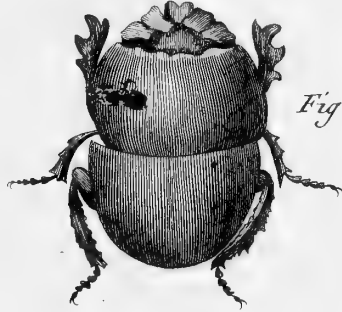


Fig. 8.

Le Scar. Esculape.



Fig. 9.

Le Scar. Bossu.

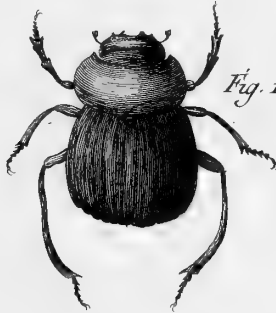


Fig. 10.

Le Scarabé Icare.



Fig. 11.

Le Scar. Cuivreux.

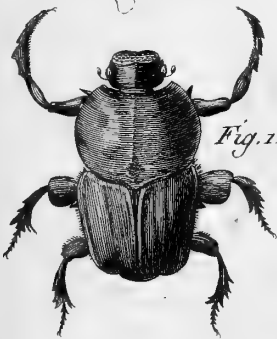


Fig. 12.

Fig. 13.



Le Scar. Ménéalque.

Fig. 13 bis.



Le Scar. Hesperus.



Fig. 15.

Fig. 16.

Le Scarabé Émeraude.




Le Scar. Onglé.



Fig. 14.



Fig. 14 bis.



Le Scarabé Brillant.



Fig. 2.

Le Scar. Sinué.

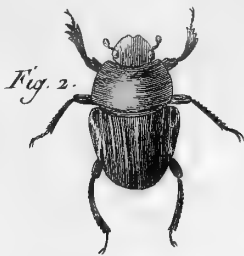


Fig. 2.

Fig. 3.



Le Scar. Lisse.

Le Scar. Pilulaire.



Fig. 4.

Le Sc. Flagellé.



Fig. 5.



Fig. 5 bis.

Fig. 6.



Le Sc. Koenig.

Fig. 7.



Le Sc. de Schoeffer.

Le Sc. Longipède.



Fig. 8.

Fig. 10.



Le Sc. Triangulaire.

Le Sc. Six Points.



Fig. 11.

Fig. 12.



Le Scar. Miliaire.

Fig. 13.



Le Sc. Eclatant.

Le Sc. Oblique.



Fig. 9.

Le Scar. Pale.



Fig. 18.

Le Scar. Gr. m.



Fig. 14.

Le Sc. Ceint.



Fig. 15.

Le Sc. Flavipède.



Fig. 16.

Le Scar. Discoïde.



Fig. 18.

Le Sc. Violet.



Fig. 19.

Le S. de Schreber.



Fig. 20.

Fig. 22.



Le S. Quabrille.

Fig. 22.



Le Scar. Tête Noire.



Fig. 22. N. 2.



Le S. N. Hollande.



Fig. 23.



Fig. 24.



Le Scar. Bipustulé.



Le Sc. Quadripustulé.




Fig. 25.

Le Scar. Pointillé.



Fig. 26.



Le Trox Crispant.



Fig. 1.

Fig. 2.



Le Tr. Sabloneux.

Le Tr. Poudreux.



Fig. 3.

Fig. 4.



Le Trox Granuleux.

Fig. 5.



Le Trox Herisse'.

Le Trox Mortuaire.



Fig. 6.

Le Trox Tuberculé



Fig. 7.

Le Trox Moine.



Fig. 8.

Le Trox Masure.



Fig. 9.

Hanneton.

Fig. 10.



Le Hanneton Foulon.

Fig. 10 bis.

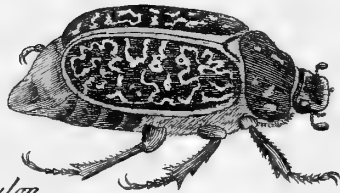
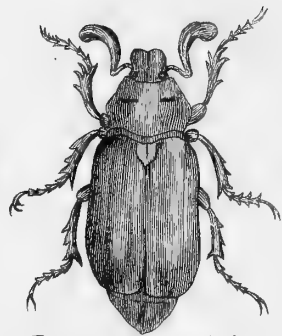


Fig. 11.



Le Hanneton Livide.

Le Hann. Anketare.

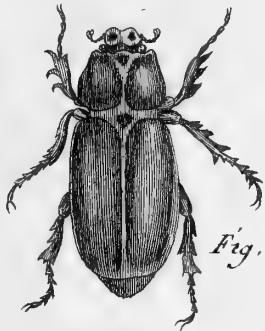


Fig. 12.

Le Hann. Cilie'.



Fig. 13.



Fig. A.



Fig. B.

Fig. C.



Fig. D.

Développemens du Hanneton Ordinaire.

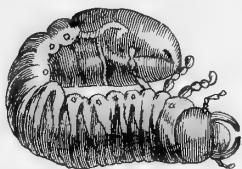


Fig. E.



Fig. G.



Fig. H.

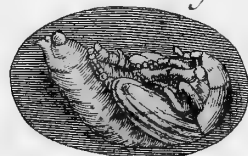


Fig. F.

Fig. du Hanneton ordinaire, Voyez Pl. 154.

Benard Delavit.




Fig. 1.



Fig. 2.



Fig. 3.



Le Hanneton Ordinaire, Suite des Figures A, B, C, D, E, F, G, H, Pl. 153.

Fig. 4.



Fig. 6.



Le Hanneton Vêlu.

Fig. 5.



Le Hann. Pâle.

Le Hann. de l'Equinoxe.

Fig. 10.



Le Hanneton Dorsal.

Fig. 7.



Le Hanneton du Solstice.

Fig. 8.



Fig. 9.



Le Hann. à Antennes rouges.

Le Hanneton à grosses pattes.



Fig. 14.

Le Hann. Disparite.



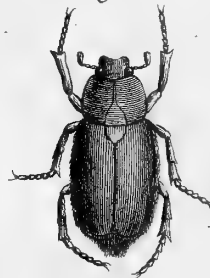
Fig. 11.

Fig. 12.



Le Hanneton d'Amérique.

Fig. 13.



Le Hann. à 20 points.

Fig. 16.

Le Hanneton d'Occident.

Fig. 18.



Le Hann. Discolor.

Fig. 15.








Fig. 17.



Le H. de Surinam.







Le Hanneton Splendide.



Fig. 1.^{re}

Le Han. Porte-Laine.



Fig. 2.

Fig. 3.



Le Hann. Unicolor.

Le Hann. Liséré.



Fig. 4.

Fig. 5.



Le H. Epheméris.

Le Han. Trigone.



Fig. 6.

Le H. Unongule.



Fig. 7.

Le Hannet. Tetradactyle.




Fig. 8.



Fig. 8 bis.

Fig. 9.



Le Hanneton Véro.

Fig. 10.



Le H. de Drury.

Le Han. Spinophthalme.



Fig. 11.

Fig. 12.



Le Hanneton à 2 Taches jaunes.

Le Han. Noble.



Fig. 13.

Fig. 14.



Le Hann. Ponctué.

Le Han. bordé de blanc.



Fig. 15.

Le Han. à Bandes.



Fig. 17.

Fig. 15. N. 2



Le Hanneton Hermite.



Fig. 16.

Le Han. Ceint.



Fig. 18.


Le Hanneton Cornu.

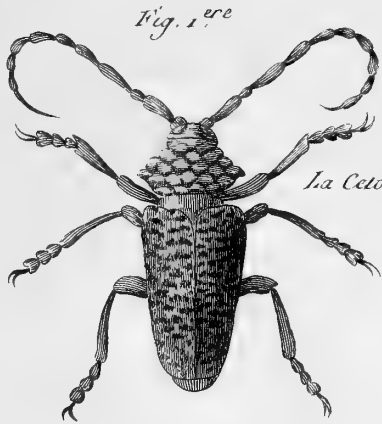


Fig. 19.

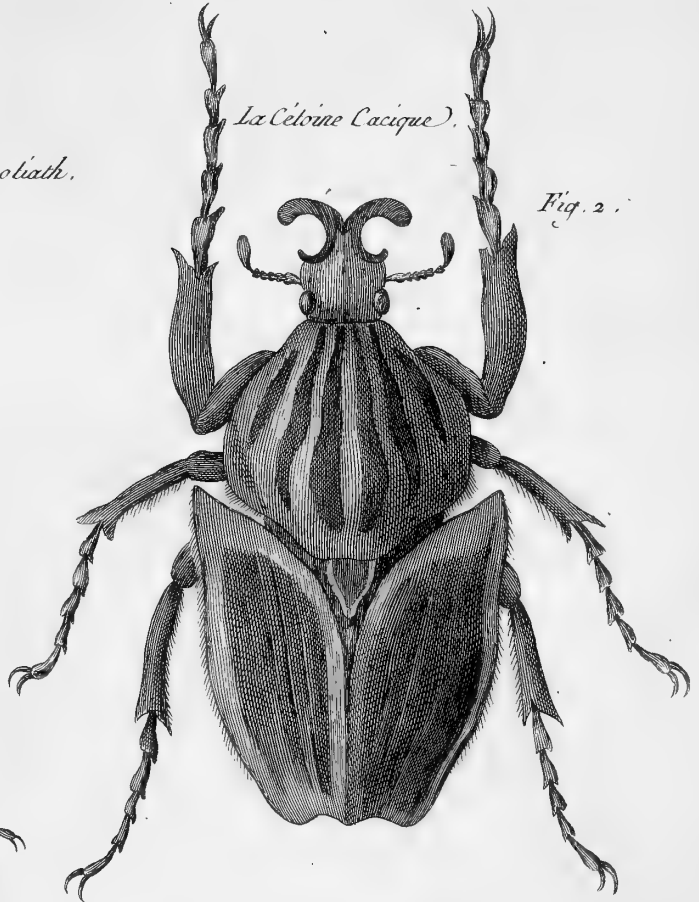


Fig. 19 bis.





La Cetoine Goliath.



La Cetoine Cacique.

Fig. 2.

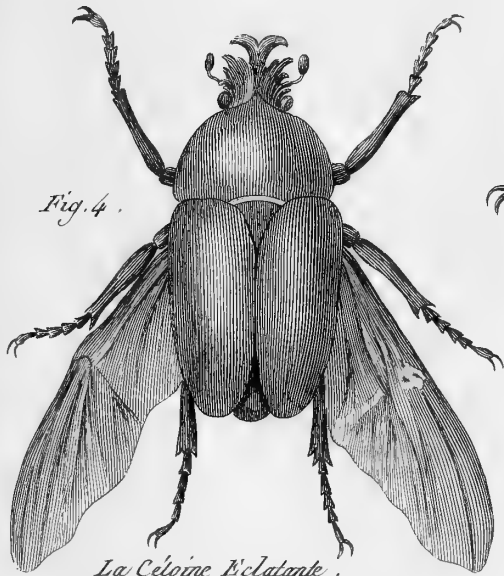


Fig. 4.

La Cetoine Eclatante.

La Cetoine Poliphème.

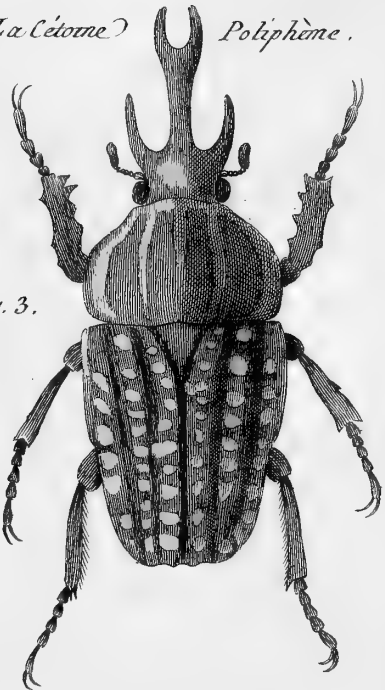


Fig. 3.



Fig. 4. N. 2.





La Cétoine Chinoise.

Fig. 1.^{re}

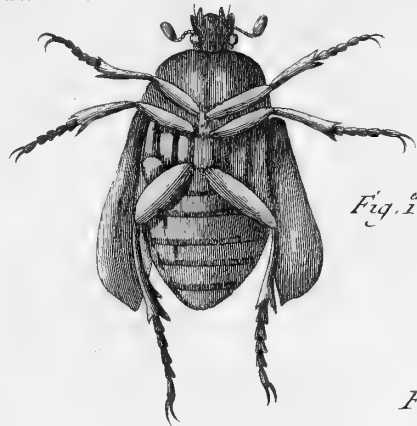


Fig. 1.^{re} bis.



Fig. 4.

La Cétoine Très Belle.

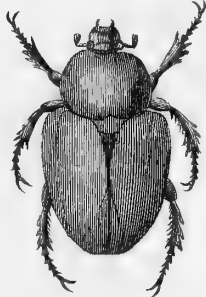


Fig. 3.

La Cétoine Nègre.

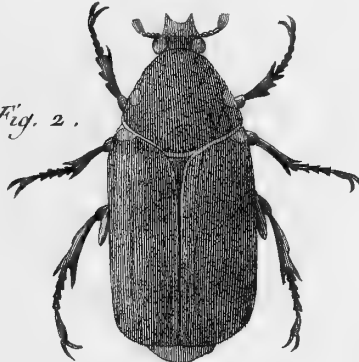


Fig. 2.

La Cétoine Corticiné.

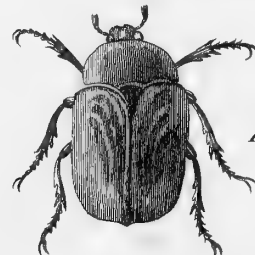


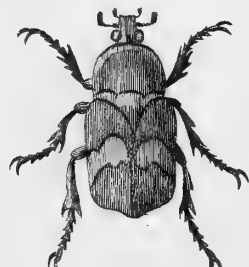
Fig. 4. N. 2.

La Cét. Mouchetée.



Fig. 6.

Fig. 5.



La Cétoine Bimaculée.

La Cét. Aulique



Fig. 7.

Fig. 4. N. 3.

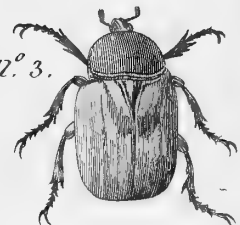



Fig. 8.

La Cétoine Pasciculée





La Cétoine Marbrée.



Fig. 1.

La Cét. Brillante.



Fig. 2.

La Cét. Boucher.



Fig. 3.

La Cét. Bourreau.



Fig. 4.

La Cét. Pubescente.



Fig. 5.

La Cétoine Triste.



Fig. 6.

Fig. 7.

La Cét. Hépatique.

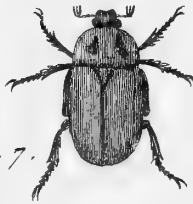


Fig. 8.



La Cét. Lobée.

La Cét. Fuligineuse.



Fig. 10.

La Cét. Alongée.



Fig. 11.

La Cétoine Sinuée.



Fig. 12.

La Cét. Jayet.

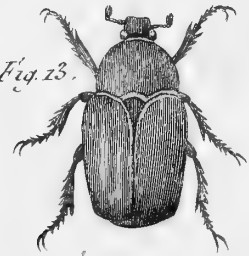


Fig. 13.

La Cét. Saupoudrée.



Fig. 14.

La Cét. Marginée.



Fig. 15.

La Cét. Morio.

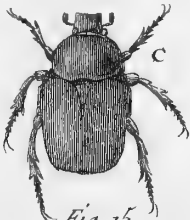


Fig. 15 bis.

Fig. 15, n° 3.



La Cét. du Cap.



Fig. 16.

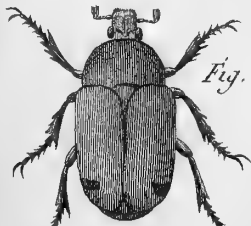


Fig. 17.

La Cét. Notée



Fig. 18.

Fig. 19.

La Cétoine à 4 Taches.



La Cét. d'Afrique.

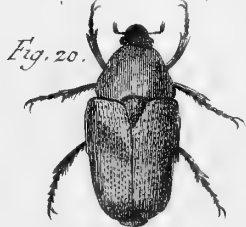



Fig. 20.



La Cétoine Iris .



Fig. 1.

La Cét. Suturaie .



Fig. 2.

Fig. 3.



La Cét. Reluisante .

La Cét. Philippine .



Fig. 4.

La Cét. Herbacée .



Fig. 5.

La Cét. Sillonée .



Fig. 6.

Fig. 7.



La Cét. Maculée .

La Cét. Ollivatre .



Fig. 8.

Fig. 9.



*La Cétoine
Interrompue .*

Fig. 9. bis.



La Cétoine Livide .



Fig. 10.

Fig. 11.



La Cét. Porte - croix .

La Cét. Enfoncée .



Fig. 12.

La Cétoine Indienne .



Fig. 13.

La Cétoine Indigo .



Fig. 14.

La Cét. Aigue .



Fig. 15.

La Cét. Auripeau .



Fig. 16.

La Cétoine Historion .



Fig. 17.

Fig. 19.

La Cét. Étoilée .



Fig. 18.



La Cét. Lugubre .

La Cét. Versicolor .



Fig. 20.

Fig. 21.



La Cét. Bleuatre .

La Cét. Bipopctuée .




Fig. 23.

La Cét. Variée .



Fig. 22.



La Cétoine Discoïde



Fig. 1.

Fig. 2.



La Cétoine Sanguinolente.

La Cétoine Equinoxiale.



Fig. 3.

Fig. 4.



Fig. 4 bis.



La Cétoine Argentee ?

Fig. 4. N. 3.



La Cétoine Irrégulière.



Fig. 5.

Fig. 7 bis.



La Cétoine Velue



Fig. 7.

La Cétoine Stictique.



Fig. 8.

Fig. 9.



La Cétoine Pointillée.

La Cétoine Hemorrhoidale.



Fig. 10.

Fig. 11.



La Cétoine Nitidale.

La Cétoine Hottentote.



Fig. 12.

Fig. 13.



*La Cétoine ?
Ensanglantée.*

La Cétoine Pulverulente.



Fig. 14.

La Cétoine Hermite.



Fig. 15.

La Cétoine Variable.



Fig. 16.

La Cétoine Fasciée.



Fig. 17.

La Cétoine à 2 Dents.



Fig. 18.

La Cétoine Verdellette.



Fig. 19.

Fig. 20.



La Cétoine Lamulée.

La Cétoine Paresseuse.



Fig. 21.

Fig. 22.



La Cétoine Delta.

Fig. 23.



La Cétoine Hemiptère.

La Cétoine Rayée.



Fig. 24.

Fig. 25.



La Cétoine Nigripèpe.

La Cétoine Crassipède.



Fig. 26.

Fig. 27 bis.



La Cétoine Cannelée.

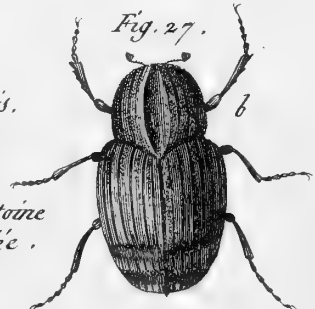



Fig. 27.



La Cétoine Fulminante .




Fig. 1 .

La Cétoine Glabre



Fig. 2 .

La Cét. Bicolor



Fig. 3 .

Fig. 4 .



La Cét. Émérite .

La Cétoine Massue .




Fig. 5 .

La Cétoine Convexe .




Fig. 6 .

La Cétoine Émeraude .




Fig. 7 .

La Cét. Quadrirayée .



Fig. 8 .

La Cét. Tétradactyle .



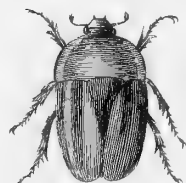
Fig. 9 .

La Cét. Luisante .



Fig. 10 .

Fig. 11 .



La Cét. Splendide .

Fig. 12 .



La Cét. Brunipède .

La Cétoine Lineole .



Fig. 13 .

La Cét. Surinamoise .



Fig. 14 .

La Cétoine Striée .



Fig. 15 .

La Cét. Quadripunctuée



Fig. 16 .

La Cétoine Latérale .




Fig. 17 .

Fig. 18 .



La Cét. Pustulée .






Fig. 1.



L'Escarbot Brun.



Fig. 2.

Fig. 3.



L'Escarbot Picapède.



Fig. 4.

Fig. 5.



L'Esc. Pygmée.



Fig. 6.

Fig. 7.




Fig. 8.



L'Escarbot Ferrugineux.

Dermeste.

Fig. 9 bis.



Le Dermeste du Lard.

Fig. 9.



Fig. 10.



Le Der. des Fourrures

Fig. 11.



Le Dermeste Oisé

Fig. 11 bis.



Fig. 12.



Le Der. Ponctué

Le Der. à Picusson Jaune.



Fig. 13.



Fig. 13 bis.

Fig. 14.



Le Der. Vêlu.

Le D. Cadavereux



Fig. 15.



Fig. 16.

Le D. Dentelé



Fig. 17.

Le D. à 20 points.

Nicrophore.

Fig. 18.



Le Nicrop. d'Allemagne.

Le Nicro. Masqué.



Fig. 19.

Bouquier.

Le Bouquier de Surinam.

Fig. 20.



Le Bouquier Littoral.



Fig. 21.

Fig. 21 bis.



Le Bouquier Livide.



Fig. 22.

Fig. 23.



Le Bouquier Américain.

Fig. 24.



Le Bouc. Thoracique.

Fig. 24 bis.



Le Bouquier Levicole.



Fig. 25.

Fig. 23 bis.






Fig. 1.



Le Bouquier Granulé.

Fig. 2.



Le Bou. Pointillé.

Le Boucl. Margmal.



Fig. 3.

Fig. 4.



Le Boucl. Raboteux.

Le Bouquier Noir.



Fig. 5.

Le Boucl. Inégal.



Fig. 6.

Fig. 7.



Le Boucl. Echanuré.

Le Boucl. Lisse.



Fig. 8.

Fig. 9.



Le Boucl. Obscur.

Le Boucl. Sinué.



Fig. 10.

Fig. 11.



Le Bouquier à 4 Points.

Fig. 11 bis.



Le Boucl. Piemontois.

Fig. 12.



Fig. 13.



Le Bouquier Ferrugineux.

Fig. 13 bis.



Fig. 14.



Le Boucl. Oblong.

Fig. 17 bis.

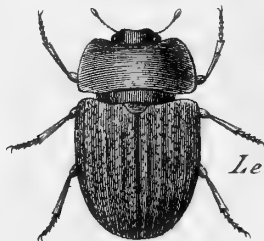


Fig. 17.



Le Bouquier Bordé.

Nitidule.

La Nitidule Caviée.



La N. à Pustules rouges.



La Ni. Colorée.



La N. tachée de jaune.



La Ni. Vêue.

La N. des Printems.



Birrhe.

Le Birrhe Géant.



Sphéridie.

La S. Scarabode.



La Sphérid. sans Taches.



Anthrène.

Fig. 2.

L'Anthrène Ondé.



Fig. 1.

Fig. 3.




Fig. 4.

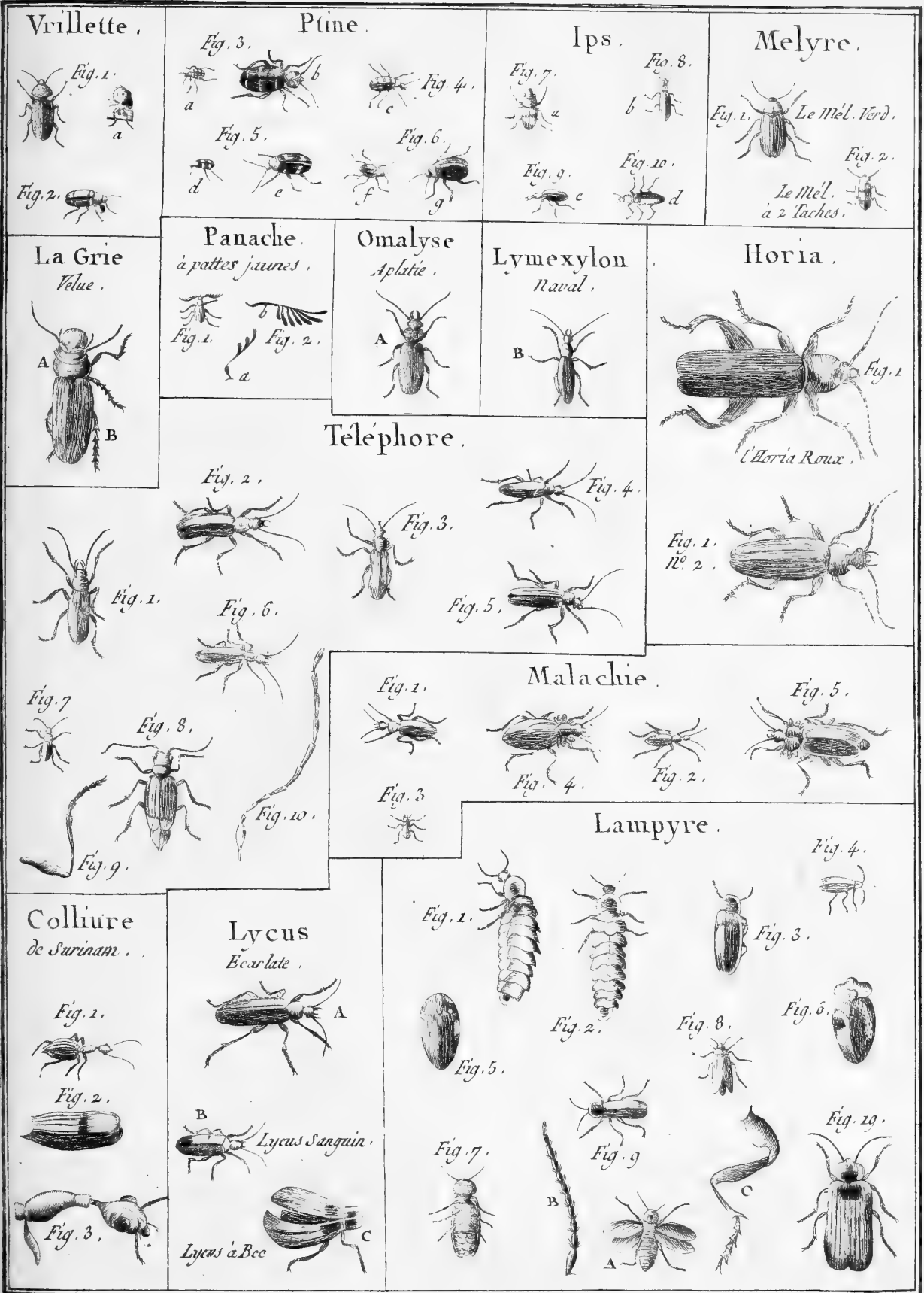



L'Anth. Destructeur.

Fig. 5.









Le Taupin Ocellé.



Fig. 1.^{ere}

Fig. 2.



Le Taupin Ferrugineux.

Le Taup. Cendré.



Fig. 3.

Fig. 3 bis.



Le T. Marguete.

Fig. 4.



Le Taup. Large.

Le Taupin à Antennes pectinées.



Fig. 4 bis.

Le Taup. Sanguin.



Fig. 7.

Le T. à Ceinture.



Fig. 8.

Le T. Châtain.



Fig. 5.

Le T. à Cou-roux.



Fig. 6.

Le T. Croisé.



Fig. 4.^{3e}

Fig. 9.



Le Taupin Obscur.

Fig. 10.



Le Taupin Bordé.

Fig. 11.



Le Taupin à Taches noires.

Le Taupin à deux Taches.



Fig. 12.

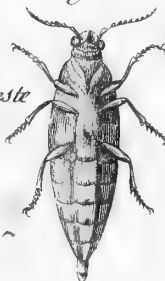
Bupreste.

Fig. 13.



Le Bupreste unidenté.

Fig. 15.



Le Bupreste Changeant.

Fig. 17 bis



Fig. 14.

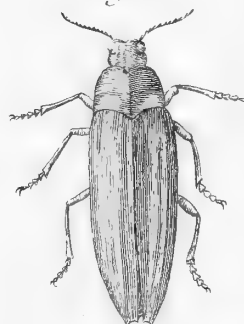


Fig. 16.

Le Bupreste Géant.



Fig. 17.



Le Bupreste Bande dorée.



Fig. 16 bis







Fig. 1.

Le Bupreste Brillant .

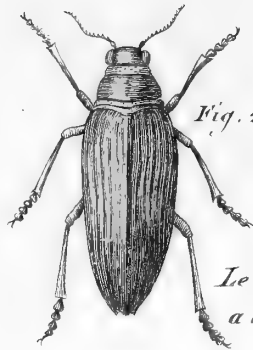


Fig. 2 .

Le Bupreste
a collier bleu .

Le Bupr. Rustueux

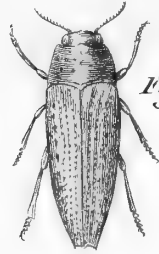


Fig. 3 .

Fig. 4 .



Le Bupr. Cicatrice' .

Le Bupreste Chevalier .

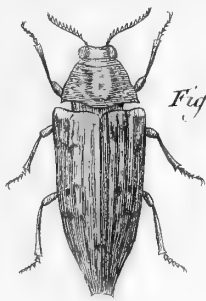


Fig. 5 .

Fig. 6



Le Bupreste
Porte-Or

Fig. 7 .



Le Bup. Pointille'

Le B. Marginal .

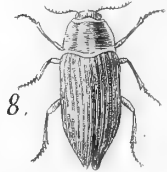



Fig. 8 .

Le Bupreste Strie' .



Fig. 9

Fig. 10 .



Le Bupreste
Rufipede .

Fig. 10 bis



Fig. 11 .



Le Bupr. Bronze' .

Fig. 12 .



Le Bupreste
Relaisant

Le Bupr. Decore' .



Fig. 13 .

Le Bup. Surdore' .



Fig. 14 .

Fig. 15 .



Le Bupreste
Maure .

Fig. 16 .



Le Bupreste
Prussien .

Fig. 17 .



Le Bupreste
Autrichien .


Fig. 18 .



Le Bupreste
Luride

Fig. 15 bis .





Le Bupreste Foscie.



Fig. 1.

Fig. 2.



Le Bup. Indigo.

Le Bup. Villageois.

Fig. 3.



Fig. 4.



Le Bup. Punctué.

Fig. 5.



Le Bupreste Purpurin.

Le Bupreste Chrysis.

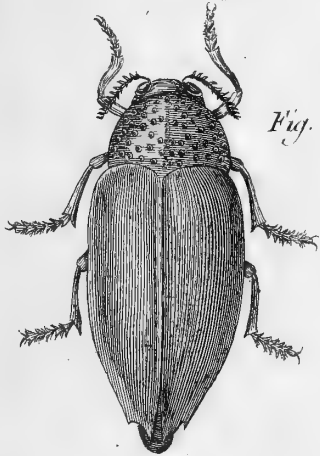
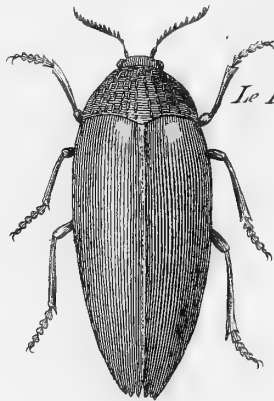


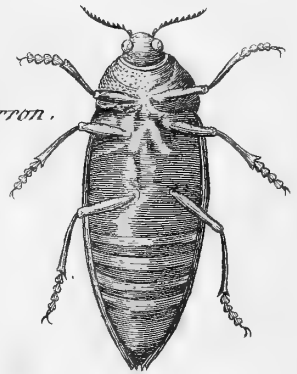
Fig. 6.

Fig. 7.



Le Bupreste Marron.

Fig. 7 bis.



Le Bupreste Sternicorne.

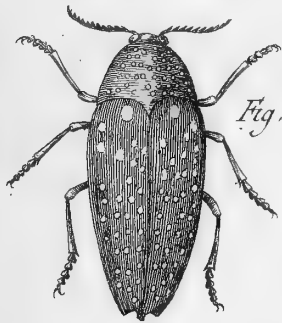



Fig. 8.

Fig. 9.



Le Bupreste Interrompu.

Fig. 9. N.º 2.

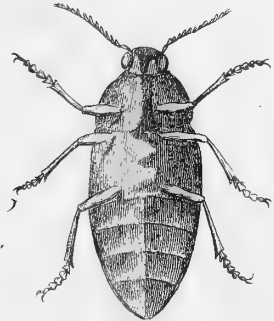
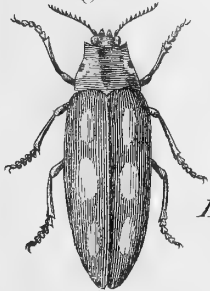


Fig. 11.



Le Bupreste Oculé.

Fig. 11 bis.

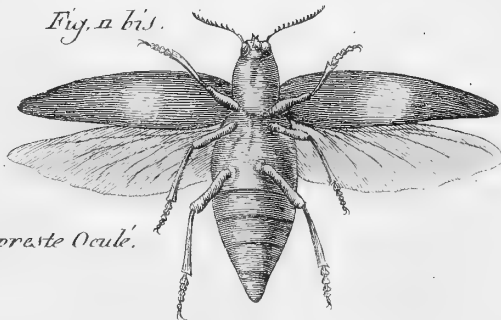


Fig. 12.




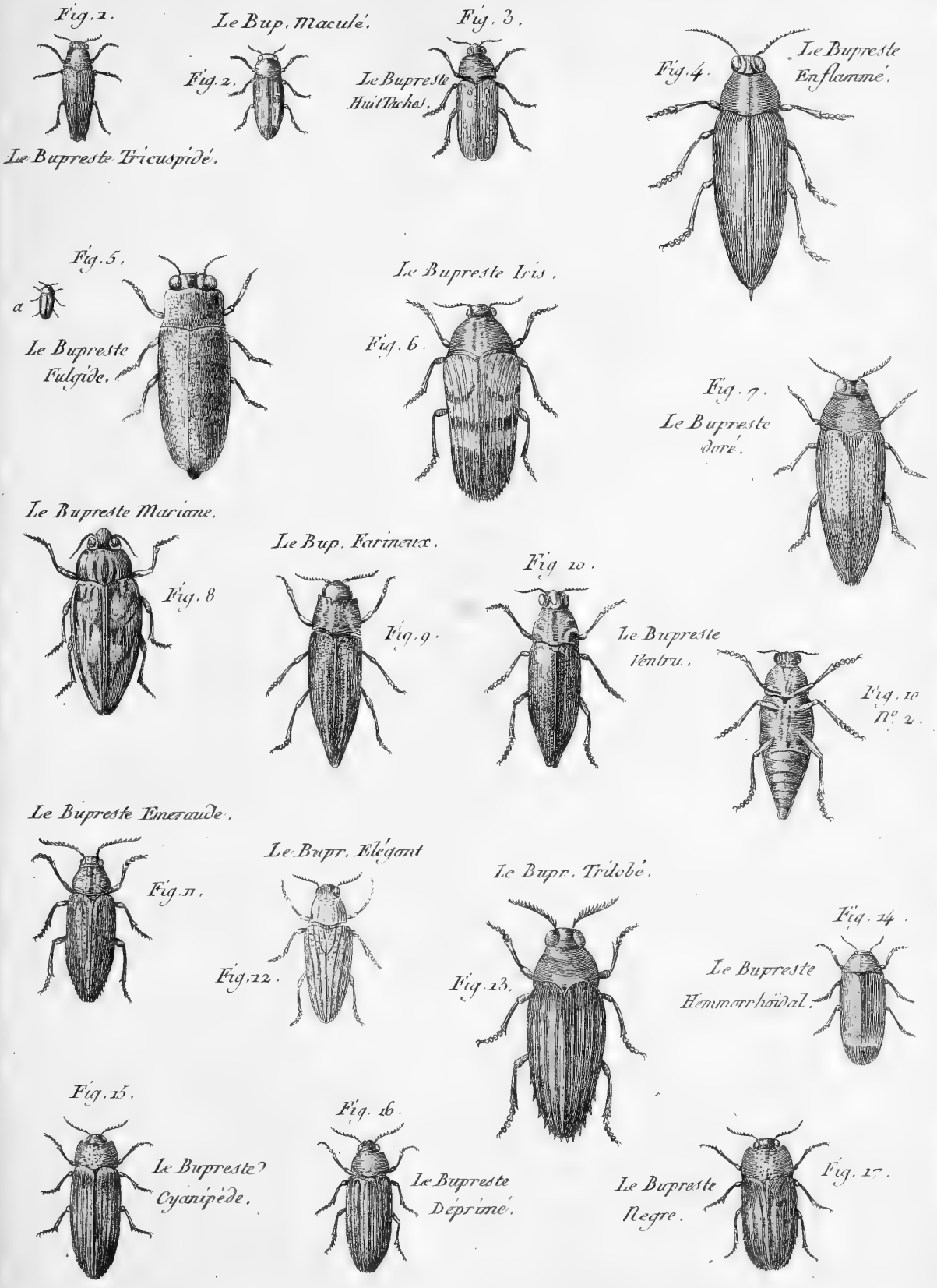
Le Bupreste Vertelet.

Fig. 13.

Le Bupreste Rayé.









Le Bupreste Modeste.



Fig. 1.

Le Bu. Uni.



Fig. 2.

Le Bupr. Charmant.



Fig. 3.

Fig. 4.



Le Bup. Oripetu.

Le Bup. Alongé.




Fig. 5.

Le Bupreste Trigonique.



Fig. 6.



Fig. 6. N. 2.

Fig. 7.



Le Bup. Eclatant.

Le Bupreste Noble.

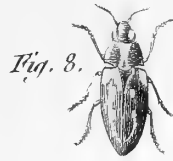


Fig. 8.

Fig. 9.



Le Bupreste Frontal.

Fig. 10.



Le Bupreste Chrysostrigmate.

Fig. 11.



Le Bupreste Bossu.

Fig. 12. N. 2.



Le Bup. Insculptante.



Fig. 12.

Fig. 13.



Le Bup. huit Taches.

Fig. 14.



Le Bupr. Orre.

Le Bupreste Bandé.



Fig. 15.



Fig. 15. N. 2.

Le Bupr. Ponctué.



Fig. 16.



Fig. 16. N. 2.

Le Bup. Agréable



Fig. 17.

Le Bupr. d'André

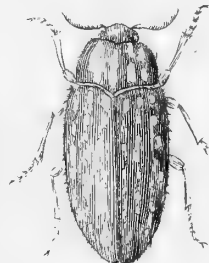


Le Bupreste Variété.



Fig. 19.


Fig. 20.



Le Bupr. Fasciculé.

Fig. 20. N. 2.





Le Bupreste Pubescent .

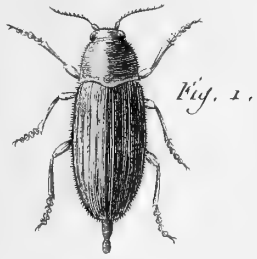


Fig. 1.

Le Bupreste Équinoxial.



Fig. 2.

Le Bup. Tomenteux.



Fig. 3.

Le Bupreste Telu .



Fig. 4.

Le Bupreste Raboteux .

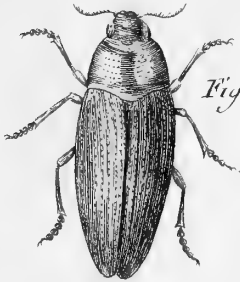
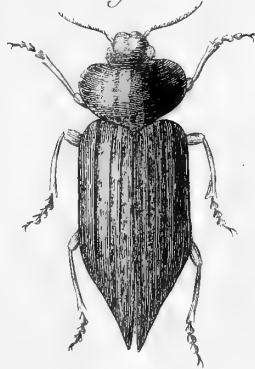


Fig. 5.

Fig. 6.



Le Bupreste Dilaté.

Fig. 6. N°. 2.




Fig. 10.

Le Bupreste Ténébrion .



Le Bupr. Rouillé .



Fig. 7.

Le Bupreste Carie .

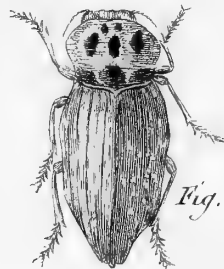


Fig. 9.

Le Bupr. Inaugubre.



Fig. 8.

Le Bup. Ténébreux .



Fig. 10.

Fig. 11.

Le Bupreste Triste .



Fig. 15.

Fig. 12.

Le Bupreste Tricolor .



Fig. 16.

Le Bup. Obscur.



Fig. 13.

Le B. Bioculé.



Fig. 14.



Le Bupr. Lateral .

Fig. 17.


Le Bupreste Bordé .



Fig. 18.

Le Bupreste Rustique .





Le Bupr. de Sibérie.



Fig. 1.

Le Bup. Mouche.



Fig. 3.

Fig. 3. N° 2.



Fig. 4.

Le Bup. Silloné.



Fig. 2.

Le Bup. Large-collé.

Le Bupreste Sural.



Fig. 5.

Le Bupr. Cyanicorne.



Fig. 5. N° 2.



Fig. 6.

Le Bupr. Rubis.



Fig. 7.

Fig. 8.



Le Bupreste Oblong.



Fig. 12.

Le Bupreste Linéaire.



Fig. 9.

Fig. 9. N° 2.



Fig. 10.



Le Bup. de la Roncée.

Le Bup. Pen. sif.



Fig. 11.

Le Bupreste Pectoral

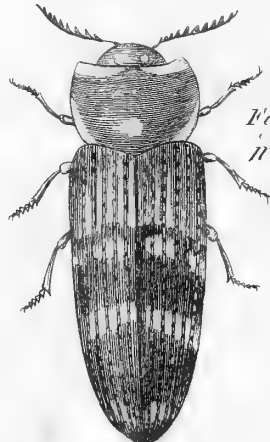


Fig. 12. N° 2.

Le Bupreste? Quadrinaculé.



Fig. 13.



Fig. 14.

Le Bup. Porte-Croix.



Fig. 15.

Fig. 16.



Le B. Ruficollé.

Le Bupr. Joyeux



Fig. 17.

Le Bup. du Saule.

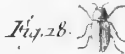


Fig. 28.



Fig. 28. N° 2.

Le Bupreste Vert.



Fig. 23.

Le Bupr. Quadrinaculé.



Fig. 20.




Fig. 20. N° 2.

Le Bup. des Ombellifères.



Fig. 21.



Fig. 21. N° 2.

Le Bupreste Discorde.



Fig. 22.

Fig. 24.

Le Bupreste Echancre.



Fig. 24. N° 2.

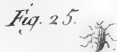


Fig. 25.

Le Bup. Nain.



Fig. 25 bis.

Fig. 26.




Le Bup. Pygmée.

Le Bup a 4 Bandes.



Fig. 27.





La Cicindele Aptere.



Fig. 2.



Fig. 3.



La Cicindele Grosse.




Fig. 1.

La Cicindele Longicorne.

La Cicindele Megacephale.

Fig. 4.

Fig. 6.




La Cic. Bicolor.



Fig. 8.



Fig. 5.



La Cicindele Chinoise.

La Cicindele Cante.

Fig. 7.

La Cicindele Champetre.

La Cicindele Hybride.

La Cicin. Némorale.

Fig. 11.



Fig. 8 bis.

Fig. 9.

Fig. 10.

La Cicinde. Porpurine.

La Cicindele Triste.

La Cicin. Interrompue.

Fig. 14.

La Cicindele Luride.




Fig. 12.

Fig. 13.

La Cicin. Jurulée.

Fig. 15.

Fig. 16.

Fig. 17.

Fig. 18.

La Cic. Tuberculée.

Fig. 20.



La Cicindele Sinuée.



La Cic. du Cap.




La Cicindele Porte-Chaine.



Fig. 19.



La Cicindele Uni punctuée.



La Cicindele Cayenoise.



Fig. 1.

Fig. 2.

La Cicindele à six Points.



La Cic. Quadrirayée.

Fig. 3.



Fig. 4. N.º 2.

Fig. 4.



La Cicindele Bivernise.

La Cicindele Ponctuée.

Fig. 6.

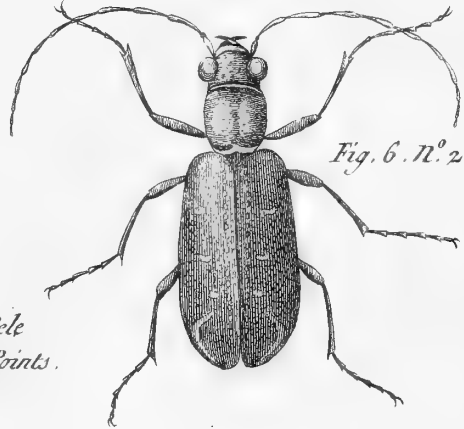


Fig. 6. N.º 2.

Fig. 5 bis



La Cicindele Mouchetée.



Fig. 5.

La Cic. Ponctuée.



Fig. 7.



La Cicindele huit Points.

La Cic. Trifasciè.



Fig. 8.

La Cicindele Carolinoise.



Fig. 9.

La Cic. Maure.



Fig. 11.

Fig. 12.



La Cicindele Naine.

Fig. 10.

La Cicindele Virginienne.



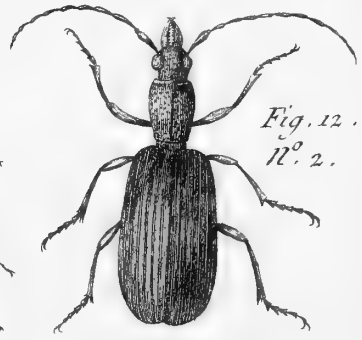
Fig. 13.

La Cic. Echancriée.



Fig. 13. N.º 2.

Fig. 12. N.º 2.



Elaphre.

Fig. 14. N.º 2.

l'Elaphre Vert.



Fig. 13.

l'Elaphre Riverain.



Fig. 14.



Fig. 14. N.º 3.

Fig. 14.



N.º 4.

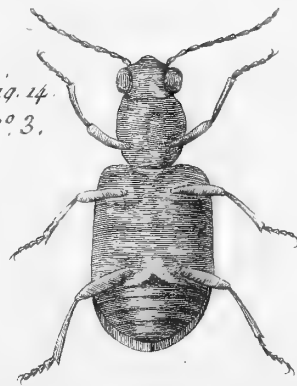


Fig. 15.

l'Elaphre Flavipède.



Fig. 15. N.º 2.




Fig. 1.



Le Carabe
Menteur.

Fig. 2.



Le Carabe
Fasciole.

Le Carabe Maxillaire.

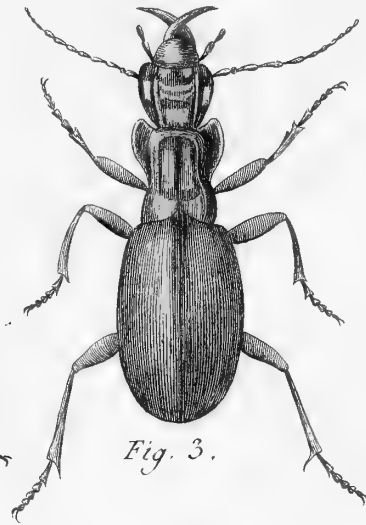


Fig. 3.

Le Carabe Frangé.

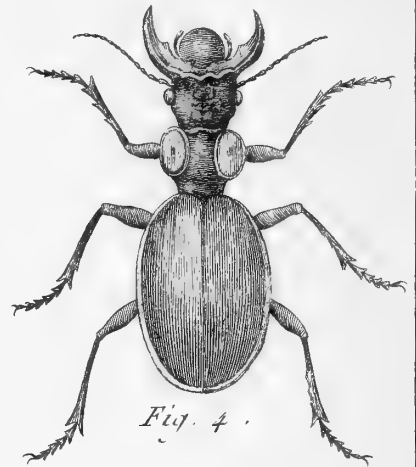


Fig. 4.

Le Carabe six Taches.

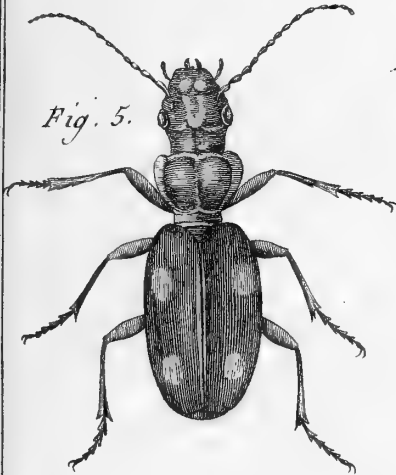


Fig. 5.

Le Carabe Scabreux.

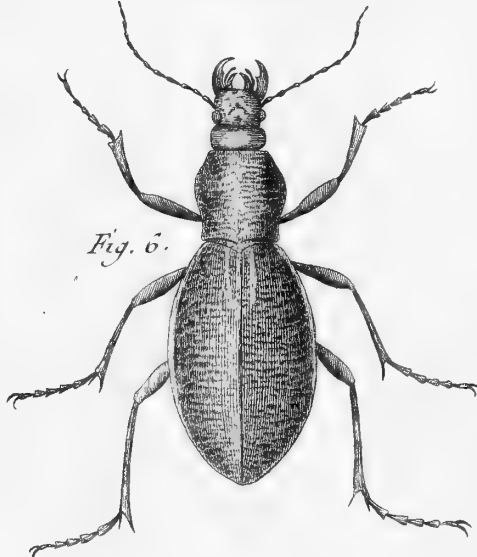


Fig. 6.

Le Carabe Ténébrioïde.

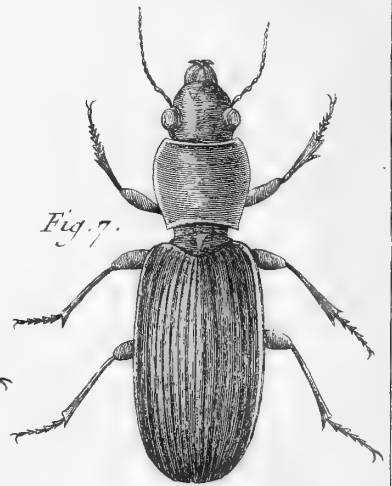


Fig. 7.

Fig. 8.



Le Carabe Chagriné.

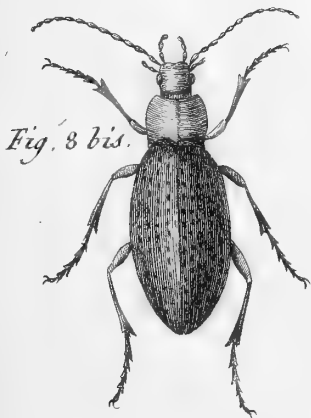
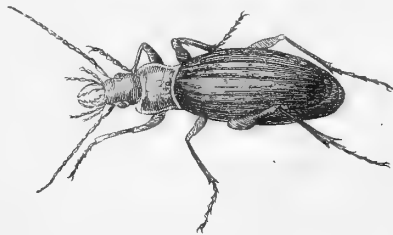


Fig. 8 bis.

Fig. 9.


Le Carabe Purpurin.



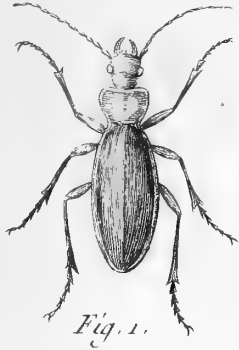
Le Carabe Bleu.



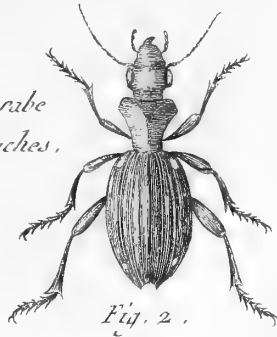
Fig. 10.



Le Carabe Splendide .



*Le Carabe
dix taches.*



Le Carabe Alongé .



Fig. 4 .



Fig. 5 .



Le Carabe Denté .

Le Carabe Jardinier .



Fig. 6 .

*Le Carabe
Enfumé .*



Fig. 7 .

Le Car. de Madere .



Fig. 8 .

*Le Carabe
Sutural .*

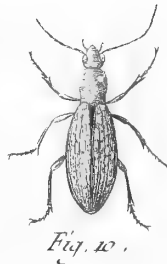


Fig. 10 .

Le Carabe Doré .



Fig. 9 .

Le Car. Granulé .

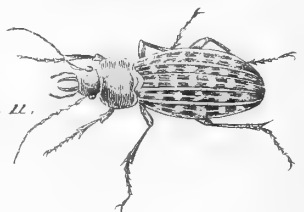


Fig. 11 .

Le Car. Enchainé .



Fig. 13 .

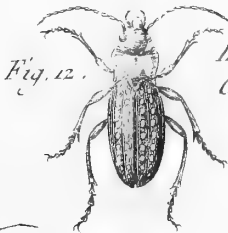


Fig. 12 .


*Le Carabe
Grillé .*

Fig. 14 .



*Le Carabe
à cotés .*

Fig. 15



*Le Carabe
Recourbé .*



*Fig. 16 .
Le Carabe
Anguleux .*

Le Carabe Brillant .



Fig. 17 .


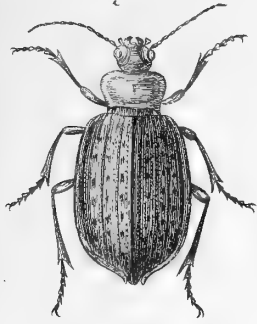


Fig. 1.



Le Carabe Scrutateur.

Fig. 1. N.º 2.



Fig. 4.

Le Carabe Muselier.

Le Carabe Sycophante.

Fig. 2.



Fig. 6.

Le C. Porte Calice.



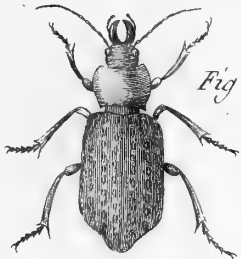
Fig. 5.



Le Carabe Leucophtalmic ?.

Le Carabe Rechercheur.

Fig. 3.

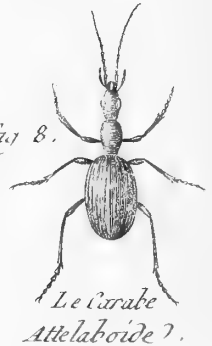


Le Carabe Parallelipede.

Fig. 7.



Fig. 8.



Le Carabe Attelaboide ?.

Le Car. à trois Lignes.

Fig. 11.



Le Carabe Strie'.

Fig. 9.



Le Carabe Mouchete'.

Fig. 10.



Le Carabe Aplati.

Fig. 13.



Le Carabe Agricole.

Fig. 12.



Le Carabe Paresseux.

Fig. 15.



Fig. 14.



Le Carabe Americain.

Fig. 19. N.º 2.

Le Cara. Bimacule'.



Fig. 16.



Fig. 17.

Le Cara. Fastigie'.



Fig. 18.

Le Carabe Petard.



Fig. 19.



Benard Directeur.



Le Carabe Aigu.



Fig. 1.

Fig. 2. N° 2.



Fig. 2.



Le Carabe Spinibarbe.

Le Carabe Bleuâtre.



Fig. 3.



Fig. 3. N° 2.



Le Carabe Savonnier.



Fig. 4.

Fig. 8.



Le Carabe Large.

Le Car. 6 Points.



Fig. 9.

Fig. 7.

Le Carabe Vulgaire.



Fig. 5.

Le Car. Odore.



Fig. 6.



Le Carabe Chrysocéphale.

Le Carabe Bordé.



Fig. 12.



Fig. 12. N° 2.

Le Carabe Melanocephale.



Fig. 13.



Fig. 13. N° 2.

Le Car. Ruficolle.



Fig. 15.

Le Carabe Royé.



Fig. 16.

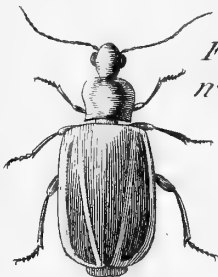


Fig. 16. N° 2.

Fig. 14.



Le Carabe tête Bleue.

Fig. 21.



Le Carabe Etuvier.



Fig. 21. N° 2.

Le Carabe Retreci.



Fig. 22.



Fig. 22. N° 2.

Le Carabe Sablonneux.



Fig. 23.

Le Carabe Pulverulent.



Fig. 24.

Le Carabe Silphoide.



Fig. 25.

Fig. 18. Le Car. Vertelet.



Fig. 19.



Le Carabe Bipustule.

Fig. 17.


Le C. Petite Croix.





Fig. 20.



Le Car. Lunale.









Le Scarite Sablonneux.

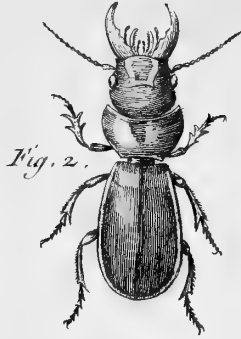


Fig. 2.

Le Scarite Géant.

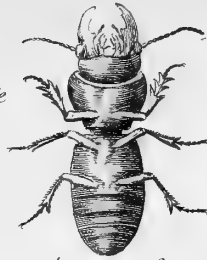


Fig. 2. N° 2.

Le Scarite Calydoine.



Fig. 3.



Fig. 4.

Le Scarite Calydomien.



Fig. 5.

Le Scarite Thoracique.



Fig. 6.

Le Scarite Jasse.

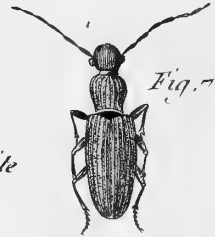


Fig. 7.

Le Scar. Rouge.

Le S. Picipede.



Fig. 10.



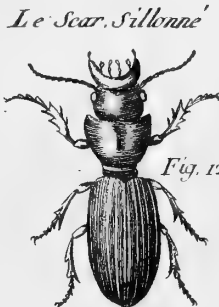
Fig. 11.

Le Scarite Sabuleux.



Fig. 8.

Le Scarite Margine.



Le Scar. Silloné.

Fig. 12.

Le Scar. Souterrain.



Fig. 9.



Fig. 13.

Le Scar. Sabuleux.

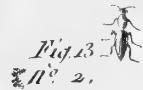


Fig. 13. N° 2.

Manticore.

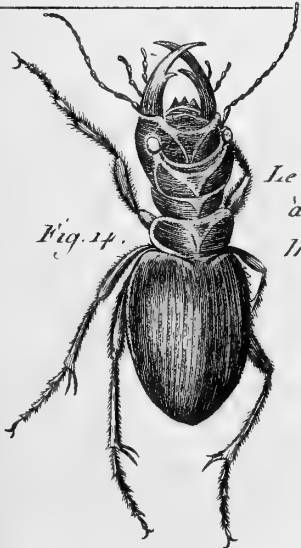


Fig. 14.

Le Manticore à grande Machoire.

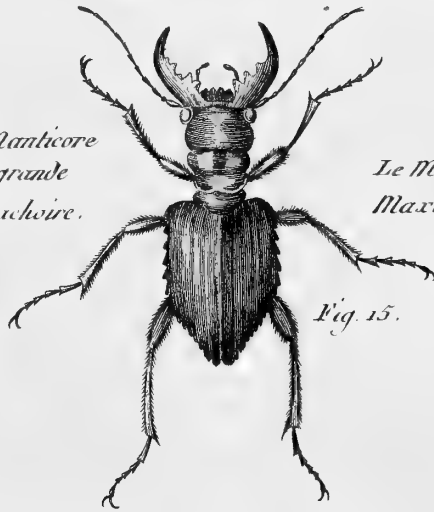



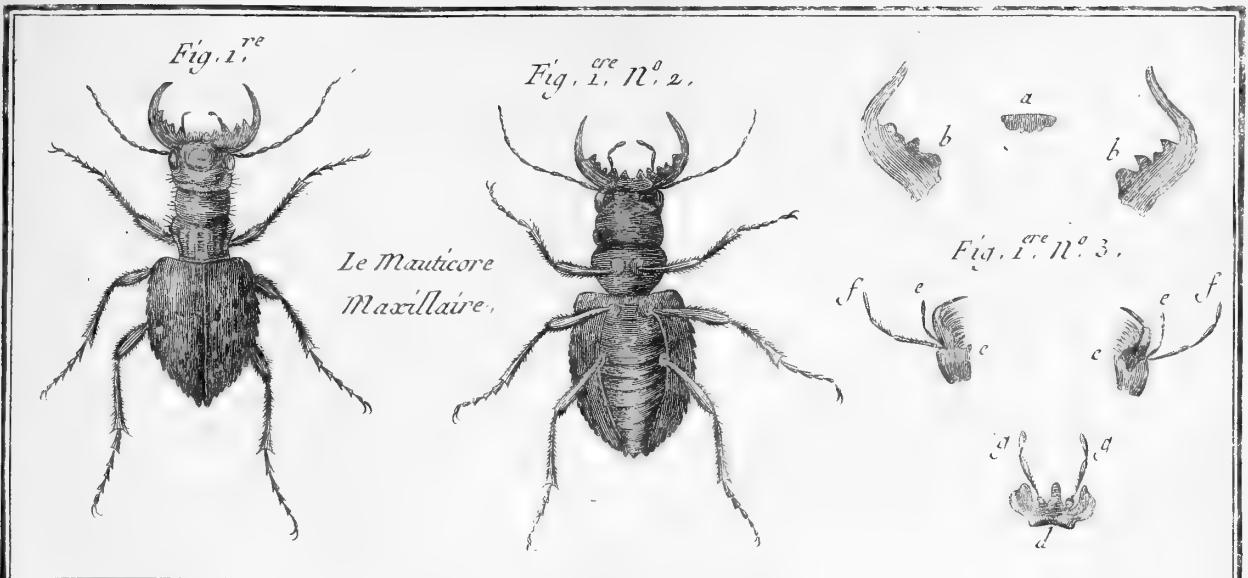
Fig. 15.

Le Manticore Maxillaire.

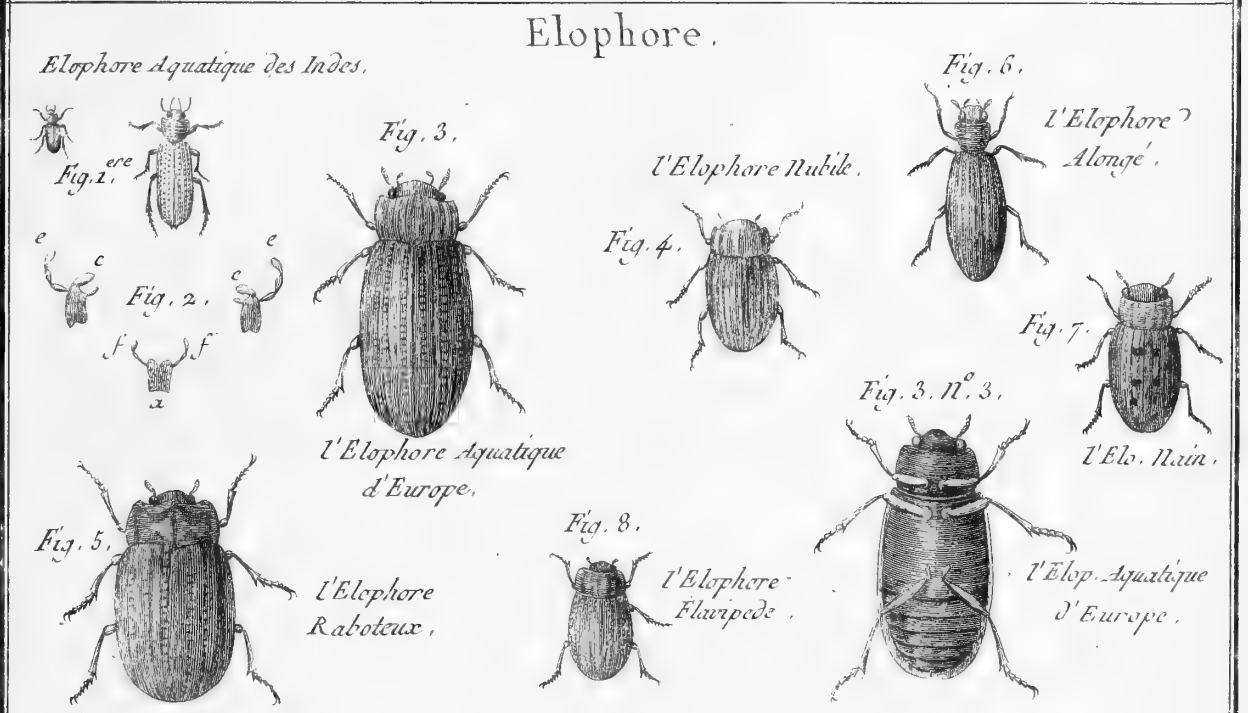


Fig. 15. N° 2.

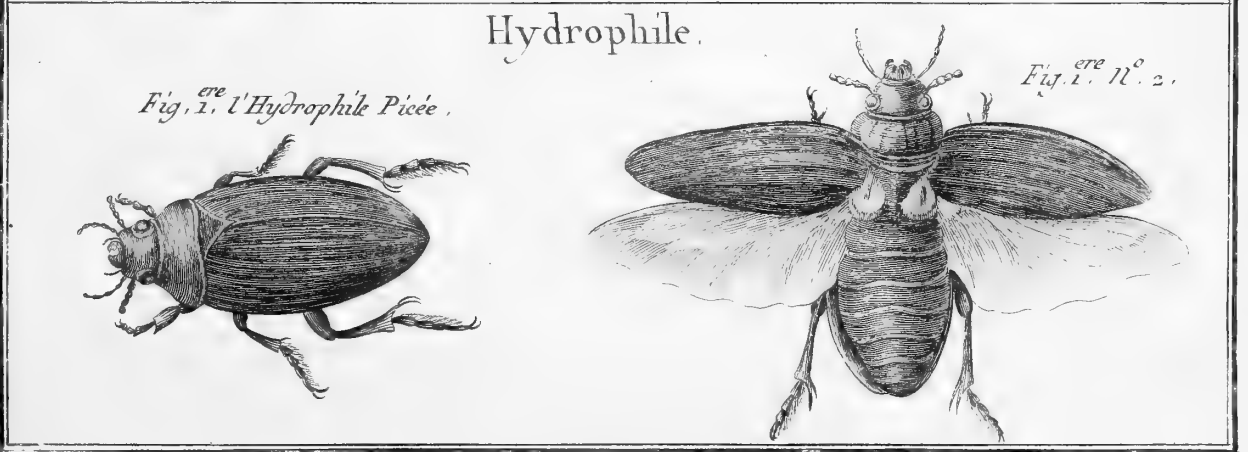




Elophore.



Hydrophile.






Fig. 1^{re} l'Hydrophile Caraboïde,



Fig. 1^{re} N^o 2.



l'Hydrophile Olivatre,

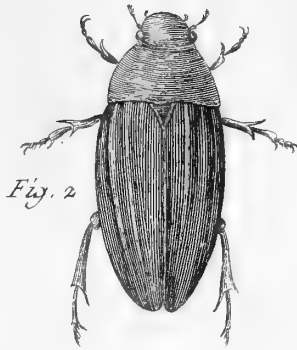
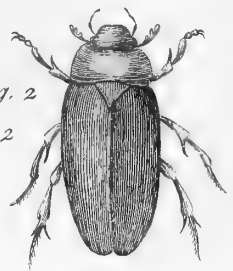


Fig. 2

Fig. 2 N^o 2



Hydrophile Brun.




Fig. 3.

Fig. 4.



Hydrophile Laride.

l'Hydrophile Livide.

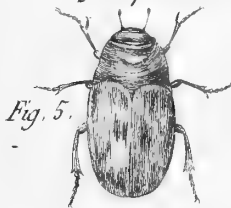


Fig. 5.

l'Hydrophile Dytique.



Fig. 6.

l'Hydr. Brun. Variété.

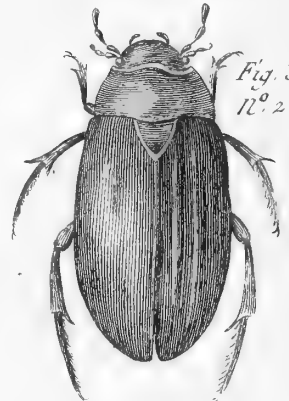
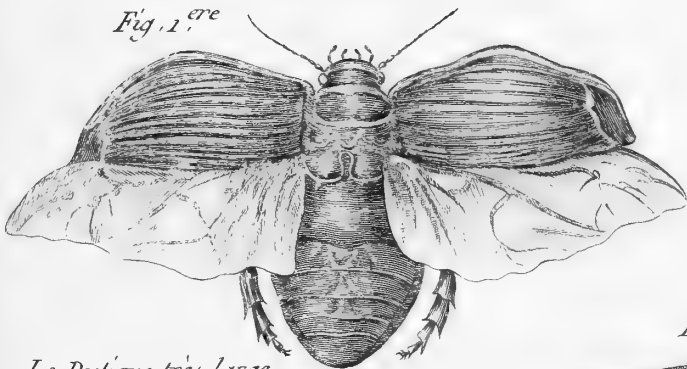


Fig. 3. N^o 2.

Dytique.

Fig. 1^{re}



Le Dytique très large.

Le Dytique Bordé.

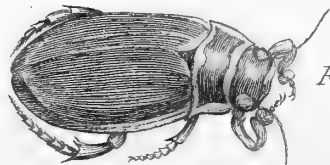


Fig. 2.

Le Dytique demi-strié.



Fig. 4.

Fig. 5.

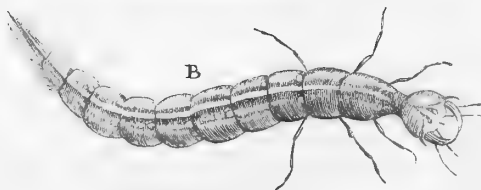
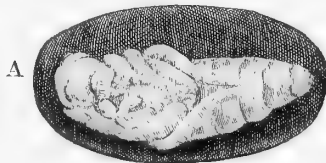
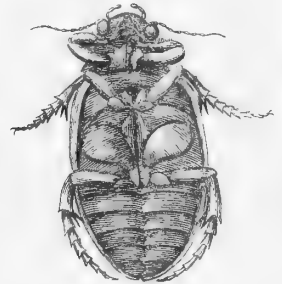



Fig. 5. N^o 2.

Fig. 3.



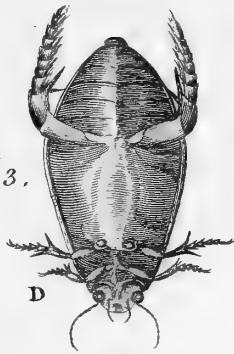


Suite de la Fig. 5. Pl. 183.

Le Dytique Cendré.



Fig. 5. N° 3.



D

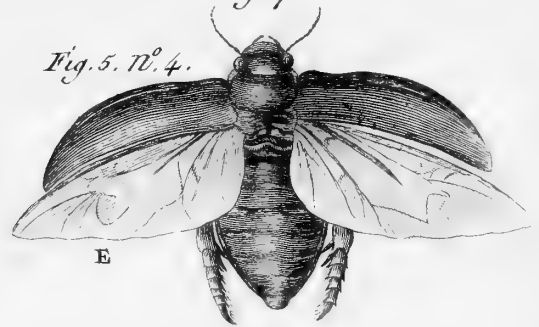


Fig. 5. N° 4.

E



Fig. 5. N° 5.



c

Le Dytique Petit.



Fig. 6.



Fig. 6 N° 2.

Le Dytique Pustuleux.

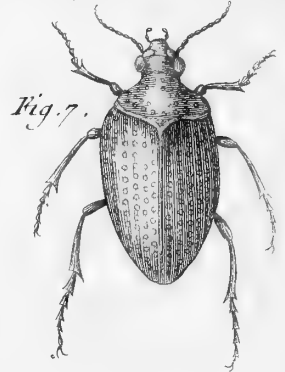


Fig. 7.

Le Dytique Marginale.




Fig. 8. N° 2.



Fig. 8. N° 3.

Le Dytique Pointillé.

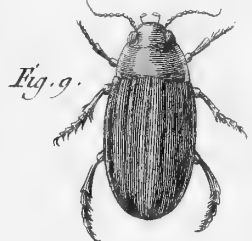


Fig. 9.

Fig. 11.

Le Dyt. Linéé.



Fig. 10.

Le Dytique Dorsal.

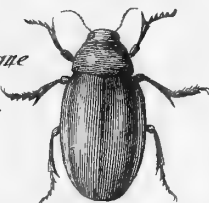


Fig. 14.

Le Dyt. Varié.



Fig. 12.

Le Dytique Costal.

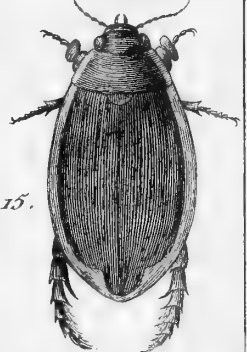


Fig. 15.

Fig. 9 bis.



Le Dyt. Rasé.



Fig. 13.

Le Dytique Marginale (Variété.)




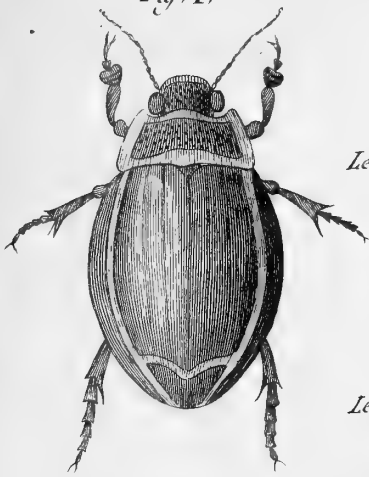


Fig. 1.^{ere}



Le Dytique Large .

Fig. 1.^{ere} N.º 2 .



Le Dyt. Gris .

Fig. 2 .



Le Dyt. Boucher .



Le Dyt. Stictique .

Fig. 4 .



Le Dytique ?
Ruficolle .

Fig. 3

Le Dyt. Granulaire .

Fig. 5 .



Le Dy. Bispuncte

Fig. 10 .



Le Dyt. Macule' .

Fig. 7 .



Fig. 8 .

Le D. Varié' .

Fig. 6 .



Le Dyt. de Herman .

Fig. 6. N.º 2 .



Fig. 13 .



Le D. Bimaculé' .

Le Dyt. Fascié' .



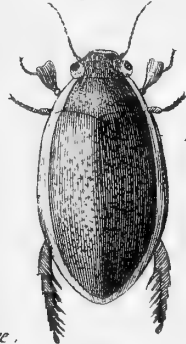
Fig. 22 .

Le Dytique
Strie .



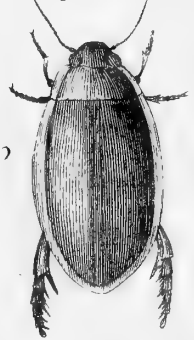
Fig. 11 .

Fig. 14 .



Le Dytique ?
de Roesel' .

Fig. 14 bis .



Le Dytique Ovale' .

Fig. 15 .



Le Dyt. Transversal' .

Fig. 16 .



Le Dyt. Bipustulé' .

Le Dyt. Léandre' .

Fig. 17 .



20 B .

Fig. 19 .

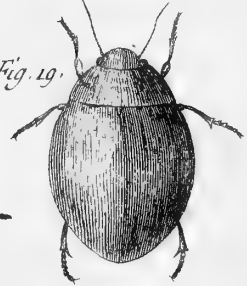


Fig. 20 .




Le Dyt. Vitre' .

Fig. 21 .



20 A .



Le D. Inégal.



Fig. 1.

Fig. 2.

Le D. Piquéé



Fig. 2. N° 2.

Le D. Sillonné



Fig. 3.

Le D. Cendré obscur



Fig. 4.

Fig. 3. N° 2.



Fig. 4. N° 2

Le D. Crassicorne.



Le D. de Hübner.

Fig. 5.



Fig. 6.



Le D. Six pustules

Fig. 7.



Le D. Binouchete'



Fig. 8.

Le D. Didyme.



Fig. 9.

Le D. Racourci



Fig. 10.

Le D. Rufipède

Fig. 13.



Le D. Enfoncé



Fig. 15.

Le D. Confluent



Fig. 11.

Le D. Douze pustules



Fig. 12. N° 2.



Fig. 12

Le D. Unistrie.



Fig. 14.

Le D. Noté.



Fig. 16.

Fig. 17. N° 2.



Fig. 17

Le D. Linée.



Fig. 18.

Le D. Agréable.



Fig. 19. N° 2.

Le D. Marbré.

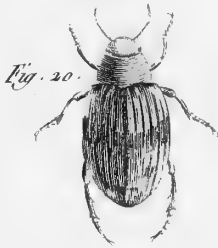


Fig. 20.

Le D. Flavipède.



Fig. 21.

Le D. Legulus.

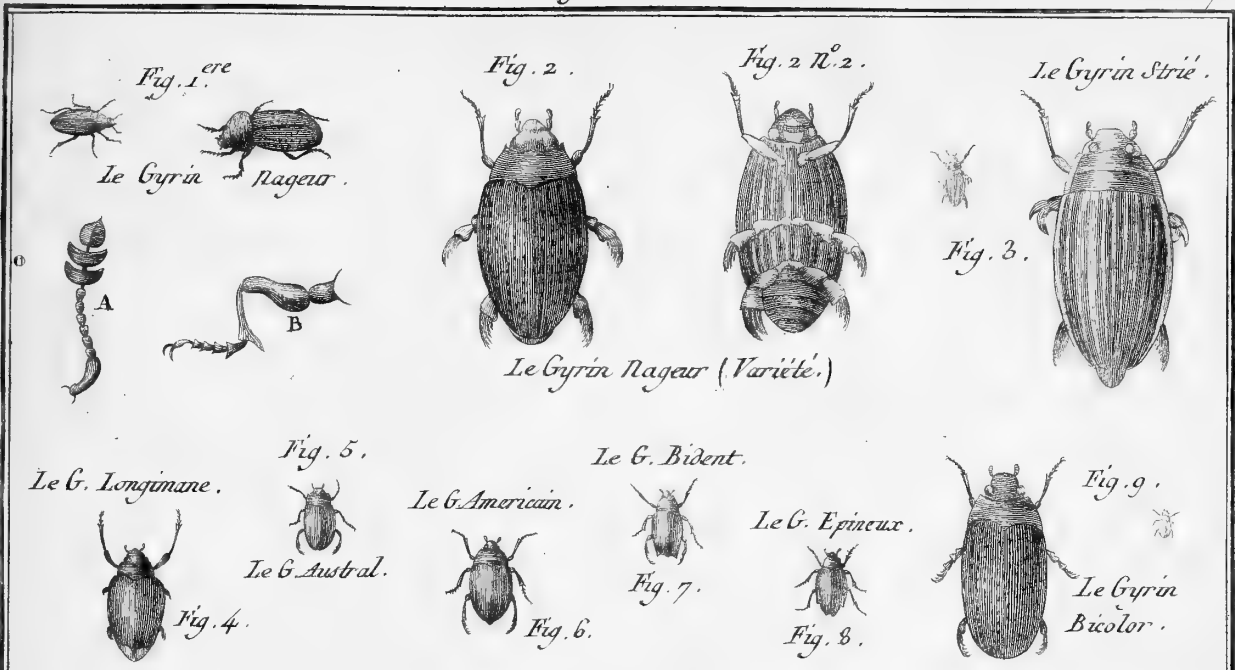


Fig. 22.

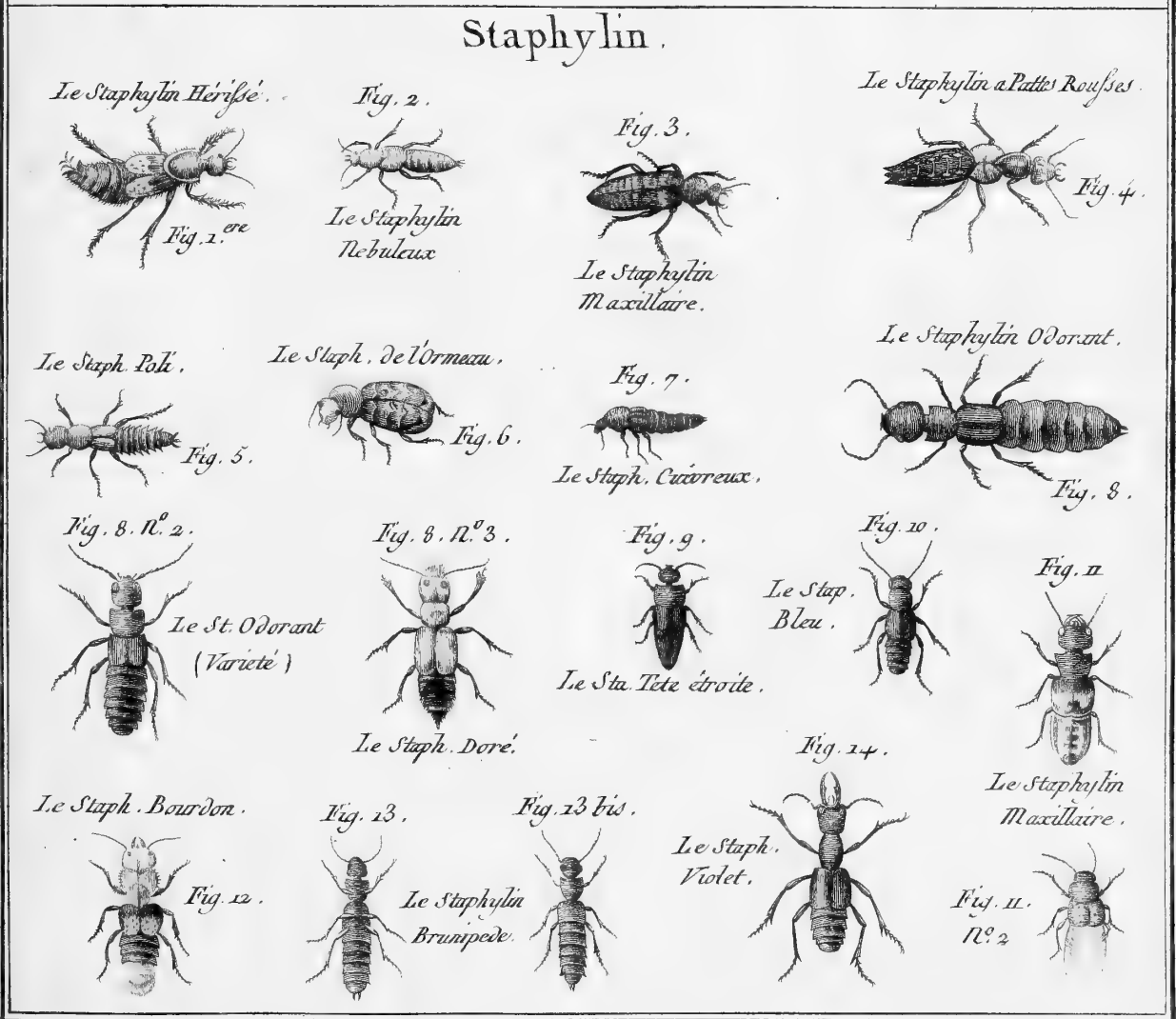
Fig. 19.


Benard Del. sculp.





Staphylin.





Le Staphylin Erythrocephale.



Fig. 1.

Le Stap. Poli.



Fig. 2.

Fig. 3.



Le Staphylin Bronze.

Fig. 4.

Le Staphylin Echancre.



Fig. 4 II. 2.



Le Staphylin a Collier.



Fig. 15.



Fig. 6.



Le Staph. Erythroptere.

Le Stap. Pubescent.

Fig. 7.



Le Staphylin Cuivreux.



Fig. 8.

Le Staph. Caraboude.



Fig. 9.



Le Staph. Retreci.



Fig. 10.



Fig. 11.



Le Sta. Oculé.

Fig. 12.



Le Staphylin Hemorrhoidal.

Le Staphylin Couvert.



Fig. 13.

Le Staphylin Chrysomeline.



Fig. 14.

Le Staphylin Stercoraire.



Fig. 15.

Le Staphylin Anal.

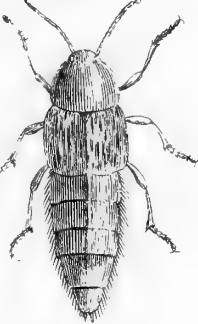


Fig. 16.

Fig. 17.



Le Staph. Social.

Fig. 18.



Le Stap. Deprimé.

Fig. 21.



Le Staphylin Nitidule.



Fig. 22.



Le Staphylin Rivulaire.

Le Staphylin Jayet.



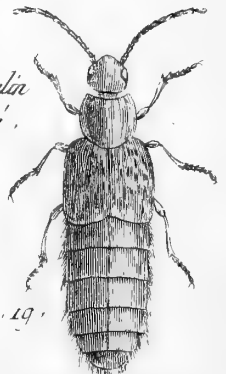
Fig. 20.




Le Staphylin Margué.



Fig. 19.





Le Staphylin Carnele'.




Fig. 2.



Le Staphylin Melanocephale.

Le Stap. à Cote ,



Fig. 3.

Le Staphylin Brillant.

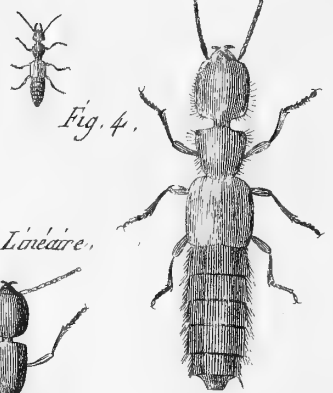


Fig. 4.

Le Stap. Rufipede.

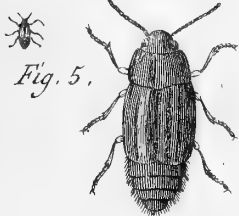


Fig. 5.



Le Sta. Agréable .



Fig. 7.

Le Stap. Linaire.

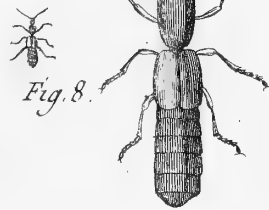


Fig. 8.

Le Stap. Semblable .



Fig. 12.

Le Stap. Tête Noire.



Fig. 9.

Le Stap. Flavoptère .



Fig. 10.

Fig. 11.



Le Staphylin Enfoncé'

Le Stap. Raboteux ,



Fig. 13.

Le Staphylin Bipuncté'

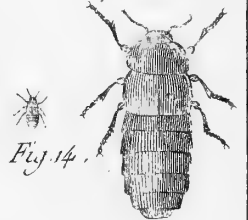


Fig. 14.

Le Staph. merdeux .

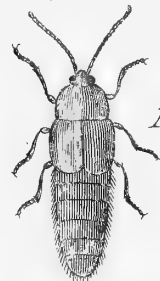


Fig. 15.

Le Staphylin Variant .



Fig. 16.

Le Staph. Elegant .




Fig. 20.

Le Staphylin Strié'.

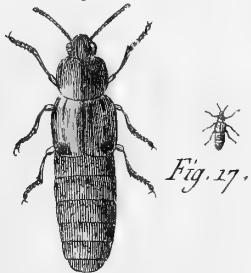


Fig. 17.

Le Staph. Tribolè .



Fig. 18.

Le Staphylin Ensanglanté'.

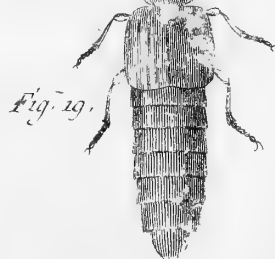


Fig. 19.

Le Staphylin Velouté.



Le Stap. Silloné.



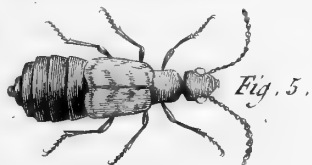
Fig. 3.



Le Staph. Sanguin.



Le Staphylin Alpin.



Le Staph. Tricornu.



Fig. 6. n° 2.



Oxypore.

L'Oxypore Feuve.

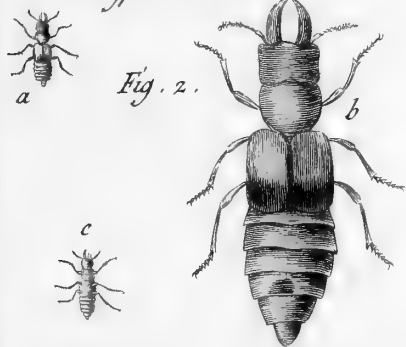


Fig. 2 n° 2.

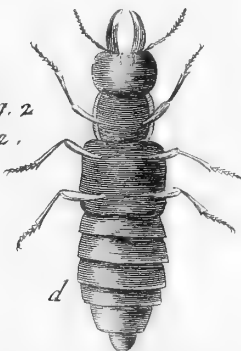
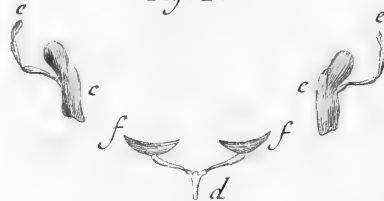


Fig. 1. 1^{ere}.



Pœdere.

Fig. 1.



Fig. 2




Fig. 5.



Fig. 3.



Fig. 4.

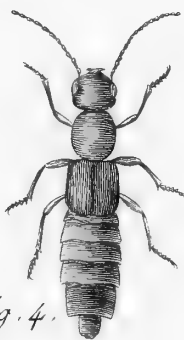


Fig. 9.

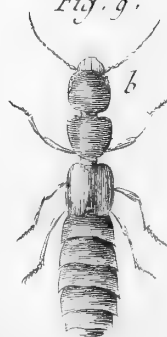


Fig. 6.

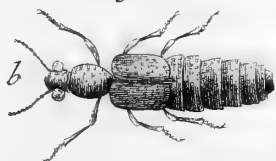


Fig. 7.

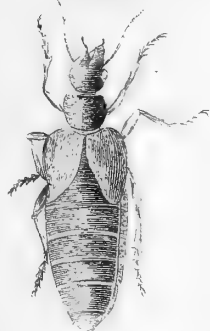


Fig. 8.





Fig. 1.^{ere}



Le Meloë maial.

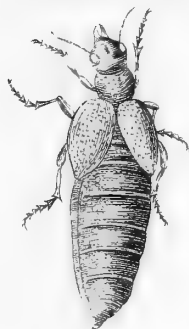
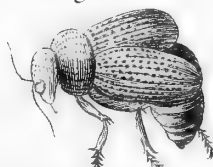



Fig. 3.



Le Meloë Tuccia.

Fig. 4.



Le Meloë Proscarabée.



Fig. 5.



Fig. 6.

Fig. 4 bis.

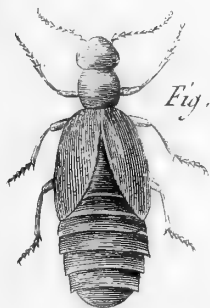


Fig. 7.

Fig. 8.




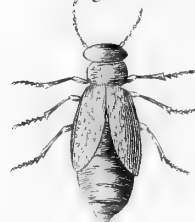
Fig. 9.



Fig. 10.



Fig. 11.



Cantharide.

Fig. 1.



La Cantharide.

Fig. 2.



La Canth. Corcelet rouge.



Fig. 3. N^o. 2.

Fig. 3.



La Canth. Ruficolle.

Fig. 2 bis.



= b



c

a

La C. Syrienne.



Fig. 4.

Fig. 5.



La Canth. Agréable

Fig. 2 3^o.



A

Fig. 2 4^o.



B

Fig. 6.



La C. Douleuse.

Fig. 8 bis.



Fig. 7.

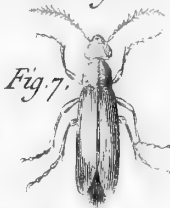


Fig. 8





Fig. 1.



Fig. 2.



Fig. 3.



Fig. 4.



Fig. 5.



Fig. 6.



Fig. 7.



Fig. 8.



Fig. 9.



Fig. 10.



Fig. 10 bis.

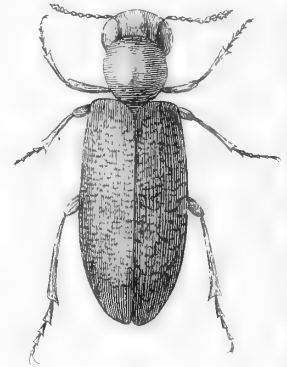


Fig. 11.



Fig. 12.



Fig. 13.



Fig. 14.



Fig. 15.




Fig. 15. N^o. 2.





Fig. 15 N^o. 3.



Mylabre .

Fig. 1.^{re}
Le Myl. de la Chicorée.



Fig. 1.^{re} N^o. 2.

Fig. 2.



Fig. 2 bis.



Fig. 3.



Fig. 4.



Fig. 5.



Fig. 6.






Fig. 7.



Fig. 8.



Fig. 9.



Fig. 10.



Fig. 11.



Fig. 12.



Fig. 13.



Fig. 14.



Fig. 15.



Fig. 16.



Fig. 17.



Cerocome.

Ædemere.



Le Cerocome de Schœffer.

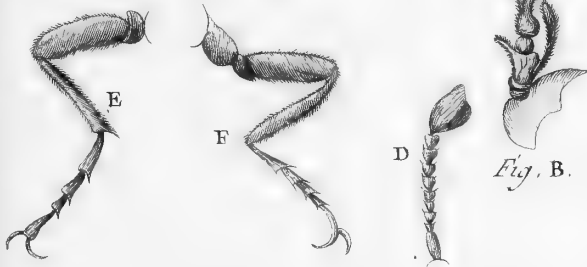


Fig. 1.



L'Ædemere Bleue.



Fig. 2.



Fig. 3. L'Æ Podagraire.

Notoxe.

Le Notoxe Monoceros.



Fig. 1.

Pyrochre.

Cistele.

La Pyro. Ecarlate.



La Cistele Géant.



La C. Sulphureuse.

Apale.

Fig. 1.




L'Apale Tacheté.

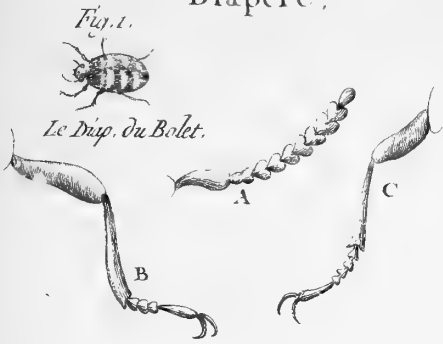
Fig. 1. n.º 2.



Variété.



Diapere.



Opatre.

Opatre Sabloneux.



Opatre Gris.



a



Sepidion.



Ténébrion.

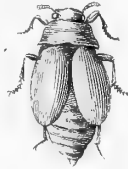
Le Ten. de Mauritanie.



Le Ten. Douzeux.

Fig. 6.

Fig. 5.



Le Ten. Carabide.



Le Ténébrion Turcaux.

Pimelie.

La Pimelie Unicolor.

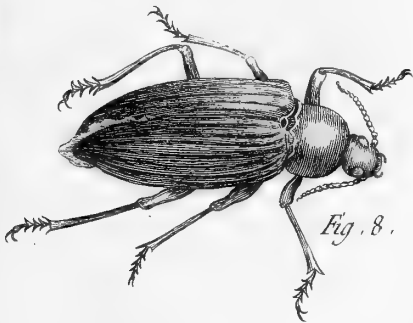


Fig. 10.



Fig. 11.



Fig. 12.



Fig. 13.



Fig. 14.



Fig. 15.



Fig. 16.



Fig. 17.



Fig. 18.

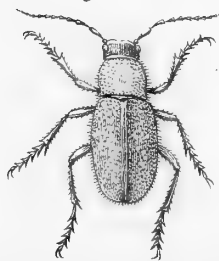


Fig. 19.





Pimelie.

Fig. 1. ^{ere}



Fig. 2.



Fig. 3.



Fig. 4.



Fig. 6.



Fig. 7.



Fig. 8 a.



Fig. 5.



Fig. 8 b.



Fig. 9.



Fig. a.



Fig. 12.



Fig. 20.

Fig. 13.



Fig. 14.



Fig. 15.




Fig. 16.



Fig. 17.



Fig. 18.



Fig. 19.



Fig. 21.



Fig. 22.



Fig. 23.




Fig. 20.






Pimelie.



Blaps.



Elops.

L'Elops à pieds velus.



Fig. 7.



L'Elops Ovale.

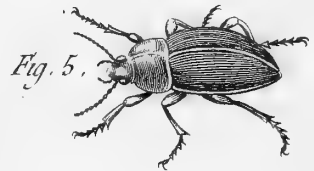


Erodie.

L'Erodie Tortue.



Le Blaps mucroné.



Mordelle.

La Mordelle à Aiguillon.



Fig. 10.



Fig. 12.



Fig. 13.



Fig. 14.

La Mordelle Bicolor.



Fig. 15.

La Mordelle Veloute.

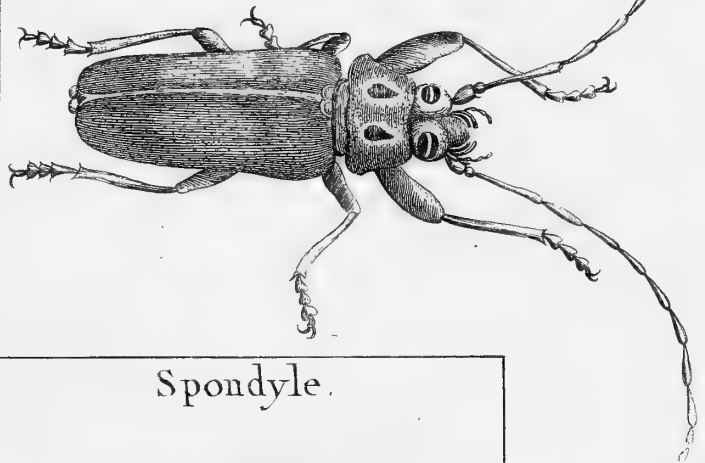


Fig. 16.



Prione.

Fig. 18. Le Prione Forgeron.



Spondyle.

Le Spondyle Buprestroïde.




Fig. 17.


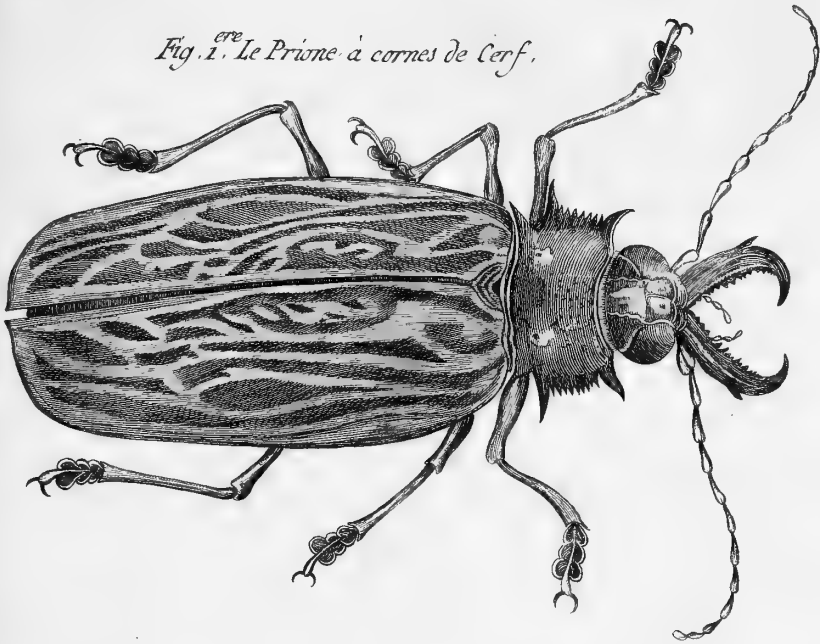


Fig. 1. ^{ere} Le Prione à cornes de Cerf.



Le Prione Coriàire ?

Fig. 3.



Fig. 4.

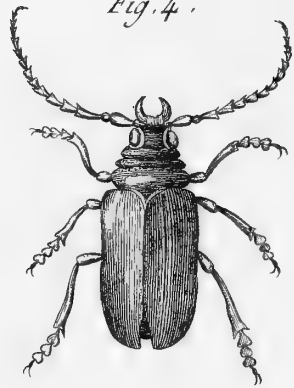


Fig. 2.

Le Prione Cannelle .

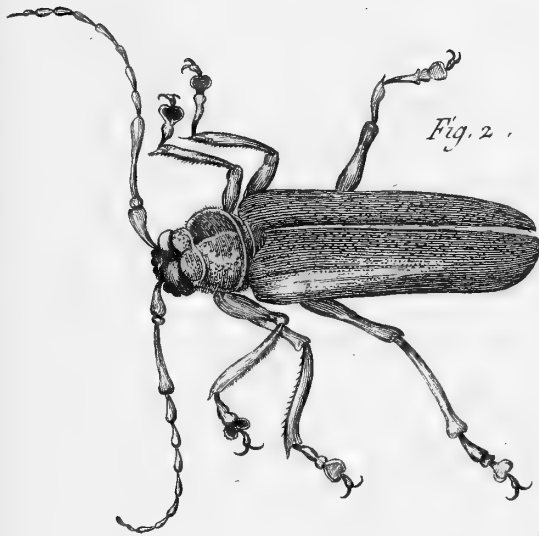


Fig. 5.

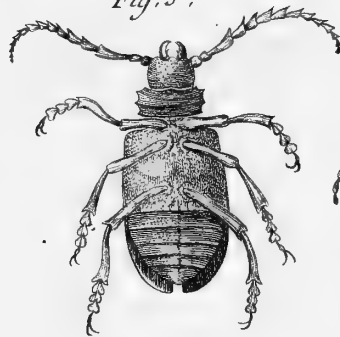


Fig. 6.

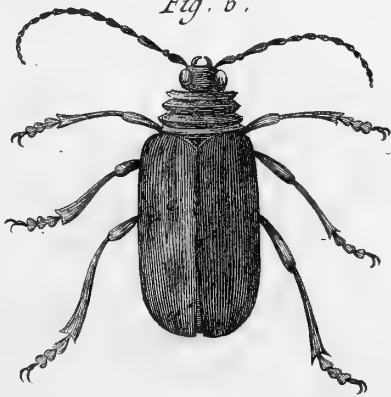




Fig. 7.



Suite des Priones,
Voyez Pl. 198.

Bernard Doreux.



Prione .

Fig. 1.^{ere}



Fig. 2 .

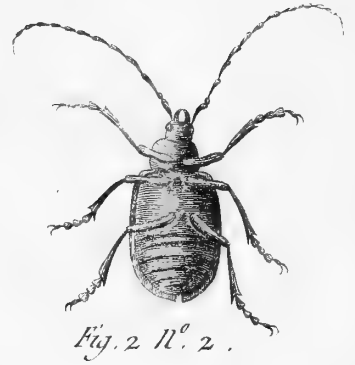


Fig. 2 N^o 2 .




Fig. 3 .



Fig. 6 .



Fig. 5 .

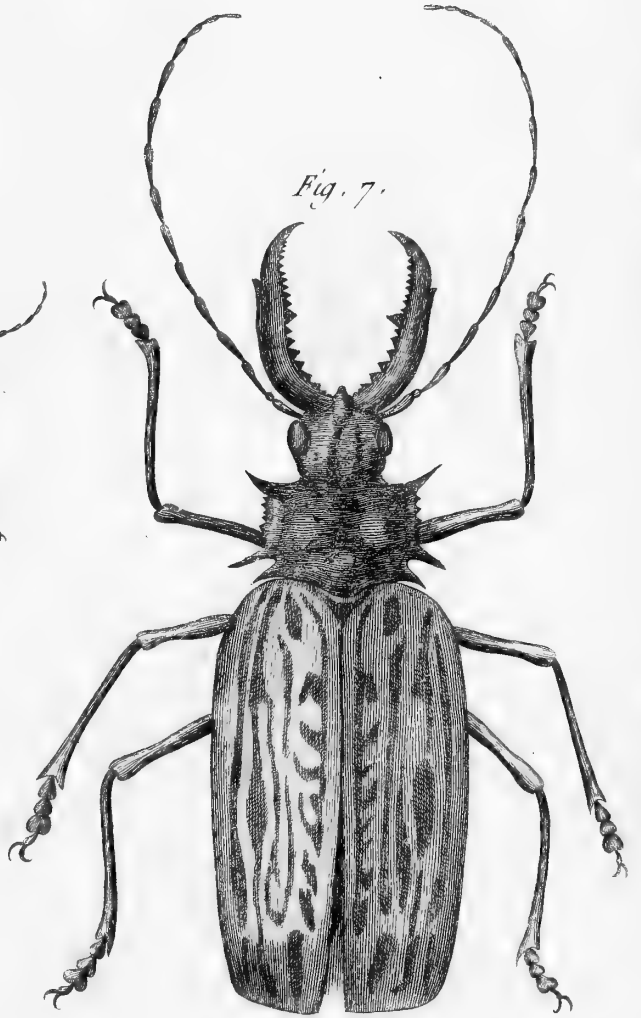



Fig. 7 .



Prione.

Fig. 1^{re}



Fig. 2.

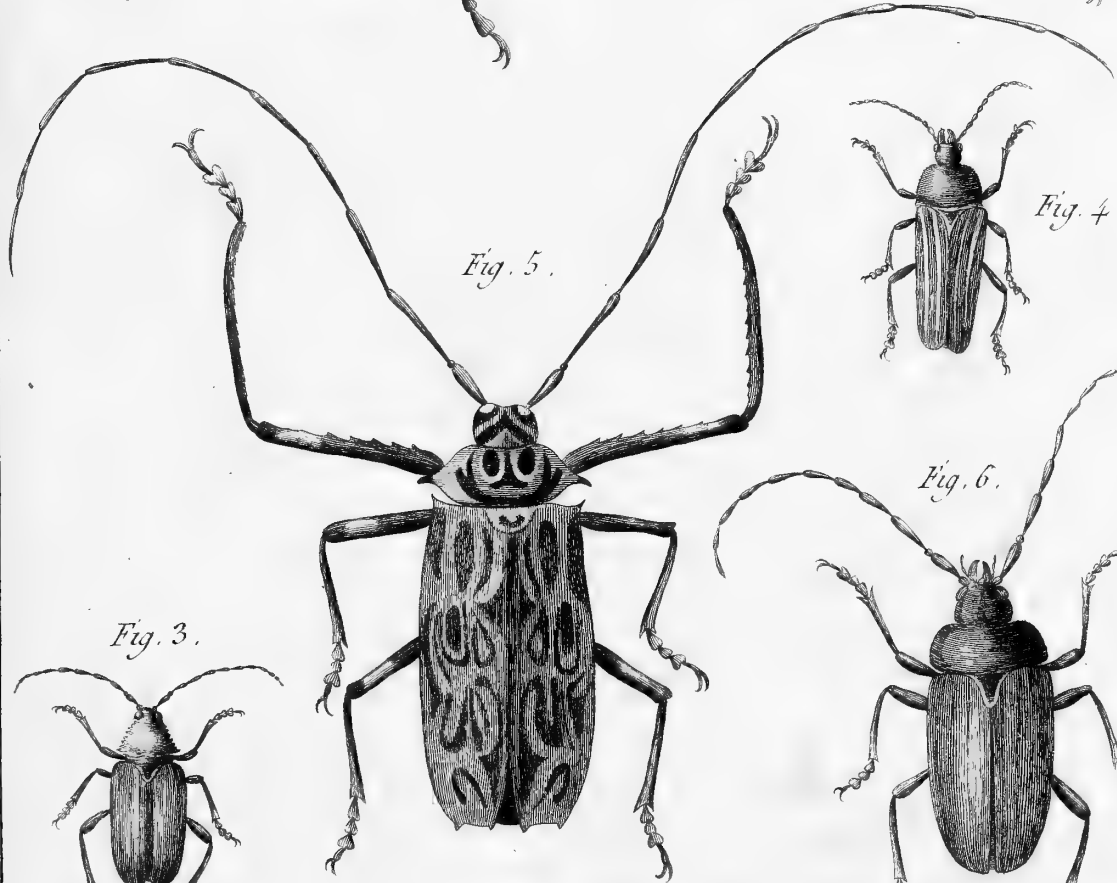



Fig. 5.

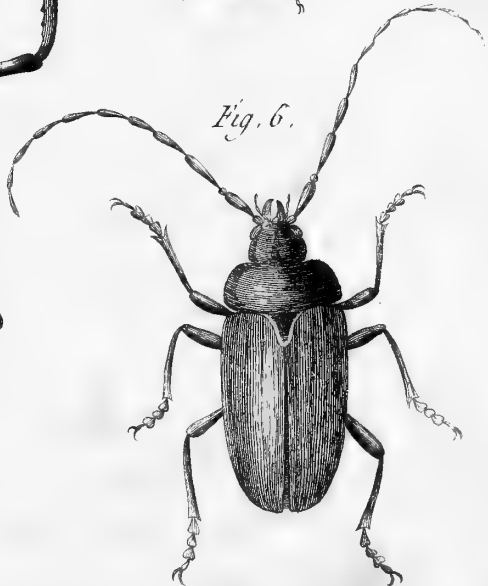
Fig. 4.



Fig. 3.

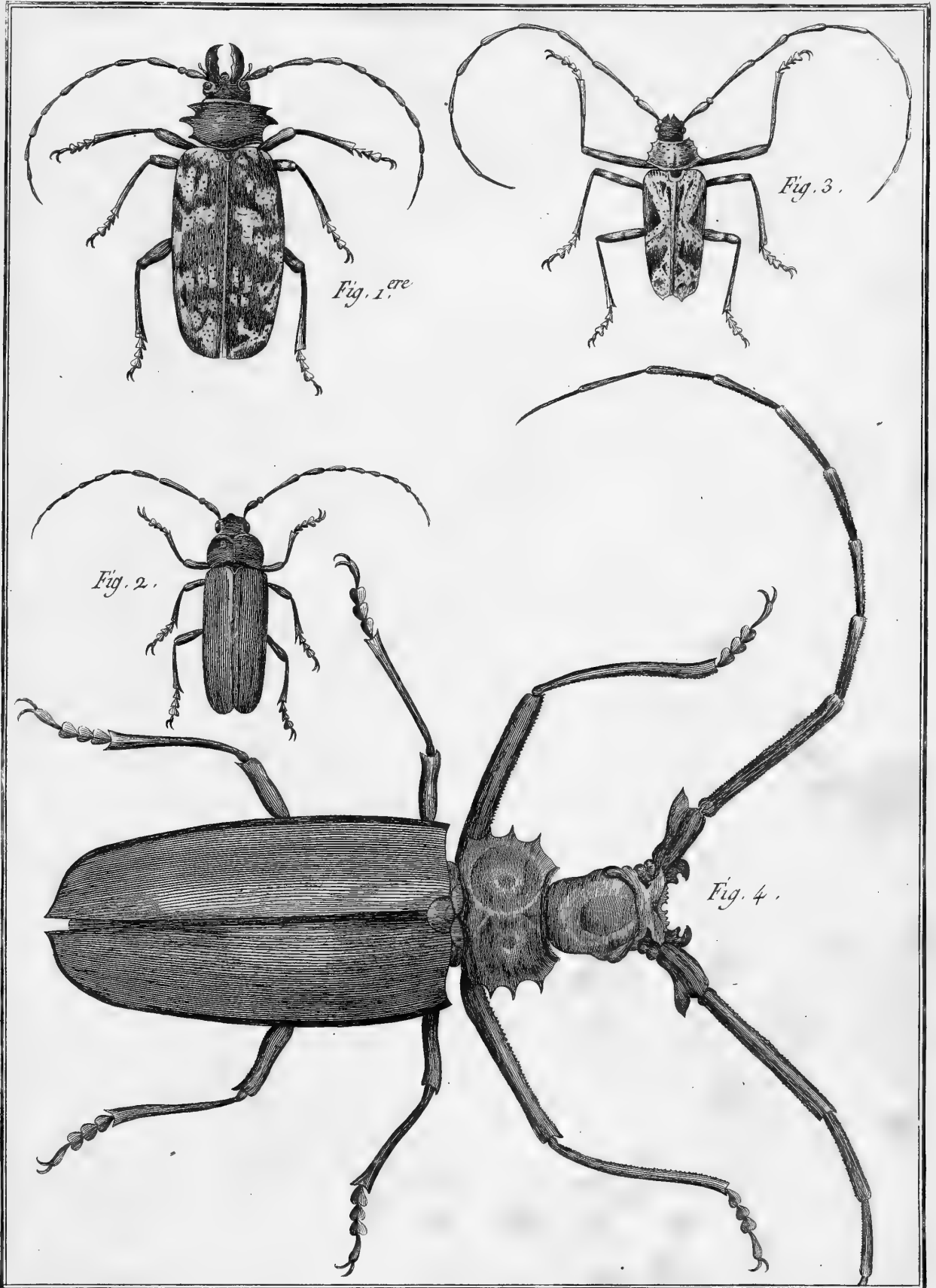


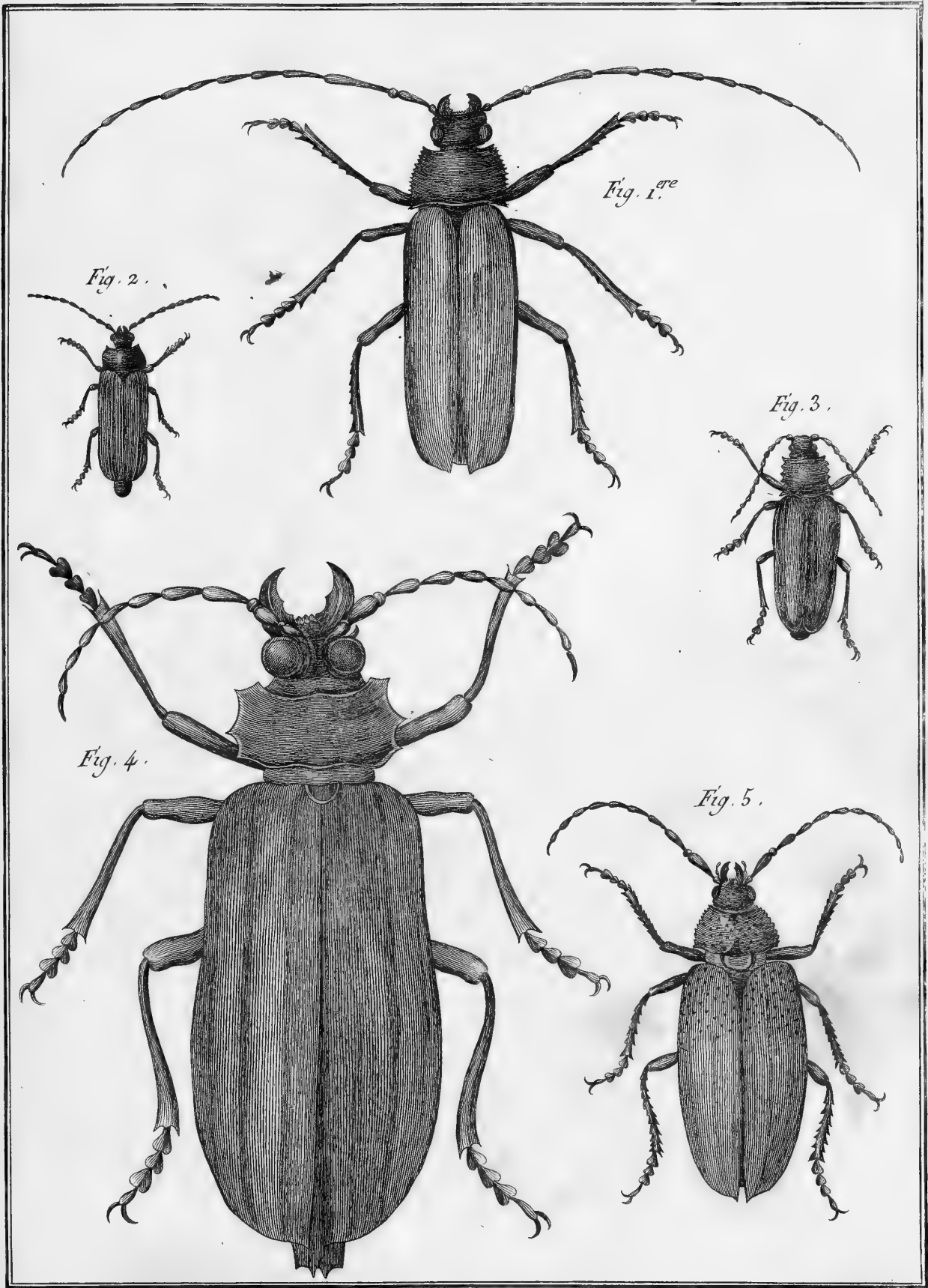
Fig. 6.

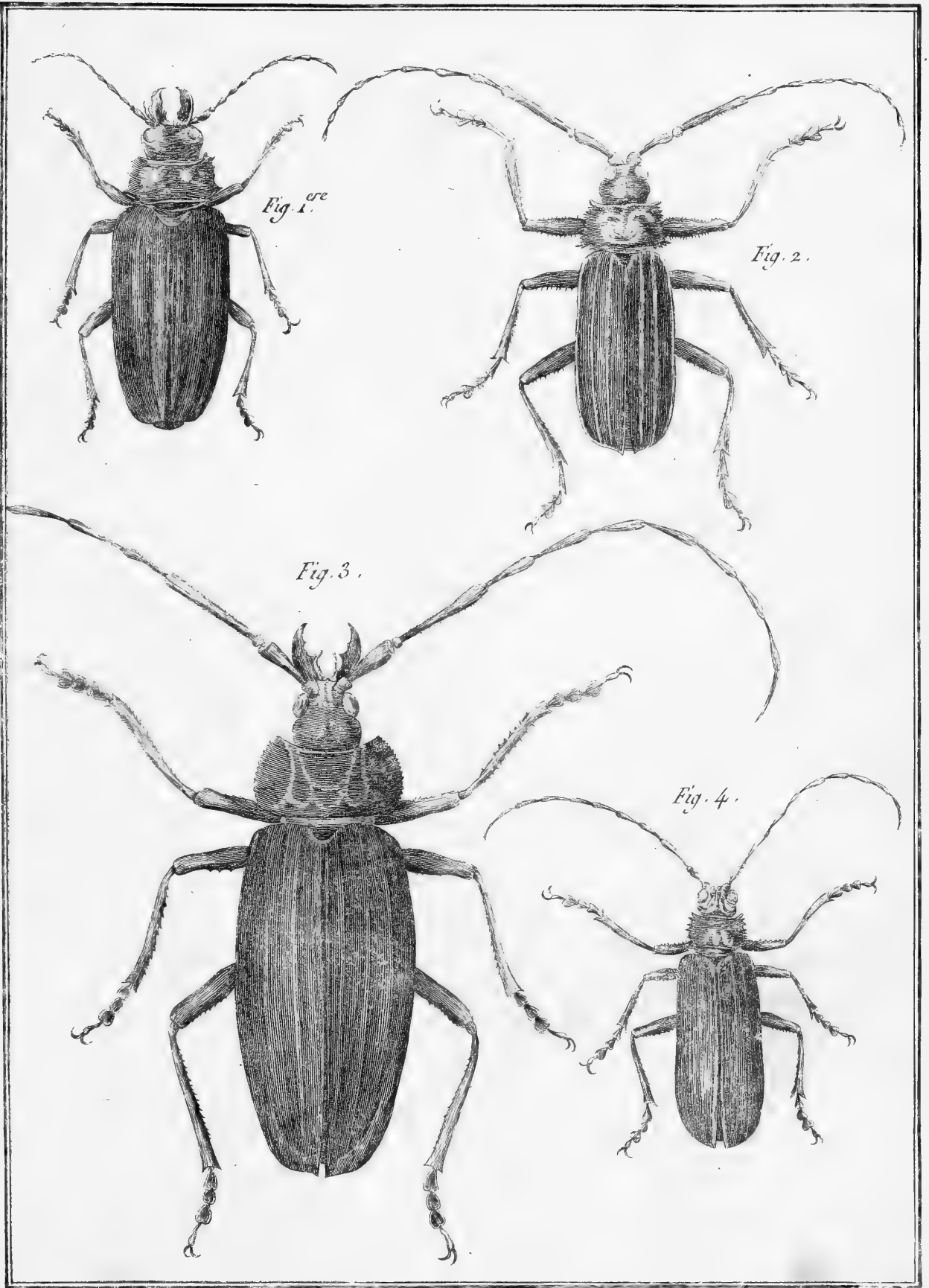


Benard Dorez.














Prione.

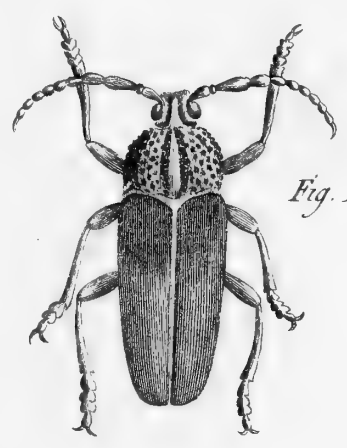


Fig. 1. ^{ere}

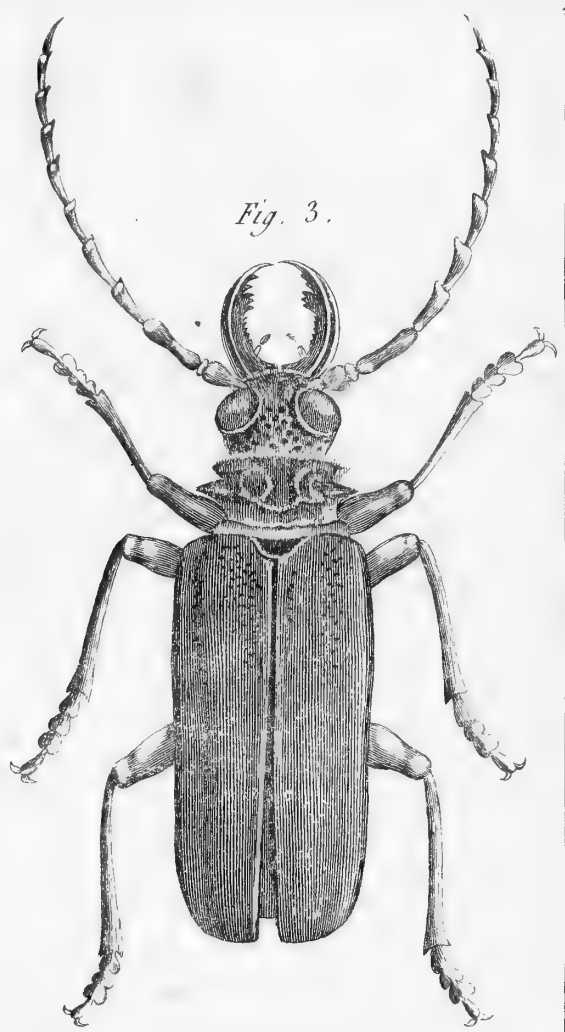


Fig. 3.

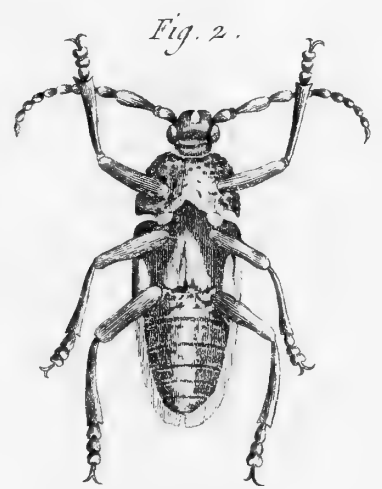


Fig. 2.



Fig. 4.

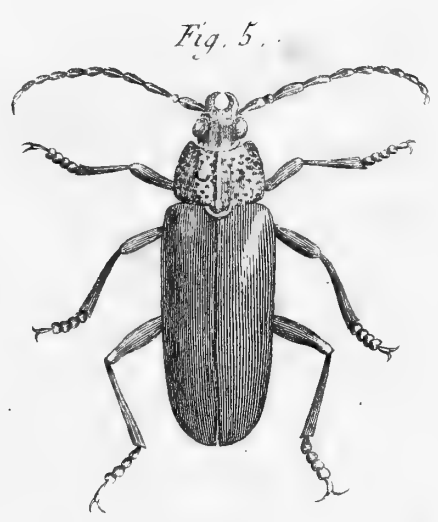



Fig. 5.





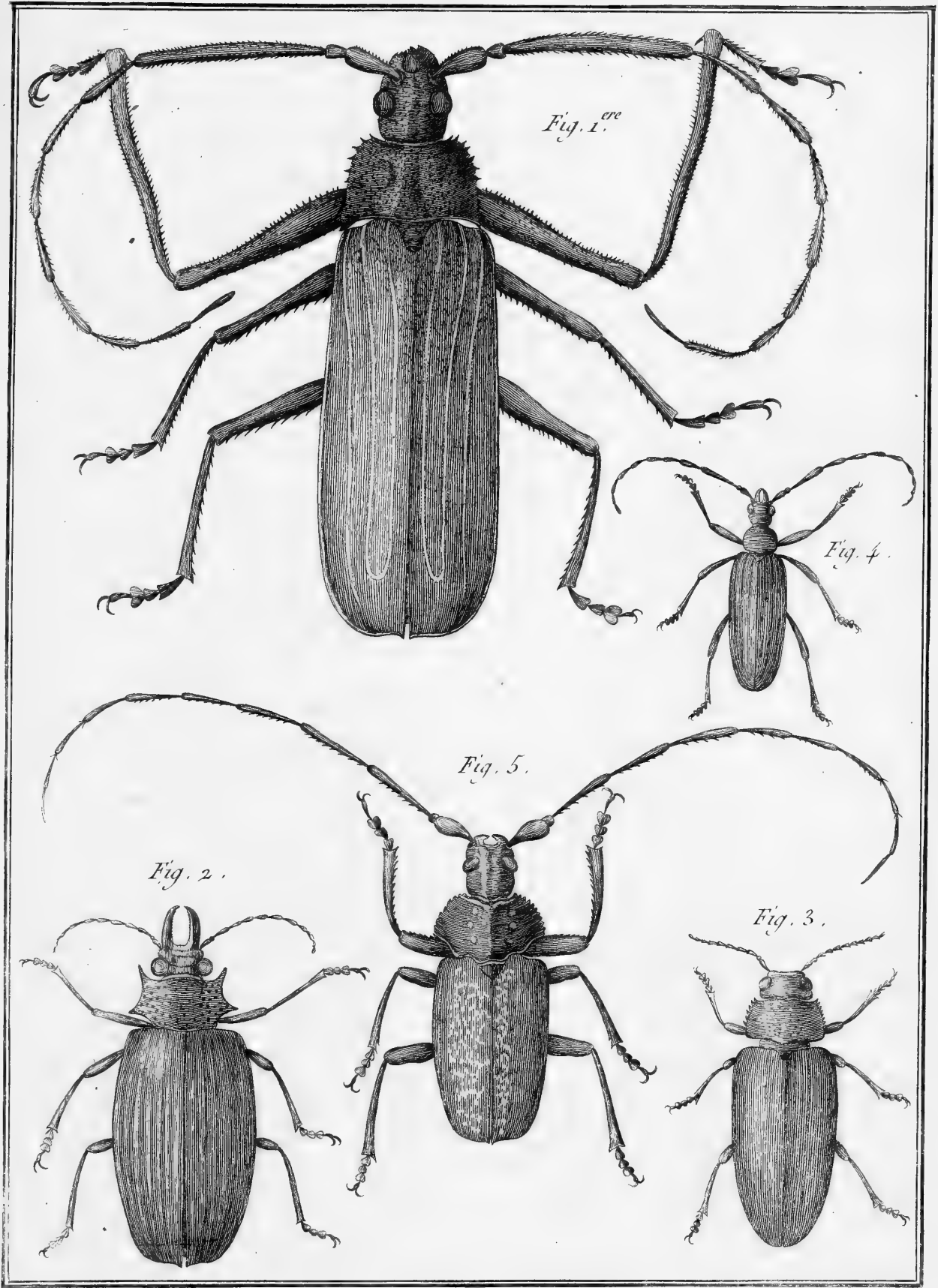


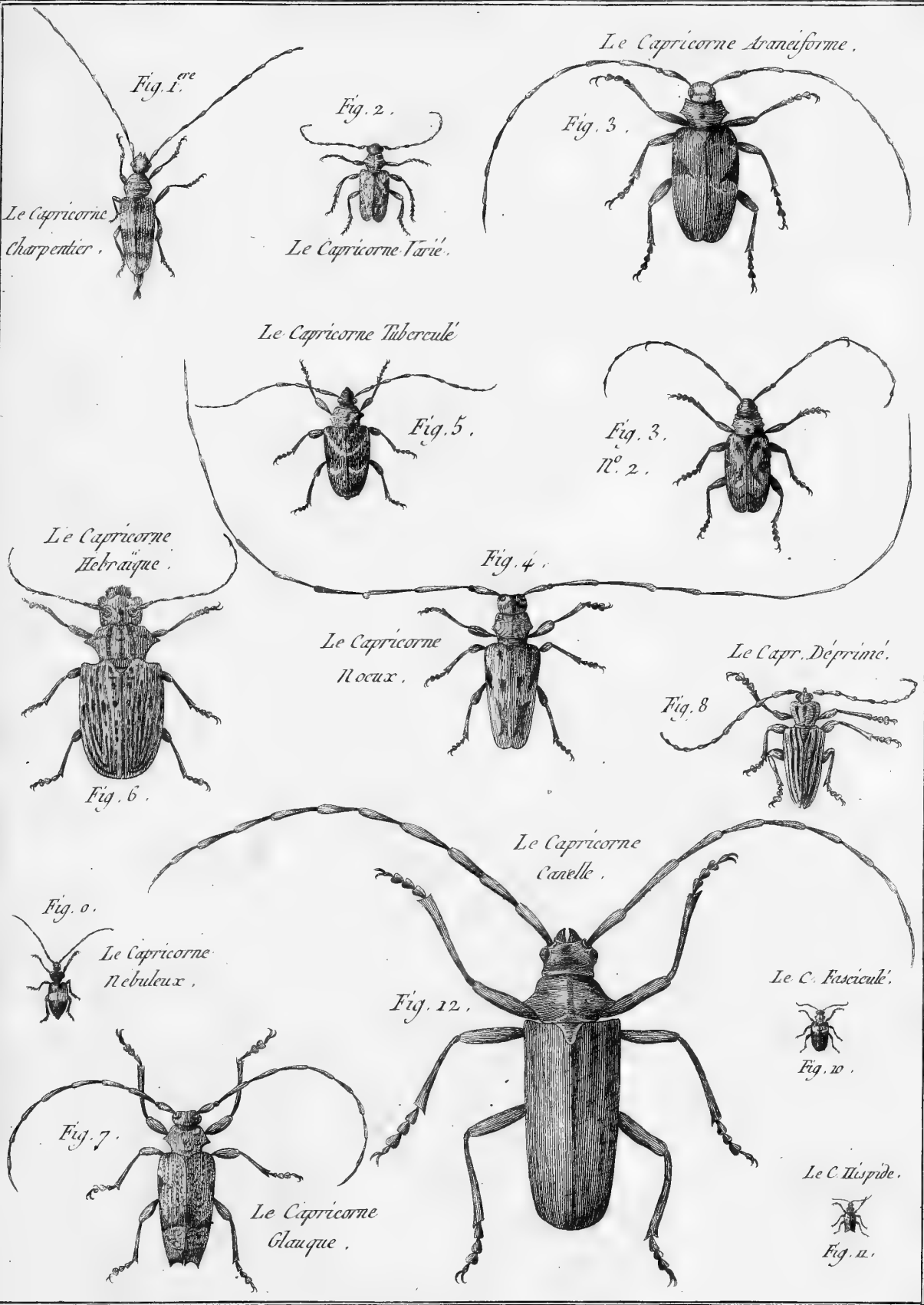
Fig. 1.

Fig. 4.

Fig. 5.

Fig. 2.

Fig. 3.



Le Capricorne Charpentier.

Fig. 1.^{re}

Le Capricorne Varié.

Fig. 2.

Le Capricorne Aranéiforme.

Fig. 3.

Le Capricorne Tuberculé

Fig. 5.

*Fig. 3.
N^o. 2.*

Le Capricorne Hébraïque.

Fig. 4.

Le Capricorne Noeux.

Le Capr. Déprimé.

Fig. 8

Fig. 6.

Le Capricorne Cavelle.

Fig. 9.

Le Capricorne Nebuleux.

Fig. 12.

Le C. Fasciculé.



Fig. 10.


Fig. 7.

Le Capricorne Glaucque.

Le C. Ilspide.



Fig. 11.

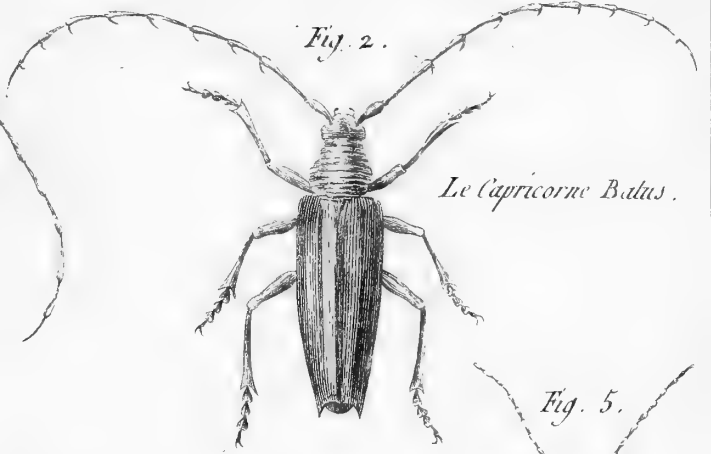


Le Capricorne Scabreux.



Fig. 1^{re}

Fig. 2.



Le Capricorne Balus.

Le Capr. Ferrugineux.



Fig. 3.

Le Capricorne Heros.

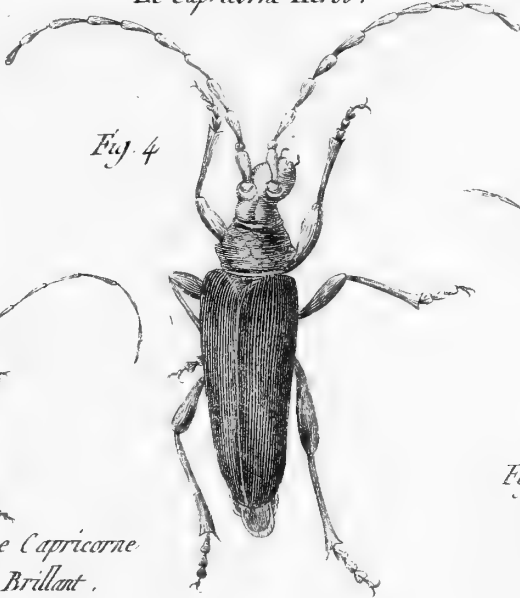


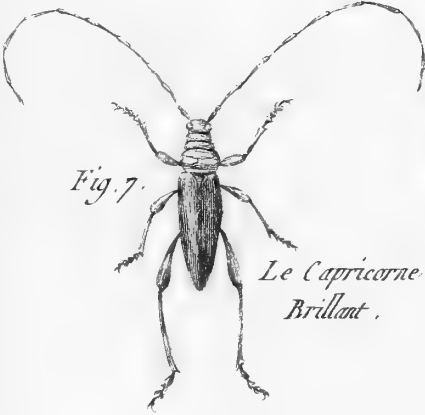
Fig. 4

Le Capricorne Savelier.



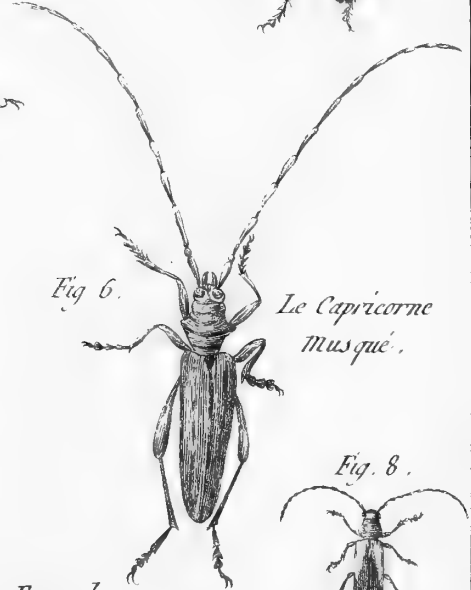
Fig. 5.

Fig. 7.



Le Capricorne Brillant.

Fig. 6.



Le Capricorne Musqué.

Le Capr. Agréable.

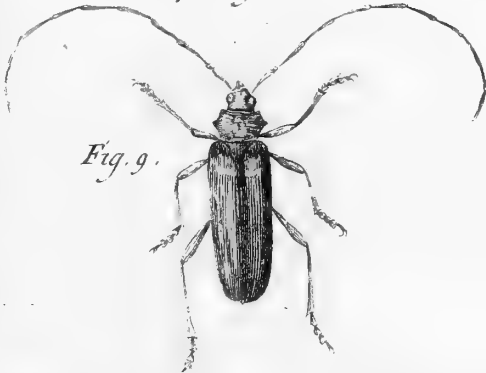


Fig. 9.

Le Cap. Femoral.

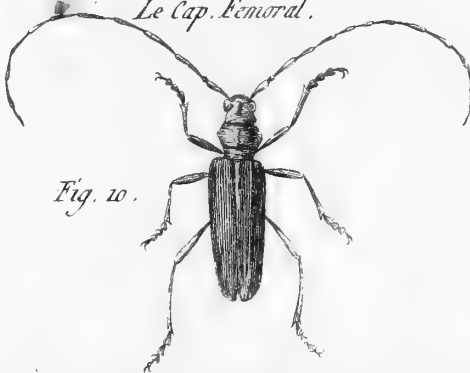


Fig. 10.

Fig. 8.

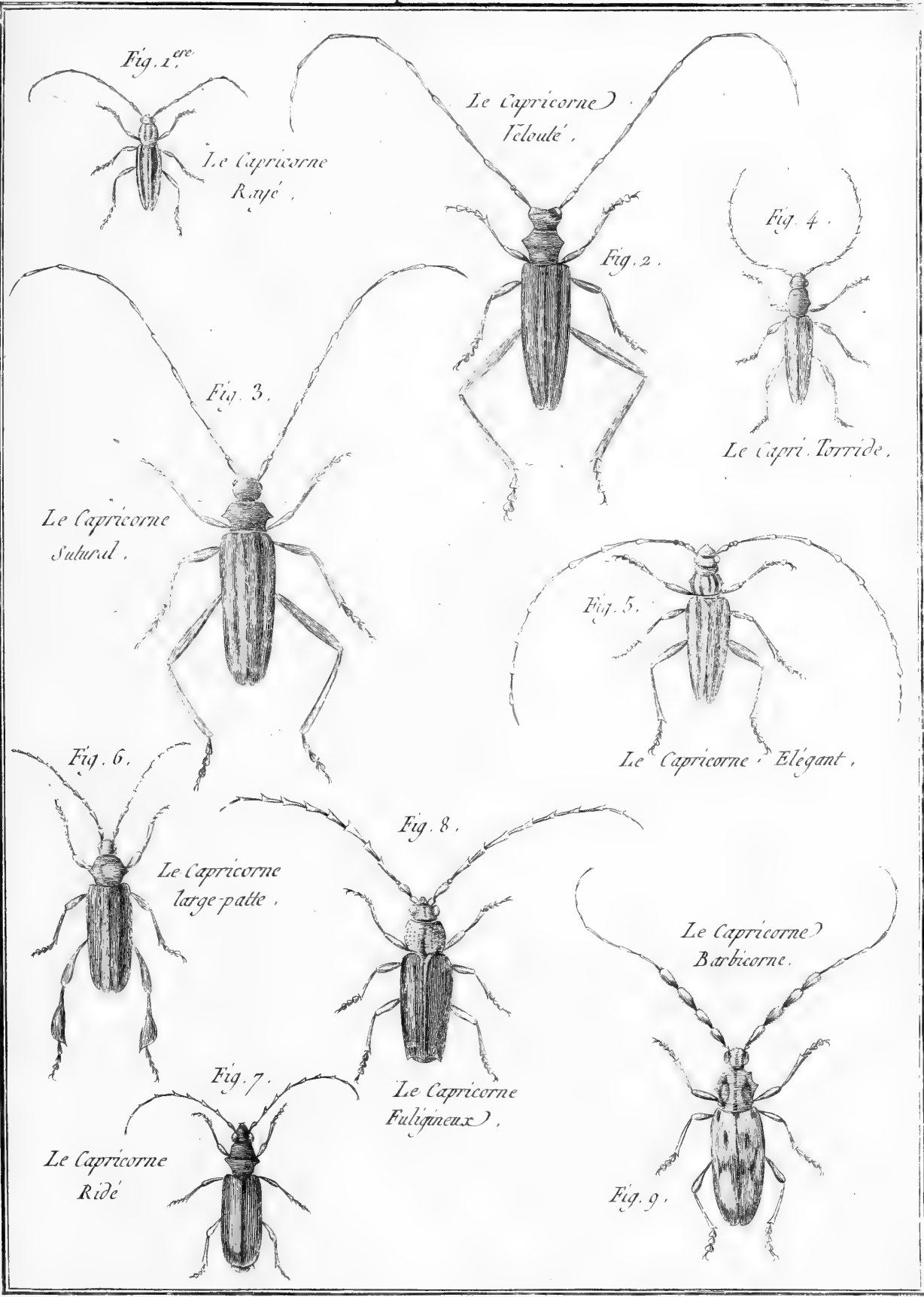


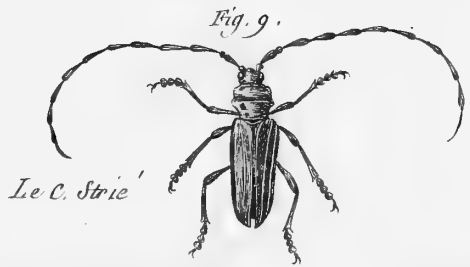
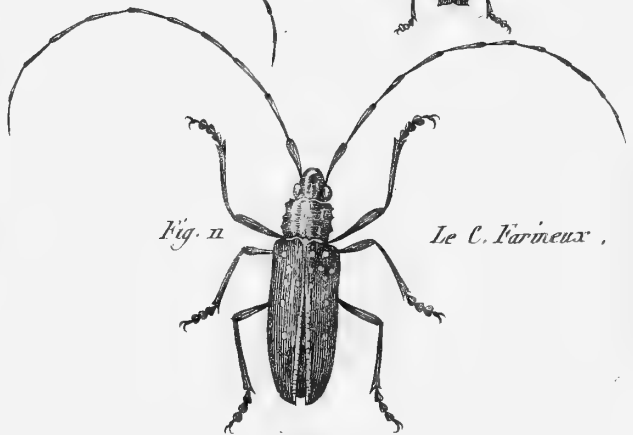

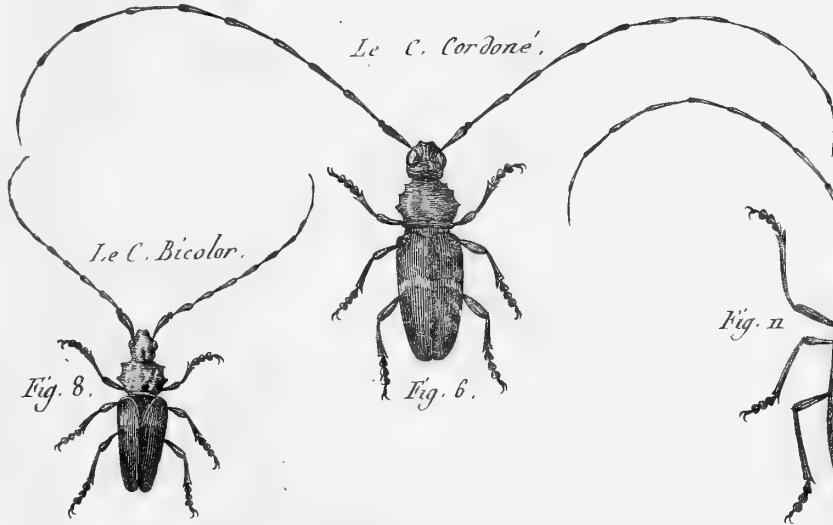

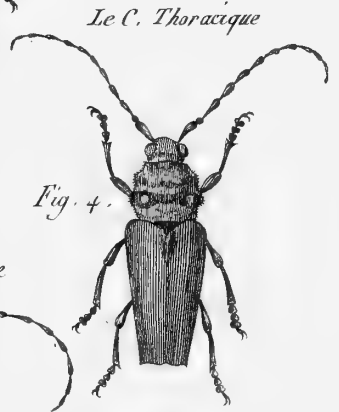
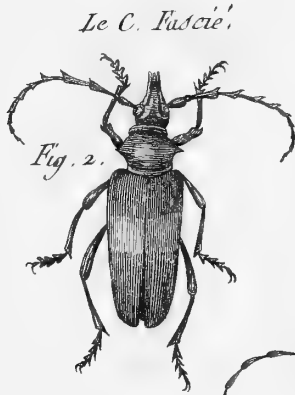

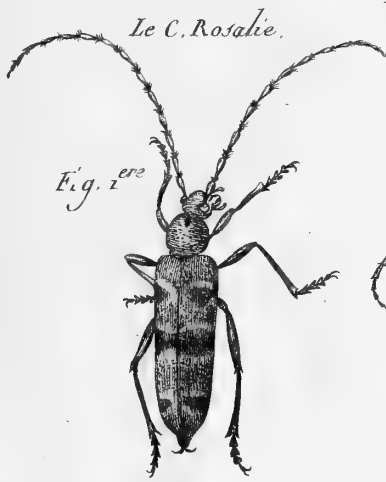
Le Capricorne Africain.



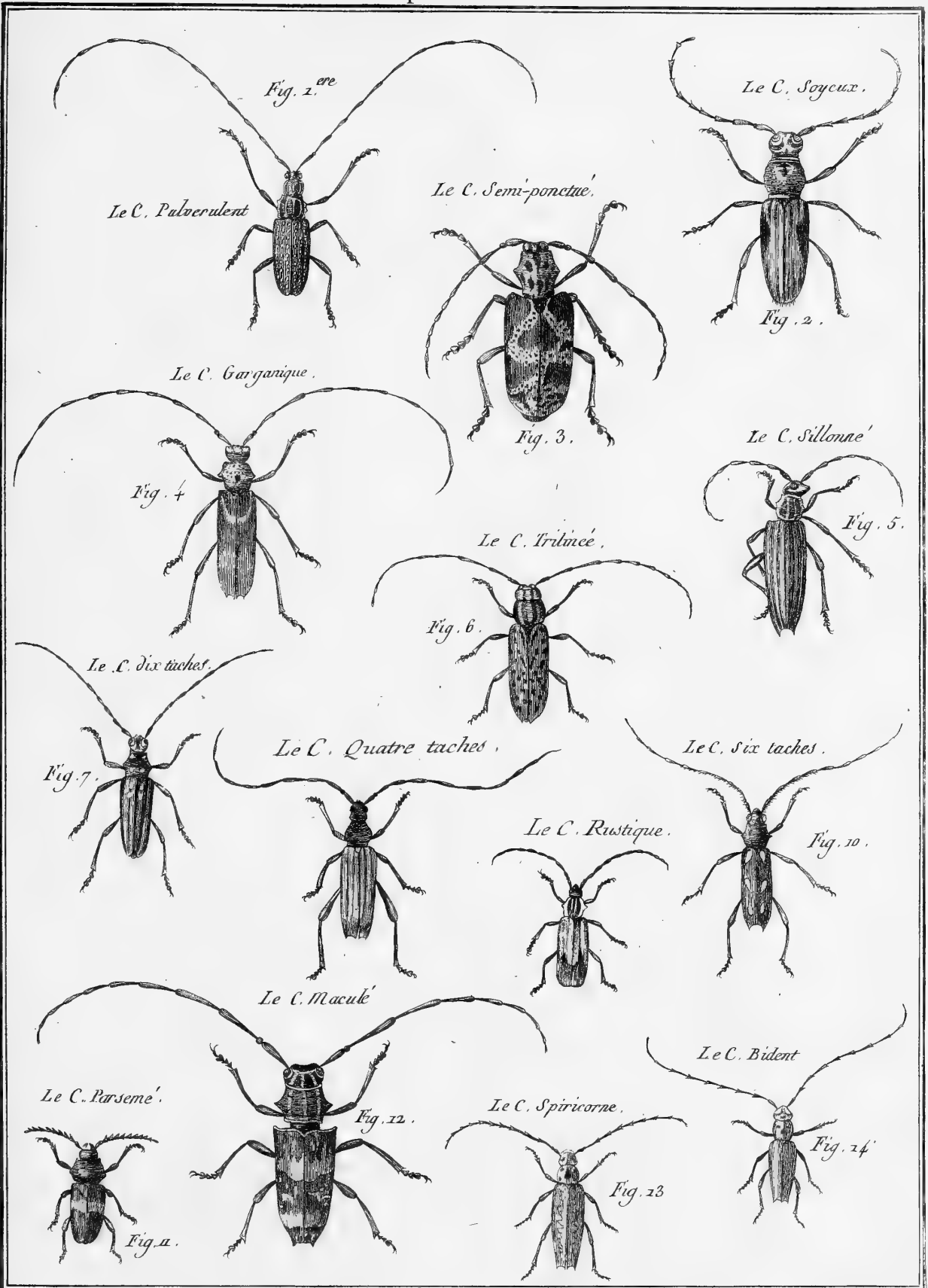
Fig. 8 bis.














Fig. 1.



Le Capric.
Annulaire.

Fig. 2.



Le Capricor.
Interrompu.

Fig. 3.



Le Capric.
Lynx.

Le C. Rouge.




Fig. 4.

Le C. Brevicorne.



Fig. 5.

Le C. Surinamais.



Fig. 6.

Le C. Longipède.



Fig. 7.

Le Capric. Luissant.



Fig. 8.

Le Capricor. Noir.



Fig. 9.

Le Capricorne Ceint.



Fig. 12.

Le Capr. Pubescent.



Fig. 10.

Fig. 11.

Le C. Ténébreux.



Fig. 12. N° 2.

Saperde.

Le Saper. Carcharias.




Fig. 1.
ere

Le S. Echelé




Fig. 2.

Le Sap. Océlé


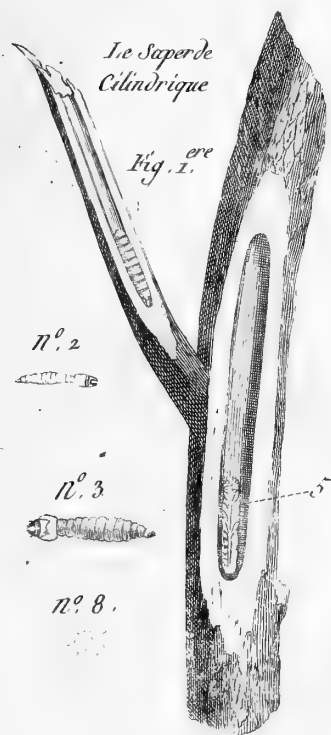


Fig. 3.






n° 2

n° 3

n° 8.



Le S. Dix points



Le Sap. Brulé

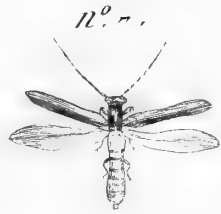



Fig. 8.



Fig. 8. n° 2.



Fig. 9.



Fig. 10.




Fig. 11.



Fig. 12.



Fig. 13.



Fig. 14.



Fig. 15.



Fig. 16.

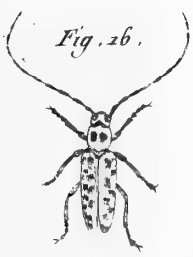



Fig. 17.




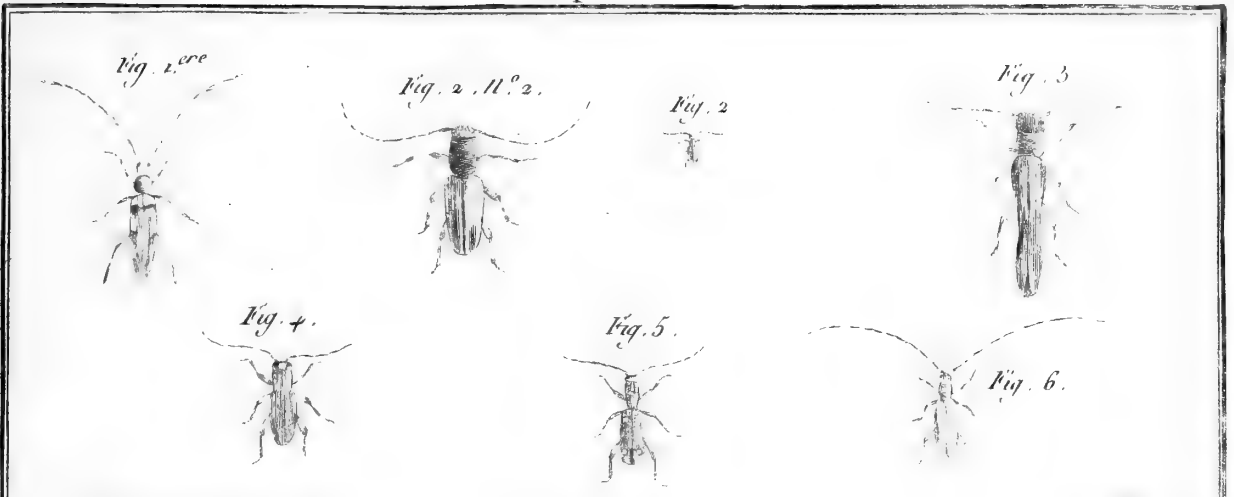
Fig. 17. n° 2.



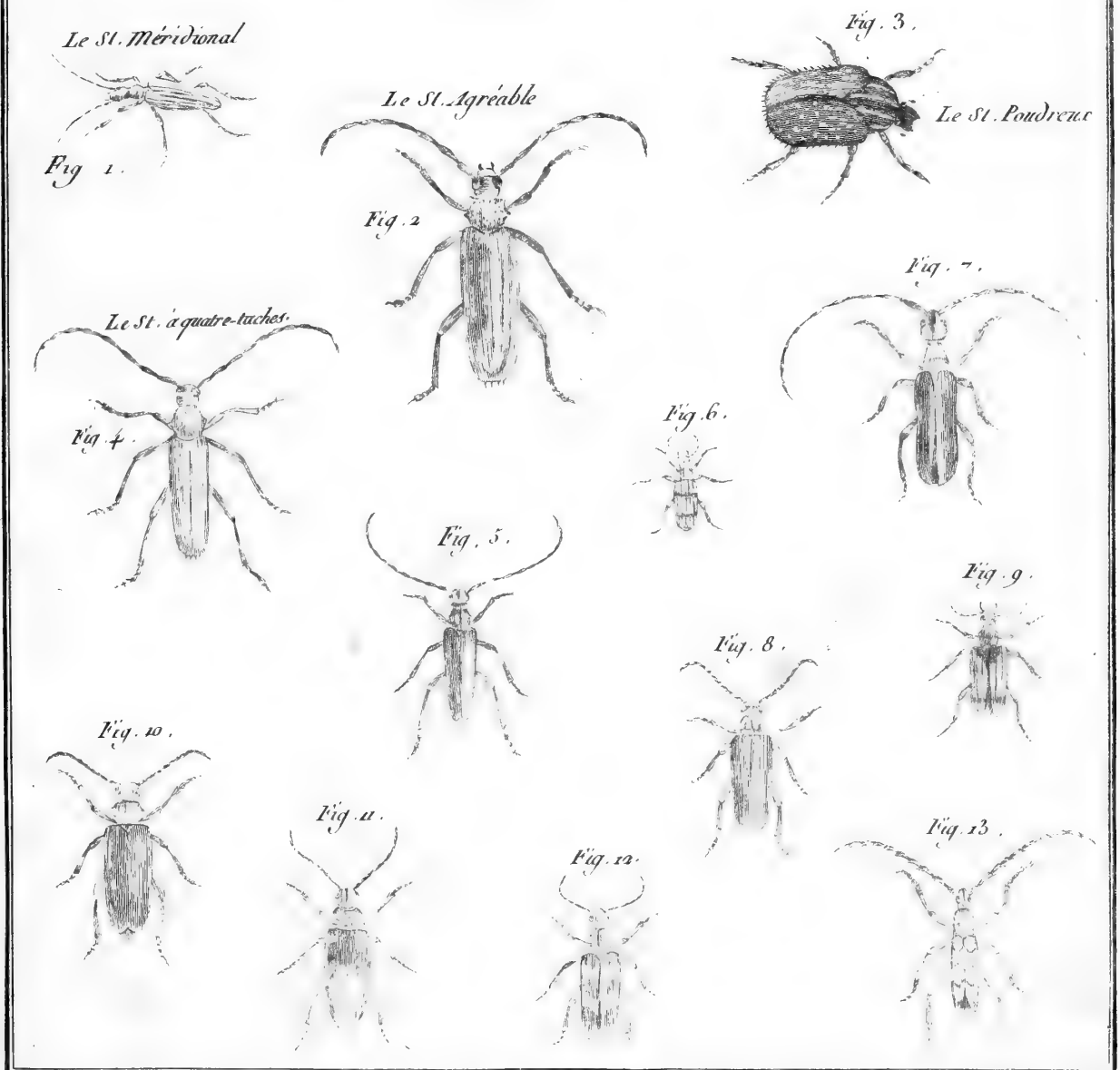








Stencore







C allidie .

Le Callidie Bispicorne .



Le C. Marylandais



Le C. Porte-saix .



Le Callidie Stigmate ,



Fig. 1.

Fig. 1. n.º 2 .



Le Callidie Fela ,




Fig. 2 .

Le Callidie Barbu



Fig. 4 .

Le C. Comprime'.



Fig. 3 .

Le C. Soyeux .

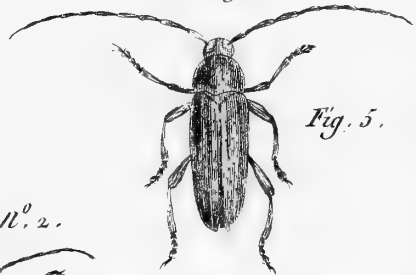


Fig. 5 .

Le C. Retreci .



Fig. 6 .

Fig. 5. n.º 2 .



Le C. Rustique .



Fig. 7 .

Le C. Lineole'.



Fig. 10 .

Le C. Bariole'.

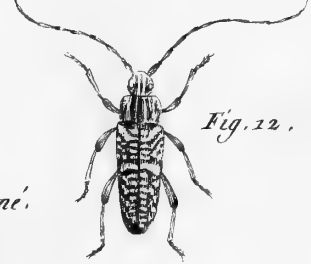


Fig. 12 .

Le C. Ruficolle



Fig. 9 .

Le C. Silloné'.



Fig. 11 .

Le C. Frigace .



Fig. 8 .

Le C. Testace'.



Fig. 12 .

Le C. Blaatre



Fig. 13 .

Le C. Bronze'.



Fig. 14 .

Le C. Clavipede .




Fig. 15 .

Le C. Femoral .




Fig. 16 .

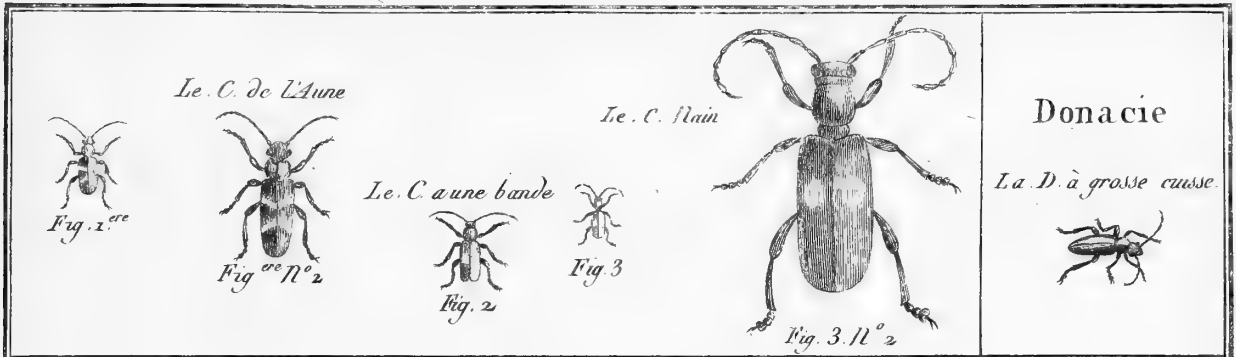













Donacie








Fig. 1.



Fig. 2.



Fig. 3.



Fig. 4.



Fig. 5.



Fig. 6.



Fig. 7.



Fig. 8.



Fig. 9.



Fig. 10.



Fig. 10. N° 2.




Fig. 8. N° 2.



Fig. 11.



Fig. 12.



Fig. 13.



Fig. 14.



Fig. 15.



Fig. 16.



Fig. 17.



Fig. 17. N° 2.



Fig. 18.

Necydale

La. N. Raccourcié.



Fig. 1.

La. N. Divisée.



Fig. 2.

La. N. des Ombellifères.



Fig. 3.

La. N. Rousse.

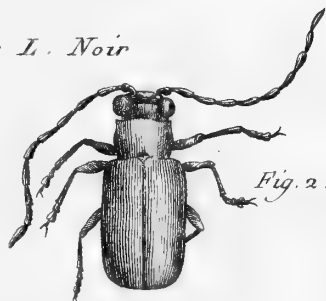


Fig. 4.



Lupere

Le L. Noir



Clairon


Le Cl. à une bande



Le Cl. des Ruches



Le Cl. Fourmi



Bostriche

Le B. Tariere

Fig. 1.



Le B. Mendiant

Fig. 2.



Le B. Cephalote

Fig. 3.



Le B. Cornu

Fig. 4.



Fig. 4. N° 2.



Fig. 4. N° 3.



Le B. en deuil

Fig. 4.



Fig. 4. N° 2.



Fig. 4. N° 3.



Le B. Moine

Fig. 5.



Le B. Bimaculé

Fig. 8.



Fig. 8. N° 2.

Le B. double-Epine

Fig. 6.



Le B. Capucin

Fig. 7.



Fig. 9. N° 2.



Le B. Musique

Fig. 9.



Le B. Six-denté

Fig. 10. N° 2.



Fig. 10.



Le B. Hermite .



Le B. Brun .

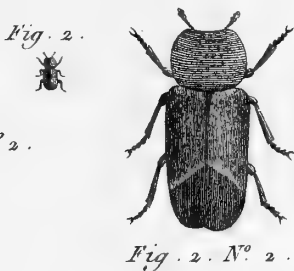


Fig. 3. N° 2 .



Le B. Nain .





Fig. 6 .

Fig. 6. N° 2 .



Scolite

Le Sc. Typographe



Le Sc. du Pin .



Bruche

La B. Bipopunctuée

Fig. 1. N° 2 .



La B. Pectini Corne

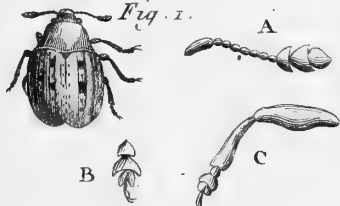
Fig. 2 .



Antribe

L'Ant. Marbré .

Fig. 1 .




L'Ant. Noir



Brachycere

Attelabe

L'Attelabe Tête-écorchée . L'Att. Laque




L'Att. Verd .

L'Att. Cuivreuse .



Le B. Aptere

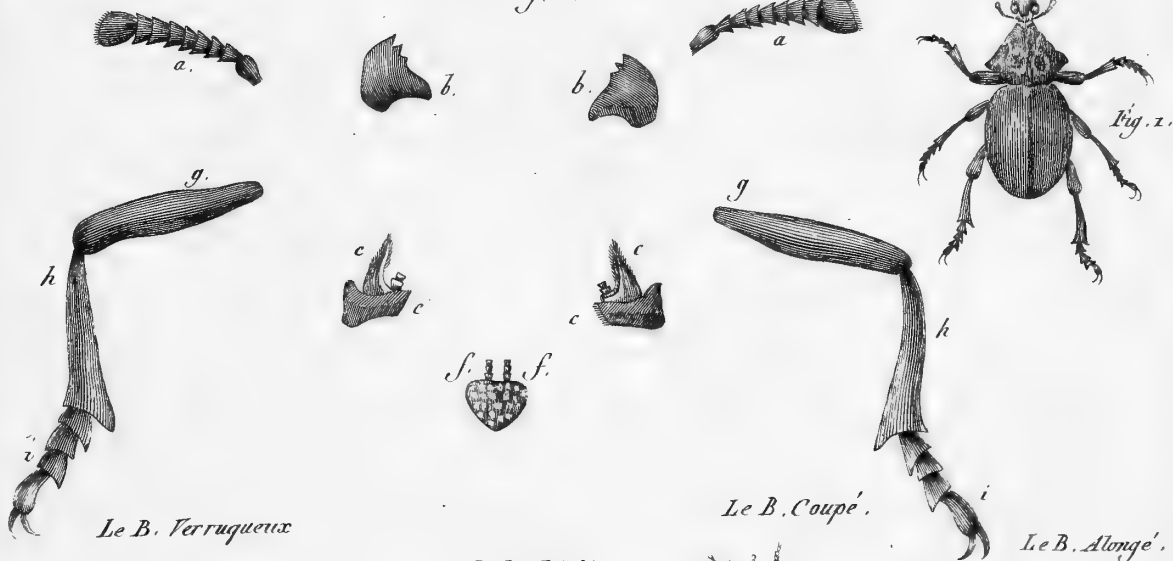




Le Br. Renfle

Fig. 2.

Fig. 2.



Le B. Verruqueux

Le B. Coupé

Le B. Alongé



Fig. 3.

Le B. Varié



Fig. 4.



Fig. 5.

Le B. Spectre



Fig. 5.

Charanson

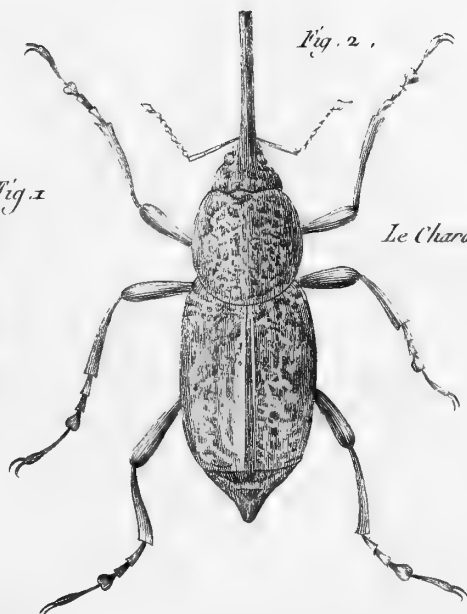
Le Ch. Géant

Fig. 2.

Fig. 2. n.º 2.




Fig. 1



Le Charan. Colosse






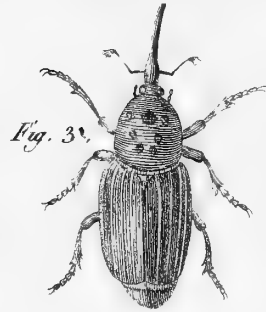
Le Ch. Ensanglanté



Le Ch. Longipède,



Le Ch. Ferrugineux.



Le Ch. bordé,



Le Ch. Sanguinolent



Le Ch. Fascié,



Le Ch. Hémiptère.



Le Ch. Cafre,



Le C. Porte-Croix,



Le Ch. Bariolé,



Le Ch. Rubetra.



Fig. 11. N. 2.



Le Ch. Strole'



Le Ch. Racourci.



Le Ch. du Pin.



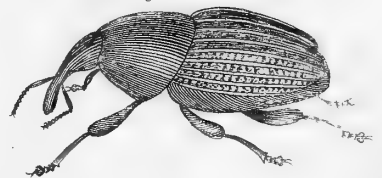
Le Ch. de L'étréchaud.





Le Ch. Colon.



Fig. 13. N. 2.







Le C. Retzei



Le C. d'Isaenz



Le C. Quadrivittata



Le C. Bilent

Le C. de la Jamaïque

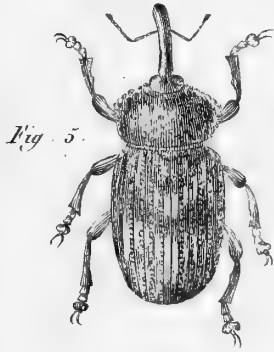
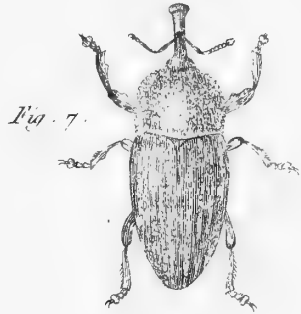


Fig. 6.

Le C. Militaire



Le C. Cyanicolle



Le C. Valide



Le C. Couronné



Le C. Tareau



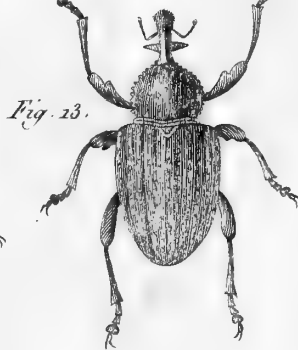
Le C. du Chardon



Le C. Bombine



Le C. Cornu



Le C. Statue



Le C. Ophthalmique



Fig. 12. N° 2.



Benard Dorez

Le C. Vaginal

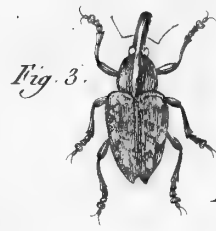


Fig. 2.

Le C. Variqueux



Le C. Mouchete'



Le C. Fascicole'



Le C. Musique'



Fig. 6.



Le C. Hivric

Le C. Urbain.



Le C. Cylindrorostre



Le C. Dentipède.



Fig. 10. N° 2.

Le C. Puberulent



Fig. 13.

Le C. Annulé'



Fig. 11. N° 2.

Le C. A Zones.



Fig. 12. N° 2.

Le C. Parsemé



Fig. 14.




Fig. 15.

Le C. Lanipede

Le C. Brun



Fig. 17.

Le C. Panthere



Fig. 16.

Le C. Chinois



Fig. 19.

Le Convexe



Fig. 19. N° 2.



Fig. 18.

Fig. 20.

Benoit Duvet



Le C. Latéral Le C. Multi Moucheté



Le C. de la Patience



Le C. Luvide



Le C. Six Moucheté

Le C. Méditatif Le C. Stupide



Le C. Manglier



Fig. 8.

Le C. Oculé



Le C. Squallide

Fig. 9.

Fig. 9. N° 2.



Le C. Germain



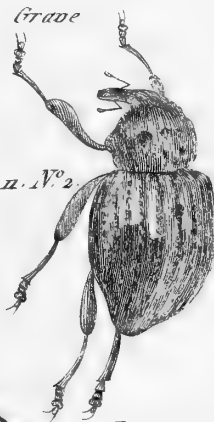
Fig. 10. N° 2.



Le C. Grave



Fig. 11. N° 2.



Le C. Varié



Fig. 12.

Le C. Sazillard

Fig. 14.



Le C. des Noisettes

Le C. longue-bouche Fig. 15.



Le C. Trompette

Le C. Agréable



Fig. 17.

Fig. 16.



Le C. Fastueux

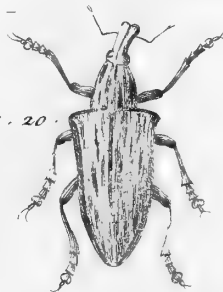


Fig. 20.

Le C. Noble



Fig. 22.

Le C. des Baïes



Fig. 18. N° 2.



Fig. 18.

Le C. Imperial




Fig. 19.



Fig. 13.



Le C. Somptueux.



Le C. Crystis.



Le C. Royal.



Fig. 3. N° 2.



Le C. dixneuf points.



Le C. Margine.



Le C. Seize points.




Fig. 6. N° 2.

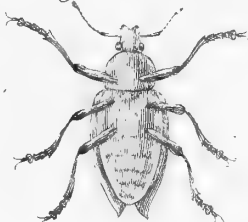


Fig. 5.

Fig. 7.

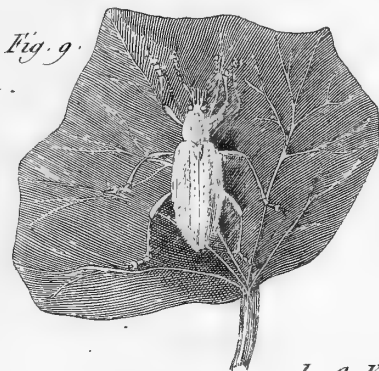
Le C. Decore.



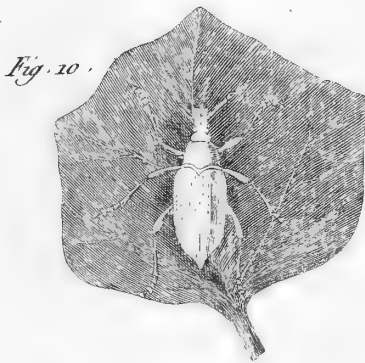
Le C. Nitidule.



Le C. blanc de Neige.



Le C. blanc de Lait.



Le C. Modeste.



Le C. Anafere.



Le C. Verd.



Fig. 13. N° 2.




Le C. porte bosse.



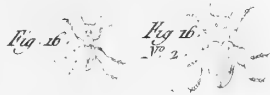
Fig. 17. N° 2.

Le C. Nebuleux.

Le C. Cyanipede.



Le C. Tamaris.




Le C. Curvipede.



Fig. 18.

Beard Dircxit





Le C. Caméleon.

Fig. 1.^{er}



Fig. 2.

Le C. Imprimé.



Le C. Alipede.

Fig. 3.



Fig. 4.

Le C. Rivraan.



Le C. du Cap.

Fig. 6.



Fig. 7.

Le C. Inegal.



Le C. Aigu.

Fig. 8.



Le C. Six-Rayé.

Fig. 5.



Le C. Tranchant.

Fig. 12.



Fig. 10.

Le C. Quadrident.

Fig. 9.



Le C. Crispé.



Le C. Tribule.

Fig. 11.



Le C. Clavelle.

Fig. 13.



Le C. Nodulcur.

Fig. 14.



Fig. 15.

Le C. Rubifere.



Fig. 16.

Le C. Nomade.



Le Globulifere.

Fig. 17.



Le C. Arrose.

Fig. 18.



Le C. Candidat

Fig. 19.



Le C. Indorien.

Fig. 20.



Le C. Quadrinée

Fig. 22.



Le C. Cendrus

Fig. 21.



Le C. à Rayure Noire

Fig. 23.



Le C. Marqué.



Fig. 1ère

Le C. Tête-Jaune.



Fig. 2.

Fig. 3.

Le C. Tenebrionide.



Le C. Admirable.



Fig. 4.

Le C. Trident.



Fig. 5.

Le C. de la Ivoire.



Fig. 6.

Le C. Gemmifère.



Fig. 7.

Le C. Morio.



Fig. 8.

Le C. du Poirier.



Fig. 9.

Fig. 10.

Le C. Argenté.



Le C. de Roëvel.



Fig. 11.

Fig. 12. N° 2.



Fig. 12.



Fig. 13.



Fig. 14.



Fig. 15.



Fig. 15. N° 2.



Fig. 16.



Fig. 17.



Fig. 18.



Fig. 19.



Benard Dineart





Fig. 1.º



Fig. 2.



Fig. 3.



Fig. 4.

Fig. 4 N.º 2.



Fig. 6.



Fig. 6 N.º 2



6. N.º 3



Fig. 5.



Fig. 5 N.º 2.



Fig. 7.



Fig. 7 N.º 2



Fig. 8.



Fig. 9.



Fig. 9 N.º 2



Fig. 10.



Fig. 11.



Fig. 11 N.º 2.



Fig. 12.



Fig. 13.



Fig. 14.



Fig. 14 N.º 2



Fig. 15.



Fig. 16.



Fig. 17.



Fig. 18.



Fig. 19.



Fig. 20



Fig. 21.



Fig. 22.



Fig. 23.




Fig. 24.




Fig. 25.

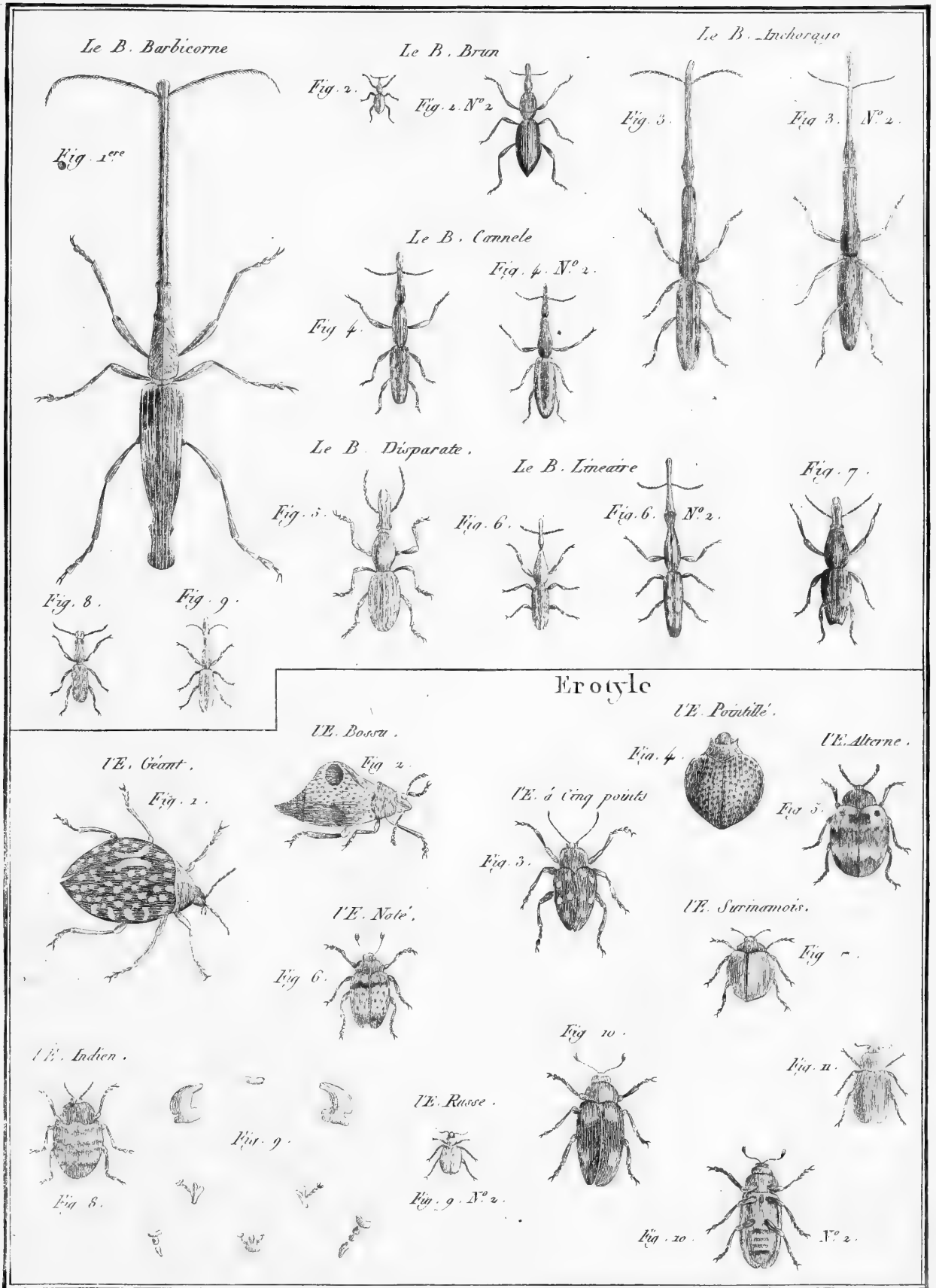



Fig. 26














Chryfomele.

La C. de l'Adonis

La C. Dorsale.

La C. du Peuplier.



La C. Surinamoise

La C. du Gramen

La C. Cuivrée.



La C. Dix points.

La C. a Collier.



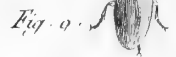
La C. Liose



La C. Lappone.

La C. du Polygonum.

La C. Céréale.



La C. Fastueuse.

La C. Specieuse

La C. Saquinolente.

La C. Marginée

La C. Ecussonnée.



La C. petite-Liose

La C. Bordée.

La C. du Cresson.

La C. du Bouleau.

La C. Raficolle.

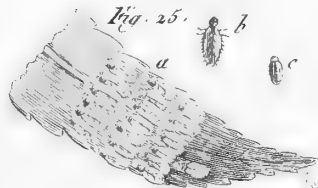


Fig. 23

Fig. 24

Fig. 25




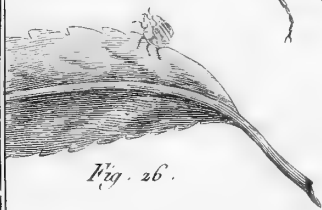
La C. Verdelette.



La C. de l'Osier.

La C. Bronzée.

Fig. 28.



La. C. du Rhœ. La. C. Metallique.



Fig. 1.



Fig. 2.



Fig. 3.



Fig. 4.



Fig. 5.



Fig. 6.



Fig. 6 N° 2.



Fig. 7.



Fig. 7 N° 2.

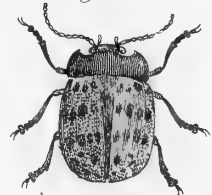


Fig. 8.



Fig. 9.



Fig. 10.



Fig. 11.



Fig. 11 N° 2.



Fig. 12.



Fig. 12 N° 2.



Fig. 13.



Fig. 14.



Fig. 14 N° 2.



Fig. 15.



Fig. 16.



Fig. 17.



Fig. 18.




Fig. 19.



Fig. 20.



Fig. 21.



Fig. 22.




Fig. 23.




Fig. 24.




Fig. 25.



Fig. 26.










Fig. 6.




Fig. 2.



Fig. 7.



Fig. 3.



Fig. 8.

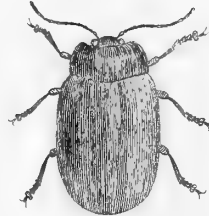


Fig. 4.



Fig. 9.

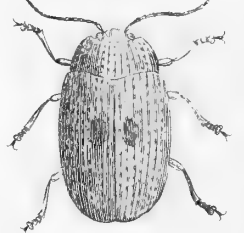


Fig. 5.



Alise.

L'Al. Bicolor. *L'Al. Surinamoise.* *L'Al. Rubal.*
 Fig. 1. Fig. 2. Fig. 3.



Galeruque.

La G. de la Tenaisie.




Fig. 3.

La Gal. Litterale.



Fig. 4.

Fig. 5.



Fig. 5. N. 2.



La Gal. du Nenuphar.



Fig. 1.

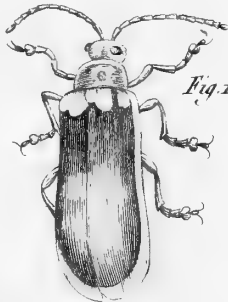


Fig. 2. N. 2.

Fig. 6.



Fig. 8.

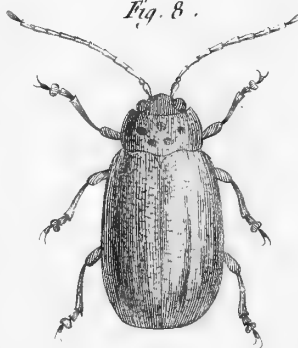


Fig. 9.




Fig. 7.



Fig. 20.

Fig. 12.

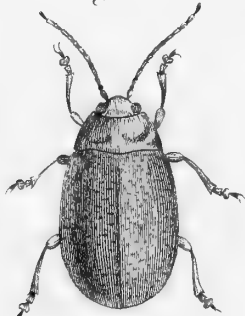


Fig. 13.



Fig. 14.



Fig. 21.



Fig. 15.





Fig. 16.




Fig. 17.












Casside.






Fig. 1.



Fig. 1. N° 2.



Fig. 2.*



Fig. 3.



Fig. 4.



Fig. 5.



Fig. 6.



Fig. 7.



Fig. 7. N° 2.



Fig. 8.



Fig. 9.



Fig. 10.



Fig. 11.



Fig. 12.



Fig. 13.



Fig. 14.



Fig. 15.



Fig. 16.



Fig. 17.



Fig. 18.



Fig. 19.



Fig. 20.



Fig. 22.



Fig. 23.



Fig. 24.



Fig. 25.



Fig. 21.



Fig. 26.



Fig. 27.



Fig. 28.



Fig. 1.



La C. Sanguine.

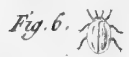
La C. Sans points.



La C. Miparti.



La C. Lineole.



La C. Racourée.



La C. Six Lignes



Fig. 2. N° 2.

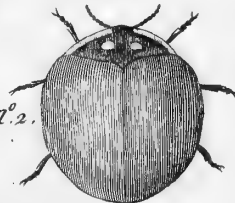


Fig. 4.



La C. Unifascié.

La C. Annulaire.

Fig. 7.



Fig. 7. N° 2.

Fig. 8.

Fig. 29.



Fig. 31.



Fig. 32.



Fig. 30.



Fig. 33.



Fig. 34.





Fig. 34. N° 2




Fig. 35.














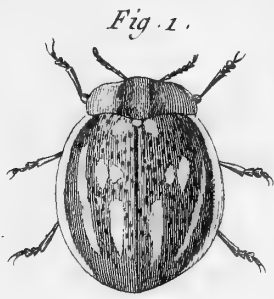


Fig. 5.



Fig. 6.



Fig. 7.



Fig. 4. N. 2.




Fig. 4.

Fig. 8.



Fig. 9.




Fig. 10.



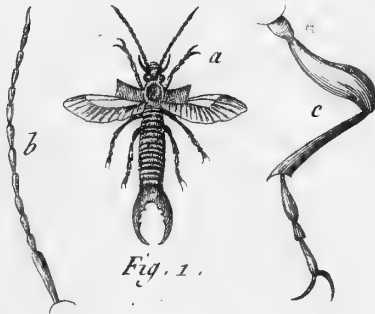
Tritome,

Le Tri. à 2 Taches.



Forficule.

Le F. Auriculaire.



Le F. Nain.



Fig. 2. N. 2.



Cestre.

L'Œ. du Bœuf.



Fig. 1.



b

L'Œ. de la Brebis.



Fig. 2.

L'Œ. Hemisphérique.

Fig. 3. N. 2.



Fig. 3.

Taon.

Le T. du Bœuf.




Fig. 1.




Le Ta. à Antennes

Rousses.

Fig. 2.





Le T. Brulant.



Le T. du Mexique.



Le T. à Bandes Pourprees.



Le T. Occidental



Le T. Noir.



Le T. du Tropic.



Le T. Pluvieux.



Le T. à vue Trouble.



Fig. 8. n° 2.



Nemotelle.

Le N. Effilé.



Le N. Morio.



Le N. Maure.



Le N. Hottentot.



Le N. Tigre.



Stratiome.

Le St. Cameleon.



Fig. 1. n° 2.



Fig. 1. n° 3.



Le St. Microleon.



Le St. Hydroleon.



Le St. très Jaune.



Syrphe.

Le Sy. Suspendu.



Le S. de Laponnie.



Le Sy. à Moustaches.



Fig. 1. n° 3.



Fig. 2. n° 2.



Le S. Doré.

Le S. des Fleurs.



Le S. à Grosses Ailes.



Le S. des Bois.



Benard Dixerit.

Le S. Diligent.



Le S. des Jardins. Le S. à Antennes Bouffes.



Le S. Tenace.



Le S. Œstral.



Le S. à deux Bandes.



Le S. Brillant.



Le S. des Prunier.



Le S. à forme de Cuckee.




Le S. Bossu.



Le S. du Groseiller.




Le S. du Poirier.



Le S. Precoce.



Le S. Ecrit.



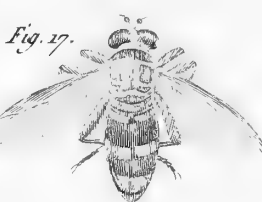
Le S. Diaphane.



Le S. Paresseux.



Le S. Géant.



Le S. Elegant.



Mouche.

La M. Inutile.



La M. Transparente.



La M. Méridienne.



La M. César.



La M. Vomissante.



Fig. 5. N° 2.



La M. Cadavéreuse.

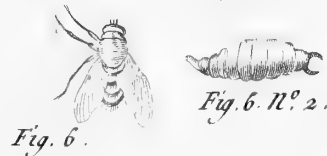


Fig. 6. N° 2.



La M. Mangeuse de chair.




Fig. 7. N° 2.



La M. Domestique.




Fig. 8. N° 2.



La M. à Front Blanc.



Fig. 9.



La Grosse Mouche .



Fig. 1.

La M. Pore-Epi .



Fig. 2.

La M. des Larves .



Fig. 3.

La M. des Choux .



Fig. 4.

La M. Laterale .



Fig. 5.

Fig. 7. n° 2.

La Mou. Bronzée .



Fig. 7.

La M. des Celliers .



Fig. 6. n° 3.

Fig. 6.



Fig. 6. n° 2.

La Mouche Orduriere



Fig. 9.

La M. Crochue

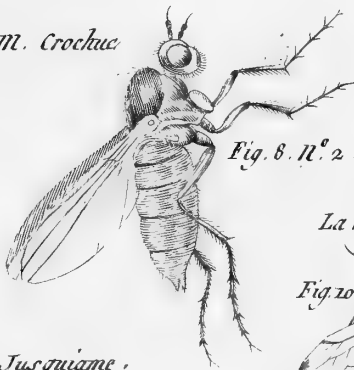


Fig. 8. n° 2.

Fig. 8.



Fig. 9. n° 2.

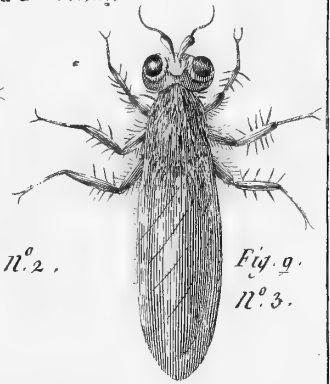


Fig. 9. n° 3.

La M. Vibrante .

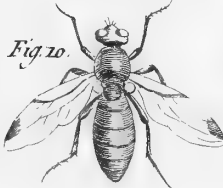


Fig. 10.

La M. de la Jusquiame .



Fig. 11.




Fig. 11. n° 2.

La M. du Solstice .



Fig. 12. n° 2.

Fig. 12.

La M. du Cerisier .

Fig. 13.



Fig. 13. n° 2.

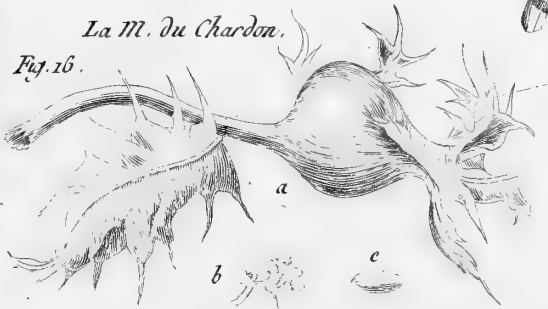
La M. Triste .



Fig. 14.

La M. du Chardon .

Fig. 16.



La M. Etoilée .

Fig. 17.



Fig. 17. n° 2.


La M. Odonante .

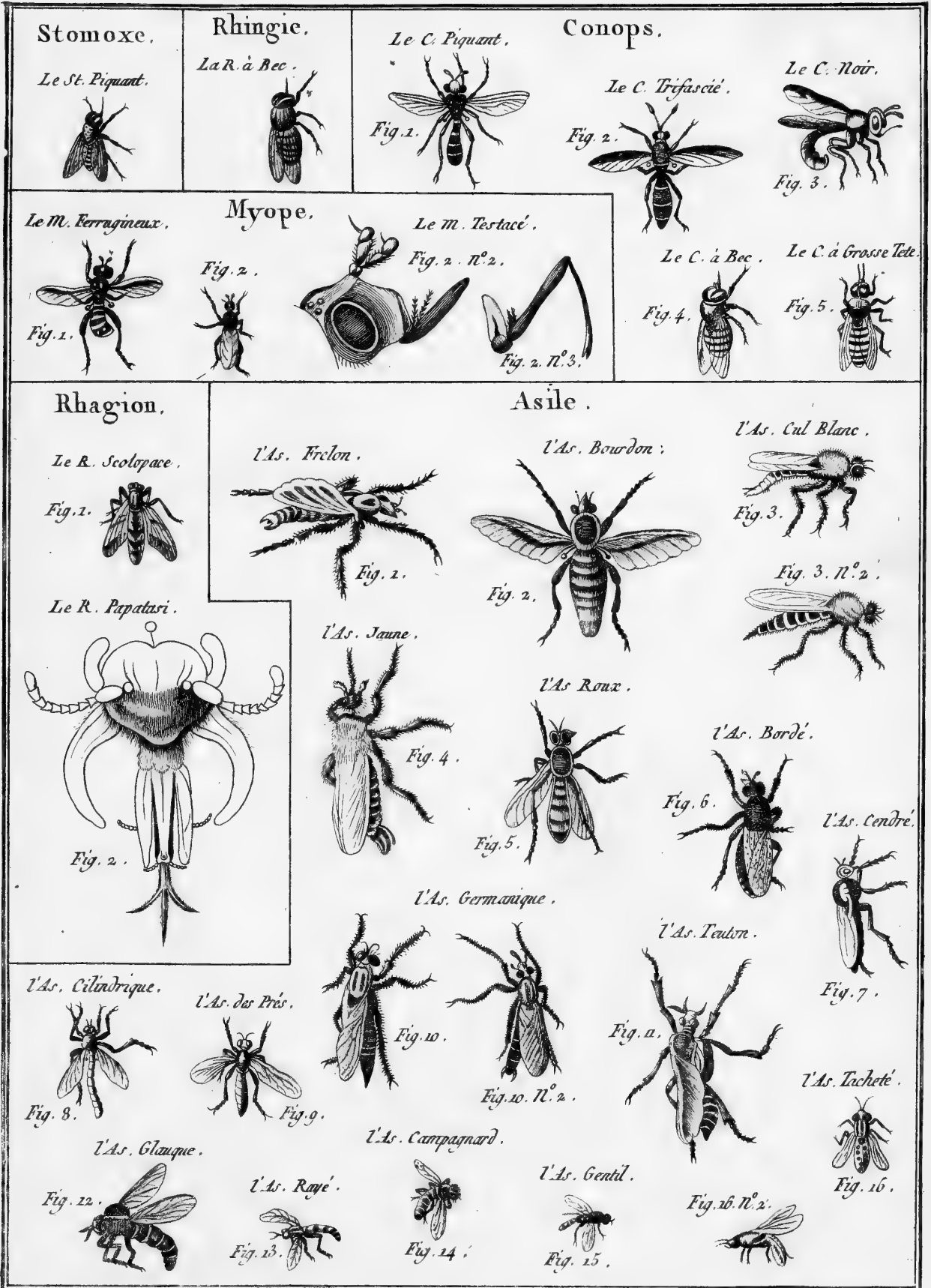




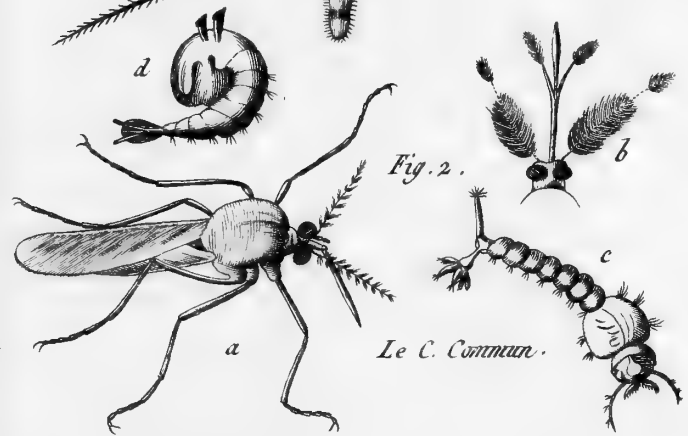
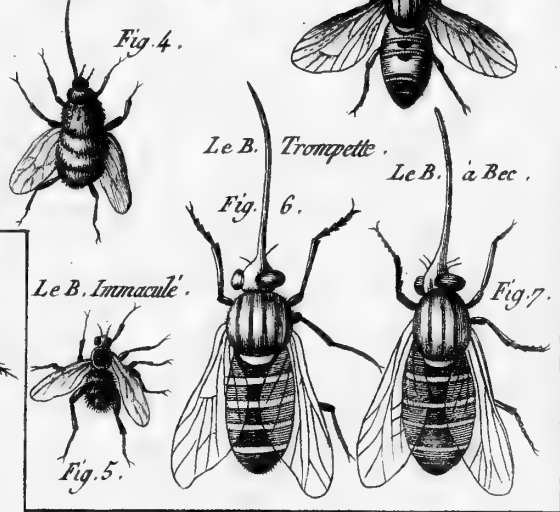
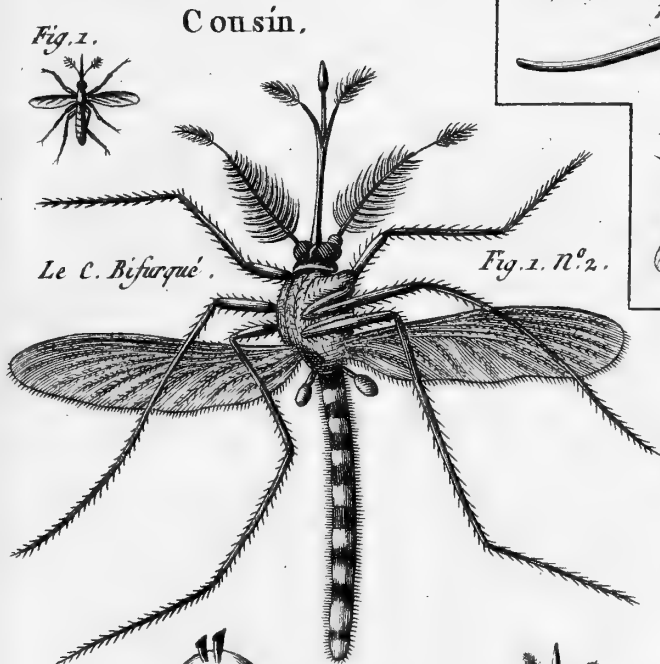

Fig. 18.

Fig. 15.

La M. Gentille .








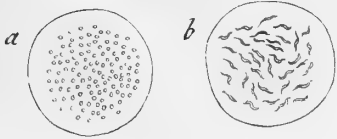


Fig. 1.



La Puce Irritante.




Fig. 2.



Fig. 3.



Fig. 4.



Fig. 5.

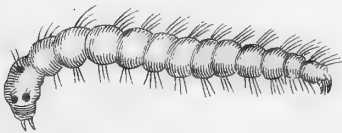


Fig. 6.

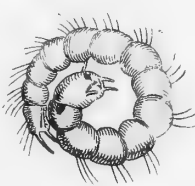


Fig. 7.

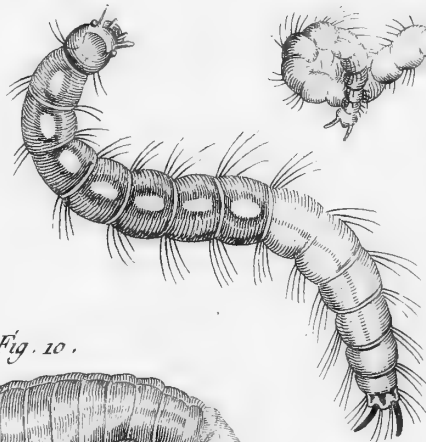


Fig. 8.




Fig. 9.

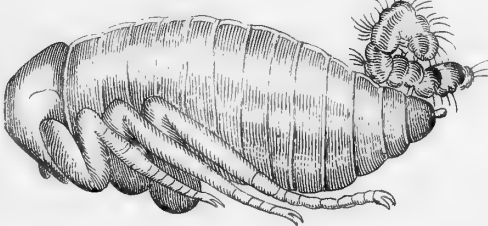


Fig. 10.

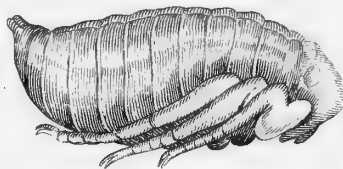


Fig. 11.

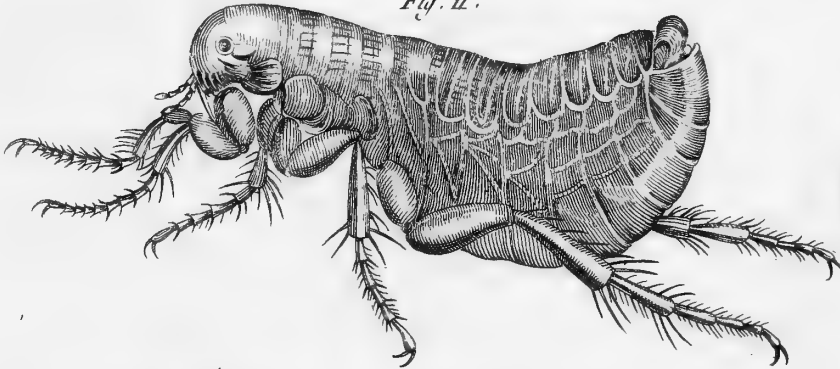


Fig. 13.

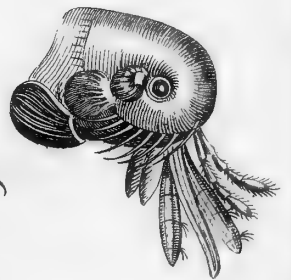


Fig. 12.

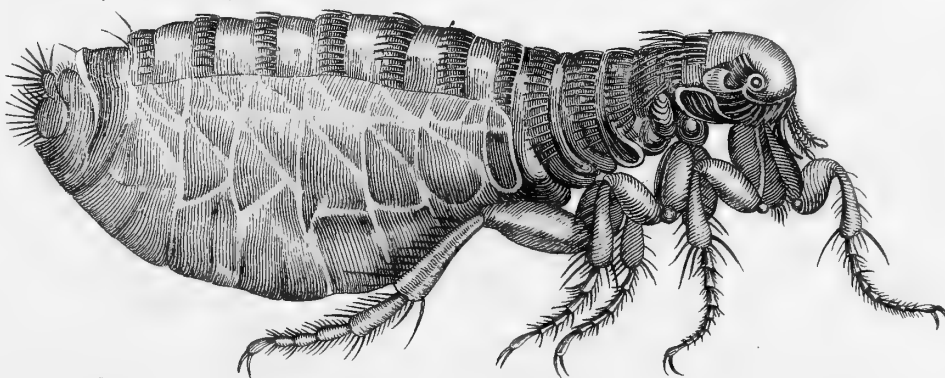



Fig. 14.





La Puce Penetrante.

Fig. 1.

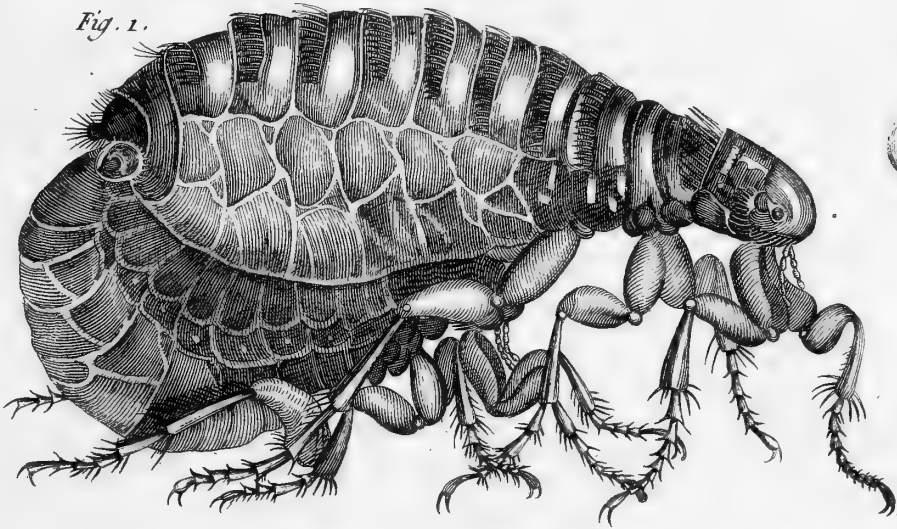


Fig. 2.

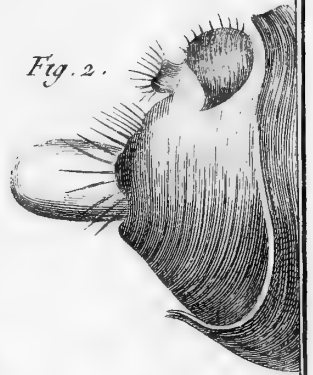


Fig. 3.



Fig. 5.

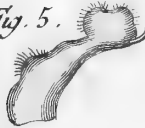


Fig. 4.

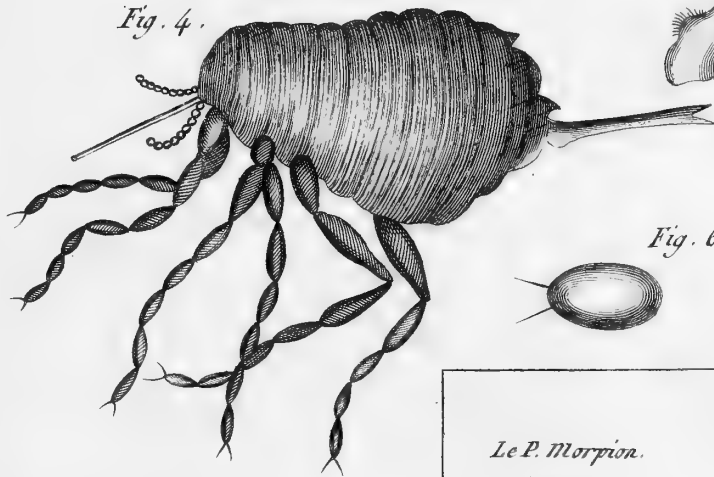


Fig. 6.

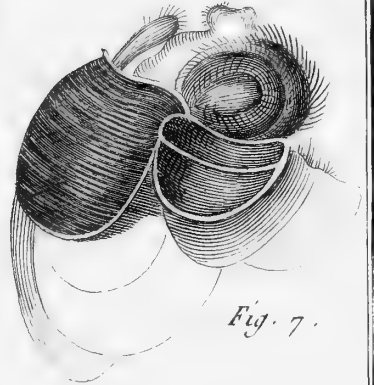


Fig. 7.

Pou

Le P. Morpion.



Fig. 2.

Le Pou Humain.

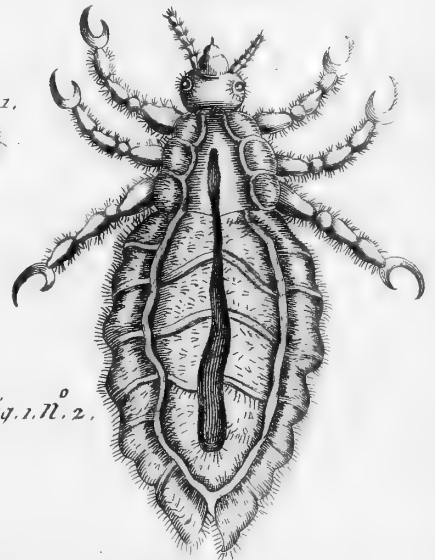


Fig. 1.

Fig. 1. N. 2.

Le P. de l'Ane.

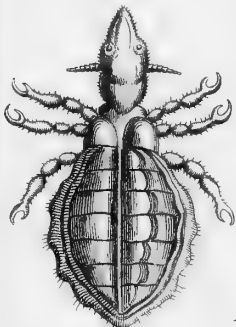


Fig. 5.

Le P. du Cerf.



Fig. 4.

Le P. du Chameau.




Fig. 3.

Le P. de l'Abaille.

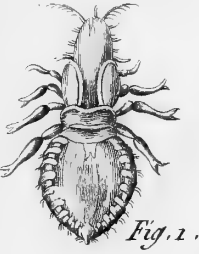


Fig. 6.

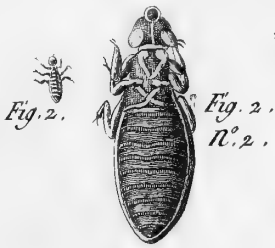




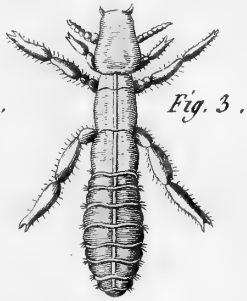
Le P. des Faucons.



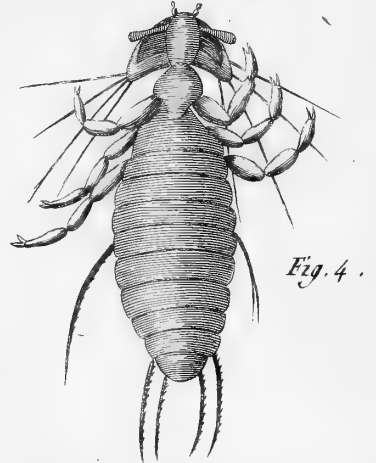
Le P. de l'Oie.



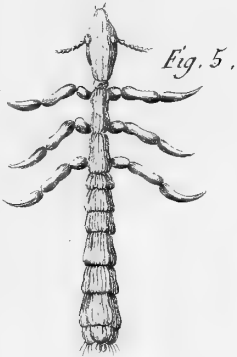
Le P. du Cygne.



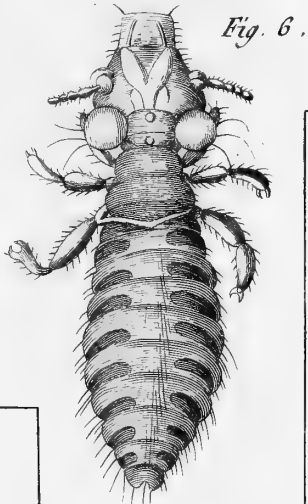
Le P. de l'Alouette.



Le P. du Pigeon.

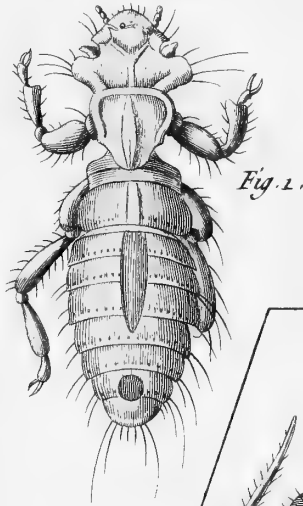


Le P. du Pinçon.

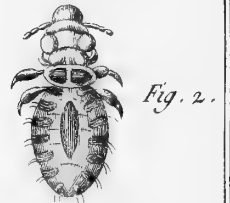


Le R. du Groëland

Ricin.



Le R. du Harle.



Forbicine.

Fig. 1.

La F. Argentée.

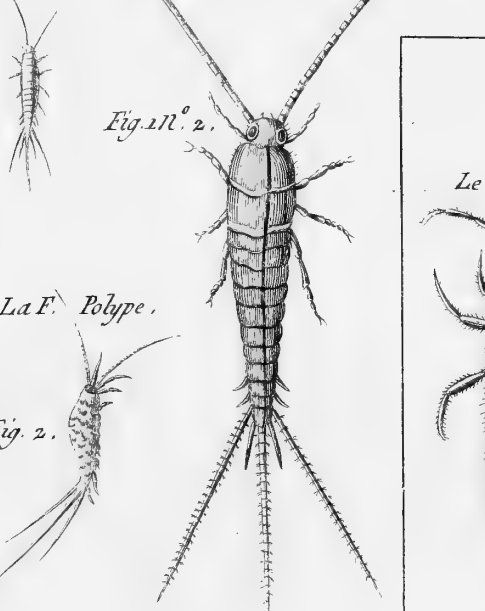


Fig. 1. N. 2.

La F. Polype.



Fig. 2.

Podure.

Le P. Plombé.



Fig. 2.

Le P. Noir.

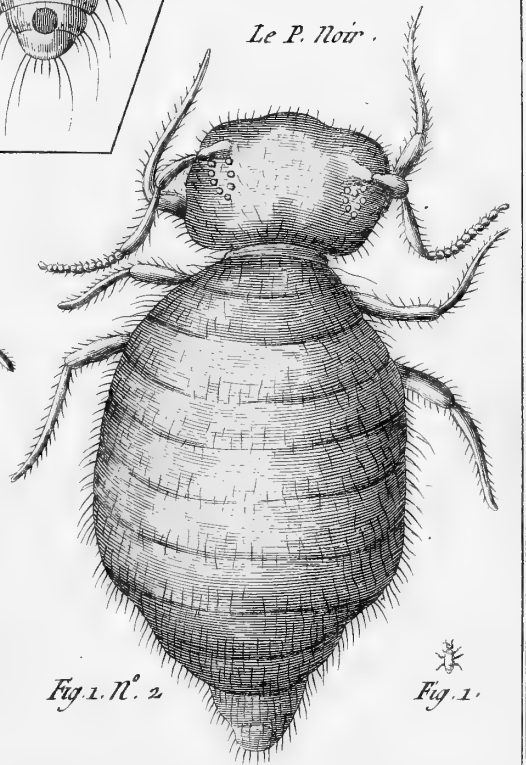


Fig. 1. N. 2

Fig. 1.

Le P. des Arbres.

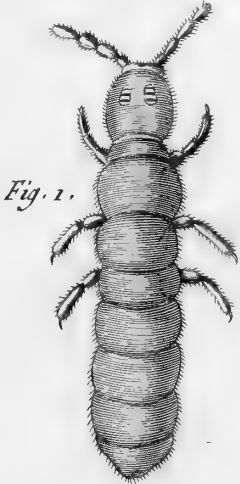


Fig. 1.

Le P. Vêtu.



Fig. 2.

Fig. 2. N° 2.

Le P. Ambulant.



Fig. 3.

Le P. Finctere.




Fig. 5.

Le P. Gris.

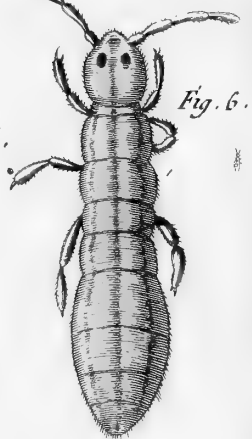


Fig. 6.

Le P. Aquatique.



Fig. 4.

Mitte

La M. Grosse.



Fig. 1.

La M. Vert dorée.



Fig. 2.

La M. Redure.



Fig. 3.



Fig. 3. N° 2.

La M. Americaine.



Fig. 4.



Fig. 4. N° 2.

La M. Fileuse.

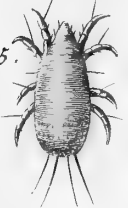


Fig. 5.

La M. des Moineaux.

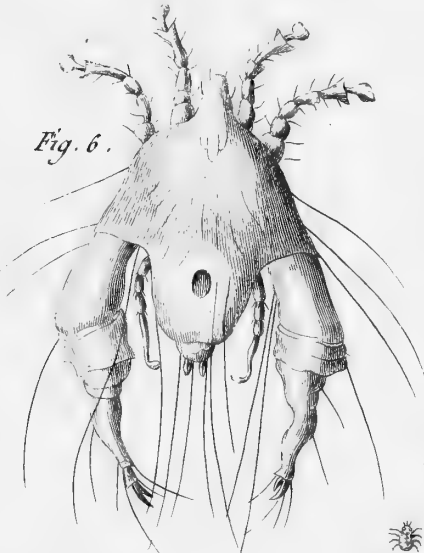


Fig. 6.

La M. Cuirassée.

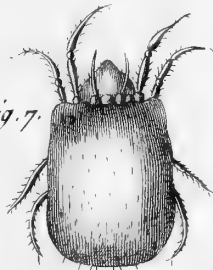


Fig. 7.

La M. Ricinoïde.

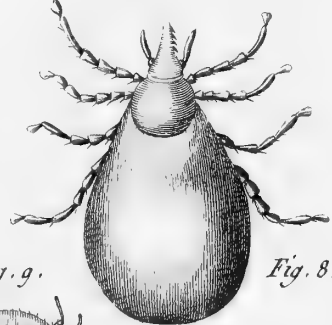


Fig. 8.

Fig. 9.

Fig. 8. N° 2.

La M. des Baies.

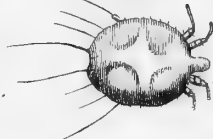


Fig. 11.

La M. Ulcereuse.

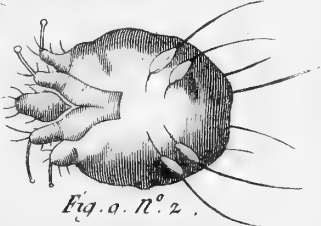


Fig. 9. N° 2.

La M. Siron.

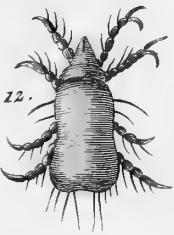


Fig. 12.

La M. à longues Antennes.

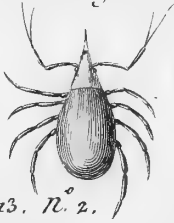


Fig. 13. N° 2.

Fig. 13.

La M. Pale.



Fig. 14.

La M. des Mouspes.



Fig. 10.

Trombidion.

La T. Aranoïde.



Fig. 1.

Le T. Aquatique.



Fig. 2.

a



c




Fig. 1.



Fig. 2.



Fig. 3.

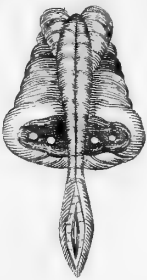
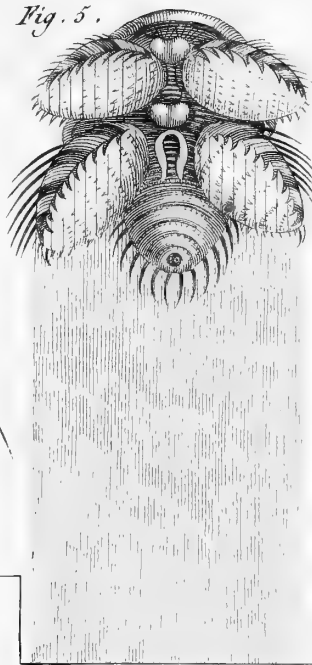


Fig. 4.



Fig. 5.



Le Trom. Saline.

Fig. 6.

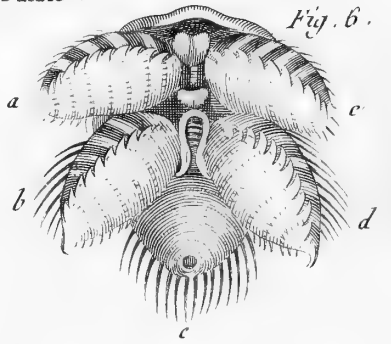
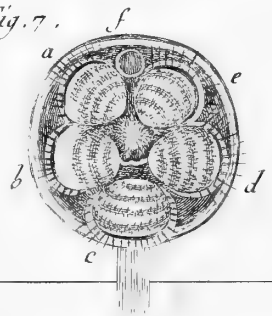


Fig. 7.



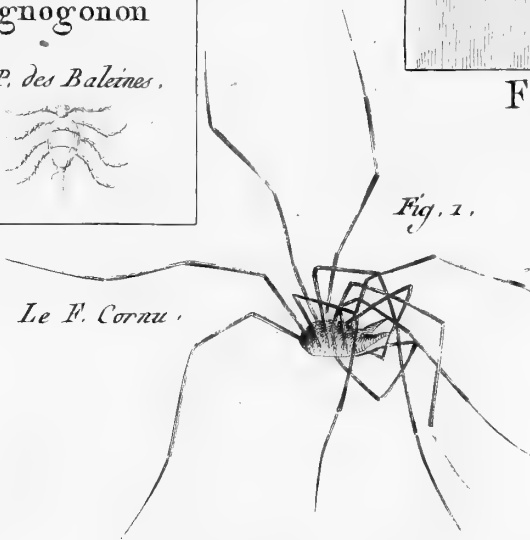
Pignogonon

Le P. des Baleines.



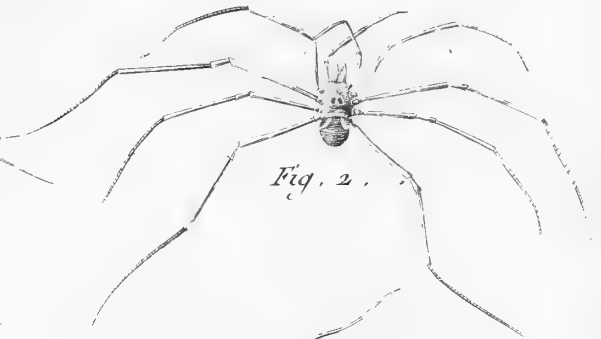
Faucheur.

Fig. 1.



Le F. Cornu.

Fig. 2.



Araignée.

Fig. 3.



L'A. Fasciée



Fig. 4.





Fig. 1. La Porte - Croix .



Fig. 2.



Fig. 4.

L'A. Marbrée .

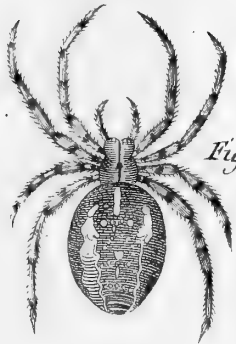


Fig. 3.



Fig. 5.

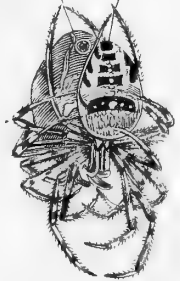


Fig. 6 .

L'A. Angulaire .

L'A. Orangée .

Fig. 7 bis .

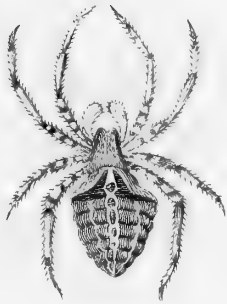


Fig. 7 .

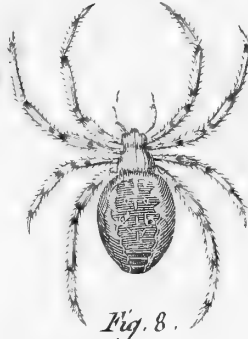


Fig. 8 .

L'A. Ombree .



Fig. 9 .

L'A. Cucurbitine .



Fig. 10 .

L'A. Porte - Feuille .

L'A. Quadrille .




Fig.



Fig. 12 .

Fig. 11 .



L'A. Découpée .

L'A. Patte - Etendue .

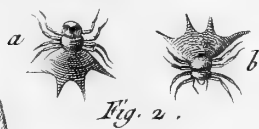


Fig. 13 .





l'A. Tétracante,



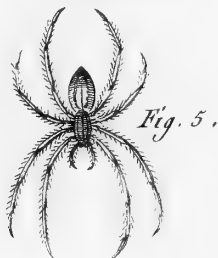
l'A. Pyramidale,



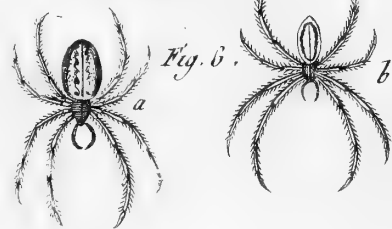
Fig. 4.



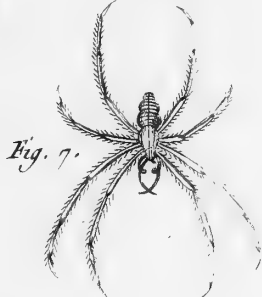
l'A. Couronnée,



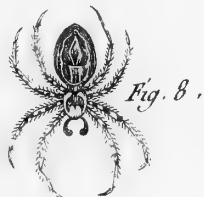
l'A. Purpurine,



l'A. Triangulaire,



l'A. Ondée,



l'A. Montagnarde,



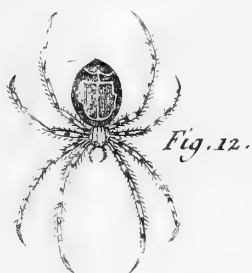

l'A. Lanulée,

l'A. Marron

l'A. à Nervures,



l'A. Crochue,



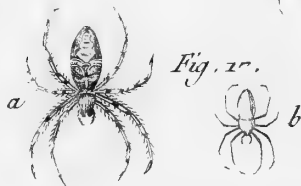
l'A. Bipopictée,



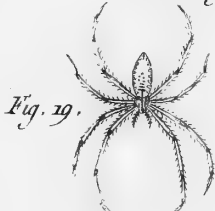
l'A. à six-Yeux,



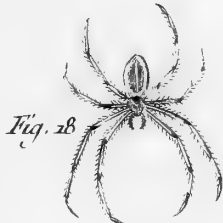
l'A. Formose,



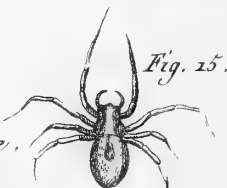
l'A. Rayée,



l'A. Ovale,



l'A. Atroce,

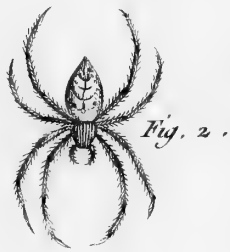




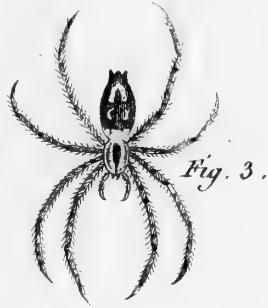
l'A. Celeriére .



l'A. Boursofflée .



l'A. Domestique .



l'A. Satinée .



Fig. 4 tertio .



l'A. Labyrinthe .



Fig. 5 .



l'A. Aviculaire .

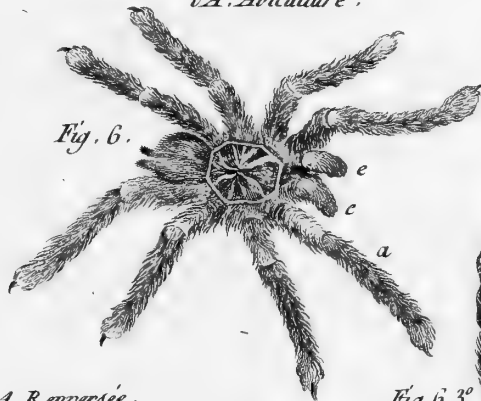


Fig. 6 .

Fig. 6 bis .

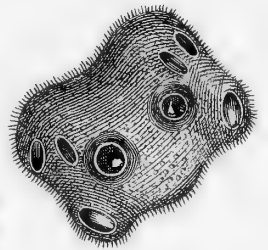


Fig. 6. 3° .



Fig. 6. 4° .



l'A. Renversée .



Fig. 7 .

l'A. Dentelée .



Fig. 8 .



Fig. 9 .

l'A. Française .



Fig. 11 .

l'A. Agraire .

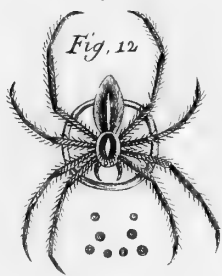


Fig. 12 .

Fig. 12 bis .



l'A. Tarantule .

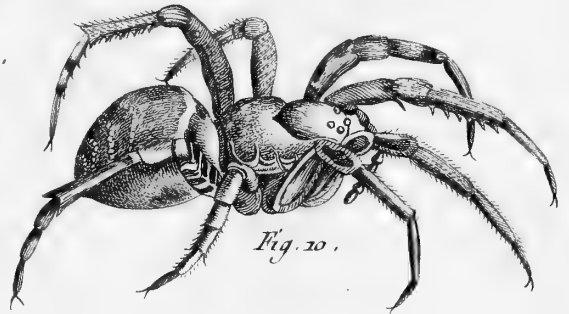


Fig. 10 .

l'A. Litterale .



Fig. 13 .

Fig. 13 bis .



l'A. Bordée .



Fig. 14 .

l'A. Campagnarde .



Fig. 15 .


l'A. Porte - Sac .



Fig. 16 .



Fig. 16 bis .



l'A. Enfumée.

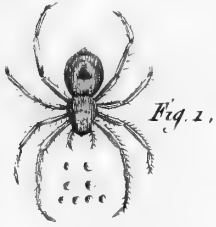


Fig. 1.

l'A. Vagabonde.

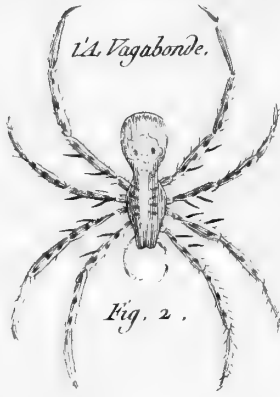


Fig. 2.

l'A. Alongée.

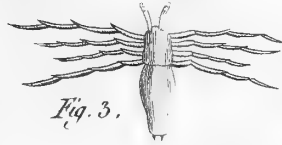


Fig. 3.

l'A. Ouvrière.

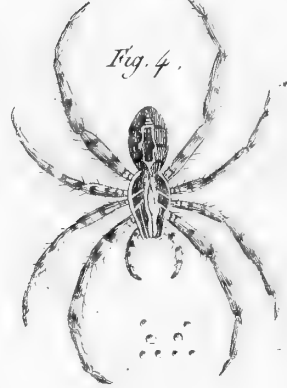


Fig. 4.

l'A. Forestière.

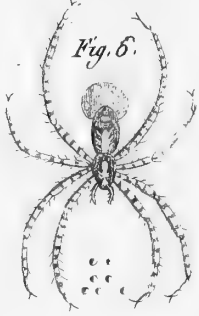


Fig. 6.

Fig. 6. bis.



l'A. Carenée.



Fig. 7.

l'A. Locataire.

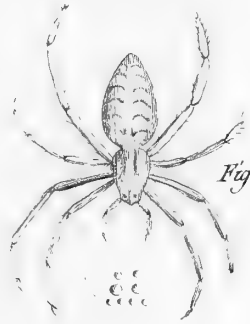


Fig. 5.

l'A. Obscure.

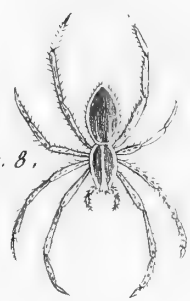


Fig. 8.

l'A. Lugubre.

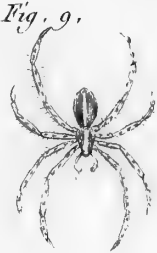


Fig. 9.



Fig. 9. n° 2.

Fig. 7. n° 3.



Fig. 7. n° 2.



l'A. Minime.

Fig. 10.



l'A. Chevronnée.



Fig. 11.

l'A. à taches Blanche.

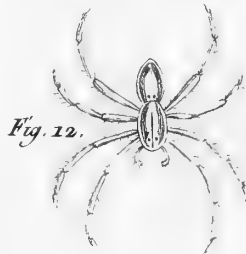


Fig. 12.

l'A. Corsaire.

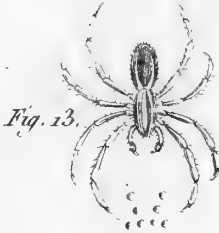


Fig. 13.

l'A. Pêcheur.

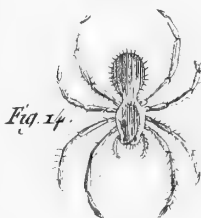


Fig. 14.

l'A. Pointillée.



Fig. 15.

l'A. Du Pin.

Fig. 16.



l'A. Moustue.



Fig. 18.

l'A. Grosse-Patte.



Fig. 17.

l'A. Striée.



Fig. 19.

Fig. 19. n° 2.



l'A. Marquée.



Fig. 20.

l'A. à Turrière.



Fig. 22.

l'A. Ponctée.



Fig. 21.

l'A. Cordiforme.




Fig. 23.

l'A. Raucille.



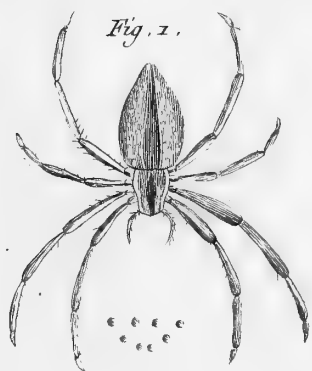
Fig. 24.

Benard Directeur.



l'A. Verdâtre.

Fig. 1.



l'A. Citron.

Fig. 3.

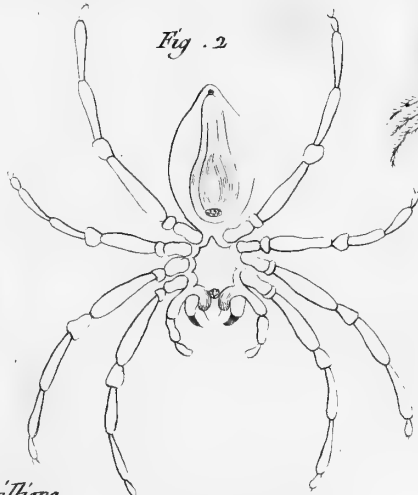


l'A. Rurale.

Fig. 4.



Fig. 2.



l'A. Tigrée.

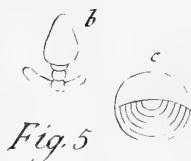


Fig. 5

l'A. Flamboyante.



Fig. 6.

l'A. Fourmillière.



Fig. 7.

l'A. Huppée.



Fig. 8.

l'A. Rose.

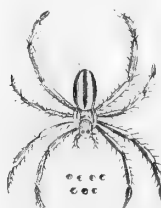


Fig. 9.



Fig. 9. bis.

l'A. Aquatique.



Fig. 10.

Fig. 10 bis.



l'A. Lobée.

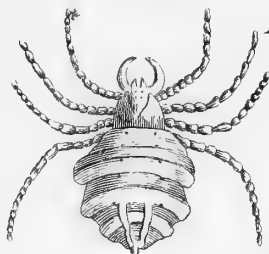


Fig. 11.

Fig. 11. bis.



l'A. Phragmite.

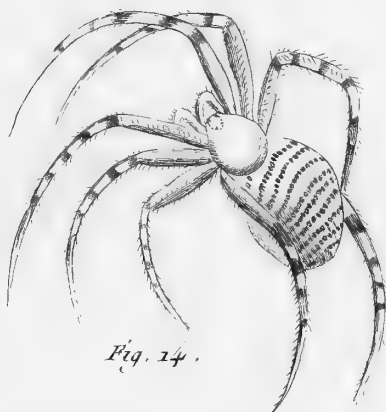


Fig. 14.

l'A. Florentine.



Fig. 12.

l'A. à Quatre Taches.



Fig. 13.



Fig. 13 bis.

l'A. Maçonne.




Fig. 16.

l'A. à Trois Points.



Fig. 15.



Le Galeode Araneoide .

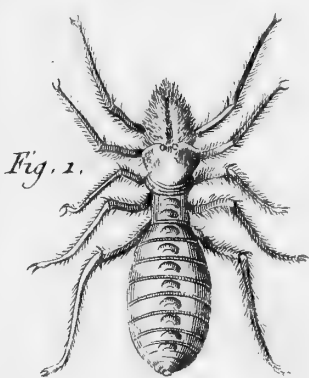


Fig. 1.

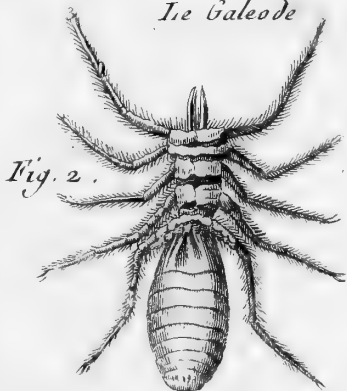


Fig. 2.



Fig. 3.



Fig. 4.



Fig. 5.

Scorpion .

Le Sc. d'Afrique .

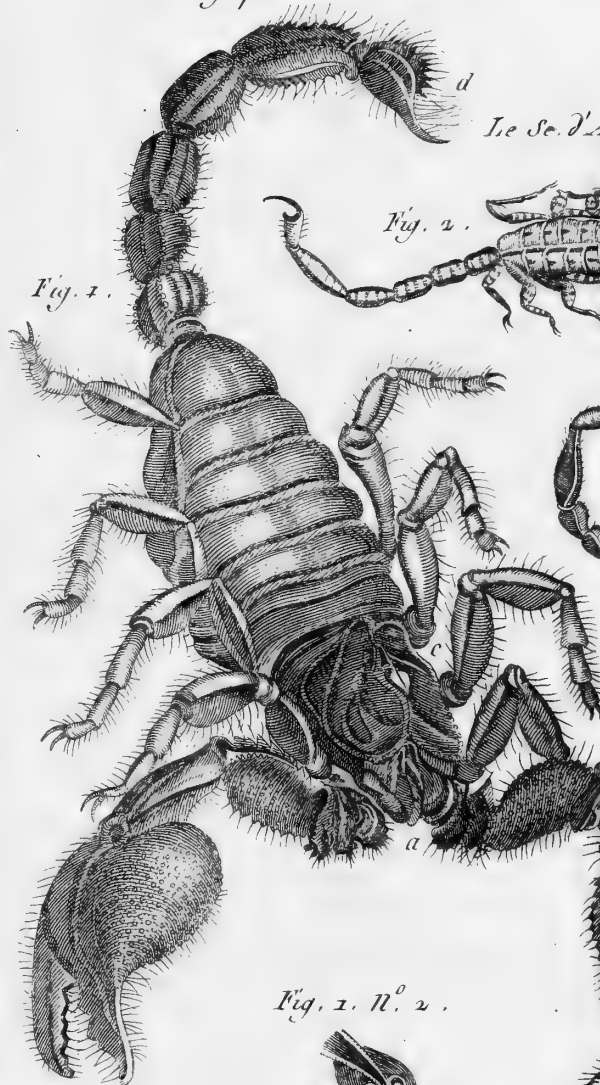


Fig. 1.

Le Sc. d'Amerique .



Fig. 2.

Le Sc. Maure .



Fig. 3.



Fig. 3. N. 2.

Le Sc. d'Europe .



Fig. 4.

Fig. 1. N. 2.

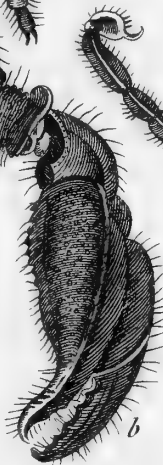

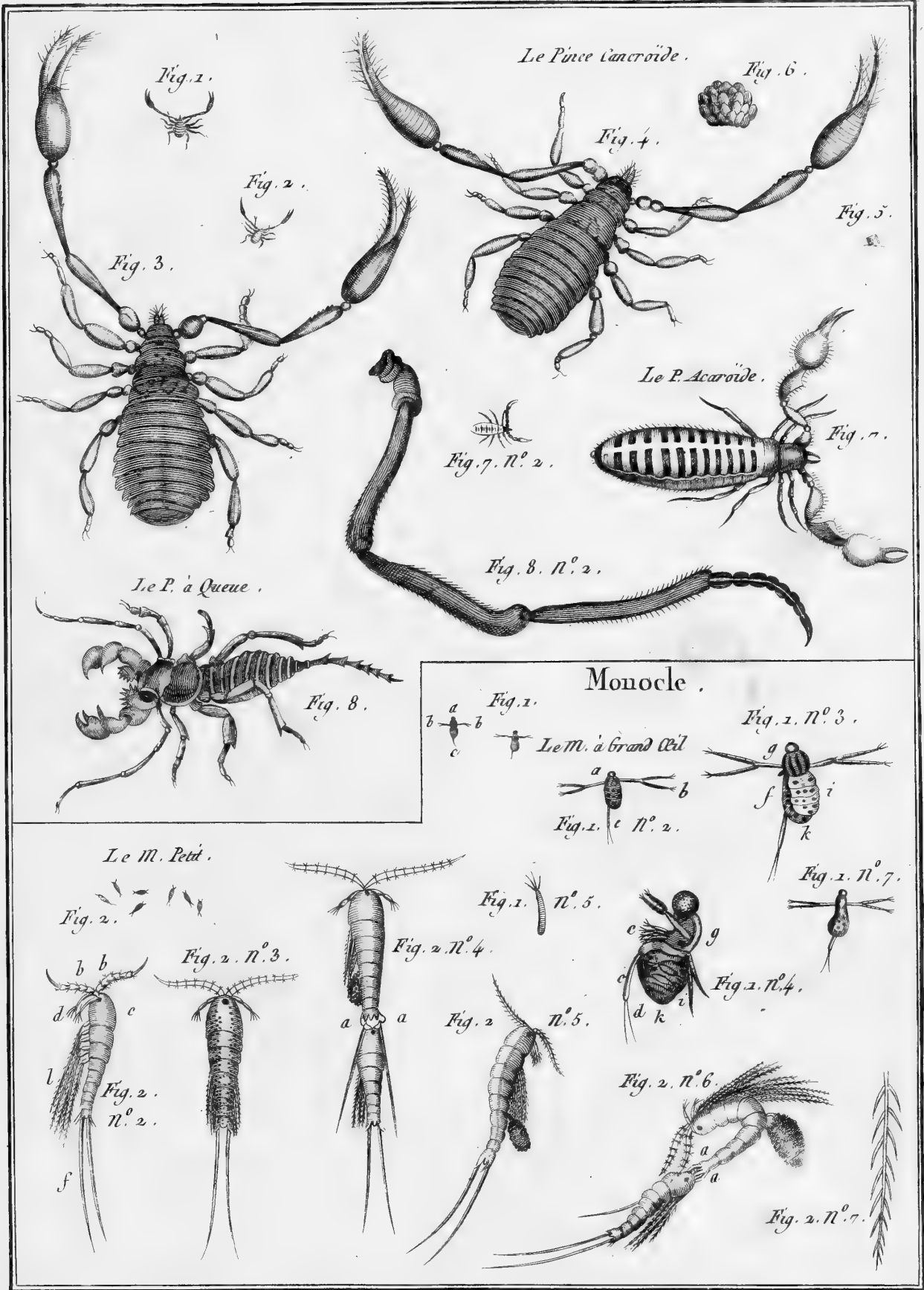

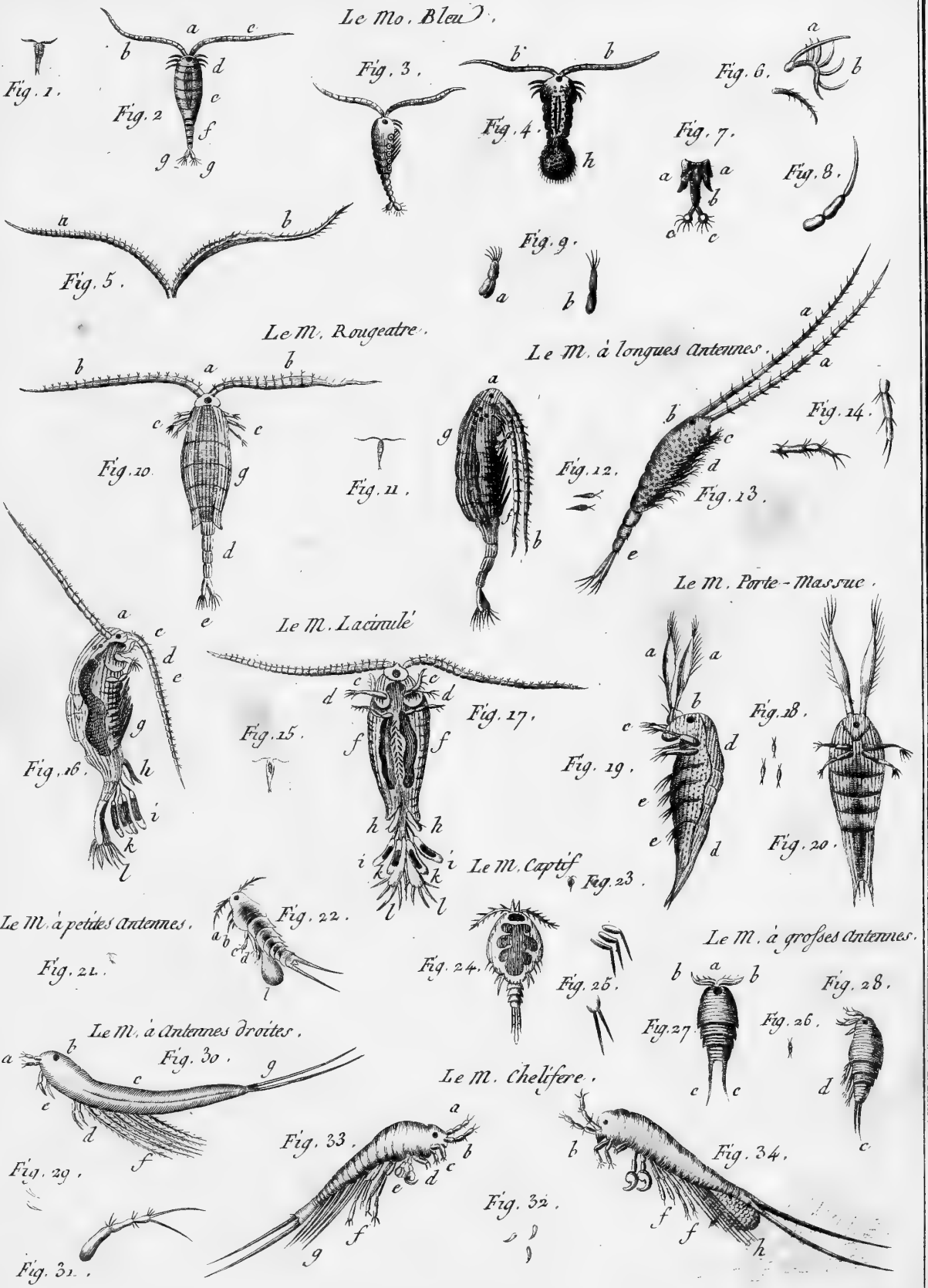



Fig. 4. N. 2.



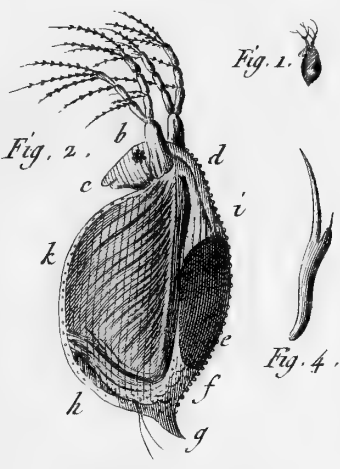




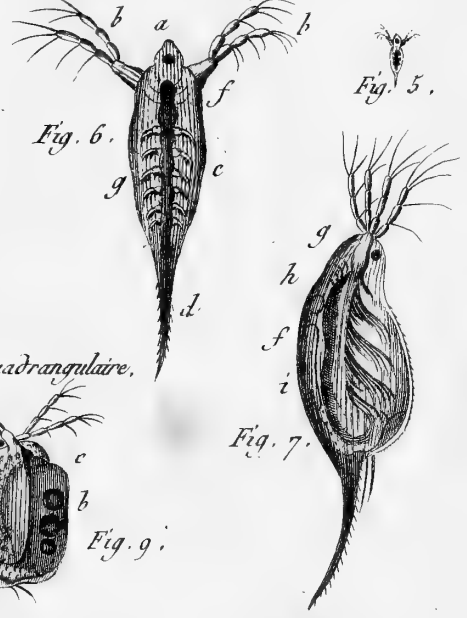




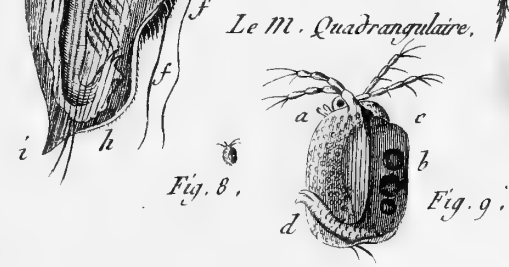
Le Mon. Puce.



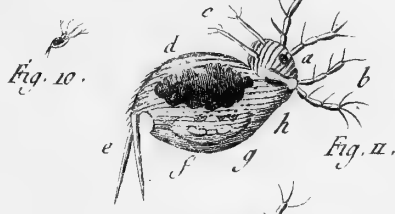
Le Mon a longue Epine



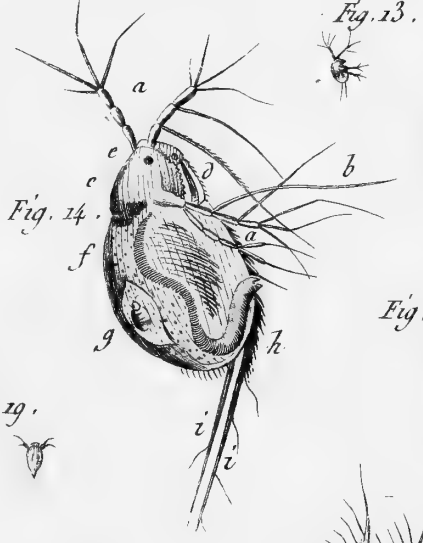
Le M. Quadrangulaire.



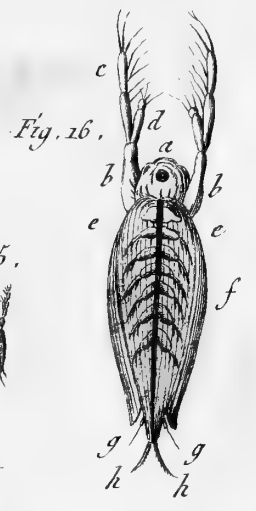
Le M. Rectirostre.



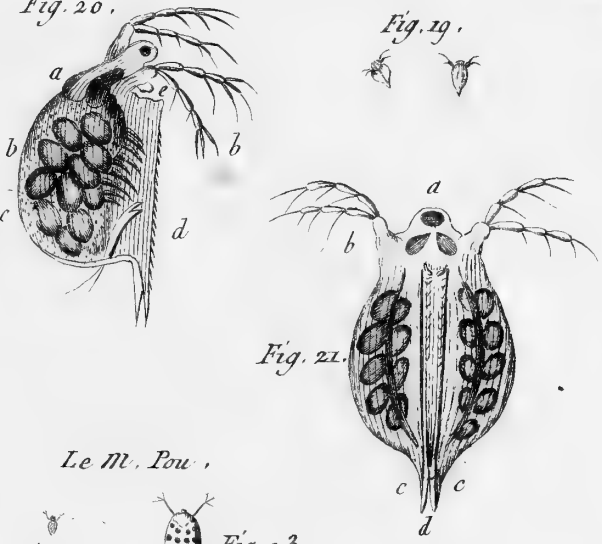
Le M. Curvirostre.



Le M. Crystallin.




Le M. Mucroné.



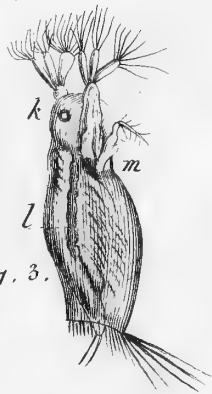
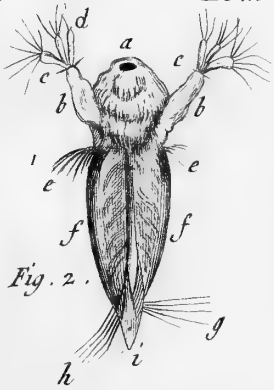
Le M. Pou.



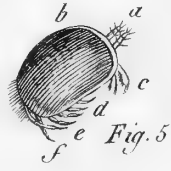
Benard Dircxit.



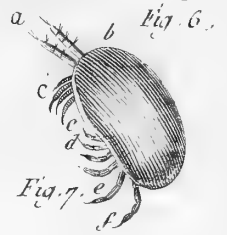
Le M. Porte - Soie .



Le M. Verd .



Le M. Jaune .



Le M. Bossu .



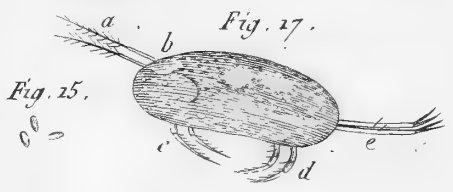
Le M. Jaunalre .



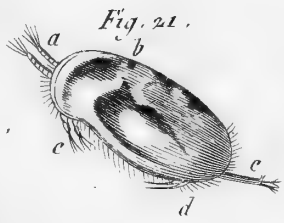
Le M. Bipustale' d Fig. 14 .



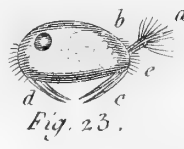
Le M. Decouvert .



Le M. Orne'



Le M. Velu .



Le M. Veuif .



Fig. 20.

Le M... Coquille ?

Fig. 30.



Le M. Raye' .

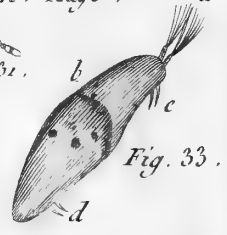


Fig. 37.

Le M. Moine .

Fig. 36.



Le M. Satyre) ,

Fig. 38 .

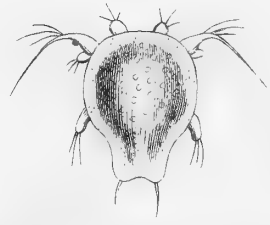


Fig. 40.

Le M. Epais ,

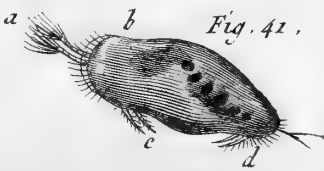
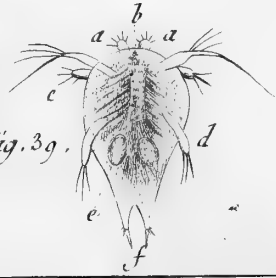


Fig. 39.





Le M. Silene.

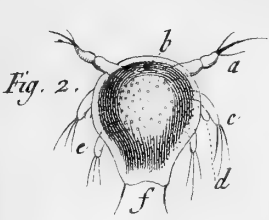


Fig. 1.

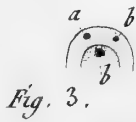


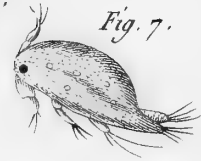
Fig. 6.

Le M. Faune.



Fig. 5.

Fig. 7.

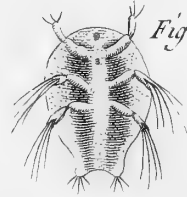


Le M. Manas.

Fig. 9.



Fig. 8.



Le M. Bacchus.

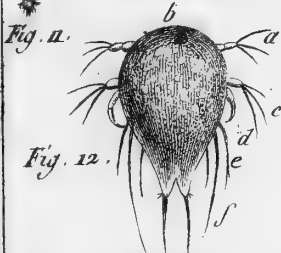
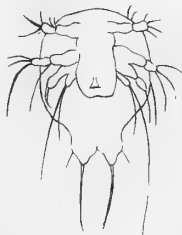


Fig. 13.



Le M. à Bractées.

Fig. 14.



Fig. 15.

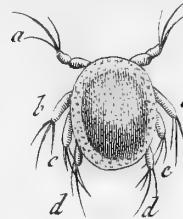


Fig. 17.



Le M. Thyas.



Fig. 17. Le M. Sauteur.

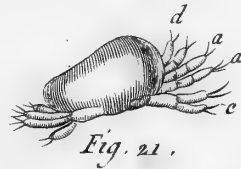
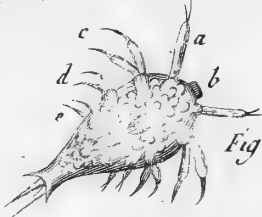


Fig. 21.

Le M. des Poissons.

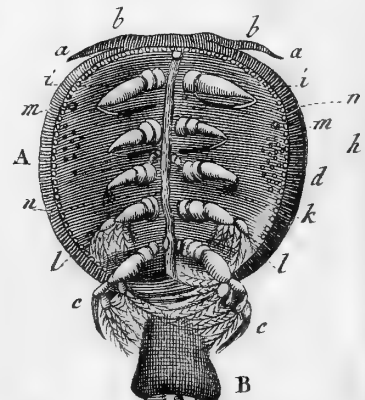


Fig. 29.

Le M. Charon.



Fig. 18.

Fig. 19.

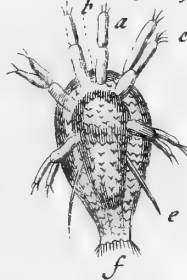


Fig. 20.



Fig. 28.



Le M. Porte-Plume.

Fig. 27.



Fig. 25.



Le M. Armé

Fig. 24.

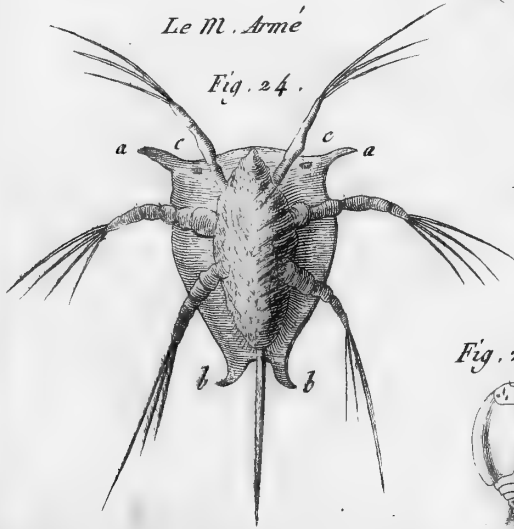



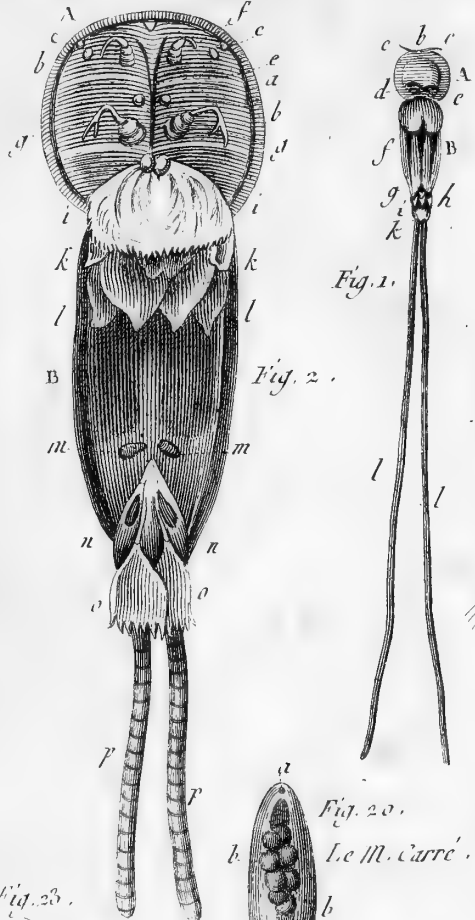
Fig. 26.





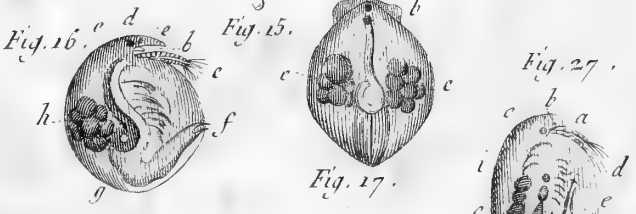
Le M. Prolongé.

Le M. Courte Queue.



Le M. Carré.

Le M. Spherique.



Le M. Trigonelle.

Le M. Longue queue.



Le M. Tronqué.

