



Natural History Museum Library



000175597

*Serials S.11*





THE  
ENTOMOLOGIST'S  
WEEKLY INTELLIGENCER

FOR

1860—61.

OCTOBER—MARCH.

VOL. IX.



LONDON:

E. NEWMAN, 9, DEVONSHIRE STREET:  
W. KENT & CO., 51 & 52, PATERNOSTER ROW.

1861.

LONDON :

PRINTED BY E. NEWMAN, 9, DEVONSHIRE STREET, BISHOPSGATE.

TO

J. O. WESTWOOD, ESQ., M.A., F.L.S.,

HOPE PROFESSOR OF ZOOLOGY AT OXFORD,


FOR HIS UNTIRING LABOURS

IN THE VAST FIELD OF ENTOMOLOGY

THIS VOLUME IS DEDICATED,

AS A TOKEN

OF RESPECT.





# THE ENTOMOLOGIST'S WEEKLY INTELLIGENCER.

No. 209.]

SATURDAY, OCTOBER 6, 1860

[PRICE 1d.]

## TEN YEARS AGO.

It sounds strange now, but ten years ago we had not bred a single species of the genus *Nepticula*, nor had we made personal acquaintance with any of the larvæ of that genus.

A letter written in October, 1850, recording the doings of a larva-hunter, makes no allusion to such things as leaves mined by larvæ of *Nepticula*. This is an age of progress; why now we have hundreds of collectors who have bred their own *Nepticulae*, and it is probably within the mark when we say that a hundred thousand specimens of this genus have been reared from the larvæ, in England alone, during the last eight years.

Many of our younger readers who had no personal knowledge of the state of Nepticulology ten years ago will have some difficulty in realizing to themselves the facts which we are stating.

Each new discovery is so speedily assimilated by the advancing ranks of entomologists that its novelty is soon lost sight of, and in a few years it

becomes almost impossible to realize that there was a time when this or that fact was unknown.

The year 1852 was the great year for finding *Nepticula* larvæ in this country, and comparatively few new larvæ have been found by us since then. The first breaking up of new ground always yields the most productive crop, and it is not to be expected that one should continue to find novelties at a constantly increasing rate of discovery.

When the *modus operandi* of a genus is once understood, it follows, from a simple process of the inductive faculties, that we examine each tree, shrub or plant for indications of such *modus operandi*; hence, looking on oak, elm, birch, beech, nut, &c., leaves for *Nepticula* mines we speedily find them, and our list of British trees and shrubs is soon told; we thus hurriedly quarry the mine and exhaust the richest vein at once; then there follows only the more laborious process of working out the smaller and less profitable veins.

This is what we are now doing in our researches for *Nepticula* larvæ; the search is now almost confined to low

plants, and from them all the more recent discoveries of species have been made.

Our readers will find, in another page, some further remarks on this subject, and we have only therefore to remind them that *this* is the principal month for the larvæ of the genus *Nepticula*.

THE ENTOMOLOGIST'S WEEKLY INTELLIGENCER may be obtained

WHOLESALE of E. Newman, 9 Devonshire Street, Bishopgate, and of W. Kent & Co. 51 & 52 Paternoster Row.

RETAIL of James Gardner, 52 High Holborn; H. J. Harding, 1 York Street, Church Street, Shoreditch; A. W. Hockett, 3 East Road, City Road; W. Weatherley, High Street, Peckham; C. J. Cribb, 8 Westbourne Grove, Bayswater; W. Cull, 34 Henry Street East, St. John's Wood.

At Beverley, of John Ward, News Agent, &c. 'Recorder' Office.

At Birmingham, of Robert Burns, 63 Edmond Street.

At Brighton, of John Taylor, News Agent, &c. 86 North Lane.

At Cheltenham, of C. Andrew, 129 High Street.

At Darlington, of M. Simonson, News Agent, Bondgate.

At Hemel Hempstead, of H. Salter, Bookseller, &c. High Street.

At Huddersfield, of J. E. Wheatley and Co., Booksellers, 18 New Street.

At Kingston-on-Thames, of W. Bryden, Bookseller, &c. Apple Market.

At Leeds, of J. Fox, Bookseller, &c. Boundary Terrace, Burley Road.

At Maidstone, of Messrs. Nicholsons, Brothers, Printers, &c. 31 Mill St.

At Middleton, of John Fielding, Bookseller, Wood Street.


At Oldham, of John Holt, Bookseller, 6 George Street.

At Rotherham, of H. Carr, Bookseller, Bridge Street

At Sheffield, of C. K. Jarvis, News Agent, Post Office, Barker's Pool.

At Worcester, of G. Morgan, Bookseller and News Agent, Little Angel St.; and of J. Pegg, Bookseller and News Agent, 20 Mealcheapen Street.

At York, of Robert Sunter, 23 Stonegate.

 Country Newsvenders who have this paper on sale are requested to send us their names and addresses to be added to the above list.

*All communications to be addressed to MR. H. T. STANTON, Mountsfield, Lewisham, near London, S.E. No notice will be taken of anonymous communications.*

EXCHANGE.—The charge for lists of duplicates and desiderata remains as before—

	<i>s. d.</i>
Under half a column . . .	0 6
Above half a column, but under half a page . . .	1 0
Above half a page, but under a page . . . . .	2 0

Correspondents will therefore please enclose stamps for these amounts when they send notices which belong to the heading of "Exchange."

CHANGE OF ADDRESS.—As I am leaving Kentish Town, my address in future will be—W. B. PRYER, *Farfield House, Broome Hill, near Sheffield; October 2, 1860.*

## TO CORRESPONDENTS.

ST. DENNIS.—Half a column will be eight shillings.

## CAPTURES.

## LEPIDOPTERA.

*Capture of Charocampa Celerio at Nottingham.*—On Saturday evening last a party of workmen brought a large moth to the Museum of the Natural History Society for identification. Their capture was eagerly compared with the occupants of the case, and to the evident delight of its owners found to tally exactly with one of them (*C. Celerio*), with the exception that it had “no horns.” It had been taken in a factory in the town, into which, from the partiality of its species for light, it had no doubt been attracted by the glare of what the Lancashire operatives term “the manufacturer’s sun,” too close contact with which had probably deprived it of its antennæ.—G., Nottingham, Sept. 24.

*Charocampa Celerio at Wakefield.*—At the meeting of our Naturalists’ Society on Thursday last, a splendid specimen (alive) of *C. Celerio*, as if just emerged from the pupa, was exhibited by Mr. Talbot. It was in excellent condition, and did not appear to have made use of its wings.—H. S. ROXBURY, *Hon. Secretary*, Wakefield; October 1.

*Dosithea Eburnata turned up again.*—Having taken one of the above insects on the last day of July, 1856, near Conway, I have visited the locality every year since,—last year three times and three times this year,—and, after hunting, beating, mothing, sugaring, smoking and all the other “-ings” I could think of I found one sitting (not “on a rail”), but on the wall on Bangor New Road, about half way between Conway and the large

rock that projects out into the Irish Sea, opposite Puffin Island. My old friend Mr. Gregson was with me when I found it, and he had the pleasure of setting it—and that was his share: this was on the 8th of August, 1860.—THOMAS HAGUE, “*Dog and Partridge*,” Staleybridge; September 24.

*Captures at Ranworth.*—I have been staying at Ranworth during the last three weeks, and the following are some of my principal captures—all made in a boat, as the floods prevented my walking about, so they were taken at light:—

Acronycta Leporina (2).

Meliana Flammea (1).

Leucania Phragmitidis.

Nonagria Fulva (varieties from white to chesnut, also a nice spotted variety).

Nonagria Neurica (4).

... Cannæ (from larvæ and pupæ on *Typha* stems). The head of the pupa is always upright in the stem, whereas in *Typhæ* it is always down.

A striped larva feeding at the roots of the reed, not yet made out. I shall be happy to send this to any entomologist to determine and describe.

Paraponyx Stratiotialis.

Crambus Selasellus.

Chilo Paludellus (or *Obtusellus*). Three very fine; not taken since 1857.

Chilo Muconellus.

... Gigantellus (many varieties).

Eudorea Phæoleuca (3).

Cryptoblabe Bistriga (6).

Myelois Pinguis.

Antithesia Marginana.

Anchylopera Biarcuana.

Peronea Rufana.

... Hastiana.

Sericoris Micana.

Pædisca Sordidana.

Eupœcilia Griscana.

Gelechia Palustrella.

... Arundinetella.

Coleophora Anapitennella.

Laverna Phragmitella.

Elachista Paludum (two bred).

Elachista Cerusella (bred).

Opostega Crepusculella.

Pterophorus Loewii.

... Fuscus.

... Lienigianus.

... Paludum.

I have also taken larvæ of *Simyra Venosa*, *Nonagria Geminipuncta* and *Lutosa* (or *Crassicornis*).—W. WINTER, *Aldeby, near Beccles; Sept. 24.*

#### COLEOPTERA.

*Sweeping, &c.*—I have lately been engaged in the laborious, but not unprofitable, work of sweeping, and have taken several insects new to me. The scene of my operations is a field, or more properly part of a gentleman's park, which this summer has never been mown, and consequently is covered with tall grass and weeds, delighting in every degree of luxuriance, some even reaching over your head. I have worked for several days two hours a day, and, among other things, I have taken—

*Amara spinipes*

*Necrophorus mortuorum*

*Nitidula grisea*

*Byrrhus pilula*

*Anthrenus muscorum*

*Anthophagus pallens*

*Chrysomela staphylea*

... *geminata*

*Phædon fastuosa*

*Cryptocephalus pusillus* (in several varieties)

*Longitarsus verbasci*

*Haltica Euphorbiæ*

... *fuscicornis*

*Sphæroderma testacea*

*Hypera variabilis*

... *nigrirostris*

*Ceuthorhynchus erysimi*

... *constrictus*

*Orchestes melanocephalus*

*Coccidula rufa*.

I have also taken—

*Callidium variabile*,

*Donacia cincta*,

*Seydmænus tarsatus*,

and hosts of Staphs, some of them, no doubt, good, if I only knew the names.—

RICHARD TYRER, jun., *Hill House, Eye; September 21.*

---

#### OBSERVATIONS.

---

*Larva of Cosmopteryx Eximia.*—In this week's 'Intelligencer,' speaking of Zeller's *Druryella*, you observe, "Zeller remarks that it occurred amongst raspberry and hop bushes, and there is an impression gone abroad that it (like *Eximia*) mines the leaves of the hop." I send you two extracts from my diary, and hope they will be the means of throwing a light upon this question.

1859.

"17th Aug. Hackney. *Cosmopteryx Eximia.* Collected many larvæ in wild hop leaves.

"19th Aug. Do. Do. Do.

"Observed several yellowish white larvæ, with a brown head and green dorsal line, crawling about the glass cover of the jam-pots along with the marbled larvæ of *C. Eximia*."

These larvæ were precisely shaped like those of *C. Eximia*, but differing, of course, in the markings. When I collected the mined leaves I did not perceive any difference in the mine. Unfortunately, in moving from Haggerstone to Hoxton, the jam-pots containing these larvæ got broken and the contents lost.—CHARLES HEALY, 74, *Napier Street, Hoxton, N.; Sept. 21.*

*Larva of Cosmopteryx Eximia.*—This larva is among those described by Carl von Heyden, in a recent number of the 'Stettin Entomologische Zeitung' (1860, p. 122); as the worthy Senator notes the fact that the beautiful rosy livery of the

larva is only assumed after the larva is quite full fed (a fact which I have this year verified myself), I deemed a translation of Von Heyden's notes would not be unacceptable.

"Larva flat, of nearly equal breadth throughout, dull green, with darker dorsal vessel; the segments rather deeply incised. Head small, very flat, rather triangular, half the breadth of the second segment, shining, yellow, with black eye-spots. Second segment shining, yellowish green. Legs greenish.

"Before its transformation the larva becomes pale yellow, with three deep red longitudinal stripes.

"Pupa narrow, red-brown, with long wing-sheaths.

"The larva mines the leaves of the hop from the end of July to the middle of August. The mines are pale brown, generally linear, yet with several ramifications. They are always on the upper side over a leaf-rib, and are lined internally with white silk. The larva sometimes quits its mine and commences a fresh one.

"The larva winters outside the mine, in a flat, narrow, thin, white cocoon, and changes to pupa in the spring, the perfect insect making its appearance early in June. It occurs round Frankfort in isolated places, but always in abundance.

"It would probably, from its mode of life, never be injurious should it occur in numbers in hop gardens; but I have only met with it on the wild hop."

These notes were written in 1840—twice *ten years ago!*—H. T. STAINTON; September 29, 1860.

#### COLEOPTERA.

*Is Diachromus germanus an indigenous Insect?*—The recent capture of *Diachromus germanus* has raised the question, Has it any claim to rank as an *indigenous* insect? It will be readily admitted that the appearance of this insect having been hitherto confined to that part of the

coast which borders the English Channel would appear to give some warranty for the adoption of such an opinion; but probably, if we place the state of the case briefly in its correct position, a little attentive consideration of the circumstances may be found to shake, if not destroy, such hasty conclusions. If the species is not truly a British one, in what way are we to account for its getting a footing here? Does it fly across the channel, or does it swim? There is certainly another means of transit,—does it avail itself of the shipping, and take a passage on board? This is certainly possible, and we may therefore expect it to land on any spot between the Land's End and the Port of London. Up to the present time it does not appear to have chosen many localities for such a purpose: Kingsbridge, Deal and Hastings are the only spots apparently which it has selected. If we reject the idea of its being conveyed by shipping, let us see what distance it must fly in order to reach the above localities. Kingsbridge, in Devon, is about one hundred miles from the nearest point of the Continent; Deal is about twenty-five; and Hastings not less than forty-five miles: either of these distances, it will be allowed, is a tolerable long flight for little *Diachromus*. I have thus briefly stated the two most obvious means whereby it may be supposed possible that *Diachromus* may reach our shores; I will, in the next place, with equal brevity, state the circumstances under which the capture of the insect took place. The first capture was made on the 2d of September; the second on the 3rd of the same month; for six or seven weeks previous the wind had been from the south, south-west, and occasionally it had veered slightly towards the north, but not once had it gone to the east—the only wind that would have assisted it in its flight had it crossed the Channel. On the day of its capture the wind

changed to the north-west, the sun was bright and hot, which roused all insect-life from the chill which had so long kept them motionless; Staphylinidæ, Curculionidæ, Geodephaga, &c., took wing, and the strong breeze which blew from the north-west carried them over the town of Deal, and, in fact, scattered them along the whole line of the east coast; myriads were no doubt carried into the sea, and many a *Diachromus* probably perished in the Channel, or was lost on the fatal Goodwin Sands; the streets of Deal were literally sprinkled with insects; it was, in fact, impossible to walk without crushing them under foot; the whole were brought from the country by the north-west wind; *Diachromus* had therefore been carried into Deal from some locality situated at the back of the town of Deal. Had an east wind prevailed and a similar shower of insects appeared doubtless many Continental rarities might have occurred. In my own opinion, taking all circumstances into consideration, *Diachromus* is undoubtedly a British insect, an indigenous species, and that it will be taken plentifully, like *Drypta dentata* and *Poly-stichus fasciolatus*, whenever its proper locality is once discovered.—F. SMITH, 27, Richmond Crescent, Islington.

#### HYMENOPTERA.

*Deposition of Eggs by Worker Wasps.*  
—I have had opportunities this season of obtaining conclusive evidence as to the deposition of fertile eggs by common working wasps: I have been enabled clearly to prove the fact, both in the case of *Vespa vulgaris* and also of *Vespa rufa*.—S. STONE, Brixthampton; September 28.

---

#### EXCHANGE.

---

*Exchange.*—I have fine specimens of *Vanessa Polychloros* and of *Thecla*

*W-album*, and shall be glad to receive offers in exchange for them. None but good perfect specimens will be acceptable.—J. WRAGG, 7, Spring Gardens, Doncaster; October 1.

---

#### NATURAL HISTORY OF THE TINEINA.

---

##### NEPTICULA.

As the unwritten half of Volume VII. of the 'Natural History of the Tineina' will be occupied with the genus NEPTICULA, and as October is emphatically the month for collecting the larvæ of this genus, we have thought it might be advisable to direct the attention of our Micro-Lepidopterous readers to this group.

In the previous volume (pp. 79, 80) we made a calculation that in the year 1860 the number of known species was sixty-nine, and of these the larvæ of fifty-nine were already ascertained. As in the first volume of the 'Natural History of the Tineina' twenty-one of the larvæ were figured, it follows that thirty-eight,—nearly all of which have been discovered since we wrote Vol. I.,—have yet to have their private histories related in that work.

The names of these species, to which *N. Sorbi* and *N. ulmivora* may be added, swelling the number to forty, and our position in regard to them are given below.

Of those marked "L. fig." we have figures of the larvæ and their mines; of those marked "Mine fig." we have only figures of the mines, but not of the larvæ; we have descriptions only of those larvæ marked "Desc."

1. *Atricapitella*.
2. *Aucupariæ*.

3. *Minusculella*. L. fig.; desc.
4. *Tiliæ*. L. fig.; desc.
5. *Lonicerarum*. L. fig.; desc.
6. *Desperatella*.
7. *Aceris*. Mine fig.
8. *Æneofasciata*.
9. *Cryptella*.
10. *Weaveri*. L. fig.; desc.
11. *Argyropeza*. L. fig.; desc.
12. *Sericopeza*.
13. *Assimilella*.
14. *Vimineticola*. L. fig.; desc.
15. *Turicensis*.
16. *Arcuata*. L. fig. desc.
17. *Centifoliella*. L. fig.; desc.
18. *Argentipedella*. L. fig.; desc.
19. *Betulicola*. Desc.
20. *Gratiosella*.
21. *Continuella*. Mine fig.; desc.
22. *Alnetella*. L. fig.; desc.
23. *Mespilicola*.
24. *Splendidissima*. Mine fig.; desc.
25. *Luteella*. Mine fig.; desc.
26. *Atricolis*. L. fig.; desc.
27. *Myrtillella*. L. fig.; desc.
28. *Poterii*. L. fig.; desc.
29. *Pomella*. Desc.
30. *Freyella*.
31. *Tormentillella*. Mine fig.; desc.
32. *Agrimoniella*.
33. *Paradoxa*.
34. *Speciosa*.
35. *Ariella*.
36. *Helianthemella*. Mine fig.
37. *Rhamnella*. Mine fig.
38. *Pulverosella*. L. fig.; desc.
39. *Sorbi*. Mine fig.; desc.
40. *Ulmivora*. L. fig.; desc.

Hence with fourteen species in the above list we have complete information, but with respect to the other twenty-six much remains to be done.

1. *Atricapitella* has not yet been distinguished in the larva state; and the larvæ of
15. *Turicensis* (see Int. iv. p. 15) and
20. *Gratiosella* are in the same predicament.

2. *Aucupariæ*. The mine of this species is very different from that of *Sorbi*, which latter, commencing with a slender gallery, terminates in a complete blotch; the mine of *Aucupariæ* has much resemblance with that of *Viscerella*, but often runs along the margin of the mountain-ash leaf, going in and out of the serratures.

6. *Desperatella*. The larva mines the leaves of the wild apple in October, and generally occurs on the smallest bushes, sometimes in extraordinary abundance. The mine is a tortuous gallery, with a slender central thread of excrement: the larva is bright green (Frey, Linn. Ent. xi. p. 385).

7. *Aceris*. The larva feeds in the leaves of the maple (*Acer campestri*s) in July, and from the middle of September to the middle of October.

8. *Æneofasciata*. It may be well to quote here the following passage from the 'Intelligencer,' vol. v. p. 140:—

"I can now distinguish the larvæ of the two species on *Agrimonia Eupatoria*. *N. Agrimoniæ* is in the larva state in September, and before the end of that month is already in cocoon inside the leaf; its cocoon is blackish. This occurred last autumn near Paris in the greatest plenty; on the other hand, *N. æneofasciata* appears some weeks later, not till the middle of October; it creeps out of the leaf in order to make its mine on the ground; I found it again near Zurich, and Herr Schmid appears to have met with it at Frankfort-on-the-Maine.—PROFESSOR FREY, Zurich; Jan. 3, 1859."

See also Int. vol. iv. p. 27.

9. *Cryptella*. I believe I have had the larva of this figured, but if so I have lost the drawing: the larva and mine are

well known to me, and if I visit Mickleham at the proper season I can supply my own wants.

12. *Sericopeza*. The following appeared in the last volume of the 'Intelligencer' (vol. viii. p. 37):—

"*Nepticula Sericopeza bred.*—Dr. Wocke has bred this species from larvæ found mining the leaves of *Populus tremula* in October and November; the mine is very similar to that of *N. argyropenza*.—PROFESSOR FREY, Zurich; April 12, 1860."

*Sericopeza* is one of our greatest rarities in England.

H. T. STAINTON.

(To be continued.)

#### FEN INSECTS.

To the Editor of the 'Intelligencer.'

Sir,—As the time has nearly arrived for the distribution of my fen insects among my subscribers, I beg to say that, owing to the unusually wet season, it will not be in my power to satisfy all the shareholders so well as I could wish; therefore I think the best way will be to distribute full shares to those who have paid their full subscriptions, and return the money to those I cannot fairly supply. All collectors must be well aware of the great difficulty of finding insects on dry land, but what is that to collecting in the marshes? I can truly say that some of my best hunting-grounds have been flooded nearly all the season with from two to four feet of water; and the place where I mostly find the Wain-scots is now two feet under water, and for days I sometimes do not catch sight of the commonest insect; so I hope that no gentleman will feel annoyed by my

returning his money in place of the insects, for I have done my best to get them.

I hope to try next season again, when I trust I shall meet with better success. Thanking all for their kindness, I shall be glad of any advice in the matter, and remain

Yours, &c.,

W. WINTER.

Aldeby, Sept. 24, 1860.

FOR SALE.—I have twelve specimens of *Gastropacha Ilicifolia*, which I have bred this year; they are very fine, and are FOR SALE, not exchange. I have also a fine specimen of *Acronycta Alni*, which I took this year near Sheffield.—W. GREEN, Ecclesall Road, near the Small Bar, Sheffield.

8vo, cloth,

#### THE ENTOMOLOGIST'S WEEKLY INTELLIGENCER.

Vol. I. (for 1856), price 9s.

Vol. II. (for 1857, April—September), price 4s.

Vol. III. (for 1857-8, October—March), price 4s.

Vol. IV. (for 1858, April—September), price 4s.

Vol. V. (for 1858-9, September—March), price 4s.

Vol. VI. (for 1859, March—September), price 4s.

Vol. VII. (for 1859-60, September—March), price 4s.

Vol. VIII. (for 1860, April—September), price 4s.

London: E. Newman, 9, Devonshire Street, Bishopsgate; W. Kent & Co., Paternoster Row.

CLOTH COVERS for binding either Volume of the 'INTELLIGENCER,' price 1s., or by post 1s. 2d., can be had of E. Newman, 9, Devonshire Street, Bishopsgate, N.E.



# THE ENTOMOLOGIST'S WEEKLY INTELLIGENCER.

No. 210.]

SATURDAY, OCTOBER 13, 1860

[PRICE 1d.]

## BRITISH BUGS.

At length we have a Catalogue of British Bugs, or, to speak more precisely, a 'List of British Euplexoptera, Orthoptera, Thysanoptera and Hemiptera.' The price thereof is sixpence—just three half-pence an order; and though that may be deemed a high price for the four Euplexoptera, in the other orders you get plenty for your money.

Mr. Walker has already, with that candour for which he is ever distinguished, pointed out in our columns (vol. viii. p. 199) some errors in this new list, such as the double insertion of *Lygus unifasciatus*, No. 658 and No. 674, and the accidental omission of *Lygus chorizans* and *Cyllecoris alienus*, *annulatus* and *ambulans*.

Possibly there may be other similar errors which have escaped the notice of the learned author; for instance, *Lygus decolor*, No. 664, would seem to be the same insect as *Eurymecoris decolor*, No. 687.

Mr. Walker's Preface is very modest,

and being short we reproduce it entire:—

"Mr. Saunders has kindly engaged me to prepare the following List of British Euplexoptera, Orthoptera, Thysanoptera and Hemiptera, with references to the works in which the species are figured, and with brief indications of their seasons, localities and habits. The British Hemiptera have not yet been much studied, and the number of species will probably be considerably increased when the attention of entomologists is directed to this class of insects.

"F. WALKER."

We are aware that most persons are apt to look upon the bugs with especial disfavour, on account of a certain species of the order Hemiptera which is found in uncleanly lodging-houses, and is a foe to human repose: this insect, the *Cimex lectularius* of Linné, is not an indigenous British insect, not having been known to occur here before the time of Queen Elizabeth. Mr. Walker has shown a wise discretion in omitting it from the list before us. It will convey to the Continental entomologists a pleasing impression of the comfort that awaits them when they visit this island, when they learn that it is devoid of bed-bugs.

The coldness of the present summer has been of service in one respect, as we have not heard of a single instance of the bed bug having been found this year in a state of activity, and though we are scarcely disposed to imagine with Mr. Walker that the race is quite extinct among us, still—just as in ancient Rome the closing of the Temple of Janus, though only for a single day, was hailed by the acclamations of the multitude—we cannot refrain from congratulating the people of this country that in this year 1860 it has been possible to produce a List of British Bugs in which the bed-bug should have no place.

---

THE ENTOMOLOGIST'S WEEKLY INTELLIGENCER may be obtained

WHOLESALE of E. Newman, 9 Devonshire Street, Bishopsgate, and of W. Kent & Co. 51 & 52 Paternoster Row.

RETAIL of James Gardner, 52 High Holborn; H. J. Harding, 1 York Street, Church Street, Shoreditch; A. W. Hockett, 3 East Road, City Road; W. Weatherley, High Street, Peckham; C. J. Cribb, 8 Westbourne Grove, Bayswater; W. Cull, 34 Henry Street East, St. John's Wood.

---

All communications to be addressed to MR. H. T. STANTON, Mountsfield, Lewisham, near London, S.E. No notice will be taken of anonymous communications.

---

EXCHANGE.—The charge for lists of duplicates and desiderata remains as before—

	s.	d.
Under half a column . . .	0	6
Above half a column, but under half a page . . .	1	0
Above half a page, but under a page . . . . .	2	0

Correspondents will therefore please enclose stamps for these amounts when they send notices which belong to the heading of "Exchange."

---



---

### CAPTURES.

#### LEPIDOPTERA.

*Charocampa Celerio* at Darlington.—I have a fine specimen of this insect, which was taken here on Sunday last, off a window-ledge, by a friend of mine, and was given to me.—W. BEADNELL, Northgate, Darlington.

*Charocampa Celerio*.—A fine specimen of this insect was taken at Matlock on the 20th ult., by a gentleman, at whose house I saw it last week. It was fluttering in the long grass and herbage beneath a clump of fir trees, about six o'clock in the evening, having evidently just emerged from the pupa state. My friend put his hat over it, but having no net or box at hand he was obliged to grasp it rather roughly with his fingers, nip it beneath the wings, and pin it with a lady's common shawl-pin.—F. TEARLE, Grammar School, Kettering; Oct. 5.

#### COLEOPTERA.

*Capture of Dinarda dentata* at Weybridge.—A few days ago I had the pleasure of receiving two living specimens of *Dinarda dentata* from Mr. Crotch, who has, I believe, taken it in some abundance: I do not know the species of ant in the nest of which they were found, but Mr. Reading has occasionally taken it in that of *F. fusca*. Yesterday I had the gratification of taking three examples of *D. dentata* from the nest of *Formica sanguinea*; probably this is the first time it has been discovered, in this country, in the nest of this species of ant. *Formica sanguinea* is by no means rare at and in the neighbourhood of Weybridge. As I only devoted about half an hour to searching I am inclined to think that

the *Dinarda* is not uncommon in the nest of *F. sanguinea*. I have not been successful in my search after novelties in the nest of *F. cunicularia*, but as the ant is generally distributed, and not at all uncommon about London, I still hope to find some novelty in the nest of that species. For the instruction of those who have not studied the Formicidæ, and are not well acquainted with the species and their habits, I may add that *F. sanguinea* closely resembles the Wood Ant (*F. rufa*), but it mines its galleries in banks, and particularly at this period of the season swarms with slaves, the latter being individuals of the species *Formica fusca*.—F. SMITH, 27, Richmond Crescent, Islington, N.

*Correction of an Error*.—I find I have described the species of *Hallomenus* as *fuscus* (Int. vol. viii. p. 179); this ought to be *humeralis*, and is the species described by Mr. Janson in the 'Annual' for 1859, p. 142. In quoting the record of its capture into the 'Zoologist' it is said I took it "near Lee." Of course every one will believe the statement, but no one had my authority for saying so. It was not taken near there.—JOHN SCOTT, 13, Torrington Villas, Lee, S.E.; October 4.

## HYMENOPTERA.

*Sirex Gigas*.—A very fine specimen of this insect (a female) was presented to me the other day by a cabinet-maker in the town, who found it in his shop. He says it is the only one he ever saw. Whether it is an imported specimen or bred in the neighbourhood (I have taken one here before) is doubtful, but more likely the former.—R. TYRER, jun., Hill House, Eye; September 29.

## OBSERVATIONS.

*Food of the Larva of Sphinx Ligustri*.—Mr. Comyn seems surprised at finding

the larvæ of *S. Ligustri* on holly. I beg to observe that I have frequently taken it off that tree, as well as from privet, laurustinus, lilac, ash, guelder rose, wild guelder rose, and another garden shrub, with the name of which I am not acquainted. The larvæ are nothing like so plentiful this year as they were last, owing, I suppose, to the unusually wet season.—GERVASE F. MATHEW, Raleigh House, near Barnstaple; October 2.

*Food of the Larva of Sphinx Ligustri*.—Seeing the notice by Mr. Comyn in last week's 'Intelligencer' of the capture of *S. Ligustri* on holly, I beg to state that I have very often found them on it, especially the variegated sort, and that I find them here also on the laurustinus and ash, as well as on the trees and shrubs he mentions. I merely state this to show that it is by no means an unusual occurrence.—J. S. DELL, 126, Navy Row, Morice Town, Devonport; Oct. 1.

*Larvæ of Lasiocampa Rubi*.—From what I can learn there seems to be a misconception as to when these larvæ are full fed. I have been told by several correspondents that Mr. Doubleday feeds them in the spring. Last spring I got some at the beginning of March, and another entomologist took several nearly a month before that. I found them abundant at the beginning of April, but even then the food-plant (Crane's-bill) had not begun to show. In the belief that they would feed before spinning I kept them in the coldest place I could until I got food, but they refused to eat, and died one by one. I then brought them in, placed them in the sun and in front of the fire, and they begun to spin at once, and in three days were all in cocoon, but two or three, which changed without spinning. All these must have been full fed in the autumn. Your correspondent, Mr. T. Ransome (vol. viii. No. 194, p. 95) has noticed the same thing; his larvæ, after being kept all winter in an ice-house, passed into

the pupa state without eating "any of the fresh food with which they were supplied." Now I am of opinion that if the larvæ were kept warm, and prevented from hibernating, they would pass into the pupa state at once, and would recommend those who have the opportunity to place them in a hot-house, instead of an ice-house. I have not met with any one who has succeeded in forcing the larvæ in this manner; but Mr. Armstrong says (Int. vol. vii. p. 30), "*L. Rubi*. The larva should be forced, when the perfect insect will appear in three weeks,"—by which I judge that some one has succeeded in forcing them: as it is an insect that is difficult to take, and as yet has proved difficult to rear, if this plan succeeds I doubt not it will be the means of filling up a blank in many a cabinet.—JOHN E. ROBSON, *Queen Street, Hartlepool; October 1.*

*Larva of Xylophasia Lithoxylea.*—The larva of *X. Lithoxylea* being marked unknown, I beg to say I have bred the insect this summer from a larva found at the roots of grass; it was of large size, colour dirty white, with a bluish tinge below; head and tail black, and two rows of black shining spots on each segment, one hair in each spot. I found it on the 8th of May; it seemed then nearly full fed; the perfect insect appeared on the 8th of July.—IBID.

*Larvæ of Nemotois Cupriacellus?*—After reading the article in No. 205 respecting "the habits of *Nemotois Scabiosellus*," I started off to Epping Forest in search of the larvæ of *N. cupriacellus*, and visited a spot where I and Messrs. Miller and Killingback met with the imago rather plentifully last year. Upon arriving at the locality I could not find any flower-heads of *Scabiosa columbaria*; however, as there were plenty of plants of *Scabiosa succisa* in flower I set to work and collected a considerable quantity of the heads of the last-named plant. Obedient to your instructions I

placed a quantity of the heads on white paper, and watched; this I repeated day after day, but failed in perceiving any larvæ moving about. I then put the whole of the heads into jam-pots with glass covers, thinking that if any of the seeds were tenanted I should compel the larvæ to crawl up the glass cover for fresh air. I then watched the contents of the jam-pots incessantly, yet in spite of all my watching I could not perceive any larvæ, nor the slightest movement. The heads having become decayed, this afternoon I was just going to throw them away and clean out the pots, when, to my surprise, I perceived four cases sticking to the inside of one of the pots, about a quarter of an inch above the decayed seed-heads; presently I observed one case move: my eyes being sufficiently educated by the sight of the four cases, I commenced searching carefully amongst the heads, and in less than ten minutes I had collected thirty tenanted cases; these I placed in a clean jam-pot, and upon looking at them shortly afterwards I had the pleasure of seeing the majority of the larvæ stretching their bodies out of their cases, and looking about in all directions. My opinion is that these larvæ are either *N. cupriacellus* or *minimellus*, but I lean more to the first-named.—C. HEALY, 74, *Napier Street, Hoxton, N.; Sept. 29.*

*The Asychna in the "Old Man's Beard."*—I fear this is getting shorn or sadly altered since I last saw it. Over Mr. Mahy's door, at St. Samson's, Guernsey, the above plant and the passion flower are woven together in a most marvellous intricacy, and I should not be surprised if the "old man's beard" has been pulled by mistake. If any one collecting in Guernsey would take the trouble to go to the place I name I believe they will not yet be too late to obtain the larvæ in the leaves. When I was there every leaf was mined. The "frass" in the mines shows the insect has

worked in concentric circles, sometimes extending from side to side of the leaf.—

JOHN SCOTT, 13, *Torrington Villas, Lee, S.E.*; October 4.

*Nepticula Ulmivora*.—Mr. M'Lachlan having discovered a habitat for this species between Norwood Station and West Wickham Wood, I went with him on the 2nd to be properly introduced to this larva *in situ*; the larva is green, thus resembling *Viscerella*, but the mine is very different from that of *Viscerella*, and the commencement of the mine is a slender track containing a linear thread of excrement, which does not occupy the whole width of the mine. The larvæ were few and far between; three were found in a nude state on a fence, where one had come to grief, having entangled itself in a spider's web.—H. T. STAIN-TON; October 6.

*Nepticula Aucupariæ*.—Mr. Healy has sent me a mountain-ash leaf collected at West Wickham, which appears to contain a mine of this species. The mine goes in and out of the serratures of the leaf, and the excrement does not form so dark and so continuous a track as in *Oxyacanthella*. It is possible that larvæ of *Aucupariæ* may have been mistaken in this country for those of *Oxyacanthella*. According to Frey's description, *Aucupariæ* would certainly appear to be a distinct species.—IBID.

*Achroia Grisella*.—I met with this species about three weeks ago in the apiary of a neighbour. A description of the insect in its larva and pupa states may not be uninteresting to some of the readers of the 'Intelligencer.'

*Larva* about 9<sup>mm</sup> in length when full fed; very active, throwing itself into violent contortions at the slightest annoyance; white with a tinge of pink; rather hairy; the head and second segment reddish brown; spiracles barely perceptible.

*Pupa* pale brown, enclosed in a white cocoon; usually secreted under the

inside ligaments near the entrance of the hive.

Does *A. Grisella* hibernate? I found my specimens in what were said to be hives of the present year, and the perfect insects are now making their appearance.—THOMAS FYLES, *Scotter, Kirton-in-Lindsey*; October 3.

---



---

#### EXCHANGE.

---

*Duplicate Epunda Lichenea*.—I have two dozen bred specimens of *E. Lichenea*, which I shall be happy to give to any entomologists who may wish to fill up their blanks with this species in fours, twos or sixes, as the case may be.—J. S. DELL, 126, *Navy Row, Devonport*: October 1.

*An Offer to send Larvæ*.—If any of the readers of the 'Intelligencer' would like larvæ of *Lasiocampa Rubi*, I shall be happy to supply them as far as I can. I have about one hundred specimens that I can spare, and should more be required I dare say I can procure them.—THOMAS A. ADAM, *National School, Newport, Isle of Wight*; October 3.

*Exchange of Books*.—I have a complete copy of Haworth's 'Lepidoptera Britanica,' 4 vols., boards, which I should be glad to exchange for a copy of Macleay's 'Horæ Entomologicæ.' If any of the readers of the 'Intelligencer' would like to make the exchange I should be glad to hear from them.—E. SIMPKIN, 9, *Spring Street, Bury, Lancashire*; October 6.

*Exchange*.—I have five specimens of the following:—

- Anthrocera Loniceræ (30),
- Pygæra Bucephala (18),
- Hypogymna Dispar,
- Bryophila Perla (20),
- Gortyna Flavago (12),
- Polia Chi (150),
- Abraxas Ulmata (30).

My wants are those numbered in the Appendix to the 'Manual,'—204 to 212, 214 to 223, 225 to 235, 238, 241 to 250, 255, 257, 260, 262 to 272, 275 to 280, 282, 284, 286, 287, 289, 314 to 327, 329, 330, 348, 363, 392 to 401, 403 to 407. As mine are all good I shall expect good ones in return. Parties had better write before sending boxes.—T. MELLOR, *Skircoat Green, near Halifax*; Oct. 8.

*Exchange.*—I have fine bred specimens of *L. Fuliginosa*, *G. Flavago*, *S. Ocellatus* and *S. Ligustri* (also pupæ of the last-mentioned) in duplicate. I shall be glad to hear from any one requiring those species, and what they have to give in exchange. Those correspondents not hearing from me within a week will please to conclude that I am not in want the insects or pupæ they offer.—THOMAS GALLIERS, 9, *Brenton Street, Liverpool*; October 5.

*Exchange.*—I have duplicates of *Polyommatus Corydon* and *Arge Gualthea*, in exchange for which I shall be glad to receive specimens of either of the following:—

Leucophasia Sinapis,  
Cynthia Cardui,  
Thecla Rubi,  
Smerinthus Ocellatus,  
... Tilia,  
Phragmatobia Fuliginosa,  
Thyatira Derasa,  
... Batis,  
Triphæna Fimbria,  
Enclidia Mi.

Applicants will please to write first, stating what they have to offer, as I do not want to have the same from all. Those not receiving an answer within a week will please conclude that their offers are rejected.—R. T. CHALONER, 17, *Montague Street, Russell Square W.C.*

*Exchange.*—I have a quantity of the larvæ of *Lasiocampa Rubi*, which I shall be glad to send to any one who feels inclined to try and rear them, on receipt of

a box and return postage; or if any local insects are sent I will pay return postage.—J. E. ROBSON, *Queen Street, Hartlepool*; October 1.

#### A STRANGE PREDICAMENT.

(See *Intel. Vol. VIII. p. 165.*)

*Bucculatrix Artemisiella* and *Gnaphaliella*.—You are wrong with regard to these two species. The name *Artemisiella* was given by Wocke to his grey species, bred from *Artemisia campestris*, which I first described and figured. This name cannot therefore be applied to the white species, although it likewise feeds on *Artemisia campestris*. This white species is certainly that which Treitschke described as *Gnaphaliella*, and Zeller after him, and it was figured by me under that name. To my knowledge the larva has not yet been found on *Gnaphalium*, but only the cocoon and the imagos. If there is a white species with truly unribbed cocoon, then is there a third species, which, if it indeed feeds on *Gnaphalium*, must receive the name of *Gnaphaliella*; and in that case our white species from the *Artemisia* must be named afresh.

If Professor Zeller were again at work he would be able to solve the problem, but I have heard nothing from him since he went to Meseritz.—DR. HERRICH-SCHÄFFER, *Ratisbon*; Sept. 12.

[In May, 1855, I visited Glogau, and on the 26th of that month made an excursion to the Stadt-wold, where I obtained many larvæ of a *Bucculatrix* feeding in and between the leaves of *Gnaphalium arenarium* (see Ent. Annual, 1856, p. 129). Professor Zeller, who was with me at the time, told me these were the larvæ of

*Bucculatrix Gnaphaliella*. During the following week I also met with them at Hökendorf, near Stettin, and whilst I was stopping there I wrote a description of the larva and the cocoon. I quote the following, from these notes made on the spot:—

“Cocoon white, fluffy, not ribbed, attached to the inner surface of a leaf, or to the stem.

“Larva mines when young, then bores into the heart of the plant between the leaves.”

From the larvæ thus collected I bred several specimens after my return home: these I have always considered as *Bucculatrix Gnaphaliella*, and I fear I shall not now be easily persuaded that they are anything else.

Two years later I received, whilst I was stopping at Frankfort, some larvæ from Herr Hofmann, of Ratisbon, which, though sent under the name of *B. Gnaphaliella*, were feeding on *Artemisia campestris*. The cocoons made by these larvæ differed from those of the Glogau species in being ribbed after the usual manner of the genus. From these larvæ I bred specimens of the perfect insect, which differ in many respects from the Glogau *Gnaphaliella*.

The ground-colour of both is white, it is true, but the markings in the Glogau insect are yellowish, and in the Ratisbon species brown; the latter has a short *horizontal* brown streak between the end of the basal streak and the costa; whereas the corresponding mark in the Glogau species is *oblique*, springing from the costa. Further, the Ratisbon species has a distinct black dot on the disc beyond the middle, of which in the Glogau insect we see no trace.

I trust I have now satisfied the impartial reader that I have before me two

distinct species, one of which feeds on *Gnaphalium arenarium* and the other on *Artemisia campestris*, and it would seem natural to call these *Gnaphaliella* and *Artemisiella* respectively, and not to invert those names.

Dr. Herrich-Schäffer appears to think that there is a third species with *grey* anterior wings, the larva of which feeds likewise on *Artemisia campestris*; if there be *such a species* I am not acquainted with it. *Worn specimens* of both the white species have often a greyish look, and may thus have been mistaken for something distinct.—H. T. STAINTON; September 21, 1860.]

## NATURAL HISTORY OF THE TINEINA.

### NEPTICULA.

(Continued from p. 8.)

We mentioned last week some of the *Nepticula* larvæ which would be interesting to us, and we now proceed to consider some of the remaining desiderated larvæ. For instance, the following:—

13. Assimilella.
15. Turicensis.
19. Betulicola.
20. Gratosella.
21. Continuella.
23. Mespilicola.
24. Splendidissima.
25. Luteella.
29. Pomella.
30. Freyella.
31. Tormentillella.
32. Agrimoniella.
33. Paradoxa.
34. Speciosa.
35. Ariella.
36. Helianthemella.
37. Rhamnella.
39. Sorbi.

13. *Assimilella*. Larva in the leaves of the aspen (*Populus tremula*) at the

end of September and beginning of October. When Professor Frey first met with it he mistook it for the larva of *N. trimaculella*.

15. *Turicensis*. Professor Frey remarked of this (Int. iv. p. 15), "I have bred this in plenty from larvæ in beech leaves; the mines were so similar to those of *Tityrella* that I had collected them supposing them to be that species."

19. *Betulicola*. We have a description of this larva, but no figure. The somewhat visceriform mine and the yellow larva with distinct green dorsal vessel render this species easily recognisable: it appears partial to young birch trees.

20. *Gratiosella*. Of this hitherto undistinguished larva Professor Frey writes as follows (Linn. Ent. xi. p. 430):—"The larva mines the hawthorn, but I could not distinguish it amongst the yellow larvæ of this shrub. However, in the spring of 1855 I bred this species in plenty, and only this, from mines I had collected at Frankfort, so that on my referring to the dried leaves from whence I obtained the moths I have in all probability a clue to the mine. The galleries begin with a much contorted, very slender track, with blackish brown line of excrement, which does not touch the margins of the mine, and then gradually expands to a very broad and long gallery, or an elongate irregular blotch, which sometimes overlaps, and includes the original slender tracks. The larger mine is yellowish, intersected by the rather slender wavy line of excrement."

21. *Continuella*. A mine difficult to see from its retaining so very nearly the colour of the leaf: it occurs sparingly near here. I have made two attempts to have the larva figured, and hope to be successful next time.

23. *Mespilicola*. This larva is peculiar

to a South-European shrub, which Professor Frey names *Amelanchier vulgaris*; I presume this is the *Aronia rotundifolia* of Wood's 'Tourist's Flora.'

H. T. STANTON.

*Mountsfield, Lewisham, S.E.*

(To be continued.)

---

### Ray Society.

THE COUNCIL of the RAY SOCIETY regret the unavoidable delay in the issue to the Subscribers of the volume for 1859, Mr. BLACKWALL'S Monograph of British Spiders. The Plates to this volume have to be carefully coloured by hand, and as the figures are rather numerous, and the number of Subscribers exceeds 600, the process of colouring the whole issue necessarily requires considerable time. The volume will probably be issued early in 1861.

*Now ready, price One Shilling, post free,*

THE LEPIDOPTERIST'S INDICATOR. An Alphabetically arranged Guide to the Species of British Lepidoptera, with special reference to Doubleday's last List, Stainton's 'Manual,' Wood's 'Index Entomologicus,' &c. By B. BRADLEY BOCKETT, M.A. Oxon, Vicar of Epsom, Surrey.

London: E. Newman, 9, Devonshire Street, Bishopsgate, N.E.

*This day is published, price Sixpence (or Sevenpence post free),*

A LIST OF BRITISH HEMIPTERA, &c. By FRANCIS WALKER, F.L.S.

London: E. Newman, 9, Devonshire Street, Bishopsgate, N.E.



# THE ENTOMOLOGIST'S WEEKLY INTELLIGENCER.

No. 211.]

SATURDAY, OCTOBER 20, 1860.

[PRICE 1d.]

## AUTUMNAL LARVÆ.

WE fear, from all we have hitherto seen and heard, that the crop of autumnal larvæ is likely to be a very poor one. How, indeed, could it be otherwise? The rain in June and July must have drowned numbers of moths, and those which escaped death by drowning would be so dull and spiritless that the process of egg-laying would go on but slowly. If few eggs were laid in what, by courtesy we suppose, must be called the *summer months*, it is no wonder that larvæ are now scarce.

Of many larvæ which are usually common at this season of the year we can see no trace. What will become of a species in such circumstances? will it, like the Dodo, become extinct, or are there summer pupæ remaining unhatched to carry over the brood till next year.

We lately made a search for *Lithocolletis Torminella* in the larva state, but in vain; not the slightest symptom of a mine in the leaves of the *Sorbus Torminalis*: since then a friend has

called our attention to the non-appearance of the larva of *Lithocolletis Spinicolella*, which we used to find on every sloe bush. Probably many other larvæ are also non-existent at the present time.

No doubt, to those who are beginning Entomology, such a state of things is rather disheartening; when *Gonepteryx Rhamni* and *Vanessa Io* both make their *début* in our neighbourhood in October we feel most decidedly that "the times are out of joint."

*Chærocampa Celerio*, it is true, has been gladdening the eyes of some of our northern entomologists, but that only seems to make the state of affairs more perplexing. *Celerio*, like *Nerii*, has its home more especially in the South of Europe, but in hot summers it occasionally spreads northwards in some numbers, and it then reaches North Germany, the North of France, and our own Island. In 1846 *Celerio* attracted attention from its numbers in several parts of Northern Europe, but there seems no parallel between the weather in 1846 and in 1860; 1846 was a hot, dry summer, and we cannot

apply either of those epithets to the season now closed.

There is something mysterious in the movements of insects which we have not yet learned to comprehend.

THE ENTOMOLOGIST'S WEEKLY INTELLIGENCER may be obtained

WHOLESALE of E. Newman, 9 Devonshire Street, Bishopsgate, and of W. Kent & Co. 51 & 52 Paternoster Row.

RETAIL of James Gardner, 52 High Holborn; H. J. Harding, 1 York Street, Church Street, Shoreditch; A. W. Hockett, 3 East Road, City Road; W. Weatherley, High Street, Peckham; C. J. Cribb, 8 Westbourne Grove, Bayswater; W. Cull 34 Henry Street East, St. John's Wood.

All communications to be addressed to MR. H. T. STAINTON, Mountsfield, Lewisham, near London, S.E. No notice will be taken of anonymous communications.

EXCHANGE.—The charge for lists of duplicates and desiderata remains as before—

	s.	d.
Under half a column . . .	0	6
Above half a column, but under half a page . . .	1	0
Above half a page, but under a page . . . . .	2	0

Correspondents will therefore please enclose stamps for these amounts when they send notices which belong to the heading of "Exchange."

## CAPTURES.

## LEPIDOPTERA.

*Diasemia literalis* near Plymouth.—This species has occurred near Plymouth this year at two very distinct periods, viz. in June and September, which makes it appear as though the species were "double brooded," but not having visited the place where it appeared in the intermediate months, I have no further proof of its double-broodedness than the seeing and capturing it at the times mentioned. I took about two dozen specimens. "In July," says Mr. Stainton, "*Diasemia literalis* makes its appearance: this insect has generally occurred only singly, and in *dry* places, though the idea had long been prevalent that, like the *Hydrocampa*, it was attached to ponds." The idea of its being attached to ponds is certainly wrong, at least in the imago state, and I think it can hardly be so in any stage, seeing there is no water in the neighbourhood of its habitat. This insect in habit is rather that of the *Pyrausta*,—viz. fitting about in short flights during sunshine, and not easily approached in shade. The locality for it is a high sloping down, where the furze and fern are the principal occupants of vegetable growth, but there are also the usual plants that cover a Devonshire Down, Heath or Moor; some fine clumps of *Erica* are there, and "I know a bank whereon the wild thyme blows." I can safely advise those who may wish to take the species to look for it in a *dry* place.—J. J. READING, Plymouth.

Captures at Penwortham.—I have taken the following, besides a host of commoner species, within a couple of miles from my house:—

- + *Epione Apiciaria*.
- + *Ennomos Tiliaria*.
- + *Geometra Papilionaria*.
- + *Acidalia Inornaria*.

- Scodiona Belgiaria.  
 † Emmelesia Unifasciaria.  
 Melanthia Rubiginata (*var.* Plumbata).  
 ... Unangulata.  
 Cilix Spinula.  
 Dicranura Bicuspis.  
 ... Furcula.  
 ... Bifida.  
 † Acronycta Leporina.  
 ... Rumicis.  
 † Nonagria Fulva.  
 Hydræcia Nictitans.  
 ... Micacea.  
 Xylophasia Scolopacina (bred).  
 Celæna Haworthii.  
 † Agrotis Aquilina.  
 ... Nigricans (*varieties*).  
 ... Porphyrea (bred).  
 † ... Agathina.  
 Orthosia Ypsilon (bred). A score of pupæ and larvæ, in June, under willow bark.  
 Scoparia Truncicolella.  
 Ephestia Elutella?  
 Tortrix Corylana.  
 † Dichelia Grotiana (*fine series*).  
 Peronea Potentillana. Among strawberries in my garden, and among the great burnet (*Sanguisorba officinale*), growing in a large pit. This must be a species.  
 † Peronea Tristana.  
 † Dictyopteryx Uliginosa.  
 Ditula Hartmanniana.  
 † ... Semifasciana.  
 Antithesia Salicana.  
 Spilonota Roborana.  
 ... Rosæcolana.  
 Sericoris Conchana.  
 † Orthotania Antiquana.  
 ... Striana.  
 † ... Trifoliana.  
 † Clepsia Rusticana.  
 Grapholita Nisana. On white poplar in profusion.  
 Phlæodes Immundana. Two broods, May and September; pupa under alder bark.  
 † Pædisca Ophthalmicana.  
 † Pyrodes Rheediana.  
 † Trycheris Mediana.  
 † Eupœcilia Notulana.  
 Depressaria Conterminella. Bred from osiers.  
 ... Angelicella. Bred from *Angelica*.  
 ... Douglasella. By smoking.  
 ... ———? (bred). Expect it to be *Libanotidella*.  
 Gelechia Viscariella. Among willow herb.  
 ... Mouffetella.  
 ... Sororculella. Always expected this was a coast species.  
 ... Arundinetella.  
 ... Tricolorella.  
 ... Cinerella.  
 ... Diffinis.  
 Adela Fibulella.  
 Tinea Arcella.  
 ... Ruricolella.  
 Elachista Propinquella.  
 ... Cerusella.  
 ... Albinella. Among wild cherries.  
 Laverna Ochraceella. Among willow herb.  
 Nepticula Argyropeza. On *Populus tremula*.  
 Bohemania Quadrimaculella. On alder.  
 Coleophora Murinipennella. In a swamp; cases on various plants.  
 ... Lutipennella. Do., on oak.  
 ... Tiliella. Do., on different sorts of willow.  
 ... Viminetella. Do.—J. B. HODGKINSON, *Penwortham Mill, near Preston; October 6.*  
*Some Captures near York.*—Some of the following dates are curious, as indicating the exceptional character of the year 1860, and, as far as they go, meet the suggestion of your correspondent, Mr. Bree (*ante* vol. viii. p. 199).  
 Anticlea Badiata. May 19.  
 Camptogramma fluviata. May 22. By my friend Mr. Prest.

Trachea Piniperda. July 14 (!). By ditto, at sugar.

Lithosia Helveola (several). July 25 till August 11.

Epunda Viminalis. July 30; bred.

Agrotis Agathina (1). September 1.

Ellopia Fasciaria. September 4 (!); a fine female, drying her wings on the bole of a tree.

Cirrædia Xerampelina (several). September 8 to end of month, at light.

Luperina Cespitis (2). September 12, at light.

For the last four or six weeks sugar seems to have been utterly useless. None of the autumnal moths have yet put in an appearance, or but solitary individuals—for example:—

Scopelosoma Satellitia (1),

Anthocelis Rufina (1),

Xanthia Ferruginea (1),

... Silago (3 or 4),

Miselia Oxyacanthæ (2), .

but none of these at sugar; the latter I beat out of birch in the day time. *O. Lota*, *O. Macilenta*, *A. Pistacina*, *A. Litura*, *C. Vaccinii*, *C. Spadicea*, *X. Cerago*, *A. Aprilina*, *P. Meticulosa* (in profusion last year), *C. Vetusta* and *C. Exoleta* have all failed as yet to put in an appearance, though diligently looked after. *O. Lota* and *A. Rufina* have appeared in my breeding-cage some time ago.—  
J. BIRKS, York; October 8.

---

#### OBSERVATIONS.

---

*Food of the Larva of Sphinx Ligustri.*  
—In No. 208 of the 'Intelligencer' a correspondent stated that he "was not aware that the larva of this insect fed on any other trees than the lilac, mountain ash and the privet hedge," till he found it on the common holly tree. Perhaps it may be interesting to him to know that I have found the larva feeding

on the guelder rose (*Viburnum opulus*); it also feeds on the laurustinus (*V. Tinus*), and, as I have heard, is often found by the hop-pickers feeding on the hop.—  
E. S. DEWICK, Blackheath; Oct. 8.

*Larvæ of Epione Vespertaria.*—The larvæ mentioned (*ante* No. 193, vol. viii. p. 82) produced, as I anticipated, *E. Vespertaria*. The first (male) imago emerged on the 15th of August, and a succession of males and females (the latter, though rarely captured at large, preponderating) continued to appear until the beginning of September. This is about a month later than the period of their appearance at large last year. Very few have this year been taken, though their usual haunt was industriously searched. "With no protuberances" is scarcely correct as to this larva; there is an enlargement of the fifth or sixth segment, the segments anterior to which are of less diameter than those posterior to the enlargement. This gives the larvæ somewhat the appearance of having a long neck; the enlargement is rendered more prominent by having on it two conspicuous black spots, one on each side. In colour the larvæ vary somewhat when full grown, some being nearly black, whilst others are of a purplish grey, beautifully marbled or mottled at the sides, a paler chain-like mark running along the back. When disturbed the larva drops suddenly, and lies motionless, as though dead, coiled up, somewhat in the shape of a fish-hook. The plant upon which the larvæ was found and fed up, it would have been more accurate to have called dwarf willow than dwarf sallow; I am not sure, though I believe it is called the tea-leaved willow (*Salix phylicæfolia*).—J. BIRKS, York; October 8.

*Cheimatobia Boreata.*—In a week or two this insect will be out of pupa, and it may be of use to some of the readers of the 'Intelligencer' to know that this insect does not frequent the birch exclusively, as it is commonly supposed to

do, but that it is also a beech-feeder. From about the middle of October to the same time in November, the male may be found sitting during the day on the bole of the beech, about breast high; and the female may be freely taken, with a lantern, at night, in the same position. The above remarks apply equally to *Hybernia Aurantiaria*. — REV. B. H. BIRKS, *Stonor, Henley-on-Thames; October 8.*

---



---

EXCHANGE.

---

*Exchange.*—I have the following in duplicate, numbered as in the Appendix to the 'Manual':—3, 12, 15, 29, 34, 44, 45, 46, 57, 67, 71, 74, 76, 78, 85, 86, 99, 103, 107, 110, 114, 118, 126, 136, 137, 146, 167, 179, 180, 182, 189, 200, 204, 205, 208, 213, 233, 236, 253, 254, 259, 269, 290, 293, 297, 301, 302, 304, 305, 306, 317, 318, 336, 338, 340, 342, 343, 346, 347, 348, 351, 352, 354, 357, 360, 364, 370, 374, 390, 396, 403, 412, 415, 416, 418, 420, 426, 436, 439, 440, 461, 476, 486, 495.—EDWIN TEARLE, *Gainsborough; October 12.*

*Exchange.*—Wanted, specimens of *Papilio Machaon*. Gentlemen will please write first with lists of desiderata, and those not answered within a week will understand that I am supplied.—W. A. GODWIN, 10, *Anglesea Villas, New Road, Hammersmith, W.*

*Exchange.*—I have specimens of the following species:—

*Colias Edusa*,  
*Argynnis Selene*,  
*Cænonympha Davus*,  
*Polyommatus Ægon*,  
*Acherontia Atropos*,  
*Nemeophila Plantaginis*,  
*Euthemonia Russula*,  
*Cosmia Trapezina*,  
*Xanthia Ferruginea*,  
*Aplecta Tincta*,

*Hadena Adusta*,  
*Agrotis Porphyrea*,  
*Anarta Myrtilli*,  
*Agriopsis Aprilina*,  
*Melanippe Hastata*,  
*Fidonia Piniaria*,  
*Ligdia Adustata*,  
 for which I shall be glad to receive—  
*Limenitis Sibylla*,  
*Polyommatus Argiolus*,  
*Pamphila Actæon*,  
*Zeuzera Æsculi*,  
*Cerura Furcula*,

... *Bifida*,

*Arctia Villica*,

or any other local species.—REV. F. TEARLE, *Grammar School, Kettering.*

---



---

NATURAL HISTORY OF THE  
 TINEINA.

---

NEPTICULA.

(Continued from p. 16.)

In the two last numbers we have called attention to some of the larvæ of this genus, with which we are not yet so fully acquainted as we could wish; we now proceed with the remainder, namely—

24. *Splendidissima*.
25. *Luteella*.
29. *Pomella*.
30. *Freyella*.
31. *Tormentillella*.
32. *Agrimoniella*.
33. *Paradoxa*.
34. *Speciosa*.
35. *Ariella*.
36. *Helianthemella*.
37. *Rhamnella*.
39. *Sorbi*.

24. *Splendidissima*. Of this I have the mine figured, but the larvæ unfortunately died before they could be

depicted. The larva, says Frey, is most plentiful on *Rubus cæsius*, occurring more sparingly on *Rubus fruticosus*, and still more rarely on *Rubus Idæus*. A thorough comparison of the larvæ and mines of this species with those of our old friend *Aurella* would be interesting. It is at any rate so far satisfactory that each particular bramble does not produce a distinct species of *Nepticula*, — we should get amongst thorns then, and no mistake!

25. *Luteella*. Of this I have a figure of the mine, though not of the larva; the mine is long and not much contorted, with a central line of black excrement: it is not uncommon amongst low birches in some localities.

29. *Pomella*. This larva is common in gardens on apple trees. "The mine is orange-coloured, with irregular tracks of brownish excrement; eventually it forms a blotch" (see Int. v. p. 44).

30. *Freyella*. The larva mines the leaves of *Convolvulus arvensis*; it is not uncommon at Fraukfort and Ratisbon, and several attempts have been made to transmit me the larvæ, but they have always fed up or died on the journey. The species has not yet occurred in England.

31. *Tormentillella*. In the leaves of *Potentilla Tormentilla* (*Tormentilla officinalis*) this occurs at West Wickham, and probably in other localities near London (see Int. viii. p. 176).

32. *Agrimoniella*. Mines the leaves of *Agrimonia Eupatoria* in September, assuming the pupa state within the leaf. This species or *Æneofasciata* probably occurs here, as *Nepticula* larvæ have been found in the leaves of *Agrimonia Eupatoria*. See 'Entomologist's Companion' (second edition, p. 141), where the following sentence occurs, "Observed a leaf

of *Agrimonia Eupatoria* mined as though by *N. Aurella*." Lately I have received some larvæ in the *Agrimonia Eupatoria* from Mr. Healy, which should probably be referred to *N. Æneofasciata*.

33. *Paradoxa*. This was thus noticed by Professor Frey (Int. iv. p. 14): "Last July I found in hawthorn a little *Nepticula* larva making dark brown blotches; from these I have recently bred a new species, which is nearly allied to *N. Anomalella*, and for which I propose the name of *N. Paradoxa*.—PROF. FREY, Zurich; March 24, 1858."

34. *Speciosa*. Mines the leaves of the sycamore, making long galleries (see Int. iv. p. 27). It has not yet been found in England.

35. *Ariella*. Mines the leaves of *Sorbus aria* (the white beam tree): not hitherto detected in this country, though there are plenty of beam trees, with their glistening-white-undersided leaves on Box Hill.

36. *Helianthemella*. Mines the leaves of *Helianthemum vulgare*, but not hitherto detected here.

37. *Rhamnella*. Larvæ of this were sent to me from Ratisbon this summer, but none were feeding when they reached me. I am not yet thoroughly impressed with a sufficient idea of its distinctness from *Catharticella*.

39. *Sorbi*. Collected by Mr. Wilkinson rather freely in leaves of mountain ash: I have the mine figured, but not the larva.

H. T. STAINTON.

---



---

#### PROCESSIONARY CATERPILLARS.

To the Editor of the 'Intelligencer.'

Sir,—The following paragraph has been going the round of the news-

papers, and is interesting as showing the amount of ignorance in Entomology of the general public:—

“*Disease in the French Oak.*—It is not our own English oak only that is suffering from disease. The oak trees in the French forests have been attacked this year by a strange disease. They are covered from the top branches to the roots with a species of caterpillar, which forms a coating some inches thick, and in some localities the municipal authorities have published a notice forbidding children to enter the woods, as these insects, at the approach of a human being, cover the face, neck and body; and their bite, it is said, has in many instances produced fever.”

It would take too much of your space to go through the paragraph critically; but it will be sufficient to give the real foundation for this extraordinary tale.

The oak trees in France are in some seasons infested with the larvæ of the Procession Moth (*Bombyx processionea*); their habit is to feed during the night, and in the day they cluster together on the trunks of the trees, spinning a slight web to cover the little colony: at night they leave their web; and ascend the tree in procession. In 1859, in the forest of Vincennes, I saw heaps of the cast-off skins at the roots of the trees: this year they have not been so abundant. In the forest of Meudon I met with several colonies of them, and brought a few to England with me, to watch their habits; they clustered together in the breeding-cage during the day, and in the evening, much to the amusement of myself and some entomological friends, formed a procession round the box to their food, keeping in exact line like a row of policemen: this took place every

night at a certain time till they spun up.

Whilst I was examining one of these little colonies at Meudon, one of the keepers came up to see what I was doing, and we entered into conversation. He told me that some seasons this larva was very destructive, and that children are employed to examine the trunks of the trees during the day, and collect all they can, and are paid by the number of litres they collected. It is quite possible that children thus employed may have got their hands covered with the hairs of these creatures, and been annoyed with a sort of nettle-rash, like that produced by handling the larvæ of the Gold-tail or *Lasiocampa Quercus*, and thus give a sort of foundation to the wonderful account published in the newspapers.

Yours truly,

J. C. DE-BOTHAM  
(as I am called in France).

Manchester,  
September 16, 1860.

*The new List of British Hemiptera.*—The following errata occur in the List of Hemiptera recently published:—

Page 38, sp. 502, *globus* is misprinted *glabus*; sp. 505, *lurida* is misprinted *livida*.

Page 48, sp. 664 is identical with sp. 687, and should be erased.

Page 52, sp. 718, *lectularia* is misprinted *betularia*.—F. WALKER, *Grove, Highgate*; October 13, 1860.

[Is not the reference to Curtis's figure, in the last-named species, also erroneous?]

*This day is published, post 8vo, cloth,  
price 3s. 6d.*

**SPECIES NOT TRANSMUTABLE,**  
NOR THE RESULT OF SECONDARY  
CAUSES: being a Critical Examination  
of Mr. Darwin's Work entitled 'Origin  
and Variation of Species.'

By C. R. BREE, M.D., F.L.S.,  
Author of 'The Birds of Europe,' &c. &c.

London: Groombridge & Sons, 5, Pater-  
noster Row.

*This day is published, price Sixpence (or  
Sevenpence post free),*

**A LIST OF BRITISH  
HEMIPTERA, &c.** By FRANCIS  
WALKER, F.L.S.

London: E. Newman, 9, Devonshire  
Street, Bishopsgate, N.E.

*Now ready, price One Shilling, post free,*

**THE LEPIDOPTERIST'S  
INDICATOR.** An Alphabetically  
arranged Guide to the Species of British  
Lepidoptera, with special reference to  
Doubleday's last List, Stainton's 'Ma-  
nual,' Wood's 'Index Entomologicus,'  
&c. By B. BRADNEY BOCKETT, M.A.  
Oxon, Vicar of Epsom, Surrey.

London: E. Newman, 9, Devonshire  
Street, Bishopsgate, N.E.

*Complete in Two Vols., fcp. 8vo, cloth,  
price 10s.,*

**A MANUAL of BRITISH BUT-  
TERFLIES and MOTHS.** By  
H. T. STAINTON.

This work contains descriptions of  
nearly 2000 species, interspersed with  
observations on their peculiarities and  
times of appearance, &c., and is illus-  
trated with more than 200 woodcuts.

London: John Van Voorst, 1, Pater-  
noster Row.

*Second Edition, price 3s.,*

**THE ENTOMOLOGIST'S COM-  
PANION.** By H. T. STAINTON.

"For those interested in the study of  
the smaller moths, this book will be found  
of great use."—*Athenæum*.

Van Voorst, Paternoster Row.

**EGGS OF BRITISH BIRDS, IN  
FINE CONDITION, for DISPOSAL  
or EXCHANGE.** The history of each  
can be given, by whom taken, with dates  
and localities. The Birds taken with the  
Eggs can be had Stuffed, at low prices.  
A complete List of 200 rare Eggs sent  
for two Stamps.

	s.	d.
Golden Eagle . . . . .	16	0
Spotted Ditto . . . . .	12	0
Iceland Falcon . . . . .	26	0
Buzzard . . . . .	1	4
Kite . . . . .	2	6
Peregrine . . . . .	8	0
Montagu's Harrier . . . . .	2	6
Woodchat . . . . .	0	8
Pied Flycatcher . . . . .	0	8
Bee-eater . . . . .	2	0
Roller . . . . .	1	10
Hooded Crow . . . . .	0	4
Bohemian Waxwing . . . . .	38	0
Golden Oriole . . . . .	1	2
Fieldfare . . . . .	0	6
Great Sedge Warbler . . . . .	0	8
Galactodes . . . . .	0	6
Latham's Pettichaps . . . . .	0	5
Crested Tit . . . . .	0	6
Spotted Woodpecker . . . . .	1	2
Crested Lark . . . . .	1	0
Lapland Bunting . . . . .	2	6
Hawfinch . . . . .	0	8
Serin Finch (new British species)	2	6
Capercally . . . . .	2	0
Black Grouse . . . . .	1	2
Pterocles Setarius (new British Sand Grouse) . . . . .	20	0
Great Bustard . . . . .	3	6
Little Bustard . . . . .	4	6
Kentish Plover . . . . .	1	0
Little Ringed Plover . . . . .	1	1
Crane . . . . .	6	0
Black Stork . . . . .	3	0
Little Egret . . . . .	3	0
Rednecked Phalarope . . . . .	2	0
Caspian Tern . . . . .	3	3
Arctic Tern . . . . .	0	4
Iceland Gull . . . . .	3	6
Castanacus Duck . . . . .	2	0
Great Northern Diver . . . . .	9	0
Blackthroated Diver . . . . .	9	0

Address, "Oologicus," 13, Hova Villas,  
Brighton.



# THE ENTOMOLOGIST'S WEEKLY INTELLIGENCER.

No. 212.]

SATURDAY, OCTOBER 27, 1860

[PRICE 1d.]

## DIFFERENCE OF OPINION.

"THIS," writes one of our esteemed correspondents, "is the best year for larvæ I ever knew. I've a long way over 2000 all right, and a good 500 or 600 still feeding. Everybody grumbles that they can get nothing this year; but the fact is they were afraid of the rain, and did not turn out. I asked my friend B. how he found it, and he is of my opinion."

We believe it is unnecessary to state the county in which the letter above quoted was written. The writer evidently assumes that his experience ought to have been the experience of all other entomologists. We had imagined that the sun might shine in Peru whilst it was raining in Kamschatka, and we can conceive the possibility of insects being plentiful in one place and scarce in another.

It is, however, interesting to record that in one part of our island entomologists have found that success which some of their brethren have sought in vain, *even in the rain.*

What right has one man to say that twenty others did not turn out because it rained? Has he any grounds for the statement, or is it merely a surmise—a vague conjecture?

If other entomologists have found this such a profitable year we should be very glad to hear from them; the general complaint, not only here, but on the Continent, has been that insects have been scarce, in addition to the weather being bad.

Even from the extreme north of Norway Dr. Staudinger writes, "The weather was very bad, yet we found several pretty new species, and also a new *Ornix*, which probably feeds on *Betula nana*. We took a number of the beautiful *Ornix interruptella* of Zellerstedt. We collected many *Nephticula* mines in *Rubus Chamamorus*, *Betula nana* and *Comarum palustre*; though it is yet problematical whether we shall succeed in rearing them." There is no appearance here of a plethora of insect life.

We believe that a full report of Dr. Staudinger's doings in the North will shortly appear in the pages of the 'Stettin Entomologische Zeitung.'

THE ENTOMOLOGIST'S WEEKLY INTELLIGENCER may be obtained

WHOLESALE of E. Newiman, 9 Devonshire Street, Bishopsgate, and of W. Kent & Co. 51 & 52 Paternoster Row.

RETAIL of James Gardner, 52 High Holborn; H. J. Harding, 1 York Street, Church Street, Shoreditch; A. W. Hockett, 3 East Road, City Road; W. Weatherley, High Street, Peckham; C. J. Cribb, 8 Westbourne Grove, Bayswater; W. Cull, 34 Henry Street East, St. John's Wood.

All communications to be addressed to MR. H. T. STANTON, Mountsfield, Lewisham, near London, S.E. No notice will be taken of anonymous communications.

EXCHANGE.—The charge for lists of duplicates and desiderata remains as before—

	s.	d.
Under half a column . . . . .	0	6
Above half a column, but under half a page . . . . .	1	0
Above half a page, but under a page . . . . .	2	0

Correspondents will therefore please enclose stamps for these amounts when they send notices which belong to the heading of "Exchange."

CHANGE OF ADDRESS.—Having left Llanbedr Hall, Ruthin, my address will be—F. A. JESSE, *The Grove, Kentish Town, London*; Oct. 17.

CHANGE OF ADDRESS.—I have removed from 80, Gopsall Street, Hoxton, and shall be obliged to my entomological friends if they will address to me in future as follows:—JAMES BRYANT, 63, *Old Broad Street, London, E.C.*

TO CORRESPONDENTS.

W. F. K.—There will be no occasion to publish your address till you have one. There will not be any List of Entomologists in the forthcoming 'Annual.'

A. T.—A cylindrical ochreous case can hardly belong to *Saturatella*; it sounds more like a case of *Coleophora Albicosta*.

F. H.—XIII., XIV. and XV. duly received; many thanks for the larvæ, insects and dissertation on the Psychidæ.

CAPTURES.

LEPIDOPTERA.

*Colias Hyale*.—I have not seen any mention of this insect during the late extraordinary summer. Two specimens occurred at Worthing, on the 21st of August, one in the Steyne Gardens, the other on the downs.—J. R. HIND, 22, *Grove Road, St. John's Wood*; Oct. 15.

*Thecla Pruni*.—In a box of Lepidoptera captured within a few miles around Chesterfield, I find this very local species, also *C. Fluctuosa*, *X. Scolopacina*, *P. Interrogationis*, *C. Glabraria*, and other insects not generally common. **IBID.**

*Autumn Butterflies*.—A very fine specimen of *Vanessa Polychloros* was taken by my brother, T. F. Jesse, on Tuesday last, on the road to Ruthin. I have also taken twenty-four specimens of *Grapta C-album*.—F. ABLETT JESSE, *Llanbedr Hall, Ruthin*; October 6.

*Sphinx Celerio*.—I saw a beautiful specimen of this insect, which flew into the shop of Mr. Steel, chemist, in Beccles, attracted by the light, and then it alighted on a door in the shop.—W. WINTER, *Aldeby*; October 15.

*Lithocolletis Spinicolella*.—I had the pleasure of taking several of the above, in company with *Ornix* and a few *Nepticula* mines, on sloe, yesterday, near Hampstead. I do not see any scarcity of *Micro* larvæ this season; I have taken a great many *Nepticula* mines on bramble, wild rose, wild apple, elm, and one in ash; also *Lithocolletis* and *Ornix*, in almost any quantity, upon hawthorn, ash,

wild apple, elm and oak.—A. TAYLOR, 7, Campbell Street, Hall Park, Maidu Hill, London; Oct. 22.

Some Captures near York.—(An addendum to those recorded at pp. 19 and 20):—

*Acidalia Inornata*. End of July and beginning of August.

*Acronycta Leporina*. A fine male at sugar; August 24.

*Cheimatobia Brumata*. October 12.

*Epione Apiciaria*. October 13.

The last two are somewhat singular illustrations of the exceptional character of the season, and they seem to indicate that whilst cold and inclement weather has the effect of retarding the development of insects peculiar to summer, it has the contrary effect of hastening the development of those peculiar to winter: that these two apparently opposite effects should be produced by the same cause seems, at first sight, somewhat paradoxical; but a closer investigation and consideration will show that it is but reasonable, or at any rate consistent with the fact that some insects are peculiar to warm weather and others to cold weather. It is certainly a singular fact that so delicate an insect as *Brumata*, or even *Dilutata*, *Defoliaria*, *Aurantiaria*, *Progemmaria*, *Ruficapraria*, *Æscularia*, *Leucophearia*, &c., &c., should be peculiar to cold weather, whilst so many robust-looking animals should belong to the warm.—J. BIRKS, York; October 15.

Captures at Light.—I took a few specimens of *C. Xerampelina*, also a very fine *L. Cespitis* and *E. Cervinaria*, in beautiful condition. I took the last *Xerampelina*, in beautiful condition, on the 22nd of September, and might have taken more had they not stopped lighting the lamps.—J. T. CARRINGTON, Clifton, York; October 16.

Notes on Captures at Deal.—Before I leave the coast of Kent I must send you a few notes which I have made during

the last two months. To begin with the butterflies,—no *Colias Edusa*, no *Pieris Daphidice*; of *Cynthia Cardui* there have been a few seen, when by chance there was a few hours' sun—a rare sight; of *Polygonmatus Agestis* and *Alexis* (generally so common here in their second brood) I do not think I have seen a dozen of each; I found but one larva of *P. Agestis* on the crane's-bill (*Erodium cicutarium*), so rare have they been. By the bye, has any one yet taken the larva of *P. Agestis* on the *Helianthemum*, after so many statements of that being their food-plant? The lives of many of the day-flyers have been prolonged to a late period; during the few hours' sun on the 4th of the present month I saw the Burnet, *P. Corydon*, *Hipparchia Janira*, with *Vanessa Io* and *Atalanta*, *Cynthia Cardui*, *Vanessa Urticæ* and *Gonepteryx Rhamni*, all flying at the same time, in very good condition; of the larva of *V. Io* (usually so common here) I have seen but one small brood. Many Nocturæ have been rare at sugar, though *Plusia Gamma* and the Angle-shades have been perfect pests. More things came to the sugar during the present month than all the summer: *C. Nigrum*, in swarms; *Aporophylla Australis*, rare; *Agrotis Saucia*, several; *Calocampa Exoleta*, common; *Hydræcia Nictitans*, *Agrotis Tritici*, *Orthosia Lota*, *Catocala Nupta*, with several others; but what appears strange is the rarer the moths have been the commoner are the larvæ: I have never seen larvæ so abundant as this year; of *Smerinthus Ocellatus* and *Cerura Vinula* it seemed as if the more were taken the more came; twenty-six dozen of the larvæ of *S. Ocellatus* were taken on the sand-hills; of the Tortrix *Argyrolepis maritimana* none were to be found in the spring, but I see the larvæ are now very numerous, and just full fed. For Hymenoptera it has been a bad season: as to the wasps I have seen but one, which I took in June, with its wings

down over its legs, in the same manner as when the insect is in the torpid state during the winter months; it still remains in that state, and appears none the worse for its nearly five months' imprisonment. As to Coleoptera, many have been rare, from the localities being under water: that famous spot for many species, near Sandown Castle, has been under water the whole of the season; the castle walls surrounding the moat, which have stood for centuries, have been washed down by the sea, so that the favourite locality for *A. Pæciloides* and others has been destroyed. On the 10th of the present month I took, on the sand hills a fine specimen of *Sirex Gigas*; there are no timber trees near the spot. I must also state that the larvæ of *Peronea Hastiana* is now very common on the shallows, many of them yet very young; it is time the imagos were out. Will they come out this season, or lay over? Entomology is fast spreading in this county: the East Kent Natural History Society held their meeting at Ashford this season; the Earl of Winchelsea gave them the use of his park for the occasion, when I understand some fifty or sixty nets were in use.—H. J. HARDING, 1, York Street, Church Street, Shoreditch; October 20.

---

#### OBSERVATIONS.

---

*Sophronia Emortualis*.—About the 12th of last July I took a fine female specimen of this insect. It has a predilection for sweets, for I took it in company with other sugar-loving Deltoides and Pyralides. Mr. H. Cooke's description (Intel. vol. v. p. 123) of this new Deltoides, though for the most part correct, was evidently made from a very indifferent specimen, and consequently is imperfect in some particulars. Its colour is a light yellowish olive, dusted with

numerous small black spots. A figure of this insect in Wood's 'Index Entomologicus (first edition, pl. 27, fig. 768) will give a tolerable idea of its colour, though of little else. The first line seems not to be continued on the under wing. There is a crescent-shaped yellowish marking on the under wing, about half way between the base and the tip of the wing, but it does not appear to rise on the costa, and it distinctly ceases before it reaches the middle of the wing; besides it is in a different direction to the line on the upper wing, and if continued to the inner margin it would strike the second line. I have examined, by the aid of a common magnifying-glass, what seems to be "the posterior margin of the reniform stigma," of which Mr. Cooke speaks, but I cannot trace the rest of the marking of the stigma; and there only appears a yellowish crescent-shaped marking, which corresponds exactly with that on the under wing.—REV. B. H. BIRKS, Stonor, Henley-on-Thames; October 17.

*Larva of Nemotois* ———?—I herewith send you larvæ of *Dumerilellus*? on *Scabiosa succisa*. Dr. Wocke suspects that the larvæ of *N. Cupriacellus*, *Pfeifferellus* and *Minimellus* feed on that plant. The two first-named species have not yet occurred here, and *N. Minimellus* is only in one locality, but *N. Dumerilellus* is abundant on all sides of us, and especially in the wood where these larvæ were collected. The cases of these larvæ come very near to those of *N. Violellus*, yet are rather shorter, with hardly perceptible indentation in the middle, and are of equal breadth at both ends, whereas, in the case of *Violellus*, one end is generally broader than the other.—FRIEDRICH HOFMANN, Ratisbon; October 10, 1860.

*Larva in Anthemis Tinctoria*.—In the heads of this plant we have found a larva which we fancy will produce *Chionodes trigutella* (*Butalis Scopolella*). In

June last the moths of that species flew round the plants of *A. Tinctoria*, and sat on the flowers, and my son Ottmar found empty pupa-skins of some Lepidopterous insect in the dried stems of that plant. On the 8th instant, whilst searching on this plant along with my son Ernst, we found a few larvæ in the heads of the *Anthemis Tinctoria*: these appear to feed on the seeds of the plant, but perhaps when full fed they will bore into the stems to winter there.—IBID.

[We fancy these larvæ will produce some *Parasia* or *Gelechia*; we shall be extremely surprised if *Chionides triguttella* makes its appearance from them.]

---



---

EXCHANGE.

---

*Lasiocampa Rubi*.—Among the numerous boxes I have received for larvæ of this insect, one has come to hand enclosing four postage-stamps, the sender of which has omitted both name and address; post-mark “—ndle”—probably Oundle: if he will forward me the necessary particulars I shall have pleasure in complying with his request. I have plenty more larvæ for all applicants.—JOHN E. ROBSON, *Queen Street, Hartlepool*; October 16.

*Peronea Shepherdana*.—I have some bred specimens of this insect to spare, and shall be glad to receive in return local species of Tortrices, &c., if perfect and well set.—T. BROWN, 13, *King's Parade, Cambridge*; October 15.

*Jersey Insects*.—Having a limited quantity of *Melitæa Cinxia*, I should be glad to exchange them for any of the following:—

Argynnis Adippe,  
 ... Euphrosyne,  
 Nemeobius Lucina,  
 Thecla W-album,  
 Limenitis Sibylla,  
 Smerinthus Ocellatus,

*Saturnia Pavonia-minor*,

*Chærocampa Porcellus*.

—T. LE BRETON, *St. Saviour's Rectory, Jersey*.

*Exchange*.—I have duplicates, in good condition, of the following species, as numbered in the Appendix to the ‘Manual’:—Nos. 3, 12, 29 (bred), 54, 55, 66, 68, 154, 232, 260, 309, 360, 542, 640, which I should be glad to exchange for Nos. 42, 43, 59, 62, 69, 90, 95, 112, 113, 116, 119, 124, 125, 143, 155, 183, 186, 195, 203, 209, 210, 212, 216, 218, 229, 241, 243, 244, 245, 264, 270, 280, 285, 296, 299, 300, 316, 319, 320, 324, 326, 335, 352, 365, 367, 372, 382, 385, 386, 389, 407, 408, 420, 423, 433, 457, 473, 480, 482. Only fine and well-set specimens will be of use to me.—M. S. BLAKER, *Lewes*.

*Exchange*.—Having taken four dozen of *Thera Juniperata*, I shall be glad to send series for any common Noctuid or Geometrina that I do not possess.—CHARLES HOLYDAY, 16, *Huntsworth Terrace, Portman Market, London, N.W.*; October 23.

*Too many Applications*.—The number of applications resulting from my notice of duplicates of *E. Lichenea*, on the 1st inst., has far exceeded my expectations, and instead of two dozen I find that five dozen larvæ would not supply the demand that has sprung up; and I wish here to remark that I did not insert it as an indirect way of exchange, as some gentlemen perhaps understood it, but as a free gift, and to those gentlemen who first forwarded boxes I gave the preference, as they went to the most expense: by Monday night's post I had forwarded thirty-one specimens, which can be borne out by many. To those gentlemen who have not heard from me I beg to say that, if they wish it, I will send them the larvæ in the spring. From Mr. S., of Jersey, I received a box of broken Fritillaries,—they were, in fact, all to pieces,—and I wish to know

what I shall do with his and some other unpaid boxes, as it cannot be expected that I should pay the return postage for them. If Mr. S. will let me know his wants I will endeavour to send him something else. I should have felt happy to have been able to supply every one, but I named the number, and as it was limited I could not do as I should have wished, and I trust this will be a satisfactory apology.—J. S. DELL, 126, *Navy Row, Morice Town, Devonport; October 16.*

---

#### FORCING LASIOCAMPA RUBI.

*To the Editor of the 'Intelligencer.'*

Sir,—In this day's 'Intelligencer' Mr. Robson intimates that he is unaware of any system of forcing the larva of *Lasiocampa Rubi*. I wish to acquaint Mr. Robson, or any other entomologist in the same position, that the practice of forcing larvæ of *Lasiocampa Rubi* is an old one, and the practice very simple. One method is thus described by a correspondent to the 'Substitute' (and what entomologist that has read the 'Intelligencer' from the commencement has not also read the 'Substitute'?):—

"Having captured a dozen caterpillars of *L. Rubi* on Houghton Moss, I brought some peat dust from the same place, and half filling a small wooden box with it, I put the larvæ in, having first perforated the lid for air-holes, and placed the box in a cupboard abutting on the kitchen flue; and between Christmas and the end of January nine moths came out, six perfect insects and three cripples. The larvæ were full-sized when I took them, about the beginning of October."

The 'Substitute' mentions other instances of forcing larvæ; and, I should

like to add, I conceive that work to be really useful, as it contains much information servicable to incipients.

Yours, &c.,

RICHARD CARTMEL.

3, Gloucester Road,  
Old Kent Road, S.E.; Oct. 13.

---

#### ON A NEW LITHOSIA INTERMEDIATE BETWEEN *L. COMPLANA* AND *L. COMPLANULA*.

BY C. S. GREGSON.

(Read before the Northern Entomological Society, September 29, 1860.)

SOME time ago my friend Mr. Doubleday called my attention to the form of *Lithosia* which we take on our mosses, by telling me that his friend M. Guenée had observed the peculiar suffused appearance on the under wing of our species. Until last year I never obtained a good specimen of the type of Mr. Doubleday's *Complana*, when I got one taken by my friend Mr. Hydes, of Sheffield, in the New Forest: this specimen I placed in my cabinet as a variety under my moss species. Since then I have paid much attention to this group, and have now concluded in my own mind that the species we take on our mosses is distinct from the *Complana* of Mr. Doubleday's List, and ought to be placed between that species and his *L. Complanula*: from the first it differs in its more rounded costa, the costal streak being narrower and not carried out to the apex of the wing parallel, as in *L. Complana*: in its more silky appearance, and general narrower form; in the under wings always being suffused more or less,—sometimes, as in one specimen before you, they are quite dark, without any of the

yellow upon them. It also differs much on the under side; perhaps the best character there is one pointed out to me by Dr. Knaggs: in *Complana* there is always a costal streak on the under side of the inferior wing, from the apex to the base, of one uniform width, or nearly so; whereas in the species from our mosses the same streak is broad for nearly one-third of the wing, when it either disappears abruptly or is only continued to the base as a very faint narrow streak.

From *Complanula* it differs in being less rounded on the costa, and also in the collar being continued unicolorous with the costal streak, as in *Complana*; the costal streak varies much in its breadth at the apex, sometimes being carried through of an equal width, as in *Complana*, at others approaching the form so invariably seen in *Complanula*; but it always wants the ample yellow under wings of that species. Formerly there was a *L. depressa* in our lists; this species is figured and described as with a very broad costal streak carried straight out below the apex of the wing, and with suffused under wings. Can this be our species? No; partly because it is said to have a straight costa, whilst ours has a rounded costa; and, secondly, because, whilst it is figured in "Westwood and Humphrey" (p. 20, f. 14), with a broader costal streak than *Complana*, our insect has a narrower and less straight mark than either.

What then can our moss insect be? My opinion is that it is neither one nor the other of the above species, and I therefore propose to call it *Lithosia Sericea* from its peculiar silky appearance.

C. S. GREGSON.

Spring Hill, Stanley.

CRITICAL OBSERVATIONS ON SOME OF THE SPECIES OF THE GENUS COSMOPTERYX.

BY H. T. STANTON.

We now turn our attention to the exotic species of the genus *Cosmopteryx*. Dr. Clemens has described, in the 'Proceedings of the Academy of Natural Sciences of Philadelphia,' a *Cosmopteryx Gemmiferella*, which is intermediate between *C. Scribaniella* and the *Druryella* group. The essential characters of this species are—

"Anterior wings dark greenish brown, with three short longitudinal silvery streaks near the base (these represent the fascia we find in *Eximia* and *Schmidella*), with a reddish orange fascia, edged with silvery violet, in the middle (this fascia is considerably broadest on the costa, its hinder margin being formed by two silvery violet spots, which are by no means opposite); at the apex is a short silvery white scale, preceded by a violet silvery spot, with which it is not connected."

Dr. Clemens has very liberally forwarded me six specimens of his *Cosmopteryx*; but I find, on close examination, that only four of them truly belong to *Gemmiferella*, the other two being manifestly a distinct though closely allied species, which, though possessing the three short longitudinal streaks near the base in place of the fascia, differs in the following respects:—The ground-colour of the anterior wings is darker, the orange fascia is paler, not so reddish, its margins are pale golden, instead of silvery violet, and its hind margin is almost straight, and thus very different from that in *C. gemmiferella*; finally, the apical streak is continuous, not interrupted, and of a

silvery white throughout. I have much pleasure in naming this species, after its captor, *Cosmopteryx Clemensella*.

From Calcutta I have received (from Mr. Atkinson) specimens of *C. Asiatica*, which I described in the fifth volume of the 'Transactions of the Entomological Society,' new series, p. 123. This comes very near to the *C. gemmiferella* of Clemens, but is much smaller. As in that species the fascia near the base is replaced by three bronze horizontal lines, and the orange fascia is considerably broadest on the costa and its posterior margin consists of two silvery violet spots, decidedly not opposite, and the silvery apical streak is interrupted.

From Port Natal I have a specimen collected by Herr Gueinzus; this is too injured for description, but it is clearly of the *Druryella* group, and as in *Gemmiferella*, *Clemensella* and *Asiatica*, the fascia near the base is replaced by longitudinal streaks.

From Moreton Bay I have specimens, collected by Mr. Diggles, of a species closely allied to *Scribaiella*, having the basal streaks almost as in that species, and a projecting tooth from the middle of the hind margin of the orange fascia, which almost touches the uninterrupted silvery white apical streak. These specimens are not in very first-rate condition, and he must be a bold man indeed who, seeing the difficulties of the study of this genus, would rashly decide from any but perfect specimens.

From Ceylon I have a pretty species, unfortunately much mutilated, which seems rather allied to *Lienigiella*, and from Calcutta and from Moreton Bay I have several other species, which though closely allied seem slightly discordant from the true genus *Cosmopteryx*.

The larvæ of none of the exotic species are known.

THE ENTOMOLOGIST AND THE IDLER: A TRUE STORY.—A Coleopterist was one morning lately, upon the sea-shore, shaking sea-weed over a sheet of paper, on which beetles and shrimps were falling. An idler looked on for a short time, from a little distance, and said, "Getting any gold dust down there?" "That depends upon opinion," said the collector, "'tis not all gold that glitters, and what may appear worthless to some is gold to others." Excited by this answer, Sneerer comes closer, and says, "Why, they are only insects! what good are they for?" "Exactly," said collector; "that is just the point; it is a great puzzle what is the good of a great many things in the world: for instance, of what good are you?" Sneerer was shut up; not only had he never been asked the question before, but it had never occurred to him; and, looking as if he should require some time to answer it, he walked away, it is to be hoped with a determination to solve the riddle.—Q.

---

Now ready, price 1s. 1d., post free,

THE LEPIDOPTERIST'S INDICATOR. An Alphabetically arranged Guide to the Species of British Lepidoptera, with special reference to Doubleday's last List, Stainton's 'Manual,' Wood's 'Index Entomologicus,' &c. By B. BRADNEY BOCKETT, M.A. Oxon, Vicar of Epsom, Surrey.

London: E. Newman, 9, Devonshire Street, Bishopsgate, N.E.

---

Price 3s. 6d.,

THE WORLD OF INSECTS; A Guide to its Wonders. By J. W. DOUGLAS, President of the Entomological Society of London.

London: John Van Voorst, 1, Paternoster Row.



# THE ENTOMOLOGIST'S WEEKLY INTELLIGENCER.

No. 213.]

SATURDAY, NOVEMBER 3, 1860

[PRICE 1*d.*

## ASTEROIDS.

WHILST travelling in the Midland Counties we lately overheard a curious conversation amongst our railway fellow-travellers on the subject of the asteroids.

We scarcely know how the conversation originated, but our attention was attracted by a middle-aged individual exclaiming with some emphasis,—

“Sixty! impossible!!”

When any one asserts that a thing is impossible one's curiosity is naturally aroused, and we immediately set to work to discover on what topic our fellow-passengers were disputing.

“Oh! it's not impossible, because it's the fact; they weren't found all at once, but by degrees, first one and then another; for a long time there were only four known, but now there are actually sixty, and they are all between Mars and Jupiter.”

“But, my dear sir, as I was saying the thing is impossible; it's not in the nature of things. I can understand half-a-dozen big planets; that's all easy

and sensible enough! but sixty little ones is past a joke, and I *won't* believe it.”

“Really, sir,” was the reply, “I hardly know how to argue with you; these asteroids (as the little planets are termed) are perfectly well known and acknowledged by all astronomers, who have devoted their attention to the subject, and they have been discovered gradually, some by one astronomer and some by another.”

“Well,” replied the objector, “all I have to say is that the thing's unreasonable, and contrary to all my notions of the heavenly bodies, and I *won't* believe it.”

“But I think, if you will just reflect a moment, sir, you must admit that as astronomers are rather numerous now-a-days, and these asteroids have been discovered by a number of different observers, each of whom we may naturally suppose to be rather jealous of the reputation of other astronomers, each reported discovery has to be scrutinized by a number of critical and not very friendly eyes, and unless it were really well founded would soon be consigned to oblivion.”

“Ah! my dear sir, I see you take a prejudiced view of the subject, so I would rather not argue on the matter.”

The conversation dropped, and we fell asleep: suddenly we were at a Meeting of the Entomological Society, and a gentleman was remarking that the Micro-Lepidopterists made too many species — but just then, unfortunately, we were aroused by the train stopping, and shouts of “L’ster, L’ster,” and so our slumbers came to an abrupt conclusion.

---

THE ENTOMOLOGIST'S WEEKLY INTELLIGENCER may be obtained

WHOLESALE of E. Newman, 9 Devonshire Street, Bishopsgate, and of W. Kent & Co. 51 & 52 Paternoster Row.

RETAIL of James Gardner, 52 High Holborn; H. J. Harding, 1 York Street, Church Street, Shoreditch; A. W. Hockett, 3 East Road, City Road; W. Weatherley, High Street, Peckham; C. J. Cribb, 8 Westbourne Grove, Bayswater; W. Cull, 34 Henry Street East, St. John's Wood.

At Beverley, of John Ward, News Agent, &c. 'Recorder' Office.

At Birmingham, of Robert Burns, 63 Edmond Street.

At Brighton, of John Taylor, News Agent, &c. 86 North Lane.

At Cheltenham, of C. Andrew, 129 High Street.

At Darlington, of M. Simonson, News Agent, Bondgate.

At Hemel Hempstead, of H. Salter, Bookseller, &c. High Street.

At Huddersfield, of J. E. Wheatley and Co., Booksellers, 18 New Street.  
At Kingston-on-Thames, of W. Bryden, Bookseller, &c. Apple Market.

At Leeds, of J. Fox, Bookseller, &c. Boundary Terrace, Burley Road.

At Maidstone, of Messrs. Nicholsons, Brothers, Printers, &c. 31 Mill St.

At Middleton; of John Fielding, Bookseller, Wood Street.

At Oldham, of John Holt, Bookseller, 6 George Street.


At Rotherham, of H. Carr, Bookseller, Bridge Street

At Sheffield, of C. K. Jarvis, News Agent, Post Office, Barker's Pool.

At Wakefield, of William Talbot, Crystal Place.

At Worcester, of G. Morgan, Bookseller and News Agent, Little Angel St.; and of J. Pegg, Bookseller and News Agent, 20 Mealcheapen Street.

At York, of Robert Sunter, 23 Stonegate.

 Country Newsvenders who have this paper on sale are requested to send us their names and addresses to be added to the above list.

---

*All communications to be addressed to MR. H. T. STANTON, Mountsfield, Lewisham, near London, S.E. No notice will be taken of anonymous communications.*

---

EXCHANGE.—The charge for lists of duplicates and desiderata remains as before—

	<i>s. d.</i>
Under half a column . . .	0 6
Above half a column, but under half a page . . .	1 0
Above half a page, but under a page . . . . .	2 0

Correspondents will therefore please enclose stamps for these amounts when they send notices which belong to the heading of “Exchange.”

Mr. STANTON will be "at home" on Wednesday next, the 7th inst., at 6 P.M., as usual.

---



---

TO CORRESPONDENTS.

---

B. G., WAKEFIELD.—Your larvæ are saw-fly larvæ; that on the fig-wort is *Tenthredo Scopulariæ* (see Ent. Ann. 1858, p. 125).

F. O. R.—Try and breed your larvæ; we cannot say what they are from your descriptions.

---



---

CAPTURES.

---

LEPIDOPTERA.

*Agrophila Sulphuralis*.—I have to announce the capture of ten specimens of *A. Sulphuralis* this year in Norfolk. I took them all in the last week of July and the first week of August, in very good condition, flying over a hedge of Scotch fir. I took nine of them in one place, but the other I caught nearly two miles off. I should have caught several more if it had not been for the bad weather.—R. T.; October 30.

*Captures near Sheffield*.—The following are a few of the more important of my captures at or near Sheffield during the past year. Those marked with a \* I have taken in the larva state as well as in the perfect state.

- \*Thecla W-album,
- Hepialus Velleda,
- ... Sylvinus,
- \*Notodonta Dromedarius,
- \*Lophopteryx Camelina,
- \*Drymonia Chaonia,
- \*Saturnia Pavonia-minor,
- \*Eriogaster Lanestris,
- \*Pæcilocampa Populi,
- \*Dasychira Pudibunda,

- Nemeophila Plantaginis,
- Phragmatobia Fuliginosa,
- Diaphora Mendica,
- Triphæna Fimbria,
- Luperina Cespitis,
- Noctua Brunnea,
- ... Dahlii,
- ... Glareosa,
- ... Neglecta,
- \*Agrotis Porphyrea,
- Orthosia Lota,
- ... Macilenta,
- ... Suspecta,
- Anthocelis Pistacina,
- ... Luuosa,
- Amphipyra Pyramidea,
- Cloantha Solidaginis,
- Xylophasia Hepatica,
- ... Scolopacina,
- Apamea Connexa,
- ... Gemina,
- \*Hadena Adusta,
- ... Dentina,
- \*Dianthæcia Capsincola,
- Polia Chi,
- Agriopis Aprilina,
- Thyatira Batis,
- Acronycta Menyanthidis,
- Cymatophora Fluctuosa,
- ... Duplaris,
- ... Flavicornis,
- \*Cosmia Diffinis,
- \* ... Affinis,
- Euperia Fulvago,
- \*Xanthia Gilvago,
- \* ... Citrago,
- \*Gortyna Flavago,
- Grammesia Trilinea,
- ... .. var. Bilinea,
- Miana Arcuosa,
- \*Anarta Myrtilli,
- Platypteryx Lacertula,
- Drepana Falcula.

With the exception of a few wet coats, the season has proved favourable, and it has been a splendid year for larvæ: I have more than a thousand safely gone to earth. I may here mention that the sweeping-net has been very successful;

the mode of using it for certain species, hitherto rarities with us, was imparted to me by a well-known Lancashire entomologist, of whom I cannot speak too highly for his readiness in giving his experience. — WILLIAM THOMAS, *Tom Cross Lane, Sheffield.*

## DIPTERA.

*Lycoperdina Bovistæ.* — Whilst examining puff-balls, amongst other things, I took up one in which there were a dozen individuals. Wherever I have looked for the insect I have always been fortunate enough to meet with it, but I never had such a quantity from a single puff-ball before. — JOHN SCOTT, 13, *Torington Villas, Lee, S.E.:* Oct. 30.

## EXCHANGE.

*Exchange.* — I have larvæ of *Phragmatobia Fuliginosa* and pupæ of *Amphidasis Prodomaria*, which I shall be glad to exchange for

Limenitis Sibylla,  
Hipparchia Semele,  
Polyommatus Corydon,  
Procris Globulariæ,  
Anthrocera Minos,  
Acherontia Atropos,  
Sphinx Convolvuli.

— T. C. WILKINSON, *Thurning Rectory, near Oundle, Northamptonshire.*

*Exchange.* —

Nonagria Neurica,  
Erastria Venustula,  
Pyrallis Fimbrialis,  
Endotricha Flammealis,  
Spilodes Palealis,  
Selenia Illustraria,  
Eupithecia Pusillata,  
Hyria Auroraria,  
Retinia Turionana,  
Ephippiphora Regiana.

— W. DOWNING, *Wanstead, Essex;* October 30.

## AMERICAN ENTOMOLOGY.

*A List of the American Tineina described by Dr. Brackenridge Clemens, in the 'Proceedings of the Academy of Natural Sciences of Philadelphia' for the years 1859 and 1860.*

- \**Tinea biflavimaculella.* 1859, p. 257.  
\* ... *dorsistrigella.* 1859, p. 258.  
... *crociapitella.* Do.  
\* ... *lanariella.* Do.  
... *carnariella.* Do.  
\* ... *nubilipennella.* 1859, p. 259.  
... *variataella.* Do.  
\**Xylesthia pruniramiella.* Do.  
\**Amydria effrenatella.* 1859, p. 260.  
\**Auaphora plumifrontella.* 1859, p. 261.  
... *Popæanella.* Do.  
... *arcanella.* Do.  
\**Lithocolletis lucidicostella.* 1859, p. 319.  
\* ... *Robiniella.* Do.  
\* ... *Desmodiella.* 1859, p. 320.  
... *æripherella.* Do.  
\* ... *basistrigella.* 1859, p. 321.  
\* ... *argentifimbriella.* Do.  
... *obscuricostella.* Do.  
... *Ostryæfoliella.* 1859, p. 322.  
\* ... *lucetiella.* Do.  
... *obstrictella.* Do.  
... *Caryæfoliella.* 1859, p. 323.  
... *aceriella.* Do.  
... *guttifinitella.* 1859, p. 324,  
and 1860, p. 208.  
... *Cratægella.* 1859, p. 324.  
... *hamadryadella.* Do.  
... *argentinetella.* 1859, p. 325.  
... *Fitchella.* 1860, p. 207.  
... *tubiferella.* 1860, p. 208.  
*Tischeria solidagonifoliella.* 1859, p. 326.  
... *Zelleriella.* Do.  
\* ... *citripennella.* Do.  
... *malifoliella.* 1860, p. 208.  
\**Phyllocnistis vitigenella.* 1859, p. 327.  
*Leucanthiza amphicarpeæfoliella.* 1859,  
p. 328.  
\**Coleophora coruscipennella.* 1860, p. 4.  
... *laticornella.* 1860, p. 5.

- Coleophora cænospennella.* Do.  
 ... *infuscatella.* Do.  
 ... *cretaticostella.* Do.  
*Incurvaria russatella.* Do.  
 ... *Acerifoliella.* Do.  
 \* *Plutella vigilaciella.* Do.  
 \* ... *limbipennella.* 1860, p. 6.  
 ... *mollipedella.* Do.  
*Gracilaria superbifrontella.* Do.  
 ... *fulgidella.* Do.  
 ... *venustella.* Do.  
 ... *strigifinitella.* 1860, p. 7.  
 ... *violacella.* Do.  
 \* *Argyresthia orasella.* Do.  
*Ornix trepidella.* Do.  
 ... *festinella.* Do.  
 ... *Cratægifoliella.* 1860, p. 8.  
*Hyponomeuta multipunctella.* Do.  
 \* *Bedellia?* *Staintoniella.* Do.  
*Elachista illectella.* 1860, p. 9 and 172.  
 ... *maculoscella.* 1860, p. 9.  
 ... *madarella.* Do.  
 ... *prematuella.* 1860, p. 172.  
 \* *Cosmopteryx?* *gemmiferella.* 1860, p. 10.  
*Eudarcia simulatricella.* 1860, p. 11.  
*Antispila Nyssæfoliella.* Do.  
 ... *Cornifoliella.* Do.  
 ... *Isabella.* 1860, p. 209.  
 ... *Viticordifoliella.* Do.  
 \* *Aspidisca splendoriferella.* 1860, p. 12.  
 ... *lucifuella.* 1860, p. 209.  
*Diachorisia velatella.* 1860, p. 13.  
*Bucculatrix?* *coronatella.* 1860, p. 14.  
 ... *pomifoliella.* 1860, p. 211.  
 ... *Agnella.* Do.  
 \* *Anorthosia punctipennella.* 1860, p. 161.  
*Gelechia Cerealella.* 1860, p. 162.  
 \* ... *Agrimoniella.* Do.  
 ... ? *flavocostella.* Do.  
 \* ... ? *roseosuffusella.* Do.  
 \* ... *Rhoifruetella.* 1860, p. 163.  
 \* ... ? *rubidella.* Do.  
 ... *flexurella.* Do.  
 ... *mimella.* Do.  
 \* ... ? *detersella.* 1860, p. 164.  
 \* *Strobisia iridipennella.* Do.  
 \* ... *emblemella.* 1860, p. 165.  
*Endrosis?* *Kennicottella.* Do.  
*Evagora apicitripunctella.* Do.
- Trichotaphe setosella.* 1860, p. 166.  
 ... *juncidella.* Do.  
*Callima argenticinctella.* 1860, p. 167.  
*Nomia lingulacella.* Do.  
*Trypanisma prudens.* 1860, p. 168.  
*Butalis fuscicomella.* 1860, p. 169.  
 \* ... *flavifrontella.* Do.  
 \* ... *matutella.* Do.  
*Anarsia pruniella.* Do.  
 \* *Stilbosis tesquella.* 1860, p. 170.  
*Laverna luciferella.* 1860, p. 171.  
 ... *Eloisella.* Do.  
 \* *Chrysocorys Erythriella.* Do.  
 \* *Brenthia pavonacella.* 1860, p. 172.  
 \* *Pigritia laticapitella.* 1860, p. 173.  
*Parasia?* *subsimella.* Do.  
*Depressaria Lecontella.* 1860, p. 174.  
*Parectopa lespedezæfoliella.* 1860, p. 210.  
*Machimia tentoriferella.* 1860, p. 212.  
*Psilocorsis quercicella.* Do.  
 ... *reflexella.* 1860, p. 213.  
*Menesta tortriciformella.* Do.  
*Nepticula rubifoliella.* 1860, p. 214.

Of the species marked \* I have received specimens from Dr. Clemens; some notes respecting them shall appear next week.—H. T. STAINTON.

---

MEANS EMPLOYED IN THE CAPTURE  
OF A NEST OF HORNETS.

---

IN my recent notice of the capture of a nest of hornets, I stated my intention of making known "the plan of attack" I adopted, which, with the Editor's permission, I will now do.

The nest was discovered the beginning of August, at which period there did not appear to be more than about twenty workers developed. It was situated in the head of a pollard ash that had been cut down, and was lying in the wood-yard at Cokethorpe Park. Wishing to obtain, if possible, specimens of *Velleius dilatatus*, either in the larva or perfect

state, I made no attempt to take the nest for several weeks, in order that the parasite might have full opportunity of establishing itself therein. For permission to delay the capture, and make it when I thought proper, I am indebted to the kindness and courtesy of Walter Strickland, Esq., a gentleman every way worthy of the name he bears, the owner of the Cokethorpe estate, and a near relative of the late lamented and never-to-be-forgotten Hugh Edwin Strickland, Esq., whose untimely death Science has every reason to deplore.

In the mean time I matured the plan of attack and made the necessary preparations, having four objects in view, the first of which was to take the nest, the second to take it without running the risk of getting stung, the third to take it at the time *Velleius* would be likely to be found in it, and lastly to take it without destroying the insects belonging to it, so that the work might be carried on after I had got possession of it, which of course vastly increased the difficulties that had to be surmounted. My first care was to have two dresses made, one for myself and the other for the person I engaged to assist me, which should render the wearers proof against attack, even if by any accident the whole colony chanced to rush out in an infuriated state. These dresses were easily and quickly made, the two having occupied one pair of hands but a few hours. The legs, body and sleeves were of unbleached calico; the part from the shoulders upwards of lino, in order that the wearers might be enabled to see what they were about. They somewhat resembled a couple of sacks, with legs attached to the bottom, and sleeves inserted in the proper places for the arms. Each dress was made to reach, when put on, above the head and hat of the wearer,

when a string could be passed round the top and there securely tied. Gloves of stout sheepskin, dressed with the wool on, were provided, and to these short sleeves were attached, which when drawn on could be securely tied over the sleeves of the dress. Large woollen stockings were also provided, which could be drawn over the boots and over the legs of the dress, and there secured by strings. A dress of this kind gives a feeling of perfect security to the wearer, thus enabling him to go to his work with confidence, coolness and self-possession: it is thus of some value, even if no accident occurs, in capturing insects of so formidable a character as hornets, while in case of accident its value is beyond calculation. A couple of long narrow lino bags, in which to place and bring away the captured insects, were got ready, and a glazed box, in which the work of the nest could be carried on, made, as also an apparatus for introducing the chloroform, consisting simply of a short tin tube, corked at both ends, with a small opening about the middle, the tube being about the size of a quarter-ounce bottle; it had a slight handle, three or four inches in length, and was loosely filled with cotton-wool: a quantity of soft and well-tempered clay was prepared, and on the evening of the 7th of September I met my assistant, by appointment, near the "scene of action," taking with me, in addition to the articles enumerated and described above, a bull's-eye lantern, matches, chloroform, mallet, chisels, saw, a small box in which to place the bag or bags of captured insects, and a "laurel-bottle" in which to place *Velleius*, if we chanced to be fortunate enough to meet with a specimen.

It having become sufficiently dark, we proceeded to unpack our wardrobe and

dress for the parts we were respectively about to perform. This done we made our appearance on the stage; I advancing with a mass—some might think “mess” a more appropriate or expressive term—of clay in one hand and bull’s-eye in the other, and my assistant with clay in each hand: this we hastily deposited upon the entrance to the nest, which we forthwith began to plaster up, but as

“There are more things in Heaven and earth,  
Horatio,  
Than are dreamt of in your philosophy,”

so these insects had more places for

“Their exits and their entrances”

than we had dreamed of or had been able to discover: the consequence was that, before we could succeed in cutting off all means of egress, some twenty or thirty individuals contrived to make their escape. Now, at this juncture, had we not been provided with armour, we should of course have bolted off and left the work at its very commencement, thus increasing the difficulties of capture whenever a fresh attempt should have been made; but feeling secure we stuck to our work till we had effectually closed up every aperture, and then quietly set about capturing the individuals that had so far made their escape; this we were soon enabled to do, as they continued to buzz round us or among the grass at our feet in an apparently bewildered state, making no attempt that we could discover to attack us; there is one thing, we took but little pains to ascertain the fact, it being a matter of perfect indifference to us whether they made the attempt or not. We “bagged” the lot, and then with a piece of stick about the size of one’s thumb proceeded to make an aperture through the clay we had plastered over the principal entrance, leaving the

stick in the aperture by way of “stopper” till the dose of chloroform had been prepared, which was pushed in the instant the stick was withdrawn, and the aperture through which it had passed immediately closed up.

In a few minutes the drug had done its work, as we were enabled to ascertain by repeatedly striking upon the trunk of the tree near the nest, the first few blows being answered by a prolonged growl from the imprisoned insects, but the responses grew more and more faint till at length they ceased entirely, and then putting off our armour we began to make active use of the mallet and chisel. From the decayed state of the tree the nest was soon reached, when the insects were found lying helplessly drunk underneath it, except a few which were in the same state between or on the combs; it was among the latter, immediately under the crown of the nest, the specimen of *Velleius* was discovered, the capture of which was recorded in my late notice (Int. viii. p. 188).

It now only remained to “bag” the insects, to remove the nest to the interior of the glazed box, to convey it to its place of destination, to fix it when there in the place prepared for it, to suspend the nest properly inside it, to place food and building materials within it, and then to introduce the colony, which consisted of about one hundred individuals, all of which was accomplished without difficulty or the occurrence of any accident. The insects, which had recovered from the effects of the chloroform by the time the box was ready, were, partly by persuasion and partly by force, passed into it through an aperture made for the purpose, and which was afterwards closed with a cork. The aperture by which they were allowed to pass out, through an

opening in the window, was closed with a sliding door, and this was not opened till all were found to have ascended into the nest, when the slide was withdrawn, and liberty was given them to go out and come in when they pleased.

On entering the box they made themselves perfectly at home at once, pitching immediately into the good things I had provided for them, and as soon as daylight appeared setting to work as quietly as though no change whatever had taken place either in their circumstances or situation.

S. STONE.

*Brightampton,*

*October 7, 1860.*

*Erratum in the List of Hemiptera, just published.*—Page 52, line 3, for Curt. B. E., pl. 548, read Curt. B. E., pl. 569.—F. WALKER, *Grove, Highgate; Oct. 30.*

*8vo, cloth,*

## THE ENTOMOLOGIST'S WEEKLY INTELLIGENCER.

Vol. I. (for 1856), price 9s.

Vol. II. (for 1857, April—September), price 4s.

Vol. III. (for 1857-8, October—March), price 4s.

Vol. IV. (for 1858, April—September), price 4s.

Vol. V. (for 1858-9, September—March), price 4s.

Vol. VI. (for 1859, March—September), price 4s.

Vol. VII. (for 1859-60, September—March), price 4s.

Vol. VIII. (for 1860, April—September), price 4s.

London: E. Newman, 9, Devonshire Street, Bishopsgate; W. Kent & Co., Paternoster Row.

**CLOTH COVERS** for binding either Volume of the 'INTELLIGENCER,' price 1s., or by post 1s. 2d., can be had of E. Newman, 9, Devonshire Street, Bishopsgate, N.E.

*Price 3s.,*

**PRACTICAL HINTS** respecting MOTHS and BUTTERFLIES, with Notices of their Localities; forming a Calendar of Entomological Operations throughout the Year in pursuit of Lepidoptera. By RICHARD SHIELD.

London: John Van Voorst, Paternoster Row.

*Price 3s. 6d.,*

**THE WORLD OF INSECTS;** A Guide to its Wonders. By J. W. DOUGLAS, President of the Entomological Society of London.

London: John Van Voorst, 1, Paternoster Row.

*Post 8vo, cloth, price 3s. 6d.*

**SPECIES NOT TRANSMUTABLE,** NOR THE RESULT OF SECONDARY CAUSES. Being a Critical Examination of Mr. Darwin's work, "On the Origin of Species by means of Natural Selection." By C. R. BREE, M.D., F.L.S., Author of 'The Birds of Europe,' &c.

London: GROOMBRIDGE & SONS, 5, Paternoster Row.

**Ray Society.**

**MR. BLACKWALL'S MONOGRAPH** OF BRITISH SPIDERS.

This volume is now preparing for issue to the Subscribers to the Ray Society for the year 1859: the Subscription List for that year is not yet closed, but an early day for closing it will probably soon be named. Ladies and gentlemen who are desirous of obtaining Mr. Blackwall's volume should join the Society at once.

The previous volumes can now only be obtained at the *increased* price at which they are being offered to the public.

The Annual Subscription to the Ray Society is One Guinea. Ladies and gentlemen who wish to join the Society are requested to communicate with

H. T. STANTON.

*Mountsfield, Lewisham.*

Printed and published by EDWARD NEWMAN, Printer, of No. 9, Devonshire Street, Bishopsgate Without, London, in the County of Middlesex.—Saturday, November 3, 1860.



# THE ENTOMOLOGIST'S WEEKLY INTELLIGENCER.

No. 214.]

SATURDAY, NOVEMBER 10, 1860.

[PRICE 1d.]

## THE BED-BUG.

WE owe many apologies to this insect for the slight we have inadvertently put upon it. It appears that it was not omitted intentionally from Mr. Walker's List of British Hemiptera; indeed, we believe grave reasons might be urged in support of the statement that it was not omitted at all, intentionally or otherwise.

The facts would appear to have been thus: the name was inadvertently misprinted *Betularia* instead of *Lectularia*, and as we do not generally select birch-twigs for our bed-fellows, the last thing that would have occurred to us would have been to translate "*Acanthia betularia*" into the bed-bug; secondly, the reference given to Curtis proved an insect so totally different from any bed-frequenting animal that there was no possibility of the reference correcting the misprint in the name.

How this curious tissue of mistakes arose is a mystery; but sometimes it is found that persons have an antipathy to certain animals, and cannot

see them or hear them mentioned without a shudder: were you to show to such an individual a figure of the dreaded object he would instinctively turn over the page; this appears to have been what Mr. Walker did when he referred to the volume of Curtis.

Mr. Walker has announced in our columns the errors he has hitherto been able to detect in this List of Hemiptera, and we trust he will continue to do so. It is best to be keenly alive to our own faults, and then we get less castigation from others.

The British Bugs—the true Hemiptera—number nearly 260; of these upwards of 230 are terrestrial and the remainder are aquatic, the proportions being nearly as ten to one. The water-bugs, though so few in number, are very diverse in their habits.

A few species are super-aquatic, running like spiders on the surface of the water; others are actual swimmers, plunging even to the bottom of ponds and streams; these are subdivided into two principal groups—those with raptorial feet, such as the water-scorpion (*Nepa cinerea*), and those with rowing

feet, such as the water-boatman (*Notonecta glauca*).

Any person may soon make progress with a collection of water-bugs, as their numbers are so few.

THE ENTOMOLOGIST'S WEEKLY INTELLIGENCER may be obtained WHOLESALE of E. Newman, 9 Devonshire Street, Bishopsgate, and of W. Kent & Co. 51 & 52 Paternoster Row.

All communications to be addressed to MR. H. T. STANTON, Mountsfield, Lewisham, near London, S.E. No notice will be taken of anonymous communications.

EXCHANGE.—The charge for lists of duplicates and desiderata remains as before—

	s.	d.
Under half a column . . .	0	6
Above half a column, but under half a page . . .	1	0
Above half a page, but under a page . . . . .	2	0

Correspondents will therefore please enclose stamps for these amounts when they send notices which belong to the heading of "Exchange."

CHANGE OF ADDRESS.—My address is now—HENRY ARIS, 9, Rawstorne Street, Clerkenwell, E.C.

TO CORRESPONDENTS.

W. R.—The collection of insects in the British Museum is not open to public inspection, but those studying Entomology can readily obtain a sight thereof. You do not state whether you

are studying Entomology, nor do you state your age.

H. A.—*Lozotænia Fulvana* is a very variable insect, and we know of no species which can be confounded with it.

H. W. F.—The eggs will surely not hatch till their food is ready, unless you force them.

ERRATUM.—In last week's 'Intelligencer,' p. 36, line 8, for DIPTERA read COLEOPTERA.

CAPTURES.

LEPIDOPTERA.

Captures near Worcester.—I now send you a few observations selected from my journal during the year; perhaps they will not be very interesting, but the poverty of the season must be partly my excuse. Were I to follow the suggestion of one of your correspondents in a late number of the 'Intelligencer,' and send you a list of the species not met with during the past season, I fear its length would stand in the way of its insertion. The following list of captures, in addition to those advertised as duplicates some time ago, is but a moderate one, and may therefore stand a better chance:—

IN MAY.

- Lithocolletis Amyotella
- Elachista Pulchella
- Gracilaria Imperialella
- Herminia Barbalis
- Grapholita Obtusana
- Platypteryx Hamula.

JUNE.

- Apamea Unanimis
- Botys Pandalis
- Eurymene Dolabraria
- Lithocolletis Rororis
- Gelechia Scriptella
- Lobesia Servillana

Penthina Picana  
Tortrix Cratægana  
Sideria Achatana

## JULY.

Eulepia Cribrum	} All these in South Wales.
Eupithecia Pulchellata	
Melanippe Amnicularia	
Scotosia Vetulata	
Acidalia Immutata	
Botys Lancealis	
Dichelia Grotiana	
Ephippiphora Tetragonana	
Penthina Marginana	
Ditula Semifasciana	
Scopula Decrepitalis	
Lithosia Mesomella	
Acidalia Emarginata	
Ypsolopha Lucella	
Hyphenodes Albistrigalis	

## AUGUST.

Scotosia Rhamnata  
Elachista Zonariella  
Gelechia Sororculella

## SEPTEMBER.

Chesias Spartiata  
Sarrothripa Revayana  
Gelechia Gemmella.

## OCTOBER.

Depressaria Purpurea  
... Ciliella  
Acrolepia Pygmæana.

I took *G. Imperialella* by sweeping the grass by the side of a path in a wood, in rather a damp place. I have not heard of *E. Cribrum* or of *C. Spartiata* having been taken in this county before.—REV. E. HORTON, *Wick, Worcester*; Oct. 30.

[The *Gracilaria Imperialella* has been submitted to us for examination: it is truly that species!]

*Larvæ near Chichester*.—Taking advantage of the fine weather of the last two days, sufficient evidence has been given that it is not yet time for the

larvæ-hunter to hibernate for the winter, the following being the result of the two days' captures of larvæ by Mr. Buckler and myself in a beech-wood near here:—

Stauropus Fagi (7)  
Demas Coryli (3)  
Lophopteryx Camelina (20 or 30)  
Amphidasis Betularia (8 or 9)  
Chloephora Prasinana (4).

As far as I know this is a new locality for the first two.—REV. A. FULLER, *The Pallant, Chichester*; Oct. 30.

*The Bad Season*.—I can fully bear out the remarks of Mr. Stainton's correspondent, with regard to the abundance of larvæ, but insects have been very scarce since the latter part of July. I went on the 26th inst. to look for the larva of *Eupithecia Minutata*; I swept the heather for about two hours, and with the following result:—

Agrotis Porphyrea (50),  
Anarta Myrtilli (20),  
Eupithecia Nanata (70),  
... Minutata (65),

and seven delicate *Geometra* larvæ I do not at present know. The only insects I saw on the wing were one specimen of *Peronea Variegana* and six of *Pterophorus Acanthodactylus*.

During the last month I have also taken the following larvæ:—

Notodonta Dictæoides,  
... Dromedarius,  
... Camelina,  
Clostera Reclusa,  
Platypteryx Falcataria,  
Acronycta Tridens,  
... Leporina,

and a great many *Geometra* larvæ, which I do not know.

We had plenty of insects up to the middle of July, as the following list of my own captures will show:—

Sesia Bombyliiformis.  
Lithosia Mesomella.

... Helveola. Of this species I took a fine series, and one female which

laid me some eggs, and I am now breeding the larvæ upon the lichens of fir.

*Orgyia Fascelina.*

*Notodonta Dietæoides.*

*Thyatira Derasa.*

... *Batis.*

*Acronycta Ligustri.*

... *Menyanthidis.*

... *Salicis.*

*Leucania Pudorina.*

*Xylophasia Scolopacina.*

*Neuria Saponaria.*

*Apamea Connexa.*

*Agrotis Agathina.*

... *Obelisca.*

*Noctua Glareosa.*

... *Neglecta.*

*Trachea Piniperda.* This species I took at fallows in April and May, and two specimens at sugar on the 25th of June, and one on the 14th of July!

*Tæniocampa Opima.*

... *Populeti.*

... *Gracilis.*

*Orthosia Suspecta.*

*Cirrædia Xerampelina.*

*Hydrelia Uncana.*

*Toxocampa Pastinum.*

*Epione Vespertaria.* I bred this species from larvæ found on dwarf willow, the females preponderating.

*Ellopiæ Fasciaria.*

*Ennomos Tiliaria.*

... *Erosaria.*

*Geometra Papilionaria.*

*Eupisteria Heparata.*

*Acidalia Inornata.*

*Eupithecia Tenuiata.*

... *Minutata.*

*Camptogramma Fluviata.* Of this rare species I took a female in spring, which laid me a few eggs, and I had the good fortune to breed three splendid females: the larva spun a strong cocoon in the earth.

*Chesias Spartiata.*

And a host of others too common to mention. I quite agree with the remarks

of my friend Mr. Birks, with regard to the cold weather having the effect of hastening and retarding the appearance of certain species: I have seen *Cheimatobia Brumata* and *Cidaria Testata* flying together! and I beat *P. Falcataria* out of birch in October!—W. PREST, 7, Castle-gate, York.

#### COLEOPTERA.

*Capture of Leptinus testaceus.*—

Amongst the many good things which have fallen to my share this season was the possession of a little bit which yielded thirteen specimens of the above insect. How some people do run, to be sure, when they hear of anything good being done within a little way of them; and how the insects themselves run, fearing, no doubt, that no good would be done by their staying longer.—JOHN SCOTT, 13, Torrington Villas, Lee, S.E.; Nov. 2.

*The Larva of Gnorimus variabilis.*—

Can any one say whether the larva of this species confines its operations entirely to the crowns of the oaks which have become hollow? The bottom of the hollow being covered with the *débris* from the rotting sides, the rains descend upon it, and so convert it into a half pasty mass of a deep brown colour; and, by carefully digging down amongst this *débris*, and close to the side of the tree, generally within an inch or so of the top, the larva is to be obtained. As every one knows who has seen it, it lies curled up with its tail at its mouth, and looks so overfed that you might fancy its yellowish head to be the first symptoms of apoplexy developing themselves: but the other day, on peeling an oak tree, Douglas and I dug out no fewer than seventeen larvæ, and we are rather at a loss to know whether any one ever found the *Variabilis* larvæ in such a situation before, or whether it is *G. nobilis*, and whether it was ever heard of in such numbers in a single tree previously?—IBID.

*Quedius scitus*.—The same oak tree which produced the *Gnorimus* larvæ also put us in possession of this insect. The situation where it seems to occur is beneath damp places in the bark, where probably it may obtain its living on the larvæ of the lesser insects — always swarming in such situations. There were several hundreds of a Thrips, in all its stages, and several larvæ of one of the lesser Staphylinidæ, in close proximity to the *Quedius*; and these circumstances lead me to the above conclusion.—IBID.

---



---

### OBSERVATIONS.

---

*Lithosia Complana*.—In the last 'Intelligencer' is a communication from Mr. Gregson, wherein he endeavours to make our form of *Complana* into a new species; in my opinion it is only a variety, and, unless you take the darkest specimens, scarcely to be called so. I have before me thirty-two specimens, as follows:—

- 3 Prussian,
- 1 Bristol,
- 14 London (from Messrs. Boyd and Bouchard and Dr. Knaggs),
- 14 Moss specimens.

The Prussian are rather larger than the London specimens, not so yellow, not suffused on the hind wings, slightly so on the under side; one with a straight costa, the other two slightly rounded. The Bristol specimen (received from Mr. Vaughan in 1847) is the same form as ours. The London specimens are very variable—straight costa, rounded costa; hind wings rarely suffused; costal streak extends to the apex, and variable in form; in this series are a male and female received by Mr. Harrison from Dr. Knaggs; they are in beautiful condition; male with straight costa, female more rounded than all the others (32).

The moss specimens on the whole are rather less in size than the southern specimens; costal streak *extends to the apex* in almost every instance, exceedingly variable in its form; hinder wings more or less suffused, in two specimens may be called *obsolete* [the grey tinge, we presume, not the hind wings themselves]; costa is generally slightly rounded, in some it is straight; our specimens are not any more silky than fine London specimens. The abdomens in our specimens are generally of a leaden colour, with the tail yellow, rarely all leaden colour. Southern specimens generally yellow, except where it joins the thorax. From the foregoing remarks it will be seen what a variable insect *Complana* is—in fact, the whole genus is so; in the London cabinets will be a fine series taken in different localities; perhaps somebody will be kind enough to compare them, and give the result in your columns.—R. S. EDLESTON, *Manchester*; *October 29*.

*Notes on Larvæ*.—In breeding I have not done much; many larvæ have died, and many that turned to pupæ are still in that state, but the following notices may be interesting:—

*Eurymene Dolabraria*. Larva July 24, on oak. Purplish brown, banded with darker towards head and tail; skin pinkish on sides; a swelling on 10th segment, and considerable lateral enlargement on 3rd. Turned to pupa under a leaf August 29; came out May 29.

*Tephrosia Ectersaria*. Larva July 24, on oak. Green, orange-brown at the joints; two small black tubercles on 10th segment; first pair of prolegs brown; head green, brownish at sides. Turned to pupa (light brown) August 29; came out June 5.

*Phtheocroa Rugosana?* Larva taken May 25, on *Bryonia Dioica*. Draws together upper side of leaves close to the footstalk, and retires under web when alarmed. Dull hyaline-green, rather buff

on dorsal line; hairs buff; head buff; trophi whitish, tipped with brown; shield nearly same as body, narrowly brown on outer edge. Took four, but did not rear one. Taken on same plant under which I took the imago last year.

*Epione Advenaria*. Eggs laid June 23. Oval; yellow, changing to red and then smoky. Hatched July 10: tried the larvæ with several plants, at last they began to feed on rose; afterwards procured bilberry for them, which they refused. The bilberry does not grow in the wood where the perfect insects are taken, but the common white burnet rose abounds. At first dark brown, nearly black, with four white bands, having a granulated appearance; head black and white. After first moult dull purplish brown, with yellowish white spots (two near dorsal line the longest and most conspicuous), nearly forming a band on front of 6th segment; two similarly coloured spots on 12th, and an undulated lateral line of same colour broadest behind, where it is mixed with the ground-colour, as that also is freckled with yellowish; head dull black, with two yellowish streaks. Full fed, darker, especially towards the head, marbled with grey; whitish marks as before, but less conspicuous. Went into pupa among moss, drawn together by a few threads, October 30. I always fed it with a smooth-leaved rose growing in the garden, as nearly like the wood-rose as I could find, and it always ate freely. It will be seen by comparing the dates that it was a long time in the larva state. I have tried the wood where the perfect insect is taken for the larva, but in vain.

I have quite failed in my attempts to prove *Leptogramma Scabrana* and *Boscana* identical by breeding. In the summer of 1859 I confined bred specimens, male and female, of *L. Boscana* in a box covered with gauze, and supplied them with twigs and leaves of elm until they died; but a careful examination with a

glass detected no eggs. In the spring of this year I tried a similar experiment with hibernated specimens of *L. Scabrana*, in the hope of producing *L. Boscana*, but with the same result. I should therefore be glad of any hints from those who have had experience in breeding Tortrices. This year I could discover no larvæ of *L. Boscana*, and only saw one imago. Of *L. Scabrana* I only took two larvæ where last year they were abundant. A few species, however, have been more plentiful this year than I have noticed them before, particularly *Lithocolletis Roborella*, *Rodophæa Tumidella*, *Olinidia Ulmana* and *Penthina Marginana*.—REV. E. HORTON, Wick, Worcester; Oct. 30.

---



---

#### EXCHANGE.

---

*Exchange*.—I have fine bred specimens of—

V. Polychloros,	H. Chenopodii,
C. Davus,	C. Exoleta,
E. Lanestris,	C. Verbasci,
N. Typhæ,	M. Albicillata,
N. Crassicornis,	T. Crepuscularia,
N. Plecta.	

My desiderata are as follows:—

A. Urticæ,	O. Macilenta,
B. Parthenias,	O. Upsilon,
X. Rhizolitha,	A. Præcox,
H. Pisi,	A. Australis,
H. Dysodea,	L. Turca,
D. Conspersa,	P. Chrysorrhæa.
E. Ochroleuca,	

Please write previous to sending a box.—JOSEPH WRAGG, 7, Spring Gardens  
Doncaster.

*Exchange*.—I have the following species for exchange:—

Hyale (4)	Littoralis
Cassiope (8)	Pudorina
W-album (4)	Petasisis

Actæon (2)	Scolopacina (3)
Atropos (several)	Furva (1)
Stellatarum (do.)	Expolita (8)
Myopæformis (4)	Haworthii (12)
Bombylifformis (12)	Caliginosa (6)
Æsculi (8)	Saucia (12)
Globulariæ (3)	Lunigera (3)
Minos (several)	Ripæ (both northern and southern)
Muscerda (2)	Aquilina
Complana (4)	Præcox (several)
Pygmæola (4)	Ravida (do.)
Auriflua (several)	Lucerneæ (do.)
Gonostigma (do.)	Depuncta
Cratægi (6)	Subrosea (4)
Populi (12)	Leucographa (8)
Versicolora (♂ 4)	Oo (4)
Advenaria	Consersa (2)
Lunaria (3)	Dysodea (3)
Illustraria (several)	Templi (2)
Glabraria (do.)	Nigra (6)
Cinctaria (do.)	Empyrea (12)
Viridata (do.)	Lichenea
Blomerata (do.)	Ocultæ (2)
Sylvata (do.)	Suasa (2)
Cambriaria (do.)	Vetusta (12)
Pictaria	Petrificata (8)
Carbonaria (2)	Chamomillæ (30)
Ruficinctata	Marginata (4)
Blandiata	Dipsacea (2)
Sinuata	Melanopa (1)
Muritata	Cordigera (7)
Quadrifasciaria (4)	Luctuosa (5)
Bifida	Venustula (3)
Cassinea (♂)	Uncana (20)
Nubeculosa (1)	Argentula (8)
Plumigera (4)	Bractea (12)
Palpina (8)	Interrogationis (10)
Cucullina (6)	Sponsa (1)
Dictæa (4)	Margaritalis (4)
Trepida (6 or 8)	Alpinalis (8)
Fluctuosa (3)	Palealis (1)
Leporina (8)	Abietella (12)
Obsoleta (6)	

My wants may be known by writing to me: in no case will I receive any boxes without being first communicated with; and, although I offer some species for exchange, I shall be glad of more speci-

mens of some that I offer, if it will be of service to those who may also have them, and I can spare others equally useful to them; for instance, I have six specimens of *Trepida* for exchange, or I can do with six more for some of my other species, if desirable. I have nearly all the common species in duplicate.—J. B. HODGKINSON, *Penwortham Mill, near Preston.*

*Exchange.*—We have a few specimens of *Sphodrus leucophthalmus* and *Tenebrio obscurus* in duplicate. Any gentlemen wishing to make an exchange will please to write first. None but well-carded and perfect specimens will be received. Gentlemen not receiving an answer in three days may consider their offers not accepted.—A. & M. SOLOMON, 16, *Gratham Villas, Pownall Road, Dalston, N.E.; October 13.*

*Dicranura Bicuspis all gone.*—Although I have not announced the above species as *to spare*, I keep receiving letters with offers. As a general answer, for this year at any rate, I have not a single specimen left. I only took six males and three females, and they are now distributed among the first collections in England.—J. B. HODGKINSON, *Penwortham Mill, near Preston; Nov. 3.*

---



---

#### AMERICAN ENTOMOLOGY.

*A list of the species of American Tineina received from Dr. Brackenridge Clemens, six of which are identical with European species.*

- Tinea biflavimaculella*, 1859, p. 257 = *Tinea rusticella*, var. *spilotella* ?  
 ... *dorsistrigella*, 1859, p. 258, n. s. near *Tinea ferruginella*.  
 ... *lanariella*, do. = *Tinea biselliella*.  
 ... *nubilipunctella*, 1859, p. 259 = *Tinea fuscipunctella*.  
*Xylesthia pruniramiella*, do.; n. g. allied to *Ochsenheimeria* and *Hapsifera* (Isis, 1847, p. 32).

- Amydria effrenatella*, 1859, p. 260; probably an *Euplocamus*; in the structure of the palpi it comes very near *E. tessulatella*.
- Anaphora plumifrontella*, 1859, p. 261; totally unlike any European form.
- Lithocolletis lucidicostella*, 1859, p. 319; *n. s.* near *L. Heegeriella* and *L. tenella*.
- ... *Robiniella*, do.; *n. s.* unlike any European species.
- ... *Desmodiella*, 1859, p. 320; *n. s.* very splendid, and like no European species; form of wing more like *Gracilaria* than *Lithocolletis*.
- ... *basistrigella*, 1859, p. 321; *n. s.* near *L. Suberifoliella* (*Ent. Zt.* 1850, p. 208), but smaller; the basal streak shorter, the subapical streaks more distinct, and the ground-colour darker.
- ... *argentifimbriella*, do.; *n. s.* allied to *L. Cramerella* and *L. Heegerella*.
- ... *lucetiella*, 1859, p. 322; *n. s.* very distinct from any European species.
- Tischeria citrinipennella*, 1859, p. 326; *n. s.* intermediate between *T. complanella* and *T. marginea*.
- Phyllocnistis vitigenella*, 1859, p. 327; *n. s.* closely allied to *P. suffusella* and *P. saligna*, but smaller, and the position of the subapical dorsal streak different.
- Coleophora coruscipennella*, 1860, p. 4; *n. s.* very nearly allied to *C. Fabriciella*, but a little browner.
- Plutella vigilaciella*, 1860, p. 5 = *Plutella Porrectella*.
- ... *limbipennella*, 1860, p. 6 = *Plutella Cruciferarum*.
- Argyresthia oreasella*, 1860, p. 7 = *Argyresthia Andereggiella*.
- Bedellia?* *Staintoniella*, 1860, p. 8 = *Bedellia sonnulentella*; only a little smaller.
- Cosmopteryx?* *gemmiferella*, 1860, p. 10; *n. s.* near *C. eximia*; mixed with this was another closely allied *n. s.*, which I have named *C. Clemensella*.
- Aspidisca splendoriferella*, 1860, p. 12; *n. g.* unlike anything European, yet with a superficial resemblance to *Cemiostoma scitella*.
- Anorthosia punctipennella*, 1860, p. 161; allied to *Cleodora*, and perhaps not generically distinct.
- Gelechia Agrimoniella*, 1860, p. 162; *n. s.* rather allied to *G. tæniolella*, with discoidal spots and pale base; on the under side the fascia forms a distinct triangular costal spot.
- ... ? *roseosuffusella*, do.; *n. s.* allied to *G. decurtella* and *subdecurtella*.
- ... *Rhoifruetella*, 1860, p. 163; *n. s.* nearly allied to *G. Populella*, but f. w. broader and blunter; anterior segments of abdomen not pale.
- ... ? *rubidella*, do.; *n. s.* somewhat allied to *G. ericinella*, but smaller, and f. w. narrower.
- ... ? *detersella* (non Z.), 1860, p. 164; perhaps allied to *G. affinis*.
- Strobisia iridipennella*, do., and *S. emblemella*, 1860, p. 165; these insects differ from anything European, and the genus is probably intermediate between *Gelechia* and *Glyphipteryx*.
- Butalis flavifrontella*, 1860, p. 169; perhaps identical with *B. Basilaris*, Zeller (*Linn. Ent. x.* 230).
- ... *matutella*, do.; nearly allied to *B. impositella*, Zeller (*Linn. Ent. x.* 241), which may have been described from a worn specimen of this species.
- Stilbosis tesquella*, 1860, p. 170; *n. s.* in form of wing resembling *Asychna æratella*.
- Chrysocorys Erythriella*, 1860, p. 171; *n. s.* a true *Chrysocorys*.
- Brenthia pavouacella*, 1860, p. 172; allied to *Simaëthis*.
- Pigritia laticapitella*, 1860, p. 173; an obscure-looking insect of doubtful location.

H. T. STAINTON.



# THE ENTOMOLOGIST'S WEEKLY INTELLIGENCER.

No. 215.]

SATURDAY, NOVEMBER 17, 1860.

[PRICE 1d.]

## FOX-HUNTING.

ONE of our correspondents lately sent us the following:—

“ R. L. B. No. 54.

“ A *Packet* addressed to you, containing *Caterpillars*, has this day been destroyed in the Returned Letter Branch of this Department, it being contrary to regulations to allow such matter to circulate through the Post Office.

“ ROWLAND HILL.

Secretary.

“ General Post Office,  
29th of October, 1860.

“ H. & G. 1000. 9 | 59.”

The whole of the above was a printed form, with the addition in writing of the words in *italics*. Most of our readers will probably feel disposed to express surprise at entomologists receiving such treatment from the Post Office, of which they are such good customers; but it occurs to us, on mature reflection, that the aforesaid caterpillars were destroyed, not because they were sent by post, but because being so sent they got loose, and of

course it would never do to have caterpillars at large in the letter-bags.

Caterpillars (we adopt the ordinary mode of spelling, and not the official mode), if well packed in trustworthy boxes, will pass safely enough through the tender mercies of the Post Office; but if the box be so slight that it be squashed, and we have often received squashed chip-boxes from *ignoramuses*, the loss of the caterpillars must almost inevitably ensue, and it is no greater loss whether the caterpillars be destroyed inadvertently or officially.

On the present occasion the larvæ which have attained so great a notoriety were *Lasiocampa Rubi*: now it is possible that these larvæ might irritate the sensitive skin of some of the letter-sorters; they frequently have the effect of producing nettle-rash if incautiously handled, and our readers must at once see that if such an effect were produced a fearful aggravation of the Post Office indignation would ensue.

Various notices have lately appeared in the ‘Times’ and elsewhere of hairy caterpillars producing irritation of skin, illness and even death. Should such instruments of torture be allowed to

circulate freely through the medium of the Post Office?

A fox may be a harmless animal in its proper place, but if some score of fox caterpillars get loose in the letter-bags, we must not wonder if they cause a novel style of fox-hunting.

THE ENTOMOLOGIST'S WEEKLY INTELLIGENCER may be obtained

WHOLESALE of E. Newman, 9 Devonshire Street, Bishopsgate, and of W. Kent & Co. 51 & 52 Paternoster Row.

RETAIL of James Gardner, 52 High Holborn; H. J. Harding, 1 York Street, Church Street, Shoreditch; A. W. Hockett, 3 East Road, City Road; W. Weatherley, High Street, Peckham; C. J. Cribb, 8 Westbourne Grove, Bayswater; W. Cull, 34 Henry Street East, St. John's Wood.

At Beverley, of John Ward, News Agent, &c. 'Recorder' Office.

At Birmingham, of Robert Burns, 63 Edmond Street.

At Brighton, of John Taylor, News Agent, &c. 86 North Lane.

At Cheltenham, of C. Andrew, 129 High Street.

At Darlington, of M. Simonson, News Agent, Bondgate.

At Hemel Hempstead, of H. Salter, Bookseller, &c. High Street.

At Huddersfield, of J. E. Wheatley and Co., Booksellers, 18 New Street.

At Kingston-on-Thames, of W. Bryden, Bookseller, &c. Apple Market.

At Leeds, of J. Fox, Bookseller, &c. Boundary Terrace, Burley Road.

At Maidstone, of Messrs. Nicholsons, Brothers, Printers, &c. 31 Mill St.

At Middleton, of John Fielding, Bookseller, Wood Street.

At Oldham, of John Holt, Bookseller, 6 George Street.

At Rotherham, of H. Carr, Bookseller, Bridge Street

At Sheffield, of C. K. Jarvis, News Agent, Post Office, Barker's Pool.

At Wakefield, of William Talbot, Crystal Place.

At Worcester, of G. Morgan, Bookseller and News Agent, Little Angel St.; and of J. Pegg, Bookseller and News Agent, 20 Mealcheapen Street.

At York, of Robert Sunter, 23 Stonegate.

Country Newsvenders who have this paper on sale are requested to send us their names and addresses to be added to the above list.

All communications to be addressed to MR. H. T. STANTON, Mountsfield, Lewisham, near London, S.E. No notice will be taken of anonymous communications.

EXCHANGE.—The charge for lists of duplicates and desiderata remains as before—

Under half a column . . .	0	6
Above half a column, but under half a page . . .	1	0
Above half a page, but under a page . . . . .	2	0

Correspondents will therefore please enclose stamps for these amounts when they send notices which belong to the heading of "Exchange."

CHANGE OF ADDRESS.—Having left Dublin, my address is now—C. G. BARRETT, Ardee, Co. Louth, Ireland.

TO CORRESPONDENTS.

A. R.—We shall be glad of your notes on the best mode of capture of the larvæ of *Catocala Nupta*.

*Erratum.*—In last week's 'Intelligencer,' p. 44, line 8 from bottom, for "seventeen" read "seventy-two."

*Errata in last week's 'Intelligencer.'*—Will you kindly note the following *errata* in the printing of my communications in the last 'Intelligencer':—Captures, pp. 42, 43, for *Eulepia Cribrum* read *Myelophila Cribrella*, and for *Scopula Decrepitalis* read *Sericoris Bifasciana* (partly my mistake, from the old name *Decrepitana*). Observations, pp. 45, 46, in description of *Dolabraria* larva, for "pinkish" read "puckered"; at the end, for *Lithocolletis Roborella* read *Phycis Roborella*.—REV. E. HORTON, *Wick, Worcester; Nov. 10.*

## CAPTURES.

## LEPIDOPTERA.

*Exapate Gelatella.*—Whilst collecting on the 11th inst., near here, I had the good fortune to turn out this insect: it was partly concealed under loose bark of some old hawthorn bushes.—A. TAYLOR, 7, *Campbell Street, Hall Park, Maida Hill, London; Nov. 13.*

*Captures in South Devon.*—I forward you a list of my captures in the South of Devon, which, considering the unpropitious summer, is pretty well, I think:

## JANUARY AND FEBRUARY.

Hibernia Rupicapraria  
... Leucophearia  
... Progemmaria

## MARCH.

Cymatophora Flavicornis  
Tæniocampa Gothica  
... Stabilis  
... Munda  
Amphidasis Prodromaria  
Anisopteryx Æscularia  
Cucullia Verbasci.

## APRIL.

Cerura Vinula  
Polyommatus Argiolus

Thecla Rubi (common)  
Selenia illunaria  
Diaphora Mendica  
Rumia Cratægata (common)  
Eupithecia Vulgata  
Saturnia Carpinii.

## MAY.

Smerinthus Populi  
Anthocharis Cardamines  
Argynnis Euphrosyne  
Thymele Alveolus  
Phragmatobia Fuliginosa  
Acronycta Ligustri  
Dianthæcia Cucubali  
Euplexia Lucipara  
Phytometra Ænea  
Odontopera Bidentata

## JUNE.

Argynnis Selene (common)  
Procris Statices  
Chærocampa Elpenor  
Sesia Fuciformis  
Trochilium Cynipiforme  
... Formiciforme  
Hepialus Hectus  
Acronycta Megacephala  
Lophopteryx Camelina  
Arctia Villica  
Leucania Lithargyria  
... Impura  
... Pallens  
Heliodes Arbuti  
Venilia Maculata  
Metrocampa Margaritata  
Aspilates Citraria.

## JULY.

Hipparchia Semele  
Argynnis Aglaia  
Aglossa Pinguinalis  
Axylea Putris  
Xylophasia Rurea  
Miana Strigilis  
Caradrina Morpheus  
Agrotis Puta  
Plusia Iota  
Ourapteryx Sambucaria  
Melanippe Galiata

Eupithecia Centaureata  
 Ennychia Cingulalis  
 Herbulea Cespitalis  
 Triphæna Fimbria.

## AUGUST.

Argynnis Paphia (common)  
 ... Adippe (do)  
 Melitæa Athalia (scarce)  
 Thecla Quercus (do.)  
 Pamphila Linea  
 ... Comma  
 Miltochrista Miniata  
 Hypercompa Dominula  
 Trochilium Ichneumoniforme  
 Lithosia Complana  
 Lasiocampa Trifolia  
 Agrotis Suffusa  
 ... Exclamationis  
 Noctua Festiva  
 Mania Maura  
 Plusia Chrysitis  
 Acidalia Imitaria  
 Cidaria Populata

## SEPTEMBER.

Epunda Nigra  
 ... Lichenea  
 Cidaria Populata  
 Bryophila Glandifera  
 Gonoptera Libatrix  
 Gonepteryx Rhamni  
 Amphipyra Pyramidea  
 Emmelesia Alchemillata.

And several other species, but as this list is so long I have not added them; those enumerated will suffice to show entomologists what species are to be taken in this locality.—R. P. HARVIE, 8, Keppel Street, Stoke.

## COLEOPTERA.

*Captures during the past Season.*—During the past season we have taken the following species (amongst others) at the different localities appended to the names:—

Cicindela Hybrida. Southport, June.  
 C. maritima. Swansea, July.  
 Nebria complanata. Do., do.

N. Gyllenhalii. Gibside, June.  
 Carabus arvensis. Wimbledon, May.  
 Badister unipustulatus. Hammersmith, April.  
 Callistus lunatus. Bucklaud Hill, May.  
 Notiophilus rufipes. Dulwich, October.  
 Sphodrus leucoptthalmus. London.  
 Calathus piceus. Shrewsbury and York, June.  
 C. fuscus. Darent, July.  
 Synuchus vivalis. Newport, Monmouthshire; July.  
 Anchomenus junceus. Newark and Ravensworth, April and June.  
 A. sexpunctatus. Wimbledon, May.  
 Pterostichus parumpunctatus. Gibside, June.  
 P. picimanus. Newport and Gravesend, April and July.  
 P. ruficollis. South Shields, Deal, &c.  
 Zabrus piger. Deal, August.  
 Amara obsoleta. Deal, Purfleet, &c.  
 A. Acuminata. South Shields, Deal and near Dublin.  
 A. spreta. South Shields, June.  
 A. vulgaris. Wimbledon, May.  
 A. orichalcica. South Shields and Penzance, June and August.  
 A. convexiuscula. South Shields, June.  
 Anisodactylus pæciloides. Deal, August.  
 Harpalus azureus. Brighton, April.  
 H. cordatus. Deal, August.  
 H. honestus. Whitsand Bay, July.  
 H. depressus. Buckland Hill, May.  
 H. melancholicus. Swansea, July.  
 H. serripes. Deal, August.  
 Bembidium quinquestriatum. South Shields, June.  
 B. bruxellense. Near Glasgow, May.  
 B. saxatile. Bangor.  
 B. testaceum. Gibside, June.  
 B. decorum. Near Dublin and Gibside, May and June.  
 B. affine. Near Glasgow, May.  
 B. tibiale. Gibside, Glasgow and Dublin; May and June.  
 B. doris. Darent, June.  
 B. velox. Gibside, Dublin and Glasgow; May and June.

- B. pallidipenne.* Southport, June.  
*B. paludosum.* Gibside, June.  
*Aleochara ruficornis.* Near Glasgow, May.  
*A. Kirbii.* Gravesend, August.  
*Ocypus ater.* Deal and Gravesend, do.  
*Bolitobius cingulatus.* Shrewsbury, June.  
*Oxyporus rufus.* Near Lincoln, do.  
*Philonthus lepidus.* Southport, do.  
*Achenius depressum.* Hammersmith and Gravesend, April.  
*Dianous cærulesceus.* Near Dublin, May.  
*Deleaster dichroa.* Glasgow, do.  
*Necrophorus ruspator.* Bickleigh Vale, July.  
*Silpha opaca.* Near Edinburgh, May.  
*S. tristis.* Southport, June.  
*S. subrotundata.* Near Dublin, May.  
*Anisotoma brunnea.* Southport, June.  
*Dendrophilus punctatus.* Near Lincoln, June.  
*Saprinus rugifrons.* Southport, June.  
*S. maritimus.* Do., do.  
*Soronia punctatissima.* Deal, August.  
*Rhyzophagus dispar.* York, February.  
*Mycetophagus 4-pustulatus.* Near Lincoln, June.  
*Heterocerus lævigatus.* Southport, June.  
*Hoplia philanthus.* Swansea, July.  
*Copris lunaris.* Charlton, May.  
*Aphodius inquinatus.* Southport, March.  
*A. sus.* Deal, August.  
*A. quadrimaculatus.* Buckland Hill, May.  
*A. rufescens.* Blackheath, July.  
*Sinodendron cylindricus.* Ludlow, do.  
*Agrilus biguttatus.* Darenth, June.  
*A. laticornis.* Do., do.  
*Trachys minutus.* Near Lincoln and Darenth, do.  
*Athous vittatus.* Bickleigh Vale and Darenth, June and July.  
*Elater sanguinolentus.* Wimbledon, May.  
*E. balteatus.* Darenth, June.  
*Limonius cylindricus.* Southport, do.  
*Corymbites quercus.* Near Lincoln, do.  
*Diacanthus metallicus.* Do., do.  
*D. æneus.* Near Shrewsbury and Whit-sand Bay.  
*D. holosericeus.* Near Shrewsbury, June.  
*Agriotes acuminatus.* Darenth and near Lincoln, June.  
*Telephorus lituratus.* Near Lincoln, do.  
*T. rufus.* Darenth and Lincoln, do.  
*T. bicolor.* Darenth, do.  
*T. lateralis.* Do., do.  
*T. flavilabris.* Shrewsbury, do.  
*T. unicolor.* Darenth, do.  
*T. fuscicornis.* Do., do.  
*Podabrus lateralis.* Do., do.  
*Clerus formicarius.* Near York, do.  
*Ochina Hederæ.* Shrewsbury, do.  
*Blaps similis.* London.  
*Phaleria cadaverina.* Swansea, July.  
*Tenebrio obscurus.* London.  
*Pyrochroa coccinea.* Darenth, June.  
*Mordelestiua brunnea.* Do., do.  
 —A. & M. SOLOMON, 16, *Graham Villas, Pownall Road, Dalston; Nov. 5.*

## OBSERVATIONS.

*Larva of Abraxas Pantaria.*—"The larva of *Pantaria*, although well known to every entomologist in the South of France, has never yet been described. I can take it every year in almost unlimited numbers. It is dark green, with longitudinal pale yellow stripes, yellow head and membranous legs; it lives in immense numbers upon ash; I have sometimes seen large trees completely stripped of their foliage by them. The perfect insect varies very little. I have seen thousands of them, and not a *real* variety amongst the number." The above extract from a letter from the South of France may perhaps prove of interest.—J. R. H.

## EXCHANGE.

*Exchange.*—Duplicates as numbered in the Appendix to the 'Mammal':—25,

57, 70, 74, 103, 108 (♀), 147, 173, 208, 240, 336 to 338, 340, 342, 343, 356, 357, 360, 363, 364, 366, 368, 369, 370, 373, 380, 381, 384, 410, 415, 424, 432, 465 (not good), 470, 485, 509, 540, 557, 558, 561, 586, 591, 596, 658, 676, 700, 784, 799, 819, 837, 870, 880, 1092, 1137, 1214. The number of several of these species is limited. I shall be glad to receive lists of duplicates from parties in want of the above.—JAMES BRYANT, 63, *Old Broad Street, London, E.C.*

*Exchange.*—I have duplicates of the following, as numbered in the Appendix to the 'Manual':—Nos. 26, 27, 31, 73, 91, 106, 107, 137, 213, 257, 297, 304, 354, 361, 380, 402, 461, 462 and 497. Applicants will please to write first, and all not receiving an answer within seven days will please to infer their offer is of no service.—W. WATSON, *Little Eaton, near Derby; Nov. 13.*

### POOR 1860!

*To the Editor of the 'Intelligencer.'*

Sir,—How much poor 1860 has been abused your pages testify. No end of fire-side men have had a glorious grumble since 1860 was washed in: some few practical men too have had a fling at it, but these generally only because it was a wet one, and so prevented them practising the various expedients they are wont to adopt to discover the whereabouts of their pets. To those who depend upon sugar the year now closing has been almost a blank, in some places, since the end of June; but July gave a rich crop at sugar in Scotland. Butterflies have scarcely been seen on the wing this year, yet, strange to say, I never saw so many butterfly larvæ as I did this year; and the larvæ of *Thecla W-album* were never taken in such profusion as they were by

the Sheffield collectors last spring. Butterfly larvæ are now feeding freely; I took several specimens of *C. Phlaeus* and the Common Blue three days ago, whilst larvæ-hunting with Sergeant Johnson, of Old Swan: in addition to these butterfly larvæ we took (between 10 A.M. and dark) above *one thousand* larvæ. This seems incredible to those who never go larvæ-hunting, but to any old larvæ-hunter it is only a good day's work at this season of the year; and it will seem the more incredible to those who are content to take the beaten tract of sugar on a given day for a given species.

Butterflies have not been seen on the wing much this year I grant, but I cannot grant that they were not in the winged state, because I met with them in all sorts of out-of-the-way places during the spring and summer months, when larvæ-hunting; and that moths have not been scarce the following notes would seem to imply: I purposely select a day in each month when some friend was with me, or when I was with some friend.

April. Mr. Greening with me at Crosby; took about 500 larvæ of *Orygia Fascelina* between us.

May. With Mr. Butler and Mr. Roxborough; took a great quantity of the larvæ of *Eupithecia sobrinata*.

June. On the sand hills at Wallasey; met Mr. Birchall there; took very many Noctunæ larvæ, principally *Agrotis*. At night sugared; moths in profusion; took eleven of *Mamestra Albicollis* at sugar, very fine. Did not find one this day by bank-raking, usually the best plan. Three escaped from the sugar.

July. On Ridley Moss, with Mr. Greening; once or twice driven off by the rain; persevered until we had a fine night, and were rewarded with many

specimens of *Lithosia sericea*, n. s. allied to *Complana*.

August. Larvæ-hunting with Mr. Wilkinson, between Old Swan and Simon's-wood Moss; took above 800 larvæ myself, including—

- Acronycta Alni,
- ... Leporina,
- Notodonta Ziczac,
- ... Dromedarius,
- ... Camelina,
- ... Dictæoides,
- Eupithecia Satyrata, &c.

Took *Fumosa*, *Haworthii*, &c., on flowers, freely. Nothing at sugar.

September. At Sherwood Forest, with Mr. Thomas, of Sheffield, larvæ-hunting; took several hundreds, but did not count them, nor label the boxes: moths common at sugar. Later in September went to Llanferras with Mr. Wilkinson: took 400 larvæ during the day by beating, and was very successful amongst them with my lantern at night on the mountain.

October I have already named, but I may say that a few days ago I went, with Mr. Greening, to Bidston Hill, Pug-larvæ hunting; the result was a very considerable number of larvæ were added to those we already had feeding.

It will thus be seen that if moths were not taken, they were amongst us, and laid their eggs. I am not aware of any moth larvæ which require heat, except Bombyces; these revel in the sun, as does *Alni*, but, as a rule, all else like shade, and I never was a successful breeder until I kept my larvæ in a cold place, and often where they are in the dark!

Many species were on the wing early this year; some were quite over before they were looked for, some were very late; *Erebia Cassiope* a month behind

its time; the August and September Orthosidæ are only just now coming to sugar, but now they are coming there seems no lack of them; and I have before me a beautiful female of *Ennomos Tiliaria*, not yet stretched, bred from the larvæ taken in August, when Mr. Wilkinson was with me.

Trusting these remarks will serve to reassure our friends that insects can be found, even if it is a wet season, and hoping that poor 1860 will have the effect of forcing more of our friends to attend to breeding their specimens,

I am,

Yours, &c.,

C. S. GREGSON.

Oct. 24, 1860.

NOTE.—Since writing the above "Difference of Opinion" has come to hand, and I hope it will have the effect of causing gentlemen who took *B. palealis* so common in the South this year to give the results of their observations on other southern species, not forgetting *Erastria Venustula* and the Clear-wings. My observations have been made in Derbyshire, Flintshire, Carnarvonshire, Cheshire, Lancashire (North and South, including Furness), Westmoreland, Cumberland, Yorkshire (West Riding) and Nottinghamshire. On Sheffield Moor, the locality for *Gastropacha Ilicifolia*, Mr. Brook, Mr. Hydes, Mr. Thomas and myself took many larvæ in September; my captures reached above 700 in one day; and moor specimens, which usually appear in August, were in profusion, *Penthina Saucidua* and *Peronea Caledoniana* flying out at almost every step when I was amongst their food-plant (*Vaccinium*). I am quite ready to admit that the Clouded Yellows and other foreign eggs which are imported in

clover (and especially lucerne) seeds might not hatch for want of a high temperature, and so we should not have them amongst us; but our really British species were with us "certain sure," but could not always be on the wing in such a wet season.

C. S. G.

**THE HALIFAX NATURAL-HISTORY SOCIETY.**—Under the above title a Society has been established at Halifax, to facilitate the study of Natural History by the collection of specimens. The Society consists of about forty members, and holds its meetings on the last Tuesday of each month, at the house of Mr. Henry Swift, Cross Keys Inn, King Cross Street, Halifax. At each meeting specimens are exhibited of recent captures, and observations are offered as to the nature and habits of any new discoveries in the various branches of Natural History, more especially in Entomology.—**W. SHIPSTON**, *Corresponding Secretary*.

**STUNG TO DEATH.**—"A strange incident has just occurred," says the 'Union'; "a young farmer, named Jay, of St. Cyrian, near Meaux, went into a wood to collect leaves of a nut tree for his oxen. He began beating down the leaves with a lough stick, and before long was enveloped in a cloud of dust, which produced such a violent cough that he was obliged to return home. His face, hands and neck soon became covered with pimples; he had a violent fever and insupportable itching. He tried various remedies, but they produced no effect, and he was at last obliged to send for a physician. The latter did all that science could suggest, but in a few hours the patient expired. It turned out that the farmer had disturbed a nest of the insect called by the French naturalists the *Bombyx processionaire*, which is very venomous, and which places its eggs in

the midst of a sort of dust, which is very volatile, causes ulceration in the skin of man, and is most dangerous when it enters the respiratory organs."—*From the 'Times' of the 22nd of October.*

*Now ready, price 1s. 1d., post free,*

**THE LEPIDOPTERIST'S INDICATOR.** An Alphabetically arranged Guide to the Species of British Lepidoptera, with special reference to Doubleday's last List, Stainton's 'Manual,' Wood's 'Index Entomologicus,' &c. By **B. BRADNEY BOCKETT**, M.A. Oxon, Vicar of Epsom, Surrey.

London: E. Newman, 9, Devonshire Street, Bishopsgate, N.E.

*8vo, cloth,*

**THE ENTOMOLOGIST'S WEEKLY INTELLIGENCER.**

Vol. I. (for 1856), price 9s.

Vol. II. (for 1857, April—September), price 4s.

Vol. III. (for 1857-8, October—March), price 4s.

Vol. IV. (for 1858, April—September), price 4s.

Vol. V. (for 1858-9, September—March), price 4s.

Vol. VI. (for 1859, March—September), price 4s.

Vol. VII. (for 1859-60, September—March), price 4s.

Vol. VIII. (for 1860, April—September), price 4s.

London: E. Newman, 9, Devonshire Street, Bishopsgate; W. Kent & Co., Paternoster Row.

**CLOTH COVERS** for binding either Volume of the 'INTELLIGENCER,' price 1s., or by post 1s. 2d., can be had of E. Newman, 9, Devonshire Street, Bishopsgate, N.E.

*Price 3s. 6d.,*

**THE WORLD OF INSECTS;** A Guide to its Wonders. By **J. W. DOUGLAS**, President of the Entomological Society of London.

London: John Van Voorst, 1, Paternoster Row.

Printed and published by **EDWARD NEWMAN**, Printer, of No. 9, Devonshire Street, Bishopsgate Without, London, in the County of Middlesex.—Saturday, November 17, 1860.



# THE ENTOMOLOGIST'S WEEKLY INTELLIGENCER.

No. 216.]

SATURDAY, NOVEMBER 24, 1860

[PRICE 1d.]

## 'THE INDICATOR.'

—

UNDER the title of 'The Lepidopterist's Indicator' there has lately appeared "An Alphabetically-arranged Guide to the Species of the British Lepidoptera," from the pen of the Rev. B. Bradney Bockett.

The idea of this work is that if a tyro receives an insect from a brother collector under a single name—and unfortunately mononymicisism prevails very largely amongst us—he shall be able, by the aid of the 'Indicator,' to discover the generic name of the species. Suppose, for instance, a moth is handed over to the tyro with the information that it is *Advena*, he refers to the 'Indicator,' and reads as follows:—

*Advena*—genus *Aplecta*—family or group  
Noctuæ—No. in *Doubleday* 679—  
No. in *Stainton* 420—No. in *Wood*  
295.

Here then is a vast assistance gained; instead of having to enquire of his friends, "What genus does *Advena* belong to?" he can find it out readily for himself.

The No. in *Stainton* refers to the

numbers in the Index to the 'Manual,' and hence if the generic name there adopted be not identical with that which Mr. Bockett patronizes, the incipient is enabled readily to trace it. The No. in *Doubleday* refers to the imaginary numbers, which would be there, supposing *Doubleday's* second edition were consecutively numbered: any person can of course number his own list for himself. The No. in *Wood* speaks for itself; it refers to the figures in *Wood's* 'Index Entomologicus.'

Some confusion is created by the omission of those names which, though used in *Stainton's* 'Manual,' are not employed in *Doubleday's* Catalogue: thus, if our friend Tyro receives an insect under the name of *Vespiforme*, Mr. Bockett gives him no assistance; he must get some friend to tell him that *Asiliformis* is another name for the same insect. In this way the 'Indicator' will point out the right road to be taken as soon as we know our way, but not before. That the 'Indicator' will prove of use we have no doubt, but its usefulness would have been much increased had these synonyms been added.

Index-making is a useful occupation, and we recommend it to all our younger readers; in making an index to any work you learn so thoroughly where anything is that the written index becomes unnecessary afterwards, its contents being engraved on the brain. We have in former years compiled many indexes, but we hardly ever used one after it was completed; still we never regretted the time and labour bestowed on it.

---

THE ENTOMOLOGIST'S WEEKLY INTELLIGENCER may be obtained

WHOLESALE of E. Newman, 9 Devonshire Street, Bishopsgate, and of W. Kent & Co. 51 & 52 Paternoster Row.

RETAIL of James Gardner, 52 High Holborn; H. J. Harding, 1 York Street, Church Street, Shoreditch; A. W. Hockett, 3 East Road, City Road; W. Weatherley, High Street, Peckham; C. J. Cribb, 8 Westbourne Grove, Bayswater; W. Cull, 34 Henry Street East, St. John's Wood.

At Beverley, of John Ward, News Agent, &c. 'Recorder' Office.

At Birmingham, of Robert Burns, 63 Edmond Street.

At Brighton, of John Taylor, News Agent, &c. 86 North Lane.

At Cheltenham, of C. Andrew, 129 High Street.

At Darlington, of M. Simonson, News Agent, Bondgate.

At Hemel Hempstead, of H. Salter, Bookseller, &c. High Street.

At Huddersfield, of J. E. Wheatley and Co., Booksellers, 18 New Street.

At Kingston-on-Thames, of W. Bryden, Bookseller, &c. Apple Market.

At Leeds, of J. Fox, Bookseller, &c. Boundary Terrace, Burley Road.

At Maidstone, of Messrs. Nicholson, Brothers, Printers, &c. 31 Mill St.

At Middleton, of John Fielding, Bookseller, Wood Street.

At Oldham, of John Holt, Bookseller, 6 George Street.

At Rotherham, of H. Carr, Bookseller, Bridge Street

At Sheffield, of C. K. Jarvis, News Agent, Post Office, Barker's Pool.

At Wakefield, of William Talbot, Crystal Place.

At Worcester, of G. Morgan, Bookseller and News Agent, Little Angel St.; and of J. Pegg, Bookseller and News Agent, 20 Mealcheapen Street.

At York, of Robert Sunter, 23 Stonegate.

Country Newsvenders who have this paper on sale are requested to send us their names and addresses to be added to the above list.

---

*All communications to be addressed to MR. H. T. STAINTON, Mountsfield, Lewisham, near London, S.E. No notice will be taken of anonymous communications.*

---

EXCHANGE.—The charge for lists of duplicates and desiderata remains as before—

	s.	d.
Under half a column . . .	0	6
Above half a column, but under half a page . . .	1	0
Above half a page, but under a page . . . . .	2	0

Correspondents will therefore please enclose stamps for these amounts when they send notices which belong to the heading of "Exchange."

---

CHANGE OF ADDRESS.—Having left Elm Street, my address is now—W. FARREN, 1, Rose Crescent, Cambridge.

## CAPTURES.

## LEPIDOPTERA.

*Nola Albulalis*.—On the 10th of July, 1859, in this neighbourhood, Dr. Allchin took three and I took one specimen of a small moth, quite new to us; my specimen has remained in my collection unnamed until a few days ago, when Dr. Allchin called on me, and informed me it is a good specimen of the new *Nola Albulalis*.—W. CHANEY, 20, Upper Britton Street, New Brompton, near Chatham; Nov. 13, 1860.

[A figure of this insect will appear in the new 'Annual.']

*Captures near Lewisham*.—During the present season we have met with the following species, within a radius of twelve miles from this place:—

- S. Tiliæ. At rest.  
 T. Cynipiforme. Beaten from oak at Darenth.  
 Z. Æsculi (4). Palings, &c.  
 C. Ligniperda (2). Larvæ abundant.  
 L. Testudo (5). By heating oak at Darenth.  
 N. Cristulalis. Do.  
 L. Aureola (4). End of May.  
 A. Villica. Larvæ found at Lewisham.  
 G. Quercifolia. Mothing at Lewisham.  
 E. Dolohraria. Beating at Darenth.  
 S. Illustraria. Larvæ taken at Darenth.  
 N. Hispidaria (1). At rest on an oak.  
 T. Extersaria. Darenth, by heating.  
 E. Pendularia. Do., do.  
 A. Candidata. We met with this pretty little species in September, in fine condition.  
 A. Luteata. Common.  
 A. Emarginata. Do.  
 B. Amataria. Do.  
 C. Temerata. Very local.  
 Taminata. Do.  
 M. Notata. Not scarce; in one locality we took eight.

- M. Euphorhiata. Common in the same locality.  
 E. Adustata. Common, mothing.  
 E. Pulchellata. At Dareuth.  
 Centaureata (several). Not so common as usual.  
 Plumbeolata. Do.  
 Absynthiata. Common, June and September.  
 Dodoneata. Common.  
 Abbreviata. Scarce.  
 Exiguata. Very abundant.  
 Pumilata. Beaten from sloe blossoms.  
 Coronata. By heating, &c.  
 M. Allicillata. Mothing, Shooter's-Hill Wood.  
 M. Hastata. Darenth Wood.  
 Procellata (several).  
 Rivata (do.).  
 A. Ruhidata. Ahundant.  
 Derivata. Common.  
 P. Vitalhata. Mothing, Darenth Wood.  
 C. Quadrifasciata. Beating, do.  
 E. Vetulata. One evening in July we were surprised to observe this species swarming round a buckthorn bush at Lewisham; we took about fifty; it only continued out a very short time.  
 E. Rhamnata. Rather common in the same place.  
 A. Picata. Beating, Darenth Wood.  
 P. Palpina. Mothing.  
 T. Derasa. At sugar.  
 Batis. Do.  
 C. Fluctuosa. Beaten from oak at Darenth.  
 A. Aceris. Palings.  
 X. Scolopacina (1). Mothing at Lewisham.  
 D. Pinastris. Came freely to sugar; in one locality we took seventeen.  
 N. Rhomhoidea (2). At sugar in the same place.  
 C. Alsines. Mothing.  
 X. Cerago. At sugar.  
 C. Affinis. Beaten from elm.  
 H. Contigua. Darenth Wood, at sugar.  
 E. Fuscula. At sugar and beating.

- P. Crassalis. Mothing.  
 Glaucinalis. Do.  
 E. Octomaculata (2).  
 B. Lancealis (3).  
 E. Verbascalis. In Junc and again on  
 the 8th of September.  
 C. Falsellus. Mothing.  
 Pinetellus. Do.  
 H. Quercana. Larva found at Darenth.  
 T. Icterana. Mothing.  
 L. Sorbiana. Do., Darenth.  
 H. Cirsiana. Do.  
 H. Paykulliana. Do.  
 A. Obtusana. Beating, Darenth Wood.  
 H. Rheediiella. Among flowers.  
 E. Nigricostana. Mothing.  
 D. Splendana. Beating in September.  
 L. Smeathmanniana. Mothing; common.  
 X. Zoegana. Among flowers.  
 N. Metaxella. Mothing.  
 A. Degeerella. Beating, &c.  
 H. Vigintipunctatus (several). Mothing.  
 Plumbellus (1).  
 Evonymellus (1).  
 D. Oliiviella. Common.  
 OE. Lunar. Abundant on palings and  
 on trunks of lime trees.  
 Panzerella. Beating oak; abundant.  
 C. Linneella. Very abundant on limes.
- With many other commoner species.
- At Deal, from the 1st to the 13th of  
 September, we took—
- A. Galathea. Abundant.  
 P. Corydon. Do.  
 P. Comma. Common.  
 L. Chrysorrhea. At rest.  
 L. Phragmitidis (2). On the marshes;  
 nothing.  
 A. Valligera. At sugar, on the sand-hills.  
 Tritici. Do., do.; common.  
 E. Ochroleuca. On the flowers of the  
 wild marjoram.  
 M. Galeata. Beating; common.  
 A. Citraria. Do., on the sand-hills.  
 Gilvaria. Do.  
 S. Palealis (1). Under the cliffs.  
 Sticticalis. Do.

Also larvæ of—

- S. Ocellatus. Common on the sand-hills.  
 C. Elpenor (36). On *Galium* and *Epi-*  
*lobium* in the dykes on the marshes.  
 Porcellus (3). On the sand-hills.  
 S. Papyratia (4). Found on *Galium*,  
 whilst collecting *Elpenor*.  
 —C. & J. FENN, *Clyde Villa, Lee.*  
*Captures at Cockermouth.*—The fol-  
 lowing are a few of my principal cap-  
 tures at or near Cockermouth during the  
 past season:—
- Procris Statices.  
 Smerinthus Ocellatus.  
 ... Populi.  
 Deilephila Galii (4). Bred from larvæ  
 found last autumn.  
 Chærocampa Elpenor (and larvæ).  
 ... Porcellus.  
 Hæpialus Hectus.  
 ... Velleda.  
 ... Sylvinus.  
 Cerura Furcula (and larvæ).  
 Notodonta Dromedarius (do.).  
 Pterostoma Palpina (do.).  
 Drymonia Chaonia (bred).  
 Leiocampa Dictæa (and larvæ).  
 ... Dictæoides (larva).  
 Lophopteryx Cameliua (and larvæ).  
 Diloba Cæruleocephala.  
 Peridea Trepida (and larvæ).  
 Dasychira Pudibunda.  
 Demas Coryli.  
 Phragmatobia Fuliginosa.  
 Pæcilocampa Populi (and larvæ).  
 Trichiura Cratægi (do.).  
 Cilix Spinula.  
 Platypteryx Lacertinaria (and larvæ).  
 Drepana Falcataria (do.).  
 Thyatira Batis.  
 Cymatophora Duplaris.  
 ... Diluta.  
 ... Or (and larvæ).  
 ... Flavicornis.  
 ... Ridens (bred).  
 Acronycta Leporina (and larvæ).  
 Nonagria Fulva.  
 Hydræcia Nictitans.

Hydræcia Petasitis (bred).  
 Xylophasia Sublustris.  
 Apamea Gemina.  
   ... Unanimis.  
 Miana Arcuosa.  
 Triphæna Fimbrina.  
 Noctua Glareosa.  
   ... Depuncta.  
 Tæniocampa Populeti.  
 Orthosia Macilenta.  
 Dianthæcia Capsincola.  
   ... Cucubali.  
   ... Carpophaga.  
   ... Conspersa.  
 Polia Chi.  
 Agriopsis Aprilina.  
 Aplecta Herbida.  
   ... Advena.  
 Calocampa Exoleta.  
 Anarta Myrtilli.  
 Abrostola Urticæ.  
   ... Triplasia.  
 Plusia Festucæ.  
   ... Iota.  
   ... Pulchrina.  
 Ourapteryx Sambucaria.  
 Epione Apiciaria.  
 Venilia Maculata.  
 Ellopiæ Fasciaria.  
 Selenia Lunaria.  
 Amphidasis Betularia.  
 Tephrosia Crepuscularia.  
 Dasydia Obfuscaria.  
 Pseudoterpna Cytisaria.  
 Geometra Papilionaria.  
 Asthena Luteata.  
 Acidalia Trigeminata.  
 Macaria Liturata.  
 Fidonia Atomaria.  
   ... Piniaria.  
 Abraxas Ulmata.  
 Lomaspilis Marginata.  
 Larentia Salicaria.  
   ... Olivaria.  
 Emmelesia Affinitata.  
   ... Alchemillata.  
 Thera Variata.  
   ... Firmaria. Middle of October;  
 probably two broods.

Melanthia Albicillata (and larvæ).  
 Anticlea Derivata.  
 Coremia Munitata.  
   ... Progugnata.  
 Cidaria Psittacata.  
   ... Silacea.  
   ... Testata.  
   ... Populata.

I may here remark that the spring and autumn insects have been exceedingly scarce in this district.—W. ROBINSON, 62, *Main Street, Cockermouth.*

*Jersey Lepidoptera.*—The following is a list of insects taken here this season by my brother and myself.

*Colias Edusa.* Only one or two have been observed this year, while last year they were swarming.

*Pieris Daplidice.* One male, Sept. 12.

*Argynnis Lathonia.* About twenty have fallen to our share, and many more have been taken here. Our earliest date for it is May 5, when a worn specimen was taken and another was seen. It was in good condition throughout June, July and August. One larva was found in July, feeding on *Viola tricolor*; it answered exactly to the description in the 'Manual.' The pupa had six beautiful silver spots on it; the imago appeared August 28th.

*Melitæa Cinxia.* Larva nearly full fed April 9; when quite full fed the colonies are broken up, and they wander about singly. Imago, June 12, very abundant.

*Deilephila Euphorbiæ.* Larva first found, July 18; they were then mostly very young, but one full-grown one was found. The eggs, which are light green, are laid, about eight or nine together, near the top of the food-plant. The larvæ were commonest about the middle of August, but they have been much scarcer this year than they were last year. In captivity they have a trick of devouring one another's horns, although there may be plenty of food within reach. They

make a loose cocoon just below the surface of the ground.

*D. Livoruica*. One female hovering over *Rhododendron* flowers, at dusk, June 13.

*Chærocampa Porcellus*. Imago on the 29th of July; larva August 19.

*Sesia Philanthiformis*. Two specimens of what I imagine to be this insect have been taken here; both on the sea spurge (*Euphorbia Paralias*).

*Pterostoma Palpina*. May 16.

*Lasiocampa Rubi*. Larvæ swarming on heaths in September.

*L. Trifolii*. Larva common on lucerne, &c. On taking out a bred female for the purpose of decoying the males I was surprised at seeing a male *L. Quercus* decoyed by it.

*Drepana Hamula*. Two specimens, female May 30, male June 14. The female laid about thirty light yellow eggs, which changed in a few days to a bright orange colour.—F. P. JOHNSON, *Woodburn, St. Saviour's, Jersey*.

#### COLEOPTERA.

*Occurrence of Mycetophagus quadriguttatus*.—This pretty little creature, which has hitherto only had three specimens to represent it in this country, can now boast of having a good number, as I have been fortunate enough to turn it up, within the last few days, "in the London district." The hunting season is rapidly drawing to a close, but I think the game continues as good as ever, and, if the weather only keeps dry, who knows but "a take" of *Adelops Wollastoni* may be announced. There is so much pleasure in assisting one's friends.—JOHN SCOTT, 13, *Torrington Villas, Lee, S.E.*; November 14, 1860.

few notes respecting some of our common species, which may prove interesting in future years. *Gonepteryx Rhamni* appeared here about the beginning of September; but I have not seen a single specimen of *Colias Edusa*, though it was quite common in this neighbourhood last year, nor a single wasp. Even during the whole of August I only saw about half a dozen of *Pieris Brassicæ*; *P. Napi* was much more common in that month than *P. Rapæ*: *Hipparchia Janira* and *H. Tithonus* were also very common, especially the latter; but *Cænonympha Pamphilus* and *Polyommatus Alexis* were so rare during August and September, that of the former I saw none, and of the latter only two, and those in September. *Vanessa Atalanta* did not make its appearance till the end of August, and then only in small numbers; *V. Urticæ* was to be seen occasionally throughout the summer, when there chanced to be a few minutes' sunshine. *Pamphila Sylvanus* appeared in July, which was, in my opinion, decidedly the best month of the whole year for Lepidoptera; I took a good number of moths then, but scarcely any in August. The common Sphinges came out at the beginning of June, and were about as common as usual; but most of the other moths, and especially the Noctuæ, were rare, except *Plusia Gamma*, which seemed more plentiful than ever. *Porthesia Chrysothæa* and *Abraxas Grossulariata* were also very plentiful, and generally flew in the day-time. Larvæ have lately been rather abundant, but are, of course, like everything else, a month or two behind their time.—E. S. DEWICK, *Blackheath*; November 7.

---

#### OBSERVATIONS.

*Notes on the appearance and non-appearance of Insects this year*.—I send a

---

#### EXCHANGE.

*Exchange*.—We have the following duplicates, for which we should like to

receive offers of Noctuidæ, which are the only insects that we now collect:—

Machaon (8)	Hirtaria (3)
Edusa (9)	Prodromaria (1)
Cratægi (2)	Roboraria (8)
Sinapis (3)	Pullata (4)
Galathea (5)	Trepidaria (1)
Blandina (3)	Viridata (2)
Polyehloros (3)	Omicronaria (2)
C-album (2)	Auroraria (1)
Selene (3)	Blomeraria (1)
Euphrosyne (5)	Heparata (2)
Cinxia (4)	Plumaria (1)
Athalia (6)	Euphorbiata (6)
Lucina (6)	Alchemillata (2)
Quercus (8)	Centareata (1)
Arion (2)	Juniperata (8)
Adonis (2)	Tristata (1)
Comma (3)	Uangulata (2)
Statice (11)	Galiata (1)
Globulariæ (6)	Undulata (2)
Loniceræ (2)	Cervinata (4)
Atropos (1)	Bipunetaria (1)
Elpenor (3)	Plagiata (3)
Porcellus (3)	Albicillata (2)
Bembeeiformis (3)	Rostralis (3)
Apiformis (1)	Crassalis (1)
Velleda (1)	Flavalis (1)
Æsculi (2)	Hyalinalis (1)
Bifida (6)	Warringtonellus (1)
Dromedarius (1)	Consociella (1)
Ziczæ (4)	Tumidella (4)
Dispar (7)	Sylvellus (1)
Faseelina (2)	Caudana (1)
Gonostigma (1)	Baumanniana (2)
Salicis (8)	Françillana (2)
Chrysorrhœa (8)	Degeerella (2)
Irrarella (3)	Sequella (1)
Dominula (4)	Xylostella (2)
Plantaginis (2)	Alstrœmæriana (1)
Lanestris (4)	Ocellaua (1)
Populi (1)	Heracliana (2)
Falcataria (1)	Vibicella (4)
Maculata (2)	Lineolea (3)
Lunaria (1)	Galactodactylus (1)
Illustraria (2)	Loewii (2)
Zonaria (2)	

If applicants receive no answer in a

week they may conclude that their offers are rejected.—T. & J. B. BLACKBURN, *New Street, Altrincham, Cheshire.*

*Exchange.*—I have duplicates of the following:—

Thecla Quereus  
Argynnis Paphia  
... Aglaia  
Crocallis Elinguaria  
Eucheliæ Jacobææ  
Pæcilocampa Populi  
which I shall be glad to exchange for—  
Polyommatus Adonis  
... Corydon  
... Arion  
... Argiolus

Thecla Rubi  
... Betulæ  
Cossus Ligniperda  
Zeuzera Æsculi  
Liparis Monacha  
Catoeala Nupta.

—H. WILKINSON, *Milford Junction, Yorkshire; Nov. 19.*

*Butterflies from the Isle of Wight.*—Gentlemen not having heard from me respecting the butterflies mentioned in No. 184, p. 12, of the 'Intelligencer,' will understand that, owing to the very unfavourable season, I have not been able to supply their wants.—W. JORDAN, *Nettlestone, near Ryde, Isle of Wight; November 19.*

*Duplicate Sphinx Convolvuli.*—I have about a dozen injured specimens of *S. Convolvuli*, which I shall be glad to give to any beginner on receipt of a box, *post paid*, and return postage.—W. FARREN, 1, *Rose Crescent, Cambridge.*

Price 3s.,

**P**RACTICAL HINTS respecting MOTHS and BUTTERFLIES, with Notices of their Localities; forming a Calendar of Entomological Operations throughout the Year in pursuit of Lepidoptera. By RICHARD SHIELD.

London: John Van Voorst, Paternoster Row.

Now ready, price 1s. 1d., post free,

**THE LEPIDOPTERIST'S INDICATOR.** An Alphabetically arranged Guide to the Species of British Lepidoptera, with special reference to Doubleday's last List, Stainton's 'Manual,' Wood's 'Index Entomologicus,' &c. By B. BRADNEY BOCKETT, M.A. Oxon, Vicar of Epsom, Surrey.

London: E. Newman, 9, Devonshire Street, Bishopsgate, N.E.

### To Persons beginning Entomology.

**TO BE SOLD CHEAP.**—A Collection of BRITISH LEPIDOPTERA, containing above 700 Species, all correctly named. Many of them are RARE, and a large number are FEN INSECTS, in fair condition.

Apply by letter to W. WINTER, *Aldeby, Beccles.*

**EGGS OF BRITISH BIRDS,** in fine condition, for disposal or exchange. The history of each can be given, by whom taken, with dates and localities. The Birds taken, with the Eggs, can be had stuffed, at low prices. A complete List of 200 Species sent for two stamps.

Golden Eagle 16s.; Spotted do. 12s.; Iceland Falcon 26s.; Buzzard 1s. 4d.; Kite 2s. 6d.; Peregrine 8s.; Montagu's Harrier 2s. 6d.; Woodchat 8d.; Pied Flycatcher 8d.; Bee-eater 2s.; Roller 1s. 10d.; Hooded Crow 4d.; Bohemian Waxwing 38s.; Golden Oriole 1s. 2d.; Fieldfare 6d.; Great Sedge Warbler 8d.; Galactotes 6s.; Latham's Pettingchaps, 5d.; Crested Tit 6d.; Spotted Woodpecker 1s. 2d.; Lapland Bunting 2s. 6d.; Hawfinch 8d.; Serin Finch (new British species) 2s. 6d.; Capercally 2s.; Black Grouse 1s. 2d.; Pterocles Selarius (new British Sand Grouse) 20s.; Great Bustard 3s. 6d.; Little do. 4s. 6d.; Kentish Plover 1s.; Little Ringed do. 1s. 1d.; Crane 6s.; Black Stork 3s.; Little Egret 3s.; Rednecked Phalarope 2s.; Caspian Tern 3s. 3d.; Arctic Tern 4d.; Iceland Gull 3s. 6d.; Castaneous Duck 2s.; Great Northern Diver 9s.; Blackthroated Diver 9s.

Address OOLOGICUS, 13, Hova Villas, Brighton.

### To Entomologists.

**FOR SALE.**—A new, well-made MAHOGANY CABINET, corked, papered, framed and glazed, containing forty drawers.

For further particulars and price apply (or by letter) to WILLIAM MEEK, 5, King Street, Old Ford Road, where it can be seen.

**W. FARREN, 1, ROSE CRESCENT, CAMBRIDGE,** has the following INSECTS, and many others FOR SALE;

all in fine condition.	s.	d.
P. Machaou . . . . .	0	6 each
T. W-album . . . . .	0	6 ...
S. Tiliæ . . . . .	0	6 ...
A. Atropos . . . . .	2	0 ...
C. Elpenor . . . . .	0	6 ...
P. Myopæformis . . . . .	0	9 ...
Cynipiformis . . . . .	1	0 ...
M. Arundinis . . . . .	3	6 ...
Z. Æsculi . . . . . ♂ 2s., ♀	1	6 ...
H. Sylvaus . . . . .	0	6 ...
C. Dominula . . . . .	0	6 ...
L. Monacha . . . . .	0	4 ...
O. Faselina . . . . .	0	6 ...
Cænosa . . . . .	0	6 ...
L. Quercifolia . . . . .	0	6 ...
V. Maculata . . . . .	0	2 ...
A. Sinuata . . . . .	2	0 ...
Berberaria . . . . .	2	0 ...
E. Cervinata . . . . .	0	6 ...
L. Lobulata . . . . .	0	6 ...
C. Fluctuosa . . . . .	2	6 ...
A. Strigosa . . . . .	4	0 ...
N. Saponariæ . . . . .	0	4 ...
H. Hispidus . . . . .	1	6 ...
A. Connexa . . . . .	0	6 ...
A. Pyrophila . . . . .	4	0 ...
X. Citrigo . . . . .	1	0 ...
D. Carpophaga . . . . .	1	0 ...
P. Chi . . . . .	0	6 ...
H. Atriplicis . . . . .	0	6 ...
C. Lichnitis . . . . .	2	0 ...
A. Luctuosa . . . . .	1	0 ...
P. Fimbrialis . . . . .	0	6 ...

Price 3s. 6d.,

**THE WORLD OF INSECTS;** A Guide to its Wonders. By J. W. DOUGLAS, President of the Entomological Society of London.

London: John Van Voorst, 1, Paternoster Row.

Printed and published by EDWARD NEWMAN, Printer, of No. 9, Devonshire Street, Bishopsgate Without, London, in the County of Middlesex.—Saturday, November 24, 1860.



# THE ENTOMOLOGIST'S WEEKLY INTELLIGENCER.

No. 217.]

SATURDAY, DECEMBER 1, 1860

[PRICE 1d.]

## S H A R K S.

“I HAVE been in \* \* \* \* several times this season, and always done well; I also spent a short time at \* \* \* \* during July, and had great sport. You will ask why have I not forwarded a list of captures to the ‘Intelligencer?’ Shall I tell you why its pages have been so singularly barren of late of such communications? *People are afraid of the consequences.* I dare not tell your readers the interesting fact that \* \* is one of the commonest butterflies at \* \* \* \*, and that I caught sixty in one morning; or that a few nights’ sugar at \* \* \* produced, among other things, sixty \* \* \* and eighty \* \* \*, or that \* \*, &c.; *because*, if I had done so, I should have had about 500 applications for the insects before the ink was dry.”

The above is extracted from a real letter lately received. The writer continues as follows:—

“Some time back I mentioned the capture of \* \* \*; the remark cost me £5 in postage and the loss of fourteen boxes not returned, nor even the receipt of them acknowledged.”

“People seem to be possessed with a perfect mania for the accumulation of collections, and set all the rules

which should regulate the intercourse of *gentlemen* at defiance: they beg your insects and then at once offer them *for sale*, under the guise of “Exchange,” of which a notable instance lately graced (or disgraced?) your columns.”

“Pleasant, very, after letting a man pick a dozen of your best insects, to see them advertised.”

“Something ought to be done to check a system which prevents your obtaining local lists or observations on captures, and must be disgusting to the real students of nature.”

So far our valued correspondent; now what is to be said in reply? Is the allegation true? or is it merely a horrid chimæra engendered by a disordered imagination?

We fancy we have heard something like it before: we think we remember an instance of an entomologist offering to give away some insects gratuitously, and it cost him £2 for postage, &c., and he reaped several letters—not of thanks, but—*of abuse!* Surely this was a novel idea of a gratuitous distribution!

In future it will always be pleasanter to put one’s spare specimens behind the

fire. The £2 postage would be saved, and the abuse would be avoided.

The greediness and rudeness of these never-satisfied sharks is something fearful: we propose to recur to the subject on another occasion.

Ignorance, selfishness, thoughtlessness are the faults of the young; but we seem to see in the sharks alluded to these defects grotesquely exaggerated.

THE ENTOMOLOGIST'S WEEKLY INTELLIGENCER may be obtained

WHOLESALE of E. Newnan, 9 Devonshire Street, Bishopsgate, and of W. Kent & Co. 51 & 52 Paternoster Row.

RETAIL of James Gardner, 52 High Holborn; H. J. Harding, 1 York Street, Church Street, Shoreditch; A. W. Hockett, 3 East Road, City Road; W. Weatherley, High Street, Peckham; C. J. Cribb, 8 Westbourne Grove, Bayswater; W. Cull, 34 Henry Street East, St. John's Wood.

At Beverley, of John Ward, News Agent, &c. 'Recorder' Office.

At Birmingham, of Robert Burns, 63 Edmond Street.

At Brighton, of John Taylor, News Agent, &c. 86 North Lane.

At Cheltenham, of C. Andrew, 129 High Street.

At Darlington, of M. Simonson, News Agent, Bondgate.

At Hemel Hempstead, of H. Salter, Bookseller, &c. High Street.

At Huddersfield, of J. E. Wheatley and Co., Booksellers, 18 New Street.

At Kingston-on-Thames, of W. Bryden, Bookseller, &c. Apple Market.

At Leeds, of J. Fox, Bookseller, &c. Boundary Terrace, Burley Road.

At Maidstone, of Messrs. Nicholsons, Brothers, Printers, &c. 31 Mill St.

At Middleton, of John Fielding, Bookseller, Wood Street.

At Oldham, of John Holt, Bookseller, 6 George Street.


At Rotherham, of H. Carr, Bookseller, Bridge Street

At Sheffield, of C. K. Jarvis, News Agent, Post Office, Barker's Pool.

At Wakefield, of William Talbot, Crystal Place.

At Worcester, of G. Morgan, Bookseller and News Agent, Little Angel St.; and of J. Pegg, Bookseller and News Agent, 20 Mealcheap Street.

At York, of Robert Sunter, 23 Stonegate.

 Country Newsvenders who have this paper on sale are requested to send us their names and addresses to be added to the above list.

*All communications to be addressed to Mr. H. T. STANTON, Mountsfield, Lewisham, near London, S.E. No notice will be taken of anonymous communications.*

EXCHANGE.—The charge for lists of duplicates and desiderata remains as before—

	s.	d.
Under half a column . . .	0	6
Above half a column, but under half a page . . .	1	0
Above half a page, but under a page . . . . .	2	0

Correspondents will therefore please enclose stamps for these amounts when they send notices which belong to the heading of "Exchange."

Mr. STANTON will be "at home" on Wednesday next, December 5th, at 6 P.M., as usual.

CHANGE OF ADDRESS.—Having left Grove House, Lewisham, our address is now—C. & J. FENN, *Clyde Villa, Lee, S.E.*

CHANGE OF ADDRESS.—Having left Warrington, my address is now—R. H. STRETCH, *Nantwich, Cheshire.*

CHANGE OF ADDRESS.—Having left 16, Waterloo Street, my address now is—J. SAYER, 3, *Dunston Street, Kingsland Road, N.E.*; Nov. 26.

CHANGE OF ADDRESS.—Having returned to Dublin, my address is again—C. G. BARRETT, 30, *Parkgate Street, Dublin*; Nov. 24.

#### TO CORRESPONDENTS.

A. S., MAIDSTONE.—Your larva is *Lasiocampa Rubi* (the Fox Moth), concerning which so much has already appeared in our columns. They eat nothing during the winter.

#### CAPTURES.

##### LEPIDOPTERA.

*Acherontia Atropos*.—Two specimens of *A. Atropos* have been brought to me this year. The first was picked up on the Gun Wharf; it was hardly stiff when I got it, but the person who gave it me said it was quite dead when he found it: the wretched state of the weather (it was found in an open place), I suppose, will account for it not being stiff. The second was given by a gentleman of Rochester to Mr. Adams. They are both evidently not of this year's product, as I think, from the condition they are in and the time they were brought. These are the only two that I have heard of this year.—G. LEWCOCK, 7, *Henry Street, Magpie Hall, Chatham*; Nov. 26.

##### HYMENOPTERA.

*Captures during the past Season*.—The following is a list of bees captured in the London district:—

*Prosopis hyalinata*. Local. Croydon; August.

*Halictus rubicundus*. Common. London.

*H. fulvicornis*. Do. Do.

*H. nitidiusculus*. Do. Do.

*H. abdominalis*. Do. Do.

*Andrena Cetii*. Rare. Croydon; August.

*A. nitida*. Common. London.

*A. Clarkella*. Rather local. Hampstead Heath; April.

*A. helvola*. Common. London.

*A. nigro-ænea*. Do. Lewisham; April.

*A. angustior*. Very local and rare. West Wickham Wood; June.

*A. fulvicrus*. Common. Lewisham; April.

*A. albicrus*. Do. London.

*A. labialis*. Local. West Wickham Wood; June.

*A. xanthura*. Common. London.

*Cilissa leporina*. Local. Croydon; August.

*Nomada flavoguttata*. Do. Do.; do.

*N. atrata*. Rare. Croydon; August.

*N. ferruginata*. Common. Do.; do.

*Cælioxys Vectis*. Local. Do.; do.

*Melecta armata*. Common. Epping Forest; April.

*Osmia spinulosa*. Common. Croydon; August.

*O. bicornis*. Do. London.

*Megachile maritima*. Local. Croydon and Brighton; August.

*Anthophora retusa*. Local. Brighton; August.

*A. acervorum*. Common. Epping Forest and Lewisham; April.

*Bombus muscorum*. Common; London.

*B. senilis*. Do. Do.

*B. sylvorum*. Common. Epping Forest; April.

- B. terrestris.* Common. London.  
*B. lucorum.* Do. Do.  
*B. lapidarius.* Do. Do.  
*B. hortorum.* Do. Do.  
*B. Latreillellus.* Rather local; Croydon and Brighton; August.  
*B. subterraneus.* Local. Brighton; August.  
*Apathus rupestris.* Common. London.  
*A. campestris.* Do. Do.  
*A. Barbutellus.* Do. Do.  
*A. vestalis.* Do. Do.

This list will show that I have had great success during the late unfavourable season.—SAMUEL TIBBS, jun., 9, *Finsbury Place South, Finsbury Square, E.C.; November 19.*

#### - OBSERVATIONS.

*On the Habits of Bombyx Callunæ.*—I beg to trouble you with the following remarks upon the Oak Eggar (*Bombyx Callunæ*), which both yourself and Mr. Newman describe as a variety of *Bombyx Quercus*. The following is my description of *B. Callunæ*, from personal observation.

*B. Callunæ* is found in profusion on Greetland Moor, near Halifax.

*Male*  $2\frac{1}{2}$  to  $2\frac{3}{4}$ ; rich dark mahogany-brown, the fore wings having a broad transverse semicircular bar in the middle of the wing, of a bright fulvous colour; this bar is most distinct throughout, one-eighth of an inch broad, tapering from the front; midway between the bar and the body is a white spot, surrounded with a dark ring: the fulvous bar extends across the under wing, which also possesses a margin, of the same breadth and colour; the body and head are dark above, but lighter underneath.

*Female*  $3\frac{1}{4}$  to  $3\frac{1}{2}$ ; of lighter colour than the male, the bar being of the same colour as in the male, but having a narrower margin on the under wing; the

bar is not shown underneath the wings, each wing being half dark and half the colour of the bar on the under side.

*Caterpillar.* Natural food heath, but will thrive on whitethorn and mountain ash. It is large when full grown, being  $3\frac{1}{2}$  inches in length; when young it is smooth, and of the dark colour of the male insect; after the first and second changes its colour is somewhat lighter, and after the third change of skin the ground-colour assumes a beautiful velvet-black, which is observed between each double segment, whilst the latter are covered with short hairs of the fulvous colour of the bar in the imago; a few straggling long dark hairs, tipped with white, spring up over the downy segments, and along each side of the caterpillar is a whitish waving line interspersed with grey spots; the ground-colour of the downy segments is dappled grey; a row of pure white oval spots appear in the centre of each black segment along each side, the largest being on the segment near the head, and gradually decreasing in size. The under side of the body is greenish yellow.

*Pupa.* Elongated egg-shaped, of a grey-brown colour, very compact and surrounded by a soft web-like cocoon, and found on the surface of the moor attached to the base of heath.

*Egg.* The female never flies until after copulation or depositing her eggs, which she lays around the stems of the food-plant in May and June. The larvæ emerge in from fourteen to twenty-one days, feed during the summer and autumn, undergo three changes, and then descend to the roots of heath, where they spin a slight web, and so continue during the winter months. In the following spring they again come forth and feed during the summer, undergoing three or four further changes of skin, and make up into pupæ during August and September.

*Imago.* In May and June of the sub-

sequent year the perfect insect comes forth. The females of *B. Calluna* possess the peculiar power of attracting the male, which is a characteristic of this family; by this means numbers of males are captured.—W. SHIPSTON, 3, *Lower Brunswick Street, Halifax*; Nov. 14.

*Observations on Epunda Lichenea.*—The ova, which are deposited about the beginning of October, hatch early in November; the larvæ remain very small during the winter, and are mostly hid amongst roots of grass. About the beginning of January they begin to show out by night, and to feed very ravenously on groundsel, &c., and to grow very fast. They are of a green colour, the spiracular line whitish: they still retain the green colour after several moults, when they appear in a mottled olive suit. When young they repose in the position of *S. Ligustri*, with their head and fore legs erect, on the stems of dry grass; they will feed very ravenously on groundsel, and thrive on it well; but as the spring advances I feed them on chickweed, dock, dandelion, scabious, burnet, &c.: they feed on until May, when they assume the pupa state; I never had any remain in the larva state until June, although Merrin's Calendar, in July, p. 74, says, "*E. Lichenea*. Ragwort, foxglove, &c." I never, out of many dozens, during two or three years' experience of rearing them, saw any above the surface after May. I do not by any means think them a tender larva to rear; I have during the last two or three years reared about three-fifths of them on an average. They form a cocoon of a web-like texture, mixed with the earth; the pupæ are rather blunt at the ends: they generally lie in that state for about four months, and in September emerge. My method of rearing them is this: in a clear wide-mouthed glass bottle I put the ova, also a piece of white paper, and cover over the top of the bottle with a fine piece of gauze, so that when the

larvæ hatch I can see them creep on the paper; I then put in some dry stems of fine grass and a small leaf of groundsel, so that there should not be too much refuse left; they soon leave their food and creep on the fine grass to repose, and I then remove the refuse: every evening I put in fresh food, and always remove what they leave; but after awhile, when they improve in size, I remove them to a medium-sized flower-pot, half-filled with loose mould and pieces of turfy grass, under which they generally hide by day, and at night they come out to feed, when I put them in some fresh, but one must be careful not to throw away any of the larvæ which may be hid in it. I think that if this rule were followed out there would be no difficulty about rearing them. They will breed freely in confinement, as I have tried them several times, and always with success. I have been thus particular in describing them, as it is intended as an answer to the enquiries made by the numerous correspondents to whom I have sent or promised to send the larvæ.—J. S. DELL, *Morice Town, Devon*; November 19.

*Talæporia pseudo-bombycella.*—Between the 10th and 18th of last June, having bred several males and females of the above species, I was rather surprised to find that some of the females had laid their eggs at the *bottom of the jar*, for I recollected reading, in the second volume of the 'Intelligencer,' an extract from Professor von Siebold's work, entitled 'On a true Parthenogenesis in Moths,' &c., where, after remarking that the females of *Solenobia* always lay their eggs *inside* the case itself, he proceeds, "the females of the case-bearing genus *Talæporia*, which approaches most closely to the *Solenobia*, proceed in exactly the same way in escaping and laying their eggs." Why some should lay their eggs at the bottom of the jar, whilst others deposited them in their cases, I am at a

loss to account, as they all received the same treatment and were all in the same jar. Here I should observe that mine is not a solitary instance of their doing so, as the very same circumstance came under the notice of a friend who was breeding the insect at the time. On the 21st I found that the females who had deposited their eggs at the bottom of the jar had covered them with a kind of down: my first impression upon observing this downy covering was that it was intended for the protection of the eggs, but, on cutting open two or three of the cases, inside of which the eggs were deposited, I found them snugly ensconced in the midst of a quantity of the same kind of down as that I had observed placed over the eggs at the bottom of the jar. What purpose this down was intended to answer completely puzzled me until, on the 11th of July, finding several young larvæ crawling up the side of the jar, I examined them by the aid of a lens, when I found that the down (the use of which I could not comprehend) had been so placed over the eggs for the young larvæ to envelop their bodies with, for on comparing the down round the bodies of the young larvæ with that at the bottom of the jar I found it was precisely the same material. I also find the following communication by Mr. R. S. Edleston, in the 'Zoologist' for January, 1857, p. 5406, respecting a genus closely allied to *T. pseudo-bombycella*:—

"*Diplodoma marginepunctella*. The female covers her eggs with a thick coating of fur, in a similar manner to *Porthesia auriflua*."

And further to illustrate my assertion I send you a quill containing a quantity of young larvæ of *T. pseudo-bombycella*, for your inspection.—CHARLES HEALY, 74, Napier Street, Hoxton, N.; Nov. 27.

---

EXCHANGE.

*Exchange*.—I have duplicates, in good

condition, of the following species, as numbered in the Appendix to the 'Manual':—Nos. 74, 85, 91, 103, 137, 141, 145, 147, 165, 172, 179, 184, 189, 190, 204, 205, 211, 213, 224, 253, 259, 263, 284, 290, 312, 337, 366, 373, 376, 402, 415, 430, 432, 473, 512, 520, 525, 531, 623, 633, which I should be glad to exchange for Nos. 42, 43, 68, 88, 89, 90, 92, 93, 94, 96, 97, 98, 100, 101, 102, 108, 109, 110, 111, 113, 115, 117, 119, 120, 121, 122, 123, 127, 128, 130, 131, 132, 134, 140, 142, 143, 149, 151, 152, 155, 156, 162, 170, 174, 175, 176, 187, 191, 192, 194, 195, 196, 197, 198, 199, 200, 201, 202, 203. I have also a quantity of pupæ which I will exchange for any of the above insects, *L. Quercus*, *E. Lanestrus*, *S. Pavonia-minor*.—JAMES VARLEY, Almondbury Bank, Huddersfield; Nov. 24.

*Exchange*.—I have the following species in duplicate, for which I shall be glad to receive offers:—

*Psilura Monacha*  
*Apamea Connexa*  
*Cerastis Vaccinii*  
*Polia Chi*  
*Aplecta Nebulosa*.

—B. GIBSON, Alms-house Lane, Wakefield; Nov. 22.

---

RESPECTING LITHOSIA COMPLANA.

To the Editor of the 'Intelligencer.'

Sir,—At p. 45 of the 'Intelligencer' you try to correct an error of Mr. Edleston's, in his observations on *Lithosia Complana*; permit me to correct you both. You there say, "The grey tinge, we presume, not the hind wings themselves," when you ought to have said the yellow tinge, as the yellow in some specimens is entirely replaced by the dark greyish colour.

I would also call attention to Mr. Edleston's assertion that "in fact, the

whole genus (*Lithosia*) is very variable." This is a grave error, and, put in an authoritative way, is likely to mislead our young naturalists, though of course old hands who have good collections would only take it for *quantum valeat*.

Yours obediently,

C. S. GREGSON.

Spring Hill, Stanley ;  
Nov. 19, 1860.

" FRENCH EGGS."

To the Editor of the 'Intelligencer.'

Dear Mr. Editor,—I do not know when I have felt more surprise than on perusing, in last Saturday's 'Intelligencer' (p. 55), Mr. C. S. Gregson's proposition that the "Clouded Yellow's and other eggs are imported in clover (and especially lucerne) seeds."

So good an observer as Mr. Gregson has no doubt some reasons for advancing a theory at once so novel and so subversive of received opinion ; and I therefore venture, in the name of the readers of the 'Intelligencer,' to call upon the writer to give us something of the particulars and authority for his statement,—a statement which seems to me calculated to shake more than ever the faith of those who, like myself, have hitherto believed in the truly British origin of our specimens.

It may be almost needless to ask, how the eggs came to be attached to the seeds ? how they have borne the operations of thrashing, carriage, sowing, &c. ? or how it is that *Colias Edusa* has been so long known as a British insect ? and whether its appearance in Britain was coincident with the introduction of lucerne and clover crops ? The sceptical

might further inquire whether Mr. Gregson has ever seen the eggs of *Colias Edusa* among lucerne or other seeds ?

For my own part I must confess that, in my occasional excursions to the Isle of Wight, where I have seen the insect flying in profusion over every Down and chalk-pit, the question of its foreign origin never occurred. Certainly lucerne is not at all generally cultivated in the Isle of Wight : indeed, does not *Colias Edusa* resort to the clover and lucerne fields simply on account of the scent and honey of the blossoms ? at least I have not met with any author who mentions that its food consists of clover and lucerne only.

But it must be allowed that Mr. Gregson's proposition is only an example of the length to which may be carried the practice recently introduced of disputing the authenticity and title of several British insects, whose foreign origin it would be most interesting to prove ; but the *onus probandi* surely lies rather with those who challenge, than with those who maintain, the probably indigenous origin of such insects as are continually captured in a wild state.

Yours, &c.,

A BRITON.

ENTOMOLOGICAL HOROSCOPE FOR  
1861.

To the Editor of the 'Intelligencer.'

Sir,—I have no desire to set up in Zadkiel's prophetic line of business, but there are a few entomological points involved in the peculiar season just over which it may be worth while briefly to consider, as they will probably have some effect on next year's crop of insects.

The present year is admitted on all hands to have been unusually deficient

in the number of imagos that appeared—a deficiency which was apparent not only at the moment the weather was actually unfavourable for their public appearance, but equally visible even at the few “lucid intervals” when we had a glimpse of summer. It is equally admitted, as far as observations were made, that of larva life there was no deficiency. This might be expected, for of cold and shade, in which the majority of larvæ rejoice, there was more than enough to be generally agreeable. An abundance of larvæ would of course promise an abundance of pupæ, if no obstacles intervened. The principal obstacles to pupal development would appear to be ichneumons and other predatory insects, birds, mice, &c. The cold and wet doubtless prevented the development of many of the first class of depredators, while the same influences would interfere with the vigilance of birds and mice. It is therefore not improbable that a large proportion of the broods of insects underwent their pupal change without much mortality, though the excess of wet doubtless drowned many. A great number of insects which entered the pupa state last autumn and spring, and were due as imagos during the summer, it is well known have not appeared; they are, in fact, holding over until next year, when it is not unlikely the meteorological “average” will be brought right by a warm and dry summer.

If the foregoing reasoning is correct it only seems fair to infer that next year will be a somewhat abundant one for insects; while the present season would appear to offer a good promise of repayment for labour at digging, &c.

Another important effect which the coldness of the summer produced was derangement in the ordinary time of the

appearance of various insects—a derangement which will doubtless carry its effects into next year. So that strange times, and a strange abundance of some species seem to be likely to be the characteristics of next season.

I am, sir,

Yours very truly,

JOSEPH MERRIN.

Gloucester,

November 23, 1860.

Now ready, price 1s. 1d., post free,

**T**HE LEPIDOPTERIST'S INDICATOR. An Alphabetically arranged Guide to the Species of British Lepidoptera, with special reference to Doubleday's last List, Stainton's 'Manual,' Wood's 'Index Entomologicus,' &c. By B. BRADNEY BOCKETT, M.A. Oxon, Vicar of Epsom, Surrey.

London: E. Newman, 9, Devonshire Street, Bishopsgate, N.E.

**E**NTOMOLOGICAL BOOKS FOR SALE:—

Stainton's 'British Butterflies and Moths,' 1st vol. bound and interleaved, 2nd vol. in parts, 7s. 6d.

Dawson's 'Geodephaga Britannica,' 15s.

Wilkinson's 'British Tortrices,' 15s.  
Stainton's 'British Tineina,' vol. i. 7s. 6d.

All good as new. Apply to R. H. STRETCH, Nantwich, Cheshire.

Complete in Two Vols., fcp. 8vo, cloth, price 10s.,

**A** MANUAL of BRITISH BUTTERFLIES and MOTHS. By H. T. STAINTON.

This work contains descriptions of nearly 2000 species, interspersed with observations on their peculiarities and times of appearance, &c., and is illustrated with more than 200 woodcuts.

London: John Van Voorst, 1, Paternoster Row.

Printed and published by EDWARD NEWMAN, Printer, of No. 9, Devonshire Street, Bishopsgate Without, London, in the County of Middlesex.—Saturday, December 1, 1860.



# THE ENTOMOLOGIST'S WEEKLY INTELLIGENCER.

No. 218.]

SATURDAY, DECEMBER 8, 1860.

[PRICE 1*d.*

## CHILDISHNESS.

—

"No one," wrote the late Dr. Arnold, "ever stepped directly from childhood into manhood; there must be a time in our lives when our words and thoughts are neither all childish nor all manly—there must be a period, extending over several years, in which they are gradually becoming the one less and less, and the other more and more."

He then proceeds to discuss the peculiar characteristics of childhood; the first he names is *teachableness*.

"It is impossible that a child can have that confidence in himself which disposes him to be his own guide. He must of necessity lean on others, he must follow others, and therefore he must believe others. There is in his mind, properly speaking, nothing which can be called prejudice; he will not as yet refuse to listen, as thinking that he knows better than his adviser. A child cannot help believing that there are some who are greater, wiser, better than himself, and he is disposed to follow their guidance."

The next characteristic is *ignorance*—and joined to it *selfishness*.

"A child scarcely knows what is good and what is evil; his moral sense is exceedingly weak, and, because those

higher feelings which are the great check to selfishness have not yet arisen within him, the selfish instinct, connected apparently with all animal life, is exceedingly predominant in him. If a child, then, on the one hand be teachable, yet he is at the same time morally weak and ignorant, and therefore extremely selfish."

We wish our readers to bear in mind that this is Dr. Arnold's description of a child, and not our own definition of a shark-like collector. But we continue our quotation.

"It is also a part of the nature of childhood to be the slave of present impulses. A child is not apt to look backwards or forwards, to reflect or to calculate."

"Not to embarrass ourselves with too many points, we may be content with these four characteristics of childhood—teachableness, ignorance, selfishness and living only for the present. In the last three of these the man should put away childish things; in the first point, or teachableness, while he retained it in principle, he should modify it in application."

"It is an obvious truth, that the change from childhood to manhood is gradual; there is a period in our lives, of several years, in which we are, or should be, slowly exchanging the qualities of one state for those of the other. During this intermediate state,

then, we should expect to find persons become less teachable, less ignorant, less selfish, less thoughtless."

"But the danger is too often this, that whilst, in the one point of teachableness, the change runs on too fast, in the other three,—of wisdom, of unselfishness and of thoughtfulness,—it proceeds much too slowly: the faults of childhood thus remain in the character, whilst that quality by means of which these faults are meant to be corrected is at the same time diminished."

Here, then, we see the quicksands which youths have to pass through—and entomologists are frequently youths.

---

THE ENTOMOLOGIST'S WEEKLY INTELLIGENCER may be obtained

WHOLESALE of E. Newman, 9 Devonshire Street, Bishopsgate, and of W. Kent & Co. 51 & 52 Paternoster Row.

RETAIL of James Gardner, 52 High Holborn; H. J. Harding, 1 York Street, Church Street, Shoreditch; A. W. Hockett, 3 East Road, City Road; W. Weatherley, High Street, Peckham; C. J. Cribb, 8 Westbourne Grove, Bayswater; W. Cull, 34 Henry Street East, St. John's Wood.

At Beverley, of John Ward, News Agent, &c. 'Recorder' Office.

At Birmingham, of Robert Burns, 63 Edmond Street.

At Brighton, of John Taylor, News Agent, &c. 86 North Lane.

At Cheltenham, of C. Andrew, 129 High Street.

At Darlington, of M. Simonson, News Agent, Bondgate.

At Hemel Hempstead, of H. Salter, Bookseller, &c. High Street.

At Huddersfield, of J. E. Wheatley and Co., Booksellers, 18 New Street.

At Kingston-on-Thames, of W. Bryden, Bookseller, &c. Apple Market.

At Leeds, of J. Fox, Bookseller, &c. Boundary Terrace, Burley Road.

At Maidstone, of Messrs. Nicholsons, Brothers, Printers, &c. 31 Mill St.

At Middleton, of John Fielding, Bookseller, Wood Street.

At Oldham, of John Holt, Bookseller, 6 George Street.


At Rotherham, of H. Carr, Bookseller, Bridge Street

At Sheffield, of C. K. Jarvis, News Agent, Post Office, Barker's Pool.

At Wakefield, of William Talbot, Crystal Place.

At Worcester, of G. Morgan, Bookseller and News Agent, Little Angel St.; and of J. Pegg, Bookseller and News Agent, 20 Mealcheapen Street.

At York, of Robert Sunter, 23 Stonegate.

 Country Newsvenders who have this paper on sale are requested to send us their names and addresses to be added to the above list.

---

*All communications to be addressed to MR. H. T. STANTON, Mountsfield, Lewisham, near London, S.E. No notice will be taken of anonymous communications.*

---

EXCHANGE.—The charge for lists of duplicates and desiderata remains as before—

	s.	d.
Under half a column . . .	0	6
Above half a column, but under half a page . . .	1	0
Above half a page, but under a page . . . . .	2	0

Correspondents will therefore please enclose stamps for these amounts when they send notices which belong to the heading of "Exchange."

---

CHANGE OF ADDRESS.—Having left 6, East Street, Darlington, my address is now—JONATHAN ORDE, 9, *New Buckingham Street, Southwark, SE.*; and *Croft, near Darlington.*

CHANGE OF ADDRESS.—Having left Birkenhead, my address will now be—J. F. BROCKHOLES, *Puddington Old Hall, near Neston, Cheshire; Dec. 3.*

## CAPTURES.

## LEPIDOPTERA.

*Deilephila Galii*.—Three specimens of *D. Galii* were captured at Worthing in October last; two were very fine, but the third was much worn.—W. RICKMAN, 18, Buckingham Place, Brighton; Dec. 1.

*Oporabia approximaria*.—On the 10th of November I went, with Mr. Greening, to Delamere Forest, our object being to take *O. approximaria* and *borearia*. We succeeded: the night was cold and wet, but I required no fire to warm me, as at 7 P. M. I saw the first *O. approximaria* I have seen alive for some years sitting on a birch tree. There are those who say this species is identical with *O. filigrammaria*, but if they had ever seen the species alive in November, or dead at any other time I think they would not be quite so certain. I hope to open this question again at the next meeting of the Northern Entomological Society.—C. S. GREGSON; December 1.

*Depressaria Douglasella*.—When at Conway, with Mr. Hague, in August last, among other things, we smoked out two fine *D. Douglasella*; they were hid amongst old dead sticks and leaves on the wall which leads up to the town mountain.—IBID.

*Exapate Gelatella*.—On the 25th inst. I had the pleasure of taking four specimens of this insect at rest on palings in this neighbourhood.—C. J. CRIBB, 8c, Westbourne Grove, W.; Nov. 27.

*A Day in Coombe Wood in June, 1860*.—At the latter end of June, I, accompanied by two entomological friends, went to try the fabled Elysium of Lepidopterists, and the favourite hunting-ground of the late Mr. Stephens—i. e. Coombe Wood. Arriving at Wimbledon Common, we beat about to the windmill, and thence (without any other permission than that which we could give ourselves) to Coombe Wood. On our way we found a likely copse, and mounting a

fence were soon engaged in exploring its contents: it produced, however, only the following valuable species:—*E. verticalis*, *E. urticalis*, *C. bilineata*, *A. Degeerella* and *T. viridana*. Having satisfied ourselves of its contents we were once more on the road to the wood. At length we arrived, and commenced beating: for some time *S. sticticana* seemed the only insect to gladden our eyes, and a smart shower almost determined us to fold up our nets; this, however, clearing up we took a few more *A. Degeerella*, and also a single specimen of *A. Robertella* fell to my share. Applying the beating-stick with vigour, we turned out a couple of *C. subtristata*, and, the sun beginning to shine, we secured a pair of *S. Alveolus*, a couple of *H. Sylvanus*, with a few *C. Pamphilus*; also a single specimen of *V. maculata* found its way into my net. A thorough beating disturbed *C. pusaria* and *C. exanthemaria*; a further search produced a dozen *F. atomaria*, with a solitary *C. russata*. We had by this time reached the road, and, again taking to the wood, we turned up a pair of *L. marginata* and two or three *S. Sticticana*. We then adjourned to dinner, and sat over it till nearly dusk, and then again betook ourselves to the wood, and sugared a few trees: unfortunately we were compelled to leave too early to give it fair trial, and took nothing whatever on it. Whatever Coombe Wood may contain within its "strictly preserved" precincts, I am inclined to think that it requires thorough working to make it yield up its hidden treasures. An occasional visitor may certainly turn up a good thing, and it is not impossible that *Iris* and *Sibylla* may occasionally be seen there, though if Mr. J. F. Stephens were to rise from his grave it is most probable he would transfer his attentions to some other locality further from London, and which would give him better insects than Coombe Wood in June, 1860.—J. LOVELL KEAYS; October 24.

## OBSERVATIONS.

*Butterflies in Carmarthenshire.*—It may be interesting to some of your readers to hear that, among the "good things" to be found here are *A. Iris* (which I have seen, but was unable to catch, on account of his love for inaccessible altitudes), *P. Cratægi* (but I have not seen one since 1856), *C. Edusa* (in great numbers for the last three years, but not one has been seen this year); *C. Hyale*, *V. Polychloros*, *M. Artemis* and *T. Betulæ*, I have seen, but not caught: *L. Sinapis* is very abundant, likewise *A. Galathea*.—H. L. TYTHERLEIGE, *Kidwelly, Carmarthenshire.*

*Hyponomeuta vigintipunctata.*—Last July I had some of the larvæ of this species sent to me, and in the following months of August and September several imagos duly made their appearance: I now perceive that the remainder of the pupæ are in their cocoons and are alive. Will any gentleman experienced in breeding this species kindly inform me whether it is customary for it to remain in a state of pupation during the winter? Should no one be able to answer the question, then perhaps the gentlemen who have taken the larvæ this year will inform me whether their observations agree with mine.—CHARLES HEALY, 74, *Napier Street, Hoxton, N.*; Dec. 4.

[We have no doubt that this is one of the exceptional occurrences connected with the low temperature of the past season; in ordinary seasons all these pupæ would have produced moths towards the end of August, but now they are "biding their time" till the end of April next.]

## EXCHANGE.

"Hold, enough!"—My *Convolvuli* are all gone; so please write for no more.

Had I one hundred they would all have been gone.—W. FARREN, 1, *Rose Crescent, Cambridge*; Dec. 1.

*Exchange.*—I have the following insects, which are in good condition, for exchange, viz.:—

*Coïias Edusa* (39)  
*Aporia Cratægi* (1)  
*Hipparchia Hyperanthus* (6)  
*Cynthia Cardui* (1)  
*Cœnonympha Davus* (1)  
*Argynnis Selene* (7)  
 ... *Euphrosyne* (2)  
*Anthrocera Lonicerae* (6)  
*Smerinthus Ocellatus* (1)  
 ... *Populi* (1)  
*Hepialus Hectus* (23)  
*Erastria Fuscata* (10)  
*Venilia Maculata* (3)  
*Eubolia Bipunctaria* (7)  
*Iodis Lactearia* (4)  
*Strenia Clathrata* (1)  
*Pyralis Costalis* (1)  
*Chloephora Quercana* (26).

Also imperfect specimens of—

*Thymele Alveolus*,  
*Anthrocera Trifolii*,  
*Hypogymna Dispar* (♀ only),  
*Noctua Bella*, &c.

As my wants are too numerous to mention, I shall feel obliged by my correspondents first informing me what they have to spare. Should any not hear from me by an early post, they must conclude that I am furnished already with their spare specimens.—HENRY R. COX, 10, *Thurlow Villas, West Dulwich, S.*

*Exchange of Books.*—I have 'Popular British Entomology,' by Maria E. Catlow, which I should be glad to exchange for the second volume of Stainton's 'Manual.' If any young beginners are desirous of exchanging, I should be glad to hear from them. Applicants not receiving an answer within a week will please conclude I am suited.—Address "INTELLIGENCER," *Post Office, Great Malvern.*

## AN ENTOMOLOGICAL SHOW.

“The first Annual show of Butterflies, Moths, Beetles and all kinds of Insects, will take place at the Working Men's Entomological Society, held at Mr. Woodcock's, the ‘Woolpack,’ Kingsland Road, on Monday evening, November 26th and the two following evenings. The Show to commence at Seven o'clock. Upwards of 60,000 Insects, in all devices, will be exhibited. The beauties of the Butterfly and Moth will be shown under a powerful Microscope.”

A FEW days ago a hand-bill, of which the above heading is a copy, was placed in our hands; we instantly determined to see the show. Monday evening not proving favourable for an excursion to Kingsland, it was delayed until Tuesday, when we wended our way to the “Woolpack.” On arriving at the place of exhibition, we found a respectable tavern, at the bar of which we paid our twopence, and ascended to the first floor, in the front room of which was the “first annual show.” True to the promise held forth in the bill, we found the insects principally arranged in devices; thus, we found glazed frames containing *stars of insects—crowns of insects—festoons and all kinds of devices*. Now in all this there was much taste displayed, not only in figures, patterns, &c., but also in the contrast of colours. These working men learn and study such things in the woods and fields: they love flowers, they admire butterflies. A little girl, daughter, we suspect, of an exhibitor, in her deep delight, clapped her hands and exclaimed to her mother, “Oh! how beautiful!”

Is it not a great thing that the working man sees the beautiful? that he should

acquire habits of enjoyment in collecting and arranging, even in his fashion, his moths and butterflies? Besides the devices, many boxes of beautifully-set Lepidoptera were arranged in cases on the tables; rows of *Colias Edusa*—lines of *Vanessa Cardui*, &c. Few, if any, specimens of rarities were to be found in the whole exhibition: the working man, we were told by an exhibitor, when he *catches rarities*, is obliged to dispose of them to pay his expenses, and thus enable him to enjoy the luxury of roaming in woods and fields in summer time. The “powerful microscope” was also produced: on inquiry we found that they had scales of the wings of most of our butterflies well set up and prepared: the exhibitor explained to us the difference of form which characterized different species. Altogether we were much pleased with our visit to the “first annual show.”

These exhibitions should be fostered; much good must arise from them: they serve to create a taste for what is beautiful; they furnish a working man with employment of a healthful character for his leisure hours: they must tend to spread a love for Nature's works; they lead a man into scenes where he will learn to look “through Nature up to Nature's God.”

This short notice in the ‘Intelligencer’ may serve to teach these working men that their humble efforts are not unregarded; that there are those who, although occupying a higher walk in the Science of Entomology, yet sincerely wish them “God speed.” Success to their undertaking, and may their annual show continue to be such for many years to come.

INQUISITOR.

HAGGERSTONE ENTOMOLOGICAL SOCIETY.—We are glad to hear that this Society is in a flourishing condition. It possesses a valuable library of entomological and botanical works, and has lately purchased a cabinet of forty drawers, in which to arrange the insects belonging to the Society.

---



---

NOTICES OF BOOKS.

---

*Species not Transmutable, nor the Result of Secondary Causes; being a Critical Examination of Mr. Darwin's work entitled 'Origin and Variation of Species.'* By C. R. BREE, Esq., M.D., F.L.S. London: Groombridge & Sons, 5, Paternoster Row.

THIS work is intended as a critical reply to Mr. Darwin's celebrated work, the title of which is, however, incorrectly quoted by Dr. Bree in his title-page. On the title-page of our copy of Darwin's volume we read as follows: 'On the Origin of Species by means of Natural Selection, or the preservation of favoured Races in the struggle for Life'; so that we are somewhat perplexed to know why Dr. Bree should say that Mr. Darwin's work is entitled 'Origin and Variation of Species.' Mr. Wollastou, it is true, did write a work 'On the Variation of Species,' but Mr. Wollaston is a perfectly distinct individual from Mr. Darwin, and their views on the question at issue are, we believe, as nearly as possible diametrically opposite.

We are purposely explicit on this point, as Dr. Bree appears to suspect (see page 42) that Mr. Wollaston has become a convert to Mr. Darwin's views, and with some people it is very painful even to be suspected of heresy.

Dr. Bree's aim appears to have been to follow Mr. Darwin's arguments chapter by chapter, and to meet assumptions by opposing facts. Occasionally Mr. Darwin's propositions are held up to ridicule: we believe that this will give great offence to the followers of Mr. Darwin, but is it really possible altogether to avoid doing so?

In some cases Dr. Bree, with the keenest irony, adds no comment of his own, but contents himself with quoting a sentence *verbatim* from Mr. Darwin.

All the authorities who have recently written on the subject are carefully cited in opposition to Mr. Darwin's views, and Agassiz, Owen and others are quoted continually in the pages of this volume.

The subject of blind cave-beetles is one which necessarily has special claims on the attention of entomologists, and on that point Dr. Bree gives the following extract from a paper by Mr. Murray, published in the 'Edinburgh New Philosophical Journal':—

"The most striking fact, and the one which to my mind disposes of the whole matter, is the existence of species of the same genera of eyeless insects, existing in the vast subterranean isolated caves of Carinola, allied, and exceedingly closely allied, to similar species in the caves of Hungary; to similar but different species in the caves of the Pyrenees; to similar but different species in the caves of Auvergne; and, more than all, to similar but different species of the same genera in the Mammoth Cave of Kentucky. Each of those set of caves has a different set of species of the same genera, and all very closely allied. The physical condition of the place being the same, the product has been the same; but not by immigration, nor any means of distribution which we can imagine. Can identical species (for remember the

theory implies that congenerous species are identical, or what is the same thing, their descendants) be found in caves so widely separated; and it is not the common case of congenerous species found very wide apart, which may yet have traversed the intervening space, because these insects *are found nowhere but in caves*, and not in them till you have penetrated far—far into the interior, usually about a couple of miles.”

Compare the above with Mr. Darwin's mode of viewing the same subject:—

“On my view we must suppose that American animals, having ordinary powers of vision, slowly migrated by successive generations from the outer world into the deeper and deeper recesses of the Kentucky caves, as did European animals into the caves of Europe. We have some evidence of this gradation of habit; for, as Schiödte remarks, ‘Animals not far remote from ordinary forms prepare the transition from light to darkness. Next follow those that are constructed for twilight; and, last of all, those destined for total darkness.’ By the time that an animal had reached, after numberless generations, the deepest recesses, disuse will on this view have more or less perfectly obliterated its eyes, and natural selection will often have effected other changes, such as an increase in the length of the antennæ or palpi, as a compensation for blindness. Notwithstanding such modifications we might expect still to see, in the cave-animals of America, affinities to the other inhabitants of that continent, and in those of Europe to the inhabitants of the European continent. And this is the case with some of the American cave-animals, as I hear from Professor Dana, and some of the European cave-insects are very closely allied to those of the surrounding country.”

Entomologists generally, we believe,

will prefer the quotation from Mr. Murray to that from Mr. Darwin.

We can cordially recommend Dr. Bree's volume to the notice of our readers.

---



---

EPUNDA LICHENEA.

---

*To the Editor of the 'Intelligencer.'*

Sir,—I shall be obliged if you will allow me to state, in reply to Mr. J. S. Dell, in last week's 'Intelligencer,' in reference to his never having seen *E. Lichenea* larvæ after May, that my authority for placing the larva, in the 'Lepidopterist's Calendar,' so late as the month of July was Mr. Reading, who accompanied the addition to the July list with the following memorandum:—“Foxglove, and many other plants. I have taken this larva full fed from April till July. Mr. Brockholes [who describes the larva in the 'Manual'] means when they first hatch from the egg, or change their first skin, in November. Then they hibernate, and appear in warm weather from February to July.”

Yours, &c.,

JOSEPH MERRIN.

Gloucester, Dec. 3, 1860.

---



---

NOUVEAU GUIDE DE L'AMATEUR D'INSECTES: par plusieurs Membres de la Société Entomologique de France. 1859. 3 francs 50 centimes; pp. 195.

Paris: Deyrolle, Rue de la Monnaie, 19.

N.B. Mr. STAINTON has received a few copies of the above, and will be happy to forward one (post free) to any entomologist on the receipt of 3s. 2d. in postage-stamps.

**CATALOGUE OF EUROPEAN COLEOPTERA.**—Having now a supply of the **STETTIN CATALOGUE**, I shall be glad to forward it to any applicant on the receipt of seven postage-stamps: those who want two copies must send fourteen stamps.

**CATALOGUE OF HEMIPTERA.**—A **STETTIN CATALOGUE** of the Hemiptera of the whole World is now ready. 1s. 2d. post free.

H. T. STANTON.

*Mountsfield, Lewisham, S.E.;*  
*December 1, 1860.*

*Now ready, price 1s. 1d., post free,*

**THE LEPIDOPTERIST'S INDICATOR.** An Alphabetically arranged Guide to the Species of British Lepidoptera, with special reference to Doubleday's last List, Stainton's 'Manual,' Wood's 'Index Entomologicus,' &c. By B. BRADNEY BOCKETT, M.A. Oxon, Vicar of Epsom, Surrey.

London: E. Newman, 9, Devonshire Street, Bishopsgate, N.E.

**SYNONYMIC LIST of BRITISH BUTTERFLIES and MOTHS.**

By HENRY DOUBLEDAY.

This is the only Synonymic List of British Lepidopterous Insects. It contains the names and synonyms of every Butterfly and Moth discovered in Great Britain up to the date of publication. The arrangement is founded on that of M. Guenée. The great object in printing this most complete and laborious work is to establish a uniform nomenclature, the diversity hitherto existing, both in names and arrangement, being a source of confusion and perplexity to all beginners. Not only is Mr. Doubleday's own collection (the normal collection of British Lepidoptera) arranged and named in accordance with this list, but the Entomological Societies of Oxford and Cambridge adopt it in their 'Accentuated List,' recently published.

Price, printed on both sides, 6d., or 7d. post free; or printed in duplicate (one copy for Labels and the other for reference), 2s. post free.

London: E. Newman, 9, Devonshire Street, Bishopsgate, N.E.

**A FAMILIAR INTRODUCTION to the HISTORY of INSECTS; with GLOSSARIAL INDEX.** By EDWARD NEWMAN, F.L.S., late President of the Entomological Society. This work is illustrated with a profusion of engravings executed in the first style of the art, from the Author's own drawings on the wood. It is divided into four parts. The *first* gives a detailed account of the habits and manners of the most interesting insects, and a description of their wonderful transformations. The *second* treats of capturing, killing and preserving insects, and of constructing cabinets: the most ample details are given, and the Author has taken especial pains to explain the most expeditious mode of killing insects, in order to inflict no unnecessary pain on the insects themselves, and also to save the feelings of the humane and kind-hearted. In the *third* part the Author describes, in an easy and popular manner, the structure of insects, using language which all may understand, yet never deviating from scientific accuracy. The *fourth* part gives a sketch of the classification of insects; and the work concludes with a very complete GLOSSARIAL INDEX, each technical word having an explanation as well as reference. — Price 12s. post free.

London: E. Newman, 9, Devonshire Street, Bishopsgate, N.E.

**ENTOMOLOGICAL BOOKS FOR SALE:—**

Stainton's 'British Butterflies and Moths,' 1st vol. bound and interleaved, 2nd vol. in parts, 7s. 6d.

Dawson's 'Geodephaga Britannica,' 15s.

Wilkinson's 'British Tortrices,' 15s.

Stainton's 'British Tineina,' vol. i. 7s. 6d.

All good as new. Apply to R. H. STRETCH, Nantwich, Cheshire.

*Price 3s. 6d.,*

**THE WORLD OF INSECTS; A Guide to its Wonders.** By J. W. DOUGLAS, President of the Entomological Society of London.

London: John Van Voorst, 1, Paternoster Row.

Printed and published by EDWARD NEWMAN, Printer, of No. 9, Devonshire Street, Bishopsgate Without, London, in the County of Middlesex.—Saturday, December 8, 1860.



# THE ENTOMOLOGIST'S WEEKLY INTELLIGENCER.

No. 219.]

SATURDAY, DECEMBER 15, 1860

[PRICE 1d.]

## THE OTHER SIDE.



EVERY question has two sides — two points of view from which we may look at it. But to some persons this idea never occurs; they take up an opinion upon some point, conceive that they of course are infallibly right, and every one who ventures to differ from them is infallibly wrong.

Why do they not enlarge their views? We cannot see the other side of the moon, it is true; but of most terrestrial objects we can see the other side, *if we choose*; then why not choose?

Half, or more than half, the unpleasantness and recrimination which is so frequently found in entomological circles arises from the extreme one-sidedness of the individual members composing those circles. A subject, no matter what, is looked at from one point of view, and the philosopher, to be perfectly consistent with himself, *will not view it from any other.*

If we only knew one half of our friends' faces, should we recognise them on first beholding the other half?

Most of our opinions would be more or less modified if we endeavoured to learn and to study what can be said in opposition to the views *we entertain.* Something no doubt can be urged on the *other* side, and some of the arguments which can be used against us will be found capable of being well maintained.

Under these circumstances is it prudent—is it wise—to maintain blindly that our point of view is *the* correct one? As if no one holding contrary opinions could by any chance be right.

*I don't think as you do*; but that is no proof that *I* am right and *you* are wrong; but only that *I think I* am right and that *I think you* are wrong.

In ascending a hill from one side you get a very complete conception of what that hill is like as seen from that side; but reach the summit, and look down on the other side, and you will find that a very different view presents itself. Now suppose on the top of the hill you were to meet a friend who had come up the other side, and, without either of you glancing

at the route over which the other had travelled, you were to commence disputing as to the nature of the ascent. "So arduous." "Arduous, no easy." "So stony." "Dear me! no stones," &c., &c. We see how ridiculous *this* would be!

Yet within a week after smiling at this you will perhaps have behaved in a similar manner, from not considering there is such a thing as **THE OTHER SIDE**.

THE ENTOMOLOGIST'S WEEKLY INTELLIGENCER may be obtained

WHOLESALE of E. Newman, 9 Devonshire Street, Bishopsgate, and of W. Kent & Co. 51 & 52 Paternoster Row.

RETAIL of James Gardner, 52 High Holborn; H. J. Harding, 1 York Street, Church Street, Shoreditch; A. W. Hockett, 3 East Road, City Road; W. Weatherley, High Street, Peckham; C. J. Cribb, 8 Westbourne Grove, Bayswater; W. Cull, 34 Henry Street East, St. John's Wood.

At Beverley, of John Ward, News Agent, &c. 'Recorder' Office.

At Birmingham, of Robert Burns, 63 Edmond Street.

At Brighton, of John Taylor, News Agent, &c. 86 North Lane.

At Cheltenham, of C. Andrew, 129 High Street.

At Darlington, of M. Simonson, News Agent, Bondgate.

At Hemel Hempstead, of H. Salter, Bookseller, &c. High Street.

At Huddersfield, of J. E. Wheatley and Co., Booksellers, 18 New Street.

At Kingston-on-Thames, of W. Bryden, Bookseller, &c. Apple Market.

At Leatherhead, of T. R. Negus, Chemist and Stationer.

At Leeds, of J. Fox, Bookseller, &c. Boundary Terrace, Burley Road.

At Maidstone, of Messrs. Nicholsons, Brothers, Printers, &c. 31 Mill St.

At Middleton, of John Fielding, Bookseller, Wood Street.

At Oldham, of John Holt, Bookseller, 6 George Street.


At Rotterham, of H. Carr, Bookseller, Bridge Street

At Sheffield, of C. K. Jarvis, News Agent, Post Office, Barker's Pool.

At Wakefield, of William Talbot, Crystal Place.

At Worcester, of G. Morgan, Bookseller and News Agent, Little Angel St.; and of J. Pegg, Bookseller and News Agent, 20 Mealecheapen Street.

At York, of Robert Sunter, 23 Stonegate.

 Country Newsvenders who have this paper on sale are requested to send us their names and addresses to be added to the above list.

*All communications to be addressed to MR. H. T. STAINTON, Mountsfield, Lewisham, near London, S.E. No notice will be taken of anonymous communications.*

EXCHANGE.—The charge for lists of duplicates and desiderata remains as before—

	<i>s. d.</i>
Under half a column . . .	0 6
Above half a column, but under half a page . . .	1 0
Above half a page, but under a page . . . . .	2 0

Correspondents will therefore please enclose stamps for these amounts when they send notices which belong to the heading of "Exchange."

ERRATUM.—In last week's 'Intelligencer,' p. 76, for

Chloephora Quercana (26), read  
Phibalocera Quercana (26).

—H. R. Cox, 10, Thurlow Villas, West Dulwich, S.

CHANGE OF ADDRESS.—Having left St. Peter's House, Brighton, letters should be addressed for the present to—W. F. KIRBY, care of Messrs. Williams & Norgate, 14, Henrietta Street, Covent Garden, W.C.; Dec. 10, 1860.

---



---

TO CORRESPONDENTS.

---

F. O. R.—Your *Hepialus* is probably *Sylvinus*; get good specimens if you want them named.

---



---

OBSERVATIONS.

---

*Vanessa Io* at Morpeth.—I was surprised to find *V. Io* so common here; but I think that this spring it was far more abundant than I have ever noticed it in the South.—F. O. RUSPINI, Morpeth; December 10.

*Hydræcia Micacea*.—I take the pupæ of this insect at the roots of the common dock towards the end of August; perhaps it would be more generally distributed if entomologists would look there for them.—IBID.

*Epunda Lichenea*.—I think I am under an obligation to reply to Mr. Merrin's letter in the 'Intelligencer' of the 8th inst., and, considering the 'Intelligencer' the legitimate channel for free intercourse between entomologists, I hope you will receive this as an apology for thus thrusting myself on your notice. Now, although I acknowledge the superior experience of Messrs. Reading and Brockholes, yet I must say, in respect of their having taken the larvæ of *Lichenea* in July, that if such is the case it is an exception; for, generally speaking, to go searching for the larvæ from June to July, must be quite a forlorn hope, as from the middle of April to the middle of May is the proper time to take them

full fed. During the last three or four years I have taken them in all sizes from February to May, and in all my memoranda of my captures in June I find I have never once entered the capture of *E. Lichenea* larvæ; and, as regards their food, I can freely say that of all the low plants mentioned they give the preference to groundsel and dock. With respect to the statement of Mr. Brockholes, that the larvæ are "to be taken in warm weather in February," &c., I would remark that I have taken them when small quite exposed on the tops of grass, on a sharp frosty night in February.—J. S. DELL, Morice Town, Devon; December 10.

*Euplexia Lucipara*.—I do not know whether this insect is now much thought of, but I think that the real place to find the pupæ is beneath the moss which carpets the ground in woods. Mr. Mathews speaks of having taken them beneath elm roots, but I suspect it was only by accident they came there, since the larvæ feed on low plants.—F. O. RUSPINI, Morpeth; December 10.

---



---

EXCHANGE.

---

*Exchange*.—I have good specimens of the following, for which I shall be glad to receive offers:—

E. Blandina,	E. Plantaginis,
M. Artemis,	H. Arbuti,
P. Alsus,	F. Piniaria,
Agestis,	A. Ulmaria.

A. Filipendulæ,  
—JAMES T. J. HIND, Croxdale, near Durham; December 6.

*Abaxas Pantaria*.—Will your worthy correspondent "J. R. H.," who gave us such interesting information respecting the larva of *A. pantaria* (No. 217, p. 53), kindly put me in the way of obtaining a few ova or pupæ of this insect? If I can in any way return the kindness I shall be

only too happy. — REV. H. HARPUR CREWE, *The Rectory, Drayton-Beauchamp, near Tring; Dec. 5.*

---



---

#### A PRACTICAL HINT.

---

WHEN first I commenced collecting, I often on a hot day toiled under a load of boxes that distended every pocket, and considerably interfered with my movements when giving chase to some of the strong-flying Lepidoptera, such as *S. Pavonia-minor* or *L. Quercus*; and often have I found, even when I had been careful to put only one specimen in each box, that when I had captured a good specimen and expected a beauty added to my collection, that on opening the box the insect was scarcely to be identified. I am sure many collectors must have been similarly disappointed, for no insect will remain quietly in a box for the length of a day in the pocket of one who is rushing about after every insect he wishes to capture. I therefore think that it may be useful to describe the method I now adopt, by which I save myself from carrying such a load of boxes, and also am able to bring in specimens in the evening as perfect as when I caught them.

My usual supply of boxes is three:—

- 1st. A wooden collecting-box, 9 inches by 4 inches, corked both above and below: this for the dead specimens.
- 2ndly. My killing-boxes: these are of tin, one larger than the other, for the larger kinds of butterflies

and moths; the smaller one I use is a tin percussion-cap box.

For each of these I have a false bottom of cork, which fits sufficiently tight to prevent its shaking, but can easily be taken out or put in.

Before going out for a day's collecting, I lift these false bottoms and put under each a small piece of cyanide of potassium wrapped in a piece of cotton (as the salt is so liquescent that it would speedily soak through the cork and spoil the insect, unless there was something to absorb it).

In the larger wooden box I stick entomological pins of the numbers likely to be required for the insects I hope to catch. When an insect is captured it is immediately boxed in one of the killing-boxes, according to its size, and in two minutes, sometimes much less, is quite insensible, and may be removed to the wooden box and there transfixed, so that no down can be knocked off its wings or body. So rapid is the effect of the cyanide of potash upon almost every species of Lepidopterous insect that even when catching insects with great rapidity I always found the two killing-boxes sufficient.

A wooden box, of the dimensions given above will hold a very large day's collecting, when the insects are closely pinned, if it be corked upon the lid as well as on the bottom. A piece of cyanide should be placed in the corner of the wooden box, or else the insects will revive if taken rapidly out of the killing-boxes.

This method I have used with un-

failing success with both the larger Bombyces and several of the Sphingides, viz., *S. Ocellatus*, *S. Bombyliformis*, *M. Stellatarum*, &c.; and the only moths I have found resist the influence of cyanide of potassium for any length of time have been *A. Filipendulæ* and *P. Statice*. As my experience has been in Ireland, there may be a few other kinds in England that may likewise resist it, but I am sure their number will be very small, and that any collector who tries this method will find it successful, and a great saving to him of trouble and disappointment.

JNO. B.

---

#### BARTER.

---

*To the Editor of the 'Intelligencer.'*

Sir,—It is, I think, generally admitted that, while by your exertions you have vastly added to our store of knowledge, by extending the number of labourers and observers in the field of Entomology, as well as by your own individual industry and observation, you have at the same time lowered it as a Science by being the unintentional cause of infinite bartering. Now, Sir, is it not possible to retrieve this ill effect, and yet let the good remain?

As it matters get from bad to worse, and good men are being driven from our cause in disgust at the huxtering, greediness and under-hand dealing with which the collecting of insects is becoming inseparably connected. I consider that it would be a true charity to all entomologists, observers and collectors, if something were done to check this rapidly-spreading tendency to drive bargains,

which, even in its mildest form, is illiberal, and which is dragging down Entomology to a grovelling level, much as it may be progressing in other respects.

For the benefit of those who are not too hardened, of the wavering and incipient, I will sum up, in as few words as possible, the merits of the respective systems of *gift without stipulation* and *barter* ("exchange," in its present meaning); but, firstly, I wish to be clearly understood upon one point, which is,—I hold that indiscriminate liberality is as unjust to the worthy as it is calculated to foster greediness, hypocrisy, falsehood, &c., in the unworthy, as more than one have discovered by this time, though possibly a little of this vice may not be a bad thing for an entomologist to commence with, as a means of obtaining correspondents.

No man who has not tried the plan of *giving without stipulation to those who are worthy of receiving* can form any idea of the intense pleasure which is thus afforded him in assisting his brothers in Science; next to this perhaps comes *receiving without stipulation*, for to what can we attribute this confidence reposed in our honour but to respect, unless indeed it be to gross hypocrisy: be sure that he whom you have thus honoured will not fail to show his appreciation of your kindness, should he have it in his power: should the means, however, be wanting then ought you to be doubly pleased that your intentions cannot be misconstrued. Emulation of a most pleasing nature often springs up in these cases; each feels in the other's debt, not for the hypothetical value of the gift, but for the kindness which prompted it, and for the esteem which you know exists, flattering as it is for you to think so.

This is no romance, but the true feelings of hundreds of gentlemen who are devoted to what should be a social and unselfish Science.

To these sort of emotions the barterer is a stranger; he, too, has his pleasures, as far as *receiving* is concerned; his collection affords no grateful reminiscences of kindnesses from respected friends or correspondents; he is quite content to know that a rarity is in his cabinet, and to gloat over it. If any feeling enters his heart it is to chuckle over how little it cost him by "exchange"—how cleverly he "did" that fool Soandso out of it: perhaps, though, it has cost him more than he thinks, for Soandso has now got something else which Mr. Huxter *wants*, but "once bit twice shy" is now S.'s motto, or not being quite so "green" he plays back a few cards which will cause friend Huxter many a pang.

Reader, which is the most *pleasant* of the two!

"But it is a *tedious* process," says the incipient Barnes.

Well, yes, if you only intend to pursue Entomology for a year or two, perhaps it is a tedious process,—you will get on quicker by barter,—but if it is your intention to make a collection then I beg to differ with you; for, after a certain point you will find that your chances are diminished in exact proportion to the extent to which you are known as a barterer and to the degree of illiberality to which you have carried your transactions. What free-giver, think ye, will bestow a favour unconditionally upon you, to encourage a system which he despises? or stoop to drive a bargain with you? or what barterer will eke out his rarity to you without applying "the screw" to such a degree that—even if you are lucky enough to obtain it—half

your pleasure would be gone, as you could not possibly chuckle over that which had cost you so dearly? and, moreover, you will probably find that it is not so "rare" after all, and that it has been sent quite unconditionally to others.

No! no! depend upon it bartering is a bad game in the long run.

But my letter is already long enough for your pages, though inadequate for the evil. Let others step forward and act in a good cause, that the day may come (and it will come) when men of Science shall treat the monster Barter as a horrid phantasm of the past, or despise it as heartily as

Your obedient servant,

ANTI-BARTER.

#### AN INSECT EXCHANGE CLUB.

*To the Editor of the 'Intelligencer.'*

Sir,—The frequent complaints I have lately heard of the unsatisfactory working of the present system of "exchange," and the remarks in a recent leading article (*Int.* vol. ix. p. 65), have led me to hope that entomologists will perhaps take into consideration the question of establishing a central "Insect Exchange Club," somewhat on the model of that which, for many years past, has been found so useful to the botanical fraternity.

In case some of your readers should not be familiar with the method in use among botanists, I may just mention that, at the close of the season, each member sends his parcel of spare specimens (together with his list of *desiderata*) to the central committee; and these again redistribute the specimens among the several contributors, giving the preference

to such as have sent in the best prepared, rarest, or most numerous, good specimens.

All the mechauiism required is—

1. A small anuual subscription (say 5s.), to cover the expense of hire of room, postage, carriage of parcels, &c.
2. A room in which to receive and sort the parcels.
3. A committee of persons well acquainted with the species, competent to judge of the condition of specimens, and in whose award of exchange the contributors would place confidence.

By such simple means the herbaria of most British botanists have been rendered comparatively complete; and this without any need of the importunate, and too often impertinent, correspondence, of which so much has been said. If specimens and information are on this account to be withheld I cannot but think that the interests and pleasures of Entomology will be seriously compromised.

It is believed that if entomologists would only adopt the botanist's plan great advantages would result in many ways. What a saving might there not be effected in postage-stamps and note-paper! in time, and trouble, and temper! Above all, the dealers will be kept at arms' length; for they are hardly likely to apply where they cannot expect more than an equivalent return.

How easy for a collector residing at the head-quarters of any scarce insect to set 100 or 200 specimens! How glad would not many be thus to relieve the plethora of their boxes, sure at least of being spared the nuisance of a long correspondence with a stranger!

It is not supposed that many very rare insects would be circulated by such means; but the plan seems to offer great facilities for satisfying the innumerable demands now made for species moderately common or locally abundant.

But, sir, I am well aware there are many difficulties in the way. It is true that insect specimens have a market value, which dried plants seldom have; still liberality is not unknown among the brothers of the net. If some reluctance might at first be felt in trusting our specimens to another's estimate than our own, who would not give fifty insects familiar to himself for half a dozen new species? Perhaps the attempt might be made to pass off foreign specimens as British? but an offender so detected should at once be expelled from the Club. There may be other objections, and if so I trust they will be discussed in this paper. The details of arrangement may safely be left to any who may feel disposed to consider the suggestion of

A BOTANIST.

---



---

#### FEN INSECTS.

---

*To the Editor of the 'Intelligencer.'*

Sir,—As the feu insects are now distributed to the subscribers, as far as they would go (and where no distribution has taken place I have returned the money in full), I have now to return my best thanks to the gentry and clergy who have so kindly come forward to assist my plans. As the fens were flooded nearly all the season, I was not enabled to carry out my plans so well as I could have wished, though in the Phryganidæ I was fortunate enough to turu up one new

species (*Linnophilus borealis*), which was exhibited at the November meeting of the Entomological Society of London. I trust that I shall have better success next season. I have ten subscribers for another season.

I am, Sir,

Your obedient servant,

W. WINTER.

Aldeby, near Beccles;

Dec. 10, 1860.

CHURCH OF ENGLAND YOUNG MEN'S SOCIETY.—A class for the study of Natural History has been formed in connection with this Society. The class, which will be conducted by W. M. Crowfoot, Esq., M.B., assisted by Mr. Winter, of Aldeby, naturalist, who have kindly undertaken to superintend the same, was commenced on Tuesday last, by a public lecture at the Assembly Rooms, on the "Introduction to Natural History," by Mr. Crowfoot. The chair was occupied by the Mayor (E. B. Fiske, Esq.), who briefly introduced the well-known lecturer to the meeting. The lecture, which was well attended, was illustrated by several excellent diagrams illustrative of the four kingdoms of Natural History, the production of Mr. A. Rix. There were also some bones lent by R. Dashwood, Esq., and some chrysalides, moths, &c., of a rare species by Mr. Winter. At its conclusion a vote of thanks was passed to the lecturer.

Price 3s.,

**P**RACTICAL HINTS respecting MOTHS and BUTTERFLIES, with Notices of their Localities; forming a Calendar of Entomological Operations throughout the Year in pursuit of Lepidoptera. By RICHARD SHIELD.

London: John Van Voorst, Paternoster Row.

## Ray Society.

### MR. BLACKWALL'S MONOGRAPH OF BRITISH SPIDERS.

This volume is now nearly ready for issue to the Subscribers to the Ray Society for the year 1859.

The Subscription List for that year will be closed on the 31st inst.

Those desirous of obtaining Mr. Blackwall's volume should join the Society at once.

The previous volumes can now only be obtained at the *increased* price at which they are being offered to the public.

The Annual Subscription to the Ray Society is One Guinea.

Entomologists desirous of joining the Society should communicate with

H. T. STANTON.

Mountsfield, Lewisham.

**N**OUVEAU GUIDE DE L'AMATEUR D'INSECTES: par plusieurs Membres de la Société Entomologique de France. 1859. 3 francs 50 centimes; pp. 195.

Paris: Deyrolle, Rue de la Monnaie, 19.

N.B. Mr. STANTON has received a few copies of the above, and will be happy to forward one (post free) to any entomologist on the receipt of 3s. 2d. in postage-stamps.

**C**ATALOGUE OF EUROPEAN COLEOPTERA.—Having now a supply of the STETTIN CATALOGUE, I shall be glad to forward it to any applicant on the receipt of seven postage-stamps: those who want two copies must send fourteen stamps.

**C**ATALOGUE OF HEMIPTERA.—A STETTIN CATALOGUE of the Hemiptera of the whole World is now ready. 1s. 2d. post free.

H. T. STANTON.

Mountsfield, Lewisham, S.E.;

December 1, 1860.

Printed and published by EDWARD NEWMAN, Printer, of No. 9, Devonshire Street, Bishopsgate Without, London, in the County of Middlesex.—Saturday, December 15, 1860.



# THE ENTOMOLOGIST'S WEEKLY INTELLIGENCER.

No. 220.]

SATURDAY, DECEMBER 22, 1860

[PRICE 1*d.*

## THIS SIDE.

WE called attention last week to the inconveniences attending on the habit of not regarding *the other side*; we now wish to say a few words on the unpleasant consequences resulting from a too exclusive study of *this side*.

The two subjects are phases only of the same thing, but still there is sufficient difference in their effects upon us to render it desirable to notice them both. He who ignores the other side loses a valuable corrective which would aid him in arriving at a just conclusion; but, besides that, he who studies only this side views it, as it were, out of focus, and, from the want of objects of comparison, is quite unable to form to himself a correct notion of what the object he is looking at really is. Hence objects viewed exclusively from this side become to us misshapen and distorted, because we view them through an ill-suited medium; to know this side thoroughly we must get to view it in every possible direction.

If a small metallic moth be brought to us for identification, we never dream of being content with looking at it only in one position; we turn it about; we expose it to the light at different angles, and endeavour by this means to ascertain what is the total number of markings it bears on its wings, together with their position and form. One spot is only apparent when the insect is held at one particular angle; the outline of another marking can only be traced when the insect is looked at very obliquely in one direction; yet were we to proceed to describe this insect we should enumerate all the markings that we could trace by turning the insect in every conceivable direction, and any description of it in which only those markings should be mentioned which could be seen from one particular direction would seem to us strangely incomplete and defective; yet this would simply be a case of viewing a thing too exclusively from *this side*.

The too exclusive study of any subject from one side dwarfs our intellect, narrows our judgment and perverts our notions. But we have probably said

enough on this head, and trust that attention will be paid more to the other side, whilst a too restricted study of this side is seen to be actually evil in itself.

THE ENTOMOLOGIST'S WEEKLY INTELLIGENCER may be obtained

WHOLESALE of E. Newman, 9 Devonshire Street, Bishopsgate, and of W. Kent & Co. 51 & 52 Paternoster Row.

RETAIL of James Gardner, 52 High Holborn; H. J. Harding, 1 York Street, Church Street, Shoreditch; A. W. Hockett, 3 East Road, City Road; W. Weatherley, High Street, Peckham; C. J. Cribb, 8 Westbourne Grove, Bayswater; W. Cull, 34 Henry Street East, St. John's Wood.

At Beverley, of John Ward, News Agent, &c. 'Recorder' Office.

At Birmingham, of Robert Burns, 63 Edmund Street.

At Brighton, of John Taylor, News Agent, &c. 86 North Lane.

At Cheltenham, of C. Andrew, 129 High Street.

At Darlington, of M. Simonson, News Agent, Bondgate.

At Hemel Hempstead, of H. Salter, Bookseller, &c. High Street.

At Huddersfield, of J. E. Wheatley and Co., Booksellers, 18 New Street

At Kingston-on-Thames, of W. Bryden, Bookseller, &c. Apple Market.

At Leatherhead, of T. R. Negus, Chemist and Stationer.

At Leeds, of J. Fox, Bookseller, &c. Boundary Terrace, Burley Road.

At Maidstone, of Messrs. Nicholsons, Brothers, Printers, &c. 31 Mill St.

At Middleton, of John Fielding, Bookseller, Wood Street.

At Oldham, of John Holt, Bookseller, 6 George Street.


At Rotherham, of H. Carr, Bookseller, Bridge Street

At Sheffield, of C. K. Jarvis, News Agent, Post Office, Barker's Pool.

At Wakefield, of William Talbot, Crystal Place.

At Worcester, of G. Morgan, Bookseller and News Agent, Little Angel St.; and of J. Pegg, Bookseller and News Agent, 20 Mealcheapen Street.

At York, of Robert Sunter, 23 Stonegate.

 Country Newsvenders who have this paper on sale are requested to send us their names and addresses to be added to the above list.

*All communications to be addressed to MR. H. T. STAINTON, Mountsfield, Lewisham, near London, S.E. No notice will be taken of anonymous communications.*

EXCHANGE.—The charge for lists of duplicates and desiderata remains as before—

	s.	d.
Under half a column . . .	0	6
Above half a column, but under half a page . . .	1	0
Above half a page, but under a page . . . . .	2	0

Correspondents will therefore please enclose stamps for these amounts when they send notices which belong to the heading of "Exchange."

CAPTURES.

LEPIDOPTERA.

*Adela viridella*.—A case of this species has been presented to me by my friend Mr. Clements, who found the same in West Wickham Wood last October, after

two hours' industrious search.—CHARLES HEALY, 74, *Napier Street, Hoxton, N.*; December 18.

#### COLEOPTERA.

*Rhinosimus ruficollis*.—While recently examining the Coleoptera of the Botanic Garden of Edinburgh, I was rewarded by capturing, in considerable abundance, *Rhinosimus ruficollis*, Panz.,<sup>5</sup> which, according to Mr. Murray's 'Catalogue of Scottish Coleoptera,' p. 102,<sup>1</sup> has only been found at Raehills by the Rev. W. Little, and at Paisley by Mr. M. Young, so that this is an addition to the Fauna of Edinburgh. I had also the good fortune to capture *Antherophagus silaceus*, Herbst, which has only been taken, according to Mr. Murray's 'Catalogue,' p. 40, by himself in Fifeshire, so that this is also new to the Edinburgh Fauna.—W. R. M'NAB, *Royal Botanic Garden, Edinburgh*.

---

#### OBSERVATIONS.

*Dianthecia capsicola*.—A male emerged from the pupa on Thursday last, the 13th inst.! Not the least remarkable feature of the occurrence is the fact that the pupa was one of last year (1859), in July or August of which I took half a dozen nearly full-fed larvæ, five of which in due time became pupæ; and, to my surprise, a female emerged within a few weeks—i. e. at the latter end of September or early in October following. Another (female) made its appearance last spring, and now a third (a male) makes its advent, after lying at least fifteen months in pupa, leaving two still (alive) to come out. It would be difficult to determine whether the extraordinary character of the weather during the past twelve or fifteen months has had any and what share in producing these intermittent appearances. I have kept the pupæ the whole time within doors, and

for the most part in a tolerably warm place. For the last ten or twelve weeks indeed I have had them in a place with a temperature quite tropical (i. e. on the kitchen mantel-shelf), to which doubtless the appearance of the insect at a time so very unusual is to be attributed. But for this it would, there is little doubt, have remained in pupa until the next spring.—J. BIRKS, *York*; Dec. 15, 1860.

*Epunda lichenea*.—There seems to be an impression that I am an authority for the appearance of this insect in the larva state in June and July. I do not wish to deny that the larvæ occur so late, but merely to say that I do not remember taking them after the time specified in my note in the 'Zoologist' for 1855.—J. F. BROCKHOLES, *Puddington Old Hall, near Neston, Cheshire*.

*A fruitless Search for the Larvæ of Coleophora Olivaceella*.—One afternoon last week I set off towards West Wickham, in search of the larvæ of *Coleophora Olivaceella*. I was not fortunate in my selection of the day, for the weather was as pluvius as possible. However, knowing the precise spot where I expected to find the larvæ, and being uncertain when I might again have a similar opportunity, I was not to be deterred by a few drops of rain. Besides the rain was not incessant; true that sometimes it poured, but then sometimes it would dwindle down to little more than a mist.

In 1860 nearly all expectations of favourable weather have been disappointed, and thus it was on the present occasion; on starting it scarcely rained at all, but as I left the Beckenham Station the rain increased, and just as I arrived at the best collecting-ground it poured in good earnest: this was afternoon. When everything is wet—dripping wet—mines are far less easily seen than when the vegetation is drier; and, it being afternoon, the heavy rain brought on darkness prematurely, and my investigations were as much impeded by the

absence of light as by the presence of the wet. I found a few leaves of the *Stellaria holostea* mined by Dipterous larvæ, but of Lepidopterous larvæ I found no trace. I had the advantage of a "constitutional," but I bagged no game.

Last Thursday, finding I had a spare morning, I determined to have another try for *Coleophora Olivaceella*, and again I found myself trudging along the road from Beckenham to West Wickham. It was not a brilliant morning, but the sun gleamed out for about an hour; the thrushes sang merrily all the way, and but for the low altitude of the sun and the number of straggling summer flowers yet lingering in the hedges I might have deemed it was spring.

*Coleophora Olivaceella* is, I believe, one of those larvæ which feed till late in the autumn and touch but little food in the spring; one's chances of finding it ought, on this theory, to have been considerable; we have had no cold weather sufficient to cause loss of appetite to a *Coleophora* larvæ: of course, then, on so pleasant a day, my hopes of success in the search for this larva rose considerably. But, arrived at the precise spot where the larvæ were to have been forthcoming, I found only a few slender mines caused by the young larvæ of *Gelechia tricolorella*, and at length a few leaves which had been mined by some *Coleophora* larva, but whether *Solitariella* or *Olivaceella* I could not say. But this much is certain—the larvæ which had gaten these leaves before retiring to winter quarters had been exceedingly small, as the holes in the lower cuticle of the leaf were so minute. Now if these larvæ were *Olivaceella*, and if they are hibernating when smaller than usual, they must have an extra amount of feeding to perform next spring, and probably therefore I may be more successful when next I visit their feeding-ground after the vernal equinox.—H. T. STAINTON, *Mountsfield, Lewisham*; December 15.

## EXCHANGE.

*Phlogophora Empyrea*.—I have some good duplicates of this insect, which I shall be glad to exchange for the following species:—Nos. 48, 81, 88, 90, *Trochilium* (any except 99 and 101), 112, 115, 121, 122, 123, 125, 128, 131, 134, 150, 156, 183, 194, 207, 209, 210, 212, 218, 221, 225, 228, 241—243, 246—248, 250, 277, 280, 287, 315, 320, 321, 349, 350, 377, 382, 385, 389, 391, 404—406, 417, 419, 433, 435, 442, 447—449, 455, 475, 489, 492, 493. None but fine and well-set specimens will be of use to me. Please write before sending boxes.—M. S. BLAKER, *Lewes*.

*Humble Bees wanted*.—I am very anxious to get some live *Bombi* between now and March, and would with pleasure give sixpence a piece for any reasonable number. Perhaps some of the readers of the 'Intelligencer' may be successful in finding these insects.—J. LUBBOCK, 11, *Mansion House Street, London, E.C.*; December 14.

## A WORD ABOUT HEMIPTERA.

HAVING undertaken, in conjunction with Mr. Scott, to describe the British species of Hemiptera, and it being very desirable to obtain recent specimens from as many localities as possible, I am induced to ask the collectors of Coleoptera and Lepidoptera to send me any specimens which they may find during the winter or spring when they are digging for pupæ round the roots of trees, or searching moss, dead leaves, tufts of grass, &c. Bugs are often seen by those who do not collect or value them, and it would be but little trouble to send them *just as they are*, in quills or pill-boxes, especially as at the dull time of the year entomologists have

not quite so much work out of doors as in the summer. At that busy season I could not expect that any one would or could do more than occupy himself with more than the objects of his especial care, although then it is that Hemiptera are most abundant, and the fragile *Bicellules* are only found.

Scattered over the country there are, I have reason to believe, collectors who have, in greater or less degree, amassed specimens of Hemiptera which remain with them unnamed and almost uncared for. I shall be very glad to see any such collections and name them, upon condition that I may keep a single specimen of any species I do not possess, and also that I am not tied down to return such collections within any specified time. This latter condition is indispensable, for having to look carefully through a large amount of material of my own and several collections which have been unconditionally presented to me, it is absolutely necessary that I should be allowed to keep, for reference and comparison, any insects intrusted to me for a time, which I cannot now specify, and from the liberality hitherto shown I have no doubt that my request will generally be met in the same spirit.

Hitherto so few persons have collected Hemiptera, except in a casual manner, that I am led to believe many more species are yet to be found in Britain than have yet been captured; and I also expect that where collections have been formed species are mixed together, or wrongly named, if named at all. In any case I shall be glad to have an opportunity of giving an opinion; and I make this request, on behalf both of myself and Mr. Scott, in order that our projected work may be made as complete as

possible.—J. W. DOUGLAS, 6, *Kingswood Place, Lee, London, S.E.*; Dec. 14.

---



---

BARTER.

"Freely ye have received, freely give."

---

*To the Editor of the 'Intelligencer.'*

Sir,—I had pleasure in reading Anti-Barter's letter last week, but regret that he did not give us his real name. It is important in this matter to be frank and open: anonymous opinions are always open to suspicion.

While I desire to acknowledge myself on his side, I should be glad to hear what may be urged on the other side; and I may congratulate you, Sir, on the moderate tone of your article of the same paper, applicable to this and a thousand other questions.

Most men like to see some solid return for their labour; others are not rich enough always to give, and justly expect a recompense; to few it happens that the high pleasure of giving is in itself a sufficient reward: and even these, I think, sometimes experience disappointment in finding that others can give away the same insect as themselves, or that the same gift has been made to others equally with themselves.

So much for weak human nature, and we must not be too hard upon those whose aim is lower than our own, remembering our own many deficiencies; yet, though never perfect, our motto should be "Excelsior!" And, therefore, while I wish to encourage liberal giving, and make my protest against selfish barter, I hope to contribute my mite of usefulness, by endeavouring to show forth one way by which we may become more liberal in our aims and views.

I think, Sir, if entomologists would put fairly before them the true value of Entomology as a Science, and consider in what way they realize to themselves or enhance to others that value, in the pursuit of their favourite Science,—in other words, “to what end do they labour?”—then much good would be done to encourage a more liberal spirit.

The first, but lowest, aim of Entomology is to collect specimens; letters you must have before you read; with letters you form words, with words sentences; these have a meaning. Your insects are your letters; genera, words; families, books—alas! how few of us can read these books and interpret their meaning!

What Science, then, is there in collecting? none; but it fosters and develops useful qualities of the mind and gives health to the body, and is thus useful recreation to the man of business; it leads, moreover, to the second great aim of Entomology—the observation of insect-life and economy, and this digested, generalized and approved is of great import and value, for I think that to know well the history of any one common insect is of far greater value than to possess an unique specimen of the rarest British Lepidoptera.

There is truly a province, as yet almost unworked, of the utmost value and interest, where there is room for us all to work without envy or grudge of one another—the investigation of the grand entomological scheme of the Creator, as a whole and in its individual parts: to what purpose and use is each insect formed? what part does each play in the economy of matter and existence,—the limits of insect-life, generation, food, parasites, peculiarity of organization? Surely in this vast field all may labour.

I would wish to indicate a something higher to those who seem to me to think that the possession of a rare insect or a fine collection is the great end of their existence.

And I think that the further we get in investigating the grand work of Entomology the less likely are we to envy those whose sole pleasure in Entomology seems to be the “amor habendi.”

I remain, Sir,

Yours, &c.,

ALEX. WALLACE, M.B.

23, Bedford Place.

#### NOTICES OF BOOKS.

*The Entomologist's Annual for 1861.*  
With coloured plate. Price Half-a-Crown. London: John Van Voorst, 1, Paternoster Row.

THE seventh volume of the ‘Annual’ is before us; in the six years that have elapsed since the first appearance of the yellow-wrapped ‘Annual’ how much has taken place in the world of Entomology! It is quite startling if we go back a few years to find the altered state of circumstances which then existed.

In the new volume of the ‘Annual’ Dr. Hagen has contributed thirty-two pages; of these a portion is devoted to the conclusion of his Synopsis of the British Phryganidæ: his concluding remark is as follows:—

“In lieu of the 188 species of Phryganidæ given by Stephens 108 only are here described. The remainder are some of them synonyms, some of them the other sex; still I consider it very probable that some of the reductions made by me will prove erroneous. However, a comparison with the fauna of other

countries makes it very probable that the number of species indigenous to Britain is greater than that given by Stephens. Certain it is that at present the smaller proportion only of the species which exists is known. What a vast field lies open for those entomologists who have eyes for other creatures save beetles and butterflies !”

Dr. Hagen then proceeds with the Synopsis of the British Psocidæ.

“The Psocidæ,” says Dr. Hagen, “are remarkable for their minuteness and agility; they are among the smallest insects known; they have an incomplete metamorphosis; the larvæ and pupæ resemble the perfect insects, but the ocelli are wanting, and in lieu of wings they have more or less developed sheaths. The economy of the Psocidæ is in many respects similar to that of their allies the Termites. The larvæ live gregariously on plants, trees, or in rotten wood. The imago occurs associated, often in considerable, sometimes in countless numbers, and in these cases the females greatly preponderate. I have observed neglected heaps of chaff to consist almost entirely of Psoci. The Psoci subsist upon dry vegetable and animal refuse, without, however, committing any real injury. According to my experience, the damage they inflict in collections of insects, even to the most delicate creatures, is very insignificant.”

We should be glad to hear the opinion of our readers on the last-named point.

Dr. Hagen is not the only contributor on Neuroptera to the present volume of the ‘Annual,’ as Mr. McLachlan has devoted a few pages to “Some Suggestions for the successful Pursuit of the Study of the Phryganidæ, with a Description of a new British Species.” From these “Suggestions” the following extract must suffice:—

“The localities suitable for Lepidoptera will as a rule also be found productive of Phryganidæ. The larger species, *Limnophilides*, &c., frequent various localities, and are far less restricted to the immediate neighbourhood of water than the others, though from their habit of breeding in standing waters, the place of their birth may be much nearer than is often suspected. They may be constantly beaten out of fir and other trees in woods, and on the slightest application of the beating-stick the large muscular species of *Limnophilus*, *Stenophylax*, &c., will rush out with an exceedingly dashing and vigorous flight, often eluding pursuit from their habit of getting among the brushwood.

“Palings often afford a resting-place, where they may be easily captured. Sugar also has its charms, and they may frequently be seen enjoying the seductive sweets with all the gusto of a Noctua. Lastly, I would mention suburban gas-lamps, at which certain species often swarm.”

The new British species noticed is *Limnophilus borealis*; it was taken by Mr. Winter in the fens of Ranworth.

No doubt a rich harvest of insects yet remains to reward the explorer of our undrained fens!

(To be continued.)

---

Complete in Two Vols., fcp. 8vo, cloth,  
price 10s.,

**A** MANUAL of BRITISH BUTTERFLIES and MOTHS. By H. T. STANTON.

This work contains descriptions of nearly 2000 species, interspersed with observations on their peculiarities and imes of appearance, &c., and is illustrated with more than 200 woodcuts.

London: John Van Voorst, 1, Paternoster Row.

## Ray Society.

**M**R. BLACKWALL'S MONOGRAPH  
OF BRITISH SPIDERS.

This volume is now nearly ready for issue to the Subscribers to the Ray Society for the year 1859.

The Subscription List for that year will be closed on the 31st inst.

Those desirous of obtaining Mr. Blackwall's volume should join the Society at once.

The previous volumes can now only be obtained at the *increased* price at which they are being offered to the public.

The Annual Subscription to the Ray Society is One Guinea.

Entomologists desirous of joining the Society should communicate with

H. T. STANTON.

*Mountsfield, Lewisham.*

**T**HE ENTOMOLOGIST'S  
ANNUAL for 1855, Second  
Edition, price 2s. 6d., contains the following information on COLLECTING and PRESERVING LEPIDOPTERA, by H. T. STANTON:—

1. How to collect Lepidoptera.
2. How to rear Lepidoptera from the pupa or larva state.
3. How to kill Lepidoptera.
4. How to pin Lepidoptera.
5. How to set Lepidoptera.
6. How to arrange Lepidoptera in the Collection.

It also contains NOTES on the COLLECTING and PRESERVING COLEOPTERA, by T. VERNON WOLLASTON:—

1. Suggestions where Coleoptera should be looked for.
2. The apparatus necessary for the collector of Coleoptera.
3. The mode of preparing the specimens when caught.

From it containing this information, this little volume is of great value to all beginners, and some may be incited to greater ardour in the pursuit by reading the "Address to Young Entomologists at Eton, Harrow, Winchester, Rugby, and at all other Schools."

London: John Van Voorst, 1, Pater-noster Row.

*This day, price 2s. 6d.,*

**T**HE ENTOMOLOGIST'S  
ANNUAL for 1861.

*With Coloured Plate.*

## CONTENTS.

## NEUROPTERA.

Synopsis of the British Phryganidæ.

By Dr. Hagen.

Synopsis of the British Psocidæ. By Dr. Hagen.

Some Suggestions for the successful Pursuit of the Study of the Phryganidæ, with a Description of a new British Species. By R. M'Lachlan.

## HYMENOPTERA. By Frederick Smith.

Observations on the Effects of the late unfavourable Season on Hymenopterous Insects; Notes on the Economy of certain Species, on the Capture of others of extreme Rarity, and on Species new to the British Fauna.

## HEMIPTERA. By the Editor.

A List of British Hemiptera.

## COLEOPTERA. By E. W. Janson, Sec. Ent. Soc.

New British Species noticed in 1860.

## LEPIDOPTERA.

New British Species in 1860. By the Editor.

Rare British Species captured in 1860. Observations on British Tineina.

Answers to Enigmas.

Enigmas still unanswered.

New Enigmas for Solution.

Natural History of the Tineina.

Index to the New Lepidoptera in former volumes of the 'Annual.'

Notes on Eupithecia Larvæ. By the Rev. H. H. Crewe, M.A.

## NEW WORKS ON ENTOMOLOGY.

London: John Van Voorst, 1, Pater-noster Row.



# THE ENTOMOLOGIST'S WEEKLY INTELLIGENCER.

No. 221.]

SATURDAY, DECEMBER 29, 1860

[PRICE 1*d.*

## INSTABILITY.

“WE lose time,” said a well-known writer, “by beginning plans and studies which we never complete.” And we fear that the sin of instability may be charged against a large proportion of our readers.

The unstable man takes up a pursuit, follows it a short distance, and then abandons it for another, which in its turn will be treated in the same way. “Never begin anything without carrying it through” is a principle that cannot be too earnestly recommended to our younger readers.

We cannot now walk a single day through the streets of London without meeting those who were once entomologists, but have since abandoned the pursuit of insects, and have taken up some new hobby — Geology, Photography, &c.—which in due time they will likewise desert. A cloud of sadness comes over us as we look at the faces of these quondam entomologists, and reflect that “if the habit of entering on what is not carried out and completed be allowed in early life the

evil increases as long as we live; for he who desists from what he has commenced not only loses his labour, but allows himself in a vicious habit.” Bad habits are only too easily contracted, but every time we check a tendency to a bad habit we render a return of that tendency less likely: it is therefore of the utmost importance to check the first insidious approaches of instability.

If you find any task you have undertaken wearisome persist in it; to abandon it directly you feel at all fatigued by it is the very worst thing you can do.

It is owing to the instability of younger entomologists that so few rise to any degree of eminence in their favourite Science; they work their way very eagerly, and with some amount of industry for a short distance, but then they get disheartened or lose courage, and, abandoning the course they were pursuing, they turn their energies in some other direction.

To get on in any pursuit you must persevere: the late James Francis Stephens commenced his entomological career at the age of seventeen, and

was still working with all the eagerness and zest of a tyro till within a few days of his death, at the age of sixty.

We fancy we hear some lazy fellow suggesting that every entomologist cannot be a Stephens; but we are not aware that there is any *cannot* in the case. If every entomologist had the energy, perseverance and application of that author he could be what he was.

The question now becomes, Can an entomologist retain his energy, increase his perseverance, and improve his powers of application?

Why should he not?

THE ENTOMOLOGIST'S WEEKLY INTELLIGENCER may be obtained

WHOLESALE of E. Newman, 9 Devonshire Street, Bishopsgate, and of W. Kent & Co. 51 & 52 Paternoster Row.

RETAIL of James Gardner, 52 High Holborn; H. J. Harding, 1 York Street, Church Street, Shoreditch; A. W. Hockett, 3<sup>d</sup> East Road, City Road; W. Weatherley, High Street, Peckham; C. J. Cribb, 8 Westbourne Grove, Bayswater; W. Cull, 34 Henry Street East, St. John's Wood.

At Beverley, of John Ward, News Agent, &c. 'Recorder' Office.

At Birmingham, of Robert Burns, 63 Edmond Street.

At Brighton, of John Taylor, News Agent, &c. 86 North Lane.

At Cheltenham, of C. Andrew, 129 High Street.

At Darlington, of M. Simonson, News Agent, Bondgate.

At Hemel Hempstead, of H. Salter, Bookseller, &c. High Street.

At Huddersfield, of J. E. Wheatley and Co., Booksellers, 18 New Street.

At Kingston-on-Thames, of W. Bryden, Bookseller, &c. Apple Market.

At Leatherhead, of T. R. Negus, Chemist and Stationer.

At Leeds, of J. Fox, Bookseller, &c. Boundary Terrace, Burley Road.

At Maidstone, of Messrs. Nicholson's, Brothers, Printers, &c. 31 Mill St.

At Middleton, of John Fielding, Bookseller, Wood Street.

At Oldham, of John Holt, Bookseller, 6 George Street.

At Rotherham, of H. Carr, Bookseller, Bridge Street

At Sheffield, of C. K. Jarvis, News Agent, Post Office, Barker's Pool.

At Wakefield, of William Talbot, Crystal Place.

At Worcester, of G. Morgan, Bookseller and News Agent, Little Angel St.; and of J. Pegg, Bookseller and News Agent, 20 Mealcheapen Street.

At York, of Robert Sunter, 23 Stonegate.

Country Newsvenders who have this paper on sale are requested to send us their names and addresses to be added to the above list.

*All communications to be addressed to MR. H. T. STAINTON, Mountsfield, Lewisham, near London, S.E. No notice will be taken of anonymous communications.*

EXCHANGE.—The charge for lists of duplicates and desiderata remains as before—

	s.	d.
Under half a column . . .	0	6
Above half a column, but under half a page . . .	1	0
Above half a page, but under a page . . . . .	2	0

Correspondents will therefore please enclose stamps for these amounts when they send notices which belong to the heading of "Exchange."

TO CORRESPONDENTS.

E. B.—Next week.

Of those marked \* I have duplicates; if any one wants them let them apply by letter first, as I do not wish to have more boxes sent than I can supply.—  
W. WINTER, *Aldeby, Beccles; Dec. 21.*

CAPTURES.

HYMENOPTERA.

*Captures of Hymenoptera at Aldeby.—*

- \*Colletes Marginata. Common.
- \* ... Daviesana. Do.
- Sphecodes Gibbus (1).
- \* ... Rufescens. Common.
- Halictus Rubicundus (4).
- ... Xanthopus (4).
- \* ... 4-notatus. Common.
- Andrena Cingulata (2).
- \* ... Nitida. Common.
- ... Albicans (8).
- ... Fulva (2).
- \* ... Gwynana. Common.
- \* ... Nigroænea. Do.
- \* ... Trimmerana. Do.
- \* ... Coitana. Do.
- ... Dorsata (1).
- \* ... Afzeliella. Common.
- \*Cilissa Hæmorrhoidalis. Do.
- Panurgus Calcaratus (2).
- ... Banksianus (2).
- \*Nomada Ruficornis. Common.
- ... Lineola (2).
- \* ... Succincta. Common.
- Osmia Rufa (3).
- \* ... Aurulenta. Common.
- ... Bicolor (4).
- \*Megachile Argentata. Common.
- \*Eucera Longicornis. Immense number of colonies in banks on the East Suffolk Railway.
- \*Anthophora Acervorum. Common.
- \*Bombus Senilis. Do.
- \* ... Derhamellus. Do.
- \* ... Terrestris. Do.
- \* ... Lucorum. In immense numbers in the fens.
- ... Latreillellus (4).
- \* ... Subterraneus. Common.
- \* ... Hortorum. Do.

OBSERVATIONS.

*Nemotois Cupriacellus Larvæ?*—Since my communication of the 29th of September last, respecting this larva, I have continued my examinations of the decayed seed-heads of *Scabiosa succisa*, and by placing *fresh heads* on the top of the decayed seeds and examining the flowers from day to day, I have been enabled the more readily to detect the larvæ. The following is the result of my continued searches up to the 1st of November last, since which date I have failed to discover any more larvæ:—

	1860.	Larvæ.
October 2	.	6
... 3	.	13
... 4	.	12
... 5	.	21
... 6	.	9
... 7	.	8
... 8	.	21
... 9	.	11
... 10	.	6
... 11	.	11
... 12	.	2
... 13	.	2
... 16	.	3
... 19	.	3
... 29	.	2
November 1	.	2
		132

I believe it is the generally received opinion that the larvæ of this genus enlarge their cases by means of cutting pieces out of leaves. Now, as regards the larvæ in my possession, I have not, up to the present time, observed such a habit; but this much I have noticed,

that the case is open at both ends, and the larvæ, having made an enlargement at one end, turn round *inside* the case and make a corresponding enlargement at the other. The materials which they *have* employed for the purpose of increasing their cases appear to me to be composed of particles of the *petals* and *stamens* of their food-plant, interwoven with silk. On many occasions I have observed cases which had recently received additions at both ends, whilst others had only received the same treatment at one end. When a case had just been enlarged the materials employed for such purpose being of a much lighter colour than the rest of the case necessarily caused that part of the case so operated upon to appear very conspicuous. Before noticing the continued enlargement of their cases I offered them a leaf of their food-plant, at the same time taking especial care that it was perfectly sound; the leaf was allowed to remain in the jar for a few days; upon examination I found the leaf had not been eaten, so finding they declined the leaves I desisted from giving them any more.—CHARLES HEALY, 74, *Napier Street, Hoxton, N.*; December 17.

*Gelechia Subdecurtella bred.*—I was at Cambridge, a few days ago, when Mr. Brown showed me some small moths which he had bred from *Lythrum Salicaria*: he told me you had had a specimen, and you had written him to say it was *Laverna decorella*; I directly said it was no such thing, but *Gelechia Subdecurtella*. He kindly gave me one of the specimens, which I have compared with my specimens of *G. Subdecurtella*, and they are decidedly the same. I hardly think that *L. decorella* feeds on the same plant: I used to take *decorella* freely when I lived at Kingsbury, and I am sure no *Lythrum* grew near there, but one or two species of *Epilobium* was in some plenty.—F. BOND, 24, *Cavendish Road, St. John's Wood*; Dec. 19.

*An Effect of the late Cold Season.*—In the last week of October I collected larvæ, in various stages of growth, of *Peronea tristana*; most of these changed to pupæ in the course of three weeks, but one or two scarcely half-grown individuals had evidently determined upon hibernating: a short time since I brought the pupæ into a room in which there is a fire almost daily, and to-day the first moth made its appearance: no doubt these pupæ would all have remained till spring had I not forced them. The perfect insect should have been out at the time these larvæ were collected.—R. M'LACHLAN, 1, *Park Road Terrace, Forest Hill*; December 19.

---

*Haggerstone Entomological Society.*—The above Society, having purchased a forty-drawer cabinet, is desirous of forming a collection of insects, and will be thankful to any gentleman who will kindly assist with specimens, especially of northern species. The Society will defray all expenses that may be incurred in postage, &c.—Address, T. HUCKETT, Secretary, 10, *Brownlow Street, Haggerstone*; December 20.

*Haggerstone Entomological Society.*—The second annual supper of the above Society will take place at the Society's rooms on Wednesday, January 23, 1861, at eight o'clock precisely. Mr. H. J. Harding in the chair. Tickets 2s. each, to be had of the Secretary, 10, *Brownlow Street*.

---

#### HOW TO OBTAIN EGGS OF NOCTUÆ.

HAVING succeeded this season in obtaining eggs from several species of Noctuæ, I send you a short account of the plan I adopted, in the hope that it may be useful to some of your readers.

I had before found that confinement in a pill-box was not always so strong an inducement to Noctuæ to commence laying, as it seemed to be to Geometræ and Bombyces, so I determined to give them larger space, and confined the female moths singly, or, in the case of species of which it was difficult to distinguish the sexes without injuring the living insects, I placed three or four moths together in wooden or card-board boxes, five or six inches in diameter and two or three inches deep, substituting gauze for the covers. These boxes I placed out of doors in a sheltered place, and after waiting some days, or in two or three cases as long as four or five weeks, I was generally rewarded by seeing the gauze cover and the sides of the box gradually becoming dotted with eggs.

Of course the ladies who were thus imprisoned during the most interesting period of their lives could not be expected to live through it without some nourishment, and in supplying this I found at first a little difficulty. Though I had seen starving moths suck up drops of water as greedily as a drinker caterpillar that has been kept dry for a day or two, I thought honey would be a more invigorating diet for them; but honey, when smeared on twigs or the sides of their box, is apt to injure them by clogging their legs and wings as well as the under sides of their abdomens; I therefore cut up an old sponge into small bits, and when I have any moths imprisoned I slightly damp one of these bits with water, then saturate it, but not to overflowing, with liquid honey, and fix it with a pin to the side of the box, and from this the moths can extract their food without danger of soiling themselves. When wooden boxes are used

they should be lined with paper for greater convenience in detaching the eggs from it.

The only one of the Deltoides or Pyralides that I have taken in hand is *Hypena crassalis*; out of a number of females some were kept in pill-boxes and some placed out of doors in a glass cylinder, and accommodated with sprigs of whortle-berry stuck in water, and these last laid more than ten times as many eggs as the others.

Q.

---

#### RAY SOCIETY'S PUBLICATIONS.

THE Ray Society is about to issue to its 600 subscribers an important entomological work, viz., 'A Monograph of British Spiders,' by James Blackwall, F.L.S.

We give here some extracts from the preface and introduction to Mr. Blackwall's volume, which we trust will have a tendency to increase the number of entomologists who devote themselves to the Arachnida.

"Since the publication of Dr. Lister's treatise, in 1678; little attention has been bestowed upon the natural history of spiders in this country till within the last thirty years; and we are indebted to almost every advance which has been made in it, during that long interval of time, to the talent and industry of the continental zoologists, particularly those of France, Sweden and Germany.

"Under these circumstances it is hoped that the present imperfect endeavour to supply that desideratum in the Zoology of Great Britain, a history of our indigenous spiders, adapted to the existing state of arachnological science, will be regarded with due consideration for

the numerous and great difficulties by which the undertaking is surrounded.

“Although a large addition has recently been made to the knowledge of our native species of *Araneidea*, yet the subject is far from being exhausted; a wide field still remains to be explored by succeeding arachnologists; and if the present work should tend to promote and facilitate the researches of others in this department of Zoology, one of the most important purposes it is intended to subserve will be accomplished.

“The difference in the number of eyes with which spiders are provided, supplying, as it does, well-marked characters not difficult to be ascertained, has been taken as the most convenient and satisfactory basis of their distribution into tribes. On this principle the three following tribes have been founded, which include all the species hitherto discovered:—

1. Octonoculina; eyes eight.
2. Senoculina; eyes six.
3. Binoculina; eyes two.

“The first tribe, *Octonoculina*, is much the most extensive of the three, comprising numerous genera, which exhibit considerable differences in organization and economy; the second tribe, *Senoculina*, includes ten or eleven genera, species belonging to many of which are found in this kingdom; and the third tribe, *Binoculina*, contains the single genus *Nops*, instituted by Mr. W. S. MacLeay, for the reception of two remarkable species of extra-European spiders. It may be further remarked, that to the families previously established another has been added, namely, the *Ciniflonida*; and that several new genera have been introduced, whose cha-

acters are defined in their appropriate places.

\* \* \* \* \*

“Linnæus and the naturalists of his school have included spiders in the extensive class *Insecta*, having constituted with them the genus *Aranea*, comprised in the order *Aptera*. Subsequently zoologists have removed the *Araneæ* and several nearly allied groups from the apterous insects, and have established with them the class *Arachnida*. Of this class the spiders form the order *Araneidea*, which is divided into tribes, families and genera. A concise summary of the more important facts relating to the organization and economy of these animals, which have been disclosed by the researches of anatomists and physiologists, will serve to elucidate the history of species.

“Spiders, with few exceptions, have a cephalo-thorax, or the head continuous with the chest; but the cephalic may readily be distinguished from the thoracic portion by the presence of the eyes, which are two, six or eight in number; by the falcæ situated in front, and terminated by a pointed fang, which has a gingyloid movement; and by the oral apparatus connected with its inferior surface. Eight legs, of seven joints each, having two or more claws at their extremity, are articulated round the cephalo-thorax.

“All spiders at present known have two, six or eight smooth eyes, which vary much in size and relative position, supplying characters of great importance in the systematic arrangement of species.

“The falcæ, inserted immediately under the anterior margin of the cephalo-thorax, though modified in form, are, for the most part, subconical; and have usually at the extremity of their

inner surface a longitudinal groove provided with sharp teeth on the sides, which receives the fang when in a state of repose. The fang is very hard, curved, acute, and has a small fissure near the point, which emits a colourless fluid secreted by a gland. These instruments are either glabrous, or covered more or less with hairs, and are sometimes armed with sharp corneous points, particularly at the extremity, near the insertion of the fang.

"Spiders belonging to the family *Mysgalidæ* have the falces articulated horizontally, their movement being vertical, the falces of those included in the other families being articulated vertically, or on an inclined plane, and their principal movement lateral, with the exception of a few species whose falces are united.

"The maxillæ and the sternal lip are directed forwards or inclined downwards in all spiders. The former are hairy at the extremity, which is round, obliquely truncated or pointed. Their configuration and their position in relation to the sternal lip, together with the form of the latter, furnish excellent generic characters.

"In much the greater number of spiders the abdomen, attached to the cephalo-thorax by a short pedicle, is enveloped in a soft, continuous skin, covered more or less with hairs; but in some species its covering is of a hard corneous consistency.

"The predominant forms of the abdomen are ovate, cylindrical and subglobose, variously modified; and its figure is still further diversified in some species by fleshy tubercles and corneous spines. On its upper part or back it frequently exhibits divers colours, arranged according to numerous designs, which greatly contribute to the distinction of species."

(To be continued.)

LECTURES AT SWANSEA.—A series of highly interesting and instructive lectures have just been delivered at the Royal Institution. On Monday week Mr. David Williams, F.L.S., one of the curators of the Institution, read his second paper on Entomology, the subject being "Insects injurious to Man," forming a companion paper to one read on the preceding Monday, the subject of which was "Insects beneficial to Man." The chair was occupied by Dr. Nicol; and the theatre of the Institution, in which the lecture was delivered, was crowded. The subject was made very interesting, and gave general satisfaction, the lecturer confining himself to those insects which are injurious to man. At the close of his lecture Mr. Williams suggested the formation of an "Early-Rising Society" for Swansea, to be composed of young men who might feel disposed to band together for the mutual study of Natural History. Swansea, he said, was far behind other towns in this respect; and he threw it out as a suggestion, whether the formation of a Naturalists' Club would not conduce to the intellectual improvement of those who might feel disposed to join it. Dr. Nicol moved a vote of thanks to Mr. Williams for the highly interesting entertainment which he had afforded. Mr. Moggridge seconded the resolution, which was carried by acclamation. Mr. Moggridge stated that, with regard to the formation of a Naturalists' Club for Swansea, if such were done, he would become a member, and would do all he could to assist the undertaking: it might, he said, be made the means of acquiring a vast amount of knowledge, and, by leading young men to study Natural History in the fields, be the medium for much pleasant and healthful recreation. Mr. John Jenkins, F.R.A.S., of Rother-slade, endorsed the suggestion as to the desirability of forming a Club for the study of Natural History: he also stated that the papers which Mr. Williams had read on Entomology reflected credit upon the compiler, and testified to his talent and care in research. The audience accepted the suggestion with a round of

applause, and Mr. Williams briefly returned thanks.—*From 'The Cambrian.'*

**WANTED TO PURCHASE,**  
SECOND-HAND, an ENTOMOLOGICAL CABINET, of the best make, containing about forty drawers.—Address by letter, T. R., 25, Mark Lane.

**SYNONYMIC LIST of BRITISH BUTTERFLIES and MOTHS.**  
By HENRY DOUBLEDAY. This is the only Synonymic List of British Lepidopterous Insects. It contains the names and synonyms of every butterfly and moth discovered in Great Britain up to the date of publication. The arrangement is founded on that of M. Guenée. The great object in printing this most complete and laborious work is to establish a uniform nomenclature, the diversity hitherto existing, both in names and arrangement, being a source of confusion and perplexity to all beginners. Not only is Mr. Doubleday's own collection (the normal collection of British Lepidoptera) arranged and named in accordance with this list, but the Entomological Societies of Oxford and Cambridge adopt it in their 'Accentuated List,' recently published.

Price, printed on both sides, 6*d.*, or 7*d.* post free; or printed in duplicate (one copy for labels and the other for reference), 2*s.* post free.

London: E. Newman, 9, Devonshire Street, Bishopsgate, N.E.

#### Ray Society.

**MR. BLACKWALL'S MONOGRAPH OF BRITISH SPIDERS.**

This volume is now nearly ready for issue to the Subscribers to the Ray Society for the year 1859.

The Subscription List for that year will be closed on the 31st inst.

Those desirous of obtaining Mr. Blackwall's volume should join the Society at once.

The previous volumes can now only be obtained at the *increased* price at which they are being offered to the public.

The Annual Subscription to the Ray Society is One Guinea.

Entomologists desirous of joining the Society should communicate with

H. T. STANTON.

Mountsfield, Lewisham.

Now ready, price 2*s.* 6*d.*,

THE  
**ENTOMOLOGIST'S ANNUAL**  
for 1861.

*With Coloured Plate.*

#### CONTENTS.

##### NEUROPTERA.

Synopsis of the British Phryganidæ.

By Dr. Hagen.

Synopsis of the British Psocidæ. By Dr. Hagen.

Some Suggestions for the successful Pursuit of the Study of the Phryganidæ, with a Description of a new British Species. By R. M'Lachlan.

##### HYMENOPTERA. By Frederick Smith.

Observations on the Effects of the late unfavourable Season on Hymenopterous Insects; Notes on the Economy of certain Species, on the Capture of others of extreme Rarity, and on Species new to the British Fauna.

##### HEMIPTERA. By the Editor.

A List of British Hemiptera.

##### COLEOPTERA. By E. W. Janson, Sec. Ent. Soc.

New British Species noticed in 1860.

##### LEPIDOPTERA.

New British Species in 1860. By the Editor.

Rare British Species captured in 1860.

Observations on British Tineina.

Answers to Enigmas.

Enigmas still unanswered.

New Enigmas for Solution.

Natural History of the Tineina.

Index to the New Lepidoptera in former volumes of the 'Annual.'

Notes on Eupithecia Larvæ. By the Rev. H. H. Crewe, M.A.

##### NEW WORKS ON ENTOMOLOGY.

London: John Van Voorst, 1, Paternoster Row.



# THE ENTOMOLOGIST'S WEEKLY INTELLIGENCER.

No. 222.]

SATURDAY, JANUARY 5, 1861

[PRICE 1d.

## ENERGY.

—

IN the first place it will be important to consider what is *energy*. "Internal or inherent power; the power of operating, whether exerted or not," and the adjective *energetic* is thus defined, "Operating with force, vigour and effect."

Now this will appear, and to a certain extent it is, a natural gift. Some of us are born with more energy than others, and it manifests itself at an early age in childhood. But as probably every energetic person has at some time felt listless, so we should imagine that every listless person has at times felt energetic; and if this be so, we do not see any reason why the least energetic of our readers should despair of improving himself in that respect.

Foster, in his Essay 'On Decision of Character,' has remarked "that an essential principle of the character is, a total incapability of surrendering to indifference or delay the serious determinations of the mind. A strenuous *will* must accompany the conclusions

of thought, and constantly incite the utmost efforts to give them a practical result. The intellect must be invested, if I may so describe it, with a glowing atmosphere of passion, under the influence of which the cold dictates of reason take fire, and spring into active powers."

"Reflect on the persons most remarkably distinguished for this quality. You will perceive, that instead of allowing themselves to sit down delighted after the labour of successful thinking, as if they had completed some great thing, they regard this labour but as a circumstance of preparation. They are not disposed to be content in a region of mere ideas while they ought to be advancing into the field of corresponding realities. You will therefore find them almost uniformly in determined pursuit of some object on which they fix a keen and steady look, never losing sight of it, while they follow it through the confused multitude of other things."

Now our readers who wish to improve themselves in respect of energy cannot do better than reflect on the conduct of all the energetic people

amongst their acquaintance, and they must bear in mind that an energetic character is one in which a strong determination is allowed to operate in action. A will which does not operate will soon lose its power, just as our bodily muscles suffer in vigour by lack of use.

---

THE ENTOMOLOGIST'S WEEKLY INTELLIGENCER may be obtained

WHOLESALE of E. Newman, 9 Devonshire Street, Bishopsgate, and of W. Kent & Co. 51 & 52 Paternoster Row.

RETAIL of James Gardner, 52 High Holborn; H. J. Harding, 1 York Street, Church Street, Shoreditch; A. W. Hockett, 3 East Road, City Road; W. Weatherley, High Street, Peckham; C. J. Cribb, 8 Westbourne Grove, Bayswater; W. Cull, 34 Henry Street East, St. John's Wood.

At Beverley, of John Ward, News Agent, &c. 'Recorder' Office.

At Birmingham, of Robert Burns, 63 Edmond Street.

At Brighton, of John Taylor, News Agent, &c. 86 North Lane.

At Cheltenham, of C. Andrew, 129 High Street.

At Darlington, of M. Simonson, News Agent, Bondgate.

At Hemel Hempstead, of H. Salter Bookseller, &c. High Street.

At Huddersfield, of J. E. Wheatley and Co., Booksellers, 18 New Street,

At Kingston-on-Thames, of W. Bryden, Bookseller, &c. Apple Market.

At Leatherhead, of T. R. Negus, Chemist and Stationer.

At Leeds, of J. Fox, Bookseller, &c. Boundary Terrace, Burley Road.

At Maidstone, of Messrs. Nicholsons, Brothers, Printers, &c. 31 Mill St.

At Middleton, of John Fielding, Bookseller, Wood Street.

At Oldham, of John Holt, Bookseller, 6 George Street.


At Rotherham, of H. Carr, Bookseller, Bridge Street

At Sheffield, of C. K. Jarvis, News Agent, Post Office, Barker's Pool.

At Wakefield, of William Talbot, Crystal Place.

At Worcester, of G. Morgan, Bookseller and News Agent, Little Angel St.; and of J. Pegg, Bookseller and News Agent, 20 Mealcheapen Street.

At York, of Robert Sunter, 23 Stonegate.

 Country Newsvenders who have this paper on sale are requested to send us their names and addresses to be added to the above list.

---

*All communications to be addressed to MR. H. T. STANTON, Mountsfield, Lewisham, near London, S.E. No notice will be taken of anonymous communications.*

---

EXCHANGE.—The charge for lists of duplicates and desiderata remains as before—

	s.	d.
Under half a column . . .	0	6
Above half a column, but under half a page . . .	1	0
Above half a page, but under a page . . . . .	2	0

Correspondents will therefore please enclose stamps for these amounts when they send notices which belong to the heading of "Exchange."

## OBSERVATIONS.

*The Larva of Epunda Lichenea.*—The remarks upon this larva have become somewhat confused, through misread letters. Mr. Dell's observations upon this insect do not entirely accord with mine. I have found the most prolific months to be April and May for full-fed larvæ, but they are taken full fed earlier and later, and, as I informed Mr. Merrin, so late as July. Mr. Dell's remarks are true; but it does not follow that what he knows to be true is all the truth: two negatives do not make one positive. The nights and the days, too, that I take the larvæ on are warm; but by this observation I do not mean to aver that they are not taken on frosty nights; neither do I undertake to say that frosty is better than warm weather for this larva, or *vice versa*.—J. J. READING; Dec. 25, 1860.

## EXCHANGE.

*Exchange.*—I have duplicates of the following, as numbered in the Appendix to the 'Manual,' most of them in good condition, some a little worn:—Nos. 1, 2, 3, 12, 19, 21, 25, 33, 37, 38, 50, 61, 71, 85, 135, 136, 180, 189, 284, 307, 310, 367, 369, 370, 373, 402, 410, 418, 430, 461, 464, 495, 503, 789. Any one desirous of exchanging will please write. My wants are numerous: parties not receiving an answer within one week may consider I am not in want of their insects.—FREDERICK BUCKTON, 6, *Beech Grove Terrace, Leeds*; Dec. 28, 1860.

## A FEW WORDS ON CANNIBALISM.

ONE day in the autumn of 1859, whilst walking through a meadow, I was struck

with the singular appearance of a grass culm, which I saw at a little distance, and on picking it up I found it encrusted, for nearly two inches of its length, with a covering of eggs, beautifully arranged in dense order; how many of them there were I cannot say exactly, but I counted more than a thousand. Of course I guessed that such a numerous brood, destined to eat such a common food as grass, could produce no rarity, still I determined to see what they were; so when the larvæ were hatched I put a number of them into a flower-pot, with a turf: here, as they grew big, they bit and killed one another in a most fratricidal fashion; but at last there remained about a dozen, grown wiser, and perhaps sadder, from the fate of their relations, found that they might all have room and food enough inside their flower-pot without inconveniencing one another: these, in due time, went through all their changes, and emerged this summer as splendid specimens of *Triphana Pronuba*. I was surprised to find this species imitating *Clisiocampa Neustria* in the disposal of its eggs, and not rather scattering them in twos and threes all over the meadow: but in laying such a vast number, it seems only to follow the example of its congeners. A friend of mine had a *Fimbria* at the same time, which laid more than a thousand eggs in a box, and, judging from the number of larvæ one sees when returning from the shallows on wet nights in spring, I should say that *Orbona* must be quite as prolific.

With regard to the *cannibalism* of *Pronuba*, I do not think it fairly deserves the stigma any more than many other Noctuxæ, which will bite one another if kept in too close quarters; at least, I know that *Teniocampa Cruda*, *Stabilis*

and *Gracilis* will all do so; yet this year I have succeeded in bringing two or three dozen of the last-mentioned species to the pupa state, by keeping no more than three or four larvæ together in a flower-pot, and so giving them plenty of room: *Taniocampa Munda* I found to be a most domestic creature,—a dozen or more would spin a common web, and pass the day in it, side by side, most lovingly, at night coming out of it and dispersing to feed.

Before I conclude this note, I will ask any one who has had undoubted proof of the cannibalism of *Crocallis Elinguaria* to publish it; for, as far as the experience of myself and three or four friends goes, it is a very social, harmless creature.

Q.

---

#### UNIFORMITY IN SETTING INSECTS.

---

*To the Editor of the 'Intelligencer.'*

Sir,—I beg to lay before your readers a few remarks on setting insects, which I think surely deserve some attention. There are now so many methods in use for setting them that it would puzzle the head of any one to please all his correspondents. If you send A. a box of insects, immediately he writes, "Sir,—I was disgusted with the fine specimen of *Quercifolia*; you set it with a hedge-stake, No. 5: now I always set mine with No. 8. Again, I always set my specimens on flat boards, with the pin leaning slightly forward; they look so nice compared with yours, which are set upright, on round boards. I threw your specimen on the fire in disgust, as I would not disgrace my other ten specimens of *Quercifolia*."

Of course I thank A. for his advice and resolve to follow his plans in future

to the very letter. Away goes a box to B.; but, alas! another blow up. "Why, Sir, do you use that silly No. 8 pin for the *Quercifolia*? I cannot get hold of the head to put it in my cabinet. I always use Nos. 5 and 3 for the Bombyces, and 8 for Noctuæ; 15 for Geometræ; 10 and 15 for Pyralides and Crambites; and 10 and 19 for Tortrices and Tineæ: pray set your specimens flat, with the pin leaning backwards; no collector will value re-set specimens. As I was at breakfast some of your specimens were at once consigned to the slop-basin,—a hard fate for poor *Quercifolia*."

I was fortunate enough to take a few specimens of *Agrotis Saucia*; so I set them according to the modes of A. and B., with pins Nos. 8 and 5, and sent them to C., D. and E., as well as to A. and B.; but here I was doomed to ridicule. "Well," says C., "I never use No. 5 for such Noctuæ certainly; I do not like No. 5 for *Saucia*; and not only that, but I like my specimens nearly flat, almost as flat as the Continental mode of setting, and I like to see the insects high up on the pins; it keeps mites from attacking them, and as to dust it cannot accumulate when insects are so set. Never set your specimens with the pins leaning, but as upright as you can; and as for your Crambites, I destroyed the whole, as No. 10 pins would never do: pray take more pains in setting your insects."

These are only a few samples of letters on the subject of setting, and all during the past season; the whole of them would make a choice collection of autographs. Now if I receive all this abuse for setting flat, round, upright, and with Nos. 5, 8, 10, 15 and other pins, what is to be said of those who set specimens with common shop-pins, and perhaps with pins leaning

either to the right or left side? I think it time to endeavour to arrive at some regular mode of setting.

I have now before me eight boxes from different correspondents, who are considered to be eminent entomologists, and it is difficult to say which plan is best.

Trusting to hear the remarks of other collectors on the subject,

I remain, Sir,

ONE WHO WISHES TO PLEASE.

#### DIANTHÆCIA CAPSOPHILA.

*To the Editor of the 'Intelligencer.'*

Sir,—In the 'Liverpool Mercury' of yesterday I find the following report of proceedings at a meeting of the Historic Society of Lancashire, held on the 20th inst.:—

"Mr. C. S. Gregson exhibited three cases of Coleoptera from his collection, illustrative of a paper, which he read, on the Geodephaga of the district around Liverpool. He also exhibited *Dianthæcia Capsophila*, Gn., a species new to England; the specimens were captured on the coast of Cumberland.

"Mr. Gregson's paper consisted of an original account of this description of insect."

Mr. Gregson had the day before shown me the specimens in question, obtained by him from collectors at Whitehaven, and they appear to be identical with those in my possession, captured last July in Ireland by Mr. Barrett, but which Mr. Gregson has on several occasions unhesitatingly pronounced to be only *Capsincola*, saying that if I could see any distinction I must never again blame him for species manufacturing; yet no sooner does he become possessed

of a specimen than he hastens to announce it as *Capsophila*.

Now, Sir, I do not object to his becoming a convert to my opinion, that the insect is not *Capsincola*, but I shall be glad to know on what authority he states it to be *Capsophila*, Gn.

Mr. Doubleday has seen Mr. Barrett's specimens, and is unable to say positively what they are, and he informs me that neither the British Museum nor any private collection to which he has access contains a specimen of *Capsophila*; so that I am at a loss to know whence Mr. Gregson has obtained his information, and as I do not suppose he has ever seen an authentic specimen of *Capsophila*, Gn., it seems to me thus hastily, and on totally insufficient grounds, to name an insect, is a most unscientific proceeding.

Further, as the gentleman to whom we are indebted for the discovery of the insect has, as *Mr. Greyson was aware*, considered it proper to postpone any announcement until its correct name was certainly ascertained, I beg to protest, on behalf of an absent friend, against this, as it seems to me, most ungenerous attempt to forestall him.

There is perhaps no entomologist living who would more vehemently resent such a proceeding with regard to his own captures, or who is more jealous of the honour of a first discovery, than Mr. Gregson. What, I ask, would have been his feelings had any forestalled him in the announcement of *Tinea Nigri-foldella*?

However, as the thing is done, perhaps Mr. Gregson will make what amends he can to the entomological world by favouring us, through your columns, with his "original account of this description of insect." As his first

acquaintance with it was, I believe, made last week, when he found it in a collector's box at Whitehaven, any information he can give us as to the appearance and habits of the larvæ, which Guenée states to be unknown to him, will at all events be curious, as well as "original."

Yours, &c.,

EDWIN BIRCHALL.

*Oakfield Villa, Birkenhead;*

*Dec. 22, 1860.*

### JERSEY INSECTS.

*To the Editor of the 'Intelligencer.'*

Sir,—I have some fine specimens of *Deilephila Euphorbiæ*, which were bred this year at Jersey. I showed them to an entomologist, a few days since, and he said they cannot be considered British. Would you be kind enough to inform me whether they are classed with foreign or British insects? The larvæ were found feeding on the sea-spurge at Jersey.

I am, Sir,

Yours, &c.,

G. G.

*Ipswich, Dec. 26, 1860.*

[The insects of the Channel Islands are not considered British. If "G. G." will look at the map he will see that these islands (the remains of the Duchy of Normandy) are on the coast of France. Were we to call the insects from Jersey and Guernsey British, we might equally claim as British insects from Heligoland, Gibraltar, Malta, — nay, from all the British dependencies.

French entomologists consider as French insects those found in Corsica, and we believe even in Algiers: in so doing they miss the proper meaning of the words "French insect."]

### BARTER:

#### GREEDINESS, HYPOCRISY, UNDERHAND-DEALING AND FALSEHOOD.

*To the Editor of the 'Intelligencer.'*

Sir,—At Dr. Wallace's suggestion, I subscribe my own name for that of "Anti-Barter." It was from no fear of being "pulled to pieces" by the Barnes family that I withheld it.

I do not write against "Exchange proper," indeed I could say a word in favour of *quid pro quo*, for many are so constituted that, though willing to effect a fair exchange, they cannot bear to be under an obligation, especially to a stranger. I can fully enter into their feelings, but it is not my purpose to recommend for general use a system which (while straightforward in itself) is in dangerous proximity to that which I have already denounced, and which, in unprincipled hands, too frequently degenerates into Barter, with its attendant vices.

I see that Dr. Wallace considers your leading article of the 15th of December to be applicable to me; but I cannot think that this is quite the case, and for the following reasons:—

*First.* Because it would be rash, not to say fatal, to "the other side" to attempt to defend its vices. I neither expected it to do so, nor did I hope to convert a single confirmed harterer, but simply represented a dark and a fair—a rough and a smooth—side for the choice of the "wavering and incipient," as expressly stated.

*Secondly.* Because your article refers to "terrestrial objects," questions concerning which are determinable by the aid of "the senses," and have nothing in common with questions of morality,

which can only be decided by the light of reason and common sense.

*Thirdly.* Because in the penultimate paragraph two travellers dispute about (or rather give their limited, but so far correct, experience of) the ascent of a hill by *opposite and widely dissimilar* routes, each arguing from the side with which he is acquainted, but ignoring the other side, of which he has no knowledge. "I say that the way up is rough," says one; "And I smooth," says the other. This is precisely the case I desired to impress upon your readers: I wish them to well examine for themselves, as I have done (there is no need for them to break their shins over stones, or to dirt their fingers), and if, after *seeing* both sides, they prefer the rough one, I can only say that I do not envy them their choice. Still I hold that all have a right to an opinion, and inconsistent indeed must be who would advocate *contrary* opinions upon the same subject, side by side; true both *might* be "right," but not at the same time or place: thus a virtue in England may be a vice in China; and Galileo's theory of the earth's rotation, though now considered correct, judged by the best "men of his age," was certainly erroneous.

"Then Galileo chanced to dream the earth went round the sun,  
But soon his errors did recant, and wept for what he'd done;  
For men most learned, good and wise proved quite beyond a doubt,  
That if the earth went rolling round the seas must tumble out."

*Fourthly.* Because there have been no arguments at all in favour of the orthodoxy of Barter, though opportunities of defending itself have over and over again been afforded to it, but disputes, ill feeling and recrimination without end have sprang from this *monster evil* and

its attendant vices, to which I may here add jealousy.

And *fifthly.* Because your own expressed sentiments agree with what I have written.

I must conclude, in the stereotyped way, by remarking that if I shall have turned a single "waverer" from a course which must end in disappointment to himself individually, and in disgrace to entomologists collectively, to a path which will afford him endless pleasure, at the same time that his Science is ennobled thereby,—then truly I shall have accomplished my object.

Yours in hope,

H. G. KNAGGS, M.D.

1, Maldon Place,

Camden Town, N.W.

#### RAY SOCIETY'S PUBLICATIONS.

*Extracts from Mr. Blackwall's Volume on British Spiders.*

(Continued from p. 103.)

"Spiders employ their falcæ to seize, kill and retain the insects that they prey upon, and their maxillæ to masticate them and to express their fluids, which, when mingled with the liquid contents of the stomach, previously propelled into the mouth through the minute pharyngeal aperture, they swallow. Though extremely voracious, they are capable of enduring long abstinence from food, a female *Theridion quadripunctatum* having been known to exist for eighteen months without nutriment in a phial closely corked. When affected by thirst they will drink water freely. Their fæces consist of a white liquid containing oval black particles of a greater degree of consistency.

"When spiders are about to deposit their eggs they usually spin silken cocoons for their reception, which exhibit

much diversity of form, colour and consistency, and are placed in various situations, according to the economy of the species by which they are fabricated. Many spiders abandon their cocoons as soon as they are completed; others manifest great attachment to them, watching over them with the utmost solicitude; and some, connecting them with the spinners by silken lines, or grasping them with the falces and palpi, transport them wherever they move. In numerous instances the eggs are agglutinated together into a compact mass; in others they are united by filaments of silk; and not unfrequently they are entirely free or unconnected. Their figure is either spherical or somewhat elliptical; and their predominant colours are yellowish white, yellow, orange-yellow, brown and pink. Several sets of prolific eggs are frequently laid in succession, an interval of many months occasionally intervening between the extrusion of two consecutive sets, by females which have not associated with males of their species after they have deposited the first set; but eggs produced without sexual intercourse are always sterile. For a knowledge of the various changes which take place in the ova of spiders previously to the extrusion of the young we are indebted to M. Herold, whose highly interesting and important observations may be consulted with advantage by physiologists. The exterior covering of the egg consists of a very delicate membrane, in whose composition no pore or fibre has been perceived. Within this membrane there is a liquid in which several essential parts may be distinguished corresponding to the vitellus, the albumen, and the cicatricula in the eggs of birds.

“On the disengagement of young spiders from the egg, every part is enclosed in a membranous envelope; they are embarrassed in their movements, are unable to spin or to seize their prey, and seem to be indisposed to action. For

the unrestrained exercise of these functions it is requisite that they should extricate themselves from the covering which impedes them; and this operation, or, as it may be termed, their first moult, occurs after a period whose duration is regulated principally by the temperature and moisture of the atmosphere. The moult invariably takes place in the cocoon or general envelope of the eggs, and the young spiders do not quit this common nest till the weather is mild and genial. They then commonly disperse, but the young of some species continue to live together for a considerable time, and in many instances are supplied with sustenance by the mother. On deserting the cocoon the *Lycosæ* attach themselves to the body of the parent, who carries them with her till they are able to provide for themselves.

(To be continued.)

---

**S**YNONYMIC LIST of BRITISH LEPIDOPTERA, for interchange amongst Collectors. Part II. is now ready. Price 1s. 6d. per dozen (post free).

SYNONYMIC LISTS to the end of the Noctuæ, may still be had on application. Price 1s. 3d. per dozen, or 4s. 6d. for 50 (post free).

H. T. STANTON.

Mountsfield, Lewisham, S.E.

---

*Complete in Two Vols., fcp. 8vo, cloth, price 10s.,*

**A** MANUAL of BRITISH BUTTERFLIES and MOTHS. By H. T. STANTON.

This work contains descriptions of nearly 2000 species, interspersed with observations on their peculiarities and times of appearance, &c., and is illustrated with more than 200 woodcuts.

London: John Van Voorst, 1, Paternoster Row.



# THE ENTOMOLOGIST'S WEEKLY INTELLIGENCER.

No. 223.]

SATURDAY, JANUARY 12, 1861

[PRICE 1d.]

## PERSEVERANCE.

PERSEVERANCE is "the act or state of persisting in anything undertaken; continued pursuit or prosecution of any business or enterprise begun."

Can this quality be cultivated? surely it can.

"By perseverance," observes a writer, "is meant a steadfastness in pursuing the same study, and studying and carrying out the same plans from week to week. Some will read or hear of a plan which somebody has pursued with great success, and at once conclude that they will do so. The plan will be adopted without consideration, then talked about as a fine affair, and in a few days thrown aside for something else."

"The man," it has been remarked, "who is perpetually hesitating which of two things he will do first, will do neither. The man who resolves, but suffers his resolution to be changed by the first counter-suggestion of a friend, who fluctuates from opinion to opinion, from plan to plan, and veers like a weathercock to every point of

the compass with every breath of caprice that blows, can never accomplish anything great or useful. Instead of being progressive in anything, he will be at best stationary, and more probably retrograde in all."

Perseverance may be made habitual; and he who fails to persevere may, in like manner, acquire a habit of *not* persevering. Hence, if perseverance be a desirable quality, it is of extreme importance that the *habit of persevering* be acquired and assiduously cultivated.

Why is not perseverance more common? It is felt burdensome and irksome to continue steadily working on at the same pursuit for a lengthened period of time; but a habit of *not persevering* renders this feeling of irksomeness more frequent and even more distressing; it aggravates the complaint. It is analogous to a drunkard persisting in drinking because he has already drunk too much.

Whatever task is undertaken *let it be* accomplished; persist, persevere, and it *will be* accomplished.

Perseverance without quickness will always be found, in the long run, to

surpass quickness without perseverance: it is the old fable of the hare and the tortoise.

THE ENTOMOLOGIST'S WEEKLY INTELLIGENCER may be obtained

WHOLESALE of E. Newman, 9 Devonshire Street, Bishopsgate, and of W. Kent & Co. 51 & 52 Paternoster Row.

RETAIL of James Gardner, 52 High Holborn; H. J. Harding, 1 York Street, Church Street, Shoreditch; A. W. Hockett, 3 East Road, City Road; W. Weatherley, High Street, Peckham; C. J. Cribb, 8 Westbourne Grove, Bayswater; W. Cull, 34 Henry Street East, St. John's Wood.

At Beverley, of John Ward, News Agent, &c. 'Recorder' Office.

At Birmingham, of Robert Burns, 63 Edmond Street.

At Brighton, of John Taylor, News Agent, &c. 86 North Lane.

At Cheltenham, of C. Andrew, 129 High Street.

At Darlington, of M. Simonson, News Agent, Bondgate.

At Hemel Hempstead, of H. Salter, Bookseller, &c. High Street.

At Huddersfield, of J. E. Wheatley and Co., Booksellers, 18 New Street,

At Kingston-on-Thames, of W. Bryden, Bookseller, &c. Apple Market.

At Leatherhead, of T. R. Negus, Chemist and Stationer.

At Leeds, of J. Fox, Bookseller, &c. Boundary Terrace, Burley Road.

At Maidstone, of Messrs. Nicholsons, Brothers, Printers, &c. 31 Mill St.

At Middleton, of John Fielding, Bookseller, Wood Street.

At Oldham, of John Holt, Bookseller, 6 George Street.


At Rotherham, of H. Carr, Bookseller, Bridge Street

At Sheffield, of C. K. Jarvis, News Agent, Post Office, Barker's Pool.

At Wakefield, of William Talbot, Crystal Place.

At Worcester, of G. Morgan, Bookseller and News Agent, Little Angel St.; and of J. Pegg, Bookseller and News Agent, 20 Mealcheapen Street.

At York, of Robert Sunter, 23 Stonegate.

 Country Newsvenders who have this paper on sale are requested to send us their names and addresses to be added to the above list.

*All communications to be addressed to MR. H. T. STANTON, Mountsfield, Lewisham, near London, S.E. No notice will be taken of anonymous communications.*

EXCHANGE.—The charge for lists of duplicates and desiderata remains as before—

	s.	d.
Under half a column . . .	0	6
Above half a column, but under half a page . . .	1	0
Above half a page, but under a page . . . . .	2	0

Correspondents will therefore please enclose stamps for these amounts when they send notices which belong to the heading of "Exchange."

TO CORRESPONDENTS.

A. O.—There is no work with figures of the food-plants and larvæ better than Hübner's work, published in Germany many years ago.

C. G. B.—The cases are those of *Coleophora cæspitiella*; it seems to occur on nearly all sorts of rushes.

## OBSERVATIONS.

*Observations on Bryophila Glandifera.*

—This little creature is as pretty in the imago state as it is strange in the larva state. Any casual observer, who, in the early morn, should see them in vast numbers, eating, as it were, the surface off the stones, would stare; and then, when, as if by common consent, they all at once return to their little homes, formed to hide them from all observers, and composed of a mixture of web, dirt and "frass," his astonishment would probably be increased. The larvæ of this species are hatched in October and November, and hibernate through the winter, hid in holes of walls: they are of a grey colour, dotted with minute black and white spots; the dorsal and spiracular lines white; the head jet-black; the belly of a dark transparent green; the back covered with a few straggling stiff hairs. In February they emerge from their hiding-places, and on a mild morning may be found feeding; but in March they appear much more freely, and after some of the strong March winds they may be found in considerable numbers, blown off from the wall, and creeping about the ground: I have seen great numbers of them destroyed in this way, by falling on to the footpath and being trodden upon. They are likewise the prey of sparrows, who thin their numbers considerably, especially when in the pupa state: I have frequently stood looking on as the sparrows were at their work, flying against the wall, and breaking open their little hiding-places, to pick out their prey; in fact, I think the sparrows the greatest enemies they have. The larvæ are very difficult to rear in confinement, continually walking about, and never secur-

ing to feel contented: I have tried them several times with but very indifferent success; the only way I succeeded was by chipping off pieces of the stone with the stain-like lichen on it, and which I put at intervals into the box with the larvæ, which I kept out of doors, so that the food should not dry up; but even by this method I did not rear many. They generally enter the pupa state in June, but many much later; I have had at one time the fresh imago, pupa and larva. The food-plant grows so flat and close to the stone that it is very difficult to get it off; it looks, to the naked eye, like a stain. They will breed in confinement, as I have seen them several times *in cop.* on the sides of the breeding-cage, but I never thought it worth while to rear them from the ova, as it would try the patience of any one to do so. They mostly emerge in August, but I have had them in July, and last season in the latter part of September. They may be taken pretty freely at sugar. The cocoon is mostly of a tough web and dirt mixed, hid in holes in walls, but sometimes they change to pupa behind their screens: the pupa is of a slender form, and of a light colour. The imago varies very much in colouring, from a dusky marbled brownish grey to white and black and greenish. I took a larva of this species on the 21st of December, 1860, about two-thirds its usual size.—J. S. D.

*Eupithecia Coronata.*—Towards the end of November last I found several small Geometrous larvæ feeding upon the fruit of the bramble, *vulgo* "blackberries;" with the aid of an umbrella and stick I secured more. I fed them with the ripe fruit and also with the withered blossoms: they all pupaized under the earth, and in about a fortnight one emerged in the shape of *Eupithecia*

*coronata*! this was some time during the second week in this month: all the others are still dormant in the pupa state. The larvæ were of a dirty reddish white, with rust-coloured markings, the same as Mr. Harpur Crewe has described in his Monogram on the Larva of the Genus *Eupithecia*, in the 'Annual' for 1861. I may add to this that *Eupithecia Minutata* has been making its appearance from the pupa state since the end of September up to the present time: these are bred from larvæ taken on Hayes Common last August twelve-month!—REV. HENRY BURNEY, *Wavendon Rectory*; Dec. 31, 1860.

---

EXCHANGE.

---

*Acronycta Alni*.—I have a specimen of this rare species to dispose of, and shall be glad to receive offers from any gentleman who is in want of it. I am most in want of Sphinges or Clear-wings. Those who do not hear from me in six or eight days may conclude that their offers are not accepted.—H. THOMSON, 4, *Eastern Terrace, Heworth Moor, near York*.

*Exchange*.—I shall be glad to exchange *M. Cinxia*, *A. Galathea*, *H. Semele* and *P. Corydon* for any of the Clear-wing Moths.—ALFRED OWEN, *Spring Cottage, Ventnor, Isle of Wight*; December 30, 1860.

*Exchange*.—I have very fine specimens of *T. W-album*, *T. Cratagi*, *X. Scolopacina* and *M. Miniata*, and shall be glad to receive offers of good local insects in exchange for them. My wants are among the Noctuæ principally.—JOSEPH WRAGG, 7, *Spring Gardens, Doncaster*; January 1, 1861.

*Exchange*.—I have good specimens of the following, numbered as in the Appendix to the 'Manual':—Nos. 10, 12,

19, 33, 137, 294, 684. My principal wants are butterflies, Hawks and Bombyces. Please write before sending boxes.—THOMAS WOOD, 39, *Bondgate, Darlington*; January 7, 1861.

---

DIANTHÆCIA CAPSOPHILA.

---

To the Editor of the 'Intelligencer.'

Sir,—On seeing Mr. Birchall's letter of the 22nd of December (Int. No. 222), on the subject of Mr. Gregson's claim to the discovery of *Dianthæcia Capsophila*, I notice a slight discrepancy between it and my note in the 'Zoologist' for this month, which I hasten to rectify.

Having distributed specimens of that insect to several entomologists in London and elsewhere, I thought it best to send a short note to the 'Zoologist,' announcing the capture.

In that note I stated rather too positively the name of the species. Mr. Doubleday gave it as his opinion that the insect was *Dianthæcia Capsophila*, but would not say certainly that it was so, as there is not a specimen in the British Museum, and his only knowledge of it was from the description in Gueuée's work, and his memory of the species as he saw it in Continental collections, some years ago. He has kindly promised to forward a specimen to M. Guenée for his decision.

For my own part, I have so much confidence in Mr. Doubleday's knowledge of Lepidoptera that I considered his opinion sufficient to settle the matter, but now think it due both to him and Mr. Birchall to give this explanation.

Yours, &c.,

C. G. BARRETT.

30, *Parkgate Street, Dublin*;

January 5, 1861.

ON THE VARIATION IN THE HUMPS  
AND COLOURING OF LARVÆ.

I HAD made one or two notes of larvæ from which I bred *Selenia Lunaria* and *Eurymene Dolobraria*, but they are not now worth putting forth, since much better descriptions have been lately furnished; still I am inclined to make them a peg on which to hang a few remarks on twig-like larvæ in general.

Seeing that the larvæ are made like twigs, is it wrong to fancy that each species is meant to resemble the twigs of some one sort of tree in particular more than those of any other? Or does the fact that several of these species feed on more than one sort of tree prove that we must not try to see in them anything more than rough imitations of twigs in general?

Whilst I watched my *Dolobraria* feeding on oak, I was pleased to fancy that his colour and figure, together with his trick of bending his body somewhat abruptly, at the swollen 9th segment, made him look exactly like an oak twig; but now I know he would have eaten birch quite as readily, I begin to think I might have been mistaken: and so with *Lunaria*; my larva, beaten from hazel, was of a rusty brown colour, that matched the hazel-twigs exactly, and I fancied that his head and humps looked exactly like the full rounded hazel leaf-buds,—but how would he have looked had I put him upon oak?

The humps of these twig-like species are subject, I know, to variation in size and prominence, being even sometimes quite wanting, but I do not, for one moment, imagine this variation to be caused by — or to accompany — their feeding on smoother or knobbier trees. That their colour does not vary somewhat in accordance with the colour of the stems of their food-plaut, I am not quite so certain; for instance (I may be wrong, but) I should expect to beat a brown or grey *Amphidasis Betularia* from oak, and a green one, with reddish dorsal stripe from willow; and I have taken the grey larva of *Boarmia Rhomboidaria* from hawthorn, and the brown one from elm. Of some other species that vary in colour I am afraid my observations are defective, and, on that account, I do not like to say anything about them: I am free to confess, however, that a black and white chequered *Odontopera Bidentata* is a puzzler!

In fact, I have thrown out these remarks only as a feeler, to see if any better entomologist will make more of the subject than I can; only the worst of it is that our best men know that so much can be said on both sides of every question that, for the most part, they say nothing at all! I should not be greatly surprised were some one to treat my theory, as Dean Swift did another foud fancy, and—*mutatis mutandis*—apply to it his lines—

“As the fool thinks,  
So the bell chinks.”

IGNORAMUS.

## RAY SOCIETY'S PUBLICATIONS.

*Extracts from Mr. Blackwall's Volume on British Spiders.*

(Continued from p. 112.)

“Like animals of the class *Crustacea*, spiders possess the property of reproducing such limbs as have been detached or mutilated, and this curious physiological phenomenon is intimately connected with the renovation of the integument, for legs, palpi and spinners which have been amputated are observed to be restored, and afterwards to have their dimensions enlarged, at the period of moulting only.

“Little appears to have been done for the purpose of determining the longevity of spiders with some approach to accuracy; that of many species evidently does not exceed the brief space of twelve months; others enjoy a more prolonged term of existence; and the life of *Tegenaria civilis* and *Segestria senoculata* has been ascertained to extend through a period of four years.

“Under the guidance of their respective instincts, a high degree of skill and industry is displayed by spiders in the construction of their retreats. Many species occupy holes formed by themselves beneath the surface of the earth, some of which, of a cylindrical shape, are lined with a compact tissue of silk, and have the entrance closed by a valve, provided with a hinge, which can be opened and shut at pleasure. Other species fabricate in the crevices of walls, the crannies of rocks, beneath stones, on the leaves of vegetables, and under the exfoliating bark of trees, tubes, cells or domes of silk, on whose exterior surface soil minute pebbles and other heterogeneous materials are frequently distributed.

*Theridion riparium* fabricates a slender conical tube of silk, of a very slight texture, measuring from one and a half to two and a half inches in length, and about half an inch in diameter at its lower extremity. It is closed above, open below, thickly covered externally with bits of indurated earth, small stones and withered leaves and flowers, which are incorporated with it, and is suspended perpendicularly by lines attached to its sides and apex, in the irregular snare constructed by this species. In the upper part of this singular domicile the female spins several globular cocoons of yellowish white silk, of a slight texture, whose mean diameter is about one-eighth of an inch, in each of which she deposits from twenty to sixty small spherical eggs, of a pale yellowish white colour, not agglutinated together. The young remain with the mother for a long period after quitting the cocoons, and are provided by her with food, which consists chiefly of ants.

“Various spiders run fearlessly on the surface of water, and some even descend into it spontaneously, the time during which they can respire, when immersed, depending upon the quantity of air confined by the circumambient liquid among the hairs with which they are clothed. In this manner *Argyroneta aquatica* is enabled to pursue its prey, to construct its dome-shaped dwelling, and to live habitually in that liquid. There are, however, a few species, of small size, *Neriene longipalpis* and *Savigina frontata*, for example, which, though they do not enter water voluntarily, can support life in it for many days, and that without the external supply of air so essential to the existence of *Argyroneta aquatica* under similar circumstances. It is probable that this property may contribute to their preservation through the winter, when

their hybernacula are liable to be undated.

“For the purpose of securing their prey spiders have recourse to divers expedients. Numerous species run rapidly about in quest of those objects which constitute their food; others, approaching their victims with great circumspection, spring upon them from a distance; some lie concealed in flowers or among leaves, seizing such insects as come within their reach; and many species procure a supply of nutriment by means of complicated snares of their own fabrication. Glossy lines intersecting each other at various angles and in different planes, disposed apparently without any regular plan, compose one kind of snare. Another consists of a thin horizontal sheet of web, having in connexion with it above, and in some instances also below, a number of slender lines arranged as in the preceding snare. A third kind is formed of a compact horizontal sheet of web, with a tube of greater or less dimensions, at or near one of its margins, from which several lines frequently extend along its upper surface to the other margins, where they become attached. A fourth presents the appearance of an irregular web of white or bluish silk, the tortuous filaments of which have been curled and inflected by the *calumistra* before described; in this snare one or two funnel-shaped tubes usually occur. The most elegant snares, however, are those constructed with the appearance of geometrical precision in the form of circular nets. They are composed of an elastic spiral line, thickly studded with minute globules of liquid gum, whose circumvolutions, falling within the same plane, are crossed by radii converging towards a common centre, which is immediately surrounded by several circumvolutions, of a short

spiral line, devoid of viscid globules, forming a station from which the coils may be superintended by their owner without the inconvenience of being entangled in them. As the radii are unadhesive, and possess only a moderate share of elasticity, they must consist of a different material from that of the viscid spiral line, which is elastic in an extraordinary degree. Now, the viscosity of this line may be shown to depend entirely upon the globules, with which it is studded, for if they be removed by careful applications of the finger, a fine glossy filament remains, which is highly elastic, but perfectly unadhesive. As the globules, therefore, and the line on which they are disposed, differ so essentially from each other, and from the radii, it is reasonable to infer that the physical constitution of these several portions of the net must be dissimilar.”

(To be continued.)

---

**SYNONYMIC LIST of BRITISH LEPIDOPTERA**, for interchange amongst Collectors. Part II. is now ready. Price 1s. 6d. per dozen (post free).

**SYNONYMIC LISTS**, to the end of the Noctuæ, may still be had on application. Price 1s. 3d. per dozen, or 4s. 6d. for 50 (post free).

H. T. STANTON.

*Mountsfield, Lewisham, S.E.*

---

*Complete in Two Vols., fcp. 8vo, cloth, price 10s.,*

**A MANUAL of BRITISH BUTTERFLIES and MOTHS.** By H. T. STANTON.

This work contains descriptions of nearly 2000 species, interspersed with observations on their peculiarities and times of appearance, &c., and is illustrated with more than 200 woodcuts.

London: John Van Voorst, 1, Paternoster Row.

*Price 3s.,*

**PRACTICAL HINTS** respecting MOTHS and BUTTERFLIES, with Notices of their Localities; forming a Calendar of Entomological Operations throughout the Year in pursuit of Lepidoptera. By RICHARD SHIELD.

London: John Van Voorst, Paternoster Row.

*Price 3s. 6d.,*

**THE WORLD OF INSECTS;** A Guide to its Wonders. By J. W. DOUGLAS, President of the Entomological Society of London.

London: John Van Voorst, 1, Paternoster Row.

**THE ENTOMOLOGIST'S ANNUAL** for 1855, Second Edition, price 2s. 6d., contains the following information on COLLECTING and PRESERVING LEPIDOPTERA, by H. T. STAINTON:—

1. How to collect Lepidoptera.
2. How to rear Lepidoptera from the pupa or larva state.
3. How to kill Lepidoptera.
4. How to pin Lepidoptera.
5. How to set Lepidoptera.
6. How to arrange Lepidoptera in the Collection.

It also contains NOTES on the COLLECTING and PRESERVING COLEOPTERA, by T. VERNON WOLLASTON:—

1. Suggestions where Coleoptera should be looked for.
2. The apparatus necessary for the collector of Coleoptera.
3. The mode of preparing the specimens when caught.

From it containing this information, this little volume is of great value to all beginners, and some may be incited to greater ardour in the pursuit by reading the "Address to Young Entomologists at Eton, Harrow, Winchester, Rugby, and at all other Schools."

London: John Van Voorst, 1, Paternoster Row.

*Now ready, price 2s. 6d.,*

THE  
**ENTOMOLOGIST'S ANNUAL**  
for 1861.

*With Coloured Plate.*

## CONTENTS.

## NEUROPTERA.

Synopsis of the British Phryganidæ.

By Dr. Hagen.

Synopsis of the British Psocidæ. By Dr. Hagen.

Some Suggestions for the successful Pursuit of the Study of the Phryganidæ, with a Description of a new British Species. By R. M'Lachlan.

## HYMENOPTERA. By Frederick Smith.

Observations on the Effects of the late unfavourable Season on Hymenopterous Insects; Notes on the Economy of certain Species, on the Capture of others of extreme Rarity, and on Species new to the British Fauna.

## HEMPTERA. By the Editor.

A List of British Hemiptera.

## COLEOPTERA. By E. W. Janson, Sec. Ent. Soc.

New British Species noticed in 1860.

## LEPIDOPTERA.

New British Species in 1860. By the Editor.

Rare British Species captured in 1860

Observations on British Tineina.

Answers to Enigmas.

Enigmas still unanswered.

New Enigmas for Solution.

Natural History of the Tineina.

Index to the New Lepidoptera in former volumes of the 'Annual.'

Notes on Eupithecia Larvæ. By the Rev. H. H. Crewe, M.A.

## NEW WORKS ON ENTOMOLOGY.

London: John Van Voorst, 1, Paternoster Row.



# THE ENTOMOLOGIST'S WEEKLY INTELLIGENCER.

No. 224.]

SATURDAY, JANUARY 19, 1861

[PRICE 1*d.*

## IN-DOORS.

THERE is not much to be done in entomological matters out-of-doors just at present, so that those who want to be actively employed in their favourite Science must be content to work in-doors.

But there is no real *lack* of work, as those who are now busy in adding to their knowledge respecting Phryganidæ and Hemiptera are well aware. When one is tired of civilized life now-a-days one takes a trip to the interior of Africa, or ascends the Amazons.

The used-up man of science, sick of the conventionalities of Lepidoptera and Coleoptera, in like manner, solaces himself with turning up some *terra incognita*, and feels both invigorated and enlivened by the process. But surely more might avail themselves of this healthy and seasonable occupation than have hitherto tried it: the pleasure of travelling in a new country is one of a very high order, and he who takes an excursion for a few weeks in some little-explored —*optera*

would perhaps be surprised at the novel and pleasurable sensations he would experience; only he must stop long enough in the new country to learn the language of the natives, so as not to be misled by any erroneous conceptions he may form on his first entry into the new country, when, from ignorance and a want of due appreciation of cause and effect, he is very apt to assign to the natives habits and dispositions which do not really belong to them. A long and careful study will dissipate this class of errors by degrees, and the voyager will then reap the full benefit of his travels.

We began by writing about sitting in-doors, and here we find ourselves travelling in a foreign country; but it is mainly on the principle of anti-thesis that we recommend this pleasant change. At Christmas we enjoy reading descriptions of July weather far more than we do in June or August,—that which is furthest off, and thus presents the greatest contrast, always appearing the most pleasant.

To thoroughly change the current of ideas there is nothing like taking

up a new branch of study; and now that we are obliged to stop in-doors it would be well if some who have worked long and well at one or two favourite orders would devote a few hours per evening to some of the less popular groups of insects.

THE ENTOMOLOGIST'S WEEKLY INTELLIGENCER may be obtained

WHOLESALE of E. Newnan, 9 Devonshire Street, Bishopsgate, and of W. Kent & Co. 51 & 52 Paternoster Row.

RETAIL of James Gardner, 52 High Holborn; H. J. Harding, 1 York Street, Church Street, Shoreditch; A. W. Hockett, 3 East Road, City Road; W. Weatherley, High Street Peckham; C. J. Cribb, 8 Westbourne Grove, Bayswater; W. Cull, 34 Henry Street East, St. John's Wood.

At Beverley, of John Ward, News Agent, &c. 'Recorder' Office.

At Birmingham, of Robert Burns, 63 Edmond Street.

At Brighton, of John Taylor, News Agent, &c. 86 North Lane.

At Cheltenham, of C. Andrew, 129 High Street.

At Darlington, of M. Simonson, News Agent, Bondgate.

At Hemel Hempstead, of H. Salter, Bookseller, &c. High Street.

At Huddersfield, of J. E. Wheatley and Co., Booksellers, 18 New Street,

At Kingston-on-Thames, of W. Bryden, Bookseller, &c. Apple Market.

At Leatherhead, of T. R. Negus, Chemist and Stationer.

At Leeds, of J. Fox, Bookseller, &c. Boundary Terrace, Burley Road.

At Maidstone, of Messrs. Nicholsons, Brothers, Printers, &c. 31 Mill St.

At Middleton, of John Fielding, Bookseller, Wood Street.

At Oldham, of John Holt, Bookseller, 6 George Street.


At Rotherham, of H. Carr, Bookseller, Bridge Street

At Sheffield, of C. K. Jarvis, News Agent, Post Office, Barker's Pool.

At Wakefield, of William Talbot, Crystal Place.

At Worcester, of G. Morgan, Bookseller and News Agent, Little Angel St.; and of J. Pegg, Bookseller and News Agent, 20 Mealcheapen Street.

At York, of Robert Sunter, 23 Stonegate.

 Country Newsvenders who have this paper on sale are requested to send us their names and addresses to be added to the above list.

*All communications to be addressed to MR. H. T. STANTON, Mountsfield, Lewisham, near London, S.E. No notice will be taken of anonymous communications.*

EXCHANGE.—The charge for lists of duplicates and desiderata remains as before—

	s.	d.
Under half a column . . .	0	6
Above half a column, but under half a page . . .	1	0
Above half a page, but under a page . . . . .	2	0

Correspondents will therefore please enclose stamps for these amounts when they send notices which belong to the heading of "Exchange."

CHANGE OF ADDRESS.—After the 17th inst. my address will be as under—EDWARD PARFITT, *Devon and Exeter Institution, Exeter.*

## TO CORRESPONDENTS.



T. L.—We do not feel sufficiently confident about your insect to name it as a new species; it is probably only a curious variety of something.

A. B.—The charge for the advertisement you mention will be from 2s. 6d. to 4s., according to its length.

C. S. G.—Next week, or the week after.

## CAPTURES.



*Ochsenheimeria vacuella*.—It may be of some interest to state that I had the good fortune to take three specimens of this scarce species during the past season. Mr. Douglas also met with it. The first I took was beneath the bark of a willow tree, and the last on the trunk of an oak tree at Leatherhead.—JOHN SCOTT, 13, *Torrington Villas, Lee, S.E.*; *January 9*.

## EXCHANGE.



*Exchange*.—I have duplicates of Nos. 1 to 3, 13, 15, 19 to 21, 25 to 27, 29, 32 to 34, 40, 54, 57, 58, 60 to 62, 66, 71, 73, 74, 76, 78, 85, 87, 91, 114, 118, 126, 136 to 139, 146, 148, 165, 172, 176, 180, 185, 186, 189, 196, 204 to 206, 209, 211, 213, 220, 226, 237, 274, 281, 282, 289, 290, 297, 315, 317, 329, 343, 346, 347, 352, 354, 357, 361, 367, 370, 371, 381, 388, 396, 402, 403, 410, 412 to 415, 428, 440, 441, 444, 451, 461, 464, 473, 476, 478, 483, 484, 488, 623, which I shall be glad to exchange for Nos. 79 to 84, 92 to

94, 96 to 98, 111, 115, 117, 119, 121 to 123, 128, 130, 131, 140, 144, 149, 150, 155, 157, 162, 170, 175, 176, 183, 187, 192, 196 to 202, 207, 210, 212, 218, 221, 222, 227 to 230, 238, 242, 246, 248, 250, 265, 267, 272, 275, 277, 280, 288, 298, 301, 308, 314 to 316, 320, 321, 323, 325 to 327, 331, 335, 339, 344, 345, 349, 353, 365, 377, 385 to 387, 391, 397, 398, 404, 409, 411, 421, 422, 437, 442, 443, 445, 447 to 449, 452, 453, 458, 460, 469, 474, 482, 489, 501, 506, 507, 510, 514, 518, 520, 522, 523, 526 to 528, 532, 533, 535, 536, 539, 543, 544, 546, 547, 549, 550, 552, 553, 555, 557, 559, 560, 564, 566, 568 to 570, 574 to 587, 590, 592, 594, 598, 600, 601, 605, 612, 614 to 616, 618 to 621, 624, 625, 627, 632, 635, 638, 639, 644, 646, 647, 650 to 657, 659 to 676, 678 to 680, 682 to 699, 701, 705, 710 to 714, 717, 719, 720, 722, 724, 728, 730 to 733, 736 to 745, 750, 757, 758, 763 to 768, 770, 771, 774 to 779, 784, 788, 793, 798, 800 to 802, 805 to 809, 811, 815, 818, 820, 826, 828, 829, 832, 835, 837, 838, 840 to 843, 845 to 893. The above numbers are from Stainton's 'Manual.' All applicants will please to write first, stating what they have, and if not answered within fourteen days must infer that I have got supplied.—THOMAS STATHER, *Der- rington Street, Spring Bank, Hull*; *January 9*.

*Exchange*.—I have the following insects for exchange:—

- A. Cardamines (9)
- A. Selene (21)
- A. Euphrosyne (1)
- P. Daplidice (1)
- S. Ægeria (10)
- S. Megæra (2)
- P. Chryseis (1)
- V. Io (4)
- V. Atalanta (2)
- V. Antiopa (1).

Those not hearing from me in a week will please conclude their offers are not accepted, and in no case will I receive

boxes without first writing.—F. A. JESSE, *Gordon House, The Grove, Kentish Town London.*

*Exchange.*—Having the numbers appended to each of the following species more than I want for my own purpose, I shall be glad to exchange them *all* for some of my desiderata.

Blandina (3)	Upsilon (8)
Cardui (12)	Rufina (40)
W-album (1)	Pistacina (46)
Quercus (4)	Vaccinii (46)
Alsus (3)	Ferruginea (16)
Ægon (26)	Protea (6)
Trifolii (8)	Chenopodii (4)
S. Populi (14)	Thalassina (10)
Hectus (6)	Tragopogonis (6)
Æsculi (18)	Nupta (4)
Dispar (14)	Rhomboidaria (4)
Auriflua (12)	Punctulata (16)
Complana (3)	Punctaria (6)
Lacertinaria (4)	Pendularia (10)
Diluta (18)	Remutata (8)
Flavicornis (4)	Piniaria (4)
Megacephala (4)	Munitata (4)
Pallens (12)	Corylata (3)
Augur (14)	Tristata (10)
C-nigrum (4)	Tarsipennalis (3)
Triangulum (4)	Costalis (10)
Brunnea (10)	Flammealis (10)
Gothica (6)	Stratiotalis (8)
Instabilis (8)	Alpinalis (2)
Populeti (3)	Decrepitalis (3)
Stabilis (24)	Pinguis (22)
Munda (4)	Juniperata (about 9 dozen, fine)
Cruda (10)	

Correspondents not hearing from me per third post will please conclude I am not wanting what they offer.—Address, JAMES BRYANT, *care of Housekeeper, 63, Old Broad Street, London, E.C.; January 10.*

---

*To the Editor of the 'Intelligencer.'*

Sir,—I advise the gentleman "who wishes to please" to remember the

fable of the "Old Man and his Ass." I enclose my card, and beg to remain

Yours obediently,

INDEPENDENT.

---

CURIOSITY.

WITHOUT this is no man born. In our infancy, and long before we can rightly understand why it is we do things, it is at work within us. Our whole lives are filled with it, from the cradle to the grave. It is to us what the dog is to the blind beggar: it leads us into the highways and byeways, the streets and alleys, that we may stand and cry "Poor blind man." The piteous story, like a coffin-plate upon his breast, reaches the pocket of the passer-by through his curiosity to learn its contents; then there is the piece of money dropped into the hat, and down goes the hand to *see* of what value it is, and so he wanders on and on, gathering as he goes. Curiosity led the boy to dissect the bellows that he might find out where the wind came from. It leads one traveller to the pyramids, another into the prairie, and a third to hunt up the birth of the world. It is in every blow of the geologist's hammer. It dug up the records of Nineveh: and so, whether we examine ourselves as to our business or turn unto our pleasure, there is to be found the precursor—curiosity. All kinds of ologists have it largely developed; and, to bring the subject to our own particular Science—

Entomology—let me try to excite the curiosity of a few of my readers.

In a former paper on "What there is beneath our Noses," I touched upon the *Elachista*, and showed where they were to be found in their earlier stages. In this paper I shall point to a few others equally interesting.

When the woods are beginning to look green, and have put on the freshness of summer, almost every leaf of every tree and hush begins to be tenanted by larvæ of one kind or other. Some dwell in little pavilions, which days and nights of incessant labour have enabled them to construct, as in the genus *Lithocolletis*. Others trace out strange characters, of which each species writes a language of its own, as in the *Nepticulæ*. Others bear about with them their houses on their backs, and leave evidence of their work in the leaves, in the numerous deserted blotches having a central hole, through which the caterpillar has mined its way between the skins: these are the *Coleophoræ*. The species of each of these genera are very numerous, and, thanks to curiosity, on seeing how far we were left behind in this field by our Continental brethren, we have been induced, within the last few years, to set to work in right good earnest, and recover, as far as possible, the ground we had lost: and I am convinced that every one who has lent himself to the task has been astonished at the success attending his investigations. There seems to be no end of new things turning up, and we are all puzzled to think how they should have escaped us so long.

But, independent of new things, we have yet a wonderful deal to learn in connection with the earlier stages of many of our commonest species of Micro-Lepidoptera. Is *Acentropus niveus* a moth?

or does it belong to the Phryganidæ—genus *Chimarra*? and why should the Phryganidæ not have representatives of the moths in their transformations? Who can say anything as to the whereabouts of the larvæ of the genus *Micropteryx*? are they miners or do they construct cases similar to the *Incurvaria* group? Have *Lampronia*, *Incurvaria*, *Micropteryx* and other genera anything to do with the Tineina, or do they not rather belong to a section of the Bombyces? This is not only my own idea, but that also of a friend, from whom I have learned much. What is our genus *Butalis* going to be reduced to? *Incongruella* is a case-bearer; *Torquatella* a singularly hairy larva, mining the birch leaves. Is *Pancalia Leuwenhæckella* a miner, and is *Latreillella* a distinct species? What do the larvæ of *Coleophora vulnerariæ* and *niveicostella* feed on? Mr. Stainton invariably takes the latter species amongst *Hippocrepis comosa*. Can any one find any trace of the larva on this plant? Who can distinguish between the mine of *Lithocolletis irradiella* and other species mining the oak-leaves? Does the larvæ of the genus *Opostega* mine the leaves of some of the grasses? and is the genus *Opostega* related to the genus *Elachista*? Why are the *Nepticulæ* put at the end of our list? and are they not more nearly related to *Incurvaria* and others? Do the larvæ of *Lithocolletis*, *Elachista*, *Nepticula*, &c., moult as other larvæ with which we are acquainted do, and if so, what becomes of the cast-off skins?

There are many other queries which curiosity leads me to ask for information on, but it is as well only to give out a little at a time; besides this paper is getting lengthy, and I will therefore make a finish, and content myself with

the hope that some one will be induced to reply to a portion of this, and that I shall have the pleasure of returning to the subject again on some future day.

JOHN SCOTT.

13, Torrington Villas, Lee, S.E.;  
January 9, 1861.

RAY SOCIETY'S PUBLICATIONS.

*Extracts from Mr. Blackwall's Volume on  
British Spiders.*

(Continued from p. 119.)

"Dr. Lister supposed that spiders are able to retract the lines they spin within the abdomen, and whoever minutely observes the *Epëira*, when fabricating their snares, will almost be induced to entertain the same opinion. The viscid line produced by these spiders in their transit from one radius to another, is sometimes drawn out to a much greater extent than is necessary to connect the two, yet on approaching the point to which it is to be attached, it appears to re-enter the spinners, till it is reduced to the exact length required. This optical illusion, for such it is, is occasioned by the extreme elasticity of the line, which may be extended greatly by the application of a slight force, and on its removal will contract proportionally. By this property the viscid, spiral line is accommodated to the frequent and rapid changes in distance which take place among the radii when agitated by winds or other disturbing forces, and by it insects, which fly against the snare, are more completely entangled than they otherwise could be without doing extensive injury to its framework.

"Complicated as the processes are by which these symmetrical nets are produced, nevertheless young spiders, acting under the influence of instinctive impulse, display, even in their first attempts to fabricate them, as consummate skill as the most experienced individuals. By contributing to check the too rapid multiplication of insects, from which they chiefly derive their sustenance, spiders perform an important part in the economy of nature. They devour one another also, the weaker falling victims to the more powerful; and as female spiders, with few exceptions, are larger and more vigorous than males, they frequently prey upon the latter, sometimes immediately after they have received their embraces. Their enemies, however, are not limited to those of their own kind; quadrupeds, birds, fishes, reptiles and even insects, destroy them in large numbers.

"Although spiders are not provided with wings, and consequently are incapable of flying, in the strict sense of the word, yet, by the aid of their silken filaments, numerous species, belonging to various genera, are enabled to accomplish distant journeys through the atmosphere. These aerial excursions, which appear to result from an instinctive desire to migrate, are undertaken when the weather is bright and serene, particularly in autumn, both by adult and immature individuals, and are effected in the following manner. After climbing to the summits of different objects, they raise themselves still higher by straightening the limbs; then elevating the abdomen, by bringing it from the usual horizontal position into one almost perpendicular, they emit from the spinners a small quantity of viscid fluid, which is drawn out into fine lines by the ascending cur-

rent occasioned by the rarefaction of the air contiguous to the heated ground. Against these lines the current of rarefied air impinges, till the animals, feeling themselves acted on with sufficient force, quit their hold of the objects on which they stand, and mount aloft.

“Spiders do not always ascend into the atmosphere by a vertical movement, but are observed to sail through it in various directions; and the fact admits of an easy explanation, when the disturbing causes by which that subtle medium is liable to be affected are taken into consideration. A direction parallel to the horizon will be given by a current of air moving in that plane; a perpendicular one, by the ascent of air highly rarefied; and directions intermediate between these two will, in general, depend upon the composition of forces. When the horizontal and vertical currents are equal in force, the line of direction will describe an angle of  $45^{\circ}$  nearly with the plane of the horizon; but when their forces are unequal, the angle formed with that plane will be greater or less as one current or the other predominates.

“The manner in which the lines are carried out from the spinners by a current of air appears to be this. As a preparatory measure, the spinning mammulæ are brought into close contact, and viscid matter is emitted from the papillæ; they are then separated by a lateral motion, which extends the viscid matter into fine filaments connecting the papillæ; on these filaments the current impinges, drawing them out to a length which is regulated by the will of the animal, and on the mammulæ being again brought together the filaments coalesce and form a compound line.

“Many intelligent naturalists entertain the opinion that spiders can forcibly

propel or dart out lines from the spinners; but when placed on twigs set upright in glass vessels with perpendicular sides, containing a quantity of water sufficient to immerse their bases completely, all the efforts they make to effect an escape prove unavailing in a still atmosphere. However, should the individuals thus insulated be exposed to a current of air, either naturally or artificially produced, they immediately turn the abdomen in the direction of the breeze, and emit from their spinners a little viscid secretion, which being carried out in a line by the current becomes connected with some object in the vicinity, and affords them the means of regaining their liberty. If due precaution be used in conducting this experiment, it plainly demonstrates that spiders are utterly incapable of darting lines from their spinners, as they cannot possibly escape from their confinement on the twigs in situations where the air is undisturbed, but in the agitated atmosphere of an inhabited room they accomplish their object without difficulty. Similar means are frequently employed by spiders in their natural haunts for the purposes of changing their situation and fixing the foundation of their snares.

“The webs named gossamer are composed of lines spun by spiders, which, on being brought into contact by the mechanical action of gentle airs, adhere together, till by continual additions they are accumulated into irregular white flakes and masses of considerable magnitude. Occasionally spiders may be found on gossamer webs, after an ascending current of rarefied air has separated them from the objects to which they were attached and has raised them into the atmosphere; but as they never make use of them intentionally in the performance

of their aëronautic expeditions, it must always be regarded as a fortuitous circumstance.

“M. Bon, a Frenchman, and M. Tremeyer, a Spaniard, have succeeded in fabricating stockings, gloves, purses and other articles, of the silk produced by spiders, but the great voracity of these animals, and the difficulty experienced in providing them with food, have hitherto prevented this material from being made available for manufacturing purposes on an extensive scale.”

---

### British Birds and Eggs.

---

**A** GENTLEMAN wishes to dispose of or exchange the following Eggs or Birds of complete authenticity. Skins of Birds taken with the Eggs, some of which were stuffed by a Universal Exhibition Medalist, at prices such as are usually charged by London Preservers for Stuffing alone.

Eagle Owl 30s.; Crane 34s.; stuffed, adult. 200 others in proportion.

Eggs.—Chough 6s.; Nutcracker 18s.; Hoopoe 1s. 4d.; Goshawk 2s.; C. Buzzard, Brit., 1s. 6d.; Spotted Eagle 10s.; Whitetailed Eagle 6s.; British Crossbills 3s. 6d.; Crane 6s.; Little Bustard, 4s.; Blackwinged Stilt 4s.; Great Sedge Warbler 8d.; British Peregrines 8s.

The above taken by Amateurs, and a List of Birds and Eggs (200) can be sent on receipt of two stamps for post.

Address, OOLOGICUS, 13, Hova Villas, Brighton.

---

*Complete in Two Vols., fcp. 8vo, cloth, price 10s.,*

**A** MANUAL of BRITISH BUTTERFLIES and MOTHS. By H. T. STANTON.

This work contains descriptions of nearly 2000 species, interspersed with observations on their peculiarities and times of appearance, &c., and is illustrated with more than 200 woodcuts.

London: John Van Voorst, 1, Paternoster Row.

*Now ready, price 2s. 6d.,*

THE

## ENTOMOLOGIST'S ANNUAL for 1861.

*With Coloured Plate.*

---

CONTENTS.

### NEUROPTERA.

Synopsis of the British Phryganidæ.

By Dr. Hagen.

Synopsis of the British Psocidæ. By Dr. Hagen.

Some Suggestions for the successful Pursuit of the Study of the Phryganidæ, with a Description of a new British Species. By R. M'Lachlan.

### HYMENOPTERA. By Frederick Smith.

Observations on the Effects of the late unfavourable Season on Hymenopterous Insects; Notes on the Economy of certain Species, on the Capture of others of extreme Rarity, and on Species new to the British Fauna.

### HEMIPTERA. By the Editor.

A List of British Hemiptera.

### COLEOPTERA. By E. W. Janson, Sec. Ent. Soc.

New British Species noticed in 1860.

### LEPIDOPTERA.

New British Species in 1860. By the Editor.

Rare British Species captured in 1860

Observations on British Tineina.

Answers to Enigmas.

Enigmas still unanswered.

New Enigmas for Solution.

Natural History of the Tineina.

Index to the New Lepidoptera in former volumes of the 'Annual.'

Notes on Eupithecia Larvæ. By the Rev. H. H. Crewe, M.A.

### NEW WORKS ON ENTOMOLOGY.

London: John Van Voorst, 1, Paternoster Row.



# THE ENTOMOLOGIST'S WEEKLY INTELLIGENCER.

No. 225.]

SATURDAY, JANUARY 26, 1861

[PRICE 1d.]

## THE ENTOMOLOGICAL SOCIETY.

Two years ago we called the attention of our readers to the then prospective Anniversary Meeting of the Entomological Society of London. We remarked that "many of the Members never attended the Anniversary Meetings," though to us the reason for their not doing so was not apparent.

We then stated what was the precise nature of an Anniversary Meeting, and to those who are uninformed on such matters we would refer to our former observations (Int. v. 129).

The Meeting of Monday next has a peculiar and somewhat melancholy interest — it is the last Anniversary Meeting that will take place in Bedford Row: never again shall we hear the Presidential Address in that room.

Notice to quit has been duly served, and the Entomological Society will be a moving body at Midsummer. Whether its stay in its next domicile will be of equal duration with its residence in Bedford Row we cannot foresee. Much will probably depend on

the rapidity of its growth and increase.

Each time that Paterfamilias enlarges his house he fancies he does so for the last time, and though no doubt each removal of a learned Society is looked on at the time as a final one, finality is a word that has no real terrestrial existence. One change may be more final than another, but finality absolute never is and never can be attained.

The changes that have taken place within the Entomological Society in the last ten years have been very considerable. Many of the older habitual attendants have been removed by death — Spence, Stephens, Yarrell, &c., whilst the junior Members of the Society have increased considerably in number; so that we fancy the average age of the present attending Members would be considerably less than it was ten years ago.

The vast increase to the Library by the presentation of the entomological works belonging to the late Dr. Bromfield, and the many valuable books purchased with the proceeds of the sale of the Exotic Collections have

given a tremendous augmentation to the value of Membership; and such a library of reference is no slight boon to the earnest student, and we trust the number of earnest students is on the increase.

THE ENTOMOLOGIST'S WEEKLY INTELLIGENCER may be obtained

WHOLESALE of E. Newnan, 9 Devonshire Street, Bishopsgate, and of W. Kent & Co. 51 & 52 Paternoster Row.

RETAIL of James Gardner, 52 High Holborn; H. J. Harding, 1 York Street, Church Street, Shoreditch; A. W. Hockett, 3 East Road, City Road; W. Weatherley, High Street, Peckham; C. J. Cribb, 8 Westbourne Grove, Bayswater; W. Cull, 34 Henry Street East, St. John's Wood.

At Beverley, of John Ward, News Agent, &c. 'Recorder' Office.

At Birmingham, of Robert Burns, 63 Edmond Street.

At Brighton, of John Taylor, News Agent, &c. 86 North Lane.

At Cheltenham, of C. Andrew, 129 High Street.

At Darlington, of M. Simonson, News Agent, Bondgate.

At Hemel Hempstead, of H. Salter, Bookseller, &c. High Street.

At Huddersfield, of J. E. Wheatley and Co., Booksellers, 18 New Street,

At Kingston-on-Thames, of W. Bryden, Bookseller, &c. Apple Market.

At Leatherhead, of T. R. Negus, Chemist and Stationer.

At Leeds, of J. Fox, Bookseller, &c. Boundary Terrace, Burley Road.

At Maidstone, of Messrs. Nicholsons, Brothers, Printers, &c. 31 Mill St.

At Middleton, of John Fielding, Bookseller, Wood Street.

At Oldham, of John Holt, Bookseller, 6 George Street.

At Rotherham, of H. Carr, Bookseller, Bridge Street

At Sheffield, of C. K. Jarvis, News Agent, Post Office, Barker's Pool.

At Wakefield, of William Talbot, Crystal Place.

At Worcester, of G. Morgan, Bookseller and News Agent, Little Angel St.;

and of J. Pegg, Bookseller and News Agent, 20 Mealcheapen Street.  
At York, of Robert Sunter, 23 Stonegate.

Country Newsvenders who have this paper on sale are requested to send us their names and addresses to be added to the above list.

All communications to be addressed to MR. H. T. STANTON, Mountsfield, Lewisham, near London, S.E. No notice will be taken of anonymous communications.

EXCHANGE.—The charge for lists of duplicates and desiderata remains as before—

	s.	d.
Under half a column . . .	0	6
Above half a column, but under half a page . . .	1	0
Above half a page, but under a page . . . . .	2	0

Correspondents will therefore please enclose stamps for these amounts when they send notices which belong to the heading of "Exchange."

#### TO CORRESPONDENTS.

Y. D.—"Raking" is a peculiar mode of obtaining insects, practised on the loose sand-hills of the coast by some of the Lancashire collectors; there is no good published definition of the term.

A. D. T.—Quite agreeable to help you.

No. 1. *Balaninus villosus*.

„ 2. *Cionus Thapsus*.

„ 3. *Cryptocephalus ninthus*.

The dark varieties would be acceptable.

E. C. B.—From thirty to forty drawers will be required. Cork is better than felt. Four specimens are necessary if the species are variable. We cannot quote a price for a cabinet, nor recommend you where to go: cabinets for sale are sometimes advertised in our columns.

## CAPTURES.

## LEPIDOPTERA.

*A new Noctua.*—It will perhaps be interesting to you and your numerous readers to hear that another *Noctua* has occurred near Manchester, which is new to this country. It has been in my possession the last three or four weeks, having been sent to me for my inspection by the fortunate captor, Mr. Thomas West, of Openshaw, near Manchester, who took it on the 15th of August, 1858, on the bank of the Leeds and Liverpool Canal, near Chorley: he was not collecting, and having neither pin nor box with him he begged a pin of a passer-by (a Mr. Fox); having secured it he took it to an entomologist, Mr. Henry Scott, and, being unable to ascertain its name, he took it alive the same day to two other entomologists residing seven miles off, but with no better success. The several members of his family and upwards of twenty persons saw it alive shortly after its capture. I consider it proper to mention the foregoing particulars in corroboration of the fact. It is a noble insect, and appears to be closely allied to the *Catocala* family: it is in extent and size about equal to *C. Sponsa*; f. w. white, irrorated with black, a black dot at the base; i. l. black, sinuous, reaching from the costa fully to the inner margin obliquely from the thorax; the orb. st. represented by a black dot; the ren. st. distinct, the outlines proceeding downwards to the inner margin, forming two waved pale grey bands unconnected with the costa; el. l. black, edged with white, sinuous, running up from the inner margin, but not reaching the costa; a semicircular black line edged with white enclosing a pale grey and fulvous patch, almost forming a circular spot at the apex; thorax and abdomen white, irrorated with grey; h. w. pure white, margin very deeply denticulated, and

two black streaks near the anal angle.—ABRAHAM EDMUNDS, *The Tything, Worcester*; Jan. 10, 1861.

*Captures at Perth in 1860.*—Perhaps a few particulars of our most notable captures at Perth for the season of 1860 may be interesting to your readers. In the first place, we have turned up a moth which I suppose has never been taken so far north before—namely, *Deilephila Galii*, of which fifteen larvæ were taken in the autumn of 1859, upon *Galium verum*, near Perth and Auchtermuchty. Of the fifteen “serpents” (as they were impiously termed by some rustics who fell foul of some) some perished in the act of changing, and some—“horribile dictu”—fell victims to the jaws of mice, —“sic perit gloria” *Galii*; but five were successfully reared by one collector (Mr. Lamb), one of which now graces my cabinet. I believe *D. Galii* has been taken as far north before as Edinburgh. *A. Atropos* also turned up at Moncrieff, and *S. Convoluti* at Scoue. I reared some specimens of *Eupithecia tenuiata* from larvæ obtained in the catkins of sallows in May: this is a new locality, I think, for this local little moth. My address from November to April is—F. B. W. WHITE, *Mrs. Jamieson's*, 18, *Nelson Street, Edinburgh*, and for the rest of the year as formerly, at Perth.

## OBSERVATIONS.

*Lasioeampa Rubi forced.*—In September I obtained larvæ of *L. Rubi*, which I wished to force; I therefore placed them at some distance from the kitchen range in a box with a little sand in the bottom. All went on quite well till after the 1st of December, on which day one began to spin, since which all the others have died, and this day it emerged, a female.—Y. DUER, *Ravensbourne Park, Lewisham, S.E.*; Jan. 17.

*Eupithecia coronata*.—A few days ago I was much interested in reading Mr. Burney's account of the unseasonable freaks of his *Eupithecia coronata*. Having taken a few larvæ myself this autumn, and reared a small brood from eggs on flowers of *Clematis vitalba*, I thought it just possible that the pupæ at Drayton-Beauchamp might, like their brethren at Wavendon, be moved to put in a Christmas appearance. I therefore took a peep into the box, and was, as they say in Suffolk, "wholly stammed" to see three recently defunct moths. They were as large in size and as fresh and bright in colour as any bred specimeus I have ever seen. My pupæ are kept in a very cold and rather damp room without a fire.—REV. H. HARPUR CREWE, *Drayton-Beauchamp, near Tring; Jan. 17.*

---

#### CHIMARRA VERSUS ACENTROPUS.

---

IN the 'Intelligencer' for this week Mr. Scott asks, "Is *Acentropus niveus* a moth? or does it belong to the Phryganidæ—genus *Chimarra*?" I did not intend at present to have broached this subject; but having heard another friend, whose opinion I always value highly, express the same suspicions, it behoves me to dispel so erroneous an idea. Except perhaps a *prima facie* resemblance in form, there are no affinities whatever between them: I will endeavour to make this apparent, and to this end will give the characters of the two genera from personal observation, compared with the writings of Messrs. Westwood and Curtis.

CHIMARRA.—*Maxillary palpi* in both sexes with five joints; first joint short and concealed; second and third long; fourth one-third the length of the second and third; terminal joint bent under

and inwards, three times as long as the fourth, thinner and somewhat tapering. *Labial palpi* three-jointed. *Legs*: anterior tibiæ with two short spurs (none in the female, according to Dr. Hagen); middle and posterior tibiæ each with four long spurs. *Wings* rounded at the apex; veins strong, all springing from near the base, with several forks in the middle. Clothing hairy.

ACENTROPUS. *Male*.—Before proceeding with this description I will mention that there is some doubt as to whether the conspicuous palpi are maxillary or labial, Mr. Westwood holding the latter opinion, and Mr. Curtis and others the former: I am not in a position to say which is correct, but, for the sake of convenience, will consider Mr. Curtis's opinion as being so. *Maxillary palpi* drooping, three-jointed; the basal joint very short; the two others of nearly equal length, densely clothed with scales; terminal joint blunt. *Labial palpi* almost obsolete, consisting only of slight tubercles. *Thorax* with a tuft of scales on each side, in the form of tippets. *Wings* acute; venation consisting of an elongated cell, extending from the base to beyond the middle, from which numerous veins extend to the margins, all directed towards the apex of the wing. Clothing scale-like. All the legs entirely without spurs.

*Female*.—All the *palpi* rudimentary, appearing only as little projections on the under side of the head. *Legs* without spurs. *Wings* usually (?) larger and broader than in the male, venation more delicate, but of the same nature; and this brings me to the only character which is apparently common to both *Chimarra* and *Acentropus*, viz. that in both genera there is a semi-apterous form of the female, in which the wings are quite rudimentary.

This appears to have been quite overlooked by Dr. Hagen, though the fact was mentioned by Mr. Curtis years since, at a meeting of the Entomological Society, as far as regards *Acentropus*.

I think that, after the characters above cited are duly considered, no one can possibly think of uniting *Chimarra* with *Acentropus*.

With due deference to Mr. Westwood and others, I think that in our present state of knowledge as regards the preparatory states of *Acentropus*, there are no more urgent reasons for its location with the Lepidoptera than with the Trichoptera; even supposing that the visible palpi in the male are labial, why should there not be a group of Trichoptera with preponderating labial palpi. The anomalous form of the palpi in the females is as contrary to rule in the one as in the other, and the extremity of the abdomen is adorned with quite Trichopteriform anal appendages, and the want of tibial spurs is as much at variance with the rule in Lepidoptera as in Trichoptera. In short, until other more decisive characters are discovered, I think that we can do no harm in placing it among the *Trichoptera*, division *Heteropalpi*, and near *Sericostomida*.

I must apologize for the length of these notes. I had intended that they should appear in another form, but as at present there seems no chance of becoming fully acquainted with the habits of the larva, &c., of *Acentropus*, I think it best to circulate them by the medium of the 'Intelligencer,' hoping that some one will pay particular attention to the earlier states in the coming season, and follow up the clue already obtained by Mr. Brown, of Burton-on-Trent.

R. M'LACHLAN.

Forest Hill, Jan. 19, 1861.

#### DIANTHŒCIA CAPSOPHILA.

A REPLY TO MR. BIRCHALL'S REMARKS  
(INT. No. 222, p. 109).

"He that filches from me my good name,  
Robs me of that which not enriches him,  
And makes me poor indeed."

To the Editor of the 'Intelligencer.'

Sir,—Thus wrote our greatest moralist, when pseudo-scientific entomologists were not. How some of the men of the present day write may be seen at p. 109 of the 'Intelligencer,' where Mr. Birchall, professing to quote from the 'Liverpool Mercury' of December 21st, says—

"Mr. C. S. Gregson exhibited three cases of Coleoptera from his collection, illustrative of a paper, which he read, on the Geodephaga of the district around Liverpool.

"He also exhibited *Dianthæcia Capsophila*, Gn., a species new to England; the specimens were captured on the coast of Cumberland."

When he ought to have said, "The specimens were captured by J. T. Tiltman, Esq., and W. Nicholson, Esq., of Whitehaven, on the coast of Cumberland." But by suppressing the names of the gentlemen, which appeared in the 'Mercury,' as having captured them, he wilfully places me in the unenviable position of having appropriated to myself the honour of the capture, when he knew well, as one of his paragraphs shows, how scrupulous I am that every man has the full honours he wins.

In the next quotation he, by the omission of one little letter (*s*), takes away its whole meaning, and makes it appear to apply to *D. Capsophila*, when he knew full well that by leaving the word as it appeared in the 'Mercury'—"insects," not "insect," as he twice puts it—that it

applied only to my little paper on the *Geodephaga*.

Next he says I showed him the specimens in question. I only name this to show the value of *his* opinion, which, further on, he seems to have no objection to my holding: one half of those he first picked out of the wonderful series I showed him were not *Capsophila*, and the fifth specimen he touched he confessed he had no idea what it was; the sixth he moved was returned to its place as a poser, and he made out one as *Carpophaga*. So much for Mr. Birchall's opinion and my conversion.

Again, he says I have on several occasions pronounced Mr. Barrett's insect *Capsincola*, when he knows full well I never but once saw any of his specimens, and they were two poor specimens which Mr. Greening had already called "*Poor Capsincola*," and upon being shown which in a dark office, with the gas burning in the day time, I pronounced to be *very near their proper place as they stood* (there being two fine bred *Capsincola* next to them in the box), whatever they were, but my opinion was they were only poor *Capsincola*, and not only gave the insect the benefit of the doubt, but absolutely sketched the abdomen of a female *Capsincola* for Mr. Birchall's guidance, and recommended him to write to his friend to send him a female, if possible. Up to this time Mr. N. Cooke was the only person who had a different opinion to Mr. Greening and me; and I feel quite satisfied, from Mr. Birchall's communication, that *he has not now, and will not have, any opinion at all* as to what it is until some one *tells him*, and it seems equally certain that the friend to whom he sent good specimens is also without any fixed opinion as to what it is yet, if we are to take Mr. Birchall's word for it.

The same remarks evidently apply to its discoverer in Ireland.

Such being the case, I hold I was quite at liberty to exhibit my specimens where I liked, and to try to do what all these gentlemen had failed to accomplish, and possessing like them M. Guenée's own book, I pronounce it my authority for the name of *Capsophila*—given by me to my friends' insects; surely I am at liberty to use it, and if I succeed in mastering what they fail in, "small blame to me," as Paddy said. I never heard of any doubt Mr. Birchall or his friends had about its being *Capsophila*, Gn., until I read it in a letter from Mr. Birchall, dated December 23, 1860, replied to by me on the same date from Southport. Hence I was not aware that the announcement was kept back until its correct name was ascertained. If, however, they had any reasons such as assigned, is it to be expected that I should sacrifice *my* friends, to whom I am under very great obligations for their liberality in placing all their specimens in my hands to be worked out, to *his* friend, whom I do not know, and never before heard of?

Mr. Birchall is right when he says I am jealous of a first discovery: I am jealous of such, and not without reason; I am also jealous of my friends' honour, and will never let them be forestalled if I can prevent it, neither will I be a party to their forestalling others unfairly; but if they or I, or both combined, can work out a question whilst other people are "doubting, fearing," let them look to their laurels; I am no laggard, neither will I allow any one to quote just so much as will suit his purpose from a newspaper, and to get off scot free, as he steals "my good name" either privately *in letters*, or by implication in published

articles. As to any forestalling me, *let them if they can*: if they do I shall say they are sharp chaps, and deserve all they get. Little fear of Mr. Birchall doing so.

And now I come to Mr. Birchall's last paragraph, in which he says, "the thing is done," and again misapplies a quotation—the said quotation being, as I observed before, applicable to my paper on the Geodephaga, and not "an original account of this description of insect," or bearing upon my exhibition of *D. Capsophila*, and requesting me to make what amends I can to the "entomological world" (Messrs. Birchall and Co., Ireland?). Of a truth it has come to a fine pass when *waspish writers* call upon disinterested naturalists to do the entomological world justice for bringing an interesting fact before them without leave from the "Co.," and people may well say, "Gregson is case-hardened, or he would never write another line."

However, as I know it will please some of my friends to hear what I think and know about this species, though I question if it will please Mr. Birchall, I will jot down a few observations upon it, and leave your readers to judge by the results whether my conclusions were unscientific or not.

When I heard this was a distinct species I began to study how I might find it in England: I drew a line from Dublin to Conway, and from thence to West Cumberland and back to North Lancashire, concluding it would surely have this range. I then ascertained what *Silenes* and allied plants grew at Howth; I suspected, as a *Dianthæcia*, it would most probably be attached to this family of plants. I knew *S. maritima* and *S. nana* were common around Conway, and I knew the *Dianthæcia* were al-

ready well represented at Workington and Harrington, in Cumberland, but hoped to find plenty of *S. inflata* or *S. maritima* around Morecambe Bay, to save me the very long journey. These things thought and done, I took train fifty-five miles to Morecambe Bay, on a cold day in December; I traversed the coast west to Sunderland; *won't do!* Tried back east to Wharton Crag; *no use!* Slept at Morecambe; thence to Whitehaven, about seventy miles; stayed in the town until train time to Maryport; looked up the collectors there: my eyes had been on the shore and railway banks all the way. Same afternoon walked to Cockermouth; looked over part of what had been done by my friends there in 1860; slept at the inn. Before daylight was in the train for Workington; no luck there; and at ten started back by train to Whitehaven; spent a day there, which even Mr. Birchall's ill-tempered letter will not make me regret; left my kind friends at 5 P. M., and reached home at 12 same night. Part of the result of that journey is before your readers in Mr. Birchall's letter, and another part of it will probably appear in your pages shortly: in the mean time I "keep my powder dry," but may say from observations made on this journey that I believe this species will be found to feed upon *Silene maritima* or upon Ragged Robin, perhaps on both, and have no doubt its larva will soon be known to Englishmen, if it is not to M. Guénéé. The insect flies in *June* over *Silene* flowers, at dusk, and if I go to look for its larva I shall examine the seed-heads first, then the under sides of the lower leaves of this family of plants.

In conclusion, I beg to say I think I have cleared myself from the undeserved imputations Mr. Birchall has heaped

upon me, refuted his incorrect assertions, shown that he had no opinion of his own to which I could be converted, and answered his questions and his appeal to his entire satisfaction; and I do hope that his ungentlemanly letter will act as a warning to others to be careful when they ascribe motives to their friends which could never enter the brain of men

"Whose minds do always rise  
Above the value of their flies,"

and never, under any circumstances, misquote newspaper reports for the sake of obtaining a temporary triumph over their fellow-labourers; for depend upon it if they do they will lose the respect of all good men.


Legitimate discussion will elevate both disputants, but pulling your friends down will never raise you one step up the ladder of Science.

Faithfully yours,  
C. S. GREGSON.

*Spring Hill, Stanley;*  
Jan. 10, 1861.

### How to cure Grease in Lepidoptera.

NO. 225 of the 'ZOOLOGIST' contains Dr. WALLACE'S DETAILED INSTRUCTIONS of his successful Method of permanently curing Grease in Lepidoptera.

 Please ask for the February Number: it will be published on Thursday next. Price One Shilling.

London: John Van Voorst, 1, Paternoster Row.

Price 3s.,

**PRACTICAL HINTS** respecting MOTHS and BUTTERFLIES, with Notices of their Localities; forming a Calendar of Entomological Operations throughout the Year in pursuit of Lepidoptera. By RICHARD SHIELD.

London: John Van Voorst, Paternoster Row.

### To Entomologists.

W. FARREN, at the urgent wish of many of his best friends, begs to announce that he will COLLECT INSECTS, during the coming Season (BY SUBSCRIPTION) in the NEW FOREST, ISLE OF WIGHT, ISLE OF PORTLAND, &c. He will commence as soon as practicable, and terminate his engagement at the end of October.

W. F. has collected in the above localities during two seasons, viz. 1858 and 1859; in 1858 he collected for Subscribers, and gave perfect satisfaction, having captured many of the greatest rarities.

W. F. will collect *Lepidoptera*, *Coleoptera*, *Hemiptera*, *Diptera*, and any other Order wished for by any of his Subscribers. Shares will be One Guinea each. One or more Shares may be taken for *Lepidoptera* and *Coleoptera*, but he will take only a few Subscribers for the other Orders.

Any gentleman wishing to subscribe to the above, will please to send their names and subscriptions, stating which Order they wish to subscribe for, as early as possible before the 25th of March next, as the number of Subscribers is limited.

References are kindly permitted to—

C. C. BABINGTON, Esq., M.A., F.R.S., F.L.S., F.G.S., &c., St. John's College, Cambridge.

J. W. DUNNING, Esq., B.A., F.C.P.S., M.E.S.L., Fellow of Trinity College, Cambridge, 1, Field Court, Gray's Inn, London.

A. F. SEALY, Esq., M.A., F.C.P.S., M.E.S.L., 70, Trumpington Street, Cambridge.

F. BOND, Esq., F.L.S., &c., 24, Cavendish Road, St. John's Wood, London.

1, *Rose Crescent, Cambridge,*  
January 16th, 1861.

PS. Mr. T. BROWN, 13, King's Parade, Cambridge, has kindly consented to assist in sharing out the Insects, the whole of which will be divided at the end of the Season.



# THE ENTOMOLOGIST'S WEEKLY INTELLIGENCER.

No. 226.]

SATURDAY, FEBRUARY 2, 1861.

[PRICE 1d.]

## ENTOZOA.

In another column will be found some notice of Mr. Lubbock's observations (which have recently appeared in a detailed form in the 'Natural-History Review') on a parasitic worm found in the interior of humble-bees.

Some slight introductory notice on Entozoa in general may perhaps render this subject more interesting to some of our readers than otherwise it would have been.

Entozoa, generally speaking, would scarcely be a proper topic for our column; but the occurrence of an Entozoon in considerable numbers in an insect so well known as a humble-bee must be our excuse for bringing these animals before the entomological public.

Entozoa are parasitic animals which infest the internal cavities and tissues of other animals: no less than fourteen well-established species occur in man, and almost every known animal has its peculiar parasite, and often more than one.

These parasites are not to be cou-

found by our less-experienced readers with the larvæ of Diptera and of Hymenoptera, which infest parasitically the bodies of other insects.

The Entozoa always retain the vermiform nature, and do not develop into winged insects; though many of them undergo transformations far more singular than those of insects.

"Many Entozoa," observed Professor Owen, in his Address to the British Association at Leeds, "acquire their full or sexual development, not as free worms, but within the body of another animal, and of a species distinct from that in which they had passed the early or larval stage of their existence.

"The sum of recent researches on the generation of the Entozoa teaches that to the success in life of the majority of these internal parasites, two different species of much higher organized animals are subservient; and that these two species stand in the relation of prey and devourer.

"The habits of the prey favour the accidental introduction (as when a slug crawls over the droppings of a thrush) of the eggs of the bird's intestinal

parasite. These are hatched in the slug. The slug in its turn is devoured by the thrush, but the parasitic passengers are not digested—only the coach is dissolved, and the larvæ, thus set free, find in the warm intestines of the bird the appropriate conditions for their metamorphoses and full development.”

In a similar manner an Entozoon which occurs in the liver of the mouse attains its full development in the cat, and one which occurs in the liver of the hare only becomes fully developed in the interior of the dog or fox.

THE ENTOMOLOGIST'S WEEKLY INTELLIGENCER may be obtained

WHOLESALE of E. Newman, 9 Devonshire Street, Bishopgate, and of W. Kent & Co. 51 & 52 Paternoster Row.

RETAIL of James Gardner, 52 High Holborn; H. J. Harding, 1 York Street, Church Street, Shoreditch; A. W. Hockett, 3 East Road, City Road; W. Weatherley, High Street, Peckham; C. J. Cribb, 8 Westbourne Grove, Bayswater; W. Cull, 34 Henry Street East, St. John's Wood.

At Beverley, of John Ward, News Agent, &c. 'Recorder' Office.

At Birmingham, of Robert Burns, 63 Edmond Street.

At Brighton, of John Taylor, News Agent, &c. 86 North Lane.

At Cheltenham, of C. Andrew, 129 High Street.

At Darlington, of M. Simonson, News Agent, Bondgate.

At Hemel Hempstead, of H. Salter, Bookseller, &c. High Street.

At Huddersfield, of J. E. Wheatley and Co., Booksellers, 18 New Street.

At Kingston-on-Thames, of W. Bryden, Bookseller, &c. Apple Market.

At Leatherhead, of T. R. Negus, Chemist and Stationer.

At Leeds, of J. Fox, Bookseller, &c. Boundary Terrace, Burley Road.

At Maidstone, of Messrs. Nicholson's, Brothers, Printers, &c. 31 Mill St.

At Middleton, of John Fielding, Bookseller, Wood Street.

At Oldham, of John Holt, Bookseller, 6 George Street.

At Rotherham, of H. Carr, Bookseller, Bridge Street

At Sheffield, of C. K. Jarvis, News Agent, Post Office, Barker's Pool.

At Wakefield, of William Talbot, Crystal Place.

At Worcester, of G. Morgan, Bookseller and News Agent, Little Angel St.; and of J. Pegg, Bookseller and News Agent, 20 Mealcheapen Street.

At York, of Robert Sunter, 23 Stonegate.

Country Newsvenders who have this paper on sale are requested to send us their names and addresses to be added to the above list.

All communications to be addressed to MR. H. T. STANTON, Mountsfield, Lewisham, near London, S.E. No notice will be taken of anonymous communications.

EXCHANGE.—The charge for lists of duplicates and desiderata remains as before—

	s.	d.
Under half a column . . .	0	6
Above half a column, but under half a page . . .	1	0
Above half a page, but under a page . . . . .	2	0

Correspondents will therefore please enclose stamps for these amounts when they send notices which belong to the heading of "Exchange."

Mr. STANTON will not be "at home" on Wednesday next, February 6th.

CHANGE OF ADDRESS.—Until further notice my address will be—R. TYLER, Cavendish, Sudbury.

TO CORRESPONDENTS.

E. B., J. O. W. and A. E. — Next week.

## CAPTURES.

## LEPIDOPTERA.

*Captures at Folkestone, Dover and Ventnor.*—It was my intention to have sent you, long ago, a list of my captures between the 25th of August and the 15th of September last, during an excursion to Folkestone, Dover and Ventnor, but business engagements have so occupied my time that I have only just completed an arrangement of the species. I now beg to send you the following list, which is not so perfect as I could wish, nor the species comprised therein so rare as I could desire to place before your readers. The place of capture is indicated by the letter F., D. or V., signifying Folkestone, Dover or Ventnor: where no such letter appears I am uncertain at which of those places the insect was captured. A few insects taken on the 1st and 2nd of August are included in the list and are indicated by an asterisk.

Arge Galathea. F., D. and V.; swarming under the cliffs.

Lasionmata Ægeria. V.; one specimen flitting along footpath in wood.

Hipparchia Semele. V.; in rough places on top of downs.

Cynthia Cardui. V.; one specimen settling on foot-path, top of cliff.

Argynnis Aglaia. D.; on downs broken with furze and heath.

Chrysophanus Phlæas. F.; on flowers in waste patches under cliffs.

Polyommatus Argiolus. F.; all in one spot, flitting over bushes covered with *Clematis vitalba*; no holly near.

P. Alsus. F.

P. Corydon. F., D. and V.; swarming on downs and under cliffs.

P. Agestis. V.; on the lower slope of the downs.

Pamphila Linea. F.; flitting in rough and flowery places on the under-cliff.

P. Sylvanus. F.; do.

Sphinx Convolvuli. V.; one specimen at dusk over bed of scarlet geraniums.

\*Stilpnotia Salicis.

\*Lithosia Complana. F.

\*Philea Irrorella. F.; settled on low plants on under-cliff.

\*Bryophila Perla. F.; on old palings covered with lichen.

\*Xylophasia Lithoxylea. F.; at sugar.

\*X. Sublustris. F.; do.

Miana Furuncula. F.; flying at dusk.

\*Triphæna Fimbria. F.; at sugar.

Gnophos Obscurata. F.; beaten out of bushes, and starting up from herbage on under-cliff.

G. Pullata. F.; do.

\*Iodis Vernaria. F.; beaten from Clematis.

\*Hemithea Thymiaria. F.; beaten from bushes.

\*Acidalia Bisetata. F.; do.

\*A. Osseata. F.; do.

\*A. Aversata. F.; do.

Aspilates Citraria. V.; starting up from downs.

A. Gilvaria. F. and D.; do.

\*Melanippe Procellata. F.; beaten from bushes and herbage.

M. Unangulata. F.; do.

M. Galiata. F.; do.

Eubolia Bipunctaria. F.; starting up from the chalky downs and under-cliff.

Botys Flavalis. V.; abundant on slopes of downs.

B. Hyalinalis. One specimen.

Aphomia Colonella. V.; at sugar, and flying at dusk.

Pempelia Carnella. V.; one specimen on downs.

Tortrix Viburnana. F.

T. Corylana. F.

Halonota Trigeminana.

Dicrorampha Acuminatana.

Sphaleroptera Icteriana. F.; beaten from herbage on under-cliff.

Chrosis Tesserana.

Calosetia Nigromaculana.

Lozopera Alternana.

Xanthosetia Zoegana.

Depressaria Nanatella.

Argyresthia Nitidella.

Pterophorus Microdactylus. F.; one specimen.

Coriscium Cuculipennellum (larvæ). F.

And a variety of other more common species. With the exception of *A. Galathea*, *P. Corydon*, *B. Perla*, *X. Lithoxylea*, *X. Sublustris*, *M. Furuncula* and *B. Flavalis*, all the above species were exceedingly scarce, so much so that of one or two only could I obtain even a small series. At the same time *A. Galathea*, *P. Corydon*, *H. Janira* and *B. Flavalis*, though late, were most profusely abundant, but scarcely a specimen of *V. Io* or *V. Urticæ* could be seen. May we not therefore presume that a cold and wet season, though unfavourable to the development of most species of Lepidoptera, is nevertheless, either directly or indirectly, conducive to that of others? May not the larvæ of *A. Galathea*, *H. Janira*, *P. Corydon*, *B. Flavalis* and some others, be more particularly subject to the attack of ichneumons? and may they not therefore, in a season when cold and wet prevail and lessen the ravages of these parasites, produce pupæ in such abundance that a greater number of perfect insects come to maturity, notwithstanding impeded development, than when there are fewer pupæ and no impediment to development? With regard to Noctuæ, I perseveringly sugared trees, posts, herbage, &c., in all kinds of localities, and rarely found even so much as a specimen of *P. Meticulosa*. In the above list *C. Cuculipennellum* is included: I have only two specimens, which I bred from about a dozen pupæ collected from a privet-bush on the coast at Folkestone: they were all found on one bush, and my search on other bushes proved quite fruitless. The formation of the end of the privet-leaf into a cone containing the pupa within was very remarkable for symmetry and construction,

being turned and jointed with the greatest nicety: it should be seen before the leaf has withered to be duly appreciated: when withered the cone becomes distorted. It was a source of regret that I knew not how to preserve its original form. — R. W. FEREDAY, 2, *Leighton Villas, Kentish Town*; Jan. 22, 1861.

---



---

#### OBSERVATIONS.

*Vitality of Larvæ subjected to excessive Cold.*—An instance of this has recently come under my notice. On the 1st of this month, at Oswestry, I (or rather my niece, who was with me) found lying on the surface of the snow, in a grass field, the larva of a Noctua, quite stiff and hard, and apparently frozen to the consistency of ice. The snow lay upon the field at least four inches deep, with not a blade of grass showing through it or a tree within at least thirty yards. The larva, in less than half an hour after being taken into a warm room and placed upon the chimney-piece, revived and crawled about quite brisk and lively, and has not subsequently shown any symptoms of having suffered from congelation. I mentioned this fact, and exhibited the larva at the meeting of the Entomological Society of London, on the 7th inst., but as there are readers of the 'Intelligencer' who do not attend the Society's meetings you may perhaps think proper to give this insertion in your columns.—R. W. FEREDAY, 2, *Leighton Villas, Kentish Town*; Jan. 22, 1861.

---



---

#### THE DEMAND FOR HUMBLE-BEES.

SOME of our readers may have wondered at Mr. Lubbock's extreme eagerness to obtain humble-bees during this inclement season; but the object is to ascertain

in what state an intestinal worm, *Sphærulearia Bombi*, which is parasitic on humble-bees, passes the winter months, and for this purpose Mr. Lubbock is extremely anxious to obtain specimens of any humble-bee during this and the next two months.

In the new number of the 'Natural History Review' is an article by Mr. Lubbock on this singular Entozoon, *Sphærulearia Bombi*, from which we make the following extracts:—

"This very curious creature was first discovered by Léon Dufour, and described by him in the 'Annales des Sciences Naturelles' for 1836. He at first supposed it was a dipterous larva, but soon saw that it belonged to the Entozoa; and as it certainly could not be referred to any other genus, he gave it the appropriate name of *Sphærulearia*. Von Siebold is, I believe, the only other naturalist who has recorded any personal observations on the subject.

"M. Léon Dufour and Von Siebold met with *Sphærulearia* in the four species of humble-bees—namely, *Bombus terrestris*, *hortorum*, *sylvarum* and *muscorum*. I have found it in the females of *B. terrestris*, *lucorum*, *pratorum*, *lapidarius*, *subterraneus*, *hortorum* and *muscorum*, which increases to eight, the number of species in which *Sphærulearia* is known more or less frequently to reside. The proportion of specimens attacked is, however, very different in the different species, and the parasite appears to be most common in *B. terrestris*, *lapidarius* and *lucorum*. Out of thirty-three specimens of *B. terrestris* examined by me in the months of May and June, no less than nineteen—that is to say, more than one half—contained these parasites.

"Neither Léon Dufour nor Siebold say anything about the sex of the infected specimens. All, however, that have come under my notice were large

females, and I have never seen a single *Sphærulearia* in a worker or a male.

"The worms lie free in the cavity of the body, and are somewhat curled up. The largest number of full-grown females which I ever found in a single bee was eleven, but the usual numbers were from five to eight. The two infected specimens of *B. pratorum*, however, contained only one specimen of the parasite apiece.

"In turning to the internal anatomy, one can, with reference to some highly important organs, and systems of organs, only parody Van Troil's celebrated chapter on the snakes in Iceland, and say simply that there are in *Sphærulearia* no muscles, no nervous or circulatory systems, and no intestinal canal.

"*A priori* it would seem almost impossible that an animal could exist without these organs. Muscles, however, would be useless, or even destructive. So long as the *Sphærulearia* remains quiet, the bee does not seem incommoded by its presence, which perhaps produces scarcely any abnormal sensations; but if the parasite, being so large in proportion to its victim, were to move about, it would probably so affect and disarrange the viscera of the bee that the poor insect would be quite unable to pursue its usual avocations, and would quickly perish. The female *Sphærulearia* being thus, when full-grown, reduced to a merely vegetative existence, the nerves of motion and sensation must, of course, be useless, and would soon become atrophied. Under these circumstances, however, it might have been expected that the digestive organs and their nerves would have been highly developed. That, on the contrary, these organs are also absent is probably to be explained by the fact that the animal is bathed on all sides by the blood of the bee, and thus lives in a medium which is highly organized, and requires probably scarcely any further elaboration.

"The young animals are born very soon after the eggs are laid. They are about  $\frac{1}{80}$ th of an inch in length, and  $\frac{1}{3500}$ th in diameter at the broadest part. They are very active; the skin has the appearance of being ringed. The head is pointed; the tail ends more abruptly, and makes a sudden curve. The anterior end of the body is transparent; but the rest is darkened by minute, round, strongly-refracting globules.

"As soon as the humble-bees come out in spring young *Sphærolari* may be found, together with old ones, in some of them. I have met with them from the beginning of May to the middle of July, and the whole abdominal cavity of the humble-bee often swarms with these little worms. In order to ascertain roughly what the number might be I washed out the inside of a bee, and then collected all the *Sphærolari* together. I then put them into a measuring hottle, and after shaking up poured away half the contents. Repeating this process till only about a hundred were left, it was easy to calculate what the number must have been, if half had been removed a given number of times, though of course no great accuracy was thus attainable. I repeated this experiment five times, and thence concluded that one specimen contained about fifty thousand young *Sphærolari*, three about sixty thousand, and one even over a hundred thousand! It seems almost inconceivable that a hee should live with such an immense number of parasites in its body; and still more so that it should, meanwhile, go about its daily duties as if nothing was the matter.

"It would seem, at first sight, that the history of the young *Sphærolari* was very simple. We might suppose that the infected hees would die in their nests; and that the young worms would then leave them, and immediately eat their way into other hees. This view would also be supported by the fact that, at least as far as my experience goes, each

infected hee contains, on an average, five or six *Sphærolari*. Two reasons, however, inconsistent though they may appear, militate against this supposition. The first is, that too large a proportion of the young *Sphærolari* would live; and the second is, that the whole race must soon perish. For, if their history were so simple, there seems no reason why a large proportion of young might not survive; and the species would then continually increase in numbers, which is impossible. This argument is, however, far from conclusive, because the increase may be prevented by disease, or by some enemy. On the other hand, there would, under this theory, be no means by which the parasites could pass from hees of one nest to those of another; so that in each species we should have one race infested by *Sphærolari* and another free from them; in which case it can hardly be doubted that the former race would, in the struggle for existence, gradually be supplanted by the latter, and thus in time the *Sphærolari* would all perish.

"That the young *Sphærolari* can live some time after leaving the body of the bee, and without entering any other animal, I ascertained satisfactorily. On the 25th of last May I took some from the body of *B. lucorum*, and put them in water, where some of them remained alive till the 9th of August, though during the latter part of the time they were far from lively. In this case, therefore, they lived in water for more than ten weeks. Whether they would have lived as long in damp earth I cannot say, but it seems not improbable; and as we know that humble-hees often crawl about under leaves and grass, they may in this manner, give the young *Sphærolari* an opportunity of entering them. I tried to solve this question by wetting humble-hees with water containing young *Sphærolari*; but, partly owing to the difficulty of keeping these insects in confinement alive for more than a few days,

and partly perhaps from the difficulty of detecting a single young worm in the body of a bee, my experiments were quite unsuccessful.

"I had hoped to have thrown some light upon this question, and also upon the metamorphosis, by obtaining some specimens in autumn and winter. Up to the present time, however, I have found them only in May, June and July. This is partly perhaps owing to the fact that large females are most easily obtainable in these months; and it is unlucky for me that the last two years have been very unfavourable to bees; 1860 indeed so much so that it is said ('Zoologist,' September, 1860,) to have been the worst year for Hymenoptera since 1828.

"I have, however, examined eight large females of *B. lucorum* in August and three in October; two of *B. terrestris* in August, two in September, and two in October; if therefore, at this season, the *Sphærulari* were as numerous and as large as in spring and summer, I should almost certainly have found some. If, on the other hand, they were quite small, they might easily be overlooked.

"From all these facts I am inclined to think that humble-bees, when infested with *Sphærulari*, live for awhile as if nothing were the matter; and that only when the young *Sphærulari*, or the majority of them, are hatched, the parasites appropriate to themselves so much of the nourishment belonging to the bee, that the latter becomes seriously incommoded by their presence. As, from the misappropriation of its blood, the bee becomes weaker and weaker, it would probably, feeling its end approaching, crawl into some long grass or other place of concealment.

"As soon as the bee is dead the young *Sphærulari* probably work their way out of it, and immediately begin to look out for a new victim. Those who are so fortunate as to meet with a large female

or queen may enter it, as young *Gordii* have been seen to enter other insects, but do not, in all probability, increase much in size at first. This I infer, partly because I have not found *Sphærulari* in autumn, but principally because they would, in this case, be much less injurious to the bee than if they immediately began to increase in size. When the spring commences the female *Sphærulari* probably begins to grow rapidly, and soon lays eggs. I am inclined to think that young *Sphærulari* also occur in workers, and that I have overlooked them on account of their minuteness; since there seems no reason to suppose that the young *Sphærulari* have sufficient intelligence to distinguish queen bees from workers, or even from other insects."

---

#### INSTABILITY: IS IT REALLY SO BAD?

---

To the Editor of the 'Intelligencer.'

Sir,—You have lately given some of us some very hard knocks on the subject of instability and want of perseverance, and the truth of them makes them all the more severe; but still there is something to be said on the other side. Do you think it desirable that every one who begins to collect butterflies should become another Stephens? Would you have every one confine his attention to one branch of Natural History till he knows all about it? Do you consider the time spent in collecting lost time if the collection be given up? It seems to me, on the contrary, that, looking at the connexion between the natural sciences and the various branches of Natural History, which day by day becomes more and more intimate, and also at the fact that collecting gives a

knowledge of Natural History which can be gained in no other way, it is most desirable that many more people should begin collecting than are ever likely to become luminaries in the scientific world: we should then run less risk of having pieces of "fossil ice" shown to us, or of hearing wonder expressed that fishes were ever so small as an inch in length!

And all this may be urged while looking at collecting simply from a scientific point of view, which, however, to my mind is far from being the most important: the main value of collecting arises, I believe, from its supplying a rational and healthy source of recreation, more free from evil, and offering more advantages than any other: recreation we must have, and anything that will offer a healthy source of interest instead of the excitement of mere pleasure is invaluable.

Nor can it justly be urged that a collection once given up, the time spent in amassing it has been lost; for the interest excited and the knowledge gained are life-long possessions needing only circumstances to fan them into a flame: and the boy who spends his half-holidays in catching butterflies or digging up fossils has a better chance of becoming a worthy member of society than one who does not.

Yours, &c.,

THOMAS BOYD.

---

**F**OR SALE.—A MAHOGANY CABINET of Twenty Drawers, corked, with plate-glass frames. Height 3 feet; breadth 3 feet 8 inches; depth 1 foot 11 inches; depth of drawers, outside measurement, 2 $\frac{3}{4}$  inches. Price £20.

Address, A. W., Post Office, Tooting, Surrey.

### To Entomologists.

**W.** FARREN, at the urgent wish of many of his best friends, begs to announce that he will COLLECT INSECTS, during the coming Season (BY SUBSCRIPTION) in the NEW FOREST, ISLE OF WIGHT, ISLE OF PORTLAND, &c. He will commence as soon as practicable, and terminate his engagement at the end of October.

W. F. has collected in the above localities during two seasons, viz. 1858 and 1859; in 1858 he collected for Subscribers, and gave perfect satisfaction, having captured many of the greatest rarities.

W. F. will collect *Lepidoptera*, *Coleoptera*, *Hemiptera*, *Diptera*, and any other Order wished for by any of his Subscribers. Shares will be One Guinea each. One or more Shares may be taken for *Lepidoptera* and *Coleoptera*, but he will take only a few Subscribers for the other Orders.

Any gentleman wishing to subscribe to the above, will please to send their names and subscriptions, stating which Order they wish to subscribe for, as early as possible before the 25th of March next, as the number of Subscribers is limited.

References are kindly permitted to—

C. C. BABINGTON, Esq., M.A., F.R.S., F.L.S., F.G.S., &c., St. John's College, Cambridge.

J. W. DUNNING, Esq., B.A., F.C.P.S., M.E.S.L., Fellow of Trinity College, Cambridge, 1, Field Court, Gray's Inn, London.

A. F. SEALY, Esq., M.A., F.C.P.S., M.E.S.L., 70, Trumpington Street, Cambridge.

F. BOND, Esq., F.L.S., &c., 24, Cavendish Road, St. John's Wood, London.

1, *Rose Crescent*, Cambridge,  
January 16th, 1861.

PS. Mr. T. BROWN, 13, King's Parade, Cambridge, has kindly consented to assist in sharing out the Insects, the whole of which will be divided at the end of the Season.



# THE ENTOMOLOGIST'S WEEKLY INTELLIGENCER.

No. 227.]

SATURDAY, FEBRUARY 9, 1861.

[PRICE 1d.]

## TRY.

It is a very old saying, but none the less true on that account, that "We never know what we can do till we try."

Many will shrink back appalled at some undertaking that lies before them, saying within themselves, "Oh! I can never do that!" and so saying they will imagine that they have settled the matter definitively for ever, quite forgetting that there is a very impressive little word of three letters—*Try*. That which seems colossal, insuperable, impossible, melts, like the recent snows, directly we begin to try.

Now, if this be so, and the experience of all our older readers will confirm it, then it follows that whatever we think of doing we should *do at once*. Instead of thinking and harassing our minds whether we can do a thing or not, suppose we begin by trying: almost immediately we try we shall find that we succeed. There are many who read these lines who imagine that they could not pin a *Nepticula*. Have they ever tried?

Then how can they tell what they can do till they do try?

Future difficulties always appear insurmountable, but directly we come up to them, and grapple with them, they disappear, and we find that what seemed so impervious was simply a fog, which we have walked through without knowing it.

If any one could see before him at a glance all the difficulties he has to get through during this present year 1861, he would be utterly appalled, but they come before us one by one, and each is disposed of as it appears.

As Longfellow has it—

*"Act, act in the living present."*

Don't bother yourself about what *may* be, or about some contingency which might possibly arise; wait, with perfect confidence, till it *does* arise, and then you will find it will be easily disposed of. If riding on the top of an omnibus you look along Oxford Street you will be struck with an inward conviction that some of the numerous pedestrians who are continually crossing the street will infallibly be run over,

yet you find you get down at the Edgeware Road without being liable to attend as a witness at a coroner's inquest—and so it is in other matters. Difficulties looked at beforehand seem immense, and if, disheartened by the prospect, you shrink and will not face them, we grant they *are* immense; but only pluck up courage and *try*, and, lo! the difficulties are not!

THE ENTOMOLOGIST'S WEEKLY INTELLIGENCER may be obtained  
 WHOLESALE of E. Newman, 9 Devonshire Street, Bishopsgate, and of W. Kent & Co. 51 & 52 Paternoster Row.  
 RETAIL of James Gardner, 52 High Holborn; H. J. Harding, 1 York Street, Church Street, Shoreditch; A. W. Hockett, 3 East Road, City Road; W. Weatherley, High Street, Peckham; C. J. Cribb, 8 Westbourne Grove, Bayswater; W. Cull, 34 Henry Street East, St. John's Wood.

All communications to be addressed to MR. H. T. STAINTON, Mountsfield, Lewisham, near London, S.E. No notice will be taken of anonymous communications.

EXCHANGE.—The charge for lists of duplicates and desiderata remains as before—

	s.	d.
Under half a column . . . .	0	6
Above half a column, but under half a page . . . .	1	0
Above half a page, but under a page . . . . .	2	0

Correspondents will therefore please enclose stamps for these amounts when they send notices which belong to the heading of "Exchange."

Mr. STAINTON will be "at home" on Wednesday next, the 13th instant, at 6 P. M., as usual.

TO CORRESPONDENTS.

- A. D. T.—No. 5. *Bruchus rufimanus*.  
 6. Name hereafter.  
 7. *Rhinosimus ruficollis*.  
 94. *Soronia grisea*.

CAPTURES.

LEPIDOPTERA.

*Deilephila Livornica*.—A specimen of this insect was brought to me alive on Monday, the 28th inst., which had been caught that day in a chalk-pit near this town. The appearance of *Livornica* at this time of the year seems to me very remarkable, especially after the unusually severe weather we have had lately: possibly the pupa might have been influenced by the warmth of a kiln fire, and the imago thus produced before its proper time. The specimen is a good deal worn, but this is perhaps owing to the unentomological manipulation it underwent before coming into my hands.—M. S. BLAKER, *Lewes*; Jan. 30.

OBSERVATIONS.

*The new Noctua taken near Manchester*.—The new *Noctua* referred to by Mr. Ednunds, in the 'Intelligencer' (No. 225, p. 131), is *Pandesma Opassina*, Guenée. I had the identical specimen from Mr. West, and sent it to my friend Mr. Doubleday, who wrote me saying that he had a specimen, taken near London in 1847, a male (the specimen referred to is a female), and that it must have been imported, as Europe does not afford any genus closely allied to it, and that it must be either Indian or Australian. I have no doubt the specimen was taken as described by Mr. West:

I saw it three weeks after its capture, and I must say I cannot see the force of the argument that admits *Catephia Alchymista* and others on the authority of a single specimen being captured, when here is both male and female *Opassina* taken, and the latter specimen of Mr. West's in a situation a great deal less likely for either being imported in pupa or having flown to light, as in the case of *C. Alchymista*. Chorley does not, above all other places, possess any attraction by light, and yet some twenty-five miles from a port; the canal is chiefly coal traffic. I cannot see a reason why England should not possess a genus distinct from those known as European as well as Indian: there is plenty of room in this island for species as large and as conspicuous as *Pandesma* to have escaped detection.—J. B. HONGKINSON, *Penwortham Mill, Preston*.

*A Corticivorous Larva*.—Last autumn I beat three or four young larvæ of *Metrocampa Margaritata* from oaks, on the leaves of which they fed and grew until the oak-foliage began to wither and fall; when, supposing they had given over eating till sometime in the coming spring, I put them out-doors on a small seedling oak enclosed in a glass cylinder, and left them to themselves. During the partial thaw which occurred on the 30th of December, I was looking to see how my hibernating larvæ had borne the hard weather, when, to my surprise, I found that these Emeralds had not only eaten all the buds of their oak-plant, but had also gnawed off all the tender bark of the young shoots. I then removed them in-doors and supplied them with oak-twigs, on the bark of which—not touching the buds at all—they continue to feed and thrive. I have known the larvæ of *Eupithecia Vulgata* eat withered whitethorn leaves, and those of *Acidalia Bisetata* and *Incanaria* withered dandelion, apparently from choice, as the fresh green food was as close to them as the

dry, and I have been told of some small looper, which—more choice even than Mr. Burney's blackberry-eating *Eupithecia Coronata*—was found feeding on raspberries, but I do not remember to have met with any instance of a bark-eating Macro before, though doubtless others have made similar observations.—Q.

*Selenia illustraria treble-brooded*.—On the 21st of last May, Mr. R. H. Fremlin, of Wateringbury, very kindly supplied me with a few eggs of *S. illustraria*, which had been laid but a short time previously to my receiving them: hatching commenced almost immediately, and the larvæ fed well and vigorously, notwithstanding the cold and rainy weather so much complained of as being so destructive, even to in-door broods. They began to enclose themselves in the birch-leaves, upon which they had been feeding, on the 22nd of June, and had all spun up in the course of a few days. From the 9th to the 15th of July the imagos had all emerged. I had eggs from two females on the 11th of July, and within ten days these also began to hatch, and upon the 26th of August a few began to spin up. Upon the 8th and 10th of the following month (September) two very fine female moths emerged, thus making three broods in one season. Unfortunately no males appeared, or I should much liked to have paired them, and endeavoured to get another lot of eggs, in order to ascertain if they would remain over the winter and hatch in the ensuing spring. The majority of the remaining larvæ continued feeding upwards of three weeks after the appearance of the perfect insects, and the last dozen of them did not spin up to undergo their pupal change until the 17th of October following. Judging from the size of some of the larvæ, from having fed so long, I shall expect some prodigiously fine specimens early in the spring. The larvæ were all kept in-doors, and were

submitted only to the natural temperature.—ABRAHAM EDMUNDS, *The Tything, Worcester*; January 28.

*The Ordinal Position of Acentropus.*—If Mr. M'Lachlan will carefully read over my paper on this insect in the 'Transactions of the Entomological Society,' or, better still, if he will examine the insect itself, he will see that there are other characters of ordinal importance than those to which he alludes, which prove it to be Lepidopterous. When he can find either tippets or wing-bristle in a true Trichopterous insect I shall be willing to reject it from the Lepidoptera, to which order a knowledge of its larva and pupa states even more decidedly assign it.—J. O. WESTWOOD, *Oxford*; January 28.

---

#### EXCHANGE.

---

*Exchange.*—In reference to Mr. Jesse's note of "Exchange" (Int. ix. 123), that gentleman has desired me to say that it was quite an oversight on his part in not stating that the *Pieris Daplidice*, *Chrysophanus Chryseis* and *Vanessa Antiopa* are all foreign specimens, and that they ought to have been recorded as such at the time.—JOHN SCOTT, 13, *Torrington Villas, Lee, S.E.*

---

#### NOTES ON HEMIPTERA.

---

THE kindness of Dr. Baerensprung, during my stay at Berlin this winter, has enabled me to clear up several difficulties with regard to our British Hemiptera: I have now about two hundred species correctly named, and which, with the aid of Hahn's work, I am engaged in figuring. But I write especially to call attention to Dr. Baerensprung's 'Catalogus Hemip. Europæ,'

as being throughout Germany preferred to that of Dohrn, known as the 'Stettin Catalogue.' Indeed, if Fieber's work were complete, little would be wanted, but until that takes place there will be no ultimate court of appeal. Dr. B.'s Catalogue will be found to have a B. appended to such species as occur at Berlin, and it appears probable that, with few exceptions, this initial would equally indicate Britain; the cost will be 8d., including postage.

And now may I, without offence, offer a few remarks on the List of British Hemiptera given in the 'Annual'? Mr. Walker's List has already been severely handled, and this should at least be an improvement on it. To the former I confess my entire obligation for the impulse given by it: the very errors and misprints were a source of interest and excitement, and its incompleteness of course, offers to every tyro the delightful opportunity of discovering a dozen or so of species new to Britain. The List in the 'Annual' is a collation of Dohrn and Walker; but though *Capsus pilosus*, Hhn., follows *tricolor*, F., in Walker, it is not so in Dohrn, and consequently *pilosus*, Boh., is wrong, and should be *Leptomerochoris mutabilis*, Fall., which is *pilosus*, Hhn., referred to by Walker. Again, *Capsus hirtus*, *marginatus* and *ochripes*, not being found in Dohrn, are omitted; *C. hirtus* and *marginatus* are, however, replaced by Baerensprung. Was *Hebrus pusillus* then not to be found there, and where did *Hydrometra stagnorum* secrete itself? at all events it is not in the index, and I have wasted an hour in vague attempts to discover it elsewhere. Again, *Gerris lacustris* and *apicalis* were intended to have been bracketed by Dohrn, it being obviously a typographical error.

I will not now allude to changes in generic and specific nomenclature and arrangement, though I confess to sharing the opinion of Berlin that the advantage is on the side of Baerensprung, particularly when he shall have completed his revision of the *Bicelluli*. A few species which should obviously be united may be noticed briefly. *Eurygaster obliquus*, Leach, sinks under *hottentottus*, Fab.; *Anthocoris exilis*, Fall., belongs to the genus *Myrmedobia*, and probably to the species *coleoprata* (this is an interesting species inhabiting ants' nests). Is *Leptomerocoris chorizans*, Fab., meant for *chlorizans*, Fall.? *L. nassatus*, Fab. includes *icterocephalus*, Hbn. *L. mutabilis* is the subject of the mistake at *D. pilosus*. *Orthosteira cassidea*, Fall., includes *brunnea*, Germ., and *O. obscura*, H.-Schf. is *pusilla*, Fall., and the only reason for including *macrophthalma*, Fieb., is from "*pusilla*? Fab." of the Stettin Catalogue. *Salda marginalis*, "Fal.," should be "Abr.," because synonymous with *Cocksi* of Curtis (misprinted *Corthisi* in Baerensprung), and now is called *geminata*, Cost.; also *S. pulchella* is considered distinct. *Velia rivulorum* is a southern species, and no doubt *Currens* is intended. *Corixa affinis*, Leach, and *dorsalis*, Leach, are omitted, and *Notonecta maculata*, Fab., is referred to *N. glauca*, L.

I have been very brief, to save space, but shall be much pleased to hear from any Hemipterist who will spare a few lines. Of the Lists I brought only a few, as also of Dr. Schaum's Coleoptera, price 1s. 6d., post free.

W. D. CROUCH.

Uphill House, Weston-super-Mare;  
January 25, 1861.

## DIANTHÆCIA CAPSOPHILA.

To the Editor of the 'Intelligencer.'

Sir,—Will you kindly allow me a corner just to say that Mr. C. S. Gregson's charge (Int. p. 133) that I misquoted the 'Liverpool Mercury,' for the purpose of making it appear that his paper, read before the Historic Society, was on *Capsophila*, well knowing the contrary, is as preposterous as it is false. The omission of the letter *s* appears to be merely an error of the printer's; the word stands "insects" in the original draft now before me, but it is quite immaterial, as the paragraph, with or without it, can only be understood in the sense I applied it—viz., as referring to *Capsophila*.

As to the charge of *wilful* perversion—let it pass for what it is worth.

I do not observe anything else in Mr. Gregson's long-winded communication which needs a reply from me; he is perfectly welcome to abuse me if it pleases him. Lord Brougham tells that he was once counsel for the defendant in a certain case, and that his brief merely contained the following words,—“No case—abuse plaintiff's attorney.”

Yours, &c.,

EDWIN BIRCHALL.

Birkenhead, Jan. 28.

---

## MR. DARWIN'S THEORY.

To the Editor of the 'Intelligencer.'

Sir,—It seems to me that the theory of Mr. Darwin has received but a scant measure of fair play in your pages; not only are all the notices that have appeared opposed to it,—this would excite

but little surprise,—but they are also, it seems to me, rather one-sided. His argument, as I understand it, is this: there is in all Nature a tendency to vary, of the limits of which we know nothing, and of its causes very little; and variation of all kinds has a tendency to be hereditary: there is also a tendency to inordinate increase, which is constantly kept in check by forces of which we are, for the most part, profoundly ignorant: the result of these two tendencies is to render permanent and to increase any variation that may be of advantage to the variety; thus giving rise to permanent varieties, species, genera, classes.

The most direct way in which an argument like this may be met is by disproving one or more of the premises; of this I have not met with an example; it is true that Mr. Bree says that a really good naturalist will always detect the species in the variety, and if this were so it would well nigh close the question, for it would go far to prove as many limits to the possibility of variation as there are species; but he gives no proof, and what his authority for making such an assertion can be I am at a loss to imagine: my own impression is that in the whole range of Natural History there are not two authors on any subject who are agreed with regard to varieties, species and genera, unless they have studied together, or copied the one from the other. And yet it seems to me that there are at least two breaks in the line of argument—two limits to the possibility of modification; these are the distinction between plants and animals, and between animals and man: in animals we find a power which we call memory, the groundwork of all mental operations, and of which there is not the slightest trace in

the vegetable world; and in man we find a power of abstraction, a power of conceiving and of setting before himself something higher than what is supplied by his memory; this is the source of all science and of all religion, and of it we find absolutely nothing elsewhere.

Another mode of treating the argument is by showing that it goes too far, and proves something which we know to be false on other grounds: this is a most difficult and dangerous one, as we may see from the manner in which it has been used by Mr. Bree. He argues that if Mr. Darwin's theory be true it demolishes the groundwork of our faith in a Great First and Final Cause, and proves all the beautiful instances of harmony, adaptation and design that we fancy we see around us to be but a dream. Now this I entirely dissent from; it seems to me a deduction of the old, yet never-dying error that a law is a something, an entity, a force having an existence of its own, and acting by its own inherent power; whereas a law is merely a constant mode of action adopted by a being: a law without a lawgiver to originate it, and a law-enforcer to give it permanence, is an impossibility—an absurdity; and if there be in Nature, as Mr. Darwin asserts, a law of indefinite variation, capable of producing all the forms of life we see around us, the existence of a Creator and of an ever-present Governor of the world is left untouched: each species is as truly and undeniably his work, whether produced at once by his fiat, or gradually by his law—the adaptation of each to the circumstances of its existence as truly a proof of His forethought when brought about by a multitude of smaller changes as when formed at once: the two lines of argument have nothing whatever in

common, or rather the one is included in the other.

But the mode generally adopted is that of urging objections against the theory; and here indeed there is no end of what may be said, but what generally seems to escape notice is, that arguing in this way is acknowledging the existence of the theory, and therewith its right to be looked at on both sides. A theory in Natural Science is a mode of connecting together and (as we may say) explaining certain observed facts by the bond of a general law; and it is evident that it must be judged by the extent to which it fulfils this end: every fact that can be justly urged against it detracts from its perfection, but every one to which it extends the bond of union is an addition to its completeness, and it is the balance of the two which constitutes the value of one theory over another. The theory of special creation (and unless we allow that the Bible was given to teach men Natural History, it is a theory) with which that of Mr. Darwin is generally compared is liable to few objections, but the reason is simply because it ignores them; it is in this respect like the old quarryman's idea of Geology—the shells were in the rocks, because when God made the rocks He made the shells. With the one exception of adaptation, the theory of special creation explains nothing, not even geographical distribution, for it does not necessarily imply single centres of creation.

There is one other thought which has much struck me while studying this subject, and that is the circle that lies concealed in many of the arguments used: for instance, one species cannot be changed into another, because each has certain definite marks which separate it from all others. But what is a species?

Why, it is something which possesses certain definite marks which separate it from all others! The species is first made from certain observed differences, and then it is argued that it is a species because it has them. And so again the symmetry of Nature is first deduced from what we find in Nature, and then used as a reason why we should find it there. Other instances will, I doubt not, occur to the minds of your readers, and it is well that they should be noticed, for without doubt it will be long ere we hear the last of this subject.

Yours, &c.,

THOMAS BOYD.

#### FEN INSECTS.

*To the Editor of the 'Intelligencer.'*

Sir,—I am requested by several of my last year's subscribers to again announce that I will collect insects during the coming season in the fens, which are well calculated to repay those gentlemen who wish to contribute a share towards the expenses of working them, particularly to gentlemen who have only small collections. I propose to take subscribers for shares of the insects to be captured; each share to be one guinea, and a box to be found by myself, or the subscribers to find their own, as they please, the cost being three shillings. A list and number of all captures to be sent to each subscriber before the distribution takes place.

I propose to collect Lepidoptera for sixteen subscribers; for Coleoptera, Hemiptera, Diptera and Phryganidæ only five subscribers will be taken.

My time is not wholly devoted to Entomology, as I am otherwise engaged from 9 A. M. to 4 P. M.

Any gentlemen wishing to subscribe to the above will please send their names,

lists and wants with their subscriptions, stating what orders they wish to subscribe for as early as possible, as only sixteen subscribers will be taken for Lepidoptera. I would prefer gentlemen giving permission to have their names inserted in the 'Intelligencer.'

The engagement on my part will commence from this date and end in October.

I shall reserve to myself the right of returning any subscriber his money should another wet season turn out, like the last, as only fair to all parties.

I am, Sir,

Your obedient servant,

W. WINTER.

Aldeby, Jan. 26, 1861.

### British Birds' Eggs and Insects.

MR. J. C. STEVENS will Sell by Auction, at his Great Room, 38, King Street, Covent Garden, on Tuesday, February 12th, at half-past 12 precisely, the Collection of BRITISH BIRDS' EGGS formed by W. S. BOUSFIELD, Esq., of Dulwich, containing many rare and authentic specimens, together with a well-made Cabinet; to which is added a small Collection, belonging to a Gentleman giving up the Study. Also a Collection of BRITISH LEPIDOPTERA, containing many choice examples, together with a Mahogany Cabinet, corked and glazed.

May be viewed on the day prior and morning of sale, and Catalogues had.

Complete in Two Vols., fcp. 8vo, cloth, price 10s.,

A MANUAL of BRITISH BUTTERFLIES and MOTHS. By H. T. STANTON.

This work contains descriptions of nearly 2000 species, interspersed with observations on their peculiarities and times of appearance, &c., and is illustrated with more than 200 woodcuts.

London: John Van Voorst, 1, Paternoster Row.

### To Entomologists.

W. FARREN, at the urgent wish of many of his best friends, begs to announce that he will COLLECT INSECTS, during the coming Season (BY SUBSCRIPTION) in the NEW FOREST, ISLE OF WIGHT, ISLE OF PORTLAND, &c. He will commence as soon as practicable, and terminate his engagement at the end of October.

W. F. has collected in the above localities during two seasons, viz. 1858 and 1859; in 1858 he collected for Subscribers, and gave perfect satisfaction, having captured many of the greatest rarities.

W. F. will collect *Lepidoptera*, *Coleoptera*, *Hemiptera*, *Diptera*, and any other Order wished for by any of his Subscribers. Shares will be One Guinea each. One or more Shares may be taken for *Lepidoptera* and *Coleoptera*, but he will take only a few Subscribers for the other Orders.

Any gentleman wishing to subscribe to the above, will please to send their names and subscriptions, stating which Order they wish to subscribe for, as early as possible before the 25th of March next, as the number of Subscribers is limited.

References are kindly permitted to—

C. C. BABINGTON, Esq., M.A., F.R.S., F.L.S., F.G.S., &c., St. John's College, Cambridge.

J. W. DUNNING, Esq., B.A., F.C.P.S., M.E.S.L., Fellow of Trinity College, Cambridge, 1, Field Court, Gray's Inn, London.

A. F. SEALY, Esq., M.A., F.C.P.S., M.E.S.L., 70, Trumpington Street, Cambridge.

F. BOND, Esq., F.L.S., &c., 24, Cavendish Road, St. John's Wood, London.  
1, Rose Crescent, Cambridge,  
January 16th, 1861.

PS. Mr. T. BROWN, 13, King's Parade, Cambridge, has kindly consented to assist in sharing out the Insects, the whole of which will be divided at the end of the Season.



# THE ENTOMOLOGIST'S WEEKLY INTELLIGENCER.

No. 228.]

SATURDAY, FEBRUARY 16, 1861.

[PRICE 1*d.*

## E G G S.

MR. LOGAN, in the recent number of the 'Zoologist,' p. 7357, remarks, "Why the eggs of the Lepidoptera should be so entirely ignored as they are, by all modern entomologists, is difficult to explain, since they afford, in many instances, most excellent characters of genera, and also of the larger divisions, and had we sufficient data a system might be built thereon, which might prove quite as good as that based upon the larvæ, and in many cases would no doubt prove corroborative of it."

We trust Mr. Logan will follow up this pertinent enquiry by contributing to the 'Transactions' of the Entomological Society a paper on the eggs of Lepidoptera; such a paper, we conceive, would be most gladly welcomed.

We quote from Agassiz on Classification the following passage corroborative of the force of Mr. Logan's remarks:—

"Embryology furnishes also the best measure of the true affinities existing

between animals. I do not mean to say that the affinities of animals can only be ascertained by embryonic investigations; the history of Zoology shows, on the contrary, that even before the study of the formation and growth of animals had become a distinct branch of Physiology, the general relationship of most animals had already been determined, with a remarkable degree of accuracy, by anatomical investigations. It is nevertheless true that, in some remarkable instances, the knowledge of the embryonic changes of certain animals gave the first clue to their true affinities, while in other cases it has furnished a very welcome confirmation of relationships, which, before, might have appeared probable, but were still very problematical."

Agassiz then proceeds to cite instances in which the discovery of embryological forms led to a correction of the previously existing classification. Thus "Cuvier considered the barnacles as a distinct class, which he placed among Mollusks, under the name of Cirripeds, and it was not until Thompson had shown, what was soon con-

firmed by Burmeister and Martin St. Ange, that the young barnacle has a structure and form identical with that of some of the most common Entomostraca, that their true position in the system of animals could be determined, when they had to be removed to the class of Crustacea, among the Articulata."

We hope that Mr. Logan will take the hint, and give some contributions to the Oology of Lepidoptera. We are all ready enough to wonder why our neighbours don't work? but suppose we set to work ourselves.

---

THE ENTOMOLOGIST'S WEEKLY INTELLIGENCER may be obtained

WHOLESALE of E. Newman, 9 Devonshire Street, Bishopsgate, and of W. Kent & Co. 51 & 52 Paternoster Row.

RETAIL of James Gardner, 52 High Holborn; H. J. Harding, 1 York Street, Church Street, Shoreditch; A. W. Hockett, 3 East Road, City Road; W. Weatherley, High Street, Peckham; C. J. Cribb, 8 Westbourne Grove, Bayswater; W. Cull, 34 Henry Street East, St. John's Wood; T. Cooke, 513, New Oxford Street.

At Beverley, of John Ward, News Agent, &c. 'Recorder' Office.

At Birmingham, of Robert Burns, 63 Edmond Street.

At Brighton, of John Taylor, News Agent, &c. 86 North Lane.

At Cheltenham, of C. Andrew, 129 High Street.

At Darlington, of M. Simonson, News Agent, Bondgate.

At Hemel Hempstead, of H. Salter, Bookseller, &c. High Street.

At Huddersfield, of J. E. Wheatley and Co., Booksellers, 18 New Street,

At Kingston-on-Thames, of W. Bryden, Bookseller, &c. Apple Market.

At Leatherhead, of T. R. Negus, Chemist and Stationer.

At Leeds, of J. Fox, Bookseller, &c. Boundary Terrace, Burley Road.

At Maidstone, of Messrs. Nicholsons, Brothers, Printers, &c. 31 Mill St.

At Middleton, of John Fielding, Bookseller, Wood Street.

At Oldham, of John Holt, Bookseller, 6 George Street.

At Rotherham, of H. Carr, Bookseller, Bridge Street

At Sheffield, of C. K. Jarvis, News Agent, Post Office, Barker's Pool.

At Wakefield, of William Talbot, Crystal Place.

At Worcester, of G. Morgan, Bookseller and News Agent, Little Angel St. ;

and of J. Pegg, Bookseller and News Agent, 20 Mealcheapen Street.

At York, of Robert Sunter, 23 Stonegate.

Country Newsvenders who have this paper on sale are requested to send us their names and addresses to be added to the above list.

---

*All communications to be addressed to MR. H. T. STANTON, Mountsfield, Lewisham, near London, S.E. No notice will be taken of anonymous communications.*

---

EXCHANGE.—The charge for lists of duplicates and desiderata remains as before—

	s.	d.
Under half a column . . .	0	6
Above half a column, but under half a page . . .	1	0
Above half a page, but under a page . . . . .	2	0

Correspondents will therefore please enclose stamps for these amounts when they send notices which belong to the heading of "Exchange."

## TO CORRESPONDENTS.

A. J. H.—There is nothing unusual in your comparison.

## CAPTURES.

## LEPIDOPTERA.

*Deilephila Livornica*.—A specimen of this insect was picked up here by a cabman on the 2nd inst., and taken to a friend of mine, Mr. Burt, of whom I bought it. I put it into an empty breeding-cage, and it has not moved since, sitting on the side of the cage. It is a very fine specimen, and seems only just out of the chrysalis. The 2nd was a very warm day here, quite spring-like.—G. KING, '85, *Lower Union Street, Torquay*.

## HYMENOPTERA.

*Captures of Apidæ at Morpeth, in Northumberland, and at Tamworth, in Staffordshire, in 1860.*—

## Fam. I. ANDRENIDÆ.

*Colletes Daviesana*. Morpeth; abundant on the flowers of *Chrysanthemum leucanthemum*, August and September.

*Sphecodes Rufescens*. Tamworth; sand-pits, July.

*Halictus Rubicundus*. Morpeth and Tamworth; throughout the summer.

*H. Cylindricus*. Morpeth; abundant, beginning of autumn. I took several dozen of the males by dragging my net along a bank.

*H. Flavipes*. Morpeth.

*Andrena Nitida*. One specimen at Morpeth.

*A. Albicans*. Tamworth; abundant in rose-petals, July.

*A. Fulva*. Morpeth; abundant in meadows, May.

*A. Gwynana*. Morpeth; early spring in shaded woods.

*A. Bicolor*. Morpeth; scarce, August.

*A. Nigroænea*. Morpeth; common, June.

*A. Trimmerana*. Morpeth; two specimens.

*A. Albicrus*. Morpeth; not common.

*A. Xanthura*. One specimen; locality and month unknown.

## Fam. II. APIDÆ.

*Nomada Ochrostoma*. Tamworth, July.

*N. Marshamella*. Morpeth; spring, common by sandy banks.

*Melecta Armata*. One specimen in a garden at Tamworth, July; a very dark variety.

*Osmia Rufa*. One specimen.

*O. Fulviventris*. One specimen. I am not certain where or when I took the two species of *Osmia*.

*Megachile Centuncularis*. Tamworth; common in gardens.

*M. Willoughbiella*. One specimen; locality unknown.

*Anthophora Acervorum*. Males common in spring at Morpeth, a few females later in the season; females abundant at Tamworth in July, flying about the honeysuckle.

*Bombus muscorum*. Abundant in both localities.

*B. Terrestris*. Do.

*B. Lucorum*. Do.

*B. Pratorum*. Do.

*B. Lapidarius*. Do.

*Apathus Barhutellus*. Morpeth; very common.

I found a single laurel, which seemed to be the favourite of several of the Aculeate Hymenoptera; I took the following off it:—

*Odynerus Parietinus*, Linn.

... *Trimarginatus*, Zett.

*Halictus Rubicundus*.

*Nomada Ochrostoma*.

The *Ichneumon Raptorius* I took very plentifully here, beneath the roots of oaks: I never saw a single specimen in any other habitat, and I never found a chrysalis at the tree where they occurred. — F. O. RUSPINI, *Morpeth*; Jan. 30.

---



---

### OBSERVATIONS.

---

*Lasiocampa Rubi forced.*—I took larvæ of *L. Rubi* on the 18th of September: I thought of trying to force them, and therefore placed them in a box half-filled with peat dust, on the 24th of November, and on the 21st of December the first moth made its appearance (a fine male), and by the 6th of January I had seven moths (four males and three females). The larvæ would feed on willow, blackberry and strawberry. I had at least fifty larvæ when I put them in, but most of them died.—THOMAS BAYNES, *Joiner, Gill, Ulverstone*; Feb. 4.

*Acentropus.*—With reference to Mr. Westwood's note in the last 'Intelligencer,' I can find nothing in his paper in the 'Trans. Ent. Soc. Lond.' that is not contained in his 'Introduction,' and the latter has the advantage of five years more experience. Neither have I overlooked the wing-bristle, but as my notes were mainly intended as an answer to Mr. Scott's expressed suspicions as to *Chimarra* and *Acentropus* being congeneric, I thought I had already given sufficient reasons to the contrary. As to its position, Mr. Westwood himself says—not referring to this insect—that "the existence of a species possessing a character not according with the rest of the order is not sufficient ground for considering such character not to be characteristic of the order."—"Introduction,"

p. 324, foot-note.) — R. M'LACHLAN, *Forest Hill*; Feb. 9.

---



---

### EXCHANGE.

---

*Exchange.*—I have duplicates of Nos. 11, 15, 21, 41, 51, 85, 495, 496, 503, 623. Persons wishing to exchange had better write first, stating their wants. —THOMAS BAYNES, *Joiner, Gill, Ulverstone, Lancashire*.

---



---

### A STRANGE PREDICAMENT.

---

(See *Intel.* vol. viii. p. 165, and vol. ix. p. 14).

*Bucculatrix Gnaphaliella and Artemisiella.*—I am now clear about these species. What you say (*Int.* vol. ix. p. 14) respecting *B. Gnaphaliella* agrees precisely with the specimens in the collection of Fischer von Röslerstamm; only the yellow oblique streak at one-third of the wing is seldom distinct. An essential character is shown in the head, which in *Gnaphaliella* is almost entirely ochreous-yellow, whilst in the Ratisbon species the head is white at the sides, brownish in the middle. But the Ratisbon species is not the *Artemisiella* of Wocke, whose name is oldest: his species is quite grey, has hardly a trace of a black dot at two-thirds of the wing, and the head is altogether dark ochreous-yellow, much darker than in *Gnaphaliella*. The Ratisbon species has therefore to receive a new name.—DR. HERRICH-SCHÄFFER, *Ratisbon*; October, 1860.

In the accompanying box I send you the three *Bucculatrix*, concerning which we are not agreed: the grey species never occurs paler,—it is never white;

I have only seen five specimens bred by Dr. Wocke. This must therefore retain the name *Artemisiella*, because Wocke so named it, and I have unmistakably figured and described it under that name. I have not found the true *Gnaphaliella* near Ratisbon; I have compared all my specimens taken here, and all belong to that species we breed from *Artemisia campestris*. This must therefore receive a new name.—IBID.

[I have carefully examined the type specimens so kindly forwarded by Dr. Herrich-Schæffer, and I am prepared to admit that the Breslau species, the grey insect, may prove distinct, and if so the name *Artemisiella* will naturally be retained for it. I should be very glad if Dr. Wocke could forward me some larvæ of this species. For the Ratisbon species, which occurs on the *Artemisia campestris*, I would suggest the name of *Ratisbonensis*.

The synonymy of the three insects will then be—

*Bucculatrix Gnaphaliella*, Fischer, Zeller  
(non H.-S.).

*B. Artemisiella*, Wocke, Herrich-Schæffer  
(not of other writers).

*B. Ratisbonensis* (*B. Gnaphaliella*, Herrich-Schæffer, but not of other authors;  
*B. Artemisiella*, Stainton olim).

And I trust we have thus completely escaped from the "strange predicament."  
—H. T. STAINTON; *February, 1861.*]

that the University authorities objected to the title of Professor of Entomology, or even of Invertebrate Zoology, fearing they might be asked where were the Professors of the other branches of Zoology.

---



---

#### YORK ENTOMOLOGICAL SOCIETY.

---

The annual meeting was held on Tuesday, the 8th inst., at Mr. Prest's, 7, Castlegate: H. Moore, Esq., in the chair.

'The Lepidopterist's Indicator,' presented by the author (the Rev. B. B. Bockett, M.A., Epsom), was added to the library.

After the reading of the annual report, the following officers were elected for the ensuing year:—President, the Rev. G. R. Read; Vice-Presidents, the Rev. J. D. J. Preston and the Rev. F. O. Morris; Committee, Messrs. Robinson, Carrington, Helstrip and Dosser; Treasurer, Mr. J. Birks; Secretary, Mr. R. Anderson.

Votes of thanks were passed to the retiring officers, to the donors of books and specimens, and to Mr. Prest for the use of his rooms for the meetings of the Society.

The following is a copy of the Annual Report:—

"The Committee, in presenting the fourth Annual Report, congratulate the members on the position the Society continues to maintain, and on its increasing usefulness in affording mutual instruction, in the study of Entomology, to its members.

"Notwithstanding the inclemency of the past season, the industry of the members has been rewarded by the following

---

PROFESSORSHIP OF ENTOMOLOGY AT OXFORD.—On Thursday, the 7th inst., Mr. Westwood took the oaths as "Hope Professor of Zoology," that Professorship having received the University seal on the 29th of January. We understand

additions to the recorded Fauna of this district:—

Adela Degeerella, taken by Mr. Birks.  
 Sesia Formicæformis, } by Mr. Car-  
 Pyralis Fimbrialis, } rington.  
 Campptogramma Fluviata, }  
 Agrotis Obelisca, } by  
 Tortrix Cratægana, } Mr. Prest.  
 Adela Sulsella, }  
 Xylophasia Scolopacina, by the Rev.  
 G. R. Read.

Ypsipetes Ruberata, by Mr. Wilson.

“To these may be added *Chelonia Villica*, communicated by the Rev. G. R. Read, as having been captured by Mr. Walker, jun., of Sand Hutton Hall.

“Amongst the rarer species taken are enumerated:—

Sphinx Convolvuli,  
 Lithosia Helveola,  
 Ennomos Erosaria,  
 Eupithecia Tenuiata,  
 Collix Sparsata,  
 Acronycta Alni,  
 Luperina Cespitis,  
 Agrotis Agathina,  
 Noctua Neglecta,  
 Cirrædia Xerampelina;

whilst amongst those not common are:—

Macroglossa Bombyliformis,  
 Sesia Culiciformis,  
 Nudaria Senex,  
 Epione Vespertaria,  
 Amphydasis Prodromaria,  
 Geometra Papilionaria,  
 Acidalia Inornata,  
 Cheimatobia Boreata,  
 Notodonta Dictæoides,  
 Acronycta Leporina,  
 ... Ligustri,  
 Leucania Pudorina,  
 Apamea Fibrosa,  
 Tæniocampa Opima,  
 ... Populeti,  
 Orthosia Suspecta,

Epunda Viminalis,  
 Hadenæ Suasa,  
 Pyralis Glaucinalis.

“The unpropitious summer of 1860 has afforded an opportunity to note the effect which a cold and rainy season has had on species accustomed to more genial weather. The result of these observations has been that many species, which in ordinary seasons have been abundant near York, have been found during the past year to be exceedingly scarce, although the bad weather did not deter the members from pursuing their usual investigations.

Apamea Oculea,  
 Noctua Xanthographa,  
 Orthosia Macilenta,  
 Anthocelis Rufina,  
 ... Litura,  
 Cerastis Vaccinii,  
 ... Spadicea,  
 Xanthia Ferruginea,  
 Miselia Oxyacanthæ,  
 Agriopsis Aprilina,  
 Phlogophora Meticulosa,  
 Calocampa Exoleta,

all usually found in plenty, have been entirely absent or only noticed singly.

“Some species have appeared at unusual periods, for example:—

Macroglossa Bombyliformis, taken in July.

Epione Apiciaria, end of October.

Anticlea Badiata, May 19.

Ellopia Fasciaria, September 4.

Cidaria Testata, end of October.

Platypteryx Falcula, October 8.

Acronycta Leporina, August 24.

Trachea Piniperda, June 25 & July 14.

“Amongst the facts which it may be interesting to record are that *Epione Vespertaria* was reared from the ova by Mr. Birks, the larvæ being also taken by

him feeding on *Salix Phylicifolia*. *Lithosia Helveola* is being reared by Mr. Prest; the eggs hatched in August, and the larvæ were still feeding on the 1st of January.

"A new code of rules has been adopted, which it is hoped will act beneficially to the Society.

"In accordance with the wishes of the members it has been resolved to hold the meetings in rotation at the residence of each member who offers suitable accommodation.

"The Committee cannot conclude without expressing a hope that the next Annual Report will not be destitute of some indication that other branches of Entomology have been studied; and that during the ensuing year each member, whilst engaged in the prosecution of his favourite pursuit, will carefully note facts and observations in reference to the other branches. Many interesting discoveries might thus be recorded in relation to the Entomology of this locality, affording a valuable contribution to the Natural History of the British islands."

R. ANDERSON, Hon. Sec.

Coney Street, York;

Jan. 12, 1861.

#### ON THE FERTILIZATION OF BRITISH ORCHIDS BY INSECT AGENCY.

BY C. DARWIN, ESQ., F.R.S.

(Reprinted from the 'Gardener's Chronicle' of February 9, 1861.)

I am much obliged to Mr. Marshall, of Ely, for his statement that the fifteen plants of fly orchis (*Ophrys muscifera*) which does not grow in his neighbourhood, but which flourished in his

garden, had not one of their pollen-masses removed. The *Orchis maculata*, on the other hand, which likewise does not grow in the neighbourhood, had all its pollen-masses removed. Mr. Marshall is not perhaps aware that different insects haunt different orchids, and are necessary for their fertilization. From the wide difference in shape of the flowers of *Orchis* and *Ophrys* I should have anticipated that they would be visited and fertilized by different insects. In *Listera*, for instance, it is chiefly *Ichneumonidæ*, and sometimes flies, which by day perform the marriage ceremony. In the case of most orchids it is nocturnal moths. *Orchis pramidalis*, however, is visited by *Zygana*, and I have examined one of these day Sphynxes with three pairs of pollen-masses firmly attached to its proboscis. There can hardly be a doubt that the butterfly orchis is visited by different moths from most of the smaller orchids; and I have recognised its peculiar pollen-masses attached to the sides of the face of certain moths. It is probable that the same kind of moths would visit all the species of true *Orchis* which closely resemble each other in structure. Thus the *Orchis conopsea*, planted in a garden some miles from where any native plant grew, had its pollen-masses removed; so this is a parallel case with that of *O. maculata* given by Mr. Marshall. I have also transplanted the rare *Malaxis* to a place about two miles from its native bog, and it was immediately visited by some insect, and its pollen-masses were removed.

On the other hand, the *Epipactis latifolia*, growing in my garden and flowering well, had not its pollen-masses removed; though in its own home, several miles distant, the flowers are regularly visited,

and thus fertilised. We thus see that the seeds of an orchid might be carried by the wind to some distant place, and there germinate, but that the species would not be perpetuated unless the proper insects inhabited the site. I have now *Goodyera repens* growing in my garden, and I shall be curious to see next summer whether our southern insects discover or appreciate the nectar of the Highland orchid.

---

**F**OR SALE (CHEAP) Two well-made INSECT CABINETS of Seventeen Drawers each, 20 by 18, with folding doors, together or separate.

Address, W. H. LATCHFORD, 12, New Charles Street, City Road, London.

---

Price 3s. 6d.,

**T**HE WORLD OF INSECTS; A Guide to its Wonders. By J. W. DOUGLAS, President of the Entomological Society of London.

London: John Van Voorst, 1, Paternoster Row.

---

Complete in Two Vols., fcp. 8vo, cloth, price 10s.,

**A** MANUAL of BRITISH BUTTERFLIES and MOTHS. By H. T. STAINTON.

This work contains descriptions of nearly 2000 species, interspersed with observations on their peculiarities and times of appearance, &c., and is illustrated with more than 200 woodcuts.

London: John Van Voorst, 1, Paternoster Row.

---

Now ready, price 2s. 6d.,

THE  
ENTOMOLOGIST'S ANNUAL  
for 1861.

With Coloured Plate.

London: John Van Voorst, 1, Paternoster Row.

## To Entomologists.

**W**. FARREN, at the urgent wish of many of his best friends, begs to announce that he will COLLECT INSECTS, during the coming Season (BY SUBSCRIPTION) in the NEW FOREST, ISLE OF WIGHT, ISLE OF PORTLAND, &c. He will commence as soon as practicable, and terminate his engagement at the end of October.

W. F. has collected in the above localities during two seasons, viz. 1858 and 1859; in 1858 he collected for Subscribers, and gave perfect satisfaction, having captured many of the greatest rarities.

W. F. will collect *Lepidoptera*, *Coleoptera*, *Hemiptera*, *Diptera*, and any other Order wished for by any of his Subscribers. Shares will be One Guinea each. One or more Shares may be taken for *Lepidoptera* and *Coleoptera*, but he will take only a few Subscribers for the other Orders.

Any gentleman wishing to subscribe to the above, will please to send their names and subscriptions, stating which Order they wish to subscribe for, as early as possible before the 25th of March next, as the number of Subscribers is limited.

References are kindly permitted to—

C. C. BABINGTON, Esq., M.A., F.R.S., F.L.S., F.G.S., &c., St. John's College, Cambridge.

J. W. DUNNING, Esq., B.A., F.C.P.S., M.E.S.L., Fellow of Trinity College, Cambridge, 1, Field Court, Gray's Inn, London.

A. F. SEALY, Esq., M.A., F.C.P.S., M.E.S.L., 70, Trumpington Street, Cambridge.

F. BOND, Esq., F.L.S., &c., 24, Cavendish Road, St. John's Wood, London.

1, Rose Crescent, Cambridge,  
January 16th, 1861.

PS. Mr. T. BROWN, 13, King's Parade, Cambridge, has kindly consented to assist in sharing out the Insects, the whole of which will be divided at the end of the Season.



# THE ENTOMOLOGIST'S WEEKLY INTELLIGENCER.

No. 229.]

SATURDAY, FEBRUARY 23, 1861.

[PRICE 1*d.*

“I, FIRST.”

“I FIRST,” writes a distinguished entomologist, who shall be nameless, “detected this interesting addition to the British Fauna, by searching under the decaying leaves in the Groves of Blarney.”

The entomological world reads with surprise and interest, and admires the ability, the acumen and the luck of the distinguished entomologist aforesaid.

A month later “Albatross” sends the following communication to some entomological journal:—

“Nemo is in error when he says that he *first* detected *Ootes bradypus* in Britain; I have long had specimens in my collection, having met with it in some plenty nearly ten years ago in a narrow lane leading from Goose Green; the honour, therefore, of adding this species to our list is mine.”

The entomological world reads and meditates; wonders what Nemo will say in reply, and feels doubtful who is the real first detector of the hexapod.

Two months pass by in silence, but then Nemo again rushes into the arena.

“Absencé from home has alone prevented my replying sooner to the ill-tempered observations of Albatross in a recent number of this journal. Albatross seems to think, by announcing *my* captures of *Ootes bradypus* I have deprived him of something which is his by right; but I believe all impartial readers will agree with me that if he was content to keep his specimens snugly concealed in his collection, he cannot blame me for announcing the species as new to Britain. To refrain from recording his own captures, and to quarrel with those who record theirs, seems to me a line of conduct not unworthy of a *dog in the manger!*”

In the very next page, however, of the same number of the same journal we meet with a third captor of the disputed insect, Scriptor, who writes:—

“Nemo and Albatross seem at variance as to which of them first met with the singular *Ootes bradypus* on British ground: it is unnecessary for them to discuss this matter further.

I first took this species in this country; my earliest capture dates twenty years back: the species had not then been named on the Continent, but six years ago, when Schwalben's valuable Monograph appeared, I easily recognised the insect by the peculiar form of the antennæ, and in an elaborate paper, which I read before the Natural-History Society of Flummery-cum-Dumdum, I pointed out the distinction between it and all the other allied species of the genus. I marvel much that Nemo, who pretends to be *au fait* with all the periodical literature relating to Entomology, should have overlooked this paper of mine. The 'Transactions of the Flummery-cum-Dumdum Society' have a considerable circulation, both here and abroad."

The entomological world reads and is much edified, and several booksellers receive orders the next day for the 'Transactions' of the above-named Society.

(To be continued.)

---

THE ENTOMOLOGIST'S WEEKLY INTELLIGENCER may be obtained

WHOLESALE of E. Newman, 9 Devonshire Street, Bishopsgate, and of W. Kent & Co. 51 & 52 Paternoster Row.

RETAIL of James Gardner, 52 High Holborn; H. J. Harding, 1 York Street, Church Street, Shoreditch; A. W. Hockett, 3 East Road, City

Road; W. Weatherley, High Street, Peckham; C. J. Cribb, 8 Westbourne Grove, Bayswater; W. Cull, 34 Henry Street East, St. John's Wood; T. Cooke, 513, New Oxford Street.

At Beverley, of John Ward, News Agent, &c. 'Recorder' Office.

At Birmingham, of Robert Burns, 63 Edmond Street.

At Brighton, of John Taylor, News Agent, &c. 86 North Lane.

At Cheltenham, of C. Andrew, 129 High Street.

At Darlington, of M. Simonson, News Agent, Bondgate.

At Hemel Hempstead, of H. Salter, Bookseller, &c. High Street.

At Huddersfield, of J. E. Wheatley and Co., Booksellers, 18 New Street,

At Kingston-on-Thames, of W. Bryden, Bookseller, &c. Apple Market.

At Leatherhead, of T. R. Negus, Chemist and Stationer.

At Leeds, of J. Fox, Bookseller, &c. Boundary Terrace, Burley Road.

At Maidstone, of Messrs. Nicholsons, Brothers, Printers, &c. 31 Mill St.

At Middleton, of John Fielding, Bookseller, Wood Street.

At Oldham, of John Holt, Bookseller, 6 George Street.

At Rotherham, of H. Carr, Bookseller, Bridge Street

At Sheffield, of C. K. Jarvis, News Agent, Post Office, Barker's Pool.

At Wakefield, of William Talbot, Crystal Place.

At Worcester, of G. Morgan, Bookseller and News Agent, Little Angel St.;

and of J. Pegg, Bookseller and News Agent, 20 Mealcheapen Street.

At York, of Robert Sunter, 23 Stonegate.

Country Newsvenders who have this paper on sale are requested to send us their names and addresses to be added to the above list.

All communications to be addressed to MR. H. T. STAINTON, Mountsfield, Lewisham, near London, S.E. No notice will be taken of anonymous communications.

Stamford Terrace, New Street, Altrincham, near Manchester; Feb. 18.

OBSERVATIONS.

EXCHANGE.—The charge for lists of duplicates and desiderata remains as before—

	s.	d.
Under half a column . . .	0	6
Above half a column, but under half a page . . .	1	0
Above half a page, but under a page . . . . .	2	0

Correspondents will therefore please enclose stamps for these amounts when they send notices which belong to the heading of "Exchange."

CAPTURES.

LEPIDOPTERA.

*Amphidasis Prodrumaria*.—A splendid male of the above insect was brought to me this afternoon by my brother. It was taken on the trunk of an ash tree here, some distance from the ground.—JOHN WILSON, jun., *Witton Castle, Durham*; February 8.

*Captures at Altrincham*.—The season is beginning here rather early, considering the severe winter we have had. On Saturday, the 9th inst., we took a specimen of *S. Satellitia*, and on Saturday, the 16th, with two friends, we captured four *H. Leucophearia*, one *P. Pilosaria* and two *T. Hyemana* at rest. In the evening of the same day we took two *C. Vaccinii*. On Monday, the 18th, we took one *H. Leucophearia*, and our friend E. M. Geldart took one *P. Pilosaria*: we also bred one *S. Illunaria*.—T. BLACKBURN and J. B. BLACKBURN, 1,

*The new Noctua*.—I have received a note from my friend Mr. H. Doubleday, saying I have made a mistake in the proposed name of the new Noctua, in last week's 'Intelligencer,' and I have pleasure in placing before your readers the opinion of so eminent an authority as Mr. Doubleday. I will just note what he says about it: the following is an extract from his letter, of the 9th inst.:—"Guenée said it was closely allied to the tropical genus *Pandesma*, but he thought it would prove a new genus, and proposed to call it *Orodesma Apicina*." Mr. Doubleday adds, "I have no belief in its being British: it is an exotic form, not at all likely to occur here unless imported."—J. B. HODGKINSON, *Penwortham Mill, near Preston*; February 11.

NASCENT SPECIES.

To the Editor of the 'Intelligencer.'

Sir,—At page 18 of the first volume of the 'Natural History of the Tineina' I find it stated that the larva of *Nephticula Aurella* feeds on *Geum urbanum* and *rivale*, *Agrimonia Eupatoria*, *Fragaria vesca* and *Rubus fruticosus*. This is there stated without any reserve or hesitation.

At page 40 of the same volume I notice that the question is mooted, "If the larvæ feeding on *Geum urbanum*,

*Fragaria vesca* and *Rubus Idæus* are also to be referred to this species." Not a word is there said about *Agrimonia Eupatoria*!

In the third volume of the 'Intelligencer,' p. 59, there is a notice, by Professor Frey, of "A new *Nepticula* larva." He says, "I have found a larva mining in blotches in the leaves of *Agrimonia Eupatoria*. In England, I believe, the larva of *N. Aurella* has occurred on this plant, but that no doubt makes a gallery. On the 25th of October I found near Zurich a yellowish larva mining in brown blotches the *Agrimonia*, and changing within a flat brown cocoon. At the same time Herr Hofmann met with this *Agrimonia*-miner at Ratisbon; but singularly enough, the larvæ I have received from Ratisbon changed to pupa within the mine; those I found here have formed their cocoons outside the mine."

Subsequently, I perceive (Int. iv. 27), Professor Frey bred *Nepticula æneofasciata* from his *Agrimonia* larvæ, and a new species (allied to *Angulifasciella Agrimonix* (Int. iv. 43), from the Ratisbon larvæ.

Now from the foregoing it appears that *Agrimonia* and *Æneofasciata* have been bred from the mined leaves of *Agrimonia Eupatoria*, but the question I would wish to ask is this—What has become of the larvæ of *Nepticula Aurella*, which used to mine the leaves of the *Agrimonia*? Have they developed into *Æneofasciata*, and have we at length obtained an instance of a nascent species—of a species which was not a few years ago?

Or perhaps it was only an assumption that *Aurella* fed on the *Agrimonia*? Has any one ever bred *Aurella* from that plant?

The subject is of sufficient interest to be worth following up; besides if it should prove an erroneous assertion that *Aurella* feeds on *Agrimonia*, how do we know that it feeds either on *Geum urbanum* or *rivale*? Does it really feed on *Fragaria vesca*? and on *Rubus Idæus*? These are questions surely easily answered, and I should be very glad if you or some of your readers would enlighten me with the results of experience.

I am, Sir,

Yours, &c.,

NEPTICULOPHILUS.

---

#### NOTES ON LEPIDOPTERA.

To the Editor of the 'Intelligencer.'

Sir,—In accordance with the invitation contained in your leader of the 29th of September, I take advantage of a few leisure moments to enclose you the substance of notes, taken by me during the last four years, on the habits of some of our Lepidoptera, especially relating to—

\* \* \* "Il luogo, il tempo, e il seme  
Di lor semenza e di lor nascimenti."

The observations I now send are confined to the pairing of these insects—a subject of much interest to the scientific observer, and of great importance to the collector. I am ready to follow them up with notes on egg-laying, hatching,

moulting, and many other habits—sportive, predacious, amiable, unamiable, odd and unaccountable — of Lepidopterous insects, in a state of nature and in confinement, should you think their publication would prove interesting to your readers in this wintry season.

On the particular subject of the present communication, may I take the liberty of saying that I should be glad to evoke information with respect to the following points:—

1. The best way of inducing insects to pair; how far this depends on age, time of the day or night, external air, sunshine, weather, vicinity of food-plant, &c.; whether it is better to place a single pair or many of each sex together.

2. The duration of the pairing; and whether its effectiveness depends on this.

3. The best way of putting bred females in a way to pair. Too often, reversing the classical legend, a virgin Andromeda, exposed to attract some gay Perseus, falls a prey to a roving monster in the guise of a spider or a colony of ants. Does pinning through the body interfere with the lady's ability? If so, can she be fastened in any other way?

4. Polygamy among Lepidoptera.

I am, Sir,

Your obedient servant,

A. B.

Brighton, Dec. 26, 1860.

#### I. ON THE PAIRING OF LEPIDOPTERA.

A. *Argynnis Paphia*.—Between the 26th and 28th of July, 1857, I caught

four females and two males, and turned them into a roomy leno bag placed over a pot, in which a young garden-raspberry plant and some dog-violets had been planted. They were often placed in the sunshine, and fluttered or walked about. Some of the females, I thought, evinced a disposition to flirt, but the males were very anchorites. By the 30th of July all but one female were dead. Not a single egg had been laid.

B. *Aretia Menthastris*.—A male came out of pupa on the 13th of June, 1858 at 3 P. M., and a female about two hours afterwards. At 8 I placed them about six inches from each other in a leno bag stretched over a young birch tree growing in a pot. About five minutes past 9 the male began to flutter and crawl, and in two minutes more the female followed suit. About 10 they settled three inches apart. I then transferred them in their bag to another pot, in which a marigold had been planted: still they showed no friendly dispositions; however, on returning after leaving them for a quarter of an hour, I found them quietly settled together; they separated between 9 and 10 the following evening.

C. *Notodonta Ziczac*.—I bred a male and female on the evening of the 30th of July, and left them in my cage all night. Next morning I found them together. Having to move them about 6 in the evening they very readily separated. The eggs were fertile.

D. *Smerinthus Populi*.—One came out on the 28th of July; another on the 28th or 29th. Though left together all the night of the 30th they remained single. On the morning of the 31st another female came out. I left all three together, and on the morning of the 1st of August the two first had paired effectually.

**E. *Notodonta Dromedarius*.**—On the 3rd of August a female came out. On the evening of the 5th I exposed her in a small leno bag in a locality frequented by the insect, keeping her there till half-past 10. She fluttered a good deal at dusk, but no male was attracted. On bringing her home I found a male had come out. I turned her in with him; but the morning showed no satisfactory result. From that time I kept them together till the male died (10th of August), and the female was moribund; sometimes in a leno bag stretched over a birch tree, sometimes in a small box, but fruitlessly. The female laid plenty of eggs, but they all proved unfertile.

**F. *Endromis Versicolora*.**—On the 24th of March, 1859, about 10.30 A. M., I found a male and a female drying their wings; another female came out about 1 P. M. I was engaged all day until about 10 P. M., when I found the three separate. I placed one female with the male in a large empty cage, and found them separate in the morning: I then placed them altogether in the large cage, and brought them inside the house. *The female which had been kept by herself since 10 P. M. of the 24th soon began to lay, and all her eggs proved fertile. Soon afterwards I placed the male on a birch twig close to the other female, and a quarter of an hour found them in cop.; they separated about dusk, and the eggs laid by this female were also fertile. I afterwards tried to pair off the male with other after-born females, but without success. I find the females of this species begin to call about three hours after their exclusion. On the 28th I had a female out, on the 29th another, and on the 31st, about 8.30 A. M., a male; at 11.30 A. M. I placed them together: I placed them in the sunshine, and caused*

them to flutter about, but without effect. At 2.15 I placed the male gently on a twig, about an inch from the female of the 29th: ten minutes afterwards I found the male very comfortably suggled in under the female's wing: they remained in that condition twenty-nine hours—till about 7 P. M. of the 1st of April, when they separated, and the lady began to lay eggs, which of course were fertile. Another male came out on the 4th of April, and about 1 P. M. he formed a matrimonial alliance with a female that came out on the 28th or 29th of March: about 1 P. M. of the 5th of April they had separated, and the female had laid nearly all her eggs; they proved fertile.

**G. *Arctia Lubricipeda*.**—In July, 1859, I placed some eight or ten bred specimens in a small glass breeding-cage, and left them there till they all died: the glass sides were covered with batches of eggs, and I found a male and female had died in each other's embraces. The body of the female appeared quite empty: it seems from this that the female retains the sexual impulse after she has laid all her eggs.

**H. *Hadena Atriplicis*.**—I placed together in a glass breeding-cage with several pot-herbs, some three or four pairs of these insects: if they united I did not observe it: a few score of eggs were laid, but a friend to whom I gave them told me they came to nothing.

**I. *Ephyra Orbicularia*.**—At the beginning of August, 1860, I bred about twenty of these from eggs laid by two females taken early in June. I kept them together in a large glass cylinder placed over sallow twigs standing in wet sand, and stood this apparatus in my garden among some growing sallows; they soon laid me some fertile eggs: I did not actually see them *in cop.*; but

a friend tells me this operation takes place about 10 P.M., and is of very short continuance.

5. *Notodonta Camelina*.—I have seen the males of this species trooping up in quest of a freshly-excluded female so fast that I took four in about three minutes. The night before more than a dozen were taken in about half-an-hour, between 11 and 12 at night, in June. I do not think they fly much before 11.

gets rare specimen No. 1 don't go in for rare specimen No. 2.

4. To aid us in sending every shareholder what he or she (I am very happy to say I have a lady subscriber) wants, as far as possible, I would beg subscribers to send their marked lists, as I believe any one would rather have what he wanted (even if less rare) than insects of which he had a full series.

In no case whatever will a single specimen be kept back.

---

THE PROPOSED COLLECTING TOUR  
IN THE NEW FOREST, &c.

*To the Editor of the 'Intelligencer.'*

Sir,—Would you allow me a little space in the 'Intelligencer' to explain the way in which I intend dividing the insects I capture during the ensuing season, as I have had many inquiries on that and other points?

1. The number of shares is limited to sixty, three of which I shall take for specimens for my own collection.

2. The *whole* of the insects I take will be equally and fairly divided.

3. I have been asked several times, "How about very rare or single specimens?" The following is the way in which I propose to get rid of that difficulty:—First, we shall divide all the species that will go round one or more times; then if there are, say six of one species, twenty of another, twelve of another, and so on,—of equal rarity,—they will be put together and divided as fairly as possible. Then as there are sure to be a few very rare and single examples, we shall hold a fair, open *ballot* for them, one by one: of course, whoever

The number of shares already taken stand thus:—

For Lepidoptera only . . . . .	20
„ Coleoptera . . . . .	1
„ both Orders . . . . .	3
„ all Orders . . . . .	2
„ Larvæ or Ova of Lepidoptera . . . . .	1
Total . . . . .	<u>27</u>

No one, as yet, has "bid for the bugs."

Yours, &c.,

W. FARREN.

1, *Rose Crescent, Cambridge* ;  
February 12, 1861.

---

*Complete in Two Vols., fcp. 8vo, cloth, price 10s.,*

**A** MANUAL of BRITISH BUTTERFLIES and MOTHS. By H. T. STAINTON.

This work contains descriptions of nearly 2000 species, interspersed with observations on their peculiarities and times of appearance, &c., and is illustrated with more than 200 woodcuts.

London: John Van Voorst, 1, Paternoster Row.

**W.** FARREN, 1, ROSE CRESCENT, CAMBRIDGE, has a few (10) fine **POLYOMMATUS ACIS** FOR SALE. They were captured last Season by a Reverend Gentleman in Somersetsshire (name and locality given if required); also A FEW OTHER INSECTS, which he will sell at reduced prices, in consequence of wanting to clear his boxes.

---

For Sale.

**LUPERINA CESPITIS.**—Having a few specimens of this insect in duplicate, I shall be glad to send to any address for the amount in postage-stamps: one pair for 4s., and a single insect for 2s. 6d.—**RICHARD TUDSBURY, Edwinstowe, Ollerton, Notts.**

**WANTED TO BUY**—Pupæ of *S. Ligustri*, *A. Atropos* and *S. Ocellatus*.

Address, **Dr. PATERSON, Bridge of Allan, N.B.**

---

Price 3s.,

**PRACTICAL HINTS** respecting **MOTHS** and **BUTTERFLIES**, with Notices of their Localities; forming a Calendar of Entomological Operations throughout the Year in pursuit of Lepidoptera. By **RICHARD SHIELD**.

London: Van Voorst, 1, Paternoster Row.

---

Price 3s. 6d.,

**THE WORLD OF INSECTS;** A Guide to its Wonders. By **J. W. DOUGLAS**, President of the Entomological Society of London.

London: John Van Voorst, 1, Paternoster Row.

---

Now ready, price 2s. 6d.,

THE

**ENTOMOLOGIST'S ANNUAL**

for 1861.

With Coloured Plate.

London: John Van Voorst, Paternoster Row.

To Entomologists.

**W.** FARREN, at the urgent wish of many of his best friends, begs to announce that he will **COLLECT INSECTS**, during the coming Season (**BY SUBSCRIPTION**) in the **NEW FOREST, ISLE OF WIGHT, ISLE OF PORTLAND, &c.** He will commence as soon as practicable, and terminate his engagement at the end of October.

**W. F.** has collected in the above localities during two seasons, viz. 1858 and 1859; in 1858 he collected for Subscribers, and gave perfect satisfaction, having captured many of the greatest rarities.

**W. F.** will collect *Lepidoptera*, *Coleoptera*, *Hemiptera*, *Diptera*, and any other Order wished for by any of his Subscribers. Shares will be One Guinea each. One or more Shares may be taken for *Lepidoptera* and *Coleoptera*, but he will take only a few Subscribers for the other Orders.

Gentlemen wishing to subscribe to the above will please to send their names and subscriptions, stating which Order they wish to subscribe for, as early as possible before the 25th of March next, as the number of Subscribers is limited.

References are kindly permitted to—

**C. C. BABINGTON, Esq., M.A., F.R.S., F.L.S., F.G.S., &c.,** St. John's College, Cambridge.

**J. W. DUNNING, Esq., B.A., F.C.P.S., M.E.S.L.,** Fellow of Trinity College, Cambridge, 1, Field Court, Gray's Inn, London.

**A. F. SEALY, Esq., M.A., F.C.P.S., M.E.S.L.,** 70, Trumpington Street, Cambridge.

**F. BOND, Esq., F.L.S., &c.,** 24, Cavendish Road, St. John's Wood, London.

1, *Rose Crescent, Cambridge,*  
January 16th, 1861.

**PS.** **Mr. T. BROWN, 13, King's Parade, Cambridge,** has kindly consented to assist in sharing out the Insects, the whole of which will be divided at the end of the Season.



# THE ENTOMOLOGIST'S WEEKLY INTELLIGENCER.

No. 230.]

SATURDAY, MARCH 2, 1861.

[PRICE 1*d.*

"I, FIRST."

A MONTH later there appeared in the same journal a reply from Albatross, both to Nemo and Scriptor, and a reply from Nemo to Scriptor.

Albatross wrote as follows:—

"I was certainly much surprised, on cutting open your journal last month, to find that Nemo complained of my 'ill-tempered observations,' and concluded by comparing me to '*a dog in the manger.*' I was certainly not conscious of any ill temper when I penned that short paragraph you were so good as to insert. I was rather amused at the pompous-sounding 'I, first' with which Nemo had commenced his notice of the capture of *Ootes bradypus*, and I thought it only an act of kindness to point out where he was in error. My last sentence respecting 'the honour of adding the species to our lists being mine' was written jocosely, and I certainly never dreamt any one would suspect me of a wish to quarrel with any one on so puerile a subject as the first capture of a hexapod. If Scriptor was

beforehand with me in the capture of this insect, he is quite welcome to the glory he has thereby acquired; but I must protest against the practice of writing elaborate scientific papers and then hiding them in the 'Transactions' of some local Society, of which no one ever heard. I have asked twenty people, and they all say that they never before heard of the Natural-History Society of Flummery-cum-Dumdum; I have asked botanists and ornithologists as well as entomologists, but to all the Society is a thing unknown; and furthermore I have tried to obtain the 'Transactions' of the Society, since Scriptor's notice appeared in your pages, through my bookseller, but with no success, the answer I received being 'out of print.' One of the curses of the present day is the multitude of little local periodical journals, any one of which *may* contain a valuable scientific paper, whereas it is physically impossible that we can all keep acquainted with the whole of them; a critical scientific paper like that which Scriptor appears to have written, ought to have been communicated either to a leading journal

like your own, or to the 'Transactions' of some central learned body like the Entomological Society of London. Could not each local Society send the cream of its 'Transactions' or 'Proceedings' to you for publication? I trust, if Scriptor's paper is not otherwise procurable, he will reprint it in your columns."

Nemo's reply to Scriptor, which appeared in the same journal with the above, is too long for insertion here, and we must defer it till next week.

(To be continued.)

THE ENTOMOLOGIST'S WEEKLY INTELLIGENCER may be obtained

WHOLESALE of E. Newman, 9 Devonshire Street, Bishopsgate, and of W. Kent & Co. 51 & 52 Paternoster Row.

RETAIL of James Gardner, 52 High Holborn; H. J. Harding, 1 York Street, Church Street, Shoreditch; A. W. Huckett, 3 East Road, City Road; W. Weatherley, High Street, Peckham; C. J. Cribb, 8 Westbourne Grove, Bayswater; W. Cull, 34 Henry Street East, St. John's Wood; T. Cooke, 513, New Oxford Street.

At Beverley, of John Ward, News Agent, &c. 'Recorder' Office.

At Birmingham, of Robert Burns, 63 Edmond Street.

At Brighton, of John Taylor, News Agent, &c. 86 North Lane.

At Cheltenham, of C. Andrew, 129 High Street.

At Darlington, of M. Simonson, News Agent, Bondgate.

At Hemel Hempstead, of H. Salter, Bookseller, &c. High Street.

At Huddersfield, of J. E. Wheatley and Co., Booksellers, 18 New Street

At Kingston-on-Thames, of W. Bryden, Bookseller, &c. Apple Market.

At Leatherhead, of T. R. Negus Chemist and Stationer.

At Leeds, of J. Fox, Bookseller, &c. Boundary Terrace, Burley Road.

At Maidstone, of Messrs. Nicholsons, Brothers, Printers, &c. 31 Mill St.

At Middleton, of John Fielding, Bookseller, Wood Street.

At Oldham, of John Holt, Bookseller, 6 George Street.

At Rotherham, of H. Carr, Bookseller, Bridge Street

At Sheffield, of C. K. Jarvis, News Agent, Post Office, Barker's Pool.

At Wakefield, of William Talbot, Crystal Place.

At Worcester, of G. Morgan, Bookseller and News Agent, Little Angel St.; and of J. Pegg, Bookseller and News Agent, 20 Meaicheapen Street.

At York, of Robert Sunter, 23 Stonegate.

Country Newsvenders who have this paper on sale are requested to send us their names and addresses to be added to the above list.

All communications to be addressed to MR. H. T. STANTON, Mountsfield, Lewisham, near London, S.E. No notice will be taken of anonymous communications.

EXCHANGE.—The charge for lists of duplicates and desiderata remains as before—

	s.	d.
Under half a column . . .	0	6
Above half a column, but under half a page . . .	1	0
Above half a page, but under a page . . . . .	2	0

Correspondents will therefore please enclose stamps for these amounts when they send notices which belong to the heading of "Exchange."

Mr. STANTON will be "at home" on Wednesday next, the 6th instant, at 6 P. M., as usual.

CHANGE OF ADDRESS.—Having left Liverpool my address is now—H. STEPHENSON, Fisher Yard, Long Royd Bridge, near Huddersfield; February 23.

#### TO CORRESPONDENTS.

S. S.—The numbers refer to the Appendix to the 'Manual,' which is printed separately as 'Synonymic Lists.' See advertisement in another column.

J. I.—Your saw-fly is *Sirex gigas* or *S. juvenus*; the white grubs no doubt belong to it.

#### CAPTURES.

##### LEPIDOPTERA.

Another Locality for *Noctua Ditrapezium*.—On the 21st of last August I captured two moths I could not at the time make out. I showed them to several of my entomological friends, none venturing to say what they were, until my friend Mr. Edleston pronounced one a variety of *A. Tritici* and the other a variety of *N. C-nigrum*. On Sunday last my friend Mr. Gregson came over from Liverpool, and I submitted them to his examination: the first he pronounced *Agrotis Cursoria*, var., he having a form just like it; the other he says he is certain is no less than *Noctua Ditrapezium*, and he begged the favour to exhibit it at the meeting of the Northern Entomological Club, which will take place at Manchester in a few weeks. I captured it in my net, flying over the flowers of *Senecio Jacobaea*: it was raining at the time, and

the wind so strong that insects could scarcely sit on the flowers. The following I find in my note-book for the same night:—"One *Præcox*, one *Cespitis*, a few *Cursoria*, a number of *Tritici*, &c., &c., all on the marsh, near Conway, North Wales." Mr. Gregson says *Ditrapezium* should be out in July, at sugar, so if any of my brethren of the net should pay a visit to Conway I hope they will keep their "weather eye" open; if they do I have no doubt that many will be able to fill up a gap in their cabinets before another year is over.—THOMAS HAGUE, *Dog and Part-ridge Inn, Staleybridge; Feb. 19.*

#### OBSERVATIONS.

*Coleophora Siccifolia*.—Looking on a hawthorn-hedge, the other morning, I thought that one of the brown leaves left sticking on seemed of a rather familiar form, and, on taking hold of it, it turned out, as I expected, a case of *Coleophora Siccifolia*. It might be advisable to collect these cases (*if they can be found*) before the hedges are again green, as a *Siccifolia* collected now should be more easily reared than one collected in August.—H. T. STANTON; *Feb. 26.*

#### EXCHANGE.

*Erirhinus vorax*.—Having taken this insect in plenty, I shall be happy to forward living specimens to any one sending a pill-box and stamps.—R. TYRER, *Cavendish, Sudbury; Feb. 19.*

*Exchange.* Wishing to complete my *Rhopalocera* first, I have *Melitæa Cinxia* (12), *Arge Galathea* (40), and *Sphinx Convoluti* (15), to exchange for *Erebica*

*Cassiope, Ctenonympha Davus, Limenitis Sibylla, Apatura Iris, Argynnis Lathonia, Thecla Betulæ, T. Pruni, T. W.-Album, Polyommatus Arion, Steropes Paniscus, and Pamphila Actæon.*—S. STONESTREET, R.E.D., *Buckland, Dover.*

---



---

CATEPHIA ALCHYMISTA.

---

*To the Editor of the 'Intelligencer.'*

Sir,—I have been too busy lately to be able to find time to notice, in the 'Intelligencer' for February 9 (p. 147), a statement made by Mr. Hodgkinson, of Preston, that "*Catephia Alchymista* had flown into light." If he alludes to the capture of *C. Alchymista*, as made by me, I must refer him to the 'Entomologist's Annual' for 1859 (p. 148) and to the 'Zoologist' for 1859 (p. 6351). The specimen in question was taken sipping the sugar on an oak tree, and, from its freshness, I infer that having just emerged it had crawled up to the sugar to sip the sweet, and had never flown.

Yours, &c.,

A. WALLACE.

23, Bedford Place,  
Feb. 20.

---



---

CESSATION OF THE DEMAND FOR HUMBLE-BEES.—We understand that Mr. Lubbock will not want any more humble-bees till next winter.

CAMBRIDGE ENTOMOLOGICAL SOCIETY.—At the Anniversary Meeting of this Society on the 1st of February, the following gentlemen were elected to form the Council for 1861:—President, Alfred Pretor, Trin. Coll.; Vice-Presidents, C. C. Babington, M.A., F.L.S., Thomas Brown, Frederick Barlow, M.E.S.; Hon. Sec., George Wilks, Trin. Coll.

FORCING OBSTINATE LARVÆ.

---

AT your request I have given a rather detailed account of my mode of forcing my insects.

In the autumn of 1859, in anticipation of my fen project, I collected a large number of larvæ, to be ready for the coming campaign. The unusual heat of the summer of 1859 appears to have hastened the development of some species, and in November of that year many of the Micro-larvæ were plentiful and unusually large for the time of year: thus *Coleophora Lineolea* and *Albitarsella* had already full-grown cases, as though it were May. I sent you some of the former, and could scarcely make myself believe, when I asked you the question, that they really were the insects I had at first conjectured them to be: you satisfied me as to the correctness of my first surmises. Some fed through the winter, others ceased feeding.

The following larvæ were collected in the autumn of 1859:—

- Oct. 27. *Coleophora juncicolella*. On Herringfleet Heath; out of twenty larvæ I bred two specimens, July 20th.  
 ... *C. Solitariella*. Sixty larvæ; seven specimens appeared Aug. 3.  
 Nov. 3. *C. Viminetella*. Fifteen larvæ; none bred.  
 ... *C. Albitarsella*. Sixty larvæ; twenty-two of the imago appeared from July 3rd to August 1st.  
 Nov. 5. *C. Inflatæ*. Five larvæ; none bred.  
 ... *C. Lineolea*. Eighty larvæ; thirteen bred from June 20th to August 13th.  
 Nov. *C. Argentula*. Five larvæ; two bred August 17th.  
 Nov. 24. *C. Annulatella*. These larvæ were in scores; I found them swarm-

ing on *Chenopodium album*, *C. Bonus-Henricus*, *Atriplex portulacoides* and *A. Hastata* (I also found six cases on *Salicornia Herbacea*, which appeared to agree with the others); out of a hundred and fifty larvæ I had collected I bred sixteen only.

Sept. *C. Cæspitiella*. Twenty larvæ: none bred.

During last summer I also collected the following larvæ:—

April 30. *C. Alcyonipennella*. Seventy larvæ; two bred August 15th.

May 1. *C. Murinipennella*. Thirty larvæ; four bred July 16th.

May 29. *C. Badiipennella*. Twenty-six larvæ; two bred August 14th.

June 16. *C. Gryphipennella*. Forty-two larvæ; three bred July 3rd.

... *C. Anatipennella*. Forty larvæ; eight bred August 20th.

... *C. Lutipennella*. Twenty-eight larvæ; none bred.

July 3. *C. Fuscadinella*. Seventy larvæ; fourteen bred August 14th.

Aug. 1. *C. Troglodytella*. Thirty larvæ; none bred.

Aug. 24. *C. Paripennella*. Sixty larvæ; none bred.

In May I collected hundreds of the larvæ of *Laverna Phragmitella* in the heads of *Typha*; I had some feeding all the summer, and even at this day some are coming out. Nearly all through September and October they came out cripples, and hid themselves among the wool. At last I put them in a green-house (which was slightly heated at night) for about ten days, and then removed them into the forcing-house, with a heat of from 40° to 75°, or even 80°; they soon began to come out very fine all through November, far into December, when they ceased.

Finding no more *Phragmitella* come

out, on the 21st of December I put my remaining pupæ and larvæ into the forcing-house (they had been in the green-house since the 14th of December). During the Christmas week I was in London, and when I come home I found some insects had come out and died during my absence. I then looked every day, and there came out as follows:—

Jan. 3. One *Coleophora Badiipennella*.

4. Two *Acrolepia Pygmæana*.

„ Two *Coleophora Fuscadinella*.

5. One *C. Solitariella*.

11. Two *C. Viminetella*.

„ Four *Laverna Phragmitella*.

18. Two *Coleophora Lineola*.

„ Three *C. Troglodytella*.

24. Several *C. Albitarsella*.

29. One *Lithocolletis Pomifoliella*.

31. Two *Coleophora lutipennella*.

„ Two *C. Alcyonipennella*.

W. WINTER.

*Aldeby, Feb. 1, 1861.*

#### NATURAL HISTORY OF THE TINEINA.

THE 'Times,' writing now in favour of the Exhibition of 1862, comments on the new population that has grown up since 1851, reminding us that though to veterans ten years seems no time, to the juveniles it is a long period of time. There is no great difference between sixty and seventy—there is a very great difference between seven and seventeen. Those who are now seventeen were only seven years old in 1851.

It is now seven years since the prospectus of the 'Natural History of the Tineina' appeared, and the first subscriber's names were received at a Meeting of the Entomological Club, at Mr.

Spence's, January 21, 1854. Of the sixteen who sat down to supper that evening, we have lost four; Ingpen, Spence, Wing and Yarrell.

The entomological world now is not the same as it was in 1854.

When the prospectus of the 'Natural History of the Tineina' appeared it was intimated that the names of subscribers would be taken for the first ten volumes at 7s. 6d. a volume. As the gentlemen who then came forward as subscribers did so before a single volume had appeared, it was felt it would be ungracious to them to receive additional subscribers after the publication of Vol. I., and that volume accordingly contained the following announcement:—

"The subscription list of the first ten volumes is now closed. Due notice will be given of the opening of the subscription list for the second series of ten volumes."

I am not proposing at present to open the subscription list for the second series of ten volumes, but one half of the first ten volumes being already published I propose now to open a subscription list for the remaining five volumes, at ten shillings each volume. The original subscribers will have no cause of complaint, and those who have grown up since the prospectus appeared in 1854 will have an opportunity of obtaining the volumes at a considerable reduction from the published price.

I shall therefore be glad to receive the names of subscribers for Volumes VI. to X. of the 'Natural History of the Tineina,' at 10s. each volume.

Vol. VI. will be published during the summer of the present year.

H. T. STANTON.

*Mountsfield, Lewisham, S.E.*

*Feb. 25, 1861.*

## A MISTAKE.

*To the Editor of the 'Intelligencer.'*

Sir,—Are mistakes ever admitted? or is it wrong to do so? Is not the 'Journal of Entomology' a mistake? Such seems to be your opinion, and also that of Mr. Douglas, the President of the Entomological Society; or are you both jealous of the popularity of the new publication? Does it threaten to cause the extinction of the Entomological Society of London, by sapping its vitals and diverting from their legitimate channel the various papers on entomological subjects which should have been read before the Society?

Mr. Douglas's remarks in his "Anniversary Address" have perhaps not been seen by all your readers; I therefore cite them here, assuring the promoters of the 'Journal' that I do so "with the best feeling," for I feel convinced of this—that if they have made "a mistake" the sooner they discover it and retrace their steps the better.

"The names of the authors are a sufficient guarantee for the excellence of these papers; I can only regret that the writers have thought proper to contribute them to a new work, in no respect differing from our 'Transactions,' which languish for want of the very support here so freely bestowed. I might quote many letters that I have received upon this subject, to show that is not my own individual opinion: I content myself with an extract from one which conveys the meaning of all the others. My correspondent writes, 'Cannot you get more papers for the Society? Can you tell me why the 'Journal of Entomology' was started, and by whom? I see a second number is announced; I had hoped the first would have been the last. It is too bad

that the writers should starve the Society's 'Transactions,' unless they have some very cogent reasons.' The only advantage that I can conceive the authors have is, that the papers are published somewhat sooner than they would be in our 'Transactions,' but this could be remedied if we had the matter to publish; for want of matter has sometimes delayed our Parts; and even on the score of expense to the Society, if that were urged as an objection, if the authors contributed something to the Society to ensure the rapid publication of their papers, the cost to them, or to the promoters of the 'Journal,' as the case may be, would be much less than that of bringing out a separate publication. Indeed, I think, that with the exceedingly numerous entomological publications at present in existence, he who adds another one, without any feature to distinguish it from others, needlessly increases labour and expense to his entomological brethren. Therefore, I think the publication of the 'Journal' a mistake, and as the promoters are all members of, and I believe well-wishers to, the Society, and besides friends of my own, I make these remarks, embodying a very general opinion, with the best feeling, and in the hope that they will be received as they are meant."

Were I to come to a cross-road where there is no sign-post, and to take the wrong road, the longer I persisted in that course the worse my position would become, and I should feel only too thankful to any one who would check me at the outset by pointing out my mistake.

I am, Sir,

Yours, &c.,

M.D.

**T**O BE SOLD, A SECONDHAND CABINET, of 32 Drawers, 18 inches by 16, 2 inches deep, with bottom department for Books or Boxes, or could be made into a 60-drawer Cabinet. Stands 6 feet 9 inches high, 3 feet 6 inches wide. With a Collection of about twelve hundred Lepidoptera, about six hundred different sorts. Please enclose a stamp for particulars.—W. DOWNING, near Snaresbrook Station, Wanstead, Essex.

**S**YNONYMIC LIST of BRITISH LEPIDOPTERA, for interchange amongst Collectors. Part II. is now ready. Price 1s. 6d. per dozen (post free).

SYNONYMIC LISTS to the end of the Noctuæ may still be had on application. Price 1s. 3d. per dozen, or 4s. 6d. for 50 (post free).

H. T. STAINTON.

Mountsfield, Lewisham, S.E.

**T**HE ENTOMOLOGIST'S ANNUAL for 1855, Second Edition, price 2s. 6d., contains the following information on COLLECTING and PRESERVING LEPIDOPTERA, by H. T. STAINTON:—

1. How to collect Lepidoptera.
2. How to rear Lepidoptera from the pupa or larva state.
3. How to kill Lepidoptera.
4. How to pin Lepidoptera.
5. How to set Lepidoptera.
6. How to arrange Lepidoptera in the Collection.

It also contains NOTES on the COLLECTING and PRESERVING COLEOPTERA, by T. VERNON WOLLASTON:—

1. Suggestions where Coleoptera should be looked for.
2. The apparatus necessary for the collector of Coleoptera.
3. The mode of preparing the specimens when caught.

From it containing this information, this little volume is of great value to all beginners, and some may be incited to greater ardour in the pursuit by reading the "Address to Young Entomologists at Eton, Harrow, Winchester, Rugby, and at all other Schools."

London: Van Voorst, 1, Paternoster Row.

Now ready, price 2s. 6d.,

To Entomologists.

THE  
ENTOMOLOGIST'S ANNUAL  
for 1861.

With Coloured Plate.

CONTENTS.

NEUROPTERA.

Synopsis of the British Phryganidæ.  
By Dr. Hagen.

Synopsis of the British Psocidæ. By  
Dr. Hagen.

Some Suggestions for the successful  
Pursuit of the Study of the Phryga-  
nidæ, with a Description of a new  
British Species. By R. M'Lachlan.

HYMENOPTERA. By Frederick Smith.

Observations on the Effects of the late  
unfavourable Season on Hymen-  
opterous Insects; Notes on the  
Economy of certain Species, on the  
Capture of others of extreme Rarity,  
and on Species new to the British  
Fauna.

HEMIPTERA. By the Editor.

A List of British Hemiptera.

COLEOPTERA. By E. W. Janson, Sec.  
Ent. Soc.

New British Species noticed in 1860.

LEPIDOPTERA.

New British Species in 1860. By the  
Editor.

Rare British Species captured in 1860.

Observations on British Tineina.

Answers to Enigmas.

Enigmas still unanswered.

New Enigmas for Solution.

Natural History of the Tineina.

Index to the New Lepidoptera in  
former volumes of the 'Annual.'

Notes on Eupithecia Larvæ. By the  
Rev. H. H. Crewe, M.A.

NEW WORKS ON ENTOMOLOGY.

London: John Van Voorst, Pater-  
noster Row.

W. FARREN, at the urgent wish of  
many of his best friends, begs to  
announce that he will COLLECT INSECTS,  
during the coming Season (BY SUBSCRIP-  
TION) in the NEW FOREST, ISLE OF  
WIGHT, ISLE OF PORTLAND, &c. He  
will commence as soon as practicable,  
and terminate his engagement at the end  
of October.

W. F. has collected in the above  
localities during two seasons, viz. 1858  
and 1859; in 1858 he collected for Sub-  
scribers, and gave perfect satisfaction,  
having captured many of the greatest  
rarities.

W. F. will collect *Lepidoptera*, *Cole-  
optera*, *Hemiptera*, *Diptera*, and any other  
Order wished for by any of his Sub-  
scribers. Shares will be One Guinea  
each. One or more Shares may be taken  
for *Lepidoptera* and *Coleoptera*, but he  
will take only a few Subscribers for the  
other Orders.

Gentlemen wishing to subscribe to the  
above will please to send their names  
and subscriptions, stating which Order  
they wish to subscribe for, as early as  
possible before the 25th of March next,  
as the number of Subscribers is limited.

References are kindly permitted to—

C. C. BABINGTON, Esq., M.A., F.R.S.,  
F.L.S., F.G.S., &c., St. John's Col-  
lege, Cambridge.

J. W. DUNNING, Esq., B.A., F.C.P.S.,  
M.E.S.L., Fellow of Trinity College,  
Cambridge, 1, Field Court, Gray's  
Inn, London.

A. F. SEALY, Esq., M.A., F.C.P.S.,  
M.E.S.L., 70, Trumpington Street,  
Cambridge.

F. BOND, Esq., F.L.S., &c., 24, Caven-  
dish Road, St. John's Wood, London.

1, *Rose Crescent, Cambridge*,  
*January 16th, 1861.*

PS. Mr. T. BROWN, 13, King's Parade,  
Cambridge, has kindly consented to assist  
in sharing out the Insects, the whole of  
which will be divided at the end of the  
Season.



# THE ENTOMOLOGIST'S WEEKLY INTELLIGENCER.

No. 231.]

SATURDAY, MARCH 9, 1861.

[PRICE 1d.

"I, FIRST."

NEMO's letter, which appeared in the same number of the journal, was as follows:—

"I confess, when I read the note signed 'Scriptor' in your journal last month, I was surprised that you should have soiled your pages by inserting such nonsense. I felt confident, from the style of the writer, that 'Scriptor' must be a complete *ignoramus*, and so it proves; the insect he so confidently announces as *Ootes bradypus* is not even an *Ootes* at all. I called on him, and saw his collection, in which were specimens ill skewered, ill set, ill arranged and wrongly named; he showed me the 'earliest capture,' which 'dates twenty years back,' and lo! it was an *Iksometa*, of which the antennæ had been broken off close to the basal joint! After this your readers may judge of the scientific value of the 'elaborate paper, read before the Natural History Society of Flummery-cum-Dumdum,' in which he 'pointed out the distinction between it and all the other allied species of the genus.' If

the 'Transactions' of that Society are filled with papers of equal value they must be of *rare* merit! It is utterly inconceivable to me that any one, with such a masterly monograph as that of Schwalben's before him, could be guilty of such an eccentric absurdity. I presume we must set it down to the eccentricities of genius! As to Scriptor's absurd idea that I had overlooked his paper, I knew it well, but it did not require a glance at his collection to enable me to determine that his insect was no *Ootes*. That much at any rate was patent from his 'elaborate paper,' and I have therefore noted in my private memoranda on the synonymy of insects:—

'*Ootes bradypus*, Schwalben (not of Scriptor, T. N. H. S. F.-c.-D.)'

I told 'Scriptor' he ought in common justice to send you some apology for having imposed on you with such trash, and I hope I made him feel ashamed of himself. As I believe I have now silenced both the combatants who have appeared on the field, I trust that your pages will at present have

repose from the controversy respecting the capture of *Ootes bradyus*."

The entomological world reads and notes, and is of opinion that much unnecessary fuss has been made about *Ootes bradyus*, and that the matter most patent has been the vanity of the various writers.

THE ENTOMOLOGIST'S WEEKLY INTELLIGENCER may be obtained

WHOLESALE of E. Newman, 9 Devonshire Street, Bishopsgate, and of W. Kent & Co. 51 & 52 Paternoster Row.

RETAIL of James Gardner, 52 High Holborn; H. J. Harding, 1 York Street, Church Street, Shoreditch; A. W. Hockett, 3 East Road, City Road; W. Weatherley, High Street, Peckham; C. J. Cribb, 8 Westbourne Grove, Bayswater; W. Cull, 34 Henry Street East, St. John's Wood; T. Cooke, 513, New Oxford Street.

At Beverley, of John Ward, News Agent, &c. 'Recorder' Office.

At Birmingham, of Robert Burns, 63 Edmond Street.

At Brighton, of John Taylor, News Agent, &c. 86 North Lane.

At Cheltenham, of C. Andrew, 129 High Street.

At Darlington, of M. Simonson, News Agent, Bondgate.

At Hemel Hempstead, of H. Salter, Bookseller, &c. High Street.

At Huddersfield, of J. E. Wheatley and Co., Booksellers, 18 New Street,

At Kingston-on-Thames, of W. Bryden, Bookseller, &c. Apple Market.

At Leatherhead, of T. R. Negus, Chemist and Stationer.

At Leeds, of J. Fox, Bookseller, &c. Boundary Terrace, Burley Road.

At Maidstone, of Messrs. Nicholsons, Brothers, Printers, &c. 31 Mill St.

At Middleton, of John Fielding, Bookseller, Wood Street.

At Oldham, of John Holt, Bookseller, 6 George Street.


At Rotherham, of H. Carr, Bookseller, Bridge Street

At Sheffield, of C. K. Jarvis, News Agent, Post Office, Barker's Pool.

At Wakefield, of William Talbot, Crystal Place.

At Worcester, of G. Morgan, Bookseller and News Agent, Little Angel St.; and of J. Pegg, Bookseller and News Agent, 20 Mealcheapen Street.

At York, of Robert Sunter, 23 Stonegate.

 Country Newsvenders who have this paper on sale are requested to send us their names and addresses to be added to the above list.

*All communications to be addressed to MR. H. T. STANTON, Mountsfield, Lewisham, near London, S.E. No notice will be taken of anonymous communications.*

EXCHANGE.—The charge for lists of duplicates and desiderata remains as before—

	s.	d.
Under half a column . . .	0	6
Above half a column, but under half a page . . .	1	0
Above half a page, but under a page . . . . .	2	0

Correspondents will therefore please enclose stamps for these amounts when they send notices which belong to the heading of "Exchange."

TO CORRESPONDENTS.

J. S., CARLISLE.—If you wish your advertisement inserted, please forward 2s. 6d. in postage-stamps.

## CAPTURES.

## LEPIDOPTERA.

*Colias Edusa*.—Yesterday I captured a very fine female specimen of *C. Edusa* on an old overhanging stone in a hedge, at Torpoint, in Cornwall. As I thought it might prove interesting to your readers I have made it known, more especially as the species was very scarce here last season.—R. P. HARVIE, 8, Keppel Street, Stoke, Devon; Feb. 25.

*Lithosia Caniola*.—Mr. Doubleday announces, in the 'Zoologist' for March, the occurrence of bad specimens of the *L. Caniola* of Hübner in Devonshire and Ireland. Probably other species of *Lithosia* yet remain undetected in our less-explored districts.—H. T. STAINTON; March 4.

## OBSERVATIONS.

*Cidaria Reticularia*, the new *Geometra*.—In the pages of the 'Zoologist' the above new species is announced as having been captured so long back as 1856. It may be interesting to some of your readers to know why it has not been noted before. Its history should be a lesson for every one to look and judge for themselves, without taking everything for gospel that any one pronounces. In 1856 my friend T. H. Allis and I met, as we occasionally do, to chat and hunt in the Lake District; and whilst we were thrashing the bushes and shrubs he captured a specimen of *Reticularia*. He comes to me, "What is this?" "Oh! it must be *Silacearia*, second brood," I remarked, "Mr. H. Doubleday once bred some." However, we did not let that prevent us doing a little more business with the presumed pretty *Silacearia*. I took what I could, and distributed

them (as also did my friend Mr. Allis) for the "second brood of *Silacearia*" to the first-class cabinets; and there they have been stuck among *Silacearia* until this present year. When Mr. Allis saw Mr. Doubleday's, he at once saw that our specimens were distinct. No doubt it is an agreeable notification to those we sent them to that they possess a species new to Britain. I may add that I have been to the same locality since, but did not see any other specimens.—J. B. HODGKINSON, Penwortham Mill, near Preston; Feb. 27.

*Habit of the Larva of Laverna Decorella*.—In the first part of the Stettin 'Eutom. Zeitung' for this year (1861) are some more extracts from the notebook of Senator Von Heyden, of Frankfurt-on-the-Maine. Amongst them, at p. 37, I find a notice of *Mompha Divisella*, which I believe to be identical with our *Laverna Decorella*, and it may be useful in enabling us to collect the larva of that species, which I erroneously reported last year to have been bred from *Lythrum salicaria*. "The larva," writes Von Heyden, "lives in a more or less rounded, gall-like swelling, of the size of a pea, on the stem of *Epilobium alpinum*, generally at the base of a leaf-stalk. There are often several galls on one stem. The larva changes in a loughish, whitish cocoon, within the very confined space of the gall; at the upper side of the gall some white web protrudes in a tubular form through a small hole, and out of this the perfect insect escapes. A gall found in the middle of October produced a moth the following day."—H. T. STAINTON; March 4.

*Nepticula Aurella* bred from *Agrimonia Eupatoria*.—"Nepticulophilus" will be glad to hear that *Aurella* has been bred from *Agrimonia Eupatoria*: a specimen appeared this morning from larvæ I received from Mr. Healy, on the 21st of October last. Thus at least three species of *Nepticula* occur on the *Agrimonia*,

viz. *Aurella*, *Agrimonix* and *Æneofasciata*.—IBID.

*A new Nepticula*.—Under the name of *Nepticula bis-trimaculella*, Von Heyden has described, in the 'Stettin Ent. Zeit.,' 1861, p. 40, a new *Nepticula*, allied to *Subbimaculella*, but feeding on birch. The markings appear to be similar to those of *Subbimaculella*, but the anterior wings are blacker, and the tuft of the head is brown-black. The mine is very similar to that of *Subbimaculella*, but in the leaves of birch.—IBID.

*Gracilaria Pavoniella*.—This is one of the most beautiful of the smaller *Graciliarix*. It was a great rarity till, a few years ago, Professor Frey discovered the larva near Zurich, mining in the leaves of *Margarita Bellidiastrum*, and making great blotches. In the autumn of 1859 Senator Von Heyden met with this larva in the neighbourhood of Frankfurt, mining the leaves of *Aster Amellus*. This encourages the hope that the species will yet be found in England, for, as the larva is not confined to one food-plant, it may feed on several of the *Compositæ*, and not improbably on some of our indigenous species. I quote the following from Von Heyden's observations in the 'Stettin Ent. Zeitung,' 1861, p. 37:—"I found the larva in the middle of October, mining in the leaves of *Aster amellus*. The mine is large, often an inch long, usually at the tip of the leaf, and occupying its whole breadth. In its middle, along the midrib is an inflated spindle-form space (with a longitudinal keel on the upper side of the leaf), in which the larva usually resides. It only frequents the plants growing in the shade of trees, and only in the large basal leaves do we sometimes find two mines in one leaf. Very rarely is the mine at the side of the midrib. The larva quits the mine in March or April, and forms a flat, oval, whitish, transparent cocoon, in some convenient corner; the moth

appears about the middle of May."—IBID.

---



---

#### EXCHANGE.

---

*Expected Ova*.—From the number of pupæ I have in store I hope to obtain in the coming spring a good supply of eggs of *Endromis Versicolor* and *Notodonta Cucullina*. In former years I have found that by deferring my offers until the ova were actually deposited, disappointment frequently arose, from the young larvæ emerging before the ova reached their destination. To avoid a recurrence of this, I now mention, in anticipation, that if any of my old correspondents who require eggs of either species will supply me with ready-addressed and stamped envelopes in due time, they shall hear from me with a supply, if I am successful.—GEORGE GASCOYNE, Newark; March 1.

---



---

#### JOURNAL OF ENTOMOLOGY.

---

*To the Editor of the 'Intelligencer.'*

Sir,—“A Mistake” is the title of a paper in your last number. I reply, it is decidedly a mistake. I do not mean the publication of the 'Journal of Entomology,' but for the President of the Linnean Society to object to the existence of the Entomological, Zoological and other Societies, because the Society over which he presides is short of entomological or zoological communications.

I think it is equally a mistake for the President of the Entomological Society to object to the existence of the 'Journal of Entomology,' because he says the establishers of it are all, or at least mostly, Members of the Entomological

Society, and might send their papers to that Society. It appears to me a decided mistake for the Presidents of these Societies to rail at other Societies or Journals, instead of examining into the causes which prevent the papers being sent to their Societies, and which force persons who have been induced to join the Society to combine together to form a medium for the publication of their communications to Science, instead of sending them to the Society of which they are Members or Fellows.

Now, confining my attention to the Entomological Society, I feel assured that the origin of the 'Journal' is easily explained, by the fact that the papers that are sent to the Society lay for such a length of time unpublished that almost all the interest in the paper is lost before it reaches the public eye; this delay is occasioned by the dilatory way in which the business of the Society is conducted. Until lately, one of the means used to delay the appearance of the communications was to refer each paper from the Publication Committee to one or more referees, with whom the paper sometimes remained for months, yet the result was always uniform, and might have been predicted before the paper was sent, for I believe no referee ever recommended that a paper should not be printed, though he might have been a month making up his mind, and so rendering the paper comparatively useless. This rule has now been abrogated, yet what with the Publication Committee, the Council, and the other obstructions, even now it takes, on an average, nine months before a paper sees the light. I know for a fact that this prevents some Members from sending their papers, and it has caused others to withdraw them from the Society after they have been read there,

in order to have them printed elsewhere; and this no doubt has caused the Members to start a 'Journal' of their own, at their own expense, though they are Members of or Subscribers to the Society. The balance-sheet shows me that this delay does not arise from want of funds, and therefore it is within the province of the President and Council to correct this state of things.

I am, Sir,

Yours, &c.,

J. E. GRAY, Ph.D.

*British Museum,*

March 4, 1861.

#### NATURAL HISTORY OF THE TINEINA.

WHEN this work was first announced, and we were receiving the names of subscribers, we were very particular to write to each subscriber to state that we had received his name, and had had much pleasure in adding it to the list of subscribers. We thought by this means we prevented the possibility of a mistake, yet we found, directly the subscription list was closed, Mr. A. said, "I told you I intended to subscribe." Mr. B. said, "I asked Mr. C. to give you my name as a subscriber." Mr. D. exclaimed that he had asked Mr. E., when he saw Mr. F., to ask him to be so good as to intimate his wish to subscribe to the 'Natural History of the Tineina,' &c., &c.

To all this we simply replied the door was closed, and we could not open it.  
*Hinc multe lachrymæ!*

Now we see a mistake that we committed; we wrote to each subscriber when we received his name, but those who *thought* they were subscribing were

not aware *we did so*. The 'Intelligencer' was not then in existence, and consequently there were not the same facilities for announcing to subscribers the receipt of their names, or for intimating to would-be subscribers that their names had *not* reached us.

We announced last week that we were now willing to receive the names of subscribers for Vols. VI.—X. to the 'Natural History of the Tineina,' at 10s. per volume, and we have much pleasure in announcing the receipt of the names of the following subscribers, up to Tuesday night, March 5th:—

1. Bond, F., Esq.
2. Hartwright, J. H., Esq.
3. Russell, W. T., Esq.

#### NOTICES OF BOOKS.

*Bibliotheca Zoologica. Verzeichniss der Schriften über Zoologie, welche in den Periodischen Werken enthalten und vom Jahre 1846—1860 selbständig erschienen sind.* 'The Literature of Zoology, which has appeared in Periodicals, Transactions, &c., and of the Books published from 1846 to 1860.' By J. Victor Carus, Professor of Comparative Anatomy, Leipsig, and William Engelmann. Leipsig: W. Engelmann. London: Williams and Norgate. Price 15s.

THIS is a fat octavo of 950 closely-printed pages.

Dr. Hagen thus expresses himself concerning this recent contribution to zoological bibliography:—

"This work, which has just appeared, and of which the second part, with index, should follow in a few months, is to any one who is engaged in zoological works,

so useful and so imperatively necessary that it does not require any recommendation. The continuance in unanticipated numbers of increasing discoveries of new animals renders a Catalogue of the already accumulated materials extremely necessary, in order to lead the labour of the comparatively few naturalists in the right path. The service which, in this respect, has been rendered by Engelmann's 'Bibliotheca Historico-naturalis' is well known; that concludes with the year 1846, and for some years past its continuation has been felt as an absolute want. But in the new volume which has now appeared much more is contained than is implied by the title, since, besides the works which appeared between 1846 and 1860, it contains all those which were omitted in the 'Bibliotheca Historico-naturalis,' and in addition, a complete Catalogue of all the small treatises contained in periodical works and the Transactions of Societies. Those only who have been occupied with a similar work can fully estimate the untiring labour and perseverance with which the authors have carried out their undertaking. This is truly a gigantic work, more especially as the systematic position of the creatures described in the scattered treatises is subjoined. The labours of previous writers in this respect are very faulty; the authors must therefore themselves have referred to the papers catalogued. Only when the works were not accessible, and this, as far as I can judge, has only rarely been the case, have they been compelled to rely on the works of others.

"That in so vast a work, consisting almost entirely of names and figures, errors are not entirely avoided, was only to be expected; yet I can assert that in the parts of the volume examined by me

(Insekten) the number of faults and errors is considerably below the usual per-centage."—(Stettin Ent. Zeit. 1861, p. 110.)

---

ON THE INFLUENCE ON ENTOMOLOGY  
OF THE EUROPEAN PLANTS INTRO-  
DUCED INTO NORTH AMERICA.

BY BARON OSTEN SACKEN.

(Translated from the 'Stettin Entom. Zeitung,'  
1861, p. 53).

It is well known that during the colonization of North America a multitude of European plants were introduced there. The dissemination of these incomers still progresses, and many old persons can trace perceptible changes in the Flora of their neighbourhoods, caused by the decrease of the indigenous plants and the increase of those imported from Europe. Asa Fitch observed, quite correctly, in an address to the New York Agricultural Society, that these foreigners have a great advantage over the indigenous plants, especially from being nearly free from the attacks of insects, or entirely so; thus he observes that *Linaria vulgaris* in Europe nourishes several kinds of larvæ, but not one in America, nor is it attacked by any insect. This is the cause of the great prevalence of such plants. Certainly there are European plants which may find near relatives in America, and therefore may probably serve as food to the same species of insects. But with many foreign plants this is not the case; they bring no new insects over with them, but drive away the American plants, with the insects which live on them.

For instance, with the American Compositæ, which, in densely populated dis-

tricts, have already become perceptibly scarcer (*Solidago* excepted, which still prevails everywhere), the *Trypetæ* that live thereon must also vanish. In this way the Fauna will in time undergo a gradual change. But whether *Linaria* and other plants at present unattacked by the American insects, will continue for ever free from paying tribute to our Fauna is an interesting problem, which possibly will only be solved at a distant futurity.

---

To Oologists.

MR. J. C. STEVENS begs to announce that he has received instructions to Sell by Auction, at his Great Room, 38, King Street, Covent Garden, on Friday, March 15, at half-past 12 o'clock precisely, the VALUABLE AND AUTHENTIC COLLECTION of BRITISH BIRDS' EGGS, formed by Mr. WHEELWRIGHT; the whole of those from Norway and Sweden have been collected by himself, and amongst other rarities may be named the Nest and Eggs of the NUTCRACKER, also a few BIRDS' SKINS.

On view the day before, and Catalogues ready ten days before the Sale, and may be had on application.

---

SYNONYMIC LIST of BRITISH LEPIDOPTERA, for interchange amongst Collectors. Part II. is now ready. Price 1s. 6d. per dozen (post free).

SYNONYMIC LISTS to the end of the Nocturæ may still be had on application. Price 1s. 3d. per dozen, or 4s. 6d. for 50 (post free).

H. T. STAINTON.  
Mountsfield, Lewisham, S.E.

---

Price 3s. 6d.,

THE WORLD OF INSECTS;  
A Guide to its Wonders. By  
J. W. DOUGLAS, President of the Entomological Society of London.

London: John Van Voorst, 1, Paternoster Row.

## For Sale.

**C**ABINET, BOOKS and SMALL COLLECTION, of INSECTS. The Advertiser is desirous of disposing of his Collection of British Lepidoptera, consisting of about 550 Specimens, belonging to 300 species, contained in a well-seasoned Deal Cabinet of 20 drawers, 20 inches by 16, stained and polished, together with a Drying Cage, containing 11 feet of Setting Boards of various sizes, and a large Breeding Cage.

Also the following Books:—

\*Wood's 'Index Entomologicus,' 2nd edition, with Supplement, complete.

\*Westwood's 'Butterflies of Great Britain.'

\*Dallas's 'Elements of Entomology.'

\*Stainton's 'Manual of British Butterflies and Moths,' 2 vols.

\*'The Entomologist's Annual,' 1855 to 1858, in 1 vol.

Ditto, for 1859 and 1860.

'The Entomologist's Weekly Intelligencer,' Vols. I. to VIII.

Douglas's 'World of Insects.'

Newman's 'Insect Hunters.'

Stainton's 'Entomologist's Companion,' 2nd edition.

\*Doubleday's 'Synonymic List of British Lepidoptera,' 2nd edition, interleaved.

Stephens' and Stainton's 'Museum Catalogue of British Lepidoptera,' four parts.

Babington's 'Manual of British Botany.'

\*'Microscopical Journal,' Vol. VIII.

Those to which an asterisk (\*) is prefixed are handsomely half-bound; the others are in the publishers' covers, and the whole are in excellent condition.

For particulars, address X. O., care of Mr. R. W. Hoare, 15, Milford Place, Vassall Road, North Brixton, London, S.

Just ready,

THE SECOND EDITION OF  
THE INSECT HUNTERS.

By EDWARD NEWMAN.

Price 2s. 6d.

London: John Van Voorst, 1, Paternoster Row.

## To Entomologists.

**W**. FARREN, at the urgent wish of many of his best friends, begs to announce that he will COLLECT INSECTS, during the coming SEASON (BY SUBSCRIPTION) in the NEW FOREST, ISLE OF WIGHT, ISLE OF PORTLAND, &c. He will commence as soon as practicable, and terminate his engagement at the end of October.

W. F. has collected in the above localities during two seasons, viz. 1858 and 1859; in 1858 he collected for Subscribers, and gave perfect satisfaction, having captured many of the greatest rarities.

W. F. will collect *Lepidoptera*, *Coleoptera*, *Hemiptera*, *Diptera*, and any other Order wished for by any of his Subscribers. Shares will be One Guinea each. One or more Shares may be taken for *Lepidoptera* and *Coleoptera*, but he will take only a few Subscribers for the other Orders.

Gentlemen wishing to subscribe to the above, will please to send their names and subscriptions, stating which Order they wish to subscribe for, as early as possible before the 25th of March next, as the number of Subscribers is limited.

References are kindly permitted to—

C. C. BABINGTON, Esq., M.A., F.R.S., F.L.S., F.G.S., &c., St. John's College, Cambridge.

J. W. DUNNING, Esq., B.A., F.C.P.S., M.E.S.L., Fellow of Trinity College, Cambridge, 1, Field Court, Gray's Inn, London.

A. F. SEALY, Esq., M.A., F.C.P.S., M.E.S.L., 70, Trumpington Street, Cambridge.

F. BOND, Esq., F.L.S., &c., 24, Cavendish Road, St. John's Wood, London.  
1, Rose Crescent, Cambridge,  
January 16th, 1861.

PS. Mr. T. BROWN, 13, King's Parade, Cambridge, has kindly consented to assist in sharing out the Insects, the whole of which will be divided at the end of the Season.



# THE ENTOMOLOGIST'S WEEKLY INTELLIGENCER.

No. 232.]

SATURDAY, MARCH 16, 1861.

[PRICE 1d.

## SPRING.

THANKS to winter coming at its right time, we have already a pleasing prospect of spring. The hawthorn hedges are already green when viewed laterally, and the blackbird commenced singing nearly a fortnight ago. Entomologists may therefore now expect to open the campaign in earnest, and we trust that our pages will soon be enlivened by numerous accounts of captures and observations.

The sallows are already in full bloom in forward situations, and *Leucographa* and the other early *Tæniocampæ* are doubtless already on the wing. The occurrence of a new *Noctua* in South Wales, of which hibernated specimens come to sugar in March, should stimulate to increased efforts in exploring new localities; some species are so local, though not rare where they do occur.

One remarkable effect of the intense frost at Christmas was the freezing of the ink on the desks of most of our correspondents: apparently all subsequent attempts to thaw this frozen ink

have been of no avail, and hence few entomological communications have latterly reached us.

It is true that some entomologists did succeed in preventing their ink from freezing by adding to it a mixture of gall and vinegar; but we cannot recommend this plan for general adoption, because the effect has not been altogether successful, the communications written with this mixture being of so acrid a nature that most of them are quite unfit for publication.

Formerly entomologists were reckoned as a good-humoured and genial race, and we have even heard more than one individual described post-prandially, in the neighbourhood of Birch Wood, as "a jolly good fellow;" but, alas! things seem sadly altered now-a-days, and we should never feel surprised to hear that the bones of a *genial* entomologist had been found imbedded along with the "flint implements in the drift."

May the coming spring weather bring back a more balmy state of things. You cannot cross a beat on a pleasant spring day and be thinking vindictively how best to annoy a brother

entomologist! All sunshine without—  
all darkness within!

THE ENTOMOLOGIST'S WEEKLY INTELLIGENCER may be obtained

WHOLESALE of E. Newman, 9 Devonshire Street, Bishopsgate, and of W. Kent & Co. 51 & 52 Paternoster Row.

RETAIL of James Gardner, 52 High Holborn; H. J. Harding, 1 York Street, Church Street, Shoreditch; A. W. Hockett, 3 East Road, City Road; W. Weatherley, High Street, Peckham; C. J. Cribb, 8 Westbourne Grove, Bayswater; W. Cull, 34 Henry Street East, St. John's Wood; T. Cooke, 513, New Oxford Street.

At Beverley, of John Ward, News Agent, &c. 'Recorder' Office.

At Birmingham, of Robert Burns, 63 Edmond Street.

At Brighton, of John Taylor, News Agent, &c. 86 North Lane.

At Cheltenham, of C. Andrew, 129 High Street.

At Darlington, of M. Simonson, News Agent, Bondgate.

At Hemel Hempstead, of H. Salter, Bookseller, &c. High Street.

At Huddersfield, of J. E. Wheatley and Co., Booksellers, 18 New Street,

At Kingston-on-Thames, of W. Bryden, Bookseller, &c. Apple Market.

At Leatherhead, of T. R. Negus, Chemist and Stationer.

At Leeds, of J. Fox, Bookseller, &c. Boundary Terrace, Burley Road.

At Maidstone, of Messrs. Nicholsons, Brothers, Printers, &c. 31 Mill St.

At Middleton, of John Fielding, Bookseller, Wood Street.

At Oldham, of John Holt, Bookseller, 6 George Street.


At Rotherham, of H. Carr, Bookseller, Bridge Street

At Sheffield, of C. K. Jarvis, News Agent, Post Office, Barker's Pool.

At Wakefield, of William Talbot, Crystal Place.

At Worcester, of G. Morgan, Bookseller and News Agent, Little Angel St.; and of J. Pegg, Bookseller and News Agent, 20 Mealcheapen Street.

At York, of Robert Sunter, 23 Stonegate.

 Country Newsvenders who have this paper on sale are requested to send us their names and addresses to be added to the above list.

*All communications to be addressed to MR. H. T. STAINTON, Mountsfield, Lewisham, near London, S.E. No notice will be taken of anonymous communications.*

EXCHANGE.—The charge for lists of duplicates and desiderata remains as before—

	<i>s.</i>	<i>d.</i>
Under half a column . . .	0	6
Above half a column, but under half a page . . .	1	0
Above half a page, but under a page . . . . .	2	0

Correspondents will therefore please enclose stamps for these amounts when they send notices which belong to the heading of "Exchange."

TO CORRESPONDENTS.

T. L. K.—Epping Forest produces a great variety of insects, and so do twenty other localities round London; Weybridge, Guildford, Mickleham, Reigate, Caterham, Croydon, West Wickham, Chiselhurst, Dartford, Greenhithe, &c.

## CAPTURES.

## LEPIDOPTERA.

*Nepticula Ulmivora*, Mühlig.—On the 30th of August last I met with a *Nepticula* on some palings near Clapham Common, which Mr. Stainton pronounces to be this species.—H. TOMPKINS, 44, Guildford Street, Russell Square, London; March 12, 1861.

*Gracilaria Populetorum*.—I captured a specimen of this uncommon species flying about a birch tree, on the borders of Tilgate Forest, the early part of last April.—IBID.

*A Run to the North, in August, 1860.*—

Aug. 4. Edinburgh. Tried Arthur's Seat for *P. Artaxerxes*, but could not find any, though searched it thoroughly. Went on towards Craigmillar, where found a few *S. lutealis*, *C. immanata* (1), *H. proboscidalis* (1), and also *C. pyrallata* (1). Not a single butterfly could we see during the day.

Aug. 5. Tried Arthur's Seat again for *Artaxerxes*, but without success. Took the road towards Roslin: *S. lutealis* very frequent along the edges of the fields. A single specimen of *B. perla* we found in its usual position, sitting on a lichen-covered wall. A representative of the widely-spread species, *P. farinalis*, we found sitting on a wall in the Cannon-gate, and surprised the inhabitants by chasing it to a wall, where we succeeded in capturing it. *C. immanata* (1) on a wall near Roslin Churchyard. *H. nictitans* (1) near Roslin.

Aug. 6. Took train from Edinburgh to Stirling, and thence took road to Doune. Single specimens of *T. Quercus*, *T. janthina*, *C. ocellata* and *C. lichenaria* were all we took to-day.

Aug. 7. Callandar, Trosachs and Loch Katrine. A single *P. Artaxerxes* in worn condition, about half-way between Callandar and the Trosachs, flying

with *Alexis*: broken specimens of *A. Aglaia* and *C. Davus*, near the same spot; *C. pamphilus* of course was present. *C. didymaria* frequent on banks of Loch Katrine (males only) with *M. subtristata* (1), *C. propugnata* (3), *M. margaritata* (1) and *H. elutata*.

Aug. 8. Crossed Loch Lomond, and on the further bank succeeded in finding three much-worn *Cassiope* and one *M. margaritata*. A mist then came on, and we folded our nets up. A lady, whom we met near Ardlui, told us that the neighbourhood was a first-rate place for Lepidoptera—that *Blandina*, *Artaxerxes*, *Davus*, &c., were very common.

Aug. 9. On the other side of Tyn-drum we found *C. graminis* flying over a few rushes. On the moors of Rannoch the larvæ of *L. Rubi* in hundreds; a single larva of *S. Carpini* and also two of *L. Quercus*, var. *Callunæ*.

Aug. 10. Through Glen Coe. A mist prevented our doing anything in the entomological way. Took *C. propugnaria* and *C. ocellata* near Ballahulish. In the evening found *E. fasciaria* (1) in a pine wood, with *C. fulvata* (1); *H. proboscidalis* (in dozens), together with *R. Cratægata*, in hedges.

Aug. 11. *E. Blandina* frequent between the sixth and seventh mile-stones from Ballahulish. *H. Semele* plentiful, but worn, on the rising ground at the turn of the road where it opens on Loch Eil. *A. Aglaia* numerous and in good condition, with *E. Chenopodiata*, along the road. Larvæ of *L. Rubi* frequent.

Aug. 12. *C. graminis* on some yellow flowers (probably *Senecio Jacobææ*), which seem to have a very intoxicating effect on it. *P. Alexis* on moors near Spaen Bridge. A single larva of *L. Quercus*, var. *Callunæ*. Larvæ of *L. Rubi* plentiful.

Aug. 13. From Spaen Bridge to Loch Laggan. *C. graminis* plentiful, flying with *E. Blandina*, in shady nooks near the road. Single specimens of *A. Aglaia*

and *P. Alexis* appeared to-day. *P. Cæsiata* at rest on stones; it is impossible to see when they are sitting there, but they may be found by tapping rocks, when they are easily disturbed.

Aug. 14. Between Loch Lagran and Dalwhinnie *C. Davus* very plentiful, but worn. We also secured three *A. Aglaia* and one *E. Blandina* during the day. *C. achatinata* plentiful on moors near Dalwhinnie.

Aug. 15. *C. olivaria* and *P. cæsiata* were all that we found between Dalwhinnie and Tummel Bridge, owing no doubt to bad weather.

Aug. 16. *C. didymaria* frequent on the heaths between Tummel Bridge and Aherfeldy.

Aug. 18. *E. populata* swarming on Rannoch Moors: another *S. Carpini* larva we also turned up.

Aug. 19. Explored the moors for larvæ, but *L. Quercus*, var. *Callunæ* (several), *S. Carpini* (2) and *L. Rubi* (literally in bushels) were all that rewarded our search.

Aug. 20. Luth. Four specimens of the pretty *C. prunata* we secured in the garden of the inn. *H. proboscidalis* and *immanata* also frequent.

Aug. 21. Loch Earn. Another specimen of *P. Artaxerxes* we secured to-day (much worn), two *T. Quercus*, one or two *Didymaria* and a few *E. Chenopodiata*, *P. Alexis*, *C. Phlæas* and *C. pamphilus* for any one who might have wanted them.

Aug. 22. A male *S. papilionaria* in moderately good condition, near Comrie. Wet towards evening.

Among my captures I find three specimens of *E. ericetaria* and one of *S. anomala*, but I have no record of the locality in which they were taken.—  
F. LOVELL KEAYS, 33, Gloucester Place, Kentish Town, N.W.; March 4, 1861.

#### NEUROPIERA.

*Phryganidæ* in the Fens.—As it may probably interest some of your readers,

I now send a list of the *Phryganidæ* taken in the fens during last summer, with a few observations respecting them, as far as I am able.

*Phryganea Grandis*, *L.* This I saw for the first time on the 12th of June; common at Aldeby and abundant at Ranworth. Comes freely to sugar, and flies along the ditches at dark and all night long. Last seen on the 12th of August.

*P. Varia*, *F.* Not common.

*Agrypnia Pagetana*, *Curt. B. E.* Of this rare insect I took two specimens; the first at Ranworth, on the 28th of August, at midnight, on the Broad, flew to light,—a poor specimen; it was exhibited at the November Meeting of the Entomological Society of London, and is now in Mr. Unwin's collection: the other, a fine specimen, was taken by the river Waveney, near Beccles Steam-Mill, on the 12th of October, and is now in Mr. M'Lachlan's collection.

*Limnophilus Pellucidus*, *Oliv.* Four specimens from the 5th to the 20th of July. I also saw a specimen taken by the Rev. J. Farr.

*L. Atonarius*, *F.* Two specimens on the 15th of July.

*L. Vitratu*, *De Geer.* Common from the 15th of September till late into November.

*L. Marmoratus*, *Curt. Phil. Mag.* 123. Several specimens beaten out of hedges and firs on the 20th of April: it seems common everywhere, and I have found it two miles from water.

*L. Rhombicus*, *L.* From the 14th of June to the 20th of August.

*L. Flavicornis*, *F.* Very common in the marshes from the 14th of June to the 20th of July. This appears to be found a long way from any water; it flies at midnight, and comes very freely to sugar.

*L. Concentricus*, *Kolenati.* A species new to this country. Much resembles *Flavicornis* in its general appearance, but its habits are different. It is found in

SUGGESTIONS FOR FORMING COLLECTIONS OF BIRDS'

EGGS.—These 'Suggestions' are from the pen of Mr. NEWTON, than whom no one was ever better qualified for the task. The first object is to identify the egg, to be quite sure to what bird it belongs. Mr. Newton justly considers that an egg wrongly named is worse than no specimen at all. As soon as the egg is positively identified the next object is to authenticate it, by attaching such a mark as can neither be removed nor obliterated. Then follows a full and most minute description of the mode of blowing eggs, with figures of all the instruments necessary to be used: it is expressly explained that no hole should be visible, and it is also explained how to avoid this: on no account whatever should there be a hole at either end, and there should be but one hole. The difficulty of removing the contents from eggs that have been sat on and nearly hatched is entirely overcome; and the proper instruments to use are not only described but figured, and the requisite information is given where they may be obtained. Finally, we are shown how to strengthen the shell of delicate eggs before drilling the hole through which their contents are to be emptied. *Price Sevenpence, post free.* Address, Edward Newman, 9, Devonshire Street, Bishopsgate, London, N.E.

These I have on the he but ses the h races em the insect run so fast. They appear to be of different species.

Leptocercus Ciureus, *Curt. Phil. Mag.* 214. Rare; one specimen on the 13th of July.

Mystacides Atra, *Pict.* Flying over ditches in July; common.

M. Nigra. This is taken by sweeping

reeds by ditch-sides throughout June; comes to sugar freely.

M. Quadrifasciata. Two specimens on the 10th of August, on the Broad at Ranworth.

Plectrocnemis Senex. This occurs sparingly at Ranworth.

I have also one or two species not made out; and a dipterous insect, bred from reed-cones, which Mr. Walker tells me he cannot make out, but which he believes to be a new genus.—W. WINTER, *Aldeby; March 9.*

OBSERVATIONS.

*A new British Noctua.*—In the county of Glamorgan *Xylina conformis* occurs; it comes to ivy-bloom in October and to sugar in March. Probably it will also be found in other parts of the country. Ireland and the whole western coast should be searched for it.—H. T. STAINTON; *March 9.*

*Nepticula Aurella.*—In reply to "Nepticulophilus" I may state that I have *N. Aurella*, bred from *Agrimonia* four or five years ago.—T. BOYD, 17, *Clapton Square, N.E.*

*Adela Cuprella.*—Now that the willows are in bloom this pretty *Adela* will soon be making its appearance, and I should be very glad if those who have opportunities would endeavour to get living females, in order to try and obtain eggs from them. If the females are supplied with blooming willow-branches in an airy cage they will probably oviposit in the willow-blossoms. This idea has probably already occurred to Dr. Hofmann and Mr. Healy, and the more there are who make the attempt the greater chance there is of some one succeeding.—H. T. STAINTON; *March 11.*

and *P. Alexis* appeared to-day. *P. Casiata* at rest on stones; it is impossible to see when they are sitting there, but they may be found by tapping rocks, when they are easily disturbed.

Aug. 14. Between Loch Laggan and Dalwhinnie *C. Davus* very plentiful, but worn. We also secured three *A. Aglaia* and one *E. Blandina* during the day. *C. achatinata* plentiful on moors near Dalwhinnie.

Aug. 15. *C. olivaria* and *P. casciata* were all that we found between Dalwhinnie and Tummel Bridge, owing no doubt to bad weather.

Aug. 16. *C. didymaria* frequent on the heaths between Tummel Bridge and Aberfeldy.

Aug. 18. *E. populata* swarming on Rannoch Moors: another *S. Carpini* larva we also turned up.

Aug. 19. Explored the moors for larvæ, but *L. Quercus*, var. *Callunæ* (several), *S. Carpini* (2) and *L. Rubi* (literally in bushels) were all that rewarded our search.

Aug. 20. Luib. Four specimens of the pretty *C. prunata* we secured in the garden of the inn. *H. proboscidalis* and *immanata* also frequent.

Aug. 21. Loch Earn. Another specimen of *P. Artaxerxes* we secured to-day (much worn), two *T. Quercus*, one or two *Didymaria* and a few *E. Chenopodiata*, *P. Alexis*, *C. Phlæas* and *C. pamphilus* for any one who might have wanted them.

Aug. 22. A male *S. papilionaria* in moderately good condition, near Comrie. Wet towards evening.

Among my captures I find three specimens of *E. ericetaria* and one of *S. anomala*, but I have no record of the locality in which they were taken.—F. LOVELL KEAYS, 33, Gloucester Place, Kentish Town, N.W.; March 4, 1861.

#### NEUROPTERA.

*Phryganidæ* in the Fens.—As it may probably interest some of your readers,

I now send a list of the *Phryganidæ* taken in the with a few observations as far as I am

*Phryganea*

for the first time common at Alworth. Common along the dit long. Last s

*P. Varia*, *F. Agrypnia* *F.*

this rare insect the first at

August, at midnight to light,—a

hibited at the Entomologica

now in Mr. Upton a fine specimen

Waveney, near the 12th of C

M'Lachlan's collection

Limnophilic specimens from July. I also

the Rev. J. F. L. Atomari

the 15th of July

L. Vitratum the 15th of November.

L. Marmorum Several specimens

and flies on trees common even

it two miles from L. Rhombi

June to the 20th of L. Flavicornis

the marshes from the 14th of June to the 20th of July. This appears to be found a long way from any water; it flies at midnight, and comes very freely to sugar.

L. Concentricus, *Kolenati*. A species new to this country. Much resembles *Flavicornis* in its general appearance, but its habits are different. It is found in

the marshes: first seen on the 21st of August, flying in the hottest sunshine we had all the season; it also flies all night, and is found late into October on the bloom of grass and the panicles of the reeds, whence I obtained it by using the sweeping-net. It occurs at Ranworth and Aldeby. Mr. M'Lachlan has promised to exhibit it at the next Meeting of the Entomological Society of London.

*L. Auriculata*, *Curt. Phil. Mag.* 124. This is common in hawthorn-hedges among firs and alders; widely distributed, from April to August.

*L. Hirsutus*, *Pict.* Not common; taken only in the wettest bogs at Ranworth, June 15th.

*L. Sparsus*, *Curt. Phil. Mag.* 123. Rare; ditches at sunset, July 19th.

*L. Borealis*, *Zetterstedt.* A species new to this country, and was exhibited at the November Meeting of the Entomological Society of London. I took a specimen of this at Ranworth, on the 21st of August, in a boat; it flew to light at midnight, in the bogs, far from any upland. I adopted this mode to capture insects, as the floods prevented my going about the bogs in any other way.

*Hallesus digitatus*, *Schrk.* Rare; one specimen, on the 16th of July, at Aldeby Bogs.

*Hydroptilia Pulchricornis*, *Pict.* These little mites are so abundant that I have seen them by hundreds at a time on the trunks of trees and posts, and on the hut upon the railway bridge that crosses the river Waveney. They keep up such races in sunshiny weather that I gave them the name of "race-horses;" I never saw any insect run so fast. They appear to be of different species.

*Leptocerus Cinereus*, *Curt. Phil. Mag.* 214. Rare; one specimen on the 13th of July.

*Mystacides Atra*, *Pict.* Flying over ditches in July; common.

*M. Nigra.* This is taken by sweeping

reeds by ditch-sides throughout June; comes to sugar freely.

*M. Quadrifasciata.* Two specimens on the 10th of August, on the Broad at Ranworth.

*Electrocnemis Senex.* This occurs sparingly at Ranworth.

I have also one or two species not made out; and a dipterous insect, bred from reed-cones, which Mr. Walker tells me he cannot make out, but which he believes to be a new genus.—W. WINTER, *Aldeby*; *March 9.*

---

#### OBSERVATIONS.

---

*A new British Noctua.*—In the county of Glamorgan *Xylina conformis* occurs; it comes to ivy-bloom in October and to sugar in March. Probably it will also be found in other parts of the country. Ireland and the whole western coast should be searched for it.—H. T. STAINTON; *March 9.*

*Nepticula Aurella.*—In reply to "Nepticulophilus" I may state that I have *N. Aurella*, bred from *Agrimonia* four or five years ago.—T. BOYD, 17, *Clapton Square, N.E.*

*Adela Cuprella.*—Now that the willows are in bloom this pretty *Adela* will soon be making its appearance, and I should be very glad if those who have opportunities would endeavour to get living females, in order to try and obtain eggs from them. If the females are supplied with blooming willow-branches in an airy cage they will probably oviposit in the willow-blossoms. This idea has probably already occurred to Dr. Hofmann and Mr. Healy, and the more there are who make the attempt the greater chance there is of some one succeeding.—H. T. STAINTON; *March 11.*

## EXCHANGE.

*Epunda Lichenea*.—I promised to inform several gentlemen, through the medium of the 'Intelligencer,' when I should be able to forward them the larvæ of this insect, and, in fulfilment of my promise, I am happy to say that I am now ready to supply them, as far as my stock will hold out; and, to save unnecessary postage of empty boxes, if they will forward to me a note enclosing two postage-stamps, I will send them the larvæ, and not require the return of the boxes.—JOHN S. DELL, 126, *Navy Row, Morice Town, Devon*; *March 11*.

*Surplus Beetles*.—I have a few of the following, taken in the marshes, to give to any one in want of them:—

Carabus granulatus,  
Badister unipustulatus,  
... peltatus (2),  
Bembidium pusillum,  
... articulatium.

Those applying must please pay the postage both ways, as I give them without asking any return whatever.—W. WINTER, *Aldeby, Beccles*; *March 9*.

*Erirhinus vorax*.—I have supplied nearly twenty applicants with this insect, and my stock at present is exhausted. I hope soon, however, to capture more, and then the numerous boxes I have still on hand shall be forwarded to their respective owners. I had no idea this insect was so generally wanted, as it is by no means uncommon in this county, under the mossy bark of the black poplar.—R. TYRER, *Cavendish, Sudbury*.

## JOURNAL OF ENTOMOLOGY.

To the Editor of the 'Intelligencer.'

Sir,—Dr. Gray's letter, in the last 'Intelligencer,' reminds me of Falstaff's

"hap'orth o' bread to an intolerable lot o' sack,"—it is not so much a defence of the 'Journal of Entomology' as a Quixotic attack upon the Presidents of the Societies named therein. Whatever delay in the publication of papers in the Entomological Society's 'Transactions' may, at times, have occurred, it has not been due to the regulations of the Society; if it had been, the evil would doubtless have been rectified by the superabundant energy of Dr. Gray during the two years he was President of the Society. It would be an easy but invidious task to show that the delays mentioned are often caused by the authors themselves, and that, *if they wish it*, there is no advantage an independent journal can offer that their own Society's 'Transactions' cannot afford to them.

I am, Sir,

Yours, &c.,

J. W. DOUGLAS,

Pres. Ent. Soc.

*March 9*.

---

NOTICE OF AN UNRECORDED BRITISH SPECIES OF PHILONTHUS—P. SCUTATUS OF ERICHSON, KRAATZ, &c.

BY G. R. WATERHOUSE, ESQ.

My attention having been directed to the species of *Philonthus* more or less nearly allied to *P. æneus*, *P. carbonarius*, &c., through the announcement, by Mr. E. Shepherd, of a new British species (*P. punctiventris*) of that section, I have amongst other species examined an insect kindly sent me by Mr. Bold, and which he regarded as the *P. lucens*; this insect I find does not agree with a *Phi-*



*lonthus* contained in my own collection, and regarded by me as the true *P. lucens*, and which I am still satisfied is that species; but, in Mr. Bold's insect, I find all the characters which are laid down by Erichson and Dr. Kraatz for the *P. scutatus*. This insect is remarkable, in its group, for having the fourth abdominal segment prolonged beneath, in the male sex, so as almost completely to cover the succeeding segment—a character found in the *P. laminatus* and *P. intermedius* (species of a different section), and which is perfectly distinct in one of two specimens sent me by Mr. Bold. It agrees very closely in size and proportions with *P. carbonarius*, but is readily distinguished by its antennæ being considerably longer, the head and thorax being still more glossy and having a decided brassy hue; the thorax is a little longer than in *P. carbonarius*: the elytra are of a brassy green colour, a trifle longer, and a little more thickly punctured, than in *P. carbonarius*; and the abdomen is much more thickly and finely punctured than in that insect; it is also more densely clothed with pubescence, and this, instead of being black, is of a greyish hue. Under the microscope, with a moderate power, the head and thorax are seen, in *P. carbonarius*, to be very finely elutaceous, or having excessively minute and closely-packed waved striolæ; these are wanting in *P. scutatus*, the surface being even, but with very minute punctures pretty thickly scattered. The *P. scutatus* has not hitherto been recorded amongst our British species; it should take its place between the species 6 and 7 of the *Philonthi* in my Catalogue.

British Museum,  
March 9, 1861.

NATURAL HISTORY OF THE  
TINEINA.

The names of subscribers for Vols. VI.—X., at 10s. per volume, received up to Tuesday night, March 12th:—

1. Bond, F., Esq.
2. Hartwright, J. H., Esq.
3. Russell, W. T., Esq.
4. Kenderdine, F., Esq.
5. Killingback, H. W., Esq.
6. M'Lachlan, R., Esq.
7. Latchford, W. H., Esq.

FEN INSECTS.

To the Editor of the 'Intelligencer.'

Sir,—Having received a number of letters respecting collecting in the fens, some requesting to know if they are to share in all my captures, as far as they will go, all I can say is that for Lepidoptera the number of shares is not to exceed what I stated in my letter of February 9 (Int. ix. p. 151); at present they are not all taken up, and when they are a complete list of the shareholders will be sent to each subscriber, and in October another complete list of every insect taken, with the number of specimens of each species, before the distribution takes place. In no instance will any insect be kept back; as I engage to take no share myself, all my captures will be given up to the subscribers. In Phryganidæ and Diptera only one share is at present taken, and none of the other orders are bid for. I am requested by nearly all who have paid their shares not to publish their names in the 'Intelligencer;' unless with the consent of the subscribers, of course I should not do so. I now beg to thank

all those who have come forward to help my plans; to those who have not paid their subscriptions I may state that I shall be glad to hear from them as soon as convenient.

I am, sir,

Your obedient servant,

WILLIAM WINTER.

*Aldeby, March 9.*

*Just ready,*

THE SECOND EDITION OF

## THE INSECT HUNTERS.

By EDWARD NEWMAN.

Price 2s. 6d.

London: John Van Voorst, 1, Paternoster Row.

*Complete in Two Vols., fcp. 8vo, cloth, price 10s.,*

**A** MANUAL of BRITISH BUTTERFLIES and MOTHS. By H. T. STANTON.

This work contains descriptions of nearly 2000 species, interspersed with observations on their peculiarities and times of appearance, &c., and is illustrated with more than 200 woodcuts.

London: John Van Voorst, 1, Paternoster Row.

**S**YNONYMIC LIST of BRITISH LEPIDOPTERA, for interchange amongst Collectors. Part II. is now ready. Price 1s. 6d. per dozen (post free).

SYNONYMIC LISTS to the end of the Noctuæ may still be had on application. Price 1s. 3d. per dozen, or 4s. 6d. for 50 (post free).

H. T. STANTON.

Mountsfield, Lewisham, S.E.

*On Saturday, April 6, will be published No. 235 (THE FIRST NUMBER OF A NEW VOLUME) of*

## THE ENTOMOLOGIST'S WEEKLY INTELLIGENCER,

PRICE ONE PENNY.

This Summer Volume of the 'Intelligencer' will terminate at the end of September.

Those who make any discoveries or captures of importance are requested to communicate at once with the Editor (Mr. H. T. STANTON).

Those who wish the 'Intelligencer' forwarded by post are requested to transmit 4s. 6d. in postage-stamps to E. NEWMAN, 9, Devonshire Street, Bishopsgate, N.E., on or before March 31.

Will be published every Saturday, by E. NEWMAN, 9, Devonshire Street, Bishopsgate, and by W. KENT & Co., 51, 52, Paternoster Row; and may be had of all Booksellers and Newsmen.

NOTICE.—Subscribers are respectfully informed that the 'Intelligencer' cannot be posted unless their subscriptions be prepaid. Each subscriber will please to consider the receipt of No. 235 an acknowledgment that his subscription has been received. When more copies than one are posted to the same address one penny for postage only is required: thus the subscription for two copies is 6s. 9d., for three copies 9s., for four copies 11s. 3d., and so on, adding 2s. 3d. for each additional copy subscribed for. Subscriptions for portions of a volume cannot be received in advance; but any *published* number or numbers will be sent to order.—EDWARD NEWMAN.

# THE ENTOMOLOGIST'S WEEKLY INTELLIGENCER.

No. 233.]

SATURDAY, MARCH 23, 1861.

[PRICE 1*d.*

## WORK.

—

WORK is a necessity of our nature. We cannot exist in any comfort without it; yet many who are compelled to work are disposed to think it a hardship that they should be forced to labour.

Paley was wont to perplex himself in endeavouring to understand the nature of the happiness enjoyed by such sedentary animals as oysters and periwinkles; but a lethargic state of existence may be the most congenial to some dispositions, and some there are who resolutely, and of their own free will, abstain as much as possible from work. We do not deem such amongst the most favoured of their race.

There are probably few who have set resolutely to any kind of work who have not found an actual pleasure in that work, to which no moments of leisure can be compared.

Yet, this being the case, how is it we have not more thorough and earnest *workers* at Entomology than we have? There are plenty who will

play with the subject, yet many who could do good service if they would turn their attention in that direction abstain from *work*.

Why is this? The Meetings of the Entomological Society of London are well attended; generally forty of our most distinguished entomologists are present on a meeting night; yet out of that number are there ten who have ever read papers before the Society? People like to gossip and drink tea, but they don't care to be bored with the labour of writing papers. Is that the interpretation we are to put upon their silence? We can scarcely think that entomologists are quite so lazy a race; but yet we do believe some amount of laziness lies at the root of the evil of which we are complaining.

Are they diffident of their own powers, and deem themselves incapable of producing anything likely to pass successfully the severe scrutiny of the Publication Committee? We do believe there is a good deal in that: people are so apt to shrink from an imaginary danger, yet we would certainly recommend any one who feels

nervous on that score just to pluck up his courage and *try*. Just glance at the names of the authors of papers in the 'Transactions of the Entomological Society of London': how little variety—what great reiteration!

But we will recur to this subject on a future occasion.

THE ENTOMOLOGIST'S WEEKLY INTELLIGENCER may be obtained

WHOLESALE of E. Newman, 9 Devonshire Street, Bishopsgate, and of W. Kent & Co. 51 & 52 Paternoster Row.

RETAIL of James Gardner, 52 High Holborn; H. J. Harding, 1 York Street, Church Street, Shoreditch; A. W. Hockett, 3 East Road, City Road; W. Weatherley, High Street, Peckham; C. J. Cribb, 8 Westbourne Grove, Bayswater; W. Cull, 34 Henry Street East, St. John's Wood; T. Cooke, 513, New Oxford Street.

At Beverley, of John Ward, News Agent, &c. 'Recorder' Office.

At Birmingham, of Robert Burns, 63 Edmond Street.

At Brighton, of John Taylor, News Agent, &c. 86 North Lane.

At Cheltenham, of C. Andrew, 129 High Street.

At Darlington, of M. Simonson, News Agent, Bondgate.

At Hemel Hempstead, of H. Salter, Bookseller, &c. High Street.

At Huddersfield, of J. E. Wheatley and Co., Booksellers, 18 New Street.

At Kingston-on-Thames, of W. Bryden, Bookseller, &c. Apple Market.

At Leatherhead, of T. R. Negus, Chemist and Stationer.

At Leeds, of J. Fox, Bookseller, &c. Boundary Terrace, Burley Road.

At Maidstone, of Messrs. Nicholsons, Brothers, Printers, &c. 31 Mill St.

At Middleton, of John Fielding, Bookseller, Wood Street.

At Oldham, of John Holt, Bookseller, 6 George Street.

At Rotherham, of H. Carr, Bookseller, Bridge Street

At Sheffield, of C. K. Jarvis, News Agent, Post Office, Barker's Pool.

At Wakefield, of William Talbot, Crystal Place.

At Worcester, of G. Morgan, Bookseller and News Agent, Little Angel St.; and of J. Pegg, Bookseller and News Agent, 20 Mealcheapen Street.

At York, of Robert Sunter, 23 Stonegate.

Country Newsvenders who have this paper on sale are requested to send us their names and addresses to be added to the above list.

*All communications to be addressed to Mr. H. T. STAINTON, Mountsfield, Lewisham, near London, S.E. No notice will be taken of anonymous communications.*

EXCHANGE.—The charge for lists of duplicates and desiderata remains as before—

	<i>s.</i>	<i>d.</i>
Under half a column . . .	0	6
Above half a column, but under half a page . . .	1	0
Above half a page, but under a page . . . . .	2	0

Correspondents will therefore please enclose stamps for these amounts when they send notices which belong to the heading of "Exchange."

Mr. STAINTON will be "at home" on Wednesday next, April 3rd, at 6 P.M. as usual.

## CAPTURES.

## LEPIDOPTERA.

*Colias Edusa in North Wales.*—In October, 1859, a male and female of *Colias Edusa* were taken by Mr. Adams and myself. The male was taken near Llanbedr Hall, Ruthin, North Wales, and the female at New Brighton, Cheshire.—F. A. JESSE, *Gordon House, The Grove, Kentish Town; March 15.*

## COLEOPTERA.

*Capture of Anomala Frischii.*—Mr. George Davies took three specimens of this beetle here, on the 1st of March, in his greenhouse. It is generally not uncommon about Southport, but last summer it was very scarce. It is taken in the heat of summer, so that this is a remarkably early date for them.—CHARLES H. BROWN, *Southport.*

[The temperature of the greenhouse undoubtedly caused this early development of the perfect insect: it is very abundant on our coasts in summer.—E. NEWMAN.]

## OBSERVATIONS.

*Searching for Adela Larvæ.*—"I spent two mortal hours," writes a correspondent, "searching at the foot of an oak tree in West Wickham Wood for cases of *Adela viridella*. My labour was much retarded by old Boreas continually scattering the leaves over my clearing; however, in spite of all obstacles, I stuck to my work, and managed by the time I rose from my knees to be the possessor of six cases, three of which I believe to be *Adela viridella*."

Another correspondent writes, "I paid

a visit to Highgate, accompanied by a friend. The object of our search was the larva of *Adela viridella*. After crawling about on our hands and knees, the result was—

My friend, 3 cases.

Myself, 5 cases.

In searching for these cases, my plan of operations is to gather a good handful of oak leaves, from the bottom of oak bushes, taking them close off the ground; I then deposit them in a net or white pocket-handkerchief, and examine each separately, as the cases are often found clinging to them. After the leaves are carefully examined the residue is then investigated. From what I have observed the root of large oak trees are not nearly so productive as oak bushes."

As both these correspondents were apparently unsuccessful in their attempts to find larvæ of *Adela viridella*, the cases sent to me not being referable to that species, I forbear from divulging the names of the unsuccessful hunters. I shall be glad to hear from any other entomologists who may have been more successful, or who may have hit on any better *modus operandi*.—H. T. STANTON; *March 16.*

*Micropteryx Sparmannella bred.*—In the March number of Herrich-Schaffer's 'Correspondenz-blatt' I find a notice of unusual interest from Dr. Hofmann. From larvæ mining in birch leaves collected last July, and which were then supposed to be Coleopterous, Dr. Hofmann was agreeably surprised to breed *Micropteryx Sparmannella*. The following is a translation of Dr. Hofmann's account:—

"The mine begins at a lateral rib of the birch leaf, as a fine track, filled with brown excrement collected together in

elongated heaps; the mine soon turns at nearly a right angle, and crosses over almost in a straight line to the next rib, along which it then proceeds for a short distance further; the mine then expands into a large greenish white blotch, which afterwards becomes brown, and which generally occupies the whole space between the two ribs, from the transverse incipient mine to the edge of the leaf. In this blotch the excrement forms an *uninterrupted* black thread, twined into a thick coil, which is more slender than the previous excremental track, and only becomes very slightly thicker towards the margin of the leaf, where the windings are less close.

"The larva, entirely apodal, is three lines long, flat, and gradually narrower towards the tail end; the thirteen segments are separated by deep incisions; the last is particularly narrow, and terminates with two small points; the colour is dirty white or yellow; the three last segments only are tinged with reddish. The flat brown head is much narrower than the first segment; it is pointed towards the mouth, and has a dark brown spot on each side.

"As far as I can remember, the larvæ quit these mines before the end of June, and descend to the earth, where they construct small oval cocoons, which, in proportion to the size of the larva, are extraordinarily small; the cocoons are formed of yellow or brownish web, of a leathery texture, and bedecked externally with grains of sand. When the larva casts off its skin I have not been able to observe.

"The pupa is thick and short, not with a horny integument, but with a quite tender skin, as in Coleoptera, which allows all the parts of the perfect insect to be recognised as distinctly separated

from one another; it is rusty yellow, the sheaths of the four separate wings black, reaching to the anns, beyond which the hind legs project. The entire appearance of the pupa reminds one strongly of that of a *Cicada*. The first imago made its appearance on the 20th of February, ten days after I had placed the pupæ in a warm room."

Dr. Hofmann observes that Kaltenbach had already described one larva of this genus in a paper in the 'Verhandlungen des naturhistorischen Vereines der preussischen Rheinlande und Westphalens,' entitled "Die deutschen Phytophagen ans der Classe der Insekten." I should be very glad if any of my German correspondents could get me a copy of Kaltenbach's paper. If it is unobtainable, perhaps Dr. Hofmann will be so good as to quote the entire passage relating to this *Micropteryx* larva in hazel-leaves, in an early number of the 'Correspondenzblatt.' It is too precious a morsel to be left concealed in an *unknown* periodical publication.—H. T. STAINTON; Mar. 14.

---

#### NATURAL HISTORY OF THE TINEINA.

---

WE must again call the attention of our Micro-Lepidopterological readers to the prospects of the eighth volume of the 'Natural History of the Tineina' (the sixth volume is now in the press, and the manuscript of the seventh volume is completed).

For the eighth volume (which should appear in 1863) we propose to give twenty-four species from the allied genera of GRACILARIA, CORISCUM and ORNIX.

At present we have the transformations worked out of fourteen *Gracilaria*,

two of the genus *Coriscium* and seven of the genus *Ornix* (giving a total of twenty-three), but our observations with respect to *Gracilaria Pavoniella*, *Ornix Scotticella* and *O. Petiolella* are not yet complete, and we should be very glad indeed to receive *feeding larvæ* of those species.

Besides these, we should be very glad to make the personal acquaintance of the following larvæ:—

1. *G. Populetorum*. On poplar.
2. *G. Rufipennella*. On sycamore.
3. *G. Rhodinella*. Larva at present unknown.
4. *G. Onustella*. Do.
5. *G. Oneratella*. Do.
6. *G. Stramineella*. Do.
7. *G. Falconipennella*. Do.
8. *G. Scariella*. On *Echium* and *Anchusa*.
9. *G. Simploniella*. Larva unknown.
10. *G. Quadrisignella*. Do.
11. *G. Imperialella*. Do.
12. *G. Cupediella*. Do.
13. *G. Gradatella*. Do.
14. *C. Sulphurellum*. Do.
15. *O. Torquillella*. On sloe.
16. *O. Finitimella*. Do.
17. *O. Anguliferella*. On pear.
18. *O. Ampliatella*. Larva at present unknown.
19. *O. Scutulatella*. Do.
20. *O. Devoniella*. Do.
21. *O. Pfaffenzelleri*. Do.
22. *O. Cælatella*. Do.
23. *O. Interruptella*. Do.
24. *O. Caudulatella*. Do.
25. *O. Polygrammella*, *Woche*, n. s. Do.

Assistance during the present summer in respect of any of the above desiderated larvæ will be gladly welcomed.

The larger species of these insects almost invariably roll up cones on the surface of leaves, but some of the smaller species are miners, and do not form cones; the larvæ have only fourteen

legs as in *Lithocolletis*, but the head is much less pointed than in a *Lithocolletis* larva.

We will recur to this subject more in detail.

H. T. STANTON.

Mountsfield, Lewisham, S.E.

March 12, 1861.

The names of subscribers for Vols. VI.—X., at 10s. per volume, received up to Monday night, March 18th:—

1. Bond, F., Esq.
2. Hartwright, J. H., Esq.
3. Russell, W. T., Esq.
4. Kenderdine, F., Esq.
5. Killingback, H. W., Esq.
6. M'Lachlan, R., Esq.
7. Latchford, W. H., Esq.
8. Barrett, C. G., Esq.

#### ON VISITING GAS-LAMPS.

To the Editor of the 'Intelligencer.'

Sir,—Will you allow me, at the commencement of the season, to call the attention of any of my brother Lepidopterists (especially those whose desiderata are numerous among the Macros) who may not now be in the habit of systematically working the gas-lamps in their neighbourhood, to the number of scarce and local insects which may thus be obtained.

Of course all are aware of the attracting power of light, but from the few notices in your pages of captures made in this way, and from what little I have gathered in conversation with entomological friends, I am inclined to think that all do not know how many "good things" occur amongst hosts of less value. I find, in order to obtain a great

many species, it is necessary to visit the lamps in the early morning as well as at night. This should always be done with a ladder at hand, as many of the rarer insects settle in nooks and crannies or on projecting points of brickwork, &c., where, from the ground, they can hardly be seen and seldom obtained without injury. This of course is somewhat troublesome, and one is apt occasionally to be mistaken by one's friends for a lamplighter; but, as far as my experience has gone, it abundantly repays all trouble. I have selected the following from my captures during two or three seasons, the greater part of which I have taken in good condition:—

- P. Urticæ.
- S. Illustraria. Common.
- E. Fuscantaria.
- E. Tiliaria. Common.
- B. Prodromaria. Do.
- G. Papilionaria.
- M. Alternata. Common in 1859.
- C. Fluviata. Do.
- S. Dubitata.
- C. Silaceata.
- E. Cervinata. Common.
- D. Hamula. Occasional.
- P. Cassinea. In profusion.
- P. Palpina. Common.
- N. Dictæa. Do.
- G. Petasitis.
- X. Couspicillaris.
- X. Aurago.
- D. Templi.

Yours, &c.,

OMICRON.

---

#### JOURNAL OF ENTOMOLOGY.

---

To the Editor of the 'Intelligencer.'

Sir,—In reply to Mr. Douglas, I must disown any attack on the Presidents. It is they who attacked absent persons. I

only showed them how they might prevent the evil of which they complain, and that I believed it rested with themselves to remove it.

I am quite aware delay in the publication of papers is often caused by the authors themselves, as witness some papers read three or four years ago and not yet out; but this is to be corrected, by a rule used at other Societies with effect, that no paper is read until it is in the hands of the Secretary. Yet, I ask, have not some papers been very recently withdrawn from the Entomological Society, after being read, on account of the delay in their appearance, and has not one been recently read which the author made it a condition, before he presented it, that it should be printed within six months of its presentation, or he would send it elsewhere.

I do most object strongly to the *dictum*, that "there is no advantage an independent journal can offer that our own Society's 'Transactions' cannot afford them."

There is always a certain amount of red-tapeism about Societies, where the fate of a paper depends on the caprice of a Committee and Council, which an independent journal does not present, where the appearance or non-appearance, and the time when the paper is sent to press and remains in the printer's hands, depend on the energy of a single editor. But I was amused at being told by one of the officers of the Society that the rule of reference, which had been such a fertile source of delay, was not entirely got rid of, and could be revived at any time, as if he enjoyed the idea of having such an engine of delay in his hands.

If this is the case, the 'Journal' cannot fail to be of great advantage to the progress of Entomology, a benefit to



the Society, and hence to deserve every support.

I am, Sir,

Yours truly,

JOHN EDWARD GRAY.

Brighton, March 15.

#### ON THE ORIGIN OF SPECIES.

*Extracts from Dr. Asa Gray's 'Free Examination of Darwin's Treatise and of its American Reviewers.'*

"It is by no means difficult to believe that varieties are incipient or possible species, when we see what trouble naturalists, especially botanists, have to distinguish between them,—one regarding as a true species what another regards as a variety; when the progress of knowledge continually increases, rather than diminishes, the number of doubtful instances; and when there is less agreement than ever among naturalists as to what is the basis in nature upon which our idea of species reposes, or how the word is to be defined." \* \* \* \*

"The beginning of things must needs lie in obscurity, beyond the bounds of proof, though within those of conjecture or of analogical inference. Why not hold fast to the customary view, that species were directly, instead of indirectly, created, after their respective kinds, as we now behold them,—and that in a manner which, passing our comprehension, we intuitively refer to the supernatural? Why this continual striving after 'the unattained and dim'? why these anxious endeavours, especially of late years, by naturalists and philosophers of various schools and different

tendencies, to penetrate what one of them calls 'that mystery of mysteries,' the origin of species?"

"To this, in general, sufficient answer may be found in the activity of the human intellect, 'the delirious yet divine desire to know,' stimulated as it has been by its own success, in unveiling the laws and processes of inorganic Nature, —in the fact that the principal triumphs of our age in physical science have consisted in tracing connections where none were known before, in reducing heterogeneous phenomena to a common cause or origin in a manner quite analogous to that of the reduction of supposed independently originated species to a common ultimate origin,—thus, and in various other ways, largely and legitimately extending the domain of secondary causes. Surely the scientific mind of an age which contemplates the solar system as evolved from a common, revolving fluid mass,—which, through experimental research, has come to regard light, heat, electricity, magnetism, chemical affinity and mechanical power, as varieties or derivative and convertible forms of one force, instead of independent species,—which has brought the so-called elementary kinds of matter, such as the metals, into kindred groups, and pertinently raised the question, whether the members of each group may not be mere varieties of one species,—and which speculates steadily in the direction of the ultimate unity of matter, of a sort of prototype or simple element which may be to the ordinary species of matter what the *Protozoa*, or what the component cells of an organism, are to the higher sorts of animals and plants,—the minds of such an age cannot be expected to let the old belief about species pass unquestioned. It will raise the question,

how the diverse sorts of plants and animals came to be as they are and where they are, and will allow that the whole inquiry transcends its powers only when all endeavours have failed. Granting the origin to be supernatural, or miraculous even, will not arrest the enquiry. All real origination, the philosophers will say, is supernatural; their very question is, whether we have yet gone back to the origin, and can affirm that the present forms of plants and animals are the primordeal, the miraculously created ones. And even if they admit that, they will still enquire into the order of the phenomena, into the form of the miracle. You might as well expect the child to grow up content with what it is told about the advent of its infant brother. Indeed, to learn that the new-comer is the gift of God, far from lulling enquiry, only stimulates speculation as to how the precious gift was bestowed. That questioning child is father to the man,—is philosopher in short clothes.”

[The original paper appeared in the ‘Atlantic Monthly’ for July, August and October, 1860; it is now reprinted, and is sold by Trübner & Co., price 1s. 6d. We shall probably recur to this subject again.]

---

*Just ready,*

THE SECOND EDITION OF

THE INSECT HUNTERS.

By EDWARD NEWMAN.

Price 2s. 6d.

London: John Van Voorst, 1, Paternoster Row.

*On Saturday, April 6, will be published*  
No. 235 (THE FIRST NUMBER OF A  
NEW VOLUME) of

THE ENTOMOLOGIST'S  
WEEKLY INTELLIGENCER,

PRICE ONE PENNY.

This Summer Volume of the ‘Intelligencer’ will terminate at the end of September.

Those who make any discoveries or captures of importance are requested to communicate at once with the Editor (MR. H. T. STAINTON).

Those who wish the ‘Intelligencer’ forwarded by post are requested to transmit 4s. 6d. in postage-stamps to E. NEWMAN, 9, Devonshire Street, Bishopsgate, N.E., on or before March 31.

Will be published every Saturday, by E. NEWMAN, 9, Devonshire Street, Bishopsgate, and by W. KENT & Co., 51, 52, Paternoster Row; and may be had of all Booksellers and Newsmen.

NOTICE.—Subscribers are respectfully informed that the ‘Intelligencer’ cannot be posted unless their subscriptions be prepaid. Each subscriber will please to consider the receipt of No. 235 an acknowledgment that his subscription has been received. When more copies than one are posted to the same address one penny for postage only is required: thus the subscription for two copies is 6s. 9d., for three copies 9s., for four copies 11s. 3d., and so on, adding 2s. 3d. for each additional copy subscribed for. Subscriptions for portions of a volume cannot be received in advance; but any *published* number or numbers will be sent to order.—EDWARD NEWMAN.

---

Printed and published by EDWARD NEWMAN, Printer, of No. 9, Devonshire Street, Bishopsgate Without, London, in the County of Middlesex.—Saturday, March 23, 1861.

# THE ENTOMOLOGIST'S WEEKLY INTELLIGENCER.

No. 234.]

SATURDAY, MARCH 30, 1861.

[PRICE 1d.

## SCIENTIFIC PAPERS.

A DISCUSSION having arisen in our columns as to the cause of the origin of the 'Journal of Entomology,' and a high authority having laid down the proposition that the delay in the publication by the Entomological Society of the papers read before it has been the main cause why the 'Journal of Entomology' has been started, we have been led to refer to the earlier volumes of the 'Transactions of the Entomological Society of London,' with the two-fold object of investigating the laws which regulate the number of Members who furnish papers to the Society, and of ascertaining whether the dilatory conduct of the Society is a new or an old offence.

The Entomological Society of London was founded in the year 1833, and consequently the year 1834 was the first complete year of the Society's operations.

The papers published in the 'Transactions' of the Society show that in the year 1834 thirty papers were read, being contributed by sixteen authors.

Of course the first year of the existence of a Society cannot be taken as any criterion of the future average productiveness of its Members, for no doubt many of the Members had a mass of materials then accumulated, which was at once readily available for the manufacture of papers.

In 1835 seventeen gentlemen contributed twenty-seven papers.

In 1836 sixteen gentlemen contributed twenty-two papers.

In 1837 nine gentlemen contributed twenty-two papers.

Up to this period we see no great falling off in the number of papers, though a considerable diminution in the number of authors; the figures being respectively 30, 27, 22, 22, and 16, 17, 16, 9.

In the last year of the four two gentlemen (the Rev. F. W. Hope and Mr. Westwood) contributed exactly one half of the papers.

It is interesting also to observe that of the twenty-two papers read in 1837 seven were published in 1840, two in 1841, and five in 1842; *i. e.* more than half the papers were published three years after they had been read.

No doubt here there was considerable room for improvement; whether it took place, however, or not, must be considered in a future number.

THE ENTOMOLOGIST'S WEEKLY INTELLIGENCER may be obtained

WHOLESALE of E. Newman, 9 Devonshire Street, Bishopsgate, and of W. Kent & Co. 51 & 52 Paternoster Row.

RETAIL of James Gardner, 52 High Holborn; H. J. Harding, 1 York Street, Church Street, Shoreditch; A. W. Hockett, 3 East Road, City Road; W. Weatherley, High Street, Peckham; C. J. Cribb, 8 Westbourne Grove, Bayswater; W. Cull, 34 Henry Street East, St. John's Wood; T. Cooke, 513, New Oxford Street.

At Beverley, of John Ward, News Agent, &c. 'Recorder' Office.

At Birmingham, of Robert Burns, 63 Edmond Street.

At Brighton, of John Taylor, News Agent, &c. 86 North Lane.

At Cheltenham, of C. Andrew, 129 High Street.

At Darlington, of M. Simonson, News Agent, Bondgate.

At Hemel Hempstead, of H. Salter, Bookseller, &c. High Street.

At Huddersfield, of J. E. Wheatley and Co., Booksellers, 18 New Street.

At Kingston-on-Thames, of W. Bryden, Bookseller, &c. Apple Market.

At Leatherhead, of T. R. Negus, Chemist and Stationer.

At Leeds, of J. Fox, Bookseller, &c. Boundary Terrace, Burley Road.

At Maidstone, of Messrs. Nicholson, Brothers, Printers, &c. 31 Mill St.

At Middleton, of John Fielding, Bookseller, Wood Street.

At Oldham, of John Holt, Bookseller, 6 George Street.


At Rotherham, of H. Carr, Bookseller, Bridge Street.

At Sheffield, of C. K. Jarvis, News Agent, Post Office, Barker's Pool.

At Wakefield, of William Talbot, Crystal Place.

At Worcester, of G. Morgan, Bookseller and News Agent, Little Angel St.; and of J. Pegg, Bookseller and News Agent, 20 Mealcheapen Street.

At York, of R. Sunter, 23 Stonegate.

 Country News-venders who have this paper on sale are requested to send us their names and addresses to be added to the list.

All communications to be addressed to MR. H. T. STAINTON, Mountsfield, Lewisham, near London, S.E. No notice will be taken of anonymous communications.

EXCHANGE.—The charge for lists of duplicates and desiderata remains as before—

	s.	d.
Under half a column . . .	0	6
Above half a column, but under half a page . . .	1	0
Above half a page, but under a page . . . . .	2	0

Correspondents will therefore please enclose stamps for these amounts when they send notices which belong to the heading of "Exchange."

Mr. STAINTON will be "at home" on Wednesday next, April 3rd, at 6 P.M., as usual.

CHANGE OF ADDRESS.—Having left Nettlestone, my address is now—W. JORDAN, Binstead School, near Ryde, Isle of Wight.

#### TO CORRESPONDENTS.

E. W. J., J. W. D., J. S., and others.—Next week.

#### CAPTURES.

#### LEPIDOPTERA.

*Cymatophora Flavicornis*.—I was out with a friend on the 7th inst., and we took three very fine *C. Flavicornis*. Is it not rather early for that species?—R. W. FEREDAY, 2, Leighton Villas, Kentish Town, N.; March 20.

*Nyssia Hispidaria*.—I took a male specimen of this insect, on the 9th inst., at Thorney, in this neighbourhood; it was floating on some water in a ditch at the road-side: considering its partial immersion it is a good specimeneu.—F. M. BURTON, *Gainsborough; March 20.*

*Captures near Manchester*.—The following insects have been captured by myself and Mr. W. Worthington this season:—

C. *Ligniperda* (larvæ). Abundant.

C. *Flavicornis*. At rest on birch and in cop.; rather plentiful.

H. *Leucophearia*.

A. *Æscularia*.

T. *Hyemana*.

—JOSEPH CHAPPELL, 5, *Pond Place, Hulme, Manchester; March 18.*

COLEOPTERA.

*Captures near Manchester*.—

*Typhæus vulgaris*. By digging them out of their burrows.

*Soronia grisea*. In the burrows of *C. Ligniperda*.

*S. punctatissima*. Do.

*Rhizophagus dispar*. Do.

*Erirhinus vorax*. Beneath the bark of *Populus nigra*.—JOSEPH CHAPPELL, 5, *Pond Place, Hulme, Manchester; March 18.*

*On the new Philonthus*.—I find that the species of *Philonthus* (*scutatus*), of which I sent a notice to the last number of the 'Intelligencer,' had previously been recorded as British by Messrs. Hardy and Bold: furthermore, evidence has come to hand upon which I am bound to convict myself of a worse fault than the above oversight,—that is, of injustice to Mr. Bold. I have discovered, for instance, that *about* the same time that Mr. Bold sent me the two *Philonthi* (which I ticketed as the *P. lucens* of Bold) he sent specimens of the same insect to my friend Dr. Power, correctly named as *P. scutatus*! I related these particulars last night at a meeting of the Entomological Club; they were received with much laughter, and a slight mixture of derision. It was thought that the label "*lucens*" attached to the insect was *my* mistake, and not Mr. Bold's. I was universally condemned, and of course felt much humiliated.—G. R. WATERHOUSE, *British Museum; March 20.*

---

EXCHANGE.

---

OBSERVATIONS.

*Cymatophora Flavicornis*.—In March, 1860, I got a few eggs of *C. Flavicornis*, which I was successful in rearing. They are magnificent larvæ: they were nearly black, spotted with white; pale brown between the segments, and the head a bright brown. They conceal themselves between the leaves in the day-time, and come out to feed at night. The first imago appeared on the 9th of the present month, and on the 11th I and a friend captured four in the Storthes Hall Wood.—JAMES VARLEY, *Almondbury Bank, Huddersfield; March 18.*

*Nyssia Zonaria*.—On the 17th instant I visited Hoy Lake after this species, thinking the severe winter and the regular February and March weather we have since had would have the effect of making them appear at their proper time (about the 12th of March). I took many fine specimens, and can now give them to those whom I could not oblige last year, and to others who may want them: I have plenty of eggs to give away. For some years this species has not appeared until much after its proper time.—C. S. GREGSON, *Spring Hill, Stanley, near Liverpool; March 21.*

# INDEX.

---

## LEADING ARTICLES.

Asteroids, 33  
 Autumnal larvæ, 17  
 British bugs, 9  
 Childishness, 73  
 Difference of opinion, 25  
 Eggs, 153  
 Energy, 105  
 Entozoa, 137  
 Fox-hunting, 49  
 "I, first," 161, 169, 177  
 In-doors, 121  
 Instability, 97  
 Perseverance, 113  
 Scientific papers, 201  
 Sharks, 65  
 Spring, 185  
 Ten years ago, 1  
 The bed-bug, 41  
 The Entomological Society, 129  
 'The Indicator,' 57  
 The other side, 81  
 This side, 89  
 Try, 146  
 Work, 193

## ENTOMOLOGICAL SOCIETIES.

Haggerstone Entomological Society, 78,  
 100  
 York Entomological Society, 157

## NOTICES OF BOOKS.

Bibliotheca Zoologica, 182  
 Species not Transmutable, nor the Result  
 of Secondary Causes; being a Critical  
 Examination of Mr. Darwin's work  
 entitled 'Origin and Variation of Spe-  
 cies,' 78  
 The Entomologist's Annual for 1861, 94

## CAPTURES.

### INSECTS SPECIALLY NOTICED.

#### *Lepidoptera.*

*Colias Edusa*, 179, 195  
 ... *Hyale*, 26  
*Thecla Pruni*, 26  
*Acherontia Atropos*, 67  
*Deilephila Galii*, 75  
 ... *Livornica*, 146, 155

*Chærocampa Celerio*, 3, 10, 26  
*Lithosia Caniola*, 179  
*Cymatophora Flavicornis*, 202  
*Noctua Ditrapezium*, 171  
*Agrophila Sulphuralis*, 35  
*Amphidasis Prodrómia*, 163  
*Nyssia Hispidaria*, 203  
*Dosithea Eburnata*, 3  
*Oporabia approximaria*, 75  
*Diasemia litalis*, 18  
*Nola Albulalis*, 59  
*Exapate Gelatella*, 51, 75  
*Ochsenheimeria vacullella*, 123  
*Adela viridella*, 90  
*Depressaria Douglasella*, 75  
*Gracilaria Populetorum*, 187  
*Lithocolletis Spinicolella*, 26  
*Nepticula Ulmivora*, 187

#### *Coleoptera.*

*Dinarda dentata*, 10  
*Quedius scitus*, 45  
*Leptinus testaceus*, 44  
*Mycetophagus quadriguttatus*, 62  
*Anomala Frischii*, 195  
*Gnorinus variabilis*, larva of, 44  
*Rhinosimus ruficollis*, 91  
*Lycoperdina Bovistæ*, 36

#### *Hymenoptera.*

*Sirex Gigas*, 11

A day in Coombe Wood in June, 1860, 75  
 A new *Noctua*, 131  
 A run to the North in August, 1860, 187  
 Autumn butterflies, 26  
 Captures at Altrincham, 163  
 ... Cockermouth, 60  
 ... Folkestone, Dover and Ven-  
 nor, 139  
 ... light, 27  
 ... Penwortham, 18  
 ... Perth in 1860, 131  
 ... Ranworth, 3  
 Captures during the past season, 52, 67  
 ... in South Devon, 51  
 Captures near Lewisham, 59  
 ... Manchester, 203  
 ... Sheffield, 35  
 ... Worcester, 42  
 ... York, 19, 27

Captures of Apidæ at Morpeth, in Northumberland, and at Tamworth, in Staffordshire, in 1860, 155  
 Captures of Hymenoptera at Aldeby, 99  
 Correction of an error, 11  
 Jersey Lepidoptera, 61  
 Larvæ near Chichester, 43  
 Notes on Captures at Deal, 27  
 Phryganidæ in the fens, 188  
 Sweeping, 4  
 The bad season, 43

## OBSERVATIONS.

## INSECTS SPECIALLY NOTICED.

*Lepidoptera.*

Vanessa Io, 83  
 Sphinx Ligustri, 11, 20  
 Bombyx Callunæ, 68  
 Lasiocampa Rubi, 11, 131, 156  
 Lithosia Complana, 45  
 Cymatophora Flavicornis, 202  
 Bryophila Glandifera, 115  
 Hydræcia Micacea, 83  
 Xylophasia Lithoxylea, larva of, 12  
 Dianthæcia Capsincola, 91  
 Xylina Conformis, 189  
 Epunda Lichenea, 69, 83, 91, 107  
 Euplexia Lucipara, 83  
 Epione Vespertaria, larva of, 20  
 ... Advenaria, 46  
 Eurymene Dolobraria, 45  
 Selenia illustraria, 147  
 Tephrosia Extersaria, 45  
 Abraxas Pantaria, 53  
 Cheimatobia Boreata, 20  
 Eupithecia Coronata, 115, 132  
 Cidaria Reticularia, 179  
 Sophronia Emortualis, 28  
 Achroia Grisella, 13  
 Phtheochroa Rugosana? 45  
 Talæporia pseudo-bombycella, 69  
 Adela Cuprella, 189  
 Nemotois Cupriacellus? larvæ of, 12, 99  
 ... ? larva of, 28  
 Micropteryx Sparmannella bred, 195  
 Hyponomeuta vigintipunctata, 76  
 Gelechia Subdecurtella, 100  
 Gracilaria Pavoniella, 180  
 Coleophora Siccifolia, 171  
 ... Olivaceella, 91  
 Cosmopteryx Eximia, larva of, 4  
 Laverna Decorella, 179  
 Nepticula Aucupariæ, 13  
 ... Ulmivora, *id.*  
 ... Aurella, 179, 189

*Coleoptera.*

Diachromus germanus, 5

Acentropus, 156  
 A corticivorous larva, 147

A new British Noctua, 189  
 An effect of the late cold season, 100  
 A new Nepticula, 180  
 Butterflies in Carmarthenshire, 76  
 Deposition of eggs by worker wasps, 6  
 Food of the larva of Sphinx Ligustri, 11, 20  
 Habit of the larva of Laverna Decorella, 179  
 Larva in Anthemis Tinctoria, 28  
 Notes on larvæ, 45  
 ... the appearance and non-appearance of insects this year, 62  
 Searching for Adela larvæ, 195  
 The Asychna in the "Old Man's Beard," 12  
 The new Noctua taken near Manchester, 146, 163  
 The ordinal position of Acentropus, 148  
 Vitality of larvæ subjected to excessive cold, 140

## EXCHANGE.

## INSECTS SPECIALLY NOTICED.

*Lepidoptera.*

Sphinx Convolvuli, 63  
 Dictanura Bicuspis, 47  
 Lasiocampa Rubi, 29  
 Acronycta Alni, 116  
 Epunda Lichenea, 13, 190  
 Phlogophora Empyrea, 92  
 Nyssia Zonaria, 203  
 Abraxas Pantaria, 83  
 Perouea Shepherdana, 29

*Coleoptera.*

Erirhinus vorax, 171, 190

An offer to send larvæ, 13  
 Butterflies from the Isle of Wight, 63  
 Exchange, 6, 13, 14, 21, 29, 36, 46, 47, 53, 54, 62, 63, 70, 76, 83, 107, 116, 123, 124, 148, 156, 171  
 Exchange of books, 13, 76  
 Expected ova, 180  
 "Hold, enough!" 76  
 Humble-bees wanted, 92  
 Jersey insects, 29  
 Surplus beetles, 190  
 Too many applications, 29

MISCELLANEA, COMMUNICATIONS,  
&c.

## INSECTS SPECIALLY NOTICED.

*Lepidoptera.*

Lasiocampa Rubi, 30  
 Lithosia Complana, 70  
 Dianthæcia Capsophila, 109, 116, 133, 149  
 Epunda Lichenea, 79  
 Catephia Alchymista, 172

- Westwood, J. O., Oxford, 148  
 White, F. W. B., Athole Place, Perth, 131  
 Wilkinson, H., Milford Junction, Yorkshire, 63  
 Wilkinson, T. C., Thurning Rectory, near Oundle, Northamptonshire, 36  
 Wood, John, jun., Witton Castle, Durham, 163  
 Winter, W., Aldeby, near Beceles, 4, 8, 25, 88, 99, 152, 173, 189, 190, 192  
 Wood, Thomas, 39, Boudgate, Darlington, 116  
 Wragg, J., 7, Spring Gardens, Doncaster, 6, 46, 116

- A Botanist, 87; A Briton, 71; Anti-Barter, 86; De Botham, J. C., Manchester, 23; Ignoramus, 117; Independent, 124; Inquisitor, 77; "Intelligencer," Post Office, Great Malvern, 76; Nepticulophilus, 164; Omicron, 198; One who wishes to please, 109; A. B., 165; Jno. B., 85; J. S. D., 115; M. D., 175; G., 3; G. G., 110; J. R. H., 53; Q., 32, 101, 108, 147; R. T., 35

#### CHANGE OF ADDRESS.

- Aris, Henry, 9, Rawstone Street, Clerkenwell, E.C., 42  
 Barrett, C. G., 30, Parkgate Street, Dublin, 67  
 Brockholes, J. F., Puddington Old Hall, near Neston, Cheshire, 74  
 Bryant, James, 63, Old Broad Street, London, E.C., 26  
 Farren, W., 1, Rose Crescent, Cambridge, 58  
 Fenn, C. & J., Clyde Villa, Lee, S.E., 26  
 Jesse, F. A., The Grove, Kentish Town, London, 26  
 Jordan, W., Binstead School, near Ryde, Isle of Wight, 202  
 Kirby, W. F., care of Messrs. Williams and Norgate, 14, Henrietta Street, Covent Garden, W.C., 83  
 Orde, Jonathan, 9, New Buckingham Street, Southwark, S.E., 74  
 Parfitt, Edward, Devon and Exeter Institution, Exeter, 122  
 Pryer, W. B., Fairfield House, Broome Hill, near Sheffield, 2  
 Sayer, J., 3, Dunston Street, Kingsland Road, N.E., 67  
 Stephenson, H., Fisher Yard, Long Royd Bridge, near Huddersfield, 171  
 Stretch, R. H., Nantwich, Cheshire, 67  
 Tyrer, R., Cavendish, Sudbury, 138

**W**ANTED to PURCHASE.—  
 Second-hand copies of Dawson's 'Geodephaga Britannica,' Stephens's 'Manual of British Beetles,' and the first volume of the 'Intelligencer,' bound or unbound. Also the 'Zoologist,' from the commencement, to borrow, for a handsome consideration.  
 Apply to C. O. G., 13, Hova Villas, Cliftonville, Brighton.

#### To Naturalists.

**M**R. RIPPON, of Reading, a gentleman who is deeply attached to the study of Natural History, and is a great lover of Nature, and who has been for some years a collector in this country, is very desirous of proceeding out to the ANDES of SOUTH AMERICA to collect Natural History Specimens, and not having sufficient means of his own is anxious to raise £200 for the purpose, to be repaid by specimens. Gentlemen disposed to assist in the undertaking are requested to send their subscriptions to Mr. SAMUEL STEVENS, Natural-History Agent, 24, Bloomsbury Street, London, W.C.

Mr. RIPPON intends devoting the whole of his time in collecting INSECTS, SHELLS, BIRD AND ANIMAL SKINS, REPTILES, and also LIVING AND DRIED PLANTS, should Subscribers desire them, and will leave as soon as the required amount is obtained.

The following gentlemen have kindly put down their names:—

— Taylor, Esq. (for Shells)	£25	0	0		
H. Cuming, Esq. (do.)	-	25	0	0	
P. L. Sclater, Esq. (for Birds)	10	0	0		
J. H. Gurney, Esq. (do.)	-	10	0	0	
— Tomes, Esq. (for small Mammals)	-	-	10	0	0
H. T. Stainton, Esq. (for Micro-Lepidoptera)	-	10	0	0	
S. Stevens	-	-	10	0	0
J. Gray, Esq. (for Heteromera)	-	-	5	0	0
W. C. Hewitson, Esq. (for Butterflies)	-	-	5	0	0
A Friend	-	-	5	0	0



THE  
ENTOMOLOGIST'S  
WEEKLY INTELLIGENCER

FOR

1861.

APRIL — SEPTEMBER.

VOL. X. & LAST.



LONDON:

E. NEWMAN, 9, DEVONSHIRE STREET;  
W. KENT & CO., 51 & 52, PATERNOSTER ROW.

---

1861.

