






g. Insect

Panzer, Georg W. F.

Fauna Germanica; Diptera ...

DIV. INS.
U.S. NATL. MUS.

CARDED
DIV. OF INSECTS

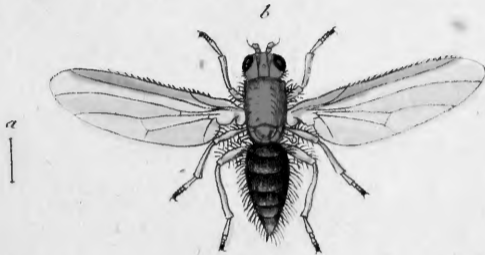




2

36502
Smith

10



Musca semiflava Mihi.

J. St. f. n.

1870

QL
535.4
G3P17
M. 35
ENTRB

MVSCA semiflava.

Die halbgelbe Fliege.


Musca semiflava: antennis setariis, abdomine cinerascente, capite thorace anoque flavis, pedibus pallidis.

Habitat in Austria.

Caput vesiculosum flavum raris pilis hirtum, ore pallide flavo. Antennarum clava ferruginea seta nigra. Oculi fusci distantes. Thorax flavus pilosus immaculatus. Alae magnae roseo albae venis rectis tere parallelis percurvae, basi appendiculo foliaceo ciliato. Halteres parvi flavi capitati. Abdomen conicum lateribus pilosum plumbeum s. ex atro cinerascens, ano acuminato flavo. Pedes pallidi, tibiis posticis varis, unguiculis nigris.


a Magnitudo naturalis. b Eadem aucta.





Musca nebulosa Nishi.

J. St. fec.



MUSCA nebulosa.

Die wolkenflüchtige Fliege.

Musca nebulosa: antennis setariis atra nitida pilosa, thorace basi striato, alis irregularibus fusco nebulosis.

Habitat Norimbergae.


Magnitudo *Musc. domestica*. F. Frons lactea nitida. Antennae nigrae setariae. Oculi approximati rufi. Vertex lineola nigra oculos dividens. Thorax ater pilosus nitens, basi fascia cinerea striis quatuor abbreviatis percurfa. Scutellum nigrum nitidum longioribus pilis hirtum. Abdomen ovatum atrum s. atro aeneum nitidum lateribus hirtum immaculatum, segmentorum marginibus lacte lucidis. Pedes nigri pilosi, posticis elongatis. Alae irregulares lobiformes fascia fusca media nebulosa, basi appendiculo foliaceo fornicato lacteo. Halteres parvi flavi.

a Magnitudo naturalis. b Eadem aucta.





Musca formosa Miki.



MVSCA formosa.


Die schön gezeichnete Fliege.

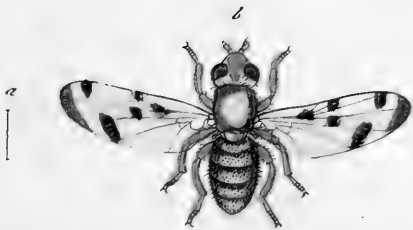
Musca formosa: antennis setariis cinerea, vertice sanguineo, thorace irregulariter striato, abdomine cylindrico fasciis quinque nigris, alis maculatis.

Habitat in Austria.

Caput triangulare, fronte orbitaque lacteis, vertice sanguineo pilosis. Oculi fuscii. Antennae flavae setariae. Thorax cinereus, medio strigis duabus abbreviatis, margine laterali utrinque strigis duabus basi et apice connexis nigris. Scutellum cinereum immaculatum. Halteres capitati albi. Abdomen cylindricum cinereum, segmentorum marginibus nitidis atris. Pedes nigri. Alae vitreae hyalinae, basi striga maculari abbreviata e punctis s. maculis cohaerentibus conflata, apice punctis tribus, duobusque versus marginem posticam fuscis. Abdomen subtus atrum nitidum, pectore cinerascente.

a. Magnitudo naturalis. b. Eadem aucta.





Musca pumilio Miki.



MVSCA gangraenosa.


Die brandfleckigte Fliege.

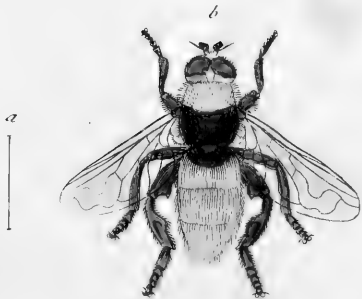
Musca gangraenosa: antennis setariis cinerea, alis albis maculis fuscis quinque, pedibus testaceis.

Habitat in Austria.


Caput, frons, vertex pallide flava. Oculi fuscii orbita lactea. Antennae fulvae seta fusca. Thorax scutellum cinerea immaculata. Abdomen cylindricum cinereum, segmentorum marginibus fuscis. Alae vitreae hyalinae punctis macularibus quinque apiceque fuscis. Halteres parvi capitati pallidi. Corpus subtus cinereum. Pedes flavi tarsi fuscis.

a Magnitudo naturalis. b Eadem aucta.





Syrphus equestris Femina Fabr.



SYRPHVS equestris Femina.

Die Ritter Schwebefliege. Das Weibchen.

Syrphus equestris: antennis setosis tomentosus cinereus thorace fascia atra, abdomine fulvo, femoribus tibiaisque posticis apice dentatis. *Fabric. Ent. syst. T. VI. n. 51. p. 292.*

Habitat Norimbergae.


Feminam, ut mihi videtur, huius Syrphi illustr. *Fabricium* descripsisse haec figura testatur.

a Magnitudo naturalis. b Eadem aucta.





Syrphus equestris Mas Fabr.



SYRPHVS equestris. Mas.


Die Ritter Schwebefliege. Das Männchen.

Syrphus equestris. Fabric. l. c.

Habitat cum Femina.¹


Marem huius Syrphi hic me delineasse non dubitandum: demonstratur id, habitu, statura, forma, fabricaque corporis pedumque in omnibus consimili, et quod maximi est, venarum in alis directione nexu siueque aequali: differt autem thorace toto, abdomineque basi apiceque griseo villosis, et variat interdum colore hirsutiei mox magis pallido mox obscuriori.

a Magnitudo naturalis. b Eadem aucta.





Syrphus Segnis Fabr.



SYRPHVS *segnis*.

Die träge Schwebefliege. Die Einschnittfliege. La Mouche dorée à ventre brun et noir. Geoffr. Mouche à segment. Degeer.

Syrphus segnis: antennis setariis nudus, thorace aeneo, abdomine ferrugineo apice nigro. *Fabric.* Ent. syst. T. VI. n. 61. p. 295. Syst. Ent. n. 47. p. 772. *Spec. Inf.* T. III. n. 36. p. 428. *Mant. Inf.* T. II. n. 42. p. 338.

Musca segnis. *Linn.* Syst. Nat. n. 57. p. 988. ed. XIII. n. 57. p. 2877. *Faun. Succ.* n. 1823.

Geoffr. Inf. T. II. n. 62. p. 526.

Degeer Inf. T. VI. n. 12. p. 54. tab. 7. fig. 10.

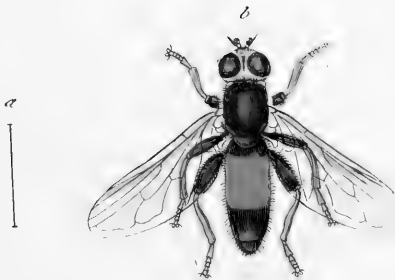
Schäffer Ic. Inf. Ratisb. tab. 107. fig. 7.

Habitat in floribus.

Quoniam huius Syrphi figura, quam in *Faun. germ. Sect. XXII. 22.* suppeditavi, minus e votis successit, aliam nunc, et ut sperare fas est, meliorem et cor-

rectiorem subnectere volui. Femorum enim posticorum denticulatio, in animalculo ad vivum delineato haud ita commode sisti potuit, quae nunc in lente aucta figura clarius dignosci potest: addendum: exemplar secundum quod prior figura depicta fuerit, magis variabilem huius Syrphi indolem prodere, quam ipsam Syrphum, quemadmodum ille frequentissime occurrere solet: si quis vero in illa figura, qua in Faun. germ. XX. 20. *Muscam brassicariam* F. adumbrare voluerim, *Syrphum legnem* F. me delineasse accuset, inique agit graviterque hallucinat. Tibiae in nostris specimenibus omnes incurvae sunt, anticis albis, mediis posticisque nigro maculatis.

a Magnitudo naturalis. b Eadem aucta.



Syrphus ignavus Miki.

rec
ad
cla
fue
ad
ge
me
mi

SYRPHVS ignavus.

Die Schwebrfällige Schwebestiege.

Syrphus ignavus: antennis fetariis nudus ater thorace aeneo, abdominis segmento secundo tertioque ferrugineis, tibiis flavis.

Habitat Norimbergae.

Habitus et statura *Syrph. segn. et pigr. Fabric.* ast distinctus mihi videtur. Caput atrum nitidum. Frons labiumque villoso argentea. Antennarum clava compressa fusca seta nigra. Oculi fusci. Thorax nitidus pubescens subaeneus. Scutellum nigrum subaeneum. Halterum clavae capitatae incurvae. Alae aquae immacolatae nervo antico crassiori nigro. Abdomen cylindricum subcompressum atrum nitidum nudum margine laterali leviter pubescenti, segmento secundo tertioque ferrugineis s. laete rufis. Femora nigra subnuda posticis incrassatis levibus. Tibiae omnes flavae posticis incurvo flexuosis. Corpus subtus ut supra.

a Magnitudo naturalis, b Eadem aucta.





Syrphus piger Fabr.



SYRPHVS piger.

Die faule Schwebefliege.

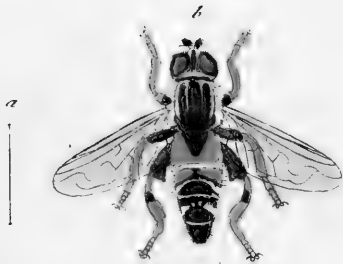
Syrphus piger : antennis fetariis nudiusculus niger abdomine ferrugineo : ano nigro femoribus posticis clavatis. *Fabric. Ent. syst. T. VI. n. 63. p. 295.*

Habitat Norimbergae.


Abdomen in nostris speciminibus segmento secundo tertioque toto, quarto apice ferrugineis s. laete rufis.

a Magnitudo naturalis. b Eadem aucta.





Syrphus spinipes Femina Fabr.



SYRPHUS spinipes. Femina.

Die Stachelfüßichte Schwebefliege. Das Weibchen.


Syrphus spinipes: antennis setariis tomentosus abdomine atro: lineolis albis, segmento primo rufo, femoribus posticis dentatis. *Fabric.* Ent. syst. T. VI. n. 66. p. 296.

Sturm Verz. n. 40. p. 63. tab. 4. fig. 8. i. k.

Habitat Norimbergae.

Feminam huius *Syrphi* duntaxat illustr. *Fabricium* descripsisse verosimile est, quippe altero sexu abs me detecto, marem demum innotuisse sequenti pagella demonstrabitur.

a Magnitudo naturalis b Eadem aucta.





Syrphus spinipes Mas Fabr:



SYRPHVS spinipes. Mas.

Die stachelfüßichte Schwebefliege. Das Männchen.

Syrphus spinipes. Fabric. l. c.

Habitat cum femina.

En marem *Syrph. spinipes Fabric.*, quem a femina sua differre thorax immaculatus, abdomen basi utique macula triangulari flava, habitusque procerior docet: reliqua, imprimis alarum venae, harumque divisio, situs, nexusque conveniunt.

a Magnitudo naturalis. b Eadem aucta. c Pes posticus auctus.





Syrphus mixtus Miki.



SYRPHVS mixtus.

Die vermischtfärbigte Schwabefliege.

Syrphus mixtus: antennis setariis nudiusculus ater, abdominis segmentis secundo tertioque sanguineis, his quartoque lunulis bis tribus albis.

Habitat in Austria.

Ne iniquus ingratusque in merita Viri M. R. Megerle Musaei Imperial. rerum natural. Inspectoris, erga Faunam insectorum germanicam meam videar, ea qua per est animi observantia gratus testor, me quaecunque entoma, quae ex *terrīs austriacis* sectiones excipiebant praecedentes, quaeque ego ad genera sua reduxi, speciebusque definivi, omnia manu faurici huius egregii viri debere, cui et ea, quae in hac recensuntur sectione debemus.

Habitus et statura *Syrph. spiniped. Fabr.*, est omnino alius et plane distinctus. Caput atrum nitidum vertice nigro hirsuto. Frons labiumque hirsuto pallida.

Antennarum clava compressa fusca, seta nigra. Oculi nigri. Thorax ater nitidus, nudus. Scutellum atrum subquadratum nitidum nudum. Halteres subflavi capitati. Alae appendiculo foliaceo ciliato. Alae subobscurae apice umbra hyalina rufa, nervis venisque nigris. Abdomen subcompressum subconicum atrum nudum, segmento primo atro, secundo sanguineo striga media atra, tertio sanguineo subimmaculato, quarto quintoque nigris: secundo tertio quartoque vero lunulis bis tribus albis. Pedes omnes nigri, femoribus posticis clavatis subserratis.

a Magnitudo naturalis. b Eadem aucta.



Syrphus vulneratus Mihi.



SYRPHVS vulneratus.

Die verwundete Schwebefliege.

Syrphus vulneratus: antennis ferariis tomentosus viridi aeneus, abdominis segmentis medio obscure sanguineis, antennis, pedibusque flavis, his nigro maculatis.

Habitat in Austria. *M. R. Megerle.*

Habitus et statura *Syrph. volvul.* F. ast alius et distinctus. Caput atrum nitidum cinero pubescens. Antennarum clava compressa flava seta nigra. Oculi fuscissimi. Thorax viridi aeneus nitidus subtomentosus immaculatus. Halterum squama subclavata flava apice nigra. Alae corpore maiores albae nervo antico crassiori duplici nigro. Abdomen cylindricum tomentosum viridi aeneum nitidum, segmentis medio umbra obscure rufa. Anus orbatus. Pedes obscuro viridi aenei basi apiceque flavi. Corpus subtus obscure aeneum nitidum.

a Magnitudo naturalis. b Eadem aucta.





Syrphus variabilis Müll.



SYRPHVS variabilis.

Die schillernde Schwebefliege.

Syrphus variabilis: antennis setariis tomentosus thorace aeneo, abdomine atro violaceo, alis obscure fuscis, pedibus atris.

Habitat in Austria. *M. R. Megerle.*


Habitus et statura *Syrph. devii Fabr.* ast distinctus. Distinguitur corpore maiori, ore minime argenteo, sed atro nitido, antennis haud elongatis sed breviusculis, alis obscure fuscis praesertim ad marginem anticum crassiolem, pedibus exilibus tenuibusque atris immaculatisque, thorace aeneo, corporeque cylindrico obscurius violaceo, utrinque flavo pubescenti.

a Magnitudo naturalis. b Eadem aucta.





Syrphus annulatus Fabr.



SYRPHVS annulatus.

Die geringelte Schwebefliege.


Syrphus annulatus: antennis setariis tomentosus abdomine atro segmentorum marginibus albis, femoribus posticis clavatis dentatis. *Fabric. Ent. syst. T. VI. n. 67. p. 296.*

Habitat in Austria. *M. R. Megerle.*

Differt nostrum specimen abdominis marginibus segmentorum haud *omnino* albis, sed abdomine atro margine laterali rufo lunulisque bis tribus albis: Reliqua convenire videntur.

a Magnitudo naturalis. b Eadem aucta.





Syrphus Thymiastris Fabr.



SYRPHVS Thymiaſtri.

Die Quendel - Schwebefiege.

Syrphus Thymiaſtri: antennis ſetariis tomentofus thorace ſubaeneo, abdomine atro :
faſciis tribus albidis, ſecunda interrupta. *Fabric.* Ent. ſyſt. T. VI. n. 103. p. 306.
Spec. Inf. T. II. n. 60. p. 433. *Mant. Inf.* T. II. n. 69. p. 340.

Habitat in Auſtria. *M. R. Megerle.*

In noſtro ſpecimine tibiae poſticae nigro annulatae ſunt, abdomenque atrum
faſciis tribus glaucis, nullaque interrupta eſt. Reliqua ad amuſſin conveniunt.

a Magnitudo naturalis. b Eadem aucta.





Musca nigripes Fabr.

J. St. f.



MUSCA nigripes.

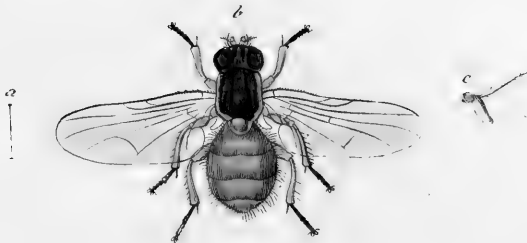
Die schwarzfüßichte Fliege.

Musca nigripes: antennis plumatis pilosa nigra, abdominis lateribus testaceis albo
tessulatis. *Fabric.* Ent. Syst. T. VI. n. 30. p. 319.

Habitat in Austria. *M. R. Megerle.*

a Magnitudo naturalis. b Eadem aucta.





Musca testacea Fabr.



MVSCA testacea.

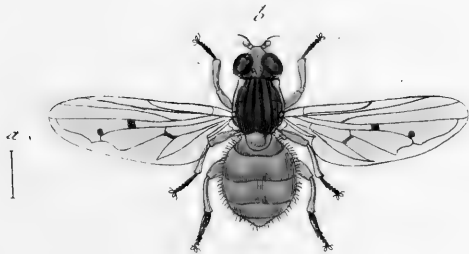
Die gelblichte Fliege.

Musca testacea: antennis plumatis cinerea scutello abdomine pedibusque testaceis.
Fabric. Ent. syst. T. VI. n. 32. p. 320. *Spec. Inf.* T. II. n. 22. p. 440. *Mant.*
Inf. T. II. n. 24. p. 344.

Habitat in Austria. *M. R. Megerle.*

a Magnitudo naturalis. b Eadem aucta.





Musca arcuata Miki.



MUSCA arcuata.

Die wachsgelbe Fliege.

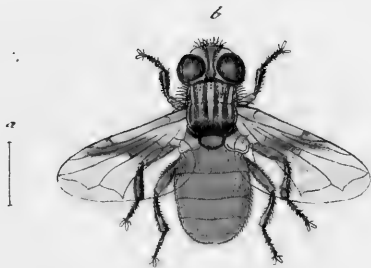
Musca arcuata: antennis setariis thorace cinereo, capite antennis abdomine pedibusque flavis, alis punctis duobus lineolaque fuscis.

Habitat in Austria. *M. R. Megerle.*

Statura et magnitudo *M. testaceae* F. at differt antennis setariis, capite antennisque flavis alisque punctis maculaque fuscis.

a Magnitudo naturalis. b Eadem aucta.





Musca brachyptera Mihi.



MUSCA brachyptera.

Die kurzflügelichte Fliege.

Musca brachyptera: antennis setosis flava, thorace cinereo nigro lineato postice nigro, alis basi flavo fuscoque maculatis.

Habitat, Norimbergae.

Singularis structurae Musca. Caput fericeo albidum vertice subflavo. Oculi brunnei. Antennae fuscae seta nigra. Thorax antice cinereus lineolis quatuor nigris, postice obscure fuscus s. niger. Scutellum fuscum. Halteres fornicati flavi. Alae breves obtusae erectae hyalinae, basi flavae fascia fusca. Abdomen flavo holosericeum compressum obtusum immaculatum. Femora subtus flava, supra nigra. Tibiae nigrae. Thorax subtus cinereus, abdomenque villosa albidum.

a Magnitudo naturalis. b Eadem aucta.





Muscā dimidiatā Mihī.



MVSCA dimidiata.

Die halbgelbe Fliege.

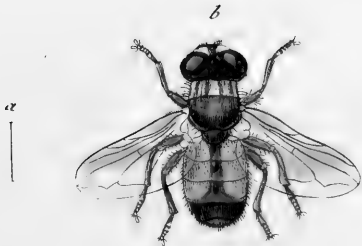
Musca dimidiata: antennis fetariis grisea, thorace sublineato, abdomine flavo apice fusco, alis basi flavis fascia fusca.

Habitat in Austria. *M. R. Megerle.*

Habitus et statura fere *Musc. brachypter* ast alae maiores minusve erectae. Caput albido-sericeum, vertice lineola fusca. Antennae fuscae seta nigra. Oculi fusci pone ciliati. Thorax cinereus sub- s. obscure lineatus. Scutellum fuscum pilosum. Halteres foliacei fornicati. Alae hyalinae basi flavae fascia transversa late fusca. Abdomen flavum, basi lineola apiceque late nigris. Anus pallidus. Pedes nigri femoribus flavis.

a Magnitudo naturalis. b Eadem aucta.





Musca taeniata Mili.



MUSCA taeniata.

Die gelbbauchigte Fliege mit der braunen Rückenstreife.

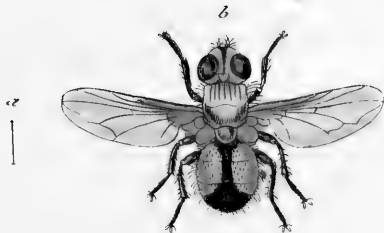
Musca taeniata: antennis setosis pilosa cinerea, abdomine testaceo dorso linea apiceque fuscis, alis basi subflavis macula fusca.

Habitat Norimbergae.

Caput fericeo cinereum lineola frontali rufa. Antennae flavae apice nigrae, seta nigra. Thorax cinereus subineatus apice fuscus. Scutellum fuscum. Abdomen subcompressum fericeo testaceum dorso linea apiceque fuscis. Haecres foliacei pallide flavi. Alae breves erectae apice hyalinae basi subflavae macula fusca.

a Magnitudo naturalis. b Eadem aucta.





Musca continua Mihi.



MVSCA continua.


Die gelbbauchigte Fliege mit ununterbrochener Rückenstreife.

Musca continua: antennis sensillis cinereo pilosa, capite abdomineque flavis, abdomine linea dorsali apiceque nigris.

Habitat in Austria. M. R. Megerle.


Os albidum fericeum. Vertex flavus. Antennae nigrae. Oculi fusci. Thorax cinereus sublineatus. Scutellum fuscum. Halteres foliacei flavi. Alae hyalinae basi flavae. Abdomen pilosum flavum, linea dorsali apiceque nigris. Pedes nigri.

a Magnitudo naturalis. b Eadem aucta.





Musca conica Mihi.



MUSCA conica.


Die Kegelförmige Fliege.

Musca conica: antennis setariis testacea nuda, thorace lineato, abdomine conico nitido segmentis margine apiceque nigris.

Habitat in Austria. M. R. Megerle.

Habitus et statura *M. scybalar.* F. Os cum fronte pallide flavo-fericeum. Antennae flavae seta pallide flava. Oculi approximati fuscis. Thorax dorso cinereus, lineolis quatuor fuscis, intermediis duabus approximatis, margine laterali testaceo. Scutellum testaceum. Halteres clavati flavi. Alae corpore duplo longiores apice fuscae. Abdomen conicum nudum nitidum flavum, segmentis margine apiceque fuscis. Pedes testacei.

a Magnitudo naturalis. b Eadem aucta.





Musca Stigma Mihi



MVSCA Stigma.

Die Metallfliege mit der schwarzen Fliegenarbe.

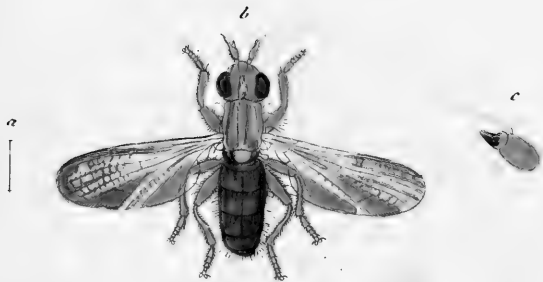
Musca Stigma: antennis setariis aenea, abdomine clavato viridi aeneo nitidissimo apice flavo, alis hyalinis stigmatate fusco.

Habitat in Austria. *M. R. Megerle.*


Parva. Caput nigrum opacum ore flavo. Oculi nigri semoti orbita fusca. Antennae testaceae apice fuscae seta nigra. Thorax opacus subaeneus dorso obscure cinereo. Scutellum obscurum. Halteres clavati flavi. Alae hyalinae basi subflavae, stigmatate pone apicem fusco distincto. Abdomen clavatum nitidum viridi aeneum, basi flavum. Pedes flavi mediis et posticis elongatis.

a Magnitudo naturalis. b Eadem aucta,





Musca flavifrons Mihi.



MUSCA flavifrons.

Die gelbgestirnte Fliege.

Musca flavifrons: antennis plumatis obscure plumbea, capite antennis thoracis striis pedibusque flavis, alis reticulatis.

Habitat in Austria. *M. R. Megerle.*


Habitus et statura *Musc. rufifrons*. F. Os albedo-sericeum; vertice flavo, linea frontali punctisque utrinque tribus nigris. Antennae flavae hirtae acuminatae, apice nigrae seta plumata alba. Thorax obscure plumbeus striis tribus flavis abbreviatis. Scutellum plumbeum. Halteres clavati pallidi. Alae obscurae reticulatae costa marginali nigra. Abdomen obscure plumbeum opacum. Pedes flavi.

a. Magnitudo naturalis, b Eadem aucta, c Antennae, seta plumata aucta.





Musca rufipes Mihi.



MVSCA rufipes.

Die rothfüßigte Fliege.

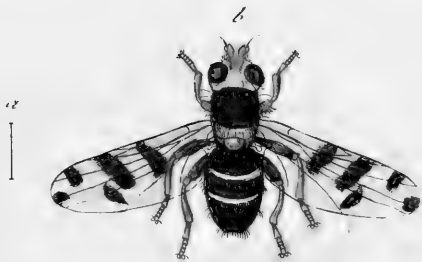
Musca rufipes: antennis elongatis fetariis nigra, pedibus rufis, posticis elongatis.

Habitat Norimbergae.

Antennae elongatae longitudine thoracis nigrae hirtae seta brevi pallida. Caput atrum nitidum. Oculi semoti nigri supra macula flava. Thorax ater opacus pallide sublineatus. Halteres clavati pallidi. Alae fuscae immaculatae. Abdomen atrum opacum ano acuminato. Pedes sanguinei, posticis elongatis, tarsis fuscis.

a Magnitudo naturalis. b Eadem aucta.





Musca hyalinata Mihi.



MVSCA hyalinata.


Die glasflügelichte Fliege.

Mesca hyalinata: antennis fetariis nigra, alis hyalinis strigis duabus abbreviatis punctisque apice tribus nigris.

Habitat in Austria. *M. R. Megerle.*

Caput fericeo flavum, ore nigro, vertice rufo. Antennae porrectae acuminatae rufae, seta nigra. Oculi femoti fuscii. Thorax ater opacus postice cinereo pubescens. Scutellum fuscum. Halteres capitati albi. Alae vitreae hyalinae basi flavae, strigis brevibus duabus, maculisque apicis tribus nigris. Abdomen atrum nitidum fasciis duabus albis, Pedes rufi, femoribus nigris. Corpus subtus atrum nitidum.

a Magnitudo naturalis. b Eadēm aucta.





Stratiomys argentata Fabr.

1801



STRATIOMYS argentata.


Die silberglänzende Wassenfliege.

Stratiomys argentata : scutello subbidentato atra abdomine argenteo tomentoso :
maculis lateralibus flavis. *Fabric. Entom. syst. T. VI. n. 15. p. 266.*

Habitat ad aquas, visitans frondes arborum fruticumque, e. g. *Salic.*
Betul. Alni cet.

Legi Mense Maio 1799.

a Magnitudo naturalis. b Eadem aucta. c Scutellum auctum.





Sirphus diophtthalmus Fabr.



SYRPHVS diophthalmus.

Die doppelaugichte Schwebefliege.


Syrphus diophthalmus: antennis setariis nudus thorace maculato, abdomine cingulis sex flavis, femoribus posticis dentatis *Fabric. Syst. Entom. n. 32. p. 769.*
Spec. Inf. T. II. n. 45. p. 430. Mant. Inf. T. II. n. 52. p. 339. Entom. syst. T. VI. n. 79. p. 300.


Musca diophthalma. Linn. Syst. Nat. n. 43. p. 986. ed. XIII. n. 43. p. 2873. Fa. Suec. n. 1810.

Schaeffer Ic. Inf. Ratisb. tab. 17. fig. 8 9.

Habitat in sylvaticis editioribus.


a Magnitudo naturalis. b Eadem aucta.





Syrphus noctilucus Fabr.

J. St. fec



SYRPHVS noctilucus.

Die leuchtende Schwebefliege.


Syrphus noctilucus: antennis setariis submentofus ater, abdominis primo segmento maculis duabus pellucidis. *Fabric.* Syst. Ent. n. 38. p. 770. *Spec. Inf.* T. II. n. 54. p. 431. *Mant. Inf.* T. II. n. 62. p. 340. *Ent. syst.* T. VI. n. 98. p. 304.

Musca noctiluca. *Linn.* Syst. Nat. n. 48. p. 986. ed. XIII. n. 52. p. 2875. *Fa.* Suec. n. 1814.

Preysler in *Mayers Samml. phys. Auff.* T. I. n. 25. p. 148. tab. III. fig. 25.


Habitat in pratis.

a Magnitudo naturalis. b Eadem aucta.





Conops flavipes Mas. Fabr.



CONOPS flavipes. Mas.

Die gelbfüßchte Stechfliege. Das Männchen.

Conops flavipes: nigra glabra abdomine cylindrico: segmentis tribus margine flavis. *Fabric.* Ent. syst. T. VI. n. 8. p. 393. *Syst. Entom.* n. 4. p. 797. *Spec. Inf.* T. II. n. 5. p. 467. *Mant. Inf.* T. II. n. 5. p. 361.-


Conops flavipes. *Linn.* *Syst. Nat.* n. 7. p. 1005. ed. XIII. n. 7. p. 2894. *Faun. Suec.* n. 1904.

Rossi *Faun. Etrusc.* T. II. n. 1572. p. 330.

Legi in sylvaticis nemorosis in copula. 1799.


Descript. b. a *Linne* in *Faun. Suec.* l. c. a meis specimenibus haud parum recedere videtur.

a Magnitudo naturalis. b Eadem aucta.





Cynops flavipes Fern. Fabr.



CONOPS flavipes. Femina.

Die gelbfüßichte Stechfliege. Das Weibchen.

Conops flavipes. F. et L. l. l. c. c.

Lecta cum mare ibidem.


a Magnitudo naturalis, b Eadem aucta.



27
|



Musca costata Mili.



MUSCA costata.

Die schwarze Fliege mit braunrothen Rippenstreifen.

Musca costata: antennis setariis atra, abdomine ovato, fasciis quatuor interruptis ferrugineis, primis duabus approximatis, alis basi flavis.

Legi ruri. 1799.

Habitus et statura *Musc. rotundat. F.* ast minor et distincta. Caput atrum pubescens, fronte lacteo-villosa. Antennae nigrae setariae. Thorax ater, antice lineola marginali abbreviata alba. Scutellum atrum. Halteres rotundati albi. Alae hyalinae basi flavae. Abdomen atrum nudum, taeniis ferrugineis quatuor utrinque marginalibus angustis, quae totidem fascias interruptas mentiuntur: primis duabus latioribus approximatis: prima abbreviatissima. Anus pubescens. Pedes nigri.

a Magnitudo naturalis. b Eadem aucta.

REVISED

1991

1991

1991



Musca aristata Mihi.



MUSCA -aristata:

Die langborstige Fliege.


Musca aristata: antennis setariis elongata atra, thorace postice rufo lineolis duabus nigris, pedibus flavis.

Legi in editoribus saxosis 1799.

Referenda inter *Muscas Fabric.* 102 — 115. quae omnes proprium genus constituere videntur.


Caput atrum nitidum subpilosum. Antennarum clava elongata atra, seta aristaeformi longiuscula pallida. Thorax antice ater nudus, postice rufus, lineolis duabus abbreviatis nigris. Scutellum rufum. Halteres petiolati, clava orbiculata alba. Alae hyalinae. Abdomen valde elongatum atrum subpubescens, matgine segmentorum lucido. Pedes elongati flavi.

a Magnitudo naturalis. b Eadem aucta.





Thereva subcoleoptrata Mas Fabr. 3. St. fec



THEREVA subcoleoptrata. Mas.

Die halbgedekte Käferfliege. Das Männchen.

Thereva subcoleoptrata: thorace nigro alis cinereis: vittis duabus fuscis repandis.

Fabric. Entom. syst. Supplem. n. 1. p. 560.

Syrphus subcoleoptratus. *Fabric.* Entom. syst. T. VI. n. 21. p. 283. Syst. Entom.

n. 9. p. 764. Spec. Inf. T. II. n. 12. p. 423. Mant. Inf. T. II. n. 13. p. 335.

Conops subcoleoptratus. *Linn.* Syst. Nat. n. 13. p. 1006. ed. XIII. n. 335. p. 2869.


Legi saepius in copula, in umbelliferis, cymosis et corymbiferis. Animal inquietum, agile, ocyffime volitans.

a Magnitudo naturalis. b Eadem aucta.

THE UNIVERSITY OF CHICAGO
LIBRARY



Thereva suboleoptrata Fem. Fabr.




THEREVA subcoleoptrata. Femina.

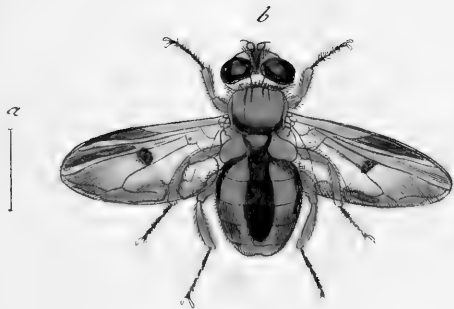
Die halbgedekte Käferfliege. Das Weibchen.

Thereva subcoleoptrata Fabr. l. c.

Habitat cum mare.

a Magnitudo naturalis. b Eadem aucta.





Theronea crassipennis Alder



THEREVA crassipennis.

Die dickflügelichte Käferfliege.

Thereva crassipennis: thorace flavescente, alis disco albido: puncto distincto nigro. *Fabric.* Entom. syst. Supplem. n. 3. p. 560.

Syrphus crassipennis. *Fabric.* Entom. syst. T. VI. n. 23. p. 284.

Habitat in floribus.

a Magnitudo naturalis, b Eadem aucta.

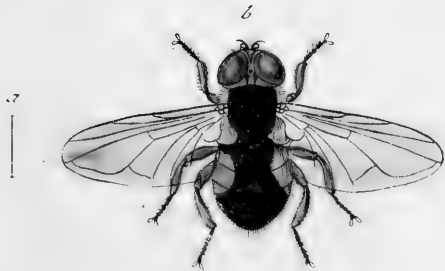
Die geographische Lage

Die geographische Lage ist von großer Wichtigkeit für die Entwicklung eines Landes.

Die geographische Lage ist von großer Wichtigkeit für die Entwicklung eines Landes.


Die geographische Lage ist von großer Wichtigkeit für die Entwicklung eines Landes.

Die geographische Lage ist von großer Wichtigkeit für die Entwicklung eines Landes.



Theresa affinis Fabr.

J. Sturm fec



THEREVA affinis.

Die ähnliche Käferfliege.

Thereva affinis: thoracis lateribus fulvis: abdomine atro lateribus testaceis. *Fabric.* Entom. syst. Supplem. n. 4. p. 561.

Syrphus affinis. *Fabric.* Entom. syst. T. VI. n. 24. p. 284.

A me lecta quotannis in editioribus in floribus. Abdominis macula lateralis minime in meis testacea, sed obscure rufa.

a Magnitudo naturalis, b Eadem aucta,

THESE

Die thüringische Käseverfälschung

Die thüringische Käseverfälschung ist ein Verbrechen, das in den Jahren 1880 bis 1885 in Thüringen verübt wurde. Die Verfälschung bestand darin, dass in den Käse verschiedene Substanzen, wie z. B. Kalk, Salz, Fett, etc. zugesetzt wurden, um den Geschmack zu verbessern und die Haltbarkeit zu verlängern. Diese Verfälschung wurde durch die Thüringische Käseverfälschungsgesellschaft begangen, die in Weimar gegründet wurde. Die Verfälschung wurde durch die Thüringische Käseverfälschungsgesellschaft begangen, die in Weimar gegründet wurde. Die Verfälschung wurde durch die Thüringische Käseverfälschungsgesellschaft begangen, die in Weimar gegründet wurde.

27



Tabanus analis Fabr.




THEREVA analis.

Die bleichafterichte Käferfliege.

Thereva analis: fusca abdominis lateribus basi fulvis, ano albido. *Fabric. Entom. syst. Supplem. n. 5. p. 561.*

Legi non raro in montosis asperis. 1799.


a Magnitudo naturalis. b Eadem aucta.





Empis pennipes Fabr.

.i. St. fec.



EMPIS pennipes.

Die federfüßichte Schnepfenfliege.

Empis pennipes: nigra pedibus posticis elongatis pennatis. *Fabric.* Entom. syst. T. VI. n. 5. p. 404. Syst. Entom. n. 2. p. 801. Spec. Inf. T. II. n. 2. p. 471. Mant. Inf. T. II. n. 3. p. 364.

Empis pennipes. *Linn.* Syst. Nat. n. 2. p. 1003. ed. XIII. n. 2. p. 2389. Faun. Suec. n. 1896.

Asilus pennipes. *Scop.* carn. n. 994.

Sulzer Kennz. d. Inf. tab. 21. fig. 137.

Primo vere frequens in pratensibus.

a Magnitudo naturalis. b Eadem aucta.

1911


... ..

...



Rhagio syrphoides Miki.

J. St. fec.



RHAGIO syrphoides.


Die Schwebefliegenartige Schnepfenfliege.

Rhagio syrphoides: ater thorace lineato, abdomine rufo basi apiceque nigro, alis fascia costali fusca, pedibus testaceis.

Lecta a Dn. *Funck* in dititionibus Baruthinis.


Maiores *Rb. tringar.* et *scolopaceo* F. Caput, antennae, palpi, haustellum atra. Thorax parum elevatus ater opacus, lineis quatuor cinereis (in pictura omis-
sis) mediis duabus approximatis, reliquis marginalibus. Scutellum subgibbum atrum. Abdomen elongatum medio rufum (segmenta 2. 3. 4) basi apiceque nigrum. Seg-
mente 2. 3 lineolis dorsalibus nigris. Alae obscure flavescens subhyalinae fascio-
la costali fusca, marginem inferiorem haud attingente. Pedes omnes testacei, po-
stici elongati.

a. Magnitudo naturalis. b Eadem aucta,





Syrphus ruficornis Fabr.



SYRPHVS ruficornis.

Die rothhörnigte Schwebefliege.

Syrphus ruficornis: antennis fetariis tomentosus thorace lineato, abdomine aeneo, alis maculatis. *Fabric.* Entom. Syst. T. VI. n. 84. p. 301. Syst. Ent. n. 35. p. 769. Spec. Inf. T. II. n. 48. p. 431. Mant. Inf. T. II. n. 35. p. 339.

Habitat in floribus.


a Magnitudo naturalis. b Eadem aucta.

.....

.....
.....
.....
.....
.....
.....



Musca sphogus Fabr.



MVLIO *sphegeus*.

Die Bastardwespenartige Schwebefliege.

Mulio sphegeus: niger pedibus ferrugineis. *Fabric. Ent. syst. Supplem. n. 9. p. 559.*

Syrphus sphegeus Fabric. Syst. Entom. n. 28. p. 768. Sp. Inf. T. II. n. 40. p. 429.

Mant. Inf. T. II. n. 47. p. 338, Entom. syst. T. VI, n. 72. p. 298.

Habitat in floribus.


Corpus vix atrum, potius atro violaceum. Inter *Muliones* aegre habitat.
cum *S. ichneumoneo* (*Faun. Inf. Germ. LXXIII. 24.*)

a Magnitudo naturalis, b Eadem aucta,


... ..
... ..

... ..

... ..
... ..
... ..



Syrphus versicolor Fabr.




SYRPHVS aeneus.

Die metallglänzende Schwebefliege.

Syrphus aeneus: antennis setariis subtomentosus nigro aeneus nitidulus genubus albis. *Fabric.* Ent. syst. T. VI. n. 88. p. 302.

Habitat haud infrequens in pratis et hortis.

a Magnitudo naturalis. b Eadem aucta.




a



Syrphus tristis Fabr.

1 st. fee.



SYRPIVS tristis.

Die missfärbige Schwebefliege.

Syrphus tristis: antennis setariis nudiusculus thorace nigro pallide lineato abdomine aeneo nitidulo. *Fabric.* Entom. syst. T. VI, n. 92. p. 303.

Habitat non raro in floribus.

a Magnitudo naturalis. b Eadem aucta.

1875

1876



Syrphus coemiteriorum Fabr.



SYRPHVS coemiteriorum.

Die schwarzviolette Schwebefliege.

Syrphus coemiteriorum: antennis setariis nigro aeneus, abdomine depresso atro nitido, alis nigricantibus. *Fabric.* Ent. syst. T. VI. n. 94. p. 303. *Manu.* Inf. T. II. n. 59. p. 339.

Musca coemiteriorum. *Linn.* Syst. Nat. n. 82. p. 992. ed. XIII. n. 82. p. 2873. *Fn. Suec.* n. 1842.


Habitat in floribus non raro.

a Magnitudo naturalis. b Eadem aucta.

... ..



Syrphus Ocyami Fabr.



SYRPHVS Ocymi.

Die Basilicum Schwebestiege.

Syrphus Ocymi: antennis setariis atro aeneus nitidus, abdomine rufo, basi apice-
que acneo. *Fabric.* Entom. syst. T. VI. n. 114. p. 309.

Habitat in hortis: raro.

a Magnitudo naturalis. b Eadem aucta.

1900


1901

1902

1903



Syrphus nectararius Fabr.



SYRPHVS nectareus.

Die linirte Schwebefliege. La Mouche à bandes jaunes alternativement plus larges sur le ventre. Geoffr.

Syrphus nectareus: antennis setariis tomentosus abdomine flavo: segmentorum marginibus nigris: fascia flava. *Fabric. Entom. syst. T. VI. n. 116. p. 309.*
Geoffr. Inf. T. II. n. 40. p. 514.

Habitat in plantis ambrosiacis,

a Magnitudo naturalis. b Eadem aucta.

1911
1912

1913
1914

1915

1916



Syrphus canicularis Mihi.



SYRPHVS canicularis.


Die Hundstag - Schwebefliege.

Syrphus canicularis: antennis setariis tomentosus, thorace obscuro aeneo subaudo, abdomine fulvo tomentoso.

Legi in editioribus sub canicula 1800.


Caput atrum nitidum parum pubescens, Antennae flavae seta nigricante nuda. Vertex pubescens. Thorax scutellumque nigro aenea, lateribus inprimis subtomentosa: dorso subnudo. Abdomen aeneum nitidum e pilis fulvis tomentosum. Pedes flavi: femora medio nigra. Alae subflavo hyalinae.

a Magnitudo naturalis b Eadem aucta.





Mulio mutabilis Fabr.



MVLIO mutabilis.

Die schillernde Schwebestiege.

Mulio mutabilis: tomentosus thorace immaculato, abdomine nigro griseoque mutabili. *Fabric.* Ent. syst. Supplem. n. 3. p. 559.

Syrphus mutabilis. *Fabric.* Entom. syst. T. VI. n. 59. p. 294. Syst. Ent. n. 24. p. 767. Spec. Inf. T. II. n. 33. p. 428. Mant. Inf. T. II. n. 39. p. 338.

Musca mutabilis. *Linn.* Syst. Nat. n. 40. p. 985. ed. XIII. n. 40. p. 2872. Faun. Suec. n. 1807.

Habitat in editioribus: in pratis raro.

a Magnitudo naturalis. b Eadem aucta. c

1944

1945

1946

1947

1948

1949

1950

1951

1952

1953

1954

1955

1956

1957

1958

1959


1960

1961

1962

1963

1964



Syrphus quadrimaculatus Michx.



SYRPHVS quadrimaculatus.


Die viergeflekte Schwebfliege.

SYRPHVS quadrimaculatus: antennis setariis subtomentosus, thorace caerulescente, abdomine nigro maculis pellucidis quatuor.

Habitat in floribus.

Caput atrum nitidum pubescens. Antennae fuscae seta nigra. Oculi fusci cupreo-marginati. Thorax atro caerulescens subtomentosus immaculatus. Clava halterum flava. Abdomen depresso marginatum atrum s. atro-caerulescens nitidum subtomentosum, segmento secundo et tertio maculis duabus albidis pellucidis. Pedes nigri pubescentes. Corpus subtus albidum. Alae nigricantes.


a Magnitudo naturalis. b Eadem aucta.





Syrphus globulus Miki.

St. fec.



SYRPIVS globulus.

Die kuglichte Schwebfliege.

SYRPHVS globulus: antennis fetariis subnudus, thorace subgloboso nigro, abdomine flavo globoso inflato basi fusco fasciato, apice punctis duobus fuscis.

Habitat in floribus. *Dn. Patricius Trost.*


Habitus et statura *S. gibbi* et *gibbosi*. Caput exiguum orbiculatum. Oculi connati fusci. Antennae in vertice approximatae-breves, seta brevissima. Thorax ater subpubescens nitidus gibbus elevatus suborbiculatus, antice et postice utrinque interrupte albido marginatus. Scutellum atrum nitidum. Abdomen globosum inflatum flavum, segmento primo fusco, maculis duabus flavis, secundo antice fusco marginato, tertio maculis marginis antici tribus, punctisque dorsalibus duobus fuscis, quarto flavo punctis duobus minoribus fuscis. Pedes flavi, unguibus fuscis. Alae hyalinae. Squama halterum magna hyalina concava.

a Magnitudo naturalis. b Eadem aucta.





Rhingia rostrata Fabr.



RHINGIA rostrata.

Die pomeranzenfärbige Schnabelfliege.

RHINGIA rostrata: thorace sublineato, rostro abdomine pedibusque testaceis.

Fabric Entom. syst. T. VI. n. I. p. 374. Syst. Ent. n. I. p. . 791. Spec,

Inf T. II. n. 1. p 460. Mant Inf. T. I. n. 1. p. 357.

CONOPS rostrata. *Linn.* Syst. Nat. n. 1. p. 1004. ed. XIII. n. 8. p. 2892.

MVSCA rostrata. *Degeer* Inf. T. XI. n. 19. p. 130. tab. 7. fig. 21. 22.

Habitat frequens ruri pecoribus admodum molesta.

a Magnitudo naturalis. b Eadem aucta,





Syrphus cryptarum Fabr.




SYRPHVS cryptarum.

Die Minier - Schwebefliege.

SYRPHVS cryptarum: antennis setulosis tomentosus abdomine fusco cingulis tribus albis: primo segmento lateribus luteo, scutello pedibusque testaceis.
Fabric. Ent. syst. T. VI. n. 26. p. 285.


Habitat in pratis humentibus.

a Magnitudo naturalis. b Eadem aucta.





Syrphus vespiformis Fabr.



SYRPHVS vespiformis.

Die wespentartige Schwebefliege.

SYRPHVS vespiformis: antennis setariis nudus thorace maculato, abdomine cingulis flavis utrinque connatis. *Fabric.* Ent. syst. T. VI. n. 82. p. 800. Syst. Ent. n. 33. p. 769. Spec. Inf. T. II. n. 46. p. 430. Mant. Inf. T. II. n. 53. p. 339.

MPSCA vespiformis. *Linn.* Syst. Nat. n. 44. p. 986. ed. XIII. n. 44. p. 2873. Fn. Suec. n. 1811.

Habitat raro in sylvaticis editioribus.

a Magnitudo naturalis, b Eadem aucta.

1914

1914

1914



Syrphus aureus Mihi.




SYRPHVS aureus.


Die goldhaarigte Schwebefliege.

SYRPHVS aureus: antennis plumatis tomentosus aureus, scutello, segmento abdominis primo secundoque macula utrinque marginali flavis, pedibus nigris albo annulatis.

Legi raro in pratis.

Habitus et statura *Syrph. mistac. Fabric.* Oculi hirsuti nigri. Frons hirsuta flava, ore regioneque sub antennis calva nigra nitidissima. Antennarum clava basi nigra apice fordide fulva: seta plumata ferruginea. Thorax dense aureo tomentosus. Scutellum flavo tomentosum. Abdomen aureo tomentosum, segmenti primi et secundi maculis flavis marginalibus translucentibus. Corpus subtus nigrum cinereo tomentosum. Pedes nigri, femoribus apice tibiisque basi albo annulatis, tibiis posticis arcuatis, tarsis aureo tomentosis. Alae albo hyalinae, macula baseos obscura.
a Magnitudo naturalis. b Eadem aucta.





Bibio rustica Miki.



BIBIO rustica.


Die Land - Markusfliege.

BIBIO rustica: hirta atra, thorace cinereo lineato, abdominis segmentis maculis cinereis marginalibus, pedibus flavis.

Legi in dumetis haud frequens.


Habitus et statura *Bib. pleb. Fabr.* sed distinctissima. Caput cinereum, fronte inter oculos argentea. Occipite setoso. Oculi obscuri virides. Antennae basi hirtae nigrae, apice cinereo fuscae. Thorax ater lineis quatuor cinereis: margine laterali hirto. Scutellum cinereum. Abdomen elongatum conicum atrum, segmento primo apice cinereo, reliquis margine laterali maculis trigonis cinereis: anus immaculatus. Pectus et abdominis antica pars, cinerea. Femora simplicia nigra cinereo irrorata, tibiis flavis apice nigris. Tarsi nigri, primo articulo flavo,

a Magnitudo naturalis. b Eadem aucta,





Syrphus apiformis Fabr.,




SYRPHUS apiarius.

Die Bienen - Schwebestiege.

SYRPHUS apiarius: antennis plumatis tomentosus thorace antice flavo, abdominis apice albo, alis basi ferrugineis. *Fabric.* Ent. syst. T. VI, n. 9. p. 280.


Habitat in pratis sylvaticis.

Habitus et statura *Syrph. pelluc. F.* Caput nigrum. Frons inter antennis fordide flava. Antennae plumatae obscuro flavae. Thorax antice ($\frac{3}{4}$) rufo tomentosus, Pedes nigri setosi; medii longiores; tibiae posticae incurvae.





Syrphus Ramunculi Michx.



SYRPHUS Ranunculi.

Die Hahnenfuß - Schwebefliege.

SYRPHUS Ranunculi: antennis setariis tomentosus niger, scutello anoque albis, tibiis posticis arcuatis.

Legi in *Ranunculo Ficaria L.* tempore verno.

Maioribus adnumerandus. Caput nigrum vertice rufo setoso: fronte inter antennis argenteo sericea. Os nigrum. Antennae obscuro flavae, clava suborbiculata. Oculi magni fusci. Thorax tomentosus ater immaculatus. Scutellum fetis longioribus albis hispidum. Abdomen compresso — ovatum tomentosum nigrum, ano late albo. Femora nigra hirsuta, postica clavata. Tibiae piceae, posticae compresso — arcuatae; tarsis omnibus flavis. Alae obscuro hyalinae, vasis flavis, extimis nigris, macula transversa nigricante.





Empis pennata Miki.



EMPIS pennata.


Die gefiedertfüsichte Schnesfenstiege.

EMPIS pennata: atra, thorace cinereo lineato, pedibus posticis quatuor pennatis, rostro nigro.

Legi in Heracleo Spondylio L. tempore *postfoenisecii*.

Habitus et statura *Emp. ciliatae Fab.* ast maior et distincta. Caput parvum nigrum, fronte inter antennas obscure cinerea, rostro atro. Thorax pilosus ater, lineis cinereis lucidis quatuor dorsalibus, mediis distinctioribus. Abdomen conicum nigrum, basi inprimis cinereo pubescens. Pedes nigri, femoribus tibiisque quatuor posticis utrinque pennatis. Alae obscurae, costa marginali nigricante.

a Magnitudo naturalis. b Eadem aucta. c Pes posticus auctus.





Ceratopogon leucopterus Meig.



CERATOPOGON leucopterus.

Die weißflüchtige Barthornmücke.


CERATOPOGON leucopterus: ater halteribus pedibusque fuscis; alis albis.

• *Meigen* Class. dipteror. I. n. 4. p. 28.

Habitat in floribus: in Heracleo Spondyl. *Linn.*


Thorax aterrimus elevatus f. gibbus. Pedes (in meis speciminibus) obscure fufis f. potius nigricantes. Alae lacteae.

a Magnitudo naturalis. b Eadem aucta.





Stirtea Marci Mas Meigen.



HIRTEA Marci. Mas.

Die schwarzrandige Haarfliege. Das Männchen.

HIRTEA Marci: atra alis niveis (♂) aut fuscis (♀): margine exteriori nigro.

Meigen Class. dipter. I. n. 2. p. 108.

HIRTEA hortulana: alis hyalinis: margine exteriori nigro. *Fabric.* Ent. syst.

Supplem. n. 2. p. 551.

TIPVLA hortulana. *Fabric.* Ent. syst. T. VI. Syst. Ent. n. 38. p. 753. Spec.

Inf. T. II. n. 50. p. 409. Mant. Inf. T. II. n. 62. p. 327.

TIPVLA hortulana. *Linn.* Syst. Nat. n. 46. p. 977. ed. XIII. n. 46. p. 2825.

Reaum. Inf. T. V. tab. 7.


Schaeffer Ic. Inf. ratisb. tab. 104. fig. 8. 9.

Panzer Nomenclat. d. Schöff. Inf. p. 114.

Habitat frequens in floribus, in pratis: primo vere.

a Magnitudo naturalis, b Eadem aucta.





Syrphus Rosarum Fabi:



SYRPHVS Rosarum.

Die Rosenschwebefliege.

SYRPHVS Rosarum: antennis setariis nudus, thorace aeneo nigro, abdomine atro: maculis duabus flavis. *Fabric. Ent. syst. T. VI. n. 109. p. 307.*

Habitat in editoribus sylvaticis.


a Magnitudo naturalis. b Eadem aucta.



27
|



Musca Ephyppium Fabr.



MUSCA Ehippium.

Die Sattel - Fliege.

MUSCA EPHIPIUM: antennis fetariis elongata atra thorace rufo, pedibus testaceis. *Fabr.* Ent. syst. T. VI. n. 108. p. 338.

Habitat in pratis sylvaticis.

a Magnitudo naturalis. b Eadem aucta.





Musca Jacobae Mihi.



MUSCA Iacobaeae.

Die Fliege auf dem St. Jacobskraut.

MUSCA IACOBÆAE: antennis setariis cinerea: alis albis, fasciis tribus fuscis, tertia basi cum secunda connexa, scutello pedibusque flavis.

Legi quotannis in *Senecione Iacobeae* L.

Caput pallidum linea verticali nigra. Frons flava. Antennae flavae. Seta pallida. Os vesiculosum, palpis pallidis. Thorax cinereus, puncto humerali, lineola abbreviata ante alas, scutelloque flavis. Abdomen conicum nigrum cinereo micans. Pedes omnes flavi. Alae magnae albae, fasciis tribus fuscis, prima abbreviata, reliquis duabus basi connexis.

a Magnitudo naturalis. b Eadem aucta.





Bibio sordida Mehl.



BIBIO fordida.

Die schmutzig gelbgraue Stiletfliege.

BIBIO fordida: villosa livido lutescens, thorace lineis duabus cinereis, abdomine cinereo, alis flavescentibus, venis nigris.

Legi in Calthae floribus.

An *Bibio venosa* Meigen. Classificat. d. Zweyflüg. I. n. 2. p. 213.?

Frons fulvo tomentosa, occipite cinerascens. Antennae porrectae, articulo primo longissimo crassissimo setoso, reliquis exiguioribus obscure cinerascens, ultimo acuto. Oculi fusci maculis hinc inde purpurascens. Thorax fordide lutescens lineis duabus dorsalibus, cinerascens. Scutellum lutescens. Halteres fusci, clava lutescenti. Abdomen conicum cinereum. Pedes flavescentes, tarsis obscurioribus. Alae fordide lutescentes, venis nigris.

a Magnitudo naturalis. b Eadem aucta.

1. The first part of the document discusses the importance of maintaining accurate records of all transactions. It emphasizes that this is essential for the proper management of the organization's finances and for ensuring compliance with applicable laws and regulations.

2. The second part of the document outlines the specific procedures that should be followed when recording transactions. This includes the use of standardized forms and the requirement that all entries be supported by appropriate documentation, such as invoices and receipts.

3. The third part of the document addresses the issue of internal controls. It stresses that a robust system of internal controls is necessary to prevent errors and fraud, and to ensure that the organization's assets are protected and its resources are used efficiently.

4. The fourth part of the document discusses the role of the accounting department in providing timely and accurate financial information to management. It highlights the importance of regular reporting and the need for clear communication between the accounting department and other parts of the organization.

5. The fifth part of the document concludes by reiterating the overall goal of the document, which is to ensure that the organization's financial records are accurate, complete, and reliable. It encourages all employees to take responsibility for their own actions and to work together to achieve the organization's financial objectives.

17
|



Nemetelus tarsatus Michx.



THE END

NEMOTELUS tarsatus.

Die dunkel stahlblaue Plattfliege mit weissen Schlen.

NEMOTELUS tarsatus: atroviolaceus abdomine plano marginato, incisuris medio albidis, tarsis flavis.

Legi in copula in *Mentha sylvestri* Linn.


An huius generis? Caput nudum atrum nitidum, fronte sulco tenui impressa. Antennae nigrae, sub lente subcinerascens. Oculi nigricantes. Thorax atrovio-
laceus laevis, dorso parum elevatus, sub lente subtilissime punctatus, hinc vel inde
leviter puberulus. Halteres nigri, clava magna. Scutellum nigrum. Abdomen atro
violaceum planum marginatum, segmentis distinctis, incisuris albidis. Pedes atro
violacei, tibiis posticis clavatis: tarsis flavis.

a Magnitudo naturalis. b Eadem aucta.

Faint, illegible text, possibly bleed-through from the reverse side of the page.



Dioctria frontalis Meigen.



DIOCTRIA lateralis.

Die seitenfleckige Habichtsflye.

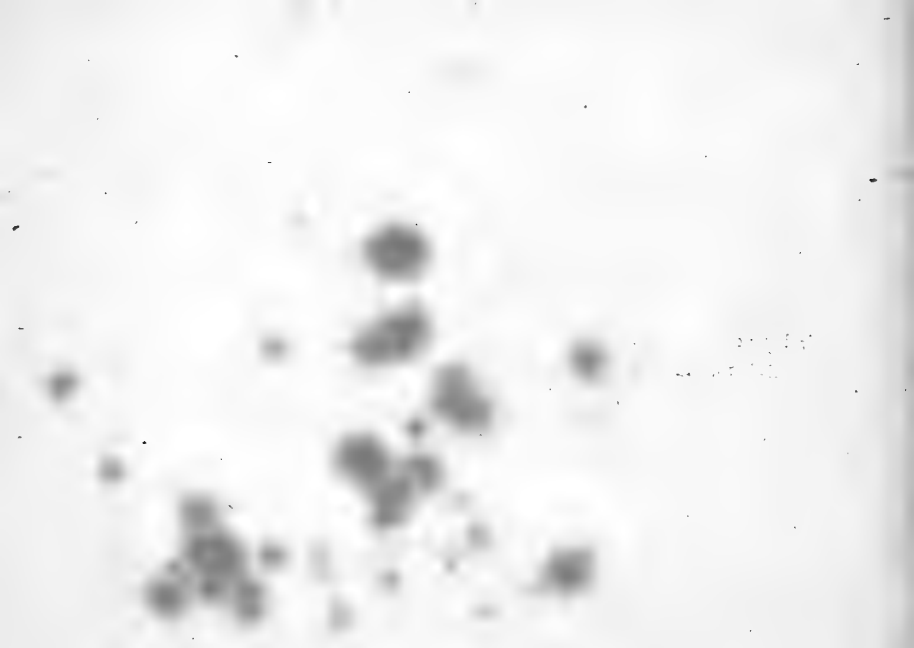
DIOCTRIA lateralis: atra pedibus flavis, posticis fuscis. *Meigen* Classific. der Zweyfl. I. n. 8. p. 257. tab. XIII. fig. 8.

Legi in floribus, praesertim umbelliferis, media aestate.

Thoracis maculae laterales, e pube cinerea conflatae, non in omnibus specimenibus aequae manifestae.

Deleatur in tab. *Dioctriae frontal.* nomenclatura, et cum hac aptiori restituatur.

a Magnitudo naturalis. b Eadem aucta.





Musca arcuata Fabr.



MUSCA arcuata.

Die wachsgelbe Fliege mit halbmondförmigen Flecken auf den Flügeln.

MUSCA arcuata: antennis fetariis testacea, alis maculis duabus areaque apicis
nigris. *Fabric. Ent. syst. VI. n. 170. p. 353.*

Legi haud infrequens in *Heracleo Spondylis* L.

An potius *M. ruficauda* *Fabr.*? Sed alae differre videntur, nec in abdomi-
nis stylo, puncta nigra observantur.

a Magnitudo naturalis, b Eadem aucta.





Ceratopogon leucopterus Meigen.



CERATOPOGON leucopterus.

Die weisflüglichte Barthornfliege.

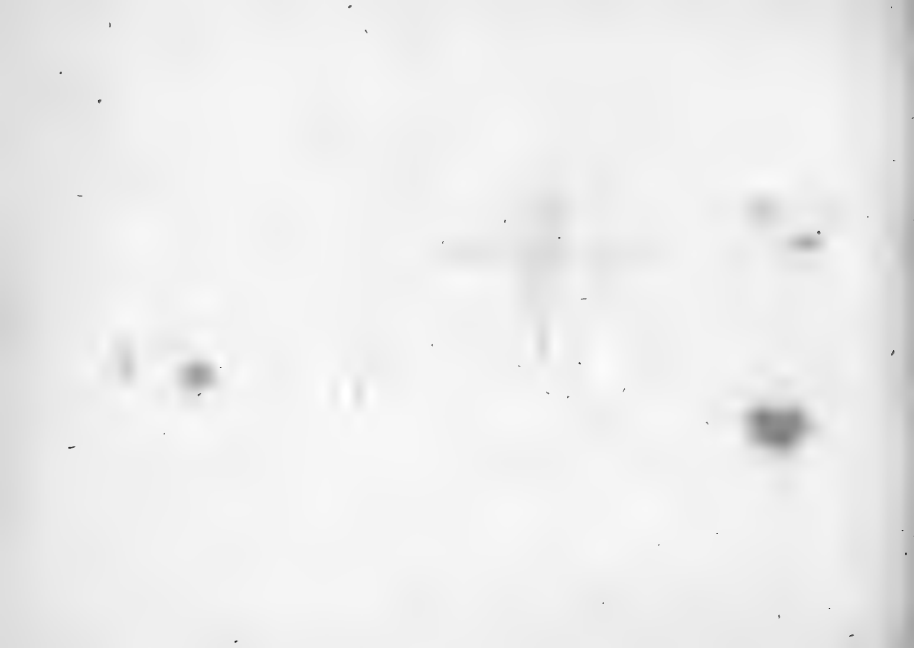
CERATOPOGON leucopterus: ater, halteribus pedibusque fuscis; alis albis.

Meigen. *Classific. dipteror.* I. n. 4. p. 28.

Habitat in floribus *Heraclei Spondyl. L.*: rarior. Maris antennarum seta nivea.


Monitu Cl. *Meigen*, cuius benevolentiae per plures antliatorum picturas elegantissimas debeo, paulatim in *Faun. Inf.* cum amicis Entomologis communicandas, illa species, quae *Faun. Inf.* XCV. 19. iam sub nomine, *Ceratopog. leucopteri* delineata fuit, potius *Chironomum chiopterum Meigen*. *Classif. dipt.* I. n. 18. p. 17. repraesentavit.

a Magnitudo naturalis. b Eadem aucta.





Ceratopogon punctatus Meig.



CERATOPOGON punctatus.


Die punktirte Barthornfliege.

CERATOPOGON punctatus: ater, alis niveis fusco punctatis. *Meigen*. *Classific.*
dipter. I. n. 10. p. 29.

Habitat in sylvaticis udis graminosis.


Hac figura mas huius speciei, femina sua rarior obvia, repraesentatum.

a Magnitudo naturalis. b Eadem aucta.





Ceratopogon bicolor Meig.




CERATOPOGON bicolor.

Die zweyfarbige Barthornfliege.

CERATOPOGON bicolor: thorace cinereo fusco-maculato; abdomine pedibusque albis, geniculis fuscis. *Meigen*. *Classific. dipt.* I, n. 16. p. 31.


Habitat primo vere ad ripas aquarum.

a Magnitudo naturalis. b Eadem aucta.





Ceratopogon spinipes Meig.



CERATOPOGON spinipes. Mas.


Die dornfüßige Barthornfliege. Das Männchen.

CERATOPOGON *spinipes*: niger, pedibus flavis, geniculis nigris: femoribus auticis spinosis. *Meigen.* in litt.

Habitat ad aquas.


Alae halteresque nivei.

a Magnitudo naturalis. b Eadem aucta. e Antenna, d pes posticus: magnitudine aucta.





Sciara flavipes Meig.



SCIARA flavipes. Mas.

Die gelbfüchte Trauerfliege. Das Männchen.

SCIARA flavipes: nigro fusca, subtus pedibusque luteis. *Meigen* Classific. dipter.

I. n. 3. p 98.


Habitat in floribus, tempore aestivo.

a Magnitudo naturalis. b Eadem aucta.





Tachydromia Mantissa Meig.



TACHYDROMIA Mantispa. Femina.

Die Fangschreckenartige Rennfliege. Das Weibchen.

TACHYDROMIA Mantispa: flavescens, abdomine elongato, supra fusco, femoribus auticis clavatis hispidis. *Meigen*, in litt.

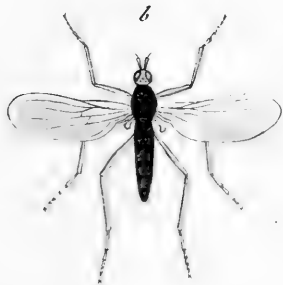
Habitat in sylvaticis graminosis haud infrequens, mense Julio.

Nova species, nondum a Cl. *Meigen* in *Classificat. dipter.* enumerata. Caput globosum, cinereum, oculis viridibus. Antennae biarticulatae breves: articulo primo cylindrico, flavo, secundo ovato nigro, seta terminali deflexa. Haustellum perpendiculare breve, lutescens, palpis duabus subclavatis albis. Alae aquae, abdomine longiores. *Meigen*.

a Magnitudo naturalis. b Eadem aucta. c Antenna, d Ala, magnitudine aucta.



a
I



Tachydromia albifeta Meig.



TACHYDROMIA albifeta. Mas.


Die weiß endborstige Rennfliege. Das Männchen.

TACHYDROMIA albifeta : nigra, pedibus flavis, antennarum seta nivea. *Meigen.* in litt.

Habitat in sylvaticis graminosis: haud infrequens: mense Julio.

Nova species aequae nondum a Cl. *Meigen* in *Classific. dipteror.* enumerata. Caput cinereum, haustello nigro. Antennae nigrae, seta terminali deflexa nivea. Thorax, scutellum, abdomen atra nitida. Pedes flavi, tarsi fuscis. Femora pedum intermediorum vix reliquis crassiora, mutica. Halteres dilate flavi. *Meigen.*

a Magnitudo naturalis. b Eadem aucta. c Antenna aucta.





Collomyia elegans Meig. Mac.



CALLOMYA elegans. Mas.

Die zierliche Rollfliege. Das Männchen.

CALLOMYA elegans: atra, abdomine utrinque maculis duabus albis. *Meigen.* Claf-
sific. dipter. I. n. I. p. 311. tab. XV. fig. 12 — 17.

DOLICHOPVS elegans. *Fabric.* Syst. Antliat. n. 21. p. 271.

Habitat in *Heracleo Spondyl.* L.

Callomyae genus a Cl. *Meigen.* constitutum, a *Dolichopo* Fabric. ut diversum, characteribus nunc in altera noviter detecta specie (*Callomya aemona* Meig.) confirmatis, maneat stabilitum.

a Magnitudo naturalis. b Eadem aucta.





Collomya elegans Meig. Fem.




CALLOMYA elegans. Femina.

Die zierliche Rollfliege. Das Weibchen.

CALLOMYA elegans: atra; thorace fasciis duabus argenteis, prima interrupta; abdomine fasciis quatuor, prima secundaque lutescentibus ultimis argenteis.
Meigen. in litt.

Habitat cum mare.

a Magnitudo naturalis. b Eadem aucta.





Platyptera fasciata Meig.



PLATYPEZA fasciata.

Die bandirte Sohlenfliege.

PLATYPEZA fasciata: abdomine cinereo nigro fasciato; pedibus fuscis. *Meigen.*

Classific. dipteror. I. n. 1. p. 310. tab. XIV. fig. 7 -- 11.

DOLICHOPUS fasciatus: nigricans, abdomine cinereo nigro - fasciato, antennarum articulo ultimo subulato. *Fabric. Syst. Antliat. n. 22. p. 271.*

Habitat in pratis.


Variat abdomine fasciis quatuor aut quinque. *Meigen.*

a Magnitudo naturalis. b Eadem aucta,





Tephritis radiata Meig.



TEPHRITIS radiata.


Die gestrahlte Brandfliege.

TEPHRITIS radiata: cinerea capite pedibusque flavis, alis albis: macula ante apicem radiata atra. *Fabric.* Syst. Antliat. n. 16. p. 319. Suppl. Ent. syst. p. 565.

MUSCA stellata. *Sulzer* abgek. Gesch. d. Inf. p. 216. tab. 28. fig. 12. c.

Habitat in pratis, hortis, dumetis in floribus.

a Magnitudo naturalis. b Eadem aucta.





Tephritis solstitialis Meig.



TEPHRITIS Solstitialis.

Die Sonnenwende-Brandfliege. La Mouche des tetes de chardons. Geoffr.

TEPHRITIS Solstitialis: alis albis: fasciis quatuor connexis nigris, scutello flavo.

Fabric. Syst. Antliat. n. 25. p. 321.

MUSCA Solstitialis. Fabric. Ent. syst. IV. n. 195. p. 359. Syst. Ent. n. 79. p. 787. Spec. Inf. II. n. 103. p. 454. Mant. Inf. II. n. 123. p. 353.

MUSCA Solstitialis. Linn. Syst. Nat. n. 127. p. 999. ed. XIII. n. 127. p. 2858. Fn. Suec. n. 1879.

Geoffr. Inf. II. n. 14. p. 499.

Degeer Inf. VI. n. 16. p. 42. tab. 2, fig. 10. II.

Habitat in Cardui, Cirsii floribus.

A *Musca Arctii* Faun. Inf. XXII. 23. diversam putat Cl. Meigen. in litt: ergo veram speciem, secundum elegantissimam eius picturam, hic loci inserendam curavi.

a Magnitudo naturalis. **b** Eadem aucta,


Faint, illegible text, possibly bleed-through from the reverse side of the page.

6

α



Scaeva glaucia Meig.



SCAEVA glaucia.

Die durchscheinend gebänderte Schwebefliege. *)

SCAEVA glaucia Meigen.

ERISTALIS glaucius: antennis setariis subtomentosus niger, abdomine basi pel-
lucido cingulisque duobus albidis interruptis. *Fabric. Syst. Antliat. n. 49.*
p. 243.

SYRPHVS glaucius. *Fabric. Ent. Syst. VI. n. 97. p. 304. Syst. Ent. n. 37.*
p. 770. *Spec. Inf. II. n. 53. p. 431. Mant. Inf. II. n. 61. p. 340.*

MVSCA glaucia. *Linn. Syst. Nat. n. 47. p. 986. ed. XIII. n. 47. p. 2874. Fn.*
Suec. n. 1813.

CONOPS glaucius. *Scop. carn. n. 966.*

Habitat in *Heraclei Spondyl. L. florib. Mens. Iulio.*


Hac figura *femina* repraesentata est. Mas differt, exceptis oculis, abdomi-
nis maculis anterioribus pellucidis taenia percursis. *Dn. Meigen in litt.*

a Magnitudo naturalis. b Eadem aucta.

*) Ne *CL. Meigens* in nominibus imponendis, suorum quoque lingua vernacula designandorum generum, antevertere videar, studio mihi ab inventione horum nominum temperavi, quae alioquin more meo infectis indidi in Faun. germ. delineatis. Atqui pristinum nomen germanicum, quod *Syrphi* et *Muscae* etc. generibus alias decebat, ad interim servavi.



Callicera aenea Meig.



CALLICERA aenea.

Die metallfarbige Seidenfliege.

CALLICERA aenea Meigen.


BIBIO aenea: nigra tomentosa, abdomine aeneo. *Fabric.* Syst. Antliat. n. 2. p. 66. Ent. syst. VI. n. 1. p. 254. Gen. Inf. Mant. p. 304. Spec. Inf. II. n. 4. p. 413. Mant. Inf. II. n. 4. p. 328.

Habitat in *Catena septem montium* (Siebengebürg) et quidem in summo iugo *Montis Leonis* (Löwenberg), ibidemque collecta fuit, a Dn. *Weniger* Rheno-Mühlheimensi, entomologo perindustrio.

Antennae atrae, triarticulae, seta alba basi nigra. Oculi fascia nigra. Thorax fusco-cinereus, lineis tribus obscuris longitudinalibus. Scutellum ciliis pallide flavis cinctum. Abdomen auro nitens, rufo tomentosum. Pedes flavi: femora basi nigra. Alae margine antico pallide fusco. *Meigen in litt.*

Marem haec figura repraesentat. *Femina* magnitudine maiori, fronteque latiori differt

a Magnitudo naturalis. b Antennae magnitudine aucta.



a



Musca nigripes Meig.



MVSCA nigripes.


Die schwarzfüßichte Fliege.

MVSCA nigripes: antennis plumatis, piloso nigra, abdominis lateribus testaceis albo tessellatis. *Fabric. Syst. Antl. n. 47. p. 293. Ent. syst. VI. n. 30. p. 319.*

Habitat in floribus. ~

Quae sub hoc nomine in *Faun. germ. LX. 13* depicta fuit, species *Muscae ludificae Fabric. Marem* sistit; haec tabula autem *Marem* verae *Musc. nigriped. Fabric.*


a Magnitudo naturalis. b Eadem aucta.



2



Musca leucozona Meig.



MVSCA leucozona.


Die weifsgegürtelte Fliege.

MVSCA leucozona: antennis plumatis, atra, abdomine fasciis tribus albis nitidis, alis basi flavescentibus, pedibus nigris.

Habitat Iulio in dumetis. Dn. *Meigen*.


Antecedenti affinis, attamen diversa. Fasciae abdominis nitidae, certo situ pallide fusco - micantes. Hypostoma, orbitaeque oculorum, argenteo nitidae. Femina magnitudine minor, fronte latiori distincta. *Meigen* in litt.

a Magnitudo naturalis. b Eadem aucta.





Tachina ferox Meig.



TACHINA ferox.

Die freche Fliege.

TACHINA ferox: nigra, abdominis margine laterali pallide testaceo, pedibus nigris.

Habitat Julio in floribus. *Dn. Meigen.*

Nova utique ut videtur species nondum a *Fabricio* enumerata. Hypostoma et frons testaceo nitidae: fronte fascia fusco nigra, testaceo micante. Antennae nigrae. Abdominis latera pallidiora testacea ac in *Tach. fera Fabr.* Alae fusco-cinereae, basi testaceae. *Meigen in litt.*





Chlorops scutellatus Meig.




CHLOROPS scutellatus.

Die geschildete Fliege.

CHLOROPS scutellatus: niger, hypostomate femilunari scutello femoribusque luteis.

Habitat in Gramine, et in humilioribus plantis. *Dn. Meigen.*

a Magnitudo naturalis, b Eadem aucta.





Chlorops denticornis Meig.



CHLOROPS denticornis.


Die zahnhornichte Fliege.

CHLOROPS denticornis: niger, hypostomate scutello, abdominisque segmentis
luteis.

Habitat in Gramine in floribus.

Similis antecedenti at differt. Antennarum clava denticulo armata: seta
plumata. Femora lutea, tibiae nigrae.

a Magnitudo naturalis. b Eadem aucta. c Antenna aucta.





Tanyptus cinctus Meigen.



TANYPVVS cinctus.

Die gegürtelte Streckfußmücke.


TANYPVVS cinctus: abdomine fusconigro alboannulato; alis fusco-punctatis, pedibus variegatis. *Meigen*. *Classific. dipter.* I. n. 4. p. 22.

CHIRONOMVS cinctus: lividus, alis maculis tribus marginalibus nigris, abdomine nigro albo-annulato. *Fabric.* *Syst. Antliat.* n. 26. p. 43.

TIPVLA cincta. *Fabric.* *Ent. syst.* VI. n. 60. p. 246. *Spec. Inf.* II. n. 42. p. 407. *Mant. Inf.* II. n. 51. p. 326.

TIPVLA cincta. *Linn.* *Syst. Nat.* n. 28. p. 974. ed. XIII. n. 28. p. 2820.
Habitat ad ripas aquarum.

a Magnitudo naturalis. b Eadem aucta.





Macrocera lutea Meigen.



MACROCERA lutea.

Die gelbe Langhornmücke.

MACROCERA lutea: lutea; antennis corpore duplo longioribus. *Meigen* Claf-
sific, dipter. I. n. 1. p. 46. tab. II. fig. 24.


Habitat in udis graminosis sylvaticis.

a Magnitudo naturalis. **b.** Eadem aucta.





Atractocera maculata Neiger.



ATRACTOCERA pungens.

Die stechende Spindelhornmücke.

ATRACTOCERA pungens: cinerea thorace lineis tribus obscuris; abdomine maculis dorsalibus nigris. *Meigen*.

ATRACTOCERA maculata. *Meigen*, *Classific. dipt. I. n. 3. p. 95.*

SCATOPSE reptans: nigra alis hyalinis, pedibus nigris: annulo albo. *Fabric.*
Syst. Antliat. n. 2. p. 56.

CVLEX reptans. *Fabric. Ent. syst. VI. n. 8. p. 402. Syst. Ent. n. 5. p. 800.*
Spec. Inf. II. n. 5. p. 470. Mant. Inf. II. n. 7. p. 364.

RHAGIO colombaschensis. *Fabric. Ent. syst. VI. n. 22. p. 276.*

CVLEX reptans. *Linn. Syst. Nat. n. 5. p. 1003. ed. XIII. n. 5. p. 2888. Faun.*
Suec. n. 1893.

Coquebert. illustr. p. 101. tab. 23. fig. 7.

Griselini histor. bannat. temeswar. II. p. 125.

Habitat in sylvaticis, tempore aestivo frequentissime, reptatu et punctura pecoribus et hominibus molestissima.

Haec figura feminam *Atractocerae maculat*. Meigen. Classific. dipt. 1. c. repraesentat.

Aiunt esse *Rbagionem* illum famosum *colombaschensem*, quem equidem Cl. *Fabricius*, pro eadem specie ante aliquot annos determinavit. Verum, hanc sententiam posthac mutasse videtur, quoniam Cl. Viro Minde placuerit, hunc *Rbagionem* (in Syst. Antl. p. 56) cum *Scatopse reptante* s. *Culice reptante* olim sic dicto, s. *Atractocera regelativus* nostra coniungere. Cum ergo Cl. *Fabric.* *Atractocerae argyropezae* nostrae, eiusdem, quam nos ipsi cum illo communi cavimus speciei, *Atractocerae maculatae* nomen indidit, necessario sequitur, ut nunc ea *Atractocerae pungentis* nomine, de iure innotescat. *Meigen* in litter.

a Magnitudo naturalis. b Eadem aucta.



Dasyprogon punctatus Mac. Meig.




DASYPOGON nervosus.

Die schwarzadrige Wolfsfliege.

DASYPOGON nervosus: ater, venis alarum nigro marginatis. *Meigen*. *Classific.*
dipter. II. n. 3. p. 252.

Habitat in sylvaticis.

A nonnullis entomologis, pro mare *Asili punctat.* Faun. inf. habetur.





Atherix crassicornis Meig.

ATHERIX crassicornis.

Die dickhornigte Schaufelfliege.

ATHERIX crassicornis: cinerea, thorace linea dorsali nigra, antennarum clava didyma.

Nova species est, cuius *femina* hac in figura representatur. Dn. *Meigen*.

Habitat in floribus.

a Magnitudo naturalis. b Eadem aucta. c Antenna aucta.





Lauxania cylindricornis Meigen.



LAVXANIA cylindricornis.

Die walzenhornigte Fliege.

LAVXANIA cylindricornis: pilosa atra, alis flavescens. *Fabric. Syst. Antl.*
n. 1. p. 212.

MUSCA cylindricornis. *Fabric. Ent. syst. VI. n. 86. p. 332.*
Coquebert. illustr. 106. tab. 24. fig. 4.

Habitat frequens in sylvaticis graminosis.

Nigra nitida: Seta antennarum lactea. Oculi virides, fascia transversa caerulea. Tarsi medii et postici flavescens. Alae flavae, basi nigrae. Abdomen subdepressum. Dn. *Meigen* in litt.

a Magnitudo naturalis. b Eadem aucta. c Antenna aucta,

THE UNIVERSITY OF CHICAGO

PHYSICS DEPARTMENT

PHYSICS 309 ...


...

...

...

...

α
I



Chamaemyia elegans Meigen.



CHAMAEMYA elegans!

Die zierliche Fliege.

CHAMAEMYA elegans: pallide cinerea, abdomine fasciis tribus nigris interruptis, halteribus pedibusque flavescens.

Habitat in floribus. *Dn. Meigen.*


Chamaemya genus, ad *Chlorops* propius accedit, quamvis ob fabricam oris alienum, *Dn. Meigen.*

a Magnitudo naturalis. b Eadem aucta.





Musca ludifica Fem. Meigen.




MVSCA ludifica.

Die Brettspiel - Fliege.

MVSCA ludifica: antennis plumatis nigra, thorace sublineato, abdomine ovato testaceo: segmento primo lineaque dorsali nigris. *Fabric. Syst. Antl. n. 73. p. 298. Ent. syst. VI. n. 46. p. 323.*

Habitat frequens in pratis, pascuis, pecoribus molestissima.

Est *femina* maris, cuius figura, sub nomine *Muscae nigrip.* iam iam in *Faun. inf.* depicta est.





Nemotelus nigrinus Meigen.

1880

NEMOTELVS nigrītus. Mas.


Die schwarze Plattfliege. Das Männchen.

NEMOTELVS nigrītus: niger; pedibus albis femoribus nigris. *Meigen* Classific.
dipter. I. n. 3. p. 140.

Habitat quoque ad Rheni ripas. *Dn. Meigen.*

Atra nitida. Abdomen convexum. Halteres lactei. Pedes pallide flavi;
femora basi nigra: tibiae postice nigro annulatae. Alae hyalinae, subaveniae.

a Magnitudo naturalis. b Eadem aucta.





Laphria gilva Fabr.



LAPHRIA gilva.

Die rothleibichte Mordfliege. L'Asile noir à tache fauve sur le ventre. Geoffr.

LAPHRIA gilva: nigra abdomine supra fulvo, pedibus nigris. Fabric. Syst. Antl. n. 15. p. 159.

ASILVS gilvus. Fabric. Syst. Ent. n. 11. p. 793. Spec. Inf. II. n. 14. p. 462. Mant. Inf. II. n. 16. p. 359. Ent. syst. VI. n. 22. p. 381.

ASILVS gilvus. Linn. Syst. Nat. n. 9. p. 1007. ed. XIII. n. 9. p. 2897. Geoffr. Inf. II. n. 32. p. 509.

Degeer Inf. VI. n. 4. p. 281. tab. 13. fig. 15.

Meigen. Classific. dipter. II. n. 4. p. 261.

Schäffer Ic. Inf. ratisb. tab. 78. fig. 6.

Panzer nomencl. der Schöff. Inf. n. 6. p. 93.

Habitat in sylvaticis.





Dasypogon germanicus Fabr.



DASYPOGON germanicus.

Die deutsche Wolfsfliege.

DASYPOGON *germanicus*: hirtus niger, tibiis rufis, alis, fuscis basi albidis. *Fabric.* Syst. Antiat. n. 21. p. 169.

ASILVS *germanicus*. *Fabric.* Syst. Ent. n. 15. p. 794. Spec. Inf. II. n. 19. p. 464. Mant. Inf. n. 22. p. 359. Ent. syst. VI. n. 31. p. 383.

ASILVS *germanicus*. *Linn.* Syst. Nat. n. 12. p. 1008. ed. XIII. n. 12. p. 2898.

ASILVS *germanicus*. *Meigen.* Classific. dipter. II. n. 4. p. 245.

Schäffer, Ic. Inf. ratisb. tab. 48. fig. 9. 10.

Panzer Nomenclat. d. Schöff. Inf. n. 9. 10. p. 66.


Habitat in pratis, in floribus.

THE UNIVERSITY OF CHICAGO

PHYSICS DEPARTMENT



Oestrus trompe Fabr.



O E S T R V S Trompē.

Die Trompe-Bremse.

OESTRVS *Trompe*: alis albis, corpore nigro cinereo hirto, thoracē fascia atra.

Fabric. Syst. Antliat. n. 6. p. 229. Ent. syst. IV. n. 6. p. 231.

OESTRVS *Trompe.* *Modeer* Act. Suec. VII. n. 1. p. 119.

Coquebert. illustr. n. 100. tab. 23. f. 1.

Habitat in Lapponiae Tarandis.

THE HISTORY OF THE

REPUBLIC OF THE UNITED STATES

OF AMERICA

FROM 1776 TO 1865



Vestrus nasalis Linn.



OESTRVS nasalis.

Die Nasen-Bremse.

- OESTRVS *nasalis*: alis immaculatis, thorace ferrugineo, abdomine nigro, pillis flavis. *Meigen* *Classific. dipt. ined.*
- OESTRVS *veterinus*. *Fabric. Syst. Antl. n. 8. p. 230.*
- OESTRVS *equi*. *Fabric. Ent. Syst. VI. n. 7. p. 232. excl. var. β. Mant. Inf. II. n. 4. p. 321. excl. var. β.*
- OESTRVS *nasalis*. *Fabric. Syst. Ent. n. 3. p. 746. Spec. Inf. II. n. 4. p. 399.*
- OESTRVS *nasalis*. *Linn. Syst. Nat. n. 3. p. 969. ed. XIII. n. 3. p. 2810. Faun. Suec. n. 1222.*
- Degeer* *Inf. VI. tab. 15. f. 20. 21. larva.*
- OESTRVS *veterinus*. *Clark. Act. Soc. Linn. III. n. 4. p. 328.*
- OESTRVS *nasalis*. *Modeer Act. Suec. VII. n. 4. p. 129*
Habitat in pecorum intestinis *Fabric.*
- a Magnitudo naturalis. b Eadem auct.





Odontomyia argentata Fem. Meig.



ODONTOMYIA argentata. Femina.

Die silberglänzende Zahnfliege. Das Weibchen.

ODONTOMYIA *argentata*: scutello subbidentato atro, abdomine argenteo tomentoso maculis lateralibus flavis. *Meigen*. *Classific. Dipteror.* I. a) p. 131.

STRATIOMYS *argentata*. *Fabric.* *Syst. Antliat.* n. 17. p. 82. *Ent. syst.* VI. n. 15. p. 266.

Habitat in regione aquarum, in floribus; Mense Mayo in floribus Mespil. Oxyacanth.

Femina rarior obvia hac in tabula repraesentatur. (Vid. *Fn. Inf. germ.* LXXI 20) Caput thorax aeneo viridia. Oculi vides, fascia violacea. Abdomen planum, depressum, viridi argenteo opacum, fasciis nigris. Alae hyalinae venis costalibus fuscis. Halterum clava alba. *Meigen*.

a Magnitudo naturalis. b Eadem aucta.





Milesia bombylina *silas* Meig.



MILESIA bombylans. Mas.

Die summende Wollfliege. Das Männchen.

MILESIA *bombylans*: nigra thorace maculato, abdominis segmentis basi flavis.
Fabric. Syft. Antliat. n. 8. p. 189.

Lecta in sylvaticis Mense Maio Aquisgrani, a *Dr. Meigen*. Femina mari
quoad signaturas simillima

a Magnitudo naturalis. b Eadem aucta.

1911

1912

17

6



Calliphora vicina




ANTHOMYIA pratincola. Mas.

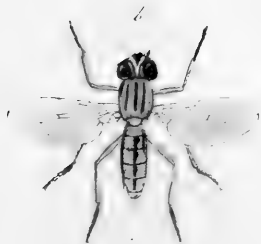
Die aschgraue schwarzschildige Blumenfliege.

ANTHOMYIA pratincola: cinerea; thorace macula dorsali oblonga scutelloque nigris; abdomine trifariam nigro punctato. *Meigen* in litt.

Habitat tempore aestivo in pratis, *Muhlheimii* ad Rhenum. Antennarum feta nuda

a Magnitudo naturalis. b Eadem aucta.





Molt

Myrmica ruginodis



ANTHOMYIA Hyofcyami Mas.

Die Bilfenkraut - Blumenfliege.


ANTHOMYIA *cinerea*: thorace abdomineque linea dorsali nigra; pedibus flavis: tarsis fuscis. Meigen in litt.

Reamur. Memoir. III. tab. 2. fig. 13—17.

Habitat in Hyofcyamo nigro L. Mense Junio. Larvae intra folia cuniculas agunt. Imago ad finem Mensis Iulii lecta.

Antennarum seta nuda. Femina a mare linea dorsali obsoleta distincta.

a Magnitudo naturalis. b Eadem aucta.



Cheilosia rosarum Fern. Meig.



CHEILOSIA Rosarum. Femina.

Die Rosen - Lippenfliege. Das Weibchen.

CHEILOSIA *Rosarum*: thorace aeneo nigro, abdomine atro: maculis duabus flavis.
Meigen.

SCAEVA *Rosarum*. *Fabric* Syst. Antliat. n. 11. p. 251.

SYRPHVS *Rosarum*. *Einsd.* Ent. syst. VI. n. 109. p. 307.

Habitat in pratis sylvaticis. Mas, Feminae simillima,

a Magnitudo naturalis, b Eadem aucta.

heft 108

14

1809

Chicago, Ill. 1900

Dear Sir:

I have the honor to acknowledge the receipt of your letter of the 14th inst. in relation to the above matter.

I am sorry to hear that you are unable to visit Chicago at the present time. I will be glad to call on you at your office if you wish.

Very respectfully,
J. H. [Name]



Oxycera muscaria Mac Meig.



OXYCERA muscaria. Mas.

Die Seitenfleckige Dornfliege.


OXYCERA *muscaria*: scutello bidentato flavo atra, abdominis margine flavo maculato. *Meigen.*

STRATIOMYS *muscaria*. *Fabric.* Syst. Antliat. n. 31, p. 86. Ent, syst, VI. n. 21, p. 268.


Habitat ad aquas.

a Magnitudo naturalis, b Eadem aucta.

1. The first part of the document
describes the general situation
of the country and the
state of the economy.



Clypearia muscaria Fem. Meig.



OXYCERA muscaria. Femina.


Die Seitenfleckige Dornfliege. Das Weibchen.

OXYCERA *muscaria*. cer.

Habitat cum mare.

Alae distincte hyalinae, venis obsoletis.

a Magnitudo naturalis. b Eadem aucta.





Tabanus (Tabanus) ...



PIPVNCVLVS campestris. Mas.


Die gemeine Hackenfliege. Das Männchen.

PIPVNCVLVS *campestris*: ater abdomine cylindrico opaco, tibiis pallido-annulatis, macula alarum costali fusca.

Habitat tempore aestivo, in pratis, et locis graminosis sylvaticis.

Antennarum articulus ultimus acuminatus, albus, seta recta. Thorax nitidus ater: abdomen atrum cylindricum opacum. Halteres albi. Pedes nigri: tibiaram basis pallide flava. Femina a mare, abdomine maculis cinereis marginalibus, et segmento ultimo uncinato distincta.


a Magnitudo naturalis. b Eadem aucta,



27
!



Paragus bicolor Mas Meig.



PARAGVS bicolor. Mas.

Die zweyfarbigte Rünzelfliege. Das Männchen.

PARAGVS bicolor: ater abdomine rufo, basi apiceque atro. *Meigen.*

MVLIO bicolor. *Fabric.* Syft. Antliat. n. 10. p. 186. Ent. fyft. suppl. n. 8. p. 559.

SYRPHVS bicolor. *Fabric.* Ent. fyft. VI. n. 71. p. 297.


PARAGVS bicolor. *Latreill.* Dict. d'histoire natur. 24. 194. 565.

Coq. ebert. illustr. 102 tab. 23 fig. 9.

Habitat in regionibus fylvaticis, in gramine, et in floribus.

Generi *Malionum* equidem propius, ac alio, accedere videtur, capitis anten-
narumque fabrica alienus. Seta antennarum, non articulo harum tertio, sed magis
earundum medietati innititur. Mas fronte alba, a femina distinguitur, quae linea
frontali in medio nigra insignis. Fascia rufa abdominis subconvexi latior est,
quam in femina. *Meigen*

a Magnitudo naturalis. b Eadem aucta.





Paragus bicolor Fem. Mich.




PARAGVS bicolor. Femina.

Die zweyfarbige Runzelfliege, Das Weibchen.

PARAGVS *bicolor*. cet.

Habitat cum Mare.

a Magnitudo naturalis. b Eadem auctà. c Caput auctum.





27
|

Eristalisia lutea Mac Meig.



LONCHOPTERA lutea. Mas.


Die gelbe Lanzetfliege. Das Männchen.

LONCHOPTERA *lutea*: thorace abdomineque linea dorsali nigra. *Meigen* in litt.


Habitat haud raro ad ripas aquarum, in gramine.

Linea dorsali thoracis abdominisque nigra, venarumque alarum anastomasi sexus distinguitur. Oculi virides. Antennae fuscae. Antennarum seta articuli tertii basi geniculata, apice pubescens.

a Magnitudo naturalis. b Eadem aucta.



Lonchoptera lutea Fem. Meig.



LONCHOPTERA lutea. Femina.

Die gelbe Lanzerfliege. Das Weibchen.

LONCHOPTERA lutea. Cet.

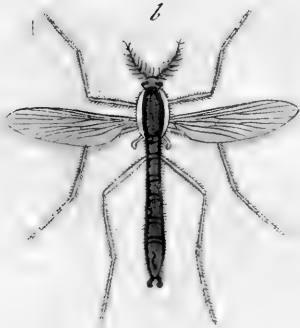
Habitat cum Mare.

a Magnitudo naturalis, b Eadem aucta, c Antenna aucta.

THE
LIBRARY OF THE
CONGRESS
WASHINGTON, D. C. 20540

1971

T
1



Cerithia lateralis Meigs.



CORETHIRA lateralis. Mas.

Die weißseitige Büchelhornmücke. Das Männchen.

CORETHIRA lateralis: thorace ferrugineo lateribus albis. Meigen Dipt. I. n. 1.
p. 8. tab. 1. fig. 12.

CHIRONOMUS plumicornis. Fabric. Syst. Antliat n. 22. p. 42?

TIPVLA plumicornis. Fabric. Ent. Syst. VI. n. 58. p. 246. Mant. Inf. II. n. 49.
p. 325?

CERATOPOGON plumicornis. Meigen Dipt. I. p. 34. n. 1?

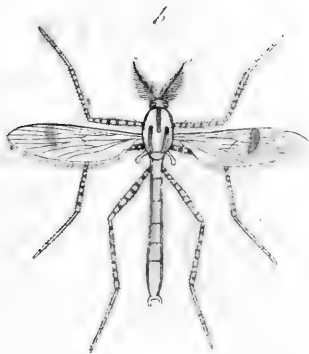
Habitat in sylvaticis ad ripas aquarum.

Quaeritur, num sit *Chironom. plumicorn.* Fabr. eadem species cum *Corethra laterali*? Saltem innotuit mihi alia, minus a descriptione a Fabric. data species aliena. Meigen in litt.

a Magnitudo naturalis, b Eadem aucta.



a



Corethra pallida Meig.



CORETHRA pallida. Mas.

Die weiße Büschelhornmücke. Das Männchen.

CORETHRA pallida: pilosa pallida, pedibus nigro annulatis.

CHIRONOMVS pallidus. Fabric. Syst. Antliat. n. 19. p. 42.

TIPVLA pallida. Meigen: Dipt. p. 34. n. h.

Habitat ad aquas.

Haec species omnino ad *Corethram* referri debet. Uterque Sexus colore et sculptura convenit. Annulorum nigrorum in pedibus numerum curate figura indicat. Meigen in litt.

a Magnitudo naturalis. b Eadem aucta.

THE
LIBRARY OF THE
MUSEUM OF MODERN ART
1000 MUSEUM AVENUE
NEW YORK, N. Y. 10028

a
I



Chironomus trifasciatus Meig.



CHIRONOMVS trifasciatus. Femina.

Die treibindige Zukfufsmücke, Das Weibchen.


CHIRONOMVS trifasciatus: thorace flavo, dorso maculis tribus nigris, scutello nigro, abdomine nigro: fasciis tribus flavis; pedibus nigris: tibiis annulo albo.

Meigen in litt.

Habitat ad ripas aquarum.

Nova haec species sculptura commode a *Cbir. tremulo*, *motitr. vibratore*, quibus affinitate coniuncta est, discernenda. *Meigen* in litt,

a Magnitudo naturalis, b Eadem aucta.





Chironomus annularis Meig.




CHIRONOMVS annularis. Mas.

Die Weisssohlige Zukfussmücke. Das Männchen.

CHIRONOMVS annularis: niger tarforum anticorum articulo primo albo. *Meigen* Dipt. I n. 16 p. 17.


Habitat in pratis, in regione aquarum.

a Magnitudo naturalis. b Eadem aucta.





Chironomus gibbus Macs Meig.



CHIRONOMVS gibbus. Mas.

Die breitbandirte Zukfufsmücke. Das Männchen.

CHIRONOMVS gibbus : viridis, thorace gibbo antice producto, alis albis: fascia fusca *Fabric. Syst. Antliat. n. 17. p. 41.*

TIPVLA gibba. Fabric. Ent. Syst. VI. n. 54 p. 245.

CORETHRA gibba. Meigen. Dipt. I. p. 9. b.

Habitat ad aquas.

Descriptio Cl *Fabric.* non omnino convenit. Color in hac specie est pallide flavus, nec viridis. Mas ano fusco. Caput sub thorace absconditur. Antennae maris fuscae, feminae, flavae apice fuscae. Alarum fascia in femina saturatior quam in mare. *Meigen* in litt.


a Magnitudo naturalis. b Eadem aucta.

100

100



Chironomus gibbus Fem. Meig.




CHIRONOMVS gibbus. Femina.

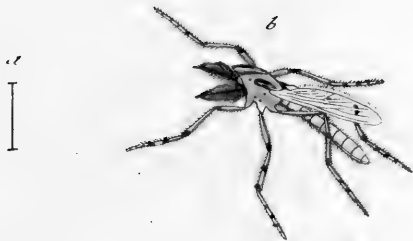
Die breitbandirte Zukfußmücke. Das Weibchen.

CHIRONOMVS gibbus Sc. Fabric. Sc.


Habitat cum mare.

a Magnitudo naturalis. b Eadem aucta.





Chironomus crassipes Meigen.



CHIRONOMVS crassipes. Mas.


Die dickbeinige Zuckfußmücke. Das Männchen.

CHIRONOMVS crassipes: flavus, thorace maculis tribus fulvis, lateribus punctis nigris; pedibus hirsutis nigro punctatis; alis punctis tribus nigris. *Meigen* in litt.


Habitat cum conspeciebus ad aquas.


Novae huius speciei sexus uterque eadem signatura dignoscitur. Articuli tarso-
rum anteriorum minus elongati sunt, ac in reliquis huius generis speciebus, anten-
narum autem eadem est fabrica atque conditio. *Meigen* in litt. .
a Magnitudo naturalis, b Eadem aucta,

1942









AUTHOR.

Panzer, Ges. W. F.

TITLE.

Fauna germanica: Diptera

B 25 1942

SEP 8 1944

APR 14 1947

