

IN THE FIELD

Field Museum
Member Magazine

Vol. 89, No. 3
Fall 2018



125TH
ANNIVERSARY



Elegant, timeless, memorable.

Create a memory that lasts a lifetime at the Field Museum.

1400 S. LAKE SHORE DRIVE • 312.665.7600 • FIELDMUSEUM.ORG/EVENTS

FIELD.
MUSEUM

18/19 Exelon Family Series

Accessible programs designed for ages 4–12, where everyone is encouraged to laugh, clap, and experience the arts in their own way. Saturdays at 2PM.



Cirque Éloïze: Photo by Patrick Lazic.

Opera Atelier: Making an Opera

November 17, 2018

This matinee introduces young audiences to the magic and drama of opera. Through excerpts from *Actéon*, the tale in which the goddess Diana transforms a hunter into a stag, Opera Atelier will illuminate how sets, costumes, and singing combine to create a mythical world onstage.

This presentation will include ASL interpretation.

Ragamala Dance Company: Written in Water

January 12, 2019

Written in Water — inspired by the Indian board game Paramapadam, a precursor to Snakes and Ladders — combines classical Indian dance, live music, and stunning sets and projections to enchant audiences of all ages.

This presentation will be a sensory-friendly performance. For more information, visit www.harristheaterchicago.org/plan-your-visit/accessibility.

Cirque Éloïze: Saloon

March 9, 2019

The wild west comes alive in Cirque Éloïze's newest creation, *Saloon*. Audiences will enter an unpredictable world where theater and circus collide, combining live folk music with the incredible strength, agility, and original choreography of the boundary-breaking ensemble.

Subscriptions start at \$18

HARRISTHEATER
MILLENNIUM PARK

312.334.7777 | harristheaterchicago.org | 205 East Randolph Drive

 **Exelon**

Exelon Family Series
Series Presenting Sponsor

Shana and Peter M. Ellis

Exelon Family Series
Series Sponsor

Elizabeth Yntema and
Mark Ferguson

Ragamala Dance Company
Engagement Lead Sponsor

porter

Opera Atelier
Airline Presenting Sponsor

IN THE FIELD

Field Museum
Member Magazine

Vol. 89, No. 3

Fall 2018

EDITOR

Franck Mercurio

EDITORIAL TEAM

Charles L. Katzenmeyer, Vice President, Institutional Advancement, Usha Subramanian, Director of Individual Giving, Vicky Sanchez, Director of Membership, Jenna Lieblich, Membership Manager, Kate Golembiewski, PR and Science Communications Specialist

DESIGNER

Bark Design, barkdesignchicago.com

PHOTO SPECIALIST

Nina Cummings, Library Photo Archivist. All images © The Field Museum unless otherwise specified.



ON THE COVER

Chartered by the State of Illinois on September 13, 1893 (125 years ago!), the Field Museum opened its doors to the public on June 2, 1894. The Museum's first home was the old Palace of Fine Arts building from the World's Columbian Exposition in Jackson Park.


© GN78508 / FIELD MUSEUM

Let us know your thoughts about *In The Field* magazine. Email your comments to ITF@fieldmuseum.org

IN THE FIELD (ISSN #1051-4546) is published three times a year by the Field Museum. Opinions expressed by authors are their own and do not necessarily reflect the policy of the Field Museum. Notification of address change should include address label and should be sent to Membership.



1400 SOUTH LAKE SHORE DRIVE
CHICAGO, IL 60605-2496
312.922.9410
FIELDMUSEUM.ORG



FEATURES

06

The Field Museum's 125th-Anniversary

10

Mr. Akeley's Movie Camera

14

The New Stanley Field Hall

CONTENTS

03


Dear Member

04

Prehistoric Beetle Discovered Named "Jason"

05

Bringing Antarctic Dinosaurs to Life



**Community Science:
Liverworts & Climate Change**

09

Deep Sea Dive Reveals Octopus Nest in Inhospitable Environment



12

Mummies

13

Giving Day 2018: Drive Discovery

16

New Members to the Field Loyalty Club + Supporter Spotlight: Ayer Society Members

18

Member Opportunities

19

Exhibitions, Museum Hours, Museum Campus Neighbors



© JAN LARIVIERE

Dear Member,

2018 marks the 125th anniversary of the founding of the Field Museum. What began as a collection of natural history specimens and anthropological objects displayed at the 1893 World's Columbian Exposition has become the respected research institution and public museum you know today.

To commemorate these beginnings—and celebrate the achievements of the past 125 years—the Museum has unveiled the Griffin Dinosaur Experience. In Stanley Field Hall, visitors can now encounter a flock of pterosaurs, hanging gardens, and Máximo, the world's largest dinosaur. Meanwhile, the most famous dinosaur in the world, SUE the *T. rex*, will soon debut in a new gallery in the Griffin Halls of Evolving Planet.

The rapid pace of these new installations has astonished many Museum visitors. But this rate of change is normal at the Field Museum, if not always so visible. Behind the scenes, there is a constant churn of ideas, additions to collections, and general excitement surrounding new scientific discoveries. In many ways, the updates to Stanley Field Hall reflect developments that happen at the Museum everyday. The Field is always evolving, a fact we celebrated on September 13 when the Museum commemorated its founding with the public launch of a \$250 million capital campaign.

We invite you to celebrate our milestone anniversary in the year ahead through a series of public programs, exhibitions, and special events. For the past 125 years, the support of donors and members has been instrumental in creating the institution we know today—here's to the next 125 years of **your** Museum.

A handwritten signature in black ink, appearing to read 'Richard W. Lariviere'. The signature is fluid and cursive, written in a professional style.

RICHARD W. LARIVIERE, PHD

President and CEO



A piece of raw Amber found in Mexico. Amber is created from fossilized tree sap and often contains insects and other small or microscope specimens.

(Below) *Kekveus Jason* in amber with the tip of a mechanical pencil for scale.

© GH90600_0180 / JOHN WEINSTEIN

PREHISTORIC BEETLE DISCOVERED NAMED “JASON”

BY KATE GOLEMBIEWSKI, PR AND SCIENCE COMMUNICATIONS

Featherwing beetles are smaller than the period at the end of this sentence. They get their name from the feathery fringe on their wings that enable them to catch the air and float like dandelion seeds. And, it turns out, they are prehistoric.

Scientists recently discovered a 99-million-year-old featherwing beetle preserved in amber—and they named it “Jason.” The earliest member of its family to receive a scientific name, this new beetle is officially called *Kekveus Jason*, a reference to the Greek hero who sailed the world in search of the Golden Fleece.

“This tiny beetle lived during the Cretaceous Period, it saw actual dinosaurs,” says Shuhei Yamamoto, PhD, a researcher at the Field Museum who co-lead a paper describing the beetle in *Cretaceous Research*. “The amber the beetle was found in is like a time capsule.”

Amber is fossilized plant resin. When prehistoric insects became trapped in resin, their bodies were preserved within the amber that later formed. When Yamamoto spotted a tiny black speck in an amber specimen, he was cautiously optimistic he had found a prehistoric insect. “I didn’t have much confidence at first, but after cutting and polishing the amber so I could get a better look, I realized this is truly an amazing fossil,” Yamamoto said.

The beetle is only 0.536 millimeters long—dwarfed by the tip of a mechanical pencil. But under a microscope, Yamamoto was able to glean details of Jason’s anatomy, which ultimately revealed it as a different species and genus from living featherwing beetles. Despite that, Jason has much in common with featherwings alive today; the family of beetles evolved features like a tiny body size and fringed wings millions of years ago.



© COURTESY SHUHEI YAMAMOTO

According to Yamamoto, amber fossils yield a level of preservation rarely found in regular rock, especially for insects. “There are many rock fossils from the Jurassic and Cretaceous periods, but they’re limited to big animals like larger insects, mammals, dinosaurs, and birds, because small insects cannot be preserved in rock fossil very clearly. Only fossil insects in amber are preserved in fine detail, in three dimensions,” explained Yamamoto.

THIS STUDY WAS CONTRIBUTED TO BY RESEARCHERS FROM THE FIELD MUSEUM, THE KYUSHU UNIVERSITY MUSEUM, THE CANADIAN FOOD INSPECTION AGENCY, AND THE UNIVERSITY OF TSUKUBA.

Finishing the details of the
Cryolophosaurus teeth

© COURTESY BLUE RHINO STUDIO



BRINGING ANTARCTIC DINOSAURS TO LIFE

BY MARIE GEORG, EXHIBITION DEVELOPMENT,
AND TOM SKWERSKI, EXHIBITIONS OPERATIONS

Some of most exciting features of *Antarctic Dinosaurs* are the realistic, life-sized replications displayed throughout the exhibition. As visitors move through the galleries—set in Antarctica's distant past—they encounter a variety of creatures, including the giant amphibian *Antarctosuchus*, the crested dinosaur *Cryolophosaurus*, and even an Emperor Penguin found in Antarctic today.

The process to create these creatures began with reviewing what is known about each from the scientific data. The Museum's Curator of Dinosaurs Peter Makovicky, PhD, and the exhibition team pulled together reference images and 3D scans of existing fossilized bones, as well

as information on nearest relatives and overall size estimates.

A group of outside artists then created small clay models of each creature for the entire team to review. Makovicky noted adjustments to the anatomical features and consulted with his scientific colleagues on details of the non-dinosaurs, such as whether the toes of *Antarctosuchus* should be webbed (they are not) and the correct size and shape of the *Glossopteris* leaves.

After anatomical details were adjusted in the miniature clay models, the replication producers worked out details of surface texture with Makovicky. The decision to sculpt feathers on *Cryolophosaurus* was informed by recent discoveries of feathered dinosaurs in nearby branches of the dinosaur family tree.

The exhibition team also weighed in on how the reconstructed creatures interact with the background murals, their poses reflecting a moment caught in time. *Antarctosuchus* is just stepping out of the water, and one member of a herd of tiny dinosaurs lifts its head to view the approaching *Cryolophosaurus*, caught mid-stride.

The final maquette of each animal was scanned, and using this 3D data, a computerized router cut out the basic shapes of each. The final sculptural form was then hand-painted realistically. With *Cryolophosaurus*, for example, the coloring was informed by Makovicky's research into the coloring of modern bird crests. From this data, a bright blue and pink area around the crest and eye was chosen.

These replicated creatures are durable enough to withstand the hands of many children eager to reach out and touch Antarctica's most charismatic creatures from nearly 200 million years ago.

ANTARCTIC DINOSAURS WAS DEVELOPED BY THE FIELD MUSEUM, CHICAGO IN PARTNERSHIP WITH THE NATURAL HISTORY MUSEUM OF LOS ANGELES COUNTY, DISCOVERY PLACE—CHARLOTTE, NC, AND THE NATURAL HISTORY MUSEUM OF UTAH.

GENEROUS SUPPORT WAS PROVIDED BY THE KENNETH C. GRIFFIN CHARITABLE FUND.

125

THE FIELD MUSEUM'S 125TH-ANNIVERSARY

By Franck Mercurio
Institutional Advancement

125 YEARS AGO, IN SEPTEMBER 1893, THE STATE OF ILLINOIS GRANTED A CHARTER FOR A NEW MUSEUM IN CHICAGO.

The institution's purpose: "the accumulation and dissemination of knowledge, and the preservation and exhibition of artifacts illustrating art, archaeology, science, and history." Hence, the Columbian Museum of Chicago was born. Today, we call it the Field Museum.

When the Field was founded, the World's Columbian Exposition was still in full swing. Indeed, the WCE served as the main inspiration for the new museum—and many of the Field's original collections were acquired from the fair itself.

The Museum's earliest acquisitions included the Ward's natural history collection, the entire Tiffany & Company gem display, pre-Columbian gold ornaments, musical instruments from Samoa and Java, and a large collection of Native American objects. Since then, the Field Museum's collections have grown from 50,000 objects to nearly 40 million representing the natural world and human cultures. (Less than one percent of the Museum's collection can be on display in the exhibition halls at any one time!)

But the Field Museum is more than its collections. Over the past 125 years, it has employed scientists, who not only maintain and add to the collections, but also conduct scientific research. Today, many of our scientists do not limit themselves to lab work, but travel the world researching flora, fauna, natural environments, and human societies. And many scientists use the data they collect to advocate for the protection of species, the conservation of wild areas, and the solving of Earth's environmental problems.

Thanks to the support of our members and donors, the Museum continues to fuel a journey of discovery across time. And the year ahead promises to be filled with special events and opportunities for our growing community of members and donors, all in celebration of the Museum's 125th anniversary.



© CS&E/03812





(Bottom) A view of the World's Columbian Exposition as seen from the Manufacturers and Liberal Arts Building. The Field Museum is a direct legacy of the 1893 fair.

(Left) This woolly mammoth model and mastodon skeleton were displayed in the Museum's old Jackson Park building in 1894. The mastodon was first exhibited at the 1893 World's Columbian Exposition.

(Below) In honor of the Field Museum's 125th anniversary, a new dinosaur was installed in Stanley Field Hall. Named Mximo (scientific name: Patagotitan mayorum), it is the largest dinosaur ever discovered.



Field Museum launches largest-ever campaign

Kicking off a year of celebrations, the Field Museum commemorated its 125th Anniversary and launched a new fundraising Campaign on September 13. The goals of the five-year, \$250 million effort include endowment and program support for collections-based research, learning, and conservation programs that distinguish the Museum globally.

The Campaign will also fund major new exhibitions, including the Griffin Dinosaur Experience—opening throughout 2018—and a new Native North American Hall, featuring the Museum's exceptional Native American collections.

Community engagement and outreach to historically underserved audiences will also be a part of the Campaign with a special focus on programs for developmentally disabled and low-income youth.

As of print date, the Museum has raised \$185 million of its goal through the generosity of private donors, foundations, corporations, and government grants. All donors and members will be invited to participate in the coming year.

For more information, please contact the Campaign office at 312-665-7098.

Sponsored by:

AON

GCM GROSVENOR

ITW

MAGELLAN
CORPORATION
a SeaTrade company



© GING2548 085BD / JOHN WEINSTEIN



A microscopic view of a liverwort stem collected from New Zealand



microscope, and analyzing hundreds of thousands of images isn't easy. "It's tedious to go through these photos for hours," says von Konrat. "But if you get a hundred people to do it for five minutes each, it's easier."

The team adapted the online platform Zooniverse to enable citizen scientists to analyze photos of liverworts. "The Microplants project is two-pronged: to help find differences between these species, and see if measurements can actually be done by lay people," says sixteen-year-old Strauss, who was one of von Konrat's co-authors on the paper.

Over the course of the project, more than 11,000 participants analyzed photos. The platform was also used in classrooms ranging from kindergartens to college biology classes. Beyond the contributions to science, von Konrat says, the project is notable for public engagement with science.

"This project goes beyond data," says von Konrat. "It proves everyone can contribute to science." Von Konrat cites a drawing sent to him by a four-year-old girl who participated in the project—she drew a liverwort with heart-shaped leaves. "That's my source of inspiration," says von Konrat. "That's why we do it—it's for the next generation."

Community Science **LIVERWORTS & CLIMATE CHANGE**

BY KATE GOLEMBIEWSKI AND SHEILA EVANS,
PUBLIC RELATIONS

Sixteen-year-old Kalman Strauss loves soccer, playing violin, and looking at microscopic plants. He and 11,000 other volunteers help scientists study these tiny organisms. It all started when the volunteers, led by Field Museum scientist Matt von Konrat, PhD, had a problem—too many plant photos to

analyze. So they found a solution by creating a tool that lets regular people do the analysis.

Liverworts tend to fly under the radar. "When I tell people I study liverworts, my opening line is that their not catching," jokes von Konrat, the Field Museum's collections manager of plants and lead author of a paper detailing the project in *Applications in Plant Sciences*. You've likely seen liverworts, but probably didn't realize it. Liverworts are tiny—about the size of an eyelash. Since they're so small, they respond to climate change more quickly than bigger organisms, making them valuable to scientists.

Using liverworts in research requires a close eye. The intricacies of liverwort species are only visible through a



Two of the paper's authors, Field Museum botanist Matt von Konrat and high school student Kalman Strauss, study liverwort specimens under a microscope.

Want to join our team of community scientists? Visit microplants.fieldmuseum.org today!



Beyond ALVIN, more than 20 octopods are clustered on the sediment-free surfaces near sites of low temperature fluid discharge on Dorado Outcrop, 3000 miles below sea level in the North Pacific.

© PHIL TORRES, GEOFF WHEAT

DEEP-SEA DIVE REVEALS OCTOPUS NEST IN INHOSPITABLE HABITAT

BY KATE GOLEMBIEWSKI, PUBLIC RELATIONS
AND MARK ALVEY, ACADEMIC AFFAIRS

It's a popular notion in marine biology that we know more about the surface of the moon than we do about the bottom of the ocean—an alien landscape, with crushing pressure, near-total darkness, warm fluids wafting from cracks in the Earth's crust, and strange, little-known animals.

Case in point: recent deep-sea expeditions have revealed a group of octopuses and their eggs in a place where they shouldn't be able to survive, as outlined in a new study published in *Deep Sea Research*

by the Field Museum's Associate Curator Janet Voight, PhD, and colleagues Geoff Wheat, PhD, (University of Akron and the University of Alaska Fairbanks) and Anne Hartwell, PhD (UA-Fairbanks). Nearly two miles deep in the ocean, 100 miles off the Pacific coast of Costa Rica, these scientists used subsea vehicles to explore the Dorado Outcrop, a rocky patch of sea floor made of cooled and hardened lava from an underwater volcano.

Geochemists hoped to collect samples of the warm fluids that emerge from the cracks in the rocks; but they didn't count on finding dozens of octopuses huddled around those cracks. The octopuses are an unknown species of the genus *Muusoctopus*. Up to 100 seemed to occupy every available rock in the small area. That in itself is strange, because *Muusoctopus* are normally loners. Stranger still is that nearly all of the octopuses seemed to be mothers, each guarding a clutch of eggs alongside the warm fluid issuing from the cracks in the outcrop.

Deep-sea octopuses typically live and breed in cold temperatures. The presence of so many octopuses around the warm vents suggests spill-over from a cooler, healthier habitat nearby, better for egg brooding. There's evidence for this larger population, as scientists observed octopus

arms emerging now and then from other rocks harboring cooler temperatures and higher oxygen levels.

Besides shedding light on deep-sea biology, the study also illustrates the collaborative nature of science, bringing together three researchers from different backgrounds: oceanography (Wheat), geochemistry (Hartwell), and malacology (Voight). Says Barbara Ransom, a program director in the National Science Foundation's Division of Ocean Sciences, "Unexpected discoveries like this one can dramatically change our understanding of how the oceans work."

Nearly all of the octopuses seemed to be mothers, each guarding a clutch of eggs alongside the warm fluid issuing from the cracks in the outcrop.

The Akeley Camera is a product of Carl Akeley's artfulness and inventiveness—along with taxidermy, still photography, and sculpture—and of an impulse to create a faithful record of the natural world.

Mr. Akeley's Movie Camera

By Mark Alvey
Academic Affairs



Carl Akeley's name is familiar to Field Museum members as the explorer-taxidermist-sculptor responsible for creating the fighting elephants in Stanley Field Hall; the "Four Seasons of the Virginia Deer" in *Nature Walk*; most of the African mammal groups; and the life-size lion-spearing bronzes. But Akeley was also an inventor, with more than 30 patents. His most influential creations grew directly out of his work as an artist/naturalist—notably, the Akeley Motion Picture Camera, which is the centerpiece of *Mr. Akeley's Movie Camera*, a new exhibition in the T. Kimball and Nancy N. Brooker Gallery.

Akeley, also a photographer, shot more than 900 photos—all on glass negatives—during two Field Museum expeditions to Africa (1896 and 1905–06). On his next trip (1909–11) for the American Museum of Natural History, he wanted to shoot movies, especially of a traditional Nandi lion hunt. The lion charged, and the spears flew—but his cumbersome camera couldn't follow the action. "As I walked back to camp that night, I was determined to make a naturalist's moving-picture camera which would prevent my missing such a chance if ever one came my way again."

Four years later, in 1915, he patented the Akeley Motion Picture Camera, a revolutionary device with three key advances that made it indispensable for filming wildlife: the gear head, which enabled panning and tilting with one handle (no cranking); the shutter, with a 230 degree opening that admitted 30 percent more light than any contemporary camera; and the film magazine, which took about 10 seconds to load, a third of the time of existing cameras. The U.S. Army Signal Corps bought the entire output of the Akeley Camera factory during World War I. After the war, the camera was adopted by newsreel companies, documentarists (Robert Flaherty used two on *Nanook of the North*, 1922), and museums. The Akeley quickly became essential for Hollywood movies that required nimble cinematography—adventures, swashbucklers, westerns, and epics—and especially aerial sequences. The camera held on through the 1940s, when it was supplanted by even lighter and more mobile gear.

The Akeley Camera wasn't the only invention to grow out of Akeley's artist/naturalist tendencies. In 1907, while still at the Field, Akeley concocted arguably his most durable (literally) contribution to American society: the cement gun and "gunite" (sprayable concrete). Inspired by a sprayer his chief taxidermist had rigged up to paint artificial rocks in a diorama, the Museum's director asked Akeley to come up with a larger version to spruce up the crumbling façade of the Field Museum's first home in Jackson Park. The earliest commercial cement gun was used to build concrete hulled-ships, and as the technology evolved it was—and still is—used to construct bridges, swimming pools, dams, and tunnels.

The Army's enthusiasm for the camera led Akeley to be appointed a consulting engineer during World War I. He borrowed some of his molding and reinforcing techniques from mounting the Field Museum elephants to create more stable searchlight reflectors, and adapted features from his movie camera to aiming controls for searchlights. Whenever a knotty problem arose, his major recalled, the Army engineers inevitably said, "Let's see what Akeley says."

All of Akeley's creations, from lightweight taxidermy forms to military searchlights to the Akeley Camera, share a common thread: seeing a problem and devising a solution. The Akeley Camera is a product of Carl Akeley's artfulness and inventiveness—along with taxidermy, still photography, and sculpture—and of an impulse to create a faithful record of the natural world.



(Opposite) Karl Schmidt and Sidney Shurcliff film a Green Iguana with an Akeley 35mm motion picture camera on the Crane Pacific Expedition, 1929.

(Top right) Carl Akeley stands on a cliff with his motion picture camera.



The Field Museum's Akeley camera is believed to have been owned by Elmer Dyer, one of the top cinematographers during Hollywood's Golden Age—e.g., *Wings* (1927), *Hell's Angels* (1930), *Only Angels Have Wings* (1939)—called by director Frank Capra “a no-nerve aerial cameraman who would hang by his toes on a wing to get a shot.”

With the bulk of Akeley's taxidermy output, his most groundbreaking mounts, and his earliest field photographs housed at the Field, it made sense to add an Akeley Camera to our collection of “Akeleyana.” When the camera came up at auction last year, a small group of generous donors helped make the purchase possible. To them we extend our deep and delighted thanks:

Mr.[†] and Mrs. Norman R. Bobins
 Dr. Richard A. Chaifetz[†]
 Marsha A. Cruzan[†]
 Marshall Field V[†]
 Mr.[†] and Mrs. James S. Frank
 Madhavan K. Nayar[†]
 Michael P. Polsky

[†] Field Museum Trustee

Mr. Akeley's Movie Camera will be on view at the Field Museum through March 17, 2019.



MUMMIES

BY **CONNIE EYER**, INSTITUTIONAL ADVANCEMENT
AND **JP BROWN**, ANTHROPOLOGY

"Taking care of the dead is something all human cultures do," notes JP Brown, Regenstein Conservator for Pacific Anthropology, "but what's interesting is that the dry desert environments of Peru and Egypt provided the opportunity to create these different forms of mummification." Peruvian mummification predates that of the Egyptians by a couple thousand years. The similarities and differences of these two cultures are depicted in *Mummies*, currently presented in English and Spanish at the Field Museum.

Both traditions have spirituality systems that focus on a connection with the living to the departed; however, special embalmers conducted the Egyptian process **for** an elite class of families, while the South American mummification tradition was done **by** the family. In fact, Brown said, the bundled remains were often brought out for special occasions. "The earliest

Chinchurro mummies," he noted, "were kept in and near the home, but when a family group was assembled, they would be placed out on the sea coast."

Using non-invasive CT scanning, on display in *Mummies*, scientists are able to view contents of both the mummified wrappings of the Egyptian elite class in their elaborate coffins, as well as Peruvian mummies bundled in blankets or baskets (see right). The CT scans provide vivid images of skeletons and skulls from which the Museum can create 3-D computer models for forensic reconstruction, Brown explained, adding that this technology has improved greatly over the past 10 years.

"Once you have the skull, you are able to build up a model that would look reasonably close to the actual person, minus details such as skin color, scars, ear and nose shape, or any of the possible ravages of disease," Brown said. **"The value of this technology is that it enables us to visualize a collection of mummified remains as a real person."**



In *Mummies*, interactive touch tables use CT scan data to create rich, 3D portraits of the people of both Egypt and Peru. The exhibition also features masks, mummified animals, and beautiful ceramics from the Field's extensive collection.

MUMMIES WAS CREATED BY THE FIELD MUSEUM.

MAJOR SPONSORS:

DISCOVER

UNITED AIRLINES



Mummies will be on view through
April 21, 2019.





©1 SNAF, 2009, CITED / JOHN WEINSTEIN

Thank you
for supporting
discovery!

Giving Day 2018: Drive Discovery

We are at a moment in history when it is critical to take a stand for science. For the past 125 years, the Field Museum has been a scientific leader—and we are proud of this legacy.

Now, in our historic 125th-anniversary year, we look forward to the next 125 years of bold scientific discoveries.

As Field Museum members, your support makes all the difference. Your gift—\$5 or \$2,500—fuels the work of our scientists and educators.

Make a gift or become a Giving Ambassador:

VISIT fieldmuseum.org/givingday

TEXT "DriveDiscovery" to 71777

CALL 312.665.7777

GIFTS CAN BE MADE IN ADVANCE.

**SAVE THE DATE
FOR
#FIELDGIVINGDAY!**

Wednesday
October 10, 2018

Help us raise \$125,000
in one day!

(Above) Terry Grand and a volunteer excavate the Fossil Butte Member of the Green River Formation, Wyoming, on an excavation led by Lance Grande in 2003. Many of the exquisitely preserved fossils collected from this and other excavations at the Green River Formation are currently on exhibit in the Griffin Halls of Evolving Planet.



THE NEW

A life-sized reconstruction of a Quetzalcoatlus (an extinct flying reptile) stands guard outside the renovated entrance to the Griffin Halls of Evolving Planet—and provides a great photo opportunity for visitors.

© G192536_565AD / JOHN WEINSTEIN



STANLEY FIELD HALL

By Franck Mercurio
Institutional Advancement

To celebrate its 125th Anniversary, the Field Museum has transformed the visitor experience in Stanley Field Hall and installed several new displays. SUE, the *T. rex*, has moved to her new gallery inside the *Griffin Halls of Evolving Planet*, and a titanosaur from Argentina—named Máximo—now strides

across the Museum's main atrium. Accompanying Máximo are four massive hanging gardens and a flock of pterosaurs (flying reptiles), all suspended from the ceiling. Stop by and see the dramatic new developments for yourself!

(Below) Workers prepare to hang a pterosaur model from the ceiling of the northeast staircase. The flock leads visitors from Stanley Field Hall to the Griffin Halls of Evolving Planet located on the second floor.

(Right) The Museum's new hanging gardens contain more than 1,000 live hydroponic plants growing in inert volcanic rock and receiving water and fertilizer from tubes connected to the atrium's ceiling.



© G192536_565AD / JOHN WEINSTEIN



WELCOME NEW MEMBERS TO THE FIELD LOYALTY CLUB

BY MICHAEL WREN, INSTITUTIONAL
ADVANCEMENT

The Field Museum extends its appreciation to all members of the Field Loyalty Club. Their 20-plus years of dedication sets a philanthropic example for fellow supporters, visitors, and friends, ensuring the Museum's bright future. This list reflects the newest inductees to the Field Loyalty Club—the "Class of 2017"—who became 20-year Museum members and donors between January 1 and December 31, 2017.

Anonymous

Mrs. John J. Ahearne
Mr. and Mrs. Thomas D. Allen
Mr. and Mrs. Robert J. Anderson, Jr.
Mr. and Mrs. Craig A. Anderson
Ms. Harriet B. Arnold
Mr. and Mrs. Calvert W. Audrain
Dr. and Mrs. Frederick A. Barber
Carlo Basile and Kim Basile
Mrs. Joan O. Bent
Mrs. Frieda O. Bernstein
Mrs. Lieselotte N. Betterman
Mr. and Mrs. Jeffrey N. Blaine
Mr. and Mrs. Michael J. Bloink
Mr. and Mrs. Richard Bloomquist
Raphael and Shirlann Boghosian
Mr. and Mrs. Dennis E. Bozych
Mr. and Mrs. Timothy J. Bresnahan
Mr. and Mrs. Daniel J. Brown
Ms. Nancy H. Brown
Carol and Tom Butler
Mrs. Fern Callistein
Mr. and Mrs. Dennis C. Calvey
Mr. and Mrs. Robert E. Carroll
Joan and Tom Castino
Dr. Gerald Cohen
Mr. George W. Cook
Mary and Jim Costello
Charles F. Custer
Mr. and Mrs. Ron Damashek
Mark R. DeLancey
Mr. and Mrs. Clarence Delbridge

Robert Demos
Mrs. Lidia B. Devonshire
Patricia Ann Dihel and Glen Wilson
Mr. and Mrs. Thomas W. Doddridge
Janet M. Dudgeon
Mr. and Mrs. Timothy K. Earle
Mr. and Mrs. Dan Engel
Ms. Barbara D. Fedor
Nel Fetherling
Mr. and Mrs. Sanford Finkel
Ms. Doris A. Franklin
Mr. and Mrs. J. Patrick Gallagher, Jr.
Mr. James A. Gibbs
Mr. and Mrs. Richard C. Godfrey
Mr. and Mrs. Marc Gordon
Mr. and Mrs. Jack M. Greenberg
Mattie H. Harris
Mr. and Mrs. Thomas Z. Hayward, Jr.
Ms. Pat Heidkamp
Mr. and Mrs. David J. Height
Mr. and Mrs. John W. Higgins
Austin L. and Beth M. Hirsch
Mr. and Mrs. Fred Holubow
Mr. and Mrs. Kim Fawcett
Mrs. Dorothy Huff
Mr. James E. Hurtienne
Mr. and Mrs. Joe Jacobazzi
Mrs. Barbara B. Javaras
Ms. Imoeleanor Jones
Mrs. Noel Kaplan
Dr. Benjamin M. Kaplan
Mary Kay Karzas and Warren K. Reiss
Mr. Ronald S. Katch
Mr. and Mrs. Kevin Keating
Mr. and Mrs. Dennis J. Kelly
Keith L. Kempton
Charles^p and Marion Kierscht
Lynne King Roberts
J. Philip Klingeberger
Ray H. Kocher
Ms. Linda A. Kovak and Mr. John Helmus
Mr. and Mrs. Jeffrey M. Krasner
Mr. and Mrs. Jeffrey A. Krizelman
Ms. Diane Kroll
Mr. and Mrs. Randolph Kurtz
Dr. Kenneth Kwiatkowski
Mr. and Mrs. Robert J. Learner
Mr. and Mrs. Martin Levine
Dr. Eva F. Lichtenberg and Mr. Arnold Tobin
Jim and SuAnne Lopata
Barry L. MacLean
Mr. and Mrs. Frederick J. Manning
Heidi and Gregory Mayer
Mrs. and Mr. Marguerite McKenna
Steven A. Melnyk

Mr. and Mrs. George E. Milkowski
Mr. and Mrs. Sam L. Miller
Norma J. and Kenneth F. Miller
Cynthia A. Moody
Mr. and Mrs. Leon W. Moore
Mr. and Mrs. Thomas M. Mulcahy
Mr. Thomas E. Mulvihill
Dr. and Mrs. Glenn H. Murakami
Mr. and Mrs. Patrick R. Murtaugh
Mrs. Vreni Naess
Sidney Nagel
Mr. and Mrs. Edward Naureckas
Ms. Lisa Nemeroff
Mr. Oliver S. Nickels
Mary C. Niehaus and Sanjeev Pandey
Charles Noparstak
Mr. and Mrs. Neil S. Novich
Mrs. Noel O'Hearn
Charles and Alice Palmer
Mr. Philip Pappas and Dr. Ana Lucia Pappas
Mr. and Mrs. Michael S. Parenoff
Mr. and Mrs. Lionel Bottari
Mr. Phillip J. Patinkin
Susan I. Phillips
Mr. David Pitrak and Ms. Susan J. Taylor
Mr. and Mrs. Richard Pollard
Mrs. Anne Pollock
Mrs. Jan Pomerantz
Mr. and Mrs. Paul C. Poy
Mr. and Mrs. Robert M. Ricken
Mr. and Mrs. David E. Robinson
Mr. and Mrs. Donald E. Rocap
Mr. and Mrs. Robert Rohl
Mr. and Mrs. Andrew M. Rosenfield
Mr. and Mrs. Rosner
Jeanne M. and John W.^T Rowe
Joan and Paul Rubschlager
Ms. Mary K. Rundell and Mr. Dennis Johnston
Mr. and Mrs. Thomas D. Rutherford
David W. "Buzz" Ruttenberg
Cari and Michael J.^T Sacks
Giovanni and Kerrie Savaglio
Diane Schneider
Dr. and Mrs. G. Stephen Scholly
Mrs. Sally Schwarlose and Mr. Dan Schwarlose
Marilyn L. Schweitzer and Michael A. Firman
Dr. Penny Bender Sebring and
Mr. Charles Ashby Lewis
Glenn Curtiss and Margaret J. Shaffer
Mr. and Mrs. Kenneth C. Shepro
Mr. William A. Simcox
Richard M. Skolly and Kate A. Feinstein
Maureen M. Slavin
Mr. Alan F. Smietanski
Marvin and Annette M. Smith

Mr. and Mrs. Michael Smith
 Irene Sorenson
 Mr. Jay T. Sparber
 Faith H. Spencer and Mark Parts
 Mr. and Mrs. Michael J. Stock
 Ms. Lynn Strauss and Ms. Stephanie Strauss
 Mrs. Filomena Stroup
 Mr. and Mrs. Harvey J. Struthers
 Mr. and Mrs. David Stueckemann
 Connie and Howard Sulkin
 James P. Sullivan
 Ms. Cynthia Toback
 Marla J. Tucker
 Frank P. Vander Ploeg
 John Vinci
 Ms. JoAnne Vogt
 Richard L. Wangelin
 Mr. and Mrs. Kurt L. Warning
 Mr. and Mrs. James W. Weinberger
 Mrs. Sally Westley
 Mr. and Mrs. Donald E. Wiberg
 Claudia L. Winkler
 Mr. and Mrs. Carl Yudell
 Jerrold and Carol Zar
 Mrs. Agnes Zellner and Mr. Kurt Zellner
 Mr. and Mrs. Jay H. Zimble

[†] Field Museum Trustee

[‡] Deceased

IF YOU FEEL AN ERROR HAS OCCURRED
 IN COMPILING THIS LIST OR WANT MORE
 INFORMATION ABOUT THE FIELD LOYALTY CLUB,
 PLEASE CONTACT MIKE WREN AT 312.665.7137 OR
 MWREN@FIELDMUSEUM.ORG.

To learn how to include the Field
 Museum in your estate plans
 or other planned gift—or to learn
 more about the Edward E. Ayer
 Society—please contact Anne
 Morgan, Director of Estate and
 Gift Planning, at **312.665.7143** or
plannedgiving@fieldmuseum.org!



Ayer Society Member Profile: Lorraine and Randy Barba

BY ANNE MORGAN, INSTITUTIONAL ADVANCEMENT

**“The Field Museum stands
 because 125 years ago,
 some generous people
 stepped up and made it
 happen. We have to keep
 that ball rolling for the
 generations to come!”**

—LORRAINE BARBA

Lorraine and Randolph (Randy) Barba had no idea as students at Princeton that they would be standing one day at the Field Museum, fascinated by the dermestid beetle colony cleaning the bones of a skeleton. Since 1990, first drawn by scientist lectures, the Barbas immersed themselves in all aspects of the Museum, including sending their children to the Summer Worlds Tour camps, which are still happening today. After retirement, they were able to indulge in their true passion, travel.

“The rich content, the depth of this Museum, goes so far beyond just the

exhibitions,” said Randy. “We want to support the Museum that has enriched our lives.” As Founders’ Council members, Field Loyalty Club members, and Edward E. Ayer Society members, the Barbas were inspired to ensure the strong financial future of the Field Museum.

**“You can travel the world in
 this building—and we do!
 Whether it is Madagascar or
 Tibet, we come to the Field
 Museum to get information
 before we head out. Even
 the scientists are happy
 to meet with us to share
 their experiences and
 suggestions. When we
 return from a trip, we see the
 entire place with new eyes.”**

—RANDY BARBA

Founders’ Council

is the Museum’s premier giving society recognizing donors for their annual gifts of \$2,500 or more.

Field Loyalty Club

honors donors who have supported the Museum for 20 or more years.

Edward E. Ayer Society

members ensure the strong financial future of the Field Museum by including the Field Museum in their estate plans.

Member Opportunities



© KYLE FLUBACKER

OCTOBER IS MEMBER APPRECIATION MONTH

Your membership makes an impact every day at the Field Museum, supporting scientific discovery, public engagement in science, and the care of nearly 40 million specimens and artifacts in our collection. To celebrate your support, members will enjoy special benefits during the entire month of October, including:

- A presentation by Lesley de Souza, Field Museum Conservation Scientist—Saturday, October 6, 11am
- 125th Celebration—Tuesday, October 16, 5:30pm
- Halloween Breakfast (perfect for families!)—Saturday, October 27, 9am
- Daily member-only drawings for fun prizes and more!

Check-out [fieldmuseum.org/memberevents](https://www.fieldmuseum.org/memberevents) for a full list of benefits, exclusively for members!

HALLOWEEN BREAKFAST

Join us for a family friendly Halloween Breakfast, exclusively for members! Enjoy a buffet breakfast and chat with Field Museum scientists to learn about creepy crawlies, skeletons, and more. Costumes are welcomed!

Saturday, October 27, 9–10:30am

\$35/adult

\$25/child (ages 3–11)

Space is limited and advanced registration is required. **Tickets go on sale Monday, September 17. For more information or to purchase tickets, call 312.665.7705.** All tickets to this event are non-refundable.



© GN89201_13C / MARK WIDHALM



© GN90910_023D / KAREN BEAN

BREAKFAST WITH SANTA

Add some natural history to your holiday traditions and celebrate at the Field Museum. Enjoy a buffet breakfast, create holiday crafts, and share all of your holiday wishes when you take your picture with Santa.

Saturday, December 15, seatings at 9am and 10am

\$40/adult

\$30/child (ages 3–11)

Space is limited and advanced registration is required. **Tickets go on sale Thursday, November 1. For more information or to purchase tickets, call 312.665.7705.** All tickets to this event are non-refundable.

For up-to-date information for all member events, visit [FIELDMUSEUM.ORG/MEMBEVENTS](https://www.fieldmuseum.org/memberevents)





© MATTHEW MURPHY

MISS SAIGON

All through history, women in East and Southeast Asia have been central to powerful stories of resilience and courage during times of conflict, uncertainty, and dislocation. Join us for an engaging evening of storytelling and discussion—exclusively for Field Museum members—followed by dinner and a performance of the famed show, *Miss Saigon*.

Deborah Bekken, PhD, Adjunct Curator of Anthropology and Lisa Niziolek, PhD, Boone Research Scientist, will lead a discussion focused on families and women who have adapted during times of change—many in inspiring ways that have left their mark on art, literature, and culture.

Wednesday, December 5, 2018

Thursday, December 6, 2018—**SOLD OUT**

\$165 (includes dinner, discussion, and theater ticket)

Petterino's, 150 N Dearborn Street

Cadillac Palace Theatre, 151 W. Randolph Street

For more info and to purchase tickets, please call 312.665.7700.

125th-Anniversary Special Exhibitions

Mummies (now through April 21, 2019)

Antarctic Dinosaurs (now through January 6, 2019)

Mr. Akeley's Movie Camera (now through March 17, 2019)

Looking at Ourselves: The Sculptures of Malvina Hoffman
(now through February 3, 2019)

Full Circle / Omani Wakan: Lakota Artist Rhonda Holy Bear
(now through January 13, 2019)

Drawing on Tradition: Kanza Artist Chris Pappan
(now through January 13, 2019)

Is It Real? (Grainger Science Hub)
(now through February 24, 2019)

Museum Hours

The Field Museum is open from 9am–5pm every day except Christmas Day, with last admission at 4pm. **For special hours, parking, and public transportation options, visit fieldmuseum.org/visit.**

Museum Campus Neighbors

ADLER PLANETARIUM

Explore the Universe with the Adler Planetarium this fall! On September 28, round up your family and dive into a night full of science fiction and fantasy at Family After Dark. Astronaut or alien ... which path will you choose?

Join us November 9 and 10 as we bring scientific data to life in this fall's Kavli Fulldome Lecture: "The Cosmos in a Heartbeat." Find out how dramatically our story of the cosmos has shifted in just a few decades—and catch a glimpse of what the next chapter may hold.

For details, visit www.adlerplanetarium.org

SHEDD AQUARIUM

From autumn nights to the holidays, Shedd Aquarium has something special for every age. Shedd After Hours offers adult-themed special events and music 5–9pm on select Wednesdays in September and October. Admission is free to Illinois residents. Family Overnights return October 26, November 9 and December 7. Stay up late and enjoy animal presentations, activities, and explorations—then sleep among the fishes! And reserve now for a weekend-morning Holiday Breakfast, which includes a North Pole surprise. Every Shedd visit includes admission to the new special exhibit, *Underwater Beauty*.

For details, visit www.sheddaquarium.org

The Field Museum salutes the people of Chicago for their long-standing support of the Museum through the Chicago Park District



Official Airline of
the Field Museum



Give the Gift of Membership



As a current Field Museum member, you already know the benefits of membership. For the holidays, why not share the gift of discovery with someone special in your life? The holidays come around once a year, but a Field Museum membership brings joy and excitement all year long.

Gift memberships include:

- + Free Basic admission, along with free or discounted tickets to special exhibitions
- + Invitation to our Annual Members' Nights
- + Discounts on education programs and in the Museum's stores and restaurants
- + And so much more!

Buy a gift membership early to ensure arrival before the holidays! Gift recipients have four months from the purchase date to activate their membership, so they won't miss out on any exploration.



Gift memberships can be purchased online at fieldmuseum.org/membership, by calling 312.665.7700, or at the membership desk during your next visit.



Visit the Stores at the Field Museum

Celebrate the Field Museum's 125th anniversary with a visit to the dramatically re-imagined Stanley Field Hall; then, commemorate the occasion with a memento for someone special—or even better, yourself! For all gifts *Mummies* to Máximo, the Stores at the Field Museum have got you covered.

Remember, Field Museum members receive a 10 percent discount on all purchases in-store and online, and each purchase helps support the Field Museum's ongoing educational and research efforts.

Visit us online today at store.fieldmuseum.org or call us at 312.665.7686.



1400 South Lake Shore Drive
Chicago, Illinois 60605-2496

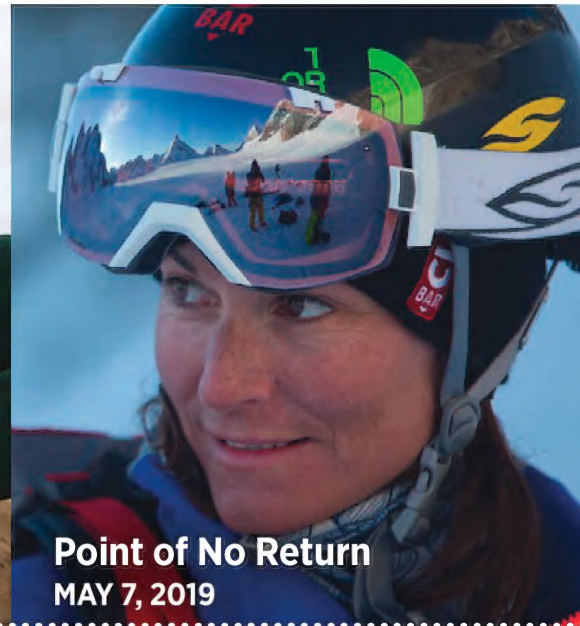
NON PROFIT ORG
US POSTAGE PAID
CHICAGO, IL
PERMIT #2309



When Women Ruled the World
SEPT 26, 2018



Pink Boots and a Machete
JAN 24, 2019



Point of No Return
MAY 7, 2019

NATIONAL GEOGRAPHIC LIVE SERIES

A year-long series dedicated to inspirational women!

SUBSCRIBE AND SAVE 25%!
AuditoriumTheatre.org
312.341.2300



CHICAGO'S LANDMARK STAGE'
AUDITORIUM THEATRE EST. 1889
.....
THE THEATRE FOR THE PEOPLE
.....

**AUDITORIUM
THEATRE**
of ROOSEVELT UNIVERSITY

50 E Congress Pkwy | Chicago, IL

Photo credits: Dr. Kara Cooney, photo courtesy of National Geographic. | Mireya Mayor, photo by Brent Stirton. | Hilaree Nelson, photo by Adam Clark.