



SOKKIA

FIELD
BOOK

2010

2011

Property of Leo J. Hickey
Peabody Museum - Yale U.
Address P.O. Box 208118
New Haven, CT. 06520
Telephone 203-432-5006
leo.hickey@yale.edu

This Book is manufactured using a paper made from wood-free materials and is acid-free and archive safe.

815260





10/23/10

Pomperaug Valley Watershed Assoc.
Field Trip.

Park Road Quarry

OxO
Company

Woolbury

NEW
ENTRANCE

Green BASALT
outc.

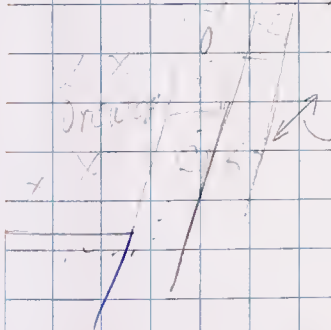
CASS SS.

FAULT Left LATERAL
horizontal.

Fault repetition

Cross-section

E W



Final Movement
was left
LATERAL

Holyoke Radial Line
Fault in Carolina Coast
Area.



South Britain FM

10/23/10


W S.B.

North of Church

Drawing Lot

BUT I did NOT go to see this
because I spent the time
in the S.B. Museum
giving a talk on The wood
specimen there.







5/14/2011

South Britain Museum

w Shusheng Hu

Andrew Leslie.

w Betsy Cullen of

S.B. Hist. Soc, Inc.

- Looked at 117 ~~pieces~~ of
Arrowheads

from Perry Farm

Mixture of

Vein Qtz

Basalt

Chert

Argillite but NO
petrified wood.

S.B. Museum Specimen.

20 in high

50.8 cm

14 Dia Short?

36 cm

23 Long Dia

58 cm

Betsy reminded me that
specimens were produced as
Horse Fence Hill was regraded

5/17/2011

IN EW EARLY 20C

ASK DAVE when THIS
HAPPENED. D. Biersch SAY
THIS HAPPENED IN EARLY 1950'S
(1953?)

GAVE Betsy Cullen
BACK @ Bill Barrett
Petrified wood Specimen
Betsy S. Cullen
May 14, 2011

SB Wood Specimen

Dave Biersch

TEST

1950's

1950's

PLYS wood up regularly in
garden

AT 1:15 PM we were joined by
Brian Skinner

Shusheng Hu 5/14/2011

While there we found 2 pieces in

pieces from fields)

Around this house

→ The field opposite Sarah Biersch's house at SW corner of prop. near entra.

Px of Shusheng w/ pet wood.

- Dave Biersch has collected wool on a sustained basis

- Ref. Through his life here,

Biersch Prop. abuts the fault contact between base of South Britain fm & the Paleozoic xlines.

Land was part of Bradley farm

→ U. Biersch's parents bought the place.

- W. H. H. Biersch owned in 1930s

- Stewart Summers former Town Surveyor had large Coll. now at UConn.

STEWART SUMMERS

in S. Britain

call Tom Philpotts

5/14/2011

Rem. of old
Pump house site
found in woods
on last trip in 2009

Rem. of Trevors house
Came from
VICINITY of Pump
house 174 HFH
Trevors House 174 HFH Rd.
located on map.

John HETZEL 176 HFH

At EAST BRIDGE

in garden what

was part of road

old driveway

8x10x8' large

Loc #

5/14/2011

11-3 Hertzell House

~~old piece~~

Large piece of wood's ^{House} ~~wood~~ came from
Jason Ellis site.

11-4 Dave Bleresch

in field

1st in H. house

Sarah Bleresch House

Sarah Bleresch (daughter of D. Bleresch.)

Field from behind

Dave's house

wood in his

hand

DB-3

wood from the site is

at least 1 foot of

cells looks good

Returned 2 pieces of petrified
wood to Dave Bleresch. A small
cut of the type specimen (DB-1)
and part of a second specimen (DB-2)
that was not well preserved.
Signed deed of gift for the

large piece of The Type
specimen (~~DB-1~~) (DB-1)

5/16/2011

AT The Div. of PALEOBOTANY
NMNH
w/ SCOTT Wing.

Checked Roland Brown collections
of Petrified wood Slides.
No material of The South
Britain wood found at SI

Also Checked Cretaceous
STRATIGRAPHIC coll.
CRET Lower & Upper
S.E. STATES
& K General Collections

none Found.

There is a correspondence
file of R. W. Brown at The
USGS Archive in RESTON VA
but did not look at this.

There is a spare PET. wood coll.
at Oxon Hill but ID SCOTT
Wing's knowledge these are

all large pieces w/no
slides

5/17/2011

GE Div. of Paleontology SI

Worked on M1 ("Washingtonites")

w/ SCOTT

SCOTT HAS our notes on
This.

5/18/2011 AI Dne SI
Div. of Paleobotany

Knowlton slides from
Hobbs

768 Id. as *Aruncaroxylon*
virginianum Kn.

TRANSVERSE SECTION
PACHNOX.

Dia of Tracheids
0.4 μ m. at 6.3X
PAYS 1 cell wide

769 Same piece as 768

RADIAL

may have

single Cu X-field pits

5/31/2011

770 A very poorly preserved
radial section.

5/18/2011

Particle settings
6.3X at 12.5

771 [!] This is our sp.

Rd. w beautifully preserved
PITTING.

^{5/31/2011} X CV & Single X-field pits.
Tracheids w/ diagonal "checkering"

PITS 0.024 - 0.015 mm in diameter

DRAIN MATTER IN SOME RAY CELLS.

PIT diameters 0.015 - 0.021 (0.024)

3X 773. TANG. RAY CELLS w dark
fill.

775 TAN. ? SECT

Some TRACH. PITS.
ON TANG WALLS?

Spec of *Aracaryoxylon*
virginianum

Holo Type sp.

Knowlton Number = KN. H

KN #

36 *Arac. virg. Kn.*
from Taylorsville VA
- TRANS AS ILLUST.
in Pl. 7, f. 3.

37. do TANG

38 do RAD.

KN. 37 Radial

wood very poor / x
preserved

WHAT KN. x ILLUST RADIALS
as pits are not so
crowded as in KN. 1857
Pl. 7. f. 2 x 5. and
may well be xls. x.

5/18/2011

NOT PITS. These are
always hexagonal in
outline but some times
are elongate. *

KN. 38 Though labelled as
radial in KN's book
is actually Tau abundant
& has an equally abundant
set of "pits".

This is a poorly preserved
set of wood & slides w/
artifacts (XIS) instead of
pits.

* KN 37 again

There are ~~set~~ in two small
areas what appear to be
2 files (single) of poorly
pres. hex. pits.
& 2 sets of double serrate,

all hex. pits of the
ARACHNID TYPE

No x-field pits
observed.

Kn. 38 again

There are STRS. looking
like the 'pits' in the
final comment of Kn.
37. above as well.

That is small diameter
 $\sim 1/2$ width of Tracheid
but these are on the
cany. walls!

Figs 2, 4-5 of Kn. Bull. 32
pt. 7 are NOT like
the ~~most~~ actual slides
upon which they are
supposedly based.

all longi sections filled
w/ x-line artifacts.

5/18/2011

Type Collection
Under Knowlton 1889

3654 *Araucarioxylon*
virginicum Km.
USGS Bull 56. p. 50, pl. 7
figs. 2-5

also 19th ANN RPT USGS
PL. 2 p 516
pl. 52, figs. 7-10 1899

9 pieces of wood largest
5 x 2 1/2 x 2 1/2 inches

7 sawn blanks
Color 1E brownish tan

Label in entry reads, "Sulphur
wood from Raetic in first
ry cut S. of Little
min [3] vein, Taylorsville."
"No. 3"

"*Araucarioxylon*
virginicum"

5/19/2011 AZ The SI
w SCOTT Wing.

On the holotype of
Aravcarioxylum Virginianum

- Some very few limited
areas of ~~pit~~ Aravcaroid
LEACH-PITTING appear to
be present. These are $\sim 1/2$
the width of the tracheids.
BUT they are more ragged
~~and~~ I am suspicious of
them. In particular
somewhat similar structures
were found in the tangential
section (Knowlton #38)
These str. have often have
several rings w/in the margin

5/21/2011

OB N.C. STATE UNIVERSITY
Raleigh, N.C.
For MID-CONTINENT
Paleobotanical Colloquium

5/22/2011 Loc 11-4

Field Trip

Boron Pit

Gulf NC

late Tr. Karriyan

PEKIN Fm

Eoginkgites SYDNEYI

Neocalamites

Pseudoceras

Pterophyllum sp

Pekinopteris auriculata

Description in accompanying
guidebook

5/26/2011

9:30 AM Tel. Conv. w/ Dave
Blersch (cell 203-228-8081)
who told me (g.d.m.) that the
petrified wood coll. he ~~mentioned~~
& Betsy mentioned on 5/14
was actually collected by
Stewart Somers' father
and that it had been dispersed
to Conn & a collector
on Old Poverty Rd (Bill
Berrett) per a conversation
he had w/ S. Somers on 5/15.

D.B. also told me that
a neighbor across the
road from the Tervon
Becker House (at 174
Horse Fence Hill Rd.) has been
finding wood for many years
in the soils on his property.

5/26/2011 Tell com. w. S. Somers
9:45 a.m. Called STEWART Somers
of South Britain (203-264-3567)
p.d.m. ~~was~~ That his father
Franklin Charles Somers was
a well driller who worked over
much of New England and had
amassed a large coll. of rx,
incl. petrified wood from
Southbury. Unfortunately this
coll. did NOT have any locality
data w/it. "My father knew
where they came from but
did NOT write it down" per
S. Somers. When his father died
~1980, ~~the coll.~~ several people
"from Yale and UConn" came to
see ~~it~~ the coll. but refused
to take it. S. Somers then
gave the remainder to Bill
Barrett on Old Poverty Rd.
This is the same elderly
gent who lent us a piece
of wood in October of 2009.

Mr. S. Somers was the Town
Surveyor and a civil engineer

10/31/11

AZ SI

Fern Sampling

Sample #

10-31-11-1 From SLW 0711

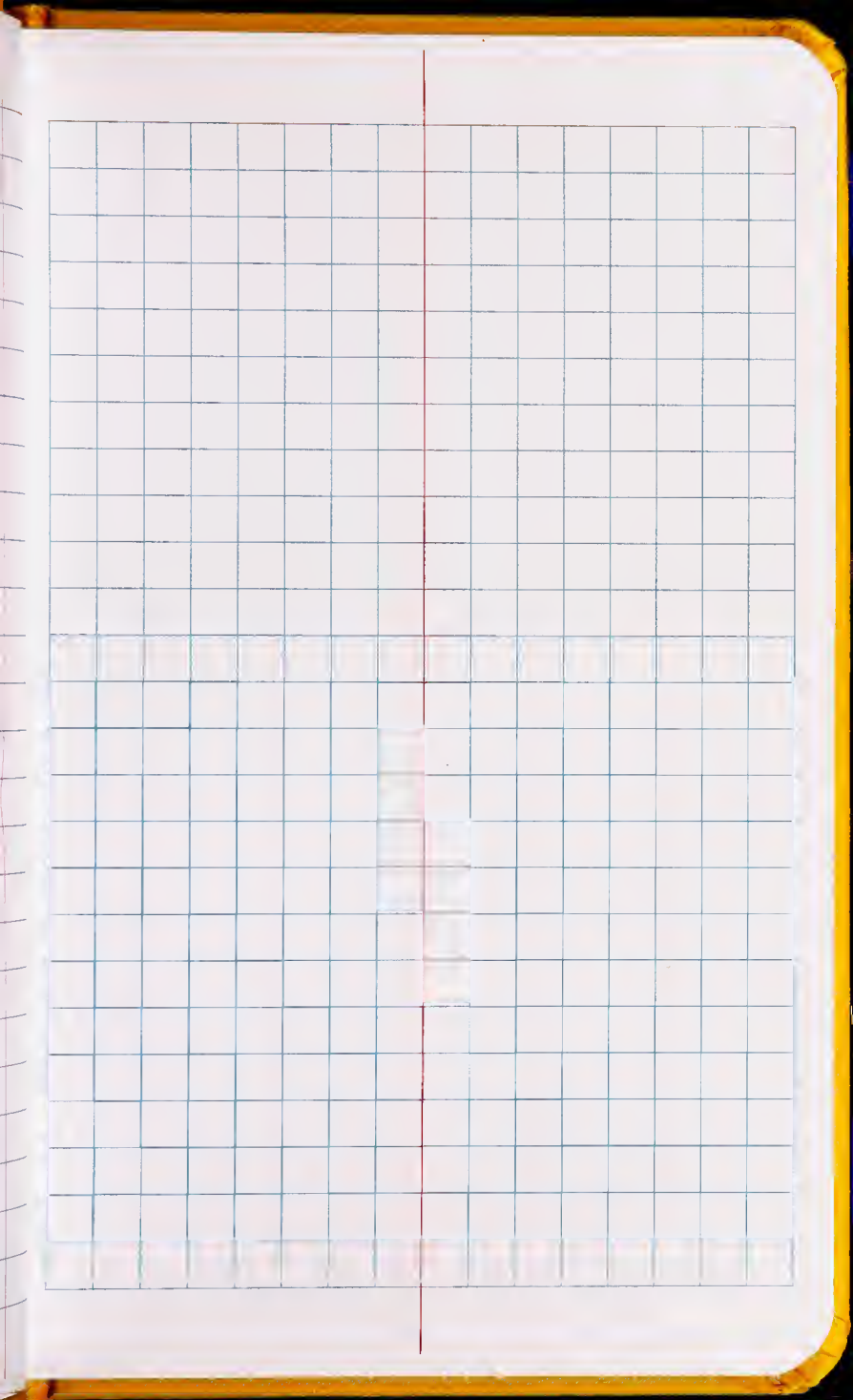
indicated on rock by letter


"S" →

LOCATION

326-4









SOKKIA

1071

MADE IN CHINA