

Bermuda

#5

1939

v p  
Gandy


(3)

5-7-29 *Brassica integrifolia*. O. E.  
Schulz p 151 Fl. v. well advanced fr.  
Garden of Valley Forge so. of B. V. This seems  
undoubted. For English Mustard  
of 2-4-27 & 3-12-27 see *B. juncea*, Cross or  
poss. *B. alba* Rabenh. BM of C. P. 304.  
Plant  $4\frac{1}{2}$  ft tall glaucous. Branches of  
with 20 in high.

x

5-6-29

Fl. Mayflower Shrub at least 7 feet 10 ft.  
Tips of branches light green grayish  
with low, <sup>small</sup> tubercles in 4 lines, mostly  
because of <sup>slight</sup> enlargement above each  
pair of lvs. Lvs opp, elliptic to  $9 \times 2\frac{3}{4}$  in,  
entire, proabacute at apex (but most  
lvs. have apex damaged.) narrowed  
at base, dark green & shining glabrous  
looking above but has short scattered  
hairs (20x) above & is pubescent on  
veins above & beneath. The grooved mid-

ret & lateral veins conspicuous above  
& still more so below the mid-rib  
being rounded & whitish. Young lvs  
pubescent both sides esp. towards base  
below. Young twigs <sup>close</sup> pubescent. Petiole  
pubescent 1 in long. Infl. axillary spikes  
Peduncle 2 in spikes 2-3 in, hence  
shorter than subtending lf. Spikes  
erect making slight angle with  
peduncle. Bracts <sup>perianth</sup> very conspicuous,  
each fl. being subtended by a large  $\frac{5}{8}$ - $\frac{3}{4}$   
 $\times$   $\frac{3}{8}$ - $\frac{1}{2}$  in ~~long~~ ovate, acute or obtuse bract.  
Bract light green, definitely but not con-  
spicuously veined. Inside this attach-  
ed laterally at base of calyx are 2 lance-  
olate bracts  $\frac{1}{2}$  in long. Calyx almost  $\frac{1}{2}$  in  
of 5 narrow oblong lobes, triangular at  
apex, inside glabrous & shining,  
but edges inside & outside white  
wooly. (20x) Corolla tube hidden  
by bract is stoutish 

$\frac{1}{2}$  in long to sinus. Limb strongly  
2-lipped. Upper lip strongly curved  
forward  $\frac{3}{4}$  in long,  $\frac{1}{2}$  in broad at base,  
 $\frac{1}{4}$  in broad at tip, strongly <sup>2-</sup>nerve dors  
center forming <sup>narrow</sup> groove with <sup>parallel</sup> 3 ~~stated~~  
nerves on each side. Pubescent on  
back, white, the back tinged greenish,  
the inside with the 6 side nerves  
purple & the purple fleckings. Tip  
to blunt & slightly emarginate.  
Lower lip  $\frac{3}{4}$  in  $\times$   $\frac{3}{4}$  in, strongly curved  
forward with 3 equal oblong lobes,  
the middle lobe <sup>concave</sup> ~~marked~~ marked  
purple with pinate veins. Stamens  
2, staminodes 0. Anthers on broadish  
connective & pointed at base. Style  
filiform simple, the terminal obscure-  
ly 2 lobed stigma no larger than style.  
Style & stamens a little shorter than  
upper lip. Ovary <sup>flattened, pubescent</sup> seated in disk, 2-  
celled with 2 ovules on ~~parallel~~  
axile placentae in each cell.  
One anther cell seems to stand higher

than the other. Stamens attached about  $\frac{2}{3}$  of way up from base of tube to sinus in a fold in line with sinus, point of attachment hairy (as are other folds in tube at this length). This suggests *Beloperone* B.M. & P. 705 but evidently not *B. B. guttata*. or poss. a *Justicia*. Internodes at ends of twigs  $\frac{3}{4}$  -  $\frac{1}{4}$  in. Fls of sp. giving spikes 4 sided look.

X  
5-6-29

Mayflower Iris-like clumps of plants with withered remains of fls. Mr. Cox says "like iris" and (if correctly remembered) "fls. blue & yellow". Fls seem to be several borne on flat winged stem  $\frac{1}{8}$  in broad, which is prolonged above fls in a lf  $1\frac{1}{2}$  in long,  $\frac{1}{2}$  in broad narrowing to acute apex. This is

prob a terminal spathe since a deep groove in one of its edges at base bears the fls. (cf. *Seymouria*) Fl 3, 2 on short flat pedicels, the 3<sup>rd</sup> sessile, 2 -  $2\frac{1}{4}$  in long. Each fl prob enclosed in ~~st~~ conduplicate bracts but number & shape of perianth parts not easily ~~seen~~ determined, they seem to be all alike oblong 2 in x  $\frac{3}{8}$  -  $\frac{3}{4}$  in folded together conduplicate, with what may be flat stamens <sup>2 in long</sup> intermixed. Poss. filament is jointed near top, the upper part & anthers being deciduous. No tube to perianth as seen & no signs of ♀ parts of fl. 5-14-29 St. Pauls Child Fr. See 5-14-29. See *Mirica caerulea* Ker S.C.H. p 190 p 7

5-6-29 *Dombeya*

Mayflower called *Cassonia* by Mr. Cox. Withered fls & fr. Lvs to 9 x 9 in. Lvs densely starry pubescent ~~below~~ beneath, above lvs so with (seemingly) some

straight hairs intermixed.

Young growth i.e. lvs above & petioles show minute crimson glands (20x)

Fls an umbel of 10 on a slender peduncle at least 4 in long, pedicels  $1\frac{1}{4}$ - $1\frac{3}{4}$  in long. Petals 1 in long. Calyx  $\frac{3}{4}$  in long divided nearly to base into lanceolate, acuminate segments.

Stipules  $1 \times \frac{3}{8}$  in, ovate & long acuminate but inequilateral thus:



Hairs not stellate. Stipules persistent at least not early deciduous

Lvs 3 lobed at apex then rounded to the sinus  $1\frac{1}{2}$  in deep in largest lvs as narrow that edges of lf overlap. Lf low <sup>but definitely</sup> toothed. Orules always more than 2 in each cell usually 4.

X 10 pedicels bore single flo but 1 bore 4 fls <sup>at its apex:</sup> sessile the other 3 on stalks  $\frac{1}{4}$ - $\frac{1}{2}$  in long forming an umbellete. This is prob same as 2-5-27 and 2-22-27.

Fl would be about 2 in. across  
Does not seem to be in B.M.J.C.P.

X  
5-6-29 *Trachelospermum divaricatum* K. Schum p 295 = *T. jasminoides* seen B.M.J.C.P. 603. Fl. May flower. Proceeding clockwise around fl the 1st edge of corolla lobe is entire except for <sup>recurved</sup> 1 tooth (this shows plainly in bud) which later is reflexed, the next edge is rounded & fluted. Corolla  $\frac{7}{8}$  in across, white, very fragrant. Vine very slender.

5-6-29 "Nolanda" by Mr. Cox. Fl.

May flower. This is same as seen <sup>4-12-27</sup> 2-2-29 at St. Geo. P. G. labeled "*Caryocarpus gangetica*" - differing only as follows: Lvs (only those on fl. twigs collected) not firm & shining but pubescent (20x) above & below.

base obtuse or rounded not cordate  
1 fl. unfolded lower lobe, lower left,  
lower right, upper right, upper left.  
Ovary flattened at rt angles to div.  
wall bet cells which is in line  
with anterior posterior axis of fl.  $\odot$   
(Ovary does pedicel twist a little in  
pt to produce the "lower valve" effect  
of 3-9-29? not necessary as capsule  
opens loculicidally) Corolla  $\frac{1}{2}$  long  
overall  $\times 1$  in wide. The two stamens  
of each pair united for short distance  
at base. See Mackya B.M.J.C.P. 703.

5-6-29 Leonotis

Fl. May flower. Do not think the same as  
4-29-27 and very likely L. Leonurus P. Be  
B.M.J.C.P. 647 tho dif. in some char. Lvs  
lanceolate (upper 12 in of st. only  
gathered)  $3 \times \frac{1}{2}$  in, acute, tapered to

base. entire toward base but from  
a little below middle serrate, pubes-  
cence rather harsh. Infl in dense  
axillary whorls, the fls short ped-  
icelled or almost sessile. Bracts at  
base of infl many subulate not  
more than  $\frac{3}{8}$  in <sup>usually  $\frac{1}{4}$  in</sup> much shorter  
<sub>in appearance</sub> than calyx tube (see B.M.J.C.P.) deflexed  
& curving upward so that they  
reach hardly to base of calyx tube.  
Calyx tube almost  $\frac{1}{2}$  in in infl with  
10 short sharp pointed teeth & being  
smaller than the others. Corolla  
2 in overall of which the upper  $\frac{3}{4}$  in  
is the oblong erect upper lip, the  
deflexed lower lip consisting of  
3 triangular lobes  $\frac{1}{8}$  -  $\frac{3}{16}$  in long.  
Corolla densely orange pubescent.  
Corolla outside, calyx outside  
& tops of the 3 angled bract divisions  
densely covered with white  
spherical glands (20x)

X

5-6-29 *Salvia frutescens* L p 327  
 B.M. & C.P. 638 Fl. Mayflower. Mr. Cox  
 says "ordinary garden sage". Floral  
 brs are concave esp. in bud making  
 a little boat in which bud lies.  
 Whorled few fld. Calyx gray green  
not purple tinged. Teeth sharp  
 pointed but hardly "subulate  
 acuminate" the two lower very  
little longer than the 3 upper.  
 Corolla rather more than  $\frac{3}{4}$  in seems  
 larger than as seen at home. Con-  
 nective <sup>about  $\frac{3}{16}$  in</sup> much shorter than in  
 some *Salvias* studied so that  
 the anthers of some on anterior  
 portions are visible above base of  
 upper lip. Disk purple Calyx & Corolla  
 glandular dotted.

5-6-29 *Thymus vulgaris*, L p 331  
 B.M. & C.P. 642 Fl. Mayflower. Upper

teeth of calyx triangular not  
 lanceolate. Upper lip of corolla  
 short & broad & not deeply divided.  
 Lower lip of 3 spreading about equal  
 lobes so that to eye corolla limb  
 looks 4 parted. Corolla limb  $\frac{1}{2}$  in across  
 Disk relatively high. Anthers very  
 long on short filaments low in  
 tube.

X

5-6-29 *Dendropogon usneoides*,  
 Raf. p 65. Fl. Mayflower. The 3 petals  
 olive-drab. Ovary superior. Perianth  
 parts distinct. Petal about  $\frac{1}{4}$  in long,  
 fl about  $\frac{1}{8}$  in across.

5-6-29 <sup>?</sup>*Fatsia japonica*, Decne & Planch  
 B.M. & C.P. 539 No fl or fr. Mayflower called  
 "Aralia Sieboldi" by Mr. Cox. Lf very  
 firm, glabrous, the mid vein of the seg-  
 ments lighter & prominent above & beneath.

?

5-6-29 *Cassia ligustrina* L p 171  
Fl. Mayflower. Same as 4-29-29 at  
Miss Hunter's in st & lvs. (petiole gland  
sometimes  $\frac{3}{16}$  in) Fl rich yellow 1 in  
across, opening nearly flat. Sepals  
yellowish green, <sup>yellow in bud.</sup> concave, somewhat  
finely ciliate. Pedicels  $\frac{5}{8}$  in, falling  
readily from rachis & from base of fl.  
Racemes axillary at ends of branches  
shorter than the subtending lvs,  
few fld. St. (upper 8 in) ridged &  
sparsely hairy with white straight  
hairs. Same 5-7-29 Valley Way only  
lvs & twigs collected. No fls seen. has  
stipules lanceolate, curved, 4 mm  
x 1.5 mm, caducous. See 5-14-29

5-6-29 *Passiflora stipulata* Aubl p 253  
Fl. Mayflower. Lvs <sup>deeply</sup> 3 lobed entire. St.  
reddish angled (not 4, seems 5 angled)

Petioles  <sup>$\frac{3}{4}$  in long</sup> red, with 2 glands (they are  
raised & prob would be called stalked)  
about midway, truncate or subcordate  
at base. Stipules foliaceous  $\frac{3}{4}$  in x  
 $\frac{3}{8}$  in, very inequilateral, subulate  
tipped Fl practically white. Sepals  
white inside with subulate appendage  
on back below tip. This seems to be  
the common sp. in Bermuda varying  
in color from rose purple to white.  
Evidently not in B.M. & C.P. Prob the  
same as seen 3-23-29 St. John's  
Churchyard. Corona consists of long  
fleshy filaments (not nearly as long  
as petals prob more than  $\frac{1}{2}$  & less than  $\frac{2}{3}$   
as long), <sup>(2)</sup> at their base a short fringe  
<sup>(3)</sup> around base of style a still shorter  
fringe. Stalk of ovary base disk-like  
ring around it about  $\frac{1}{3}$  of its distance  
above the base.



5-6-29 *Cestrum nocturnum* L p 661  
Bud Mayflower. Called "Night-flowering  
jessamine" by Mr. Cox. St. (upper 12 in)  
light green, not angular tho a little  
twisted & not perfectly straight & beets  
Lvs to  $7 \times 1\frac{1}{2}$  -  $1\frac{3}{4}$  in. lanceolate, acute or  
acuminate, entire, tapering or  
rounded at base, Petioles  $\frac{1}{2}$  in or less.  
Fls "yellowish,  
very fragrant at night" in short  
axillary panicles. Fl almost sessile  
on pedicels  $\frac{1}{16}$  in or less. Calyx tubular  
 $\frac{1}{8}$  in. Calyx 5-toothed (the beets varying  
in size in dif fl.) Each fl subtended  
by narrow bract about the length  
of calyx. Corolla tube in bud  $\frac{1}{2}$  in,  
shortly 5-lobed, the lobes in bud valvate  
with the edges folded inward at rt.  
angles. Stamens 5 alt with corolla  
lobes, inserted on tube each filament  
having a little upward projecting  
tooth on inside at opp point where

the filament become free of corolla.  
(filaments very obvious but aduate  
to corolla to base of tube) Anthers very  
definitely tuberculate (20x) Stigma  
capitate wider than the slender  
style. Ovary 2-celled. Pors C. Paqui.  
L'Her see B.M. p. 661. & tho it looks 5-lobed  
from outside. 5-10-29 Same shrub in  
bud at Southlands upper quarry.

5-9-29

"Mexican Sunflower" by Mrs Allan Smith &  
Thurs. Southlands Fr. A shrub or  
tall perennial to 7-10 ft. Very frequent  
in garden "fls yellow". St. glandular  
dotted & densely white hairy. Hairs  
spreading & woolly & rub off leaving  
st glabrous. Lvs alt with large  
foliaceous stipules. Stipules  $\frac{3}{4}$  in  
high x 1 in broad, hence more or less  
oblong but flattened at base, attached  
partly on petiole & partly on st.

almost entire but slightly crenate  
on edge, rounded on top & sides & is  
att. (on the young shoot from base collected)  
strongly 3 nerved & 3 lobed:



the largest on this shoot 10 x 5  
in from base of petiole. Prob  
larger on mature growth.

Lf decurrent at least  $\frac{2}{3}$  of dist.  
ance below the branching of the branches.  
Lf veins dotted above & below. Puber-  
ulent above & decumbent & softly white  
pubescent <sup>not appressed.</sup> below. Infl a panicle  
Pedicels to 5 in enlarged at tip.

Invol. bracts present but difficult  
to describe. Receptacle conic. Scales  
keeled, 3 lobed at top, the middle  
lobe produced into sharp point  
perhaps pubescent. Achenes of dial  
fls appressed pubescent  $\frac{3}{8}$  in long  
including the <sup>plumate</sup> crown which is  
produced on the 2 edges into awn-  
like points.

All the achenes opened proved to  
be empty tho containing what  
was probably dried remains of ovary.  
Curl'd lvs. have resinous smell.

5-9-29 Punenta Punenta, Cochell  
p 263. U.B.M. & C.P. 537 Fl (the 1st seen tho  
buds have been long evident) Southland  
near entrance.

X

5-9-29

Southlands. A woody vine in upper  
quarry lvs. just coming out. No fls fr.  
2 in whorls of 4 leaving when they  
fall very definite raised scars  
2 lanceolate to  $3\frac{1}{2}$  x 1 in, acuminate  
narrowed to base, entire, edges re-  
volute, glabrous, firm. Petiole  $\frac{1}{6}$  in  
red above, bent upward from the  
protruding scar. St brown smooth.  
Veins anastomosing forming de-

finite line around edge. Lvs light yellowish green. In axill of each lvs are a number perhaps 13-15 small fleshy projections which may be buds but which show dried above the scars of fallen lvs. These are sticky as is the unfolding tips of the twig.

(1) #172 NY B.G.  
5-9-29 *Mauandya Barclayana*, *ind*  
p 347 & *M. scandens* Pers. p 346 Both in  
(2) #173 NY B.G.  
fl Southlands on wall on western  
drive (1) is deep violet (2) pinkish  
lavender. (1) has calyx lobes nar-  
rower & longer than (2) densely gland-  
pubescent outside the lobes inclined  
to be purple tinged. 2 has calyx  
lobes green very slightly or not at  
all gland-pub. outside. Stamens  
& ovary seem alike in glandular  
char & calyx lobes inside of both

are slightly gland-pubescent.  
Spec of both preserved.

X

5-9-29 *Asparagus Sprengeri*, Regel  
p 78 B.M.F.C. P 167 Southlands. Fl. seems  
to be this & not *A. scandens*, though  
in spite of fact that cladodes are  
frequently less than  $\frac{1}{2}$  in & never  
more than  $\frac{5}{8}$  in long, since fls  
are in racemes (to  $\frac{1}{2}$  in), lvs us-  
ually straight & only slightly if at  
all curved & scales spiniferous.  
Fls are white; perianth, ovary, style  
& filaments, & have pinkish cast  
only because of the bright orange  
anthers. Fl  $\frac{1}{8}$  in long x  $\frac{3}{16}$  in wide on  
jointed pedicels never more than  
 $\frac{3}{16}$  in long. Plant grew in poor soil  
under Purple Bauhinia tree  
west of bridge. Each fl subtended  
by ~~bract~~ <sup>bractlet</sup> bract as long as lower  
joint of pedicel. No fragrance

noticed.

X ?  
p 79  
5-9-29 Atamocoe Atamocoe, <sup>same</sup>  
Fl. Southlands. Scape 6-10 in. hollow.  
Fl. <sup>3/4</sup> <sup>from top of ovary</sup> in high, on pedicel not more  
than 1/4 in which with ovary is includ-  
ed in spathe 1 1/2 - 1 3/4 in high. Tube of jaw-  
cants 2 in high. Perianth white or  
perhaps faintly tinged pink but looking  
pinkish on fading. Shape of fl like  
A. tubispatha & not like A. Atamocoe  
in ill as to perianth segments but not  
cost tube, pedicel & spathe. Stamens  
unequal. Style 3 <sup>lobed</sup> but in each  
cases much ~~below~~ below the sta-  
mens being only 1 in long. Capsule  
~~not yet ripe but feel for full grown~~  
~~under leaf~~  
5/8 in high & equally broad, 3 lobed,  
depressed. Prob this is in BF of B. but  
note the word "usually" in

diag. of A. tubispatha.

X  
5-6-29 Abumon africanum, Button  
p 72 = Agapanthus africanus, Hoffm.  
B.M.C.P. 168 Fl. Mayflower. Perianth seg  
with a strong nerve down center.  
stamens of 2 lengths, declined, stigma  
capitate & the lower 3 about the length of  
style. Ovary oblong 1/2 in long. Oules  
1/2 in in which upper 2/3 is a flat wing.  
63 fl or spec. 5-14-29 St Paul's Chyd. Fl. tall  
3-4 ft. Lvs 2 ft x 1 1/4 in. linear hardly tapering  
to blunt point, concave.

5-6-29 Crinum asiaticum, L p 81  
B.M.C.P. 189. Fl. Mayflower. Prob the same  
as 4-29-29. Pedicel & base of spathe  
valves 2 1/2 in. Tube next to 3 in, seg  
2 1/2 in x 1/4 in. Stamens 2 in. Filaments  
& style reddish esp toward tip but  
not bright red. Anther versatile,  
dorsifixed about 9/16 in long, point  
of attachment 1/4 in way from end

Fls pure white as to seg, greenish  
as to tube. 30 fls in umbel. Scape  
1 1/2 in. Lvs 3/4 in wide.

5-9-29 *Cyperus Papyrus* L p 46 B.M.J.C.P.  
123. Fl. Southlands. Involucere bracts  
5. lanceolate, of dif. lengths the longest 2 1/2 x 1/2  
in the shortest 1 5/8 x 1/4 in, edges rough,  
acuminate. The umbel of numerous  
filiform rays 5-7 in long, sheathed at  
base with <sup>subsidiary</sup> bracts 7/8 in long, four  
sided & rough on edges, 2 edges having  
~~to~~ slightly prolonged nerves.  
Involucel bracts 3 filiform, 3 in long  
subtending 1-3 short awls 1/2 in long  
Spikelets sessile, linear, 1/4 in long, its  
scales pale chestnut with green  
~~exserted~~ mid ribs.

5-9-29 *Cyperus alternifolius*, L p 46  
B.M.J.C.P. 123. Fl v fr. Southlands v 5-6-29  
Mayflower. Involucere lvs on the upper  
3/4 in of culm. in 3 spiral ranks, each  
lf subtending a brown bulbil-like body  
out of which grows 1 of the primary rays.  
to 3 1/2 in long at apex of which are  
umbellets of <sup>(3/4 in. or less)</sup> a sessile head several  
secondary rays bearing digitate  
head (these latter sometimes, somewhat  
compound) Note this dif. from desc. B.M.J.C.P.  
5-7-29 edge of Poquet Marsh. spec smaller  
in all respects. Secondary rays  
fewer & much shorter to 1/4 in only.

5-6-29 *Strelitzia angusta*, Thunb  
Fl. Mayflower, erroneously called Traveler  
Palm by Mr. Cox as by others in Bermuda.  
Plant to 20 ft tall flowering from axils  
of lvs the 1<sup>st</sup> fls from quite low on plant.  
Infl from bract which sheathes ped-  
uncle & extends stiff, bract lanceolate

vacuumate 2-10 in erect above bend  
in peduncle. Peduncle terminates  
in a stiff fleshy boat-like purple  
<sup>spathe</sup> bract 3 in long very acuminate  
or rather this is the lowest of 3 bracts  
the peduncle continuing, completely  
sheathed in its base, & bearing <sup>in this case</sup> 2 other  
<sup>bracts</sup> similar but smaller. These boat-like  
<sup>spathe</sup> bracts bear several fls (the lowest in  
this case) which are hidden in  
bract in bud & become erect in  
flowering, at a time so that inflo.  
is of long duration, each fl subtended  
by broad lanceolate bract almost  
as long as spathe & retained in it.

Flower pedicel sessile. Perianth superior  
to ovary, flat & pedicel like at base  
then divided in 6 parts. The 2 upper  
(sepals) alike 6 in long lanceolate,  
the lower (sepal) narrower strongly  
ly beaked & very acuminate. Of the

3 inner members (petals) the  
upper is about  $\frac{1}{2}$  in ~~wide~~ <sup>wide</sup>  
& obovoid with abrupt, <sup>they "top"</sup> sharp tip.  
the 2 lower <sup>5 in long</sup> conjoining to form an  
arrow-shaped organ (with broad-  
ened infolded base) in the groove  
of which lie stamens & pistil  
Stamens 5, filaments 1+ in, anthers  
 $3\frac{1}{2}$  in long. Style stiff & tough, filiform  
with its  $3\frac{1}{2}$  in style mostly exerted  
beyond the tongue. Ovary hidden in  
spathe 3 in or more long, 3-sided,  
3-celled with many ovules on axile  
placentae. Style 3-branched, the branch-  
es too thoroughly stuck together to be  
separated except in bud. Juice  
has an acid smell. Sepals white  
(not a pure white) petals almost white  
but light blue tinged.

X

5-9-29 Crinum

Fl. Southlands in one of the quarries  
some distance east of bridge. Lvs bright  
green margins wavy esp toward  
base. Edges perhaps rough toward base  
but seem smooth toward tips.  
(Tested by touch only) Lvs long var-  
ieg, <sup>3-3 1/2 in broad.</sup> Scape glaucous, grayish  
purple like, quite a diff color than  
lvs. Fl 1 1/2 in (one umbel), pale rosy  
pink, darker on outside, not fragrant  
Pedicels to 1/2 in, tube curved, slender  
3 in. segment as long or almost as  
<sup>narrower 1/2 in, the broader 3/4 in broad, and</sup>  
long. Stamens pinkish toward top,  
declinate, unequal, the longest  
only a little shorter than segments.  
Anthers from an arc  $\cap$  diff in this  
from *C. asiaticum* of 5-6-29 and  
*C. amabile* of 1-12-27 Style red, declined  
as long as segments. Stigma  
red, 3-lobed. Evidently not in  
B.F. & B. See B.M. & C. P 182. Seems

to combine char of *C. longiflorum*,  
thrust v *C. Moorei* Hookf. but not ex-  
actly *C. Powellii*.

X

5-9-29

Small tree Southlands no flor fr. Lf  
collected. Lf. evenly bi-pinnate.  
Rachis v petiole 5 1/4 in, from tips of  
terminal  $\times$  lfts to base of petiole 7 in.  
Pairs of pinnae 4 the lower 3 almost  
at rt. angles with rachis, v the upper  
forming  $\sphericalangle$  of about 45° between them  
3 conical, acuminate stipule-like  
organs, <sup>on rachis,</sup> but each ~~from~~ 2 pinnae  
~~v~~ ~~is~~ ~~1~~ behind each pinna. The 3  
remaining on rachis ~~enclosed~~  
on each side v between the depressed  
scars of the pinna which ~~detach~~  
easily. These not gland like.  
Lfts 4 pair on basal pinnae to 6 pair  
on upper pinnae, usually of p  
sometimes a little scattered.

lfts with petioles about 1 mm, with  
similar 3 stipular organs similar  
to those on main rachis except that  
they are smaller & the lateral ones are  
awl shaped without the conical base.  
Lfts very deciduous. Lfts elliptic to  
obovate  $\frac{1}{2} \times \frac{1}{4}$  in below to  $\frac{7}{8} \times \frac{1}{2}$  in on  
upper part, entire, rounded &  
a little emarginate at apex, rounded  
or obtuse at base, somewhat inequi-  
lateral. Whole lf light green & glabrous.

?  
5-11-29 *Gasminum Sambac*. Act p 288  
BMG C.P. 594. Vine in bud & 1<sup>st</sup> more or less  
malformed fl. B.V. on trellis at back door  
& hallway. Lvs to  $2\frac{3}{8} \times 1\frac{1}{4}$  in. Calyx teeth  
& linear (or malformed) usually folded  
down center.  $\frac{3}{8}$  in long at most, hairy  
inside, more or less so outside!  
but approaching glabrous. Pedicels  
pubescent. Fl somewhat doubled.

Corolla lobes obtuse. St pubescent.  
Fl. fragrant. Prob this. 1-29-27 was low  
& straggly shrubby, may have been this  
cut back & hence flowering in Jan.

X  
5-11-29 ~~*Strobilanthus isophyllus* F.~~  
Anders. p 357 BMG C.P. 700. B.V. Garden  
1<sup>st</sup> fl of season. Pedicel & calyx <sup>outside</sup> densely  
covered with atalbed glands, <sup>hairy inside</sup> Corolla  
in high  $\times \frac{5}{8}$  in across. Tube narrow at  
base but enlarged & curved above.  
Stamens 4, their bases of filaments  
barely connected, anthers pointed at  
base. Position of stamens indicated  
by being protuberance. Anthers & pollen  
white. Corolla dull blue, lighter on lobes.  
Pubescent & slightly glandular out-  
side. Stigma with 1 long recurved  
lobe & 1 very short erect lobe. Ovary in  
disk,  $\frac{1}{8}$  in high, 2-celled, ovules 13 in each  
cell on axile placentae. Corolla  
twisted in bud.



Perhaps *Ruellia malacosperma*,  
 Greenm p 701. BMJCPA. Infl. cymose,  
 each cyme with 2 linear bracts.  
 5-16-29 Well advanced fr from same  
 plant  $\frac{7}{8}$  in  $\times$   $\frac{9}{16}$  in almost cylindrical  
 but widest about middle rather  
 narrowly tapering to base, tip with  
 short beak. 2 celled, <sup>loculicidally</sup> 2 valved, ovules  
 (all developing) 8 in each cell, flat  
 borne on slender hooks. Ovary not  
 stipitate. Infl axillary, the florettes  
 solitary or on slender pedicels.



with 2 small bracts at each  
 fork. Perhaps there was once  
 a fl in each fork. Infl is cymose  
 (this compound infl studied from remains  
 only) & is glabrous except a little hairy  
 at base & at glabrous except on line con-  
 necting bases of lvs. ~~Stems~~ rather  
 bluntly  $\angle$  angled.

5-9-29

Southlands Fr only from plant thought  
 to be *Hippocrepis*. But seeds are  
 black, very flat  $\frac{7}{8}$  in long  $\times$  almost as  
 broad, winged all around by very  
 thin membrane, the seed itself when  
 membrane is removed being white  
 $\frac{7}{16}$  in long  $\times$   $\frac{3}{8}$  + in wide. Could this  
 be fr of *Sprellaeria formosissima*,  
 Herb. BMJCP 181. (Taken from bed around  
 sundial where Mrs. Allan Smith said  
 "Jacobean-lilies" were growing). Pod  
 erect, top-shaped,  $1\frac{1}{4}$  in wide at  
 base & strongly 3 lobed tapering to  
 apex. Remains of withered perianth  
 firmly attached to apex. Scape is  
 hollow to base of fr. so it cannot be  
*Hippocrepis* whose pedicels are  
 solid.

???

5-9-29 *Elaeagnus pungens* Thunb.  
 BMJCP. 529 Southlands no fl or fr.

Twig collected. Shrub with practically no trunk but long to 10 ft drooping branches. (Perhaps var *reflexa*, Rehd.)  
Char as underlined. Very prob. this.  
Collected also 4-11-29.

X  
5-11-29 *Origanum Marjorana*, L p 331  
= *Marjorana hortensis*, Moench B. H. G. P.  
650 Fl. from Hilda's garden. Lvs to  $\frac{3}{4} \times \frac{7}{16}$   
in. Infl compound, the terminating  
in what looks like clusters of little  
green scaly balls. These balls scales  
are the sub-orbicular subtending  
bracts. Calyx is much like the bract  
(turned the other way up) having no  
under lip at all. Corolla white, flatter-  
ed as it peeps out bet. calyx & bract.  
The five lobes almost equal but  
the 2 upper erect while the <sup>other</sup> 3  
~~lower~~ forming the lower lip are  
spreading. Stamens with white


filaments & anthers exerted usually  
at sunrise. upper & lower lip increas-  
ing the flattened effect.

5-7-29 *Psychotria ligustrifolia*, Millsp  
p 363. Budo Paget Marsh

5-6-29 *Hibiscus*

Fl. Mayflower "from seeds imported  
for Hawaii" says Mr. Cox. Fl yellow but  
not studied till faded. St. gray &  
smooth. Lvs. firmer, broader, less  
sharply notched, less pointed at  
each end than those of *H. Rosa-*  
*siniensis* collected 5-11-29 outside  
kitchen door of B.V. Lvs broadly ovate  
to  $3 \times 2\frac{1}{2}$  in, firm, glabrous but not  
shining above. Same color beneath  
& glabrous except for occasional  
starry pubescence on veins beneath  
(the same sort of pubescence seen on

*H. Rosa-sinensis*). Obtuse or broadly acute at apex & rounded or subcordate at base. 5-7 nerved. entire below but low crenate from the middle or below. Peduncle jointed (as in *H. Rosa-sinensis*) Involucre bracts linear, 7 (1 fl only studied)  $\frac{1}{2}$  in long, calyx 1 in long cut  $\frac{1}{2}$  way into 5 broadly lanceolate lobes. Calyx lobes finely pubescent inside, esp. toward tip & edges. Calyx shows signs of starry pubescence outside (as in *H. Rosa-sinensis*) Ovary softly pubescent esp. toward top. Corolla about 3 in long.

5-6-29 *Cryptostegia grandiflora* P. Be p 297 B.M.F.C.R 608. (See 4-29-29) May flower  
Fr. Follicles 3 spreading almost at right angles to each other at apex   
3 in long &  $1\frac{1}{2}$  wide across top and as wide or almost so on the other

two 2 faces, the 3 angles esp. the upper 2 winged. Seeds like milkweed seeds.

#168 N.Y.B.G.

5-7-29 <sup>??</sup> *Centella asiatica*. Urban p 273  
Fl & bud Paget Marsh. Evidently *Centella*  
but as 3-16-20-27 & 4-5-29 Lvs have  
~~was~~ deep veins so narrow that margin  
often overlaps. Bracts of involucre 2, broadly  
ovate, <sup>almost</sup> 3 mm long x 3.5 mm wide. Umbellet  
of 3 almost sessile fls. Petals  
6, greenish with purple edges, esp on  
back, edges minutely jagged but  
petal ~~not~~ acute not emarginate  
or with inflexed tips. Stamens 6,  
anthers purple. Petals ovate 1.5 mm  
long & equally broad, not clawed but  
subcordate at base, with more or  
less evident ridge down center of inside  
Ovary at anthesis about 2 mm high  
x 3 mm wide, glabrous except for  
a few long spreading hairs on edges

Pedicels  $\frac{1}{2}$  in or much less. Styles shorter than filaments. Typically  $1\frac{3}{4} \times \frac{1}{2}$  in the sinus being  $\frac{1}{2}$  in deep.

5-9-29 <sup>2</sup> *Demoseria liliacea*, Nyman p 34. Young fr. Southlands growing with *Casparagus Sprengeri* by purple *Bauhinia*. Spikelets  $\approx 20$  secund on under side of leaf. Spikelets not quite sessile, having pedicel  $\frac{1}{2}$  mm. & occasionally caps toward base spikelets are in 2's one having pedicel  $\frac{1}{2}$  of 2 mm. Plant  $2\frac{1}{4}$  in high. Lf blades to  $\frac{1}{4}$  in very narrow. Ligule 1.5+ mm long. Spikes 1- $1\frac{1}{4}$  in long.

5-9-29 Plant thought to be *Antholyza aethiopica*, L. has <sup>smooth</sup> red seeds,  $\frac{3}{16} \times \frac{1}{8}$  in  $\times \frac{1}{16}$  in the cells apparently not containing more than 2-3 or 4 seeds. Caps

loculicidal. Southlands. Capsule  $\frac{7}{16}$  in high. Fl stalk enclosed in lvs to near top.

5-9-29 <sup>?</sup> *Chrysophyllum Cainito*, L. p 385. B.M.C.P 590. Southlands. No fl or fr. Plant only 2-3 ft high. Lvs  $2\frac{1}{2} \times 1\frac{1}{2}$  in oval abruptly acute, base obtuse entire dark green & shining above. Beneath beautifully silver brown silky. Petioles & twigs also brown tomentose esp on lower side. Lvs with many parallel cross veins, noticeable esp. below. Lf conduplicate in aestivation & green & glabrous inside from the beginning. \* In upper quarry, seen there 4 27.

5-9-29 *Lonicera japonica*, Thunb p 372 B.M.C.P 726. Fl. Southlands lvs pubescent both sides. Corolla glandular pubescent outside. Bractlets & calyx lobes conspic-

usually ciliate. Ovary 3-celled.

X

5-9-29

Southlands Shrub no fl or fr. prod  
Liquatrum. Prob seen elsewhere  
i.e. on west side of middle rd shortly  
west of Valley Way. St. glabrous but  
young at roughish to touch with  
minute circular lenticels. Lvs  
opp. glabrous, ovate to  $2\frac{1}{4} \times 1$  in, bluntly  
acute, cuneate at base, thick, crested,  
each rounded tooth bearing at first  
a small black mucron in sinus,  
dark green above, lighter below. At this  
season scaly pointed buds very  
conspicuous in axils, scales being  
glabrous but inconspicuously  
brown ciliate. At base of bud on each  
side is remains of what might  
be a <sup>tiny</sup> fimbriate brown stipule.

Branches grow upright & wand  
like cf with *L. ovalifolium* at home.

5-9-29 *Salvia coccinea*, L. p 326  
BMJC.P.640 Fl. Southlands cult.

5-9-29 *Jatropha multifida*, L. ~~Bur~~  
p 211. Buds. Stamens 8. Calyx lobes  
5 ~~lobes~~ Petals 5 convolute in bud.

5-9-29 *Polygonum hortorum*, Bailey. BMJC.P.  
435 Fr. Southlands. Valves coiling, ovary  
pubescent. Seed finely wrinkled.

5-9-29 *Bauhinia*

Fl & unripe fr. Southlands, the purple  
fld tree at west end of bridge. Fl to 4 in across  
Lvs to  $4\frac{1}{2}$  long  $\times$   $5\frac{1}{4}$  wide often cliff only  
 $\frac{1}{4}$  or less of length. Lobes rounded not

obtuse or acute. Veins 11 to 13 (if 13 the 2 outside not prominent) Fr very flat, varying in width in same pod. Prob. none on tree were over 8 in.

Remains of fl cling to pedicel at base of fr. stalk. Pod glabrous except for few hairs on edges & shows no signs of the glandular bodies on ovary.

5-9-29 *Lantana Sellowiana*, Link & Otto.  
Fl. Southlands. Same plant as 4-11-29 but a better spec.

?  
5-6-29 *Senecio Cineraria*, DC. p 396  
B.M.J.C.P. 784 Mayflower no fl or fr. "Fl yellow" says Mr. Cox. The oblong obtuse segments somewhat lobed esp on lower side. Lvs densely white woolly both sides but less so above.

?  
5-6-29 *Andropogon Schoenanthus*, L  
p 10 = *Cymbopogon* — Spreng. B.M.J.C.P. 108  
Mayflower. no fl or fr. Lvs gray green, mid-rib whitish & other veins obvious glabrous, rough on edges, 20 in x  $\frac{7}{8}$  in acuminate. Ligule short & truncate. Crushed lvs have unmistakable lemon odor.

5-6-29

Tree no fl or fr. "Mahogany" by Mr. Cox resembles tree labeled *Siwetaria macrophylla* at Agui Stat in front of dwelling. Lfts 4 pairs ~~or~~ oblong to  $6\frac{3}{4} \times 2\frac{1}{4}$  in, glabrous & shining above, dull below. bluntly acute, entire, inequi at base, lateral veins very strongly marked. (See 3-31-29) Lfts not pinnate the upper side is usually broader than lower.

#139 G.H.  
#140 N.Y.B.G.

\*5-9-29

Grass in fl Southland's along entrance  
drive & perhaps elsewhere. Infl. paniculate  
but (at this stage at least) slender &  
closely erect <sup>tho not exactly</sup>  
& appressed giving effect of spike. Florets  
articulated above glumes. Spikelet <sup>perfect</sup> 2 fld,  
3 mm long overall x 2 mm wide over  
all (its parts spread rather widely) 1<sup>st</sup>  
glume 1 1/2 mm long <sup>very</sup> narrow <sup>part</sup> like  
linear, green, not stiff, folded down its  
mid-nerve which is minutely rough-  
ened, 2<sup>nd</sup> glume 3 mm long x 3 mm  
wide, broadest above middle, <sup>truncated</sup> rounded  
at top concave, with broad hyaline  
margins & green center in which  
3 nerves show very definitely from  
inside, minutely roughened (at least  
on mid-nerve) on back. 1<sup>st</sup> fl. scale 2 1/2  
mm long, narrowly oblong, outside  
minutely pimply (20x84x) & rough  
to the needle points, light green  
except apex which is darker

beaked & a trifle hooded. Only the  
mid-nerve shows faintly from  
within. Palea very free, hyaline,  
delicate, 2 mm long hence shorter  
than lemma, 2 beaked <sup>rough on beaks</sup> (vary 1 1/2<sup>+</sup>  
mm narrow, the upper third  
looking as tho it might be an  
appendage (tuberculate) when grain  
is ripe. Stigmas small. Stamens 3  
anthers white, very small. 2<sup>nd</sup> fl on  
pedicel 3/4 mm and only slightly  
smaller than the 1<sup>st</sup>. Filaments  
very slender. Plants 12-20 in shade,  
light green sheaths & lvs softly  
hairy lf blades 7 cm x 5 mm, acute  
Ligule 1 mm, toothed

5-12-29 in triangle back of Mangrove  
Page #141 R.B.G.

X

BM GCP 267  
5-12-29 *Lycchnis Coeli-rosa*, Desv. p 134  
Fl. Dry Cottage "Viscaria" by Miss Smith.  
Sepals united, base of calyx bractless  
& style 5 hence prob. *Lycchnis*

Only upper 12 in of plant collected (from  
 bouquet) but lvs on that linear or  
 narrowly lanceolate 2 in x  $\frac{3}{16}$  in, acum-  
 inate, minutely toothed on edges, mid-  
 nerve prominent beneath. Infl loosely  
 paniculate or perhaps fls should be  
 considered solitary or branches.  
 Fls on naked spreading peduncles  
 2-3 in long (when a pr. fls appear on  
 what seems a peduncle ~~the~~ the axil  
 of one of them contains a bud. Calyx tube  
 $\frac{9}{16}$  in high, narrow at base, larger in  
 middle & somewhat narrowed again  
 at throat (club shaped?) Strongly 10  
~~are~~ ribbed, the ribs being transversely  
 wrinkled & more or less toothed. Limb  
 of calyx of 5 teeth  $\frac{1}{4}$  in long, these are broad  
 at base with hyaline margins the  
 center dark green (a continuation of  
 a rib) & prolonged into a subulate  
 tip. Fl  $1\frac{3}{8}$  in across rose-red (a pink)  
 each petal notched at apex, with a  
 dark red toothed <sup>erect</sup> scale at throat.  
<sup>styles</sup>  
 Styles 5, about half as long as petals  
 the tips spirally curved (blue white  
 spring). Styles lie flat in same  
 plane as petals (not protruding at  
 rt angles to petals) hairy down inside  
 from tip to base. Stamens 10. Ovules  
 many. Seeds prob will be rough.  
 Plant glabrous, without vesicid  
 patches.

#138 & H.

5-13-29 *Bizya maxima* L. <sup>SI</sup> ~~120~~ BM JCP  
 120 Fl. lawn of Highwood just <sup>east</sup> west of  
 ferry-wharf on no. rd To get east. Spike-  
 let  $\frac{3}{4}$  in x  $\frac{3}{8}$  in. Fl scales besides being  
 hairy on exposed parts are densely  
 papillose hairy on portions covered by  
 the scale beneath. 1<sup>st</sup> glume about 7-nerved  
 narrowed to base, 2<sup>nd</sup> glume about 11-nerved  
 strongly cordate, both purplish at very  
 base. Lemmas 11-nerved.  
 x [but not with oval scales as desc for



25-14-29

the small *Briza*, <sup>3-14-29</sup>] but like  
 thick hairs enlarged at apex. Glumes  
 & lemmas are light bronzy green &  
 mostly hyaline except for the  
 distinct green nerves, which in  
 lemma have a row of minute  
 white dots on each side. Palea  $4 \times 2\frac{1}{2}$  mm  
 as desc 3-14-29 except that it is <sup>finely</sup> ciliate  
 and quite glabrous on back. Anthers  
 white not purple (see 3-14-29) at  
 any stage. Lvs to  $7\frac{3}{4} \times \frac{3}{8}$  in. Ligule  
 $\frac{3}{8}$  in high, milky white, hyaline  
 being a continuation of the similar  
 edges of sheath. Collar purple at  
 least at corners, oblique. Plant glabrous,  
 light green, at base purplish.  
 Note lvs are longer & wider than desc  
 BF & B. & could hardly be called "narrow-  
 ly linear" Plants 18-24 in high

5-13-29 *Pteris Caudata*, L. p 419 ♀  
 Devonshire Marsh. Shows recurved mar-  
 gins plainly. Pinules & rachis hairy  
 beneath. Abundant.

5-13-29  
 Grass, no fls Devonshire Marsh where  
 field cuts into marsh at east end of no.  
 rd common. Seen there 4-1-29. Pr & B  
 is *Holcus halipensis* L. fl. B.M. of CP 105.  
 Since mid rib is white & prominent  
 above, beaded below. Blade many nerved  
 Plant  $4\frac{1}{2}$  ft to tops of lvs. Lvs to  $2\frac{1}{2} \times \frac{5}{8}$  in  
 Sheaths purplish at least at base,  
 glabrous except densely hairy at  
 node, the hairs often rising from  
 enlarged purple bases. Ligule a  
 ring of hairs. Culm  $\frac{5}{16}$  in diam with  
 large white pithy center. Plant gray-  
 ish green.

5-13-29 *Maurandya antirrhiniflora*,  
Willd. p 346 Fl. Middle Devonshire So  
side just beyond Mrs. Dore's. Sepals glabrous  
outside, slightly glandular pubescent  
inside. Corolla glabrous outside &  
pubescent inside only on  
lower lip & somewhat at base. Filaments  
papillose at base & glandular through-  
out most of length except at top. In one  
fl studied stamens evident,  
very small but with rudiments of  
anther.

X 45

5-13-29 *Eupatorium capillifolium*, <sup>p 387</sup> Small  
Devonshire Marsh in path thru marsh  
at so. end near house. Herbaceous  
plant 3 ft high. St. stout, simple  
 $\frac{5}{8}$  mm diam conspicuously covered with  
white spreading hairs. Lvs of p below  
their bases forming ridge around st.  
Alt above each 6 lf in line with

the 1<sup>st</sup> Lower lvs narrowly 3-pinnatifid  
the ultimate lobes short (looks like  
fine lvs member of carrot family)  
Upper lvs 2-pinnate into very long  
linear segs. The whole effect very  
fine fringed inconspicuous with  
the stout hairy st. Lvs 4-4 $\frac{1}{2}$  in inc  
petiole. Petiole hairy the rest of lf tending  
to be glabrous. Upper lvs bear other  
lvs in axils. 5-13-29 Mr. Eugenius Tuill  
calls this "French Fennel"

X

5-13-29 *Echinochloa crus galli*, Beauv.  
p 20. Fl. In cult field no. east corner of  
Devonshire Marsh. Some of the spikelets  
only awn pointed but many others  
with awns 10 in long. 3<sup>rd</sup> scale is  
empty but has palea. Plant not more  
than 2 ft overall.

5-13-29 *Ilex vomitoria*, Ait p 222, B.M.C.P.  
463. Devonshire Marsh. Fl. In path through

marsh 202 3 bushes only. Fls perfect,  
certainly <sup>young</sup> & as fr is copious & the 4 stam-  
ens appear developed. Stigma 4-lobed  
ovary 4-celled. Lf. crenate each tooth tipped  
with black point.

5-13-29 <sup>?</sup> *Potentilla reptans*, L p 164 Hoff  
n. p. Devonshire Marsh no. side & by  
rd so side near Keddermath west of  
B.V. Stipules adnate to petiole for most  
of their length & sheathing. Lvs glabrous  
above & also below except on veins, ciliate  
not "silky".

5-13-29 <sup>?</sup> *Chalcaea exotica* p 202 BMJCP. 444  
Roanmount "Citronella" by Mrs Allan Smith.  
Very young buds & pedicels from  
which fls has dropped. Fls seen  
to be in small clusters. Sepals & petals  
5, stamens 10, style 2-lobed. Fruit  
"a small red berry. Fls come out suddenly  
without buds having been noticed" says  
Mrs. Smith.

X

5-13-29 *Juncus aristulatus*, Michx. p 69  
Devonshire Marsh on path thru marsh. Fl.  
Plants to 3 ft. Sheaths strongly compressed.  
Lvs grasslike but lacking mid vein,  
the lower lvs esp. ~~flat~~ standing in  
same plane as flattened sheath & edge  
on to the culm (as tho the prolongation  
of side of sheath only). Sepals <sup>with broad stripe</sup> green in  
center, brown on edges shortly abv  
pointed but hardly acuminate. Petals  
with broad green stripe in center  
& broad brown margins with whitish  
hyaline edges. Stamens 3, of anthers  
shorter (not much) than filaments.  
Fl heads about 60. Perianth 3 mm long.  
Capsule obovoid but not greatly tapered  
to base. Base of st bulbous thickened & pro-  
ducing white bulb clustered at base

Plants of 8 in high were flowering

5-13-29 *Syntherisma sanguinalis*, Deke  
p 19 Devonshire Marsh no-east end rachis  
& pedicels toothed on edges.

5-13-29 *Capsicola Dactylon*, Kuntze p 36  
Devonshire Marsh no-east end. Ligule  
short, deeply fringed with longer hairs  
(noticeable to eye) just about at base of  
fl. & on front edges of collar.

#149 G.H.

5-13-29 *Polyfargon*  
Devonshire Marsh. Outer scales 2 mm long  
with awns of same length (which suggests  
*P. litoralis*) the 3<sup>rd</sup> scale is "much shorter  
erose-truncate, hyaline, bearing a  
delicate awn, inserted below apex"  
see *P. mouspelieris*. Des & Will.  
But see also ill for *P. litoralis* showing  
awn.

X

5-13-29 *Verberina alba*, L p 399 Fl V  
young fr. Achenes dark with <sup>2 or 3</sup> white  
edges, tuberculate.

5-13-29 *Bramia Monniera*, Drake p 348  
Devonshire Marsh. Corolla almost white.  
Anthers blue. Stamens 4, with position  
of stamens indicate. Ovary single  
Calyx seg. unequal: 1 broadly ovate,  
2 very narrow, the other 2 intermediate  
Stigma obscurely 2-lobed. Corolla  
nearly regular campanulate with  
lobes spreading.

5-13-29 *Senecio repens*, p 267 Fl.  
Devonshire Marsh. This because of linear

bractlets subtending calyx v because the small petals are not "reddish" but a light soft yellow. Stamens 4, Capsule ovary 4-celled v 4 lobed on top. Ovary 5 mm long filling all of calyx tube. The most advanced spec has young capsule 6 mm long (3 lines) while calyx lobes are  $\frac{4}{5}$  mm long. Petals 3 mm long found in all fls studied

# #146 G.H.

5-13-29 *Rynchospora stigmatata*, Chapm. p 53. Fl. Devonshire Marsh. (Certainly not *R. diatans* because lvs not at all filiform) Achene shows <sup>faint</sup> signs of becoming wrinkled v the conic tubercle is faintly hairy Lvs  $\frac{1}{4}$  in wide. Most mature achenes  $1\frac{1}{2}$  mm ( $\frac{3}{4}$  line) long. Scales chestnut brown

5-13-29 *Eleocharis interstincta*, R. & S. p 50. Fl. Devonshire Marsh. Fl. Culms usually about 1 ft high Culms smooth v glaucous not papillate (See 4-1-29)

x

5-13-29 *Erigeron annuus*, Pers p 392 Fl. Roadside on Middle Rd Devonshire at the 2 branches west of church. Beacts with long white hairs that are evident to eye in bud.

5-13-29 *Kylinia brevifolia* L p 47 Fl. young fr. Devonshire Marsh.

~~5-13-29 *Somphocarpus physocarpus* E. Meyer p 297 Same place as 2-10-29. Fr. an inflated pod containing a much narrower pod inside attached by a thin membrane which extends its length~~

# 169 G.H.

5-13-29 Centella

Fls young fr. Devonshire Marsh.  
Lvs have <sup>free</sup> long white hairs on back, very  
noticeable on young lvs. Pedicels &  
petioles also sparsely hairy.

# 141 R.B.K.

5-13-29

Devonshire Marsh No fl or fr (Plants seen  
also 4-1-29) Spec collected 12 in high  
but remembered as much higher  
perhaps 2 ft. St purple, usually  
4 angled, hispid with soft white  
hairs from enlarged bases. Lvs opp.  
ovate to lanceolate, to  $3\frac{1}{2} \times 1\frac{1}{2}$  in.

Petioles  $\frac{3}{4}$  in, acute, 3 nerved (the lateral  
nerves not strong & often oblique) &  
somewhat pointed at base. Narrowly  
decurrent on petioles. Drey toothed.  
rough hairy both sides. Not uncom-  
mon ~~at~~ on north side of marsh

near west end. Not *Halmisora*  
*parviflora* Cav. p 402 & prob not  
*Phytolacca leptostachya* p 358 or  
*Rivina leppulacea*, Pers p 313 tho this  
last seems most prob (not much  
like ill) Note 11-22-29 Why not *V. scabra*, Vahl.  
p 310

5-7-29? *Callicarpa americana*, L p 319  
BMQC.P.633. Paget Marsh No fl or fr. Only  
young twig collected. Lf like ill in shape.  
Glandular dotted both sides, above  
thickly & softly pubescent hairs  
mostly straight but some esp on  
veins branched, beneath ~~to~~ white  
tomentose with starry pubescence  
as on petioles & young st. Lvs  
rather more pointed at base than  
ill. shows & not as pointed at apex.

5-14-29 *Cassia lignastrina*

Shrub in Valley Way desc 5-7-29 has fls like the one at Mayflower 5-6-29. Shrub shortly north has seed pods. Seed like ~~5-6-29~~ 4-29-29 *Misbunters* and pod the same except that some are <sup>or somewhat curved</sup> with lengths longer to 4 in. Seeds lie across the pod. Lvs go to sleep at night.

5-14-29

Plants resembling iris like those at Mayflower 5-6-29. St. Pauls Clayd Fr. Lvs to 3 ft x 1 1/2 in broad (estimated) Fl stalk very like lf but stiffer by thickened central portion & mostly longer. Fl borne on inside edge. Fr drooping on 2 in flattened pedicels which issue from among the withered fl remains noted 5-6-29. Fr an capsule with thick leathery walls 2 1/4 in x 3/4 in green (at this time) with transverse corky

looking brown cracks on lobes.

Strongly 3-lobed each lobe with a depressed vein, <sup>3-celled</sup> Seeds on ~~the~~ axile placenta, <sup>along</sup> 1/4 in x 1/8 in diam, attached at base and ridge ~~by~~ longitudinally. ~~The~~ \*Seed (at this time) light green, with a small whitish bulbous appendage at base which continues in a line up one side & terminates at apex enlarged to form small rounded protuberance. Embryo at this upper point. Seed more or less overlapping & not definitely in 1 row nor in 2 rows. Withered floral remains (prob bracts) have faint pleasant odor.

6-12-29 Plant, no flor fr in house at The Pine. H.M. says "it is an iris or like an iris." See *Marica caerulea* Kerr S.C.G.H. 1907

? X  
5-6-29 *Ptychoperma elegans*, Blume  
"Mayflower" "*Seafortia elegans*" by Mr  
Cox. p 58 see BMJ C.P. 131 Pinnate lvs  
palm. Observed not studied. 5-9-29  
Southlands a small palm observed  
above beyond tomb maybe the same.  
Pinnate lvs. St. irreg ridged. Fr  
small in long drooping panicles  
See K.M.V.D. 815

? X  
5-6-29 *Philodendron giganteum*, Schott  
p 61 BMJ C.P. 140 No fls. fr. Observed only  
"Mayflower". Mr Cox says he "has not seen  
fls." This is prob the one commonly seen  
in Bermuda. N.B. the one with yellow-  
mottled lvs. (p 61) is also seen but less  
often

5-6-29 *Ceiba pentandra*, Gaertn. p 241  
Tree observed at Mayflower just  
putting out lvs "Silk cotton" by Mr. Cox

5-6-29 Mr. Harry Cox recommends R.  
B.K. to see Mrs. Delany's Wild Flowers  
(made of paper) at the British Museum.

X  
5-6-29 Mr. Harry Cox says *Polypodium*  
*adiantiforme*, J. Smith p 424 should be  
looked for on north side of Devonshire Marsh  
about opp. Church, (P.B.K. could not find  
it 5-13-29), that large specimens grew  
there only undersized ones in Harring-  
ton Sound region. (See 5-15-29)

X  
4-10-29  
Tree labeled "Napoleon's Plume" Par-la-Ville  
is bare, with long pods. Prob. not *Bauhinia*  
*monandra*, Kurz see B.F. J.B. 175



X  
4-10-29 *Erythrina*

Bermudian Hotel at entrance from  
Par-la-Ville. Large tree, no lvs in full fl.  
seems not to be any species studied  
elsewhere.

? X  
4-15-29 "*Cycas circinalis*" L BMJ.C.P. 77  
labeled Agri Stat. Small plant so-east of  
dwelling. Lvs much like *Zamia floridana*  
at Southlands 4-11-29 but with 2 rows of  
thorns on petiole. Petiole 12-18 in. Blade  
1 ft x 8 in with 28 lanceolate linear  
segments. Edges not revolute. 5-17-29  
diff. from *Zamia* 4-11-29 in having wider  
segments and mid-rib as well as petiole toothed

? X  
4-15-29 "*Samanea Saman*" labeled Agri  
Stat. so-east of dwelling just leaving out  
BMJ.C.P. 432. See B.F.J.B. 170

4-15-29 *Poinsettia pulcherrima*. Graham  
p 218 BMJ.C.P. 453. Agri Stat. 4-6 ♂ fls in  
involucres. Glands sometimes 2

4-15-29 *Jatropha multifida* L. p 211  
Agri Stat. A tuft of slender linear  
branches. Like hairs remain on stem  
each side of lf scar. Are these remains of  
stipules? Yes. Stipules observed 5-15-29 at  
Waltham.

4-15-29 "*Washingtonia filifera*" labeled  
Agri Stat so. side. Petiole spiny with  
yellow recurved hooks the its entire length  
Lvs cut about 1/2 way very filamentous.  
BMJ.C.P. 127 See B.F.J.B. 58 -

? X  
4-15-29 "*Phoenix rupicola*" labeled Agri  
Stat. s-w. cor. certainly has not flaccid  
pinnae BMJ.C.P. 132 B.F.J.B. 57

4-15-29 "Phoenix Canariensis" Claub  
labeled Agri Stat south of big rubber tree  
2 specimens. Very stocky, 3 ft diam  
7 ft (in one case) 10 ft (in the other) to top of  
crown. Lvs 12-15 ft long with a tend-  
ancy to turn edgewise & droop at  
top.

4-29-29 "Erythrina Crista-galli" labeled  
Public Garden St. Leo. Lvs fully out &  
fl buds well advanced - a few open.  
Tree 2 1/2 ft diam at base, branching  
at about 3 ft into 3 upright branches  
8-15 in diam. Top sawed off at about  
8 ft. Roots throw out young growths which  
bear fls. Infl to 18 in long, the lower  
fls in groups of 1-3 in axils of lvs,  
upper fls with no subtending  
lvs. All the lvs & fls are on young  
growth the shoots being to 3 ft long.

5-15-29 *Cerbera Thevetia* L. p 294. BMGP  
602. Fl 20 side of Beechhill Rd east of Montrose.  
If many glands at base of calyx are  
surround the base of disk they are in-  
conspicuous (partly because of exuding  
milk. Style 2 lobed so distinctly as to  
seem almost 2 parted. Style no higher  
than stamens deep in throat of corolla  
& stigma a double cone (narrow at base  
to top of style, 2 lobed above) the bases forming  
a ridge around center which has  
10 small teeth pointing downward.  
Ovules bright green in the lighter colored  
flesh of ovary. Corolla has 5 inward  
projecting scales at throat a thick  
ring of hairs encircling inside of tube  
& scales. Directly below each scale is  
an almost sessile anther with connective  
prolonged into lanceolate point 1-1/2 mm  
long. Shortly below anther (prob to be con-  
sidered as filament adnate to corolla

tube is an oblong projection into  
tube with a ring of hairs (like that on  
scales) at their bases. Margins very  
little if at all revolute.

5-15-29 *Coreopsis tinctoria*, Nutt Fl.  
p 406 BMJC. P 1772. Garden of Little French  
Is. Outer ovate 2 mm long, 8 some (10-2)  
then a short distance below the others on  
peduncle. Inner bracts oblong to 8 mm  
long, united at base, reflexed at anthesis.  
All bracts brownish. Rays 8,  $\frac{1}{6}$  in long  
3 lobed at apex, deep maroon above, with  
yellow streaks below. Disk fls, <sup>type yellow, the</sup>  
<sup>upper petals & lobes</sup> darker maroon-brown. Receptacles  
scales narrowly linear, only a little  
shorter than fls, hyaline with 2 red nerves  
close together & maroon at apex. Achenes  
flatish, glabrous, pappus none.  
No sign of style in ray fls but these  
achenes seem to be developing. Lvs  
sp. <sup>1-2</sup> divided into filiform div.

5-15-29 *Lavatera trimestris*, L. p 240  
BMJC. P. 485 The white fld form. Waterville  
(Mrs. Trimmingham) Fl  $2\frac{1}{2}$  in diam. Styles  
evidently as many as carpels.

?  
5-15-29 *Bauhinia variegata*, L. BMJC. P.  
422 Fl (not collected) from Waterville.  
White, the upper 3 petals veined green  
 $3\frac{1}{2} \times 2$  in. Stamens 5 all fertile. This  
agrees with desc. 4-11-29 Southlands  
(Note scales on ~~ovary~~ <sup>calyx</sup> white before turning  
brown) Calyx reddish. Only signs of  
stamnodes <sup>3</sup> 1 filiform  $\frac{3}{16}$  in v 24  
mere protuberances. This is far 8 tree  
which furnished spec 2-11-27.

5-15-29 *Jatropha multifida* L. p 211  
Fl. Waterville Peduncle 8 in Fl in  
Compound cyme  $3\frac{1}{2}$  in across. 2 small  
lanceolate bracts at each forking.  
Only central lowest fl (now in young  
fr) seems ♀. All stem parts of infl &  
calyx coral red. Petals slightly more  
yellowish inside. ♂ fls pedicels  $\frac{1}{4}$  in.  
Calyx articulated with pedicel  $\frac{1}{8}$  in  
high cleft  $\frac{1}{2}$  way into 5 lobes. Fl  
 $\frac{1}{2}$  in across. the 5 petals free, yellowish  
5 lobed. 2 stamens 7 in all fls counted,  
and 6 in 1. No rudimentary ♀ organs.  
♀ fl sessile, calyx as above. Stigma sessile  
2 parted with each div. 2 lobed. Petals  
had fallen. Ovary, angled 2 celled  
with ovules on ~~for~~ axile placentae  
1 in each cell developing. Perhaps there  
had been more ovules or perhaps  
ovules being pendant the parts  
thought poss underdeveloped ovules  
were attachments of ovules to placentae.  
x anthers extremely delinquent

5-15-29 *Arthrocnemum*

Quon-like plant at Sunnylands (see  
3-11-27, 2-27-29) No signs of infl. Of 2  
lvs collected 1 was 3 ft 9 in x  $\frac{9}{16}$  in most of  
length tapered to  $\frac{1}{8}$  in but tip bluntish  
the other 2 ft 7 in x  $\frac{5}{8}$  in. No evident mid-rib  
but middle of lf slightly rounded or  
bared on back. Note lvs of *Nathuscordum*  
*fragrans* in flat this time are not  
more than 16 in x  $\frac{3}{8}$  in

5-15-29 *Nathuscordum fragrans*, Kunth  
p 70 Fl. No. Rd. Payet just west of Waterville  
2e above fr lvs. Filaments broad enough  
to touch at base, rather abruptly narrowed  
at apex. Scape hollow 12-18 in, slender  
 $\frac{1}{8}$  in diam. The 2 bracts meet  $\frac{1}{2}$  in ovate,  
1 sheathing the other but not separated to  
base. Fl  $\frac{1}{16}$  in high, campanulate & not

opening widely but almost  $\frac{3}{4}$  in by  
widest pars. meas. Anthers dorsifixed  
Fls 12-15 on pedicels  $\frac{1}{2}$  in long. Ovals 8-10  
in each cell. Style slightly 3-sided but  
no signs of jointed near the base. Fl  
mostly white, greenish toward base,  
green or purplish on not very distinct  
vein on back & sometimes purplish  
tinged at apex and fading purplish

5-15-29 *Carex albolutescens* Schwein.  
p. 55. Fl Devonshire Marsh toward so.  
end of path. Culms 12-14 in, slender  
Lvs about same length 3 mm wide  
acuminate, sides standing so as  
to make an angle bet. them. Bract at  
base of each spike ovate-lanceolate  
sometimes subulate tipped. Spikes  
5-6. Scales <sup>lyalovg</sup> silvery white with  
~~lime-like~~ white mid-rib & narrow bright

green stripe each side. Perigonia  
greenish but white on margin & toward  
base, 4 mm long at this stage achenes  
hardening. Scales a little shorter

Not numbered G.H.

5-15-29 *Polystichum adiantiforme*,  
J. Smith p. 424. No spores. Devonshire  
Marsh north side, go east of the main  
path and east of the cultivation on  
no side of road to place where a  
smallish "double" cedar stands at  
so. side of road from which one sees  
a tall cedar just within marsh  
slightly to left & a good sized holly  
bush beneath it. One clump of fern  
is directly opp the "double" cedar and  
others may be found in vicinity.  
Fern grows always on edge of marsh  
and raised above it as on palmetto  
stumps" says Miss Sarah Jackson.  
of Mt. Pleasant. This spec. grows on

root of royal fern. Had only a few  
lvs of which one was estimated  
20m x 14m. Petiole scuffy.

5-13-29 *Komfalonocarpus physocarpus*  
F. Meyer fr 297 Same place as 2-10-29  
From inflated pod enclosing a much  
narrower pod attached by a length  
wise membrane on one side & several  
threads. Seeds many, <sup>simple</sup> pendant,  
obovate, depressed on one side &  
rounded at base with long tuft of  
silky hairs. Very like milkweed.

5-14-29 *Pilea nummulariaefolia*, Wedd  
fr 105 Valley Way Fl. seem to be ♀ only but so  
small parts not distinguished except  
the much divided stigma

7  
5-14-29 *Sporobolus Berteroanus*, Hitch  
& Chase Valley Way Young fr. Quite like ill  
in all ways but note that if spikelets  
have 3 scales the palea is green very  
scale-like & not thin & hyaline nor  
"2-nerved" otherwise this must be con-  
sidered as having 4 scales & no palea.  
Lvs erect the <sup>long</sup> acuminate top with  
edges involute & whole blade with  
edges <sup>undulate or</sup> curving forward so as to look  
almost tubular. Ligule very short,  
outer sheath edge minutely ciliate.  
Spikelet at this stage only 2mm (lines)  
long with minute fringe at top.  
Panicle about 8in.

5-14-29 *Chaetochloa*  
middle rd just west of with "nut-gears"  
Valley Way. Fl. young fr. Fl. scales finely  
transversely wrinkled. Panicles 3in.  
Bundles not more than 3 lines long

either *C. gemiculata* Muhl. & Chase  
or *C. viridis* Scribn. p 22-23. Plant  
2 ft 9 in tall

5-14-29 *Avena sativa* L. p 29 Field in  
Middle Rd just west of Mrs. Smith's.

5-14-29<sup>?</sup> *Holcus halepensis* L. p 11 & BMJCP  
105 By ditch Middle Rd just east of Valley  
Way. Fl not quite open but no awns  
visible. Leaves has very much the  
general appearance of unburned  
Dormant Marsh 5-13-29 in white  
midrib, laced beneath, many paral-  
el veins & plant purplish toward base.  
But nodes glabrous (not densely  
hairy as 5-13) and ligule (not  
a ring of hairs as desc. 5-13) but  
the glabrous inside is long

hairy on back, the hairs projecting  
above top (perhaps 5-13-29 desc. a  
mistake) Lf blade very hairy  
just above ligule.

5-16-29 *Tabernaemontana coronaria*,  
Willd p 294. BMJCP. 606 B.V. garden same  
as 1-25-# 1927. Bud which is difficult to  
study because of copious milk. This  
is prob what Miss Hunter called *Har-  
denia*. Fl terminal often 2 flowers  
long bearing fl arising from same  
point to 2 in or less. Top of twig bears  
1 lf. scar only. Fl cymes 3-4 together  
on short thick pedicels which are  
small bracted or almost sessile.  
Calyx about its base not definitely  
marked from top of pedicel 5 lobed,  
the inside at base bearing 15-20 scales  
(prob glands) Corolla white, double  
lobes convolute & diff. to <sup>study</sup> open from bud.

Stamens seem to be 10 with anthers sessile on corolla tube. Disk lobed. No signs of ovules. <sup>x 2 of sep</sup> Twigs bearing lvs often arise from same point.



Petioles at base have small upright scale like part which stands close to the new lvs bearing stem arising from bet lvs. These prob scales which enclosed the new bud.

Not numbered & H.

5-15-29 *Stidium xyridifolium*, J.H. Small p 90. Bud Devonshire Marsh on main path across marsh where Miss Jackson says they are plentiful prob. a little later. 12 in high. Lvs linear 2-4 in below the longest not reaching to middle of st. Bracts almost to top of st. (See ill.) St. glabrous to within an inch

of infl. Bracts broadly ovate with abruptly long acuminate tip \* [above that every-thing pubescent, the bracts less so than the ovary & corolla & rachis]

5-15-29 *Leptilon canadense* Britton p 394 ~~Rt to no of little French Shop.~~ Fl compared with spec from Novauch 4-27-28. Clearly distinguishable

5-15-29 Phoenix

Small plant in front of little French Shop ♂ flo. Plant very small and fls prob not 1 ft from ground. Calyx short & almost truncate. Petals soft & leathery. Tree 3 ft over all. Fls at 1 ft from ground.

5-16-29 ? *Laurus nobilis* L. p 141, BMJCS 295. Small tree so. 2nd opp. Overlook. This & others like it called "Bay" by various



presale including Mrs Allan Smith.  
 no fls. Lvs alt. at Newgreen, very  
 fragrant when crushed, short pet-  
 ioled. Some lanceolate & tapered to both  
 ends  $2\frac{1}{4} \times \frac{3}{4}$  in, but frequently oblong  
 $3\frac{3}{4}$  in  $\times 1\frac{3}{8}$ , rounded at apex with  
 a short tip & little narrowed at base.  
 Veiny ~~the~~ above the yellowish midrib  
 conspicuous. Edges a little wavy  
 & rough to eye & touch, tho not enough  
 so for any of the terms to apply. Dull dark  
 green. Buds (proleaf buds) in axils  
 have scales ~~and~~ minutely rusty  
 puberulent & are rusty ciliate

X. See as possibility. BMGC.P492 3C of H 2652  
 5-15-39 *Pithecolobium anguis-cati* Mart p170  
 Tree 35 ft at eastern edge of Waterville  
 overhanging walk. Very finely  
 branched. ~~Tree~~ <sup>twigs</sup> have short alt.  
 spurs from which appear 1 to several

(in case 2 glands)

lvs. Petiole  $\frac{1}{2}$  -  $\frac{3}{4}$  in with gland 1  
 at apex where it bears 2 petiolules  
 about  $\frac{3}{8}$  in long. Each of these with  
 gland at apex and ~~2~~ <sup>almost</sup> ~~2~~ <sup>2</sup> sessile lfts.  
 2 lfts to  $1\frac{1}{2}$  in  $\times \frac{3}{4}$  in inequ<sup>s</sup> oblong,  
 entire, blunt & slightly emarginate  
 at apex, rounded on outside, straight  
 on inside, narrowed to base  
 (the midrib at base being only  $\frac{1}{3}$  of  
 distance from inside edge. Lvs  
 come out of bud bronzy, later light green  
 (only a little paler beneath, glabrous  
 somewhat ciliate on entire edge,  
 the petiole & petiolules broadly grooved  
 as as to look flattish as top hairy  
 on upper edges esp when young.



Perhaps of *Caesalpin-*  
*iaceae*. No fls. fr.  
 a tree perhaps like  
 this is seen at right  
 over wall as one begins  
 to ascend Berry Hill  
 Pt. seems to diffuse  
 shunk odor but

this not noticed in crushed lvs.

5-14-29.

Herb on no side of middle rd but Valley way  
& place where Privet grows. St succulent  
 $\frac{3}{8}$  in diam, reddish, glabrous below &  
~~pubescent~~ <sup>hairy</sup> above, slightly flattened  
very obscurely & roundly 4 angled.  
Lvs opp sessile bases of petioles  
forming a very low ridge around st.  
Lvs  $6\frac{1}{2} \times 3\frac{1}{8}$  in (perhaps larger below  
as only tip was collected, acuminate,  
broadest almost at the truncate or  
subcordate base, soft somewhat  
hairy edges reddish (20x) and ciliate  
Dark green above, beneath lighter &  
with illusive purplish cast as to veins  
(tho there are not purple  $\frac{3}{20}$ x) Petiole  
 $1\frac{3}{8}$  in. (if measured) Perhaps *Mirabilis*  
*Jalapa* p 123. No signs of black dots  
beneath to make it *Boerhaavia*  
*erecta* p 124. But under side  
(20x) shows minute light green

fleckings of or something like elongated  
granules which can be plainly  
seen embedded in the tissue when  
the outside skin is torn away.  
These flecking have no definite arrange-  
ment but seem to point in all different  
directions. Mr. Nauen says "*Mirabilis Jalapa*"

5-14-29 *Sponsoea dissecta*, Pursh p 302  
fl. Middle Rd no. side opp Portuguese  
House short distance west of Valley Way.

?

5-17-29 *Hamelia erecta*, Jacq p 370  
= *H. patens patens*, Jacq BMJ CP. 275  
Bud Agri Stat labeled on of these  
names (see earlier) Shrub 5 ft  
Lvs in whorls of 3's, largest on shoot  
collected  $3\frac{1}{4} \times 1\frac{1}{4}$  in. Petioles  $\frac{3}{8}$ - $\frac{1}{2}$  in,  
reddish as are young stems, midrib  
towards base above & beneath and

edge of lf. Lvs about equally acute at apex & base. Veins distinct above & prominent below, curving upwards.



In bud calyx  $\frac{1}{16}$  in corolla tube  $\frac{3}{8}$  in, the anthers almost as long as the connate filaments, ~~the~~ <sup>long type is</sup> hardly 1 mm. long and the basal lobes of anthers <sup>are</sup> as long as ~~the~~ <sup>the</sup> equally short free part of filament and tips of anthers reach to tip of corolla bud. Style reaches to tip of corolla bud arising from a bulbous disk (of size & shape that makes it look like an ovary at first) (lf 10 fls studied: 5 had corolla lobes, stamens, & ovary cells 4-4-4, 2 had them 5-5-3, 2 had them 5-5-4 and 1 had them 5-5-5. (Note this esp as to number of ovary cells the only def from desc BM of P) Anthers many & very small in

each cell, coming out in a single mass from each cell. Corolla lobes valvate. Calyx red & pubescent. Corolla red & ~~slightly~~ less pubescent (prob pubescent)

X

5-17-29 *Centaurea americana*, Nutt p 407 BM of C. P 791 Fl. Agri Stat. in border s-e of dwelling. St stout ridged & blue lvs slightly roughish. Receptacle very bristly with long smooth white linear (almost filiform) scales. Achene glabrous. Pappus of upwardly barbed bristles. Fl. invol. bracts green & parallel ~~to~~ veined (about 8) below apex & long.

5-17-29 "*Santalum album*" L p 107 Labeled Agri. St. Fl. to fr. Mr. Nansen says some authority to whom he sent a spec called it "*Neosantalum album*". Calyx hemispheric with 4 triang-

ular lobes, turning purple  
maroon brown & recurving. Alt  
with calyx lobes attached to top of  
tube 4 ~~erect~~ petals (or scales).  
shorter than calyx lobes & of same  
brown color. Stamens 4. Opposite  
lobes, attached to top of tube a trifle  
longer than petals, turning the  
same color, a tuft of white hairs  
behind each filament. Style simple,  
stigma 3-lobed, ovary partly in-  
ferior, ovule 1, erect tapering at top.  
Fr a dark, thin skinned drupe  
about  $\frac{3}{16}$  in diam, almost spherical  
the top with flattened circle formed  
by base of calyx. Calyx lobes at first  
light (can't see if exactly white)  
Lvs opp, firm, twigs very slender.  
All part glabrous.

5-17-29<sup>?</sup> *Bignonia radicans* L p 353  
BMDC.P. 687 No fl or fr. Vine climbing  
with aerial roots on tree ~~so~~ <sup>east</sup> side of south  
end of Valley Way. Lvs opp just coming  
out. Lfts 13 in 6 opp pairs & terminal  
lft (or 1 small odd lft just below  
terminal one.) Rachis noticeably white  
pubescent at base of petiolules.

5-18-29 *Selenicereus grandiflorus*  
Butter & Rose p 256. BMDC.P. 534 Bud  
1<sup>st</sup> house on Middle Rd no side west  
of St. Pauls. Bud 3 in overall & slightly  
fragrant when cut. Axillary felt  
& hairs give bud very shaggy woolly  
look. Not yet evident that stamens  
are in 2 series. Ovules stalked in  
clusters on wall of ovary.

5-18-29 "Jatropha podagrica, Hook  
p 211 (labeled) Agri Stat fl. Fl very  
like *J. multifida* except lighter  
(more yellowish) red. & shorter shorter  
peduncles. Cluster bore several ♀ fls  
all low in cyme. Ovules 1 in each  
cell pendulous with 2 lobed end  
above point of attachment. Stamens  
8 in the 4 fls examined. No notes  
taken on lvs.

~~5-18-29~~ 5-17-29

Short labeled "Mussaenda frondosa"  
at Agri Stat. Examined immature  
fr.  $\frac{1}{16}$  in long. 2 celled, each containing  
many ovules standing at rt angled  
to axis palmaris. Ovules not smooth.  
Fr. (evidently a capsule) oblong, slightly  
flattened on axis at rt. angles to  
div. bet cells.

5-17-29 *Bryonia creva*<sup>J.H.</sup> Small p 220  
BM & C.P. 454 Agri Stat. ♀ flower  
found showing ovary 3-celled &  
ovules in cells (number not noted)  
Poss there were buds of ♂ fls at tips  
of branches.

5-17-29 *Melianthus major* L p 227  
BM & C.P. 472. Fl. Agri. Stat. Lower  
saccate (or gibbous) sepal has a  
very stiff concave member inside  
it (found a stiffening for sepal  
Filaments flat at base, the 2 posterior  
free, the 2 anterior connate with a  
<sup>about</sup> 1 staminal node between. Disk has  
4 protect like glands. Ovules 4-6 in  
each cell. Inside of cell gland pubescent  
Petals<sup>4</sup> very pumpily (glandular?)  
and woolly along lines where  
united. (There are scars from

which the withered petals fell)  
Petals much smaller than sepals  
free above & below but united in middle  
Prob the stip member inside lower  
sepal is "disk bet petals & stamens"  
but except that it is 3-lobed &  
lobes ~~sub~~ very slightly notched  
there is no sign of 10 projections

5-17-29 *Aleurites Fordii* Hemsl. B.M.J.C.P.  
455 acc. to Mr. Naven is the plantation  
of young "tung-oil trees" <sup>north</sup> ~~east~~ of office  
observed earlier

5-15-29 *Galium bermudense* L p. 368  
called "Heal-soon" by Miss Sarah Jackson

5-15-29 "Red Ruak" says Miss S. J.

formerly used to stuff in mattresses

5-15-29 *Crinum asiaticum* L  
Sunnylands. Lvs to 3 ft long 6-7 in broad,  
conspicuously nerved

5-4-29 Rev. Kirkpatrick says his  
Gilia (only one at Agri. Exhibition) was  
*G. laciniata*

Mrs. Gray rec. as general dust:

- 1 part arsenate of lead
- 9 " 5 dusting sulphur
- 1 " tobacco dust

Burgandy Mixture discolors plants  
less than Bordeaux Mixture

Grayholme is the triangle opposite  
Maugroville

Annadale is place opposite Netherlands

4-6-29 Garden Club Mrs Moncure  
 Robinson exhibits - all very lovely:  
 Rose Margaret Horton, beautiful  
 salmony yellow  
 Rose Elvira Chamayo, rich coral  
 red  
 Petunia, Beech's Velvety Blue

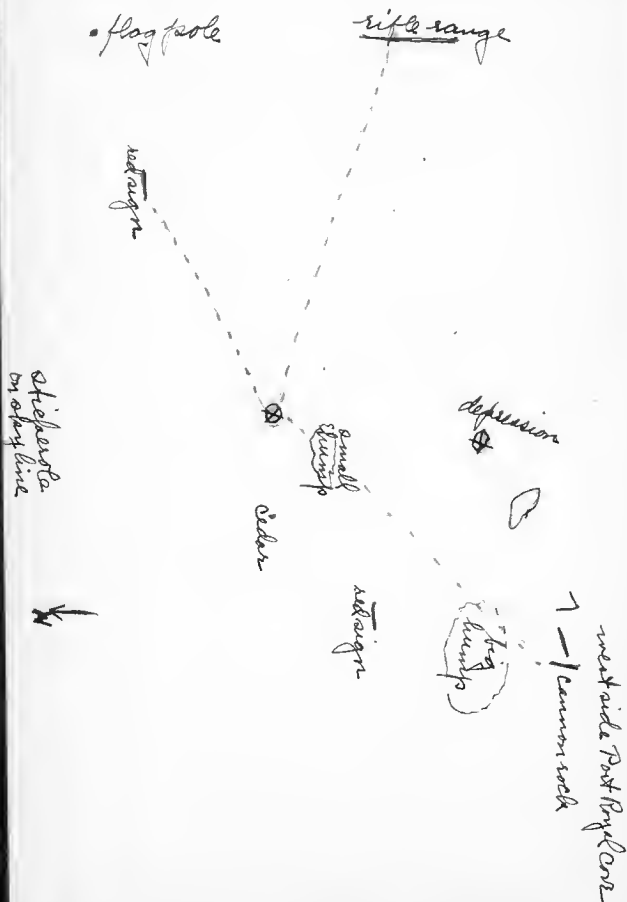
3-11-29 At Miss Gray's Rock Garden  
 "Begonia rubra"  
 "Pancratium" fl.  
 "Eucharis Lily" fl & fr noted

5-17-29 "Schotia" — prob. pointed out  
 by Mr. Nauen at Agri. Station.

5-17-29

" ——— montana" } prob. pointed  
 " ——— melucma" } out by Mr. Nauen  
 at Agri Station.

3-20-29 v 4-6-29 Raimannia humifusa Rose  
 Rose p. 267. Port Royal Core F.L.



PROB. 3-11-29 Miss May's Rock Garden  
"Tree fern" stems climbing long  
distances over rocks. St. green with  
brownish purple hairs - thickly so at  
tip. Stipes & mid-veins distinctly  
brown. Scar on rhizome at point of  
detachment. Stipe 16 in or more long,  
blade 1 ft +

---

o o

(Copied later from penciled notes on which  
appeared the name *Lygodium*.)



Observe:

*Potentilla* westward from BV.

*Sonchus* - both lands - to press

*Erigeron philadelphicus*

*Silene maritima*

*Beaumontia grandiflora*, look for "lf-like deciduous bracts subtending fls."

*Clerodendron fragrans* see if branches angled

*Casuarina* study different types

*Pilea nummulariaefolia*

*Eugenia axillaris* in Valley Way.

*Cymbalaria Cymbalaria* seed

Yellow composite in Valley Way.

For beach grasses not seen in flower

Consider *Paspalum vaginatum* p 15

*Sporobolus virginicus* p 26

*Tragestia ciliaris* p 31

Incorrectly labeled at Agri. Station  
4-15-29 "Arceuthobium Persea"  
in horse lot east of bull pen is Mangos  
*Mangifera indica* L. Fl. v. characteristic

4-15-29 "Chrysobalanus peltocarpus"  
not that. probis *Raphiolepis*  
*integerrima* B.F. of B. 166

"*Mussaenda frondosa*" is not  
of *Rubiaceae* at all.



