


"Open the Rain"



ALL-WEATHER  
HIP POCKET  
Spiral Memo


No. 146  
50 Sheets  
4" x 6"



COMPUTER

Power

cd - dbase

dbase

file McKenzie

display data

F10 - Goto - Last Record

to copy to ex disk

cd..

cd - data

copy - mckenzie.dbf q:

NOTES C = call

S = sing

f = fly over

v = visual

PREV 0 = not seen below 1 = prev. seen  
SEEN

to close → esc. - F10 - Quit to Dos

cd.. → out of sub dir.

IF FOUND

Please send to:


Gjon C. Hazard

2173 E. Colton  
Ave.

Mentone, CA

92359

U.S.A.



Test Run 0521

SWTH 0 100

AMRO

CHSP 0

~~WZWA~~

VATH

TEWA  
~~BBWA~~ 0

MAWA

TEST 3 0548

TEWA 0 50

AMRO 100

SWTH 50, 50

CHSP 0, 50

MAWA 50

~~REVI~~ 50

MYWA

LEFL 0

Test #2

TEWA 0

CHSP 50

AMRO ~~50~~  
100, 200, 200

SWTH

MYWA 50 100

WTSP

TEST 4 0603

YBSA ~~50~~<sup>2,0,0</sup>, 100

CHSP 50

TEWA 50

MYWA 50

FO SP?? 50

<sup>?</sup>  
REVI 0

WAVI 50

VETA 50

SWTH 100

TEST 5 0618

TEWA 0

SWTH 50

YBSA 50

OVEN 0

CHSP 0

REVI 0

GCKI 0

TEST 6 0628

SWTH 50 50

REVI 100

YBSA 100

TEWA 50, 50

CHSP 50 100

LEFL 50

MYWA 50

AMRO 100

WTSP 50 100

HAFI 50

TEST 7 0645

HAFI 0, 0

CHSP 0, 50

OVEN 50

BBWA 0

SWTH 50, 50

AMRO - 0 50

TEWA 0 50

MYWA 50

BBWA - 50

GRAS 50

TEST 9

MAWA 0

TEWA 0 50

AMRO 0 50

SWTH ~~100~~<sup>50</sup> 100 50

WTSP 200 50 100

WWCR <sup>50</sup> 40

MYWA 50

TEST 8 0701

TEWA 50 100

MAWA 50 100

BBWA 50

AMRO 0 50

CHSP 50

SWTH 50

TTWO - 100

VTSP 100

OVEN 100

## TEST VEG

CANOPY<sup>ht.</sup> - 30m

can cover - spruce 15, Birch 5, Aspen 5, Open 75

ground cover - rose 35, current 10, herb 50  
equisetum 20, dogwood 10

## CENTER

Pen Tip<sup>up</sup> - 0 (% , species, Ht)

Pen Tip down - herb 0.1m

Pen Tip up - 100 Birch 10m

down herb 0.1

---

Canopy ht

can. cover by sp.

ground cov by sp

cent pen tip up + down

2.5m 4 corner pen tip

7 June 1994 GJH Moskey near Blackstar Aviation

(13) POINT #1, 0516

(#2) 0536

GRJA - 50, 50

(74)

TEWA - 50, 50

TEWA - 50, 100

AMRO  
~~TEWA~~ - 50, 200, 200

AMRO - 100, 100, 200, 200

SWTH - 100

MYWA - 100

SWTH - 50

VATH - 100

#3 0600

(75)

SWTH - 50

TEWA - 50

RCKI - 0

AMRO - 50

MYWA - 50

GRJA - 50, 50

Eastern

50

#VI - ~~50~~

(#4) 0623

(76)

TEWA - 0

AMRO - 50

VATH - 100

SWTH - 100, 100

CHSP - 200

MYWA - 0

distance underline = after 3 min mark



7 June 1994 cont'd

(5) 0656

(77)

TEWA - 50  
AMRD - 50, 100, 100  
REVI - 100  
VATH - 100  
SWTH - 50, 100, 0  
MYWA - 50

#6 0720

(78)

SWTH - 50, 100  
WTSP - 100  
AMRD - 100, 50  
BWVA - 50  
TEWA - <sup>50</sup>~~100~~, 100  
VATH - 50  
MYWA - <sup>50</sup>~~100~~  
WWCR - FO (10± binds)

(#7) 0745

(79)

TEWA - 0, 0  
VATH - 50  
SWTH - 50, 0  
HAFL - 0  
GRJA - 0, 0, 0  
RCKI - 0

(#8) 0802

(80)

RCKI - 0  
MYWA - 0  
OVEN - 50  
TEWA - 0  
VI -  
AMRD - 50  
YBSA - 50

7 June 1994 cont'd

#9 0820

AMRO

SWTH-0

WT SP-50

RCK1-0

TEWA-0, 50

CHSP-0

MYWA-50

WW CR-FO (15+)

81  
↙

Veg #9 81

Can 20m

Spruce <sup>40</sup>50%, Tamarak <sup>15</sup>15%

birch-5% open 40

Ground - 75% moss,

15% deadwood, 10% herbs

10% equisetum

down: deadwood 0.2  
cent-up: Tamarak @ 15m

N-up open, down moss 0.1

W-up: spruce at 5m, d: moss 0.1

E - open; moss 0.1

Veg #8 80

Can: 26m; spruce 55%, Poplar 15, open 30

ground: moss 80, Dead leaf 15, wood 10%, herb 15

rose 10, currant 5

C - open; moss 0.1

W - Spruce 8m, dead leaf 0

N - open; moss 0.1

E - Spruce 9m, moss 0.1

S - spruce 5m, moss 0.1

7 June 1994 Veg cont'd

#7 Veg 79

Can: 18m; spruce 40, tam. 5, Alder 8, Aspen 2, open 45

Grnd: moss 95%, herb 25, eguis. 10, wood 10, rose 5,

Lab tea 20, sm. Alder 5, current 10

Cent: open, moss 0.1; N: open, moss 0.1; W: open, Alder 0.4

E: spruce 3m, Equis. 0.3 S: open, moss 0.1

#6 Veg 78

Can: 17m; spruce 30, Birch 10, Aspen 5, Willow 5, open 50

Gr: 95 moss, wood 5, herb 20, Rose 15, sm. Alder 20

Cent: open, moss 0.1; N: open, moss 0.1; W: Alder 3m, moss 0.1

S: open, moss 0.1 E: Spruce 8m, herb 0.1

#5 Veg (wood cutting evidence) 77

Can: 25m; spruce 45, birch 10, open 45

Gr: moss 85, deadwood 25, herb 35, rose 10, cur. 5

C: spruce 18, moss<sup>0.1</sup>; E: open, moss 0.1 W: open, herb 0.1

S: open, dent leaf 0.0; N: spruce 15m, herb 0.2

#4 Veg 76

Can: 21m; spruce 45, birch 5, Alder 5, Open 45

Gr: Moss 95, leaves 10, herb 20, rose 15, current 10

C: spruce 12, moss 0.1 S: Alder 3, dent leaf 0.0

W: spruce 9, herb 0.2 E: Spruce 7, moss 0.1 N: spruce 10, herb 0.1

7 June 1994 Veg cont'd

#3 Veg 75

Can: 20m; spruce 40, birch 5, open 55

Grnd: moss 90, herb 30, wood 10, rose 10  
current 5

C: spruce 7m, herb 0.1 S: spruce 6, moss 0.1

W: Open, moss 0.1 E: open, moss 0.1; spruce 8, moss 0.1

#2 Veg 74

Can: 25; spruce ~~40~~<sup>40</sup>, Alder ~~5~~<sup>10</sup>, Poplar 2, open 48

Gr: moss 95, Ego. 10, herb 20, rose 15, current 5  
sm. Alder 25

C: open, moss S: spruce 7, rose 0.6; W: spruce 15, moss 0.1

E: Alder 3m, Herb 0.1, N: Spruce 8m herb 0.1

#1 Veg 73

Can: 22m, spruce 50, birch 10, open 40

Gr: moss 95, wood 10, herb 25, rose 15, current 10  
Equis 5

C: spruce 18, moss 0.1 N: open, moss 0.1;

W: birch 16, rose 1.0 S: Open, dead leaf 0.0

spruce 5, moss 0.1

8 June 1994 Barn

Blackstone

Point 1 0706

#2 0746

83

RCKI - 45

82

TEWA - 60

WTSP - 60

SWTH - 40, 75

TEWA - 30, 100+

RCKI - 60

LEFL - 40

WTSP - 60, 110

GRJA - 15

CHSP - 10

DEJU - 75

MAWA - 70

MAWA - 80

WWCR - (10+) 150

NDWA - 35

FOSP - 40

#3 0815

+EWA - 75, 60

84

BWA

~~BWA~~ - 20

SWTH - 45, 100+

FOSP - 100+

MYWA - 55

MAWA - 70

SOSA - FOLI

8 June 1994 cont'd Blackstone

Veg #3 0849 Burn-Musky

Can Ht. - 11 and 5

Can: Open 80%, Pine 10, Tam 5, B.S. 5, Birch 1

Gr: Moss 90, D.Wood 40, willow 10, Birch 5

Tam. 15, B.S. 90, Lab Ten <sup>BL</sup> 5, yellow flower 5

C: Open; D.W. 0.1, Lab Ten 0.6

N: Open; D.W. 0.1, DW 0.2, Birch 0.4

W: Open; moss 0.2, B.S. 0.5

E: Open; water, DW 0.1, DW 0.3, Lab Ten 0.7

S: Open; moss 0.1, Bear Berry 0.2, Lab Ten <sup>B.L.</sup> 0.3

VEG #2 83 Burn-Musky

Can: <sup>H</sup> Open 65%, Tam 10, <sup>B.S.</sup> 5, BS 20

Gr: moss 95%, D.Wood 10, herb 20, NL Lab Ten 25

BL Lab Ten 5, Equis. 5, Tam 15, BS 20, Birch 5

willow 15, rose 1%

C: Open; moss 0.1

W: Tam 5; Moss 0.2, willow 0.3

N: Open; herb 0.1, DW 0.1

E: Open; Moss 0.3

S: Lab Ten 0.2, Moss 0.1

W.S. = White Spruce

B.S. = Black Spruce Tam = Tamarack

8 June 1994 cont'd 82 Born Mustang  
Veg # 1 (combined WS. 0.5m - 5m about 80+)  
Can: Sand 5; Tam 5, Pine 15, Wt Sp 20, Alder 5  
Birch 5, Open 50 (or <sup>WS</sup> 45, open 30) <sup>Aspen</sup>  
Gr: Moss 50, D 40, Herb 15, WS 75, Alder 10  
C: Pine 3.5; DW 0.1, <sup>WS</sup> 0.4, 0.5, 0.8  
N: Aspen 4.5; Moss 0.1, DW 0.1, DW 0.2, WS 1.0  
b: open; Lichen 0 herb 0.1, WS 5 8  
E: open; D Leaf 0.1 DW 0.2, DW 0.4  
S: WS 2; Moss 0.1, BS 0.4, 0.9

11 June 1994

#1 0520

~~2141~~

353

HAFL - 8v

LEFL - 15

AMRE - 20

MAWA - 30

OVEN - 60

AMRO - 40, 60, 100+

YBSA - 150+, 80, 200+, 180

SWTH - 75

#2 0540

354

MAWA - 40

TEWA - 75

AMRO - 60, 80, 100+

SWTH - 60

YBSA - 150 25

OVEN - 75

REVI - 80, 75, 100

LEFL - 55

#3 0555

355

RBNU - 30

RCKI - 40

AMRO - 60, 90

SWTH - 75

YBSA - 50v, 75, 101

TEWA - 80, 90

CH - 40

CHSP - 95

MYWA - 75

NOWA - 65

#4 0622

356

TEWA - 25, 65, 101

NOWA - 80

RCKI - 70

AMRO - 80, 101

SWTH - 65

CHSP - 150

MYWA - 85



358

#6 0705 <sup>Bl Service</sup>

- TEWA - 60, 100+
- GRJA -
- RBNV - 60
- SWTH - 100+, 70
- DEJU - 75
- RCKI - 60
- AMRO - 100
- MAWA - 60

#5 0640 357

- CHSP - 40, 100+
- AMRO - 90
- YBSA - 100+
- TEWA - 75, 150
- SWTH - 80, 100+
- MYWA - 80
- NUWA - [200+]
- RCKI - 120
- GRJA - 75

359

#7 0732

- RCKI - 60
- AMRO - 55, 100+
- \* CMWA - 30
- RBNV - 100+
- MYWA - 65
- WTSP - 80
- MAWA -
- BOCH - 10(2)V
- GRJA - 100+
- MOWA? - 70

#8 0802

- AMRO - 80
- TEWA - 70
- RBNV - 45, 100+

Abork  
 ---  
 Too Quiet  
 Too much wind

11 June 1994 - cont'd

Veg 7 White Spruce 359

Can: 23m; W.S. 40, Aspen 10, Birch 10, Open 40

Gr: 85moss, DW 40, herb 15, current 30, Alder 40,  
rose 25, Eq. 5

C) open; moss 2.7, WS 10, 12; moss 0.1, herb 0.2

B) WS 8, birch 6 moss 0.2

C) WS 2.5; moss 0.2 D) Wt Spr 12, 13, 15

moss 0.1, herb 0.2, rose 0.6

Veg 6 ~~White~~ Black Spruce Bog 358

Can: 19m; BS 40, LPPine 5, Birch 5, Open 50

Gr: Moss 90, DW 15, herb 20, rose 20

Alder 30, Luvrent 5

C) LPPine - 7, 8, 8.5, 9, 10; moss 0.1

A) WS 3, 7; moss 0.1, DW 0.2

B) WS 5, 9, 12; moss 0.1 herb 0.2

C) WS 10, 12; moss 0.1, WS 0.3

D) Open; moss 0.1 herb 0.2

DW = Dead Wood (logs)

11 June

Veg 5 Spruce - Birch 357

Can: 18m; Birch 20, WS 20, Aspen 5, LPPine 5  
Willow 1, Open 49

Gr: Moss 60, Lycopod 20, DLeaf 10, DW 5  
herb 65, Rose 20, currant 10, Alder 5, lichen 5

- C) Open, Dleaf 0.1 A) willow 3, birch 2.3, moss 0.1  
B) Birch 2.5, 5; Lyc 0.2 rose 0.4  
C) Birch 3, WS 4, 5, 6; Lyc 0.1, Dleaf, 0.1, DW 1.1  
D) LPPine 17, moss 0.2

Veg 4 356

Can: 25m; WS 15, Aspen 3, Popl 2  
Birch 15 Alder 10 Open 50 LPPine 5

Gr: moss 80, lichen 5, herb 35, rose 20,  
Alder 40, Dleaf 20, currant 10

- C: WS 10, moss 0.1 currant 0.3  
A) Alder 6, moss 0.1 B) Alder 2.0, moss 0.1, herb 0.2  
C) WS 30; Moss 0.2  
D) WS - 3.5, 4, 5, 6.5, 7; Dleaf 0.1, herb 0.1

11 June 1994 cont'd

#3 WS + Aspen 355

Can: 28; WS 30, Aspen 10, LPP 5, birch 5

Gr: moss 80, herb 60, rose 10, Alder ~~30~~ 40

comment 20 herb Ten 10

C: birch 5, Aspen 23, 24, 25; moss 0.1 ~~0.2~~ <sup>0.2</sup>

A: Aspen 25, d wood 0.4, moss 0.1

B) Open, dead leaf 0.0 C) LPP 6, moss 0.1

D) LPP 16, 17; moss 0.1

#2 Veg Aspen + WS Spr 354

Can: 33m; Aspen 40, WS 15, birch 10

Alder 5, Open 30

Gr: D Leaf 75, moss 20, DW 5, rose 20

comment 20, Alder 35, herb 60

C: Aspen 32, 33, 34, dead leaf 0.0

A) Aspen 33, dead leaf 0.0

B) WS 16, 22, dead leaf 0.0 herb 0.3

C) WS 18 Aspen 28, dead leaf 0.0

11 June 1994 cont'd

#1 Veg ~~Alder~~<sup>Aspen</sup> Woodland 353

Can.: 30m; Alder 10, Aspen 50, Birch 5  
Poplar 5, WS 5, Open 25

Gr: D leaf 95, herb 30, rose 15, cur 15

Alder 40

C: Alder 3.5, Aspen 27, 28; DL 0.0, herb 0.1<sup>0.5</sup> curr 0.6

A: Aspen 28, dead leaf 0.0

B: Aspen 26; DL 0.0, Alder 1.8

C: Alder 3, Aspen 25, 27; DL 0.0, herb 0.0, <sup>Rose</sup> 0.9

D: Aspen 28, 30, Alder 3; DL 0.0 Rose 0.8

13 June 1994 - Ft Simpson Broadleaf  
slight breeze, thin cloud layer 80%, some wind noise

#1 0504 Poplar

OVEN - 75

LEFL - 25, <sup>45</sup>60

AMRO - (5) 200+

SWTH - 100+ (2),

REVI - 150+,

360

#2 0523 Poplar

LEFL - 60, 51

REVI - 75

CA GO - 150+

OVEN - 150+

AMRO - 80, 150+

NO WA - 160

361

#3 0544 Poplar

AMRO - 200

OVEN - 100

AMRE - 80

REVI - 125, 75

362

#4 0604

LEFL - 65

NOWA - 120, 80

MA WA - 50

YEWA - 65

AMRO - 120, 200+

OVEN -

SWTH - 80, 100+

YS FL - FO10

363

13 June 1994

#5 0622 Poplar (Narrow)

#6 0644 Poplar narrow

AMRD - 45, 60, 100  
 REVI - 60  
 OVEN - 100+ (364)  
 YBSA - 200+ <sup>draw</sup>  
 WETA - 101  
 RUGR - 130, 150 <sup>500m draw</sup>  
 TEWA - 150  
 CORA - 150+ ©  
 SHCR - 200+ ©

TEWA - 75,  
 OVEN - 70 (365)  
 REVI - 70  
 AMRD - 60, 100  
 GORA - 200+ <sup>F</sup>, <sup>S</sup>, <sup>C</sup> 75, 100  
 CHSP - 70  
 RUGR - 50  
 MAWA - 45, 70

#7 0702 <sup>1/2 POP</sup> <sup>1/2 spr</sup>

#8 0724 <sup>wt</sup> <sup>sp</sup> <sup>rose</sup>

AMRD - 80, 100, 150  
 WETA - 75  
 CHSP - 101 (366)  
 SWTH - 60  
~~AMRD~~ - 60  
 NTSP - 200+  
 NOWA - 175+  
 WUCR - (2) FO 50+  
 SHCR - 200+ <sup>semi?</sup> ©

TEWA - 70 (367)  
 CHSP - 150  
 Goll sp - (10+) 200+  
 RCK1 - 90  
 AMRD - 125, 200, 200, 200  
 REVI - 150  
 WETA - 75  
 BWVA - 70  
 MAWA - 120

13 June 1994 - cont'd Ft Simpson 468

#9 0734 WS

#9 Veg (bud warm)

MYWA-60

368

Can: 22m; WS 35

RCK1-20, 75

Birch 5 Poplar 5

WETA  
AMRO - 49

Alder 20 Open 35

TEWA - 45, 80, 175

Gr: Moss 35 Equis 10

CHSP - [200]

herb 40 rose 10 Alder 30

GRJA - (2) 0<sup>v</sup>

current 15 <sup>open</sup> standing water | DL 20

WWGR - 30 (2) c

dirt 10

veg cont'd

C: Open, moss 0.1

A) WS-4, 4.5, 5.0, 5.2, 5.4, 6.0; herb 0.1 DL 0.0

B) WS-3.5, 4, 4.5, 5.0, 8.0; Rose 1.1, Eg 0.2, DL 0.0

C) Birch 8.5, 10, 11; Current 1.0, herb 0.2 DL 0.0

D) Open, Moss 0.1

Veg 8 (spruce bud warm pres)

368

Can: 28m; WS 40, Birch <sup>10</sup> ~~10~~, Poplar 10, Alder <sup>10</sup> ~~10~~, Open <sup>30</sup> ~~10~~

Gr: BG 5, DL 40, moss 30, DW 5, herb 40, rose 25

DogW 10, current 30, Alder 20

C: Alder 3, 3.2; moss 0.1 A) Open, rose 0.3

B) Alder 3, WS-12, 13, 15; DL 0.0, rose 0.2, Alder 1.8

C) Birch-6, 7, 9, 10; Rose 1.4, 1.3, herb 0.1

D) WS 3.0, Popl. 7; Rose 0.2 DL 0.0



13 June 1994 366

Veg #7

40 WS 20

Can: ~~2.5m~~ 2.5m Poplar ~~5~~, Alder 10, Open 30

Gr: DL 75, DW 10, DogW 20, Egn 15, rose ~~10~~

C: Alder 5, Popl. 13, DL 0.1

A) Popl 13, 14, 17; DL 0.1 B) Open, DL, 0.1

C) Alder 5, Popl 10, 11, 14, 15, - DW 0.1 DL 0.1

D) Alder 2, 5, 3, 4; DL 0.1

Veg #6

365 Willow 1

Can: 25m; Popl ~~49~~ Alder 10 WS 10 Open 30

Gr: DL 75, DW 5, DogW 20, Equis 5, Alder 30, rose 10 <sup>currants</sup>

C: Alder 5, 6 Popl 15, 19, ~~22~~; DL 0.1

A) Popl 17, 19; DL 0.1 B) WS 3, 4 Equis 0.3, DL 0.0

C) Willow 6, DogW 0.7, DL 0.1 D) Alder 5, DL 0.1

Veg 5

364

Can: 23m; Popl 75 Alder 15 Open 20

Gr: DL 95, DW 5, DogW 25, Alder 30, Egn 5, rose 5

C: Alder 4, Popl 19; DogW 0.4, DW 0.1, DL 0.1

A) Popl 22, 22.5; DL 0.1 B) Popl 17; DogW 0.6, 0.5, DL ~~0.1~~ <sup>0.1</sup>

C) Popl 18; DL 0.1 D) Alder 3.0, Popl 18, 21; Rose 0.6 <sub>D.L out</sub>

DL = Dead Leaves, DW = deadwood

13 June 1994 - cont'd - Ft Simpson

Veg # 4 clearly flood <sup>20</sup> 363

Can 22m; Popl 40, Alder ~~15~~, Open 40

Gr: DL 95, DW 15, Alder 45, DogW 20, rose 5  
W.S. 1 C: Alder 7, DW 0.1, DL 0.0

A) Alder 2.5, Popl 16; DW 0.1 B) Alder 6, Popl 14, 17;

B cont'd) DL 0.0, DogW 0.3 C) Alder 3, 4; DL 0.1

D) Popl 14; DL 0.1

VEG # 3, 362

Can: 21m; Popl 55, Alder 20, Open 25

Gr: DL 95, DW 5, DogW 40, Alder 20, herb 5

C: Alder 6, Popl 16; DL 0.1

A) Alder 3; DL 0.1 B) Alder 2.0, 2.5, 3.0, 4.0; DL 0.1

C) Open; DL 0.1 D) Open; DL 0.1

VEG # 2, 361

Can: 20m; Popl 40, Alder 25, Open 35

Gr: DL 95, DW 5, rose 15, DogW 25, Alder 15

C: Alder 6, Popl 16; DL 0.1

A) Popl 16; DL 0.1 B) Open; Alder 1.5, 1.4, 0.8, DL 0.1

C) Popl 11, 17; DL 0.1

D) Popl. 12, 14, 16; DL 0.1

13 June 1994 cont'd Ft Simpson

#1 Veg

360

Can: 23m; Popl 50, Alder 30, Open 20

Gr: 95% dead leaf, DW 5, rose 10, Dogw 30,

Equis 5

C: Popl 3.5, 7, 10, Alder 6; DW 0.1 DL 0.1

A) Popl 14; DL 0.1 D) Alder 3, Popl 15, 17, Dogw 0.5 DL 0.1

C) Popl 19; DW 0.1 D) Alder 5, Popl 15; DL 0.1

mekenzig

14 June 1994

#1 0522 Pine

OVEN - 80, 90, 175+

TEWA - 101

~~AM~~SWTH - 70, 180

REVI - 85

CHSP - 125

AMRO - 200+, 200, 200

MYWA - 150

369

#2 0534 Pine

RCKI - 60

TEWA - 90

SWTH - 101, 80

AMRO - 201

OVEN - 201

COSN  
~~HAOW?~~ - 101 → 200+

CHSP - 101

370

#3 0547 Pine

OVEN - 75, 90

RCKI - 80

TEWA - 101

SWTH - 101, 120

CORA - F 75

CHSP - 201

BDWA? - 101, 101

RVGR - 101

371

#4 0607 Pine-Aspen

WETA - 75

CORA - F (5+) 200+

RCKI - 180

SWTH - 101

VI - 60

YBSA - 101

MYWA - 75

WTSP - 150

AMRO - F 40

372

14 June 1994

#8 0716 Aspen (Pine)

CORA -  $\frac{E}{C}$  (5+) 200

MYWA - 70

OVEN - ~~60~~<sup>40</sup>, 101, 75

WETA - 60, 90

~~MYWA~~ BW MYWA - 80 (376)

AMRO - 200+

DEJU - 90

GRJA - 101

#9 0738 Aspen US

REVI - 75

~~TEWA - 40~~

OVEN - 90 (377)

TEWA - 85, 40

GRJA - 45V

CORA - (2) 200 (4) 200

SWTH - 150, 80

CHSP - 90

#10 0752 WS Aspen #10 cont'd

TEWA - [60], 10

WTSP - 120

CORA - (5+) 200+

WETA - 70 (378)

SWTH - 60

RBNU - 45

OVEN - [120]

RCKL - 110

AMRO - 101, 40c,

MYWA - 65

CHSP 90

swallow sp - F40

14 June 1994

#5 0625 Pine

#6 0642 Pine

WWCR - <sup>F</sup>(15) 10

CORA - <sup>F</sup>(15) 150 <sup>(5)</sup> 95

RU GR - 70

TEWA -

CORA - (3) 175, F 25

OVEN - 150

MYWA - 30

NOWA - 75

OVEN - 90

SWTH - 120

WETA - 70

RCKI - 125

AMRO - 45

CHSP - 150

TEWA - 101, 150, 125

YBSA - 25 V

RCKI - 110

MYWA - 130

GRJA - 60

?? CH - 35

0700  
#7 ~~0642~~

OVEN - 101

CHSP - ~~60~~ 65

TEWA - 60

CORA - (5) 200

DEJWA - 40

YBSA - 80

MYWA - 75

373

374

375

14 June 1994 cont'd

Veg #10 378

Can: 27m; Aspen 20, Pine 5 WS 15  
Willow 3 Alder 5 Popl. 2 Open 50

Gr: DL 70, DW 5, Moss 15, BB 20, herb 40

DogW 10, Rose 10, Alder 20, Aspen 5

C: Willow 2.3; DL 0.0 A) WS 5, 7, DW 0.4, DL 0.1

B) Open; DL 0.1 C) Willow 3.5, <sup>Aspen</sup> Alder 18, BB 0.1

D) Alder 2.3, Popl 12/14; DL 0.1

Veg #9 377

Can 26m; Aspen 20 WS 15, LPP 5, Birch 10

Willow 3 Alder 4 Popl. 3 Open 40

Gr: DL 75, DW 5, herb 70, DogW 15, rose 10

current 10, Epis 5, Alder 15, Willow 15, BB 10

C: Birch 11, ~~DL~~ DL 0.0 A) Birch 6.10, ~~herb~~ herb 0.1

B) ~~Aspen~~ Open, DL 0.1 C) LPP 18, 20; BB 0.1

D) Birch 6, 7, 8, 9, 11; DL 0.0

VEG #8

Can: 20m; Aspen 40, WS 15, LPP 10, Willow 5

GR: DL 65, DW 5, BB 30, herb 40, DogW 15, Rose 5

Alder 10, Willow 5, C: Open; DogW 1.3, DL 0.1

A) LPP 9; DL 0.1 B) Aspen 10, 15; DL 0.1

C) Open, Rose 0.3, DL 0.1 D) Open; DL 0.1

B Bz Beech

376

14 June 1994

Veg #7 377

Can: 18m; LPP 80, Willow 2, Aspen 3, Open 65

Gr: Lichen 25, BB 40, herb 10, currant 10, Dog 10

C: DN <sup>down</sup> 0.1; Open <sup>up</sup> 0.1; DN dead 6s 20, DL 5

A) Open, BB 0.1 B) LPP 14; BB 0.1

C) Aspen 5, 6; DL 0.0 D) LLP 15; moss 0.1

Veg #6 374

Can: 16m; LPP 50, Aspen 5, Alder 5, Willow 5, Open 25

Gr: DN 15, DL 10, BB 40, herb 30, rose 5

Alder 5, currant 5, moss 5

C: Open; DN 0.0 A) LPP 16; DL 0.0

B) Open; Alder 1.7, 1.0, DL 0.1

C) Open; Moss 0.1 D) Open; DN 0.0

Veg #5 373

Can: 15m; LPP 50, BS 5, Aspen 5, Alder 5, Open 25

Gr: BB 80, DN 10, DL 10, rose 5, herb 10, Alder 15

C: Open, BB 0.1 A) LPP 7, DN 0.0

B) Open; Alder 0.6, DN 0.0

C) Open; moss 0.1

D) Open; rose 0.2, herb 0.1

DN - Dead Needles



14 June 1994 Gr. Ft Simpson Area

Veg #4 372

Can: 15m; LPP 30, Aspen 30, Alder 10, Open 30  
Gr: BB 40, DL 30, DN 10, herb 30, Alder 25, rose 10, moss 15  
C: LPP 9; moss 0.1 A) LPP 7, DN 0.1  
B) Aspen 4; DL 0.1 C) Aspen 4; Aspen 0.3, DL 0.1  
D) Aspen 7; DL 0.1

Veg #3 371

Can: 16m; LPP ~~30~~<sup>20</sup>, Asp. ~~10~~<sup>10</sup>, Alder 5, WS 5, Open 60  
Gr: Lichen 5, Moss 50, DN 10, DL 10, Alder 35,  
grass 5, rose 5

C: Open, ~~BB~~ BB 0.1 A) LPP 7, BB 0.1  
B) Open; LPP 0.3, BB 0.1 C) Ald 2.5, Asp 9; DL 0.1  
D) LPP 8, 15; DN 0.1

Veg #2 370

Can: 17m; LPP 40, Asp 15, Willow 5, Alder 5, Open 35  
Gr: DN 20, Lichen 15, BB 25, DL 10, rose 15  
herb 15, Ald 15

C: LPP 12, DN 0.1 A) Asp 19, DL 0.1  
B) Open, Lich 0.1 C) LPP 4; BB 0.1, DN 0.1  
D) Open, herb 0.1

14 June 1994

Veg #1 369

Com: 20m; LPP 40, Asp 10, Ald 5, willow 5, Qu 10

Gr: DN 20, Lich 20, herb 25, moss 5, Dog 10

Alder 20, LPP 2, willow 10

C: LPP 18, DN 0.1 A) Open, BB 0.1

B) LPP 17, Lich 0.1 C) LPP 6, Asp 12; BB 0.2

D) Open; DL 0.1

15 June 1994 Liard River Campground S. of  
Et. 5.1 up.

#1 0520 Aspen

~~AMRE~~ - 30, 60 (379)

SWTH - 45, 150

OVEN - 101

AMRO - ~~100~~, ~~100~~, 120

TEWA - 150

WWCR - F 80

CAGD - 300+

RUGR - 200+

REVI - 60, 80

#3 0613 Aspen

OVEN - [120], 80, 130

AMRE - ~~100~~ 101

SWTH - 74, 101 (381)

AMRO - 150+

TEWA - 120

REVI - 110, 101

#2 0547 Aspen

REVI - 80, [120]

OVEN - 75 (380)

AMRE - [130] 20V?

SWTH - 20V, 80

#4 0634 Pine Aspen

AMRE - 45

OVEN - [160], [101] 150, 80

TEWA - [120]

AMRO - ~~100~~(5) 200+

SWTH - 95 (382)

REVI - [120]

WWCR - F 80(5)

15 June

#5 0659 Alder Willow

WAVI - 30

AMRE - 101, 40

TEWA - 150+

OVEN - [150+], 80

AMRO - 80, 101

SWTH - 85

RBNU - 75

REVI - 101

NOWA - 120

303

#6 0723 Aspen

LEFL - 30

SWTH - 45, 60, 90

OVEN - 75

AMRE - 60

REVI - 80

BWLA - 60, (2) 50

384

#7 0750 Aspen

OVEN - 90, 60

SWTH - 101, 80

TEWA - 75

AMRE - 80, 90

BBWA - 60

CHSP - 101

205

#8 0815 Aspen WS

BBWA - 75, 101

TEWA - 90, 150

AMRO - 101, 130

SWTH - 75

CHSP - 140

386

15 June 1994 - cont'd

Veg #8 386

Can: 24m; Asp 30, Willow 5, WS 25, Alder 5, Open 35

Gr: DL 90; DW 5, BB 10, herb 15, rose 10, cum 20

Willow 10, Alder 5, WS 10, moss 5

C: Asp 19, 21; DL 0.1 A) Asp 22; Willow 0.3, DL 0.1

B) Asp 20, 22; herb 0.2, DL 0.1 C) Open; DL 0.1

D) Aspen 23m; Rose 0.7, DL 0.1

Veg 7 385

Can: 21m; Aspen 30, WS <sup>Birch 2</sup>, Willow 10, Alder 10, Open 40

Gr: DL 95, DW 5, rose 5, Alder 50, WS 5, Moss 5

C: Willow 3, Aspen 20; DL 0.1 A) Asp 11; Ald 0.3, DL 0.1

B) Birch 10, Ald 4, -DL 0.1 C) Asp. 19, 21; DL 0.1

D) WS 3; DL 0.1

Veg 6 389 Poplar 5

Can: 23m; Aspen 30, WS 5, Alder 20, Willow 5, Open 35

Gr: DL 90, Herb 15, DW 5, rose 5, WS 5, Alder 45

C: Aspen 22; DL 0.1 A) Willow 4, DL 0.1

B) Aspen 20, 21; WS 1.7, DL 0.1 C) WS 3, 4; Alder 1.7, DL 0.1

D) Open; DL 0.1

15 June 1994

Veg #5 383

Can: 17m; Alder 30, Aspen 10, Willow 25, Popl 5, Open 20

Gr: DL 85; DW 5, Herb 40, Cor. 5, Ego 5, Dog 20, Rose 5

C: Alder 4; DL 0.1 A) Willow 4.5, Popl 7; standing water

B) willow 4.5, Popl 7; DL 0.1 C) Wil. 5; Dog 0.4, DL 0.1

D) open; Rose 0.4, herb 0.2, DL 0.1

Veg 4 382

Can: 18m; LPP 15, Alder 35, Willow 5, Aspen 10, WS 10

Birch 5 Open 20

Gr: DL 95; DW 5, herb 5, rose 5, Alder 45, moss 5

C: WS 7, 8, 9, 12, 15, Aspen 20; DL 0.1

A) Alder 3; DL 0.1 B) Aspen 19, 21; Alder 1.0, 0.7

C) Alder 2.3, LPP 16 : CDW 0.2, DL 0.1

D) Open; Alder 1.1, 1.0, 0.8; DL 0.1

Veg 3 380 381

Can: 20; Asp. 25, LPP 20, Alder 5, Willow 5, WS 5, open 40

Gr: DL 75, DW 5, herb 10, rose 5, Alder 55

C: Aspen 10, 12, 16; DL 0.1

A) LPP 17, 18; Alder 1.1, DL 0.1

B) Asp. 12, 14; Alder 0.9, DL 0.1 C) Open, DL 0.1

D) Aspen 12; Alder 0.3, DL 0.1

15 June 1994 - cont'd

Veg #2 380

Can: 16m; Aspen <sup>40</sup> WS 5, Alder 20, Willow 5  
Open 30

Gr: DL 90; Lab 15, Rose 10, Currant 5, Alder 40  
Moss 5, WS 5

C: Aspen 8, 9, 14; Rose 0.3, DL 0.1

A) Willow 5; DL 0.1    B) Alder 3, 3.5, 4; Alder 0.4 DL 0.1  
C) Open; DL 0.1    D) Aspen 9, 14; DL 0.1

Veg 1 379

Can: 16; Asp. 30, WS <sup>5</sup> Ald 30, Willow 5, Open 25  
<sup>Popl 5</sup>

Gr: 95 DL, DWB, Alder 15, Rose 10, Moss 5

C: WS 9, Popl 10

A) Open, DL 0.1    B) Asp 16, 17, Rose 0.9, DL 0.1

C) Willow 5; DL 0.1    D) Ald 3, Aspen 18; Ald 0.4  
DL 0.1

16 June 1994 Ft. Providence Small Island

#1 0531 Wt Spruce

#2 0548 Wt Spruce

CMWA - 60

TEWA - 50, 80

YS FL - 150+

YBSA - 150

WWCR - (2) 450

RCKI - 75

MYWA - 75

CMWA - 50

GRJA - 90

MYWA - 105

SWTH - 120

YS FL - 120

WWCR - 15 F (8±)

387

388

#3 0604 Wt Spr

#4 0618 Wt Spr w/Aspen

YBSA - 91±

CMWA - 30

AMRO - 150, 90

TEWA - 70

TEWA - 90

WWCR - F(5) 110

MYWA - 80, 25c

MYWA - 65

Gdl sp - F 30

GRJA - 90<sup>same?</sup> c

WETA - 70

390

CHSP - 80

WWCR - 60

BEKI - 200+

SWTH - 45c, 75

RBNU - 60c

YS FL - 200+

389



16 June 1984 - Sun. Isl. cont'd

#5 0632 Aspinus

#6 0648 W + Spv

MYWA - ~~40~~

~~BB~~ ~~MYWA - 50~~ CMWA - 49  
BBWA - 70

WETA - 60, 130

SWTH - ~~125~~

BBWA - 60

? DEJU - 45  
WIP?

SWTH - 140

WETA - [120]

(391)

(392)

CORA - 101, 75

CORA = F 150+

RBNU - [150+

MYWA - 20c, 60c

RBNU - 100+

#7 0702 W.S.

AMRO - 175, 200+

AMRO - 101

WWCR - F [75]

CHSP - 70, 60

TEWA - 65

BEKI - F 100+

#8 0715 W.S.

SWTH - 80

MYWA - 65

MYWA - c 60

CORA - 30, 50c, 70c

CMWA - 45

AMRO - 40, 50c

WWCR - (5+) [100]

REVI - 45

~~REVI~~ VI - 60

CHSP - 80

SOVI

CMWA - 30

TEWA - 70

(393)

(394)

16 June 1994 - Ft Providence Sm. Isl.

#? 0728 Wtsp

AMRO - 140

CORA - (120/15)

MYWA - 95, 80

395

WETA - 60

WWCR - F45

BEK1 - F CV 20

BDWA - 60

Veg #9 395

Can: 20m; WS 50 Birch 5 Aspen 5 Open 40

Gr: 90 moss, DW 5, herb 20, Fuzzy shrub 5, Rose 5

C: Open, moss 0.1 A) open; herb 0.3, moss 0.2

B) WS 9, DW 0.1 C) Open; moss 0.1 D) Open; moss 0.1

Veg #8 394

Can 21m; W 538, Aspen 15, Popl 5, Willow 2, Open 40

Gr: Moss 10, DL 45, DW 25, herb 20, Currant 40, Fuz 15

rose 10, ~~grass~~ 10

C: WS 7, 8, 9, 5, 12, Aspen 13, 13.5, 14; DL 0.1

A) Open, Currant 0.2, moss 0.1 B) Open, DW 0.1

C) Aspen 3; Fuz 0.3, DL 0.1 D) Open, herb 0.2

16 June 1994

veg #7 393

can: 17m; WS 45, Alder 2, Birch 3, WS 2, Open 48

Gr: 90 moss; rose 15, currant 5, herb 5, DN 10, DW 5

C: WS 3, moss 0.1 A) Open, moss 0.1

B) Open; Moss 0.2 C) Open; Currant 0.4, moss 0.1

D) WS 9; rose 0.4, moss 0.2

veg #6 392

Can: 21m; WS 45, Aspen 10, Open 45

Gr: moss 70, DN 20, DW 5, herb 5, rose 15

Fuz. 25, currant 20

C: Open, herb 0.1 A) WS 4; moss 0.1

B) Open; DL 0.2 C) WS 3, 15; moss 0.1

D) WS 3; DL 0.1

veg #5 391

Can: 20m; Aspen 20, WS 10, Willow 5, Birch 5, Open 60

Gr: moss 10, herb 30, Fuz 65, rose 15, cur 10, DL 40, DW 5

C: Aspen 16, 18, 19; DL 0.1 A) Open; herb 0.1

B) Open; Fuz 0.3, DL 0.0 C) Aspen 16; cur 1.0, rose 0.3, DL 0.1

D) Open; DL 0.1

16 June 1994

Veg #4 390

Can: 18m; WS ~~35~~<sup>40</sup>, Aspen ~~15~~<sup>20</sup>, Willow 5, Open 35

Gr: Moss 30, DL 30, herb 15, curr 35, Fuz 10, rose 5

C: WS 3.5, Aspen 16; herb 0.2, DL 0.1

A) Aspen 14; Fuz 0.3, DL 0.1

B) WS 12, 14, 15, 17; moss 0.1 C) Open; DL 0.1

D) Open; Fuz 0.3, DL 0.1

Veg #3 389

Can: 19m; WS 40, Aspen 10, Birch 2, Popl 3, Open 35

Gr: Moss 60, DW 10, DL 10, herb 10, DW 5, Fuz 20, rose 5

C: Open, moss 0.1, A) Open, Fuz 0.3 B) Birch 8; DL 0.1

C) Open; moss 0.1 D) WS 12; DL 0.1

Veg 3 388

Can: 16m; WS ~~40~~<sup>45</sup>, BS 5, Birch 10, Asp 5, Open 40

Gr: Moss ~~60~~<sup>70</sup>, Lichen 5, DW 5, BB 10, herb 10, rose 15

Lub Ten 15, DL 5, Fuz 10, curr 10, AL Birch 5

C: Open; moss 0.1 A) Open moss 0.1

B) Open, curr 0.1, DL 0.1

C) Open; Lub Ten 0.4, Lichen 0.2

D) Open; moss 0.2

16 June 1994

Veg #1 387

Can: 18m; WS~~30~~, Aspen 15, Birch 5, Popl 5, Open<sup>45</sup>

Gr: Moss 45, DL 30, BG 5, DN 5, herb 5, DW 5, BB 10

(Or 20, Fuz 15, Juniper 5, rose 10, Lab Fel 15

C: Aspen 11; Moss 0.1

A) Open; DL 0.0

B) Open, Moss 0.1

C) Aspen 13, 14, 15; BB 0.2

D) WS 5, 10, 14; DL 0.0

17 June 1994 - Ft Providence, ~~Feo Road~~ ~~Caution~~

#1 0545 Popl/Alder

#1 0715 Pine

~~SWTH~~

MYWA - 80,140

~~TEWA~~

SWTH - 200+

~~REVI~~

COSV - 30v

396

~~LEFL~~

RWBL - 180+

~~gull~~

#2 0726 Pine

MYWA - ~~400~~, 400, 150

RBNU - 40

WWCR - 120c

LISP - 110

397

#3 0739 Open Pine

TEWA - 40

LISP - 145

ALFL - 80

COSN - 150F

LEYE

~~SOSA~~ - 5 110

MYWA - ~~170~~ [90]

WWCR - F 50 (20)

398

WTSP - 175

AMRO - 120

17 June 1994

veg #3 398

Can: 16m; LPP 18, WS 2, Aspen 5, Open 75

Gr: DN 15, BB 25, Herb, juniper 15, herb 30,

YF-15, ~~AK~~ Birch 40, ~~Grass~~ <sup>sedge</sup> 20

C: Open; BB 0.1 A) Open; BB 0.1 D) Open; DN 0.0

B) LPP - 4, 8, 9, 11, 14, 15; sedge 0.2 C) LPP 3, 7; BB 0.1

veg #2 397

Can: 21m; LPP 45, Aspen 5, Open 50

Gr: DN 30, BB 25, DL 5, Moss 10, BG 10, DW 5, rose 10

Lichen 5, Fuz 10, YF 10, herb 20, Grass 10, AK Birch 30

C: Aspen 10; DL 0.0 A) Open; DN 0.0

B) Open; DN 0.0 C) LPP 12, 14; DN 0.1

D) LPP 16; DN 0.0

veg #1 396

Can: 19m; LPP 70, Aspen 2, Open 28

Gr: DN 60, Moss 10, lichen 5, rose 5, herb 15

YF 10, Fuz 10, BB 15, currant 5

C: Open; DN 0.0 B) LPP 8; BB 0.1

A) Open; DN 0.1, Moss 0.0, C) LPP 19; YF 0.3, moss 0.1

D) LPP 10; BB 0.1

YF = yellow flower shrub - Ranunculus

18 June 1994

#1 0513 BS Musky

HETH - 175, 201

CHSP - 70, 120

TEWA - 110, 150

RCKI - 150+

MYWA - 80

399

#2 0528 Musky

TEWA - 75

SWTH - 120, 130

CHSP - 101, 140

DEJU - 70, 90

RCKI - 90

400

#3 0543 Musky

TEWA - 60, 75, 85

DEJU - 80

RCKI - 60, 101

CHSP - 150

TH - 90, 140, 150

401

#4 0557 Musky

TEWA - 40, 60, 110, 150

HETH - 80

WETA - 90

CHSP - 140

SWTH - 90

RCKI - 90

402

#5 0626 Musky

TEWA - 130, 80

SWTH - 101, 140

RCKI - 90

CHSP - 150

403

#6 0641 Musky

TEWA - 30, 50, 60

RCKI - 50, 30

SWTH - 80

DEJU - 60

404



18 June 1994

#7 0658 Muskey

TEWA - 75, 60, 45, 90, 101

HETH - 95

SWTH - 120

CHSP - 140

GRJA - 90

RCKI - 120

405

#8 0720 Muskey

TEWA - <sup>(2) 15</sup> 60, 110, 60, 120, 85

RCKI - 70

GRJA - 80

MYWA - 70

WTSP - 150

HETH - 101

SWTH - 101

406

#9 0736 Muskey

CMWA - 70, 10

TEWA - 50, 65, 70, 90, 101

RCKI - 45

MYWA - 65

DEJU - 90

SWTH - 75

BOCH - 14/101m

407

#10 0752 <sup>WS</sup> BS Forest

PAWA - 40,

TEWA - 90

MYWA - 85

SWTH - 101

<sup>SO VIS</sup> HETH - 80

408

18 June 1994

WS 30, BS 10, Alder 7, Aspen 5, Willow 5, Pop 5, Spruce 30

Veg #10

30 willows 408

Can: 15m; WS ~~30~~, BS ~~10~~, Alder 5, Aspen 5, Pop 5, Spruce ~~30~~

Gr: Moss 80, DL 10, Lich 5, DW 5, herb 5, rose 10, Fur 5

Alder 15, YF 10

C: Open; DL 0.1 A) Alder 4, 6; DL 0.1 D) Open; Moss 0.1

B) Willow 4, Moss 0.1 C) BS 6; Moss 0.2

Veg #7

407

Can: 14m; WS ~~15~~, BS ~~35~~, Tam 10, Willow 5, Open 40

Gr: Moss 35, Grass ~~10~~, YF 15, DW 5, herb 20, Willow 5

AK Birch 40, Lab Tan 25, rose 5

C: Open; herb 0.1 A) Open, Moss 0.1

B) Tam 9; Moss 0.2 C) Open; Lab Tan 0.3, Moss 0.2

D) Open; rose 0.6, Lab Tan 0.3, Moss 0.1

Veg #8

406

Can: 7m; Tam 20, BS 15, Open 65 / YF 10, sedge 20

Gr: Moss 85, Open Water 5, Ego 5, herb 5, AK Birch 35

C: Open; herb 0.2, Moss 0.2 A) Open; Moss 0.2

B) Open; Water 0.0 C) Open; sedge 0.3

D) Open, Moss 0.2

18 June 1994

#7 Veg 405

Can: Spr; BS 22, Pop 3, Aspen 3, Willow 2, Open 45  
Gr: Moss 95, DW 5, herb 5, ~~AK~~ Birch 10, Willow 10, BS 20  
sedge 5

C: Open; Moss 0.3 A) Open, Moss 0.2

B) Open; Moss 0.2, herb 0.2 C) Open, AK 1.3, Moss 0.3

D) Open; herb 0.2, moss 0.2

#6 Veg 404

Can: Spr; BS 35, Tam 5, Aspen 5, Open 50

Gr: Moss 95, herb 10, YF 5, Willow 5, AK 5

rot 5, BS 10, Fuz 5

C: BS 2.0, Fuz 0.3, moss 0.2 A) Open, AK 1.1, Moss 0.1

B) Open; YF 0.4, moss 0.2 C) Tam 5; herb 0.3, moss 0.2

D) DW 3.0; moss 0.1

#5 Veg 403

Can: Spr; BS 30, Tam 5, Open 65

Gr: Moss 75, Lich 25, herb 10, herb T 25, AK 5, BS 25

C: Open; moss 0.1 A) Open, herb T 0.4, moss 0.1

B) Open, moss 0.1 C) Open; BS 0.5, 0.4; Water 0.0

D) Open, herb 0.2, moss 0.1

18 June 1994 conf'd

#4 Veg 402

Can: 14m; BS 35, Tam 5, Open 60

Gr: moss 90, lich 5, DW 5, herb 15, LabT 15, Fuz 5

YF 5, BS 10, willow 10, Jun, pe 5, Gymn 5, BL 5

C: Open; moss 0.1 A) Open; moss 0.2

B) BS 4; ~~herb~~ <sup>random</sup> 0.0 C) <sup>open;</sup> Fuz 0.5, moss 0.2

D) Open; BL 0.3, moss 0.2

Veg #3 401

Can: 7m; BS 20, Tam 5, Open 75

Gr: moss 80, Lich 10, herb 10, willow 15, AKB 20

YF 5, LabT 5, BS 15, Tam 5, DW 5, herb 5

C: Open; herb 0.2, Moss 0.2 A) Open; LabT 0.6, moss 0.1

B) Open; AKB 0.2 C) Open; herb 0.2, moss 0.2

D) Open; Lich 0.1

Veg #2 400

Can: 10m; BS 40 Open 60

Gr: lichen 45, moss 40, herb 10, DW 5, LabT 40

BL 10, BS 15

C: Open; Lichen 0.1 A) Open; Lichen 0.1

B) BS, 6; herb 0.1 C) Open; DW 0.1

D) Open; moss 0.1

BL = unknown broad leaf. Gym = Yew like bush

18 June 1994

Veg # 1 399

Can: 17m; Open 80, BS 17, Tam 3

Gr: moss 20, herb 5, Lab 5, DWB, willow 4

BL: 10, Lab T 35, Tam 5, BS 10, sedge 5

C: Open, moss 0.1 A) Open; BS 0.6, Lab T 0.4, moss 0.1

B) Open; Lab T 0.4, herb 0.2, moss 0.1

C) Tam 3; BL 0.4, moss 0.2

D) Open; herb 0.2 moss 0.2

19 June 1994 - Whittaker Falls / Trout River

#1 0506 W Sp

#2 0520 W Sp

SWTH - 200+, 200+

TEWA - 80, 95

MYWA - ~~200+~~<sup>150</sup>

SWTH - 90

WETA - 180

MYWA - ~~200~~<sup>60</sup>, 40

TEWA - 180

HETH - 180

RCKI - 175

MAWA - 90

409

410

#3 0549 Wt Sp

#4 0605 B Sp

SWTH - 125

TEWA - ~~80~~<sup>60</sup>, 120

CMWA - 60

CMWA - 90

MYWA - 75

RCKI - 70

WTSP - 200+

CHSP - 101

TEWA - 150+

RCKI - 90

#6 0638 B Sp

RBNU - 80

RBNU - ~~200~~<sup>10</sup>

#5 0620 B Sp

MYWA - 30, 80

MYWA - 110

CMWA - 60

RCKI - ~~25~~ 25

NO CH - 15<sup>c</sup>

CMWA - 70, 90

TEWA - 90

TEWA - 80, 125

413

414

#7 0655 WS/Pin

CMWA-49  
TEWA-~~60~~<sup>30</sup>, 80, 40  
MYWA-49  
CHSP-75  
SWTH-110, 125

415

#8 0711 Juba Pin

TEWA-45  
SWTH-50, 80, 70  
MYWA-70, 120  
RBNU-~~60~~<sup>30</sup>, 20V

416

#9 0724 Pine

CHSP-125  
MYWA-70  
~~HE~~ SWTH-80  
GRJA-40<sup>5</sup>  
RBNU-175+  
RCKI-70

417

#10 0740 Wt Spr

CHSP-80, ~~100~~  
MYWA-~~60~~, 101  
WAVI-200+  
TEWA-25<sup>5</sup>, 60

418

#11 0754 Wt Spr

WETA-80  
TEWA-110, 70  
CMWA-51  
MYWA-60 40  
CHSP-100

419

19 June 1994 Wbr Harker Falls area

Vegetation #11 419

Willow 5

Can: 22m; WS 30, Aspen 10, J Pine 5, Alder 10, Open 40

Gr: Moss 80, DW 10, DL 10, Alder 30, rose 10, WS 5

C: Open; Moss 0.1 A) Open; herb 0.1 moss 0.1

B) Aspen 21; DL 0.0 C) Open; DW 0.3, 0.1

D) Open; Alder 0.3, DL 0.0

#12 Vegetation 418

Can: 19m; WS 30, BS 20, J Pine 5, Aspen 5, Alder 5, <sup>OPEN</sup> 35

Gr: Moss 80, DL 5, DW 10, Lich 10, rose 5, Alder 15, lichen 5

C: WS 9, 11; moss 0.1 A) Open; moss 0.1

B) Open; DW 0.1 C) WS 7, DW 0.1 J Pine 12; moss 0.2

#13 Vegetation 417

Can: 20m; Aspen 5, J Pine 20, Birch 5, WS 20, Open 50

Gr: Moss 75, lichen 5, Lich 10, BS 5, DW 5, Alder 35

rose 5, Lich 5

C: J Pine 9; moss 0.1 A) Open; moss 0.1

B) Open; Lich 0.1 C) Aspen 18; Moss 0.2

D) Open, Moss 0.1



17 June 1994

#8 Veg 416

<sup>35</sup> Asp 5  
<sup>40</sup> <sup>15</sup>

Can 23m; JPine <sup>40</sup>, WS <sup>15</sup>, Popl 5, Birch 5, Open 35  
Gr: moss 75, DW 10, Lich 5, DN 10, herb 15, PL <sup>10</sup>  
Alder 35, rose 5

- C: JPine 11, Moss 0.1 A) JPine 14, moss 0.1, Alder 0.3
- B) Open, Moss 0.1 C) JPine 20, Alder 1, PL 0.1
- D) Aspen 18, Alder 1.4, DL 0.1

#7 Veg 415

Alder 5, Willow 5, Aspen 5, Open 40

Can: 16m; JP 5, LPP <sup>15</sup>, WS <sup>10</sup>, Birch 10, Popl 5,  
Gr: Moss 20, DL 50, DW 10, Grass 5, Alder 40  
BB 10, Lich 5, rose 5

- C: Aspen 18, BB 0.1 A) Open; moss 0.1
- B) Open; DW 0.2, 0.1 C) Birch 5, moss 0.1
- D) WS 7, Lich 0.1

#6 Veg 414

JP 5

Can: 12m; LPP 0, WS <sup>15</sup>, Birch 10, Alder 5, Asp 5, Op 50  
Gr: moss 85, Lich 5, DW 5, herb 15, grass 5,  
Alder 30, <sup>15</sup> <sup>5</sup>, WS 10, rose 5

- C: Open; Moss 0.1 A) WS 6, 10, JP 14, moss 0.1
- B) Open Moss 0.1 C) Open; Alder 0.6, Lich 0.1
- Open; Moss 0.1

29 June 1994

Veg #5 413

Can: 17m; BS 50, Poplar 5, Open 45

Gr: Moss 90, Lich 5, DW 5, rose 5, Alder 20

Herb 20, BS 0

C: Open; herb 0.3, mosses A) Open, moss 0.1

B) Open; Moss 0.3, C) Open Moss 0.1

D) Open DW 0.2, moss 0.1

Veg 4 412

Can: 18m; BS 55, WS 5, Popl 5, LPP 5, Open 30

Gr: Moss 20, DW 10, herb 15, rose 20

C: Open, rose 0.5, moss 0.1 A) BS 6, moss 0.1

B) BS 3, 5, 6, 9, moss 0.1 C) Open; herb 0.1

D) Open moss 0.1

Veg 3 411

Can: 17m; BS 40, LPP 5, Birch 5, Open 45, WS 5

Gr: Moss 75, DW 15, BD 10, herb 5, Alder 5, BS 10

C: BS-6, 8, 9; BS 0.4, Moss 0.1 A) BS 6, moss 0.1

B) Open, moss 0.1 C) LPP 16, moss 0.1

D) Open, BS 1.8, moss 0.1

18 June 1994

Key 2 410

Can: 10m; WS 20, BS 10, JPS, LPP 5, Pop 5, <sup>Open</sup> 5, 5  
Gr: Lich 15, moss 75, DW 5, DL 10, herb 10  
Alder 20, rose 5

C: Open, moss 0.1 A) WS 4, Lich 0.1

B) WS 8; Alder 0.3, DL 0.6 C) Open, DW 0.1

D) Open; Alder 0.3, moss 0.1

Key 1 409

Can: 10m; WS 35, LPP 5, JPS, Bch 5, Ald 5, 45 <sup>Open</sup>  
Gr: Moss 85, DW 10, Lich 5, DL 5, herb 15  
rose 5, Alder ~~30~~ 30

C: WS 8.9; Moss 0.1 A) Open, moss 0.1

B) WS 8, DW 0.7, moss 0.2

C) LPP 10; Rose 0.4, DW 0.1

D) Open, DW 0.2, moss 0.1

21 June 1994 - Liard River Island

#1 0523 BL

#2 0541 BL

YEWA - 125  
REVI  
~~AMRO~~ - 420, 150

REVI - 75

YBSA - 30

TEWA - 101

WETA - 80

SWTH - 140

LEFL - 60

NOWA  
~~AMRO~~ - 90

RU GR - 90

RU GR - 101

AMRO - 150

AMRO - 120

420

421

#3 0601 BL

#4 0619 BL

NOWA - 45, 90, 120

YEWA - 40

LEFL - 70, 80

~~HA~~ W D - 200

REVI - ~~45~~ 90

BWNA - 85

YEWA - 75

SWTH - 50, 80

SWTH - 90, 60

WETA - 80

BWNA - 70

MAWA - 70, 90

AMRO - 130

YBSA - 150+

RU GR - 200+

REVI - 75

MYWA - 110

422

423

21 June 1994 - Island Cont'd

#5 0639 BL

#6 0705 BL

HAWO - 101d  
OVEN - 70  
LEFL - 45, 60  
MAWA - 75  
TEWA - 70  
YBSA - 40V, 30V  
BWNA - 40  
REVI - 65  
AMRO - 85  
WETA - 101

424

REVI - 75  
TEWA - 80, 120  
AMRE - 30  
CHSP - 140  
~~AMRO~~  
~~WETA~~ - 120, 80, 110  
NOWA - 30  
MAWA - 60

425

#7 0718 BL

#8 0733 BL

AMRO - 75, 20  
SWTH - 80  
CHSP - 130+  
PUFI - 45  
WTSP - 110  
YBSA - 200d

426

WTSP - 80  
BWNA - 35, ~~75~~  
OVEN - 150  
AMRO - 75, 80  
REVI - 90  
MAWA - 60  
SWTH - 130  
MYWA - 85  
BWNA - 65

427

21 June 1954 - cont'd

#9 747 BL

#10 804 BL

OVEN 20

ADWA - 90

BBWA - 60

REVI - 80, ~~40~~

RBNV - 8/20

SWTH - 80

WETA - 20

LEFL - 70

REVI - 120

AMRO - 120, 200

428

429

Veg #10 429

Can: 31m; Popl. 45, Alder 30, WS 5, Open 20

Gr: DL 95, DW 5, Ego 5, herb 20, rose 5, Dog 5

C: Pop. 27, 29; DL 0.1 A) Popl. 13, 22; DL 0.1

B) Popl - 12, ~~27~~ 27, 30; Alder 0.5; DL 0.1

C) Open; Alder 1.8, 0.3, DL 0.1 D) Pop. 20, 21; Ald <sup>23</sup> DL 0.1

Veg #9 428

Can: 27m; Popl 30, Ald 20, WS 10, open 40

Gr: DL 95, DW 5, herb 5, equi 5, fern 5, rose 10, ~~10~~ 10

C: Popl 12; DL 0.1 A) Pop 25, DL 0.0

B) Alder 3, 4, 4.5, 5, 6; Dog 0.8, DW 0.2

C) Alder 4, Popl. 7, 8, 8.5, 10; DL 0.1

D) Ald 6, 7; DL 0.1

# 8 Veg. 427

Cani: 25m; Popl. 50, Alder 20, Open 30

Gr: DL 95, DW 10, Eg 10, Ald 20, Rose 10

C: Pop 12, 15, 17, 18, 19; DL 0.1 B) Pop 25; DL 0.1

A) Alder 4, 5, 7, 7.5, Popl. 26; DL 0.1, C) Pop 22, 24; DL 0.1

D) Alder 4, 5

# 7 Veg. 426

Cani: 27m; Popl 50, Alder 20, Open 30

Gr: DL 95, DW 5, Eg 10, rose 10, Pop 10, Alder 15

e: Alder 4, Pop 20; DL 0.1

A) Pop 21, 25; Eg 0.3, DL 0.1 B) Pop 12, 13, 14, 17; DL 0.1

C) Alder 3, 3.5; DL 0.1 D) Open; DL 0.1

Veg # 6, 425

Cani: 29m; Popl 40, Alder 15, WS 10, Open 35

Gr: DL 95, DW 5, Eg 10, rose 10, Pop 10, rose 5

C: Open; DL 0.1 A) Alder 4, DL 0.1

B) Pop 20; DL 0.1 C) Open; Rose d. 4, DL 0.1

D) Alder 3, Pop 18, 20, 21, 24, DL 0.1

21 June 1994

veg #5 424

Can: 30m; Popl 25, Alder 20, WS 15, Open 40  
 Gr: DL 95, DW 5, Eg 20, Rose 20, Dog 15, Alder 20  
 C: Open; DL 0.1 A) Open; DL 0.1  
 B) Open; Rose 1.2, 0.7; DL 0.1  
 C) WS 5, 7, 9, 13; Cornut 0.9, 0.8, DL 0.1  
 D) Alder 4, Popl 28, 31; Rose 0.9, Eg 0.4, DL 0.1

veg #4 423 Birds

Can: 29m; Pop 30, Alder 20, WS 5, Open 40  
 Gr: DL 95, DW 5, Eg 10, Dog 15  
 C: Open; DL 0.1 A) Open; DL 0.1  
 B) Alder 4; WS 1.4, DL 0.1 ~~Fire~~  
 C) Birch 10, 11; Popl 2.5; Dog 1.7, DL 0.1  
 D) Alder 4, Popl 27; DL 0.1

veg 3 422

Can: 25m; Pop ~~25~~<sup>25</sup>, Alder ~~20~~<sup>20</sup>, Birch 5, WS ~~5~~<sup>15</sup>, Open 35  
 Gr: DL 95, DW 5, Eg 10, rose 5, Dog 15, WS 5, All 10  
 C: Alder 5, Pop 10, 12, 13, 14, 15; DL 0.1  
 A) Open; DL 0.1 B) Open; DL 0.1  
 C) All 5.8; DL 0.1  
 D) 10, 11, 12, 16, 18; DL 0.1  
 popl. 10



21 June 1894

Key # 2 Willow 5 421

Can: 23m; Alder 25, Popl <sup>20</sup>25, W 55, Birch 15, Open 30

Gr: DL 95; DW 5, Herb 15, Eg 10, Dog 15, Corn 10

C: Birch 4, 8; WS 0.7, DL 0.1 A) Open; DL 0.1

B) Alder 4, 6; Eg 0.3, DL 0.1 C) Alder 4, 5, 6; DL 0.1

D) Popl 12; Eg 0.3, DL 0.1

Veg # 1 420

Can: 20; Willow 20, Ald 30, Poplar 15, Open 35

Gr: BG 10, DL 85, DW 5, Herb 15, Dog 40, Eg 10

C: Willow 4; DW 0.1 A) Ald 4, 4.5, 5, Popl 10, 12, 21

B) Willow 10; DL 0.1 C) Alder 6; Dog 1.1, DL 0.1

Alder 7, 5 Willow 10

1 July 1994 Ft Providence Rd to Tellowish  
SWTH (NS)  $\frac{1}{1}$  Fuzleaf stem WS 80% con

- st and pluck berries (3) (2)
- lunge + pluck berry (3) (4)

803

MYWA ♂ (NS)  $\frac{10}{20}$  WS tw < 4cm Aspen 50% con (C)

- st + probe needle (7) (3)
- st + glean re (7) (3)

1 July 1994 RAE

YENA  $\frac{2}{6}$  Aspen ♂ (S) tw < 1cm willow 0% con (B)

- st + gl tw (4) (3)

804

July 1774 Ft Providence - Rd to Yellowstone  
MYWA ♂ (NS) WS  $\frac{8}{12}$  br  $\frac{2}{1}$  cm Aspen 50% con

- reach over & probe needle (3) (2)
  - up strike & hover gleam (3) (3)
- 797A

TEWA ♂ NS Aspen  $\frac{5}{8}$  tw 1cm Aspen ~~50%~~ 50% con

- st & gleam VL (2) (2)
  - reach over & gleam lat (3) (?)
- 798

PAWA? (NS) 5 Pine  $\frac{6}{6}$  br 1cm BS ~~100%~~ 75% con

- st & probe needle (1) (2)
- 799

MYWA ♂ (NS) Tan  $\frac{8}{8}$  br  $\frac{1}{1}$  cm BS 95% con

- up strike 8 cm & hover gleam (3) (1)
- 800

DEJU (NS) WS  $\frac{7}{12}$  br 1cm 5 Pine 95% con

- st & probe ne (4) ? uk (3)
  - st & probe ne (?) (4)
- 801

CHSP (NS) WS  $\frac{1}{1}$  br 4cm 5 pine 95% con

- reach down & probe ne (4) uk (1)
- 802

30 June 1994 - Whittaker Falls

GRJA (NS)  $\frac{6}{10}$  WS br 1cm (B) pine 20% con

- reach down & glean (Y) uk (2)

- reach for & probe (?) (1) 791

GRJA (NS)  $\frac{3}{14}$  LPP br < 1cm (A) Pine 90% con

- reach over & probe bark on trunk (1) (2)

792

GRJA (NS)  $\frac{2}{5}$  LPP br 2cm (A) Pine 80% con

- reach down & glean trunk (A) (3)

793

TEWA ♂ (NS)  $\frac{6}{12}$  WS tw < 1cm (C) Pine 90% con

- st & probe needle (Y) uk 794

1 July 1994 Ft Providence winter road

ALFL ♂ (NS)  $\frac{2}{4}$  willow br 1.5cm (C) Aspen 0% con

- lunge 180cm & lever stem thimble berry leaves (?) (1)

795

YEWA ♂ (C)  $\frac{1}{4}$  willow tw < 1cm (C) Aspen 0% con

- st & gl tw (Y) uk (1)

- st & gl tw (Y) uk (1) 796

~~MYWA ♂~~

29 June 1994 Ft Simpson

RBGR ♂ (NS) 7/13 WS (~~tw~~) br < 1cm WS 80% con

- up strike 30 cm gleam needle (2)

786 J

REVI? (NS) 15/18 WS tw < 1cm WS 70% con (C)

- reach out & ~~probe~~ gleam needle - bud warm pop? (4) (2)

- up strike 40cm + hover gleam VL (4) Uk (2)

787 J

TEWA ♂ (NS) 7/10 Birch tw < 1cm 70% con (C)

- hangs down + gleam <sup>Bud</sup> leaf (N) (2)

- up strike 20cm + hover gleam <sup>(N?)</sup> willow lf (3)

788 J

RBGR ♂ (NS) 2/2 dogwood br < 1cm Alder 5% con (B)

- sit and eating berries (4)

- sit + gleam VL Alder (4)

789

CHSP ♂ (NS) 11/17 WS tw < 1cm (C) Birch 30% con

- sit & probe needle (2) (2)

- reach over & probe needle (4) (2) ok

790 J

29 June 1994 - ~~Forest~~ Ft Simpson Golf Course

YEWTA ♀  $\frac{10}{16}$  pop tw < 1cm (C) pop 0% con

- stand + gleam twig (P) (1)

780 ↗

COGR ♂ (WS)  $\frac{15}{17}$  pop tw 1.5cm (B) pop 0% con (3)

- up strike 5cm gleam UL (P) large insect/cut.

- st + gleam (P) large insect. (3)

781 ↗

LEFL? (WS)  $\frac{8}{18}$  pop tw < 1cm (B) pop 0% con

- up strike 80cm gleam UL (?) (3)

- up strike 60cm gleam UL (?) (2)

782 ↗

LEFL ♂ (S)  $\frac{7}{17}$  pop tw < 1cm (B) pop 0% con

- up strike 50cm gleam branch (?) (1)

783 ↗

CHSP (WS)  $\frac{15}{22}$  WS tw < 1cm (B) WS 80% con

- st and probe (P) (2)

- reach down + prob (P) (2)

784

RBGR

RBGR (~~♀~~) dead WS  $\frac{7}{11}$  tw < 1cm WS 80% con (A)

♀ + lunge 2cm gleam trunk (P) ?

- st + gleam (P) insect? ~~made~~

785

28 June 1994 - Blackstone Lizard Hwy N.W.H.  
TEWA ♀ 1/3 Alder (B) br < 1cm Aspen 40 con

- st + probe dead leaf (?) (2)

- st + glean tw (4) (1) 773

29 June 1994 - Ft Simpson

MAWA ♀ 7/15 WS (B) br 2cm Poplar 10% con

- lunge up strike + hover glean needle (4) Uk (2)

- stem reach down + probe needle (4) cat? (2)

774a

LEFL ♂ (S) 1/12 pop (C) br 1cm Popl 10% con

- lunge 130cm 40° down hover glean leaf (?)

775

WAVI? 3/5 (NS) pop (A) br < 1cm Pop 10% con

- lunge + hover glean leaf (?) (3)

776a

WAVI? (NS) ~~WS 8/12~~ 9/13 tw < 1cm Pop 10% con (C)

down strike land + glean needle on WS 8/12 (4) cat. (2)

777a

LEFL? (NS) pop 3/17 br 1cm Pop 0% con (B)

- lunge 35cm + glean tw (4) ? (bill wipe) (3)

778a

REVI ♀? (NS) 9/18 pop br 1cm pop 0% con (B)

- up strike + glean tw (4) Uk bill wipe (4) 779

28 June 1994 Blackstone Land Hwy North

TEWA ♂ <sup>(WS)</sup> 3/4 Alder ~~to~~ <sup>to</sup> 4cm Aspen 5% con

- hang side glen still (2) ? (2)
- reach over probe curled live (1) cut
- reach down glen last (1) ?

767

TEWA ♂ (WS) Aspen 10/26 (C) to 4cm Aspen 5% con

- hang down + problem at glen lunge downward 50° to catch falling cat ~5m (4) (1)

768

TEWA ♂ WS 6/8 WS to 4cm? WS 60 con (B)

- hang up strike 10cm, hang up-s-down probe Needle (4) (8)

769

CHSP ♂ WS 13/14 WS to 4cm WS (C) 50 con

- lunge up beam hover glen needle (3) ?
- reach down + probe needle (4) cut?

770

AMRE ♀ 1/3 Alder (B) to 4cm Aspen 40% con

- lunge 20cm glen still (1) ?

771

REVI ? 10/13 WS (D) to 4cm Aspen 40 con

- up strike 5cm hover glen needle (4) ? (1)

772



28 June 1954 - Grand Hwy

GCK1 ♂  $\frac{12}{21}$  WS to stem (C) WS 70 con

- reach out + probe needle

760A

TEWA ♂ (NS)  $\frac{11}{22}$  WS to stem (C) WS 80 con

- stem + probe needle (?)

761A

TEWA ♂  $\frac{1.5}{3}$  willow to stem (C) WS 60 con

- stem + prob dead curled leaf (?)

7632

MAWA ♂ (NS) Alder  $\frac{4}{6}$  sub 4cm (B) willow 40 con

- reach down + stem to (P) (Q) UK

7639

BOCH ? (NS) BS  $\frac{8}{12}$  to stem (B) BS 90 con

- hang up + stem br (Y) UK

764

CHSP ♂ (NS) WS  $\frac{12}{13}$  br 4cm (B) WS 50 con

- st + probe/stem needles (P) (4)

765A

TEWA ♂ (NS)  $\frac{7}{9}$  br stem (C) WS 50

longer 1.5 cm  
horiz stem needles (P) UK

766A

28 June 1994 - Blumberg / Lind Hwy North  
CHSP ♂ (NS)  $\frac{7}{21}$  WS to stem WS 70 con (C)

- reach up & probe (U) needle
- reach down & probe needle (Y) etc

753

BOCH (NS)  $\frac{6}{7}$  WS to stem ~~WS 50 con~~ willow 40% con (C)

- reach down & probe needle (Y) cat, then

754

TEWA ♂ (NS)  $\frac{12}{19}$  WS to stem (C) WS 70 con

- reach out & prob needle (Y) cat.

755 ↗

CHSP ♂ (NS)  $\frac{5}{6}$  WS to stem (B) ~~WS 50 con~~

- reach down & probe needle (Y) ? (3)

756

TEWA ♀  $\frac{3}{6}$  WS to stem (C) WS 50 con

- hang up & probe needle (Y) cat (2)

757

TEWA ♂ NS  $\frac{1}{4}$  willow to stem (C) willow 40 con

- st & stem leaf (P) cat (3)

758 ↗

TEWA ♀  $\frac{9}{24}$  WS to stem (C) WS 80% con

- Reach down & probe needle (U) 759
- st & probe needle (P) cat.

28 June 1994 - Blackstone / Linn Hwy north  
MAWA ♂ (NS)  $\frac{4}{12}$  WS tw 4cm (B) WS 90% con  
- reach out & probe lichen (?) (1)  
747

MYWA ♀ (NS)  $\frac{14}{18}$  WS br 4cm (C) WS 90% con  
- hover glean twig (?) (2)  
- hover glean needle (?) (2)  
- sally (?) (2)  
748

BOCM? (NS)  $\frac{16}{19}$  WS br 3cm (B) WS 90% con  
- reach down & glean branch (3)  
~~750~~ 749

GRAT? (NS)  $\frac{5}{12}$  WS br 2cm (B) WS 80% con  
- probe bark flake (N) (2)  
750

TEWA ♂ (NS)  $\frac{11}{17}$  WS tw 4cm (C) WS 80% con  
- probe needles (N?) (2)  
751

TEWA ♂ (dit) (NS)  $\frac{8}{11}$  WS tw 4cm (C) Birch 20% con  
- glean twig (stand) (?) (1)  
- star & glean twig (?) (1)  
752

27 June 1994 Blackstone/Lindbury-Horsley  
• LIS P? (NS)  $\frac{17}{21}$  BS Tw (4.1cm) (B) 20cm (0.3L)  
reach over + glean (Y) needles Uk. prey (2)  
742

WTSP (NS)  $\frac{21}{22}$  WS tw 1cm (B) 70cm 30.3L  
- st + probe needle (N) (3)  
- st + probe needle (N') 743

27 June 1994 Blackstone

TEWA ♀ (NS)  $\frac{7}{9}$  popl Tw 4cm (B) poplar 0.70cm  
- hang down + glean (cut) (Y) cat (3)  
- stand + glean (cut) (Y) cat (3)  
744

CHSP (NS)  $\frac{5}{9}$  Willow Tw 4cm (B) Alder 0.70cm  
- lay <sup>down</sup> up glean at 11 (3) (Y) Uk  
- stand + glean 1A (3) (Y) Uk  
745

MAWA ♂ (NS)  $\frac{6}{12}$  WS Tw 4cm (B) Poplar 1.50cm  
- hover glean 2.5cm (N) needle  
- reach <sup>down</sup> over + glean (N) needle  
- reach over + glean twig (Y) cat.  
746

26 June 1994 HAY Lake cont'd

WETA ♂ (N) 1<sup>3</sup>/<sub>2</sub> WS ? perch (C) 70 WS 30 BL (C)

- lunge 2m, then chase 5m flying insect (Y)

566 ↗

RCKI ♀ 1<sup>2</sup>/<sub>8</sub> WS < 1cm (B) 80 WS 20 BL (C)

- glean from seedles (Y) insect?

(Building nest nearby - WS 1<sup>6</sup>/<sub>19</sub> m from trunk on 6.5m branch <sup>sp. in willow</sup>)

567 ↗

WAVI ? (N) 7/9 willow < 1cm (B) 100 BL (C)

- hang down + probe curled leaf (Y) caterpillar

739

REVI ♂ (WS) 5/6 Alder < 1cm (B) 80 BL 20 WS (C)

grabbed curled like leaf w/ bill, pulled it down below to it w/ foot + probed. (Y) caterpillar

740

TEWA ♀ (WS) 8/9 < 1cm (B) 80 BL 20 WS (C)

- probe curled leaf (N)

- probe curled leaf (N)

741 ↗

HAFLE(N) 10/21 4cm (C) 20WS 10BL (1)

- Selly 0.3m (N)

562

HAFLE(S) ditto 10/23 WS 4cm (B) 20WS 10BL (2)

- lunge, hover, land + probe needle masses (Y) UK

- lunge/selly 2.0m (?)

- lunge 2.3 glean bud on trunk of Aspen (?)

563

BBWA ♀ 10/18 WS 4cm (B) 20WS 10BL (2)

- probe needles (Y) UK

- hang up probe needles (?) UK

- glean underside needles (Y) UK

- lunge + glean needle (?)

~~lunge 2.3m glean bud on trunk of Aspen (?)~~

564

TEWA ♂ (NS) 9/12 Birch 4cm (B) 40BL 60WS (3)

- probe could live leaf (N)

- glean underside leaf (Y) caterpillar

- glean top side leaf (?)

565

25 June 1994 Hay Lake Camp - Poplar  
MAWA ♀  $\frac{1}{2}$  dogwood (B) glean 100% BL (3)  
up strike  
lunge + glean underside leaf (?) 0.3m 45° up  
568

3BWA ♂ (WS) WS (B) 90% 10WS (2)  
- lunge  $\frac{1}{3}$  1.3m 10° down flying insect (N) glean thru  
- sally  $\frac{1}{2}$  2m perch 1.5m flying insect (?)  
 $\frac{6}{32}$  - lunge  $\frac{1}{3}$  up strike 0.2m 60° up glean underside needle.  
569

WETA ♂ (same as 3 before)

lunge 11m 20° down (N) flying "artistly"

26 June 1994 Hay Lake

WETA ♂ (same) SAA (same tree)

- lunge + glean underside poplar lf (?)

560

BCCH ♂?  $\frac{10}{18}$  poplar  $\frac{1}{2}$  glean (B) 40BL 60WS (2)  
glean branch (?)

SOVI ♂ (S)  $\frac{16}{16}$  WS 1cm (A) (C) <sup>top</sup> 90WS 10BL (1)

- glean twig (Y) winged insect

- hang up glean twig (Y) ? prey insect

- hang up-side-down probe needle mess (?)

561

25 June 1994 - Hay Lake Loop

• AMRE ♂ (same) <sup>4/ yellow</sup> ~~1/2~~  $\frac{6}{8}$  cm  $\frac{6}{8}$  SFA

glean underside leaf (Y) caterpillar  
562

• BCCN? 1.5/3 WS  $\leq 1$  cm (B) 99 BL 1 WS (3)

hang up + probe needle mass (Y) caterpillar

563

• BCCN? 5/7 willow  $\leq 1$  cm (B) SFA (2)

glean underside leaf (Y) caterpillar

• WAVI ♂ 6/19 WS  $\sim 1$  cm (B) 70 BL 30 WS (1)

twig glean (?)

564

• WAVI ♀? 7/19 WS ? cm (B) SFA (1)

lower glean twig (Y) UK

565

• BBWA ♂ 6/26 WS (B)  $\leq 1$  cm 60 WS 40 BL (2)

probe needle mass (N)

566

• WETA ♂ 9/22 Poplar (B) 1 cm 90 BL 10 WS

longer wind 7m 15° down

(N) densely fed

567



24 June 1994 cont'd Liang Hwy  
BOCH (same) 16/21 (B) 50 WS 50 BL (2)

glean twig (P) wk

587

BOCH (same) 18/21 (B) SAA (3)

glean needle clump (?)

25 June 1994 Hang Lake

WETA ♀ 13/27 (C) 50 WS 50 BL <1cm

opportunistic flush pursuit. while searching, landed on branch  
prey items fall, WETA then flew down ward - 8m (?)

588

REUI? 8/11 Alder <1cm (B) 60 WS 40 BL (2)

leap up 0.3m 80° up glean underside leaf (?)

589

WETA ♂ 15/15 sand WS (C) 90 WS 10 BL (1)

hover glean twigs (?)

590

ALFL? 17/23 WS <1cm? (B) 95 WS 5 BL (2)

lunge upward 20°, 0.3m glean twigs (?)

591

AMRE ♂ (7th yr) 8/10 Willow <1cm (B) 100 BL (2)

flush pursuit. 0.4m strike leaf 0.5m to twig. (N)

592

24 June 1994

• SWTH 15/18 (3) (C) <1cm<sup>WS</sup> 70 BL 30 WS

466 lunge down 0.4m 60° down glean branch tip (?)

• ARE ♀? 5/6 Alder (B) <1cm 50 BL 50 WS (3)

467 glean underside of leaf (4) unknown prey

• ALFL ? 7/8 Willow (B) <1cm 90 BL 10 WS (1) (4/10)

↑ Sallee 0.4m 20° up return to dot branch (?)

↓ 468  
• ALFL (same) 2/8 Willow (C) <1cm SAA (1) (4/10)

Sally 2.5m 20° down continue thru to new peak

• CHSP ♀ 19/19 WS (B) <1cm 80 WS 20 BL (1)

469 glean needles (?)

• BOCH ? 21/25 WS (B) <1cm 60 WS 40 BL

↑ reach down + glean (?) needle mass

↓ 470  
• BOCH (same) 18/20 WS (A) <1cm (2) 50 WS 50 BL

glean needles (?)

22 June 1994

• TEWA ♀  $\frac{3}{4}$  Alder (B) < 1 cm (B) 80BL 20WS

46 probe curled live leaf pulled out green caterpillar (Y)

• TEWA ♂  $\frac{2}{19}$  Tam (B) < 1 cm (B)

65 Tam, 20 Spr, 15 BL

46 probe needle mass (?)

462 ♂

• TEWA ♂  $\frac{4}{6}$  Alder < 1 cm (B)

65 Tam 20<sup>BS</sup> 15 BL

glan leaf (?)

463 ♂

• TEWA ♂  $\frac{4}{4}$  Alder (C) < 1 cm SAA

hover glan underside leaf (?)

• TEWA ♂  $\frac{4}{5}$  Alder (C) < 1 cm SAA

hover glan curled leaf (Y) green caterpillar

• CHSP ♂  $\frac{2}{4}$  Alder (B) < 1 cm SAA

46 glan ?? green caterpillar (Y)

• TEWA ♂  $\frac{2}{4}$  Alder (B) < 1 cm SAA

hangy sideways + glan underside of leaf (?)

465

20 June 1994 cont! Blackstone

- BCCM?  $\frac{4}{10}$  Alder ~~4/10~~ (B) < 1cm 95BL 5WS  
plunge down 30° 1.0m <sup>NOT sufficient</sup> picked up curled dead leaf that  
was hanging from a branch, carried in beak to a  
branch where the bird examined it quickly, found  
nothing and dropped the leaf - I think the  
leaf coming off was accidental, but the BCCM took advantage

<sup>5/4</sup>  
• RBGR?  $\frac{8}{13}$  willow (B/A) < 1cm 95BL 5WS  
glean underside of leaf (C) green caterpillar

21 June 1994 - Blackstone area

- WTSP?  $\frac{7}{10}$  willow (B) < 1cm 100BL  
glean on actually bit <sup>leaf</sup> ~~vegeta~~ (?) 45F

- AMRO?  $\frac{6}{25}$  Birch no perch (A) 100BL  
hover glean off trunk 45F

22 June 1994 - Linn and thuy

- RCKI?  $\frac{10}{22}$  BS (C) no perch 85BS 15BL  
hover glean needle mass tip (?)  
45F

- GRJA?  $\frac{13}{13}$  BS < 1cm (C or A) 80BS 20BL  
probe needle mass (?) 45F

20 June 1994 cont'd

• CHSP? 10/20 (B) < 1cm <sup>WS</sup> ~~80WS~~ 80WS 17 Ten 3 BL

↑ reach down + probe needle (C)  
↓ 457 (jaws out of nest)

• CHSP? 12/22 (B) ~ 1cm <sup>WS</sup> 80WS 17 Ten 3 BL

reach down + probe needles (C)

• TEWA ♀ 35/35 (B) < 1cm <sup>Alder</sup> ~~50~~ 5 AA

hover glean underside leaf (N)

• BCCH ♂? 10/13 (C) ~ 1cm <sup>dead limbs of willow</sup> 100 BL

hang upside down pulling out pupa or egg case from crack in branch fork

• BCCH: 4/5 willow (B) < 1cm 75% BL 5 WS

hang sideways glean underside of leaf (C) caterpillar

• BCCH? 5/12 willow (B/C) < 1cm 95% BL 5 WS

hand side + prob curled leaf (N)

• BCCH 1/12 willow (A) < 1cm 9 AA

glean caterpillar off trench (10 diam cm) (Y)

20 June 1994 Blackstone Cont 1

• MOWA ♂  $\frac{8}{10}$  Willow <1cm 90 BL 10 WS

reach down glean leaf (N) flying insect took off  
447a

• AMRE ♀  $\frac{6}{8}$  Alder <1cm 100 BL

glean caterpillar underside leaf (Y)  
448

• PHVI ♂  $\frac{7}{9}$  Willow <1cm 95 BL 5 WS

lunge down 20° @ 0.3m + hover-glean underside (F) (Y) (W)  
449a

• SWTH ? 0 Ground 50 BL 5 WS

flew down out of willow tree 1.5/5 - ~2m down 60° landed on  
ground and picked up food item (gravel??) and flew away

20 June 1994 Liond Hwy - south of Blackstone

• ALFL  $\frac{7}{9}$  Willow <1cm (B) 80 BL 20 WS

lunge horiz. glean off branch 2cm (?)  
450a

• BOCH  $\frac{21}{27}$  WS <1cm 60 WS 40 BL

↑ needle clump probe (?) (B)

451

↓ BOCH  $\frac{20}{21}$  WS <1cm (A) 60 WS 40 BL

hang sideways probe cone (?)

19 June 1994 Blackstone Park Camp Cont'd

• BOCH  $16/22$  WS  $< 1\text{cm}$  (C) 70 WS 30 BL

hung up probe needle mess tip (?)

• WETA  $25/30$  WS  $< 1\text{cm}$  (A) 50 WS 50 BL

long large probe needles (?) wing flap recovery

442

• WETA  $23/30$  WS  $< 1\text{cm}$  (C) 50 WS 50 BL

down strike <sup>50° down 0.6m</sup> + hover stream (?) at needle mess tip

443  
• MAWA  $8/10$  willow  $< 1\text{cm}$  (A) 80 BL 20 WS

gleaned caterpillar bottom of willow leaf (?)

20 June 1994 - Blackstone Camp

• REVI  $8/20$  poplar  $< 1\text{cm}$  (B) 95 BL 5 WS

reach + glean underside of leaf (?)

444

• LEFL  $11/18$  poplar  $< 1\text{cm}$  (B) 100 BL

sally upward  $70^\circ$  1.3m (N)

445

• MAWA  $8/10$  willow  $< 1\text{cm}$  (B) 100 BL

twice glean ( $< 0.5\text{cm}$ ) (?)

446

17 June 1994 Whittaker Falls Area

• BOCH ♂<sup>15/22</sup> Jack Pine 1cm 50BS 30JP, 20BL

Hang upside down probe + peck cone (?)

↓ 434

• BOCH ♂? (same) 18/20 Jack Pine 1cm 50BS, 30JP, 20BL

Reach down probe/peck cone (?)

19 June Blackstone Park

• AMRE ♀? 8/10 Alder <1cm 100% PL (A)

Wing down 15° curve up glen leaf underneath (?)

• MAWA ♂ 8/13 Willow ~1cm + 100 BL (A)

Reach and probe curled leaf and pulled cottony fiber out (?)

• BOCH? 16/28 Wt Spr <1cm 80WS 10BL (B)

needle mass probe hanging side w/ wing flapping assist (?)

• MAWA? 10/18 WS <1cm (B) 70WS 20BL

Reach + glen underside + use h (?)

↓ 440

• MAWA? 9/25 perch? (C) 70WS 30BL

Sully 1.2m 10° down (?)



15 June 1994 Liard River Camp Area

• AMRE 5/9 willow < 1cm (B) 75% BL 5 WS

↑ How glean underside leaf (?)

Post Jean Marie turnout Hwy 1

• AMRE 5/7 willow < 1cm (C) 100 BL (w/flow)

↑ reach down + glean off branch < 1cm (D)

↓ 432 8 imm

• AMRE 4/7 ~~willow~~ willow < 1cm (B) 100% BL

↑ leap up 0.2m glean caterpillar of underside leaf (Y)

18 June 1994

Falls Camp

• TEWA ♀ 8/13 BS < 1cm (C) 60 BS 40 Tan

↑ prob tip of needle mass (?)

• RCR 1 ♂ 6/8 BS < 1cm (C) 70 BS, 5 Tan, 5 Popl

↑ reach down 70° probe needle mass tip (Y) unknown item

• PAWA ♀? 7/21 BS < 1cm (B →) 95 BS, Tan 5

↑ sally 0.2m 60° up (?)

↓ 237

• PAWA 9-25/11 BS < 1cm (B) 95 BS, 5 Tan

Reach down + probe needle mass, the food item dropped

and PAWA probed downward and got it at ~5m tree Ht. (Y) A

13 June 1994 Ft Simpson

• REVI 18/24 Wt Spruce 10% WS 60% Alder willow  
0.5m 30° up (B) need mass < 1cm UK

• PHVI 13/17 Wt Spruce 90% BL 10% WS  
up strike & hover <sup>at branch tip</sup> ~1m 60° (B → C) perch?

Camp Ground

14 June 1994 - FF Simpson Campground

• REVI 10/15 willow < 1cm branch. to Wt willow  
lunge and hover 15° down (C) 90% BL 10% WS  
success for

• REVI 17/19 Wt Spr 90% BL 10% WS  
prob branch tips. success. below ~1cm

• LEFL 8/10 Willow < 1cm 90% BL 10% WS (B)  
lunge/up strike 1.5m 30° up (Y) got something off underside of Alder

14 June 1994 Liard Riv. Camp Area (Ft Simpson)

• MYWA ♀ 25/26 Wt Spruce 50 WS 50 BL (C)

↑ hover glean/probe tip of spruce (?)

• MYWA ♀ 25/26 WS 50/50 (SAA) (B)  
probe into needle mass (Y) caterpillar < 1cm

11 June 1994 Blackstone Campground, deciduous forest

BOCH 10/20, <sup>perch</sup> fat (C)

Poplar 40, Willow 10, WS 5, Alder 10, open 35

Probe, caterpillar from needle clump top

AMRE ♀ 5/13 <1cm (B) Alder <sup>broad</sup> 100% BL leaf

Flush Pursuit 0.8m 10° down, struck underside of leaf

12 June 1994 Blackstone Park - camp rd.

WETA ♂ 27/33 Aspen (B) Aspen 50% WS 50%

perch? up strike 60° angle for 0.6m. prey? suc.

Nesting Note - RCK1, ♀ building nest spiderwebs w/ debris ~~in~~ twigs. In space between two trees - black spruce - nest <sup>6.5</sup> 6m, tree 8m. The 2 trees at nest are about 0.2m apart Black Spruce Bog - can ht 6-10m range

13 June 1994 - Ft Simpson Area

TEWA ♂ 7/11 Poplar (B) 100% broadleaf (popl 90 willow 10)

lean & glean underside of leaf, perch <1cm, success JK

species date overall habit / photo cal. 1/2

bird ht. / tree ht.

perch size diam

2.5m circle % tree cover ~~comp~~

type of attack

direction

distance

tree zone

Success? what prey?

3+ ~~stare~~  
Glean

foliage type

le leap

up surf

us up strike

lower surf

lv lunge

SUBSTRATE

reach up

ll - lower leaf

reach down

ul - upper leaf

hang down

l - leaf ? surf

u up

side

u/s. down

probe

hover

flush pursuit

Flutter Glean

XCG 040

Pravosudov

---

Species

singing?

date

Location

habitat

Tree Ht

Bird Ht

perch sub-top, top

perch size

substrate - ll, v (etc.)

tree type - ws, pp, bi (etc.)

number

number 2

Attack


prog.

Attack distance

cover - 4

% cover

Zone



FORESTRY SUPPLIERS  
4921



RECYCLABLE/RECYCLABLE  
This cover is made of 100%  
post-consumer recycled material.

"Write in the Rain" A unique All-Weather Writing Paper coated to shed water and enhance the written image. It is widely used throughout the world for recording critical field data in all kinds of weather.

Available in a variety of standard and custom printed case-bound field books, loose leaf, spiral and stapled notebooks, multi-copy sets and computer papers.

"Write in the Rain" All-Weather Writing Papers are also available in a wide selection of rolls and sheets for printing and photocopying.

a product of:

J. L. DARLING CORPORATION  
TACOMA, WA 98421-3596 USA