

[EXTRACT HISTORY OF NORTHWEST.]

COUNCIL OR MEDICINE TREE.

On the 22d day of August, 1804, Captains Lewis and Clark, with forty-two enlisted men, passed the mouth of the Big-Sioux River about one mile to the south of this renowned tree. On the day before, viz: August 21, 1804, while the command of Lewis and Clark laid over at a point about five miles below to pay their respects to Sergeant Charles Floyd, who was buried on the summit of a high bluff with the honors due a brave soldier, it is believed that the Sioux Indians, who inhabited this section and were known as the Yankton Sioux, were at the same time holding council by their chiefs and medicine men under this tree, and were excited beyond measure on account of the proceedings taking place five miles below them on the Missouri river, by what to them was an invasion of their country by the long hated yet never until now seen white man. If this noble tree could now communicate to us what took place there on that day and on the days following until the summer of 1848, when Wm. Thompson settled at the mouth of the Floyd river, history would then indeed be complete. In 1846 it is believed that Theophile Brughier made choice of the land where this tree now stands, as he was a prominent man and acquired great influence with the Yankton Sioux, and became the firm and staunch friend of Hu-yan-e-ka (War Eagle), who was always the friend of the white men. Hu-yan-e-ka (War Eagle) being about 18 or 20 years old at the time Lewis and Clark passed up the river, August 21, 1804, was no doubt among the many who counseled on that day under this tree of what should be done with the invaders. The title of the Indians to this land became extinct in 1847, and in 1849 Mr. Brughier settled on it and became the owner. The evidences of burnt stone and bone under the grass and roots tell us much of what has taken place under the shadow of this great tree; and like the bird that comes home to die, so with Hu-yan-e-ka, (War Eagle), when aged and feeble, he came and died near this historical tree, in 1851, and was buried, like Floyd, on the summit of a high bluff overlooking this now beautiful park, where the eye with one vision can scan a portion of the commonwealths of Iowa, Nebraska and Dakota, with Highland and the Corn City as a background. Perhaps the last council of a chief was held under this tree in 1854, when Smutty Bear, the successor of Hu-yan-e-ka, was surprised to find John K. Cook and Gen. Lyon, who fell at Wilson's creek, with others, making a survey at the mouth of the now Perry creek, where Sioux City now is. Smutty Bear ordered Dr. Cook to cease his labor, but not succeeding, he is supposed to have repaired to the old council tree, and there, with chiefs and medicine men, decided to strike their teepees and departed to the northwest; and it is believed that this was the last council ever held under the ancient tree on the once famous camping ground of the Sioux, now the Riverside Park.

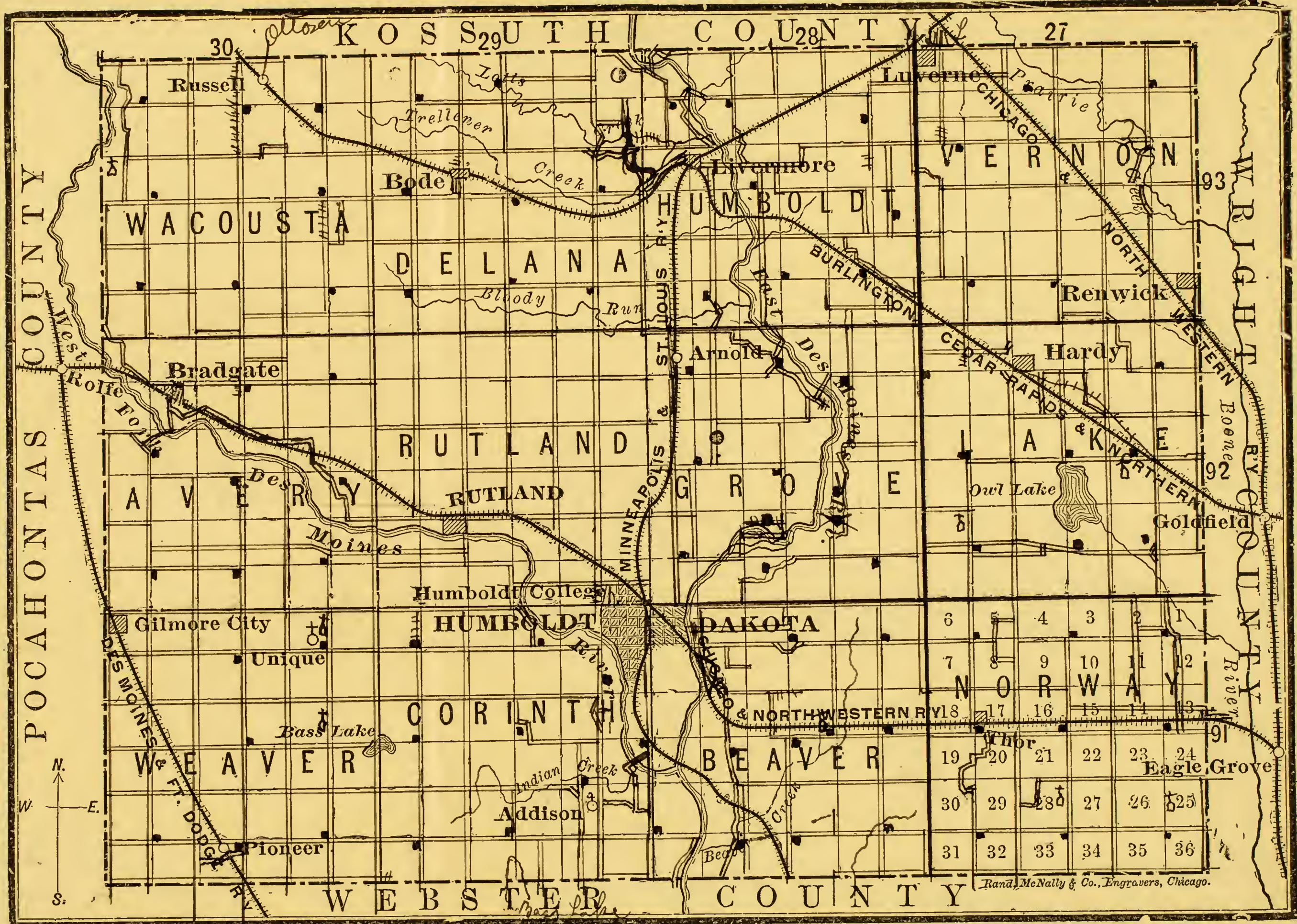
WAKA-CHA-SHA, Pet of the Sioux.

TAFT & CO'S. Map of Humboldt County.

[S. H. TAFT, the senior member of our firm, is the original proprietor of the Town of Humboldt.]

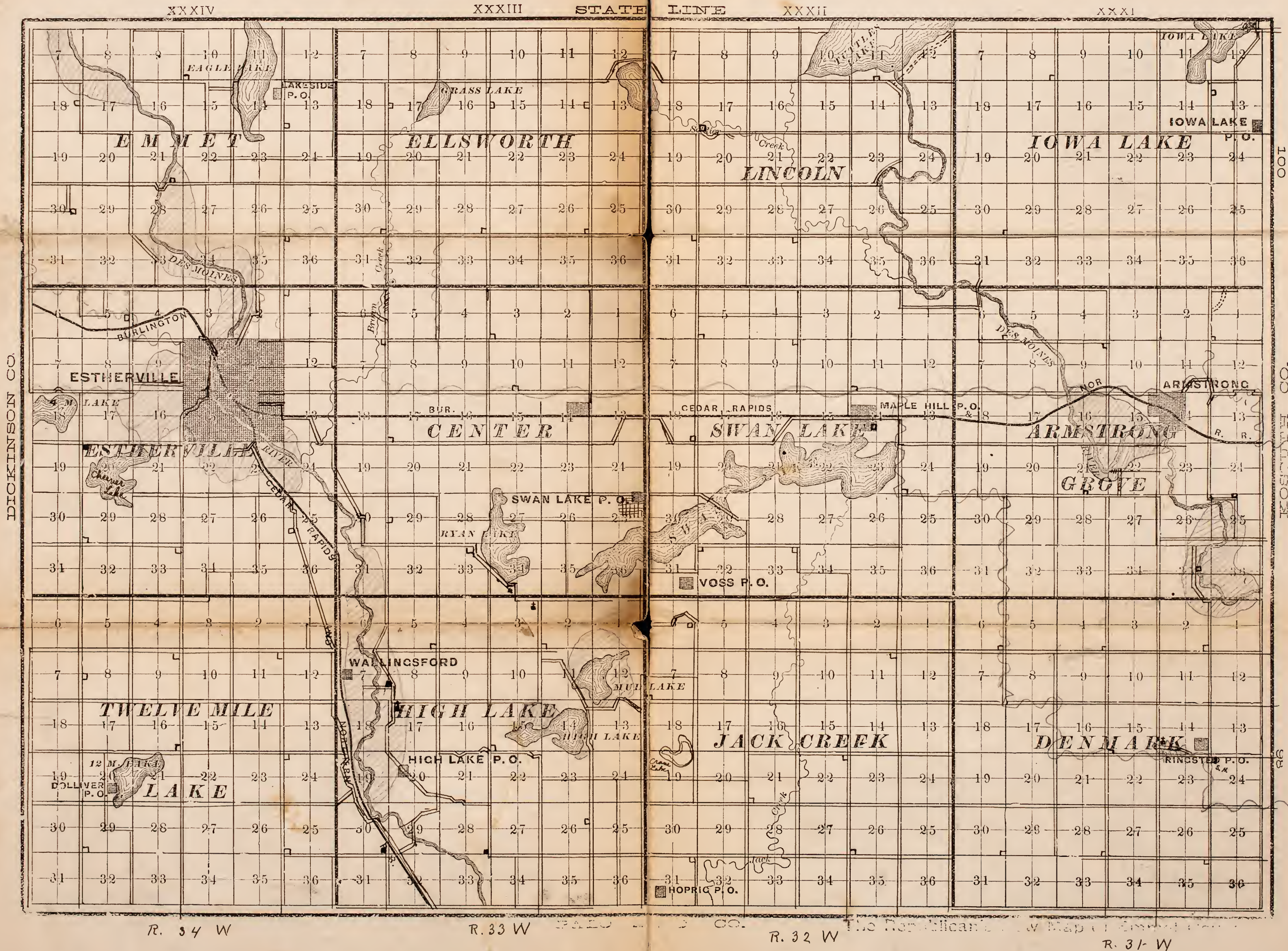


Humboldt County is acknowledged to be one of the best farming and stock raising counties of our great State. During our 33 years' residence here there has never been a total failure of crops. We are located about 100 miles north of Des Moines and few counties in the State are so well supplied with railroads. Every township has a station. The county is settled with an active, industrious and progressive class of citizens, and our public schools and church privileges are unexcelled. Our lands are still cheap and we can now sell you good farms which will soon double in value. Now is a good time to buy, either for actual use or as an investment, for the time is not distant when our lands will be as valuable as those of Illinois and the older States. Our First Mortgage Farm Loans are as SAFE AS GOVERNMENT BONDS, and we can offer special inducements to those who wish to safely invest their money in this manner. Write us for full information. [October, 1895.]



Rand, McNally & Co., Engravers, Chicago.

For Cheap Lands, See WOODS BROS. & BITHER, Estherville, Iowa.



DICKINSON CO.

001

KOSCIUSKO CO.

50

14
12
13

21

R. 34 W

R. 33 W


R. 32 W

R. 31 W

The Republican's Map of Iowa

Dickinson
Emmet
Kossuth
Humboldt

Pocahontas



Native trees at Estherville

- ✓ Bur oak - very common - on high ground
- Wh. Elm - quite common - on lower slopes
- ✓ Red Elm - very common on bottoms
- Wh. Ash - very common - lower parts
- ✓ Basswood - not rare
- Soft Maple Very common on river bottom
- ✓ Box Elder - very " " " "
- Salix amygd - " " " " "
- Red Oak - not rare - on hills
- ✓ Hackberry - ~~occasional~~ not rare
- ✓ Big-leaf - " " " "
- ✓ Crataegus - (big hairy-leaved one) - not rare
- Cottonwood (native?)
- ✓ Walnut - quite common
- ✓ Hard Maple - 2 or 3 little fellows (also large ones - probably native) along river-bottom, - very common
- ^{accidental (introduced)} Quaking asp - common on hill top
- Wild Plum -
- Salix longifolia - low places - common
- ✓ Scarlet Oak - on higher elevated places
- ✓ Prickly ash - not rare - ^{not rare}
- Ostrya - not rare -
- Crataegus corymbosa?
- ✓ Wahoo - not rare
- ✓ Black Haw - " "

✓ Crab apple - not ~~more~~.

Estherville

Started W. - Aug. 5 - 99 - 5 am.
The hills west of E. are gravelly
bouldery, clayey drift. Country
rolling.

Found no grove in S.W. 9 -
N.W. 8 - a small young grove - as 5' d
in that.

The older part is box elder - 3-7 in.
Doing fairly well.

One lone larch - quite tall (20m) in
looking fairly well.

On N. side is a lot of young stuff
soft-maple, & willow for N. side.

In N.E. 5 is a small natural grove
of stunted bur-oak - on side hill
facing N. + E.
S.W., W. + N.W. from school
practically no grove!

In S.W. 31 - Emmet Twp. - Murray's
(Cousin of Ed. of Walford)
Think box elder the very best
tree. Have some ash "doing
pretty well" - Some soft maple, also

"grows well" & willow,
"wouldn't have willow, worms
eat it."

Also tried evergreen, but
without success - wouldn't have
even for nothing.
Have a few larch planted last
year (Charles City nursery) - 3-5'
ft. high. Growing quite well.
Some found to have done well on
edge of grove.
Ash - small trees from river.
Tried walnuts, but didn't
grow.

Dickinson Co

Enter at S.E. cor. Superior Prop.
In S.E. of 36-

Some large cottonwood - 12-18 in
thick along road fairly good, - then
in some dying.

Some willow, & also some soft
maple & some young cottonwood
on W. side. 3-4 in.

A row of hard maples 6 in
diam. in front of house (partly
by other grove, - growing well,
but like the solitary trees along
river, with leaves drying, that
just will.

A small walnut in grove -
growing well.

S.E. 34 Large cottonwoods & willow

SW 34 " " " & smaller "

SE 33 - small willow & young cottonwoods
1/2 grown or less

In sec 3 of Richland Prop. a fine looking
grove of large cottonwoods & willow
could see nothing in 4.

X in 4 of Richland is a
dense grove of young cottonwood (3-4)
on the E. - a row on the W. +
between them a young orchard
all doing well

From Superior to RR.
the country is low + swampy.
On either side, N. + S. almost
no grass are visible.

N.E. 5 - Richland - young box - etc

SE. 31 - Superior Trip -
medium sized cottonwood,
mostly - also small young
orchard protected by cottonwoods
on W, N + E.

N.E. 6 - Richland -
young cottonwood + quite young
maple.

NW. 6 - young grove - soft maple, boxwood
+ cottonwood (last looks ready) also willow
+ a small young orchard

NW 31 - Rather old grove
+ the big cottonwoods + maples
dying at top -
also willow + box wood - cotton
Hedges

SW - 30 - Young grove of
cottonwood, willow, box wood
etc. Not cared for.

Shinn Lake Trip

SE. 36 - Box wood, cotton wood etc

NW. 36 Cottonwood + willow

NW, 36 - Rich looking
medium sized trees, young
willow, boxwood + some
cottonwood.

S.W. 25 - Mostly willow ~~etc~~
some old, dilapidated
cottonwood.

SE 26 - Box wood, willow + cottonwood

Medium
about 4 rows of Eledroctis
1 1/2 - 3 in diam - protected on
W. by willow, also small ash.

WV. 35 - willow cottonwood
etc

Numerous groves can be seen
northward.

The country from RR. (near
Estherville) all the way
to Lake is rolling, &
gravel & boulders everywhere
crop out on ridges.

The subsoil is really
just like that in which
the natural timber
around the lakes grows.

Near Hotel Orleans
found a good many
small ash set out.

Reached Spirit Lake (town)
at 10.30 -

The groves between Estherville
& Hotel Orleans are all
on knolls.

Ran to Milford. by RR.
A merchant (Bardman) at Milford
told me that Westport was the
best top. in county & Milford
good.

The S. end of co. is better for
farming.
Soils generally under Milford, but
westward becomes clay.

In S.E. 2 - Okoboji top -
Found willows with buds all
eaten off by "worms" - say that
happens every year.
Soft maples are poor - dying -
Sycamores no grow.

Says Boxelder best. Ash not
so good here, but grow.
Has a few small fruit trees
on flat prairie

In SW. 2 - a grove mostly of large
box elders - 8-10 in, really nice,
a few soft maples - these are
dying at top.
In rather a low place.

Saw a few Lombardy poplars
to North - dead tops

The native trees along the
river on upper slopes are all
burrows - Lower down are
some red-bark, ash, white pine,
hemlock - on slopes

Mr. Adams

Was box-elder, maple & ash.
Box-elder - none died.
Maples died during dry
season - that is tops -
to roots - then sprouted
again -

Soil makes difference.
On hill - ~~they~~ fruit manure
in in plenty - because land
is dry - soil 2 ft - sub-
soil clay - ^{at well} 20 ft. + 11 ft
blue clay + then sand &
gravel - full of water

not a drop of water above
blue clay.

When roots once reach down
they are all right.
A mile or two S. there is no
blue clay & but little water.
7 mist trees have done pretty
well.

Ash have done first rate.
Some seed by yr. ass. - None
died.

Subject to frosts in spring.
A great many bugs work
on them too, & this makes
them scrubby - when
small - when large
no danger.

Planted 50 walnuts (from Kentucky
or) - All came up, but
2nd year very dry all but
one died. Frost of sometimes
too.

All the trees by yr. ass.
They a lot of white pines
Both sprouts from grove near by
There are 7 more trees

Has mulched nearly all
his trees every year,
White Pines fire
wind break.
ash $1\frac{1}{2}$ - 3 in - Look
vigorous

Maples. triple doug
in rows - 3 yrs - $\frac{1}{2}$ to $1\frac{1}{2}$
in.

Some maples transplants
the where planted with
dull

cultivated just 2 yrs
(potatoes)

No nursery stock
among present trees.

Two elms $1-3\frac{1}{2}$ in - 7
yrs old. Replanted

Two trees in rows

Has orchards 5 yrs

the - protected on N & S
& some on W

Cottonwoods - young trees from seed
at lake. a ft. high. This
is second year. $1-2\frac{1}{2}$ inches 10-12
ft. high

Cherries do well - dry
season killed ~~some~~

also good plums - died
to grow & have come up

Cherries now sprouts - 3 ft.
high - 6 yrs ago. $3\frac{1}{2}$ - 5 in
diam. & lot of fruit
Trees 3 or 4 dozen Scotch Pine
& a few spruce.

None of spruce trees first
yr. From Charles City.

Only 1 Scotch Pine left - $3\frac{1}{2}$
ft. high. ~~all done or killed~~

Parties in the neighborhood
say that Phadette's Spruce
does well

Some of his neighbors planted
them, but didn't do well.

They might, he says, under proper
treatment.

Has some mulberries, 8 ft
high - produce fruit

From Mr. Adkins S, SW
W. + NW + N. almost
no groves are in sight,
just bare houses & barns
can be seen beyond
Hagerty P.O.

From midpoint to river is
flat. W. of river more
rolling to Mr. Adkins
Trance in all westerly
S. + N. directions, flatter
(+ much ^{of it} lower)

Nov. 13

Willow (mostly) small &
scubby, + cottonwood.

Nov. 14

Maple - tupelo & in
some of the rows there
is elm (red-stem)
not looking very well.
Grove mostly soft maple

G. Meyerdick

Planted ash & maple 7 yrs
ago. Maple is better on
lower ground.
Maple were 24 in. + ash
about 6-12 in.

(Old Lantz says best to plant
red + not transplant)

at first (2 or 3 yrs) ash
away behind, but in
grove where no cattle the
ash now have caught up
finely, + will soon outgrow
maple. All his elms are red elms,
all narrow stock -
In the grove where cattle &
horses were turned in + elms &
ash suffered

(Farmers don't like repeat plows.
It certainly encouraged tree-
planting.)

He thinks too many trees killed
by cultivating. Let weeds
grow, cut 'em & let 'em
remain as a mulch.

Says he has respected his trees. If proper care taken, it is a good deal of a job. Watch lawn

Sub soil - yellow clay, somewhat gravelly (some lime?) - Surface water 12-13 ft.

Well is 19 ft deep & just to blue clay.

Another well 13 ft in low place.

Planted some spruce this year, & a few old scotch Pine - just fair. Grown on flat prairie.

SW-13 - about all young box-elder.

NE-23 - cottonwood & box-elder - small (rather)

SW-24 - mostly white Poplar some small box-elder

Planted - good ways apart. All young - white Poplar vigorous. A few small ash.

SE-23 - Little bits of box-elder. Poor.

NE-26 a grove of quite young stuff - couldn't make it out.

From SE. cor. sec. 23 almost no trees visible in any direction. Country only somewhat rolling.

SE-26 - W. & N. are older box-elder & willows (badly worm-eaten) & sycamore (box-elder) fair. On E. are little box-elders

NW-36 - willow & cottonwood

SE-35 - looks vigorous - couldn't make out well.

Westward from turning
could see quite a number
of groves for probably
3 or 4 miles, all are
young stuff.

No. 36 - Westport
Mainly willow & cottonwood
rather large trees for
this country.

Northward almost no
trees visible

Enter Oberlin

Can see many more groves
E. & SE.

SE 30 Cottonwood - 2 1/2 - 3 1/2 in
& box-elder - 1 in & some
larger (2-3 in or more)

N. W. 32 - If there is any
grove it is very insignificant

SW 29 Willow, box-elder, soft
maple - not large

The country from township
line E. is more rolling

N. E. 32 -

Soft maples - 4-7 in dying
at top

Cottonwoods - some down - 6-7 in

Walnuts 4-6 in - about 4 or

5 mile rows, with maple

east of them - Some died

out & whole grove shows

that ought to have been
replanting

A row of them on E. side not

first row

SW 28 - Willow, cottonwood,
box-elder

SE SW 28 - a straggly lot
of some old stuff.

N. W. sec. 36 -

Seems to be mostly willow
& cottonwoods.

SW 25 - little bits of
stuff.

SE 25 - seen to be mostly
large willows & cottonwoods.

NW 32 - (one of my ^{note} plantations)
Big cottonwoods. Also

Plants a lot of
black walnuts & only
those

Between 29 & 32 are
several groves of large
cotton woods & willows, etc.

Mr. Antisdal

most satisfactory tree cottonwood.

& box elders - a lot of new
cottonwood - good for wind break
Whack - good when started

"A tree that stays with you"
Walnuts ought to be planted

where you want them

Butternuts, Juniper, Larch

Scotch Pine do well.

Spruce - not much - Norway's

are good - Black-bills them

may do.

Cedars do pretty well -

White Pine don't do well
here.

Trained them (10 or 12 years ago
but all are dead.

Have now row in nursery.

Austrian Pines color a little

in winter, but are better in

some ways than Scotch Pines

Cultivates evergreens - they

don't want nursery.

He has some cedars & white
Pine growing on edge of
thicket. They are quite limby
looking. He says he would not
plant anything else for
windbreak. Says this isn't
one man in 10 deserves a
grove - don't take care
of it.

There are also willows, cottonwoods
box-elders, etc. in the
place.

SW. 28 -

Willow - *Sambucus*
Box-elder - old place, *Fraxinus*
NW. 33 - Box-elder, *Fraxinus*
Willow - medium size

NG. 29 -

Cottonwood - willow, box
elder, maple
vine, but strong *Quercus*
line

SW. 21 - cottonwood woods

SW. 21 - box elder willow
& cottonwood - not large

SE. 21 - cottonwood, maple,
willow, box elder etc

Richter large

all the other groups ^{on line of travel} were
indistinct. It was too dark
to see. They seemed to be
pretty well established however

From Terrill

NW of 11 - a young
grove of thrifty cottonwoods,
etc.

From a few rods N. of S.E.
cor. sec. 3.

E, S.E., S, S.W. & W, almost
no grove. N.W. at a
distance are several.

The country from the S.W.
corner of Nailford Trp. to
this place is the same
undulating prairie, quite
level, & with frequent
draws & ditches.

N.W. 2 - mostly Willow - rather
small (medium)

Ridgeland Trp

SE. 34 - a grove of
medium soft maple &
white ash. - a good
many of latter. Even from
that soft maple seem to
be of same age.
Diam - 2-4 in.
Some willows
on knoll.

NE. 34 - young maple (type)
& nice medium box elder
along with hedge (poor
wood color) & a few
Balsam of Gilead

NW 35 - small trees

NW. 15 -

Soft maple, willow, & a
lot of spruce 15-20 ft
high & looking fairly well.
Also young walnuts - exposed on N.W.
W. not looking very well.

On knoll & slope walnuts on slope.
Some walnuts dead, some willow. Wood

Towards N. & E. the
country is more rolling (low
colline)

Everywhere on hillsides, & hills
granite & limestone show
stone.

Very few groves in sight
There is a small patch of
oak trees near E. N. 25
of 4 mile lake.

Trip E. from Estherville to
Armstrong.

The groves N. of sec. 18
Center Twp. seem to be
vigorous. Comes up to
oak trees, but includes White Poplar,
Cottonwood maple, & probably
box-elder

S.E. 8 - A grove of good sized
willow & soft maple &
some white poplar (lots of
oak) - all seem to
be thriving.
Grows on high flat prairie
(slight knoll).

NW. 14 - a vigorous well kept
grove. ash, box-elder, walnut
willow & some fruit.
The walnuts are in the best
& are doing well. 1-2 in
more -
Willows badly worn out
Best grove on lands so far

In SW. 10 - Swamp take top
in a nice grove of young
(tufted maple) & alternate
with it rows of ash
nearly as large.

The outer row of ash on
no side doesn't look
as well as those in
thicket.

SW. 11 - Small stuff box -
also protected by a young
worm eaten hedge of willows.

N. from road quite
to Des Moines River there
are practically no
groves. It is a high,
somewhat rolling
prairie.

The grove of Cratty has ^{Willow, Horned}
grape, Ampelopsis, asplenium, etc. Never
disturbed by insects.

Cratty thinks maple & ash
best. His ash have been
showered, but they are somewhat
exposed & planted far apart,
so that grove is open.
Willow makes quick wind
break.

Lombardias are dying. Handy
for poles. Otherwise no grove.
Has some elm growing - doing
quite well.

His walnuts are small & stunted,
but he says they were
transplanted (nursery) & should
be planted where wanted.
Hard Maples grow well in arduous.

Are native along Des Moines Lake.

Thinks law was good

Says no new tree planting now.
Cratty can't make very green grove,

no. 14. & thrifty grove of
large willows & cottonwood, etc.

Enter Kosuth as
N.E. could see several
groves, mostly well
along.
S.E. much fewer.

Brush into Summit.
The E. grove in 82-15.
is a lot of scrubby
willows - planted for
reclamation probably, - in
poor land - small.
The S.W. grove is of
large cottonwoods, ^{at least}
Lombardians - the latter
dying - on knoll.

There is also a small
orchard on S slope.
Mar. 24 is a grove (young)
of willow, soft maple &
red ash. The latter
is keeping up & looks
well - 7-15 ft.
also a scrub pine grove
7-8 ft high, this is
rather low & grass.

also a Thrifty orchard - trees
medium

Kosuth -
NW. 19

a medium grove, largely willow
& maple, a few cottonwoods
etc. On lower knoll,
Looks fairly well,

(On knoll mostly ^{small})
The S.E. of 24 has
(Willows look better on lower ground - ash on slope)
row of willows on E. side
& then some even rows of
willow on W & N. rows of
cherry ash (some died out) in
single exposed row.
The grove about house is
thrifty, willow, ash, one or two
walnuts? etc

NW. 30 - a few large cottonwood
some smaller willows etc.
A straggly affair.
On knoll

SW. 19 - mostly Lombardians &
ash

St. 19 - chiefly lines of
hombardii - 6-8 in, still
looking well. On knoll
& slope

A walnut tree in road
is growing well - 5 in
diam.

S.E. 30 - Large fine
cottonwoods & some cluster
of willows - rather on
lower slope of a slight
knoll.

SW. 32 -

Quite a grove of very
young cottonwoods, & all
some box eldes - as
far as I could see, - all
doing well.

Planted on knoll, & W.
slope - also young ash
with cottonwoods W. & box eldes
S.

Geneva Twp

N.E. 5 - a nice grove
of soft maple - 3-6 in
Some tulip - On knoll
from ridge at this pt.
could look away out E
& N & N.E. & saw almost
no groves. - Rolling
prairie

SW. 5 - young grove in
river valley - looks well.

Native trees along the Des
Moines - down on flat
ash, S. maple, willow
cottonwood, box elder -
None and than anything else
a few tanglers & a number
of large ^{white} elms - plums
salix discolor & lousipolia.

N.W. of 8 - an old grove of
maple on river flat & lombardii
on slopes & knolls, latter dying

SW. 8 - mostly S. maple
 & willow - on slight
 slope look well,
 a few cottonwoods
 S.E. 15 - Cottonwood, Maples,
 willow (fewer) Lombardian
 (some dying) and some
 nice ash. All doing
 well (exc. Lombardian)
 This is on a rather
 low slope. Swamp
 south. A rather old
 grove.
 S.E. 19 - willow, maple,
 Lombardian -
 NW. 29 - mostly willow
 & cottonwood
 E. & S.E. numerous
 larger groves are
 visible. They
 seem to be largely
 cottonwood & willow
 S. & SW, almost no
 groves
 All in sight is slightly undulating
 prairie

From a pt. $\frac{1}{2}$ m. west of
 the train I can see a
 long distance S. & SW. & W. &
 there are very few groves.
 Prairie rather flat, with
 undulation.
 NW. 31 - prof. of ² ~~brush~~
 scrubby willows.

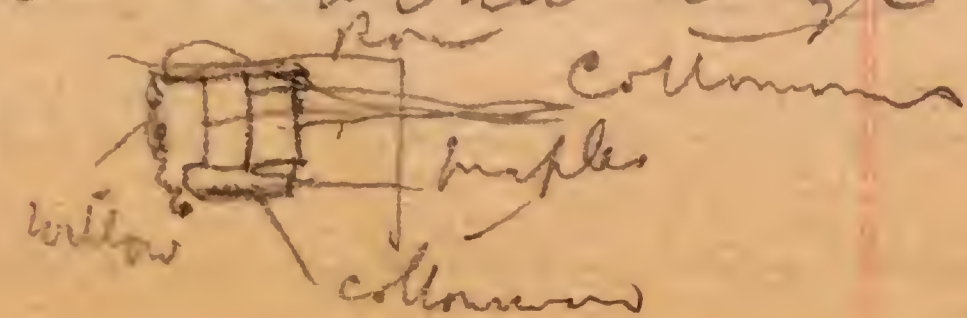
Enter Emmet

Denmark Top

N.E. 25 - Started box elder
 maple, willow & cottonwood
 on small slope (E.)
 maples 4-7 m. Looking well
 during dry year box elder
 wood is best. Soft maple
 a good many dead.

S.E. 23 - I barely see over
 the ridge. It is young
 stuff.

N.E. 23 - Rather large cottonwood
 in rows



Cottonwood look well
6-10 in.

Several rows of cottons on
west, & also maples
on S. look well.

Also some very small
box elders.

SE. 15 - Lombardii (some
dying) cottonwood & willow
The minister says box elder
best trees & ash does well.

S.E. 16 - young - box elders,
cottonwood, & willow.
hedges - worm eaten - young.

SE. 17 - rather young cottonwoods,
some S. maples & fine
dense willow hedges look
well. Rest of grove not so
nice.

Through all the country in today's
run the same drift appears
on knolls - ^{clay} gravel & sometimes
boulders & yellow

NE. 17 - a healthy medium
grove of S. Maple, with
nice, bright, larger willow
hedge on N. & W. (2 or 3 or
more rows) - On knoll
RR. cut shows yellow clay, with
gravel & boulders.

S.E. 18 - Willow on N. & W. then
rows (3 or 4) of cottonwoods.
Then small box elder,
white poplar, & a few
balms of gilead.

On knoll - all doing
pretty well.

In sec. 5 - groves rather
young, that in S.E. cor. show
For at least 3 miles I have
been passing through a treeless
country, & as far as I can
see N. W. & W. it is the
same.

S.E. 30 - Small stuff - box elder ^{cotton}
& S. maple & fruit, also a
straggly elm. Not well cared
for.

8W 29 - small stuff
Quite low. Ash +
Cottonwood. Well
care for. Ash. 1-1/2 in
4-7 ft high.

Cottonwood 1-1/2 in, 3-10 ft
high

8W 20 - A rather
old grove. Cottonwood
Burr oak + willow.

8W 29 - a small
grove - willow etc

W. ...

Aug. 29 (Tue) 1899
Enter Humboldt co. at
SE. corner of 25-92-27.

The grove in NW 1/4 35 is
largely willow in good condition.
It runs on slope from near
top of ridge to low plain west.
This is near corner.

~~Passed the grove in NW 1/4 35
but took no notes.~~
There are rows of remaining
catalpas along road.

NW 35: mostly small trees.
Willows on N + W with
mostly young ^{maples} ~~oaks~~ inside.

Just W. of school in 26 is
an old grove, - neglected, with good
sized maples & cottonwoods & a
good many dying Lombardias.
Also poor orchard, some willow,
white poplar, ash, etc. all
neglected. On right hand.

The country hereabout is only slightly rolling & has some low places.

At the creamery they told me that on the ridges there is more or less gravel with clay. One fellow said that was where Pines did well. Prof. Alder stands in best. Willows & alder by little white waterfalls.

W. 26 - small poor stuff - mostly maple & willows on knoll

W. 27 - young lombardis & larger willows. Mostly on knoll. Small scattered grove.

W. 23 - Eaten young willows box elders, maples & some hedgerows of mulberry - looking pretty well. On knoll.

To the W. & SW. can see many large groves. Are not there native.
Westward fewer appear

W. 23 A fairly thrifty, rather young grove of lombardis, soft maple & willow. On slight knoll. Mostly lombardis - beginning to die

W. 22 - young thrifty grove of box elder, maple, cottonwood - willow, some fair calathas -

SE SE 15 - a young grove of willow (horse bands) & soft maple. Young but quite thrifty - on slight knoll - almost flat.

W. SE 15 - young maple & willow a few fruit trees - 1 elm & 1 small honey locust - all doing well. On slight knoll.

Looking northward from the line
I can see a good many young
trees. They seem to be largely
willows & maple.

NE NW 15 young maples, box elders
(look well) & young
birches - thin - dead top.
One larger hick, usually
at top.

NW 16 seems to be
mostly willow - all
young stuff, undisturbed
development in the pine

I saw trees middle
between 8 & 9 - NW NW
SW. flat plain.
There are more groups
of trees, many of these
few trees stand out
more.
Very visible NW, almost
none W. & SW.

NE 5 - Large group of
young thicket willows, etc.

NW 4 - A thicket of
box elder, maple &
winter - birches - 5-6 ft
Maple - same.

On slight knoll.
There are now weeds in the
grove, most of it having a
mixture of the leaves, etc.
not being in grass & mowed
down.

Vermont map

At town, NE corner of 32. There
are many groups in sight
NE. 9 & 24, but they seem to
be largely willows, with some
elmwood.

This country is quite flat, barely
undulating, but not swampy.

NW 32 - large willows, some
big maple cottonwoods
Spartanum some big grass, tall

nearly everything in sight
in fine willows

Some dying Lombardies
stick up here & there.

NW 54 30 - medium soft
maple with hedgerows of
willows.

NW 30. Fine old place.
Big cottonwoods - white poplars,
Honey locust - 10-12 in. Big
willows, etc. This is on the
least elevation or rather
flat prairie. Big maples
etc.

Nice hard maples - 8-10 in.
Willow elder & big ash
trees. -

also 2 big scotch pine 15 in
in drain.
Some of the big maples
are dying.

Grove about 25 yrs old.

Lab.

Lombardies all died out.
Cottonwoods suffered in dry
seasons -

A few maples died.

Ash trees have done well.
Soft maple & box elder are
best. Soft maple giving some
breaks. -

Evergreen hard to start.

Have two scotch pine, planted
them with broken stones, etc.
Have been out 17 yrs. but
were transplanted from another
place -

Close by - mound with boulders
& gravel on the
sides. -

Surface water 10-30 ft.

But now deeper -
lot small plants of hard maple
from river & then transplants
from grove to place in front
of house 15 yrs. ago.

A place with creek running through
wood grow willows near the
house.

SE 19 - willow
hedge & some of
good sized maples
on knoll.

NW 18 - willow hedge &
some of willow, Sambucus
(dying) etc. on slope &
knoll,
E. & NE are a good
many groves & willow
is everywhere prominent

Humboldt Twp

Also, in lower part
young Sambucus
& Rubus sp.?

N.E. 13 - nice willow &
soft maple (yellow & red)
also white poplar,
Catalpa (fair) etc.
on knoll.

SW SE 12 - Fine maple grove
also orchard (fair) & some
Catalpas (not best class -
on 3 knolls.

SW 12 - mostly willow,
some maple & white poplar
on knoll.

NW cor. 13 - mostly fine willow,
some soft maple on knoll
& slope.

NE 1/4 14 - an old grove -
big cottonwoods & white poplar
(the latter dying) & also
willow (some dying).
There is also a thicket of
younger stuff & some bare
low elevations - etc -
on knoll & partly on gentle
slope.

SE 11 - nice ash - 3-5 in
maples, orchard etc
on slight knoll -
looks well - but
weedy & grassy

Nov 14 -

Soft maple box elder,
wh. mulberry - quaking asp
(fine-tooth) plum, orchard
etc. All very thin
on rather high flat plain
also good elms -

Dry season didn't hurt
them - The girls
didn't know anything
about it.

Also 1 Scotch Pine - fair -
A cluster of pretty good
catalpa - 4-5 in - but
some dead, &
several rows of young
walnut trees - looking
only fairly well
weedy & not very
well cared for, but
a variety

The grove of Catalpa
is protected on west by
willows

Get surface water at less than
1.00 ft.

Nov. 15 - Protected Catalpa

look pretty well - there
on W. side - where are
poorer.

Maple + box-elder, protected
by worm-eaten willows.

A few cottonwood -
High flat plain - some
as a whole looks well

Stopped at St James in
Lincoln.

Started at 6³⁰ Aug. 30

The county just W. of Linn
is broken timber.

S.E. 14 - all young & small
stuff - High rather flat
prairie.

N.E. 26 - several bands
(wind breaks) of willows (large &
some dying), & some Catalpa
on outside.

The plan here is to make wind
breaks by putting in several
rows some distance apart.

It works finely, so the tenant
says.

He says Maple & box-elder are
best, & thinks Cedar would do. A
neighbor has tried a lot this
year, but he thinks they were
neglected.

Subsoil yellow clay with gravel

N.W. 25 - a grove of
Catalpas & walnuts.
Not first-rate, but the trouble
is probably that they are
set out by themselves, ought
to be more protected. The
walnuts of course are lucky.
Says he wouldn't plant Catalpa
grow slowly & freeze down.

S.E. 26 - a grove of willow
& cottonwood - fair.

All these are on high nearly
flat prairie.

N.E. 35 - Rather large willow
soft maples & a few cottonwood,
& ~~2 or 3~~ 3 rows of small
scotch pine (6-8 ft) - pretty
well started.
High prairie.

S.E. 35 - A few medium
soft maples - 5-7 in. ⁱⁿ
mostly willows. N. of willows
are a few rows of good
sized Scotch Pine, crowded
too closely to willows & hence
variable. There are also
rows of walnuts & a row
of little walnuts along
a fence N. from grove
all are too much exposed
those in yard which are
most protected are best, but
all too bushy.

There are two pretty good
spruce & one dead one in
front yard.

Also plums, etc.

Walnuts were planted (new)
where growing -

About 12 yrs. old - 2 1/2 - 4 in &
too bushy.

Maples died in dry seasons.
Transplanted walnuts died.
Evergreens drew out - more

or less.

Spruces are 10 or 12 yrs,
willows make grove greener.
Surface water at 20 ft.
The well is 40 ft - deep & could
"be filled nor pumped dry".
Several elms - all doing
well - they are near pond.
Maples do pretty well - would
do better if cultivated.

In S.E. 1/4 11 -

Quite a grove of Catalpas -
protected on N. by willows &
maples - grove - 15 or 16 yrs. old.
Toward the west they are
better trees. Eastward was
road the tenant says the trees
were planted in frame road &
that no trees grow well in that
spot because it is "sour"
(i.e. it is wet & doesn't drain
off.) The west part of
grove was cultivated &
the trees do better. Some of

The trees are pretty good,
4-6 in diam. But the
tenant says they have leaves
only 3 mo. in the yr. & he
don't like them.

A few died in dry weather,
but all trees stood well in
the prairie. He says that
in some places where it
was sandy the dry weather
killed the trees -
water at 40-70 ft.

Says formerly willows were
mostly planted, but not so
much now - they don't last.
Thinks maple & box-elder best.
There are also several rows of
box-elder in good condition.

A few cottonwood, a couple
of small cedar (only pairs) +
a small spruce. Also fruit
Rather high flat prairie

NE. 14 - maples, fruit (pretty
good & large) & catalpas of
same size as in preceding
grove.

SW. 13 A fine grove of
box-elder + soft maples, with
hedge row of fine thickly
mulberries.

The grove is thick, rows
6 ft apart & was well
cultivated. Is now covered
with fallen lvs. No weeds.

The mulberries are closely
crowded now 12-16 ft high.
This is on a slight swell.
Box-elder - 4-7 in. maples,
mostly rounder - 3-8 in.

A fine grove.

SE. 14. very large cottonwoods, mostly
box-elder & willow. ^{some of the maples} are over 2 ft,
15-20 in diam & more.

Also the orchard.
In hill.

An old farmer on road
said maples & box elders
were best. Evergreen were
hard to start, but Scotch
Pine was good - but red cedar
best.

Sw. 24 - Quite a grove of box elder
& maple with willow protection.
Northward a row of box elders
runs along road for some distance.
Slight swell.

In front yard a fine cedar
(among other trees) & two or three
spruce & a couple of
small Scotch Pine.

Also young elms. All look
quite well.

No. 35 - Maples, Lombardias,
cottonwoods, box elders - mostly
quite large. Also several
rows of Scotch Pine planted
on N. W. & S. 5-8 ft. high.
Looking very well.

They don't show signs of
much cultivation, but the weeds
& grass have been cut &
left on ground.

This is the Francis place.

The trees are about 5 yrs old
were very small. They were
cultivated 1st year & since then
weeds only were cut & left
on ground.

Went out to J. J. Smart's.
It is a

All along the road are
small groves, mostly willows &
some maples & cottonwoods.
Willow is the great
standby.

Few rows off the road
at a distance.

Went out to J. J. Smart's
Place, Humboldt, Ia.

This is beautifully kept.
It is on high prairie, above
the Des Moines - & is on
general level of prairie
beyond.

It has lots of Budd's
Russian things:

Birch

Willow, etc.

None of the trees suffered
in dry weather, but a
hail storm hurt some
badly some time ago.

Of the trees which I saw,
the following is a list:

White Birch - 4 in - nice.

Russian " - 8 in - fine.

Catalpas - 5-7 in - fairly good, but

near S. seems like them.

Menzies' Spruce - 2 fine trees -

12 ft high -

Larch - many fine trees 1 ft. or more

Norman Spruce - fine -
8-10 in.

Ash - vitae - clusters - good -
Wh. ash - 4-5 in - good in grove.

Maple & ash in W. part of grove
also catalpa - very
thick - few weeds now.

There is also quite a fine
orchard, thinned out however.
noticed two deer tracks.
cherries, peaches, apples.

Scotch Pine - several - very
good - 10-12 in.

Some small W. Pine in thickets,
8-10 ft. high.

Rows in grove W. of house
are 6 ft. apart - 2 rows -
no weeds. Don't allow
cattle to run in:

The NW. grove has a good
many fine Scotch Pine - 5-12 in.
mixed with ash, plum, white birch,
larch, bigonias (yellow), catalpas
(6-9 in), maple,
bits cherry broke off where
wire was fastened.

about Aug. & then
let alone.
Plant closer than you
no want them & then thin out.
Catalpas are poor trees.
also a couple of good
Douglas Spruce.

west of Humboldt

S. E. 3 - Cornish - 700

Nice grove of young ash
walnut, cottonwoods (larger
than rest), lot of soft maple, &
some box elder - all look
well. All from nursery
stock - cultivated for 4
yrs, with corn-cultivation.

Then mowed in badly & seeded
it down & then mowed it
for a couple of years.

One honey locust raised from
seed, is doing well. - 8 yrs.
old.

Tried a few elms, but only
two lived - small.
Planted spruce twice - 7 each

some 9 yrs old.

time, & only 2 live
none died in dry season -
ash 23 - 4 in. -

box elder - 4-5 in.

spruce were 1 yr old when planted
& ash 2 yrs old.

Walnut 1 1/2 - 3 in, don't
look well, - need more
protection.
Hickory flat ground

No. 9 - nice maple grove -
no weeds -

Also Lombardy poplar grove,
dying at top.

The western grove in danger &
is mostly maple - some very
large - also medium cottonwoods
& some smaller ash - doing
just rate.

Well cultivated evidently
& now in grass - mowed.
A fine grove.
Or well.

SE. 4 - Maple, Ash, Catalpa
& elm. all doing nicely
above medium in size & in good
condition. On slight swell.

all the country hereabouts
is gently rolling prairie

SW. 4 - Larger willows, maples,
etc.

SE. 5 - a fine, thickly grown
of a single. Seems to
be mostly maple. - small.

NE. 8 - a dense fine willow
hedge (4 very dense rows)
on N. side. Then main grove
soft maples - 4-9 in
Rows 10 ft. apart. A
good many weeds.
Would have been better nursed
at first.
On slope willows near
bottom of slope.

In front yard on higher
ground are a few
white Pines + 2 ash
vital + a Scotch Pine,
box-elder, etc. also a
few fruit trees.

Lost none in dry season.
Subsoil red-clay with some
gravel.

Struck ^{at} 18-20 blue clay.
Then water broke through
41 ft. deep.

The evergreen were transplanted
but the catalpa - freeze
down & have leaves only about
time.

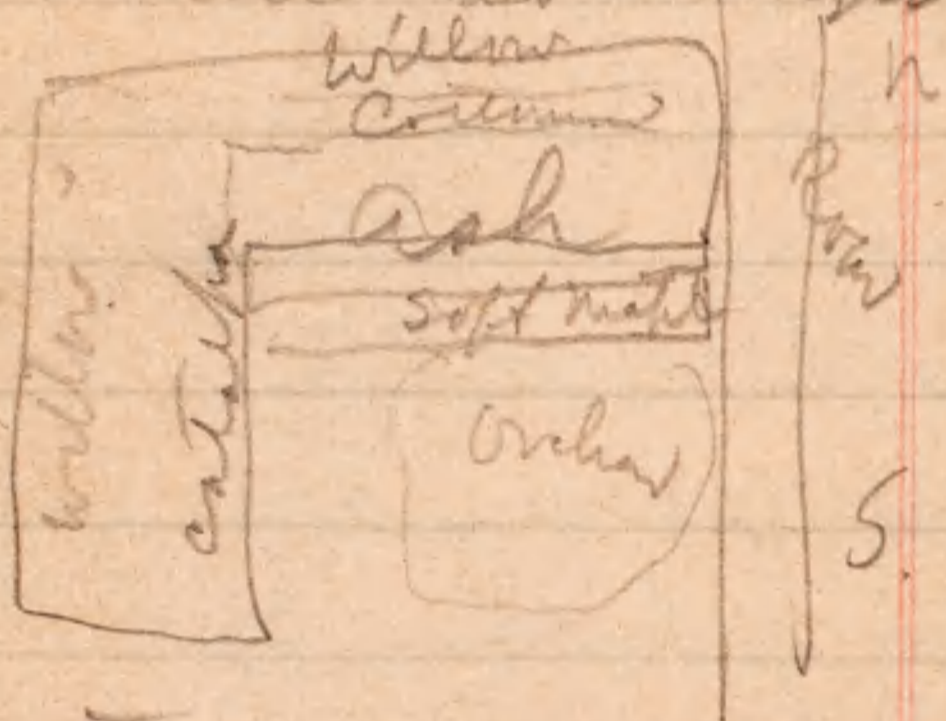
Best tree is soft maple.
Would plant ash & elm.
Scotch pine grows well, but
Wh. Pine were too large.

SW. 9 - ash, maple, box-elder, Cottonwood, &
frozen-down catalpa. Not fruit trees,
small & thinned out & not cared
for. - On slight swell.

almost no grasses S W + W

E. D. Converse,
S.E. 17 - Willow & Cottonwood on
N. & main part of grove -
ash. Rows 6 ft apart -
4 ft in row. Look well.
3-5 in.

Weedy (fine ragweed)
Maples on S side of this
part are no larger than ash.



All trees stood dry seasons -
Catalpas not much good
die out.

Young walnuts - missing stock
A good many winter-killed
Best tree for windbreak - evergreen.
Didn't cultivate evergreen much, or
not at all. But hired man
says he'd cultivate at surface.
Has good spruce - cedar, Scotch pine,
Wh. mulberry. - Some wh. Pine

On knoll & slope. Trees
all doing fairly well except
Catalpa - these are dying.
The ash grove is best part.

NE. 20 - Maple, willow,
box elder, ash, - cottonwood -
a good deal of it is young
stuff. - Variable -
Evidently not well cared for
On knoll & two slopes - E & W.

NE. 20 - A scrubby-looking
outfit - young.

NE. 19 - Mostly box elder
& soft maple -
Young & not care for - One
grown with weed &
also a few small ash.
On knoll & E & W slopes.

NW. 30 - Thrifty grove
willow, maple, Catalpa
cottonwood - Medium,

NE. 25 - On knoll -
Maple, Box elder - willow -
Willows dying
Lombardian - a few.

NW. 25 - Maple &
Catalpa - a few box-elder.
Fairly good - on flat
prairie & knoll.

NE. 23 - Rather young maple,
willow, box elder, a few
white poplar, etc - on slight
swell - Thrifty.

SW. 13 - A fine grove of maple,
some catalpa, etc.

NE NW. 23 - willow, maple, a few
cottonwood & dying Lombardian
slight swell. Only fair

SW. 14 - On swell
Box elder, 5-7 in
maples - 6-8 in

A pretty good grove.
a little fruit
Some big willows.

NE NW. 23 - willow (some dying)
& maple, with a little cottonwood
Fair. - on slope northy.

SE 16 - willow & maple
On knoll, Fair

NW. 21 - Maple & willow, quite
a nice, medium grove.

NE. 20 - Mostly medium
maple - good.

NE. 17 - Double row of Lombardian &
maples along E. side S. of
house. N. of house 1 row of
Lombardian - Large & mostly
dying at top.

The smaller (south) grove
is Lombardian in hard shape.
The larger grove is willow,
maple, cottonwood & Lombardian.
Partly on knoll, partly in rather
low place.

Nov. 16 - Mostly maples, some
some cottonwood & Lombardian
large & dying.

Nov. 8 - Large willow &
Lombardian & some cottonwood
Old grove - large part
Lombardian (on north) in
big grove - dying

Nov. 9 - Maple, cottonwood
willow also medium. Pretty
fair.

Nov. 8 - Cottonwood 6-8 in & higher
Cottonwood partly in grove &
some ones dying. Not first
rate.

SW 5 - Orchard (young) on
S. side
On W. side boxelder,
maple & cottonwood & medium

Left Gilman at 9:40 Am.
Went 1 mi. S. & then west 1 mi.
From School near corner as far
as I could see the country
is more rolling than I traveled
through yesterday - more sharp
slopes are visible, - S, SW,
& W. & SE. almost no grass
are in sight though I can see far.

NE-14 - young grove on sharp knoll.
Maple, box-elder, cottonwood, willow,
looking fairly well.

NW-14 - On slope, willows, cottonwood,
maples, box-elder - & several nice
cedars. Rather young grove, but
especially well cared for, but
doing fairly well.
The road No. (below grove) shows
boulders & some gravel at
surface (on sides). All the
ridges are more or less bouldery.

NW-15 - On knoll - willow
maple & ash
Ash is protected by willows
at ends where ash are
exposed they are poor, but
where protected are nice -
Maple grove is good, -
mostly clustered

NE-17 - catalpa, willow
Catalpas pruned down.
Farm rows maple & box-elder
best. Flat -

SE 8 - nice grove on slope
Maple - 3-5 in - box-elder -
willows, ash, medium,
Some scrubby catalpas -
grown up in grass.
Country still continues rolling

SW 8 - the N & W lines are
bordered in maple & c.
Some density
at home are a few walnuts -
aloe & bushy maple, etc.
The large walnut looks well

Nov. 17 - hedge of large willow

6-12 in diam.

also large cottonwoods, popples
& Lombardias (dying)

An old place, but not well kept.

Rather flat & high.

At NE. cor. sec. 18 - Lake Twp

Found quail's nest in grass

within 4 ft. of wagon track -

Nest built of dry grass - higher
on one side - 14 eggs -

Aug. 31 - 9¹¹ look as if advanced.

I ran my wheel almost over the
bird without disturbing her.

She finally flew away - fluttering
& then kept up a chattering
(short & quick) in the willow hedge.

Sec. 18 - Little stuff - couldn't make
much out of it.

Nov. 19 - very small & scarcely
to be seen in the woods
a fake?

at Sec. 18 -

Country now less rolling,
some mounds, & almost
treeless.

Enter Lincoln Twp,

NE. NW. 24 - a medium grove

in rather low place -

Willow - maple, box elder

Maples 3-4 in, nice grove

Some smaller ash, - badly
grown up in weeds.

Tenant doesn't know about
the trees.

Cottonwoods in row on W & S.

Look well - above medium.

Nov. 28 - large willows, cottonwoods

A few Lombardias & maples

Rather old place - on flat

SW 14. - young maple grove
looks well - almost medium
in size.

8.6-15-- On slight well

Tried weeping. but calves spoiled them.

Some mostly of box-elder - 7 yrs old - grow as well as anywhere, but calves spoiled some. Subsoil clay & gravel.

On main grove cultivated 1 yr & then mulched with dry straw

One well 90 ft. other 80 & 70 another in pasture 100 ft.

Strike surface water near here. Box elders stand dry years well.

Box elders are now 3-5 in & 12-15 ft high.

Nov. 22

A band of walnuts - about 5 rows (4 ft apart) runs for some distance on N. side on gentle slope. They are protected imperfectly on N. by young willow hedge with gaps in it. Maples 15-18 ft high

Some are bearing. Some stripped by calves pulling. Trunks 2-3 in & some branching. This leaves no nice main trunk. They are 8-12 ft high. Common in grass, which has been cut & allowed to remain.

Toward west the bands become ash - of about same size & looking well.

Some cottonwood, probably same age & twice as high. All trees were nursery stock. The maples are tallest - ash & walnut about same.

Also fruit.

Cultivated 2 & 3 yrs & then seeded so thickly & this made them stand still for 2 yrs (dry yrs) & then be mulched heavily with coarse manure & they have done better since. Says I don't seed in thickly w/ blue grass - mulch is better.

Says it is harder to start grass on account of rabbits, large & small. The jacks cut trees off. Would cover young trees.

NW. 20 - small stuff - on high
prairie

still gently rolling prairie, &
few trees or groves

NW. 17 - Rather young stuff,
lower than house & barn.

SW. 17 - young stuff - on slight
swell.

SE. 18 - young stuff willow,
cottonwood, maple, box-elder -
regrowth - grown up in wood
on higher flat.

SW. 20 - fair - seems to
be mostly willow

SE. 19 On gentle swell
small box-elders - yellow,
weedy.

NW. 32 - flat + poorly low.
Fine large cottonwood at NW,
& also beyond are willows & maple
An old place.

NW. 31 - a fine large grove - on
gentle swell. Willow,
cottonwood & maple & discernable.

NW. 35 - Thrifty maple, willow
flat & high.

From NW cor. 35 - SE. S & SW,
almost no groves. Flat
prairie.

NE. 34 - a fine grove of
large cottonwood, willow & maple.
In rather low ground

SE. 28 fine large willow
grove in low place.


From this corner some of willows are
visible on all sides

NE. 33 - Fine large willow & cottonwood - some lombardias dying - partly in swells partly low. Very thirsty

Between 33 & 28 - The country is a little rougher & has low swampy places. Willow groves & rows visible on all sides.

SE, 27 - Box Elder. 2-4 m.
Small soft maple some in
Also have some small spruce starts well. Willow cottonwood low down

SW. 29. nice young grove of box elder maple & ash.
Box elder & maple - 12-16 ft.
Ash - 6-10 ft. - also see



Can see grove S.E., S., SW. & W but swells distant.

SW, 30 - Lombardias, cottonwood willows along fence. At home maples, box-elder etc. & some young walnuts. Planted seed in furrows & they haven't been sowed yet. Good soil clay & gravel soil 3 ft.

Enter Doves Fwp.

NE, 36. Fine row of willows along fence E side & E. part of W side. At home a large grove of old maples, willows & cottonwoods - & three from land westward. On higher flat & slope.

SW. 25 - a thirsty large grove much above median - Largely cottonwood & willow. North part has nice maples (medium) some lombardias (dying) & a number of small ash doing well. Quite a grove also ^{rather} old orchard

NE. 35 - Maple, willow, Lombardii,
cottonwoods. Quite old & looks
well. Rather low

SE. 27 - long row of Lombardii &
smaller trees near house.
On swell

NE. 34 - mostly large willows
& cottonwoods. The cottonwoods
in some are weak. On swell

NW. 35 - A fine mixed break
of young maples & willows,
On swell.

All knolls generally in rows.

NE. 33 - cottonwoods & willows -
medium - strongly - On
knoll - Not well cared for.
West part of grove is better
maples.

SW. 24 - a loosely arranged
grove, with shaws - willows,

Maples, box-elders, some
scrammy catclaws - On
slight swell.

Lombardii-dying & cottonwoods too
SE. 29 - A nice grove chiefly
Maples - small ashans
& willow
Some small walnuts growing
alone & bushy, On swell.

S $\frac{1}{2}$ NW. 28 - a long willow hedge
along W. side - fine.
at N. is grove of Lombardii,
a good many dying. There are
also large willows, maples,
box-elders, - On swell.

NE. 2, cor. 20 - big cottonwood
& some willows - On knoll.
also willow - 7 inches
S. across road are willows.
Country more rolling here.

Nov 21 - seem to be largely
willow

36-4 - In rather low place
on slope. A nice part
of it is Catalpa in good
condition. Also maple, etc.
A really nice grove
overtopping houses + hiding
barn.

From SW. cor. 28 S,
as far as I could see +
North for three miles the
numerous groves, hedges
etc. give to the landscape
a decidedly wooded
appearance. Groves
may also be seen chiefly
in southern part of
region.

Beyond any doubt this
section will grow trees,
+ no doubt the rest of
the county through
which I passed today
will do same with
proper care.

Stopped at Louis Enders.

He planted a 1000 maples
+ a lot of box elder + fruit trees
+ they lived 2 yrs, but died
in dry season. He has high
prairie.

Started at 7 am. + went W. 1/2 W.

From after entering Marshall Gap
(a few rods) I came to ridge
from which I got a splendid
view of the country. It is
undulating high prairie with
almost no groves SE. E, N + NE.
but more visible W. + NW.

SW. 33 - Young stuff on well. Box elder,
cottonwood + white poplar, all
starts well, but wh. poplar
best.

NE. 32 - young stuff on hand. Not
much of a grove. mostly under

NE. NW. 33 Some trees - willows + maples
on well. Looks well.

Most of the groves hereabouts
are very young.

SW, 28

Mapleberries - fairly for most part - probably dry season.

Maples & box-elder stood first rate. Set out young ash last spring - were large & it was late, but them in grove 5.

Subsoil - gravel & clay. Quite a little sand & gravel at 4 ft.

There is sand in the low places.

One little elm is doing well.

Most of maples & box-elder were nursery -

Box-elder stood dry weather but have some maples from seed. were neglected, but farmer says that if they had been cared for they would have outgrown them.

Also young cottonwoods.

Willows are good only for wind breaks - not for trees.

Well - 18 ft deep & has lots of water. Had plenty of water even in dry seasons.

The seed maples are unequal, result of neglect. The largest of them about equal the nursery maples at N., but the latter are uniform & were care for. Rather high prairie also some orchard trees.

Place in S. 400. also a few larger ash trees about equal the nursery maples.

NE, 29 - a thrifty grove of maples, - bunched & very thick. Doing very well indeed. Most of them were planted (seed) where they are. Others were transplanted - noticed no difference.

Cultivated them as first a few times, then mulched with straw & dry manure.

Also good willow rows. Rather high flat prairie.

Well 40 ft water.

Maples 15 - 18 ft high. Maples stood dry weather well. Also small orchard. No willow trees.

Some box-elders stand dry weather
better than anything else.
Have some small walnuts - plants
seed last yr, (in fall before)
They were frozen & then when
sprung, set out in spring
will bear them. They are by
themselves & are bushing out.

^{NE}
SE 20 - Rather large - worm-eaten bottom on

M. also good sized maples,
^(rather fast)
several medium orchard trees

Also $\frac{1}{2}$ doz or more ~~species~~
growing in row, now - 10-
12 ft high. Look well.

Rather flat & rather high frame

NE 20 willow ^{wind} breaks & very
small maple in a dense
thicket - on hill.

No. 16 young stuff - on well.

Chris. Larsen.

SW. NW. 16 - A nice grove - 8 yr
old last spring. Trees were small
nursery stock, all little when
planted, yet they are now
bigger or finer than those of

well 70 ft. No water before.

next was W+W who plants good
sized trees.

Box-elder, maple & elm make
up grove, with cottonwood &
willow for wind break on W.
side.

Rather low flat frame.

Elm are good when protected

Elm. 3 in diam - 12-15 ft.

Box-elder. 3-5 - 15-17 ft.

Trunks all his trees in spring,

grow too thick. Trees 7 x 7
ft.

The inner elms are better, not
swithered around by wind.

Cultivated as long as he could
get in, & then mulched with
dry old hay. - just over.

Now only 10 trees there.

Says trees take same care as ^{crop}

Cottonwoods 5-10 in, nearly twice

as tall as box-elder.

Maples about same height
as box-elder.

Now. Larsen says that it

we corner some section a man
has a good many evergreens (+
so has his brother a mile N.)
The good very small trees (redling)
& raised trees. Covered with
straw in winter while small
& mulched mostly.

N. 17 N. part maples & elm protected
by willow. Don't look as well
as Larsons. The rest part is
spongy - mostly box elder - 4-7
ft. high. Maples 12-14 ft
Elms - fairly good - 10-15 ft

SW 4 - a fine grove on high
flat prairie.
Willow W + S - a couple of dense
runs. Fine catalpa 3-5 in
(well protected) - somewhat
grassy below. 6 x 4 ft.
A number of Wh. Poplar 5-8
doing well. Quite a row on side
also Lombardias - fair
A nice grove - no catalog
Keep their trees well trimmed.
Lombardias on W. side good - 6-8 in
Wh. Poplar & Lombardias same height

SE 5 - nice willows, white poplar, Lombardias
box elder, & a young maple grove
in good condition - also
some walnuts, somewhat
shattered - doing quite well.
A nice grove on rather
lower gentle slope. Wh. Poplar
are conspicuous.

SW 5 - A fair grove of Maple
box elder & willow (over W. bank)
On gentle slope.

NW 8 a medium, thrifty grove
in rather low place - Decid. &
be willow & largely maple.
From NW cor. of 8. as far N. & NW. as
I could see the country is rolling
(only slightly however) & there are
low groves.

NE Sec. 7 - Bojanovsky's place
a fine grove on knoll &
running down S & E. slopes
Box elder - 5-8 in Maples - 4-7 in
Elm (protected in grove) doing well
4-6 in. These are in S. grove
which was planted in 1890

The N. grove is the older one -
14 yrs. - The white poplars
were twigs when planted - in
spring before loc appeared.

Then last best. Elms are
gone too -

Cottonwoods said do well.

Black walnuts grow well -

planted in thickets -

Maples do well - They estimate
them at first.

Most of the trees were planted
seeds - do well.

Catalpas are not a success -
freeze down.

Fin maples & boxelders -

Just whole grove is good.

SW. 8 - a fair grove on knoll - of
cottonwoods & maples

SE. 7 - A fine maple grove - on rather
low flat. Willows on W.
The E. part in elder & pine trees
above medium. The W. part
has some smaller trees.

SW. 7. Mostly boxelder 4-6⁷ in &
maples same, but taller.
Rows 10 ft apart -
also grow elm in thickets
5 in clear.

Willow hedge on N.
Gentle slope - rather high

SW. 7 - Thrifty looking grove - on
rather low slope - white
poplar show up well. also
willow & maple?

SW. W & SW. Many groves
visible & mostly large trees -
Looks like woods.

From Pt. 1/2 mi. S. E. & S.E. almost
no groves. only one fine big grove
S.E.

In front of home a few
fair elms (too exposed)
a nice scotch pine (4 or
5 of them) & a fair
spruce

Native trees - Spirit Lake.

Bur Oak - very common

Red Elm quite "

Wh. Ash - very "

Pignut - not rare.

Ostrya not rare.

Quaking Asp. not rare

Black Hawth. not rare

Salix amygd. - common

Prass. wood - not rare.

Box Elder - " "

Hard Maple " "

Wild Plum - common

Salix longifolia

Humboldt Mfg. Co. -
Humboldt Co.
Eureka Till. complex.

H. N. Antisdel

Fosteria, Ia.

Nursery - Dickinson Co.

See herbarium material for additional

