

[EXTRACT HISTORY OF NORTHWEST.]

COUNCIL OR MEDICINE TREE.

On the 22d day of August, 1804, Captains Lewis and Clark, with forty-two enlisted men, passed the mouth of the Big Sioux River about one mile to the south of this renowned tree. On the day before, viz: August 21, 1804, while the command of Lewis and Clark laid over at a point about five miles below to pay their respects to Sergeant Charles Floyd, who was buried on the summit of a high bluff with the honors due a brave soldier, it is believed that the Sioux Indians, who inhabited this section and were known as the Yankton Sioux, were at the same time holding council by their chiefs and medicine men under this tree, and were excited beyond measure on account of the proceedings taking place five miles below them on the Missouri river, by what to them was an invasion of their country by the long hated yet never until now seen white man. If this noble tree could now communicate to us what took place there on that day and on the days following until the summer of 1848, when Wm. Thompson settled at the mouth of the Floyd river, history would then indeed be complete. In 1846 it is believed that Theophile Brughier made choice of the land where this tree now stands, as he was a prominent man and acquired great influence with the Yankton Sioux, and became the firm and staunch friend of Hu-yan-e-ka (War Eagle), who was always the friend of the white men. Hu-yan-e-ka (War Eagle) being about 18 or 20 years old at the time Lewis and Clark passed up the river, August 21, 1804, was no doubt among the many who counseled on that day under this tree of what should be done with the invaders. The title of the Indians to this land became extinct in 1847, and in 1849 Mr. Brughier settled on it and became the owner. The evidences of burnt stone and bone under the grass and roots tell us much of what has taken place under the shadow of this great tree; and like the bird that comes home to die, so with Hu-yan-e-ka, (War Eagle), when aged and feeble, he came and died near this historical tree, in 1851, and was buried, like Floyd, on the summit of a high bluff overlooking this now beautiful park, where the eye with one vision can scan a portion of the commonwealths of Iowa, Nebraska and Dakota, with Highland and the Corn City as a background. Perhaps the last council of a chief was held under this tree in 1854, when Smutty Bear, the successor of Hu-yan-e-ka, was surprised to find John K. Cook and Gen. Lyon, who fell at Wilson's creek, with others, making a survey at the mouth of the now Perry creek, where Sioux City now is. Smutty Bear ordered Dr. Cook to cease his labor, but not succeeding, he is supposed to have repaired to the old council tree, and there, with chiefs and medicine men, decided to strike their teepees and departed to the northwest; and it is believed that this was the last council ever held under the ancient tree on the once famous camping ground of the Sioux, now the Riverside Park.

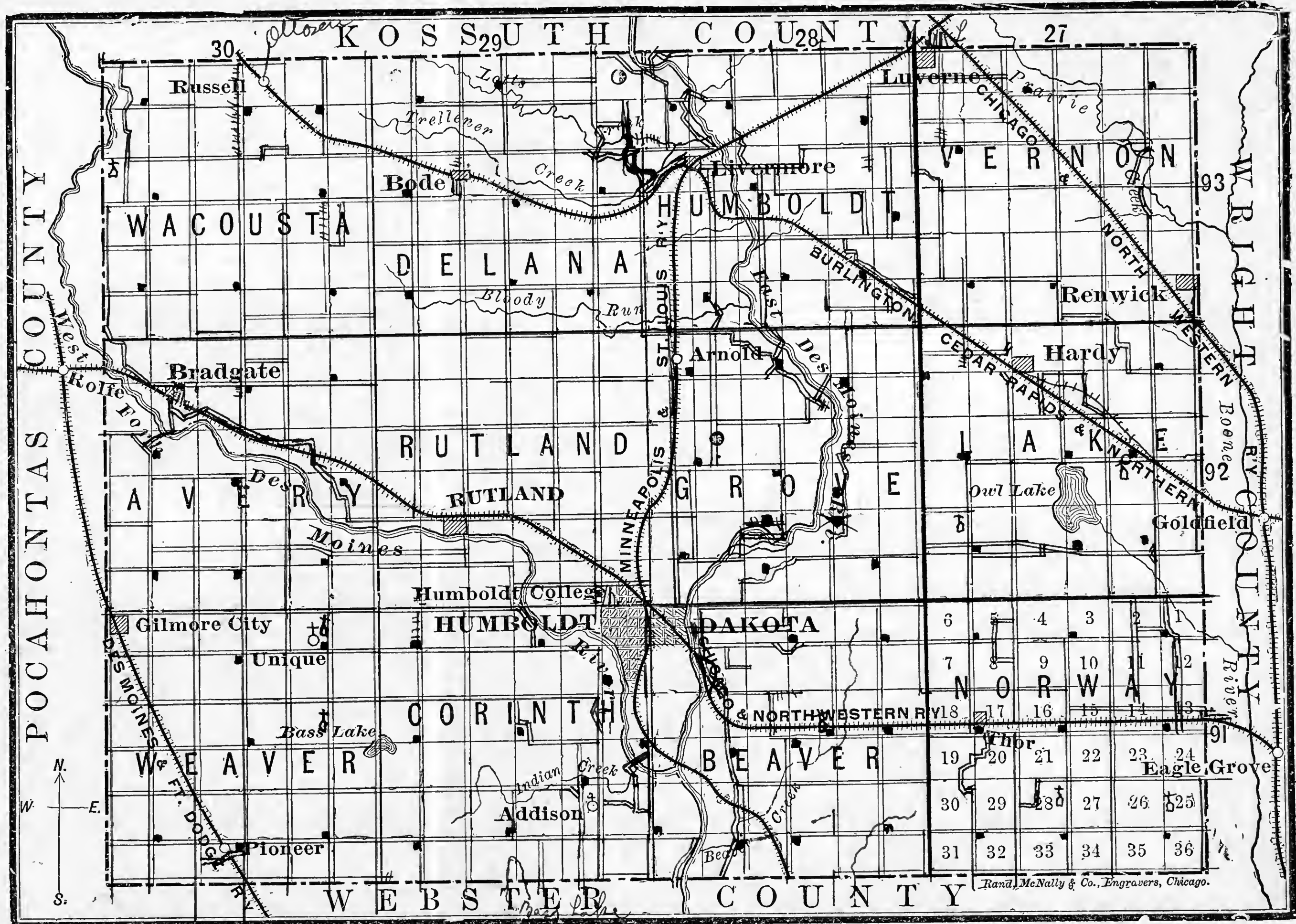
WAKA-CHA-SHA, Pet of the Sioux.

TAFT & CO'S. Map of Humboldt County.

[S. H. TAFT, the senior member of our firm, is the original proprietor of the Town of Humboldt.]

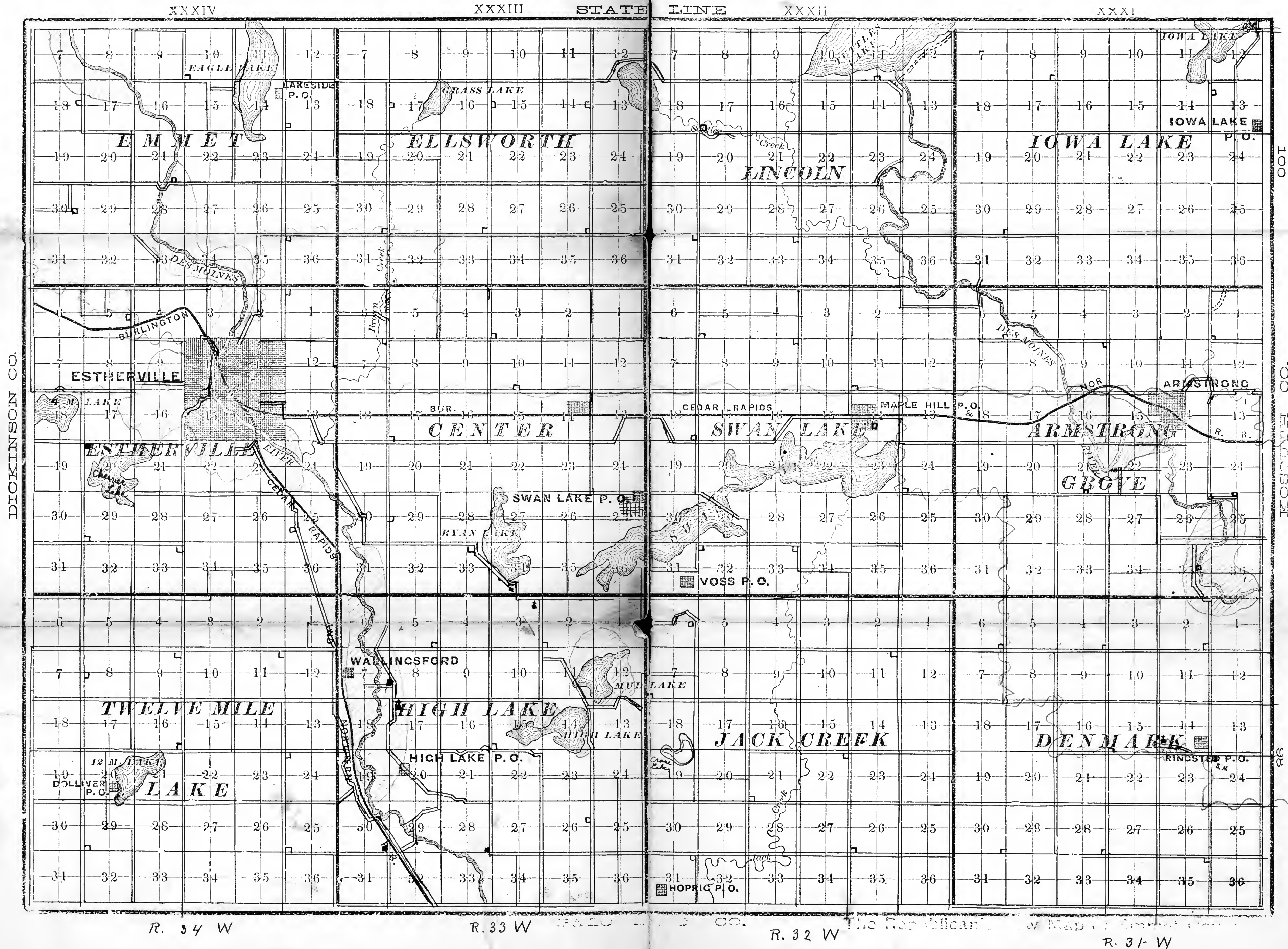


Humboldt County is acknowledged to be one of the best farming and stock raising counties of our great State. During our 33 years' residence here there has never been a total failure of crops. We are located about 100 miles north of Des Moines and few counties in the State are so well supplied with railroads. Every township has a station. The county is settled with an active, industrious and progressive class of citizens, and our public schools and church privileges are unexcelled. Our lands are still cheap and we can now sell you good farms which will soon double in value. Now is a good time to buy, either for actual use or as an investment, for the time is not distant when our lands will be as valuable as those of Illinois and the older States. Our First Mortgage Farm Loans are as SAFE AS GOVERNMENT BONDS, and we can offer special inducements to those who wish to safely invest their money in this manner. Write us for full information. [October, 1895.]



Our lands are still cheap and we can now sell you good farms which will soon double in value. Now is a good time to buy, either for actual use or as an investment, for the time is not distant when our lands will be as valuable as those of Illinois and the older States. Our First Mortgage Farm Loans are as SAFE AS GOVERNMENT BONDS, and we can offer special inducements to those who wish to safely invest their money in this manner. Write us for full information. TAFT & CO., Humboldt, Iowa.

For Cheap Lands, See WOODS BROS. & BITHER, Estherville, Iowa.



001

001

001

14
12
13

21

Dickinson
Emmet
Hosmer
Humboldt

Porcupine



Native trees at Estherville

- ✓ Bur oak - very common - in high woods
- Wh. Elm - quite common - on lower hills
- ✓ Red Elm - very common on bottom
- Wh. Ash. - very common in lower parts
- ✓ Basswood - not rare
- Soft Maple - very common on river bottom
- ✓ Box Elder - very " " " "
- Salix amygd. - " " " " "
- Red Oak - not rare - on hills
- ✓ Hackberry - ~~occasional~~ not rare
- ✓ Big-leaf - " " " "
- ✓ Crataegus - (big leafy-leaved one) - not rare
- Collinsonia (native?)
- ✓ Walnut - quite common
- Hard Maple - 2 or 3 little fellows (also large ones - introduced) along river bottom, - very few native
- ✓ Quaking asp - (introduced) - common on hill top
- Wild Plum -
- Salix longifolia - low places - common
- ✓ Scarlet Oak - on higher elevated places
- ✓ Prickly ash - not rare
- ✓ Ostrya - not rare -
- Crataegus crus-galli?
- ✓ Wahoo - not rare
- ✓ Black Haw - " "

✓ Crab apple - not more.

Estherville

Started W. - Aug. 5 - 99 - 5 am.

The hills west of E. are gravelly
bouldery, clayey drift - Country
rolling.

Found no grove in S.W. 9 -

NE-8 - a small young grove - no 5
in that.

The older part is box-elder - 3-7 in.
Doing fairly well.

One lone larch - quite tall (20 in.)
Looking fairly well.

On N. side is a lot of young stuff
soft-wooded, & suitable for timber.

In NE 5 is a small natural grove
of stunted box-elder - on side hill.

Facing N. + E,
S.W., W., + NW. From school
practically no grove.

In S.W. 31 - Emmet Twp. - Murray's
(Cousin of Ed. of Walford)

Think box-elder the very best
tree. Have some ash "doing
pretty well" - also soft-wooded - also

"grows well" & willow,
"wouldn't have willow, worms
eat it."

Also tried evergreen, but
without success. wouldn't have
even for anything.
Have a few larch planted last
year (Charles City nursery) - 3-5'
ft. high. Growing quite well.
Some found has done well on
edge of grove.
Ash - small trees from river.
Tried walnuts, but didn't
grow.

Dickinson Co

Enter at S.E. cor. Superior Prop.
In S.E. of 36-

Some large cottonwood - 12-18 in
thick along road fairly good, - then
in some dying.

Some willow, & also some soft
maple & some young cottonwood
on W. side. 3-4 in.

A row of hard maple 6 in
diam. in front of house (planted
by other owner) - growing well,
but like the solitary trees along
river, with leaves drying, that
just with.

A small walnut in grove -
growing well.

S.E. 34 Large cottonwood & willow

SW 34 " " " & smaller "

SE 33 - small willow & young cottonwood
1/2 grown or less

In sec. 3 of Richland Prop. a fine looking
grove of large cottonwood & large willow.
Could see nothing in 4.

1 in 4 of Richland is a
dense grove of young cottonwood (3-4)
on the E. - a row on the W. +
between them a young orchard
all doing well

From Superior to RR.
the country is low + swampy.
On either side, N. + S. almost
no grass are visible.

N.E. 5 - Richland - young ~~tree~~ - 1/2

SE. 31 - Superior Trip -
medium sized cottonwood,
mostly - also small young
orchard protected by cottonwoods
on W, N + E.

N.E. 6 - Richland -
young cottonwood + quite young
maple.

NW. 10 - young pine - soft maple, boxelder
+ cottonwood (last looks needy) also willow
+ a small young orchard

NW 31 - Rather old grove
+ the big cottonwoods + maples
dying at top -
also willow + box elder - willow
hedger.

SW 30 - Young grove of
cottonwood, willow, box elder
etc. Not cared for.

Shirley Lake Trip

SE. 36 - Box elder, cotton wood etc.

NE. 36 cottonwood + willow

NW, 36 - Rich looking
medium sized ~~tree~~, ~~maple~~, ~~box elder~~
willow, box elder + some
cottonwood.

S.W. 25 - Mostly willow ~~tree~~
some old, dilapidated
cottonwood.

SE 26 - Box elder, willow + cottonwood

Medium
about 4 nice rows of black locust
1/2 - 3 in diam - protected on
W. by willow, also small ash.

NW. 35 - willow cottonwood
etc

Numerous groves can be seen
northward.

The country from RR. (to
Estherville) all the way
to Lake is rolling, &
gravel & boulders everywhere
crop out on ridges.

The subsoil is usually
just like that on which
the natural timber
around the lakes grow.

Near Hotel Orleans
found a good many
small ash set out.

Reached Shinn's Lake (town)
at 10:30 -

The groves between Estherville
& Hotel Orleans are all
on knolls.

Ran to Milford. by RR.
A merchant (Hardman) at Milford
told me that Westport was the
best top in county & Milford
good.

The S. end of co. is better for
farming.
Soils generally under Milford, but
westward becomes clay.

In S.E. 2 - Okoboji top -
Found willows with leaves all
eaten off by "worms" - say that
happens every year.
Soft maples are poor - dying -
Sycamores no grow.

Says Boxelder best. Ash not
so good here, but grow.
Has a few small fruit trees
on flat prairie.

In SW. 2 - a grove mostly of large
Boxelders - 8-10 in. really nice,
a few soft maples - these are
dying at top.
In rather a low place.

Saw a few Lombardy poplars
to North - dead tops

The native trees along the
river on upper slopes are all
burshes - Lower down are
some red-bark, ash, wild plum -
bermors - on slopes

Mr. Adams

Was box-elder, maple & ash.
Box-elder - none died.
Maples died during dry
season - that is tops -
to roots - then sprouted
again -

Soil makes difference.
On knoll - ~~They~~ put manure
in in plenty - because that
is dry - Soil 2 ft - sub-
soil clay - ^{as well} 20 ft. + 11 ft
blue clay + then sand &
gravel - full of water

not a drop of water above
blue clay.

When roots once reach down
they are all right.
A mile or two S. there is no
blue clay & but little water.
& most trees have done pretty
well.

Ash have done first rate.
Some seed 6 yrs. ago. None
died.

Subject to frosts in spring.
A great many bugs work
on them too, & this makes
them scabby - when
small - when large
no danger.

Planted 50 walnuts (Juniata)
a) - All came up. but
2nd year very dry all but
one died. Frost of winter
too.

All the trees by the river
top a lot of white pollen
both sprouts from grove nearby
there are 2 more trees

Has mulched nearly all
his trees every year.
While Dyer's fine
wind break.
Ash 1 1/2 - 3 in - Look
vigorous

Maples. ~~tufts~~ done
in rows - 3 yrs - 1/2 to 1 1/2
in.

Some maples transplants
also where plants will
dwell

cuttings just 2 yrs
(potatoes)

No nursery stock
among present trees.

Box Elder 1 - 3 1/2 in - 1
yrs old. Replanted

Box trees in rows

Box orchards 5 yrs

the - protected on W.P.S.
+ some on the

cuttings. young trees found
at lake. a ft. high. This
is second year. 1 - 2 in diam. 10-12
10-12

Cherries do well - dry
season killed ~~some~~

also good plums - died
to ground & have come up
Cherries now sprouts - 3 ft.
high - 6 yrs ago. 3 1/2 - 5 in
diam. + lot of fruit
Trees 3 in & dozen Scotch Pine
& a few Spruce.

None of these live first
yr. from Charles City.

Only 1 Scotch Pine left 3 1/2
ft. high. ~~all the rest~~

Parties in the neighborhood
say that Phadette's Spruce
does well

Some of his neighbors planted
them, but didn't do well.
They might, he says, under proper
treatment.

Has some mulberries, 8 ft
high - produce fruit

From Mr. Adkins S., ^{2 mi}
W. + NW + N. almost
no groves are in sight,
just bare houses & barns
can be seen beyond
Hagerty P.O.

From midpoint to river is
flat. N. of river more
rolling to Mr. Adkins -
France in all westerly
S. + N. directions, flatter
(+ much ^{of it} lower)

Nov. 13

Willow (mostly) small
scrubby, & cottonwood.

Nov. 14

Maple - timber & some
some of the same there
is clear (no timber)
not looking very well.
Some mostly soft maple

G. Meyer-dick

Planted ash & maple 7 yrs
ago. Maple is better on
lower ground.
Maple were 24 in. & ash
about 6-12 in.
(Old Lantz says best to plant
red & not transplant)
at first (2 or 3 yrs) ash
away behind, but in
grove where no cattle, the
ash now have caught up
finely, & will soon outgrow
maple. All his days we see
all manner stock -
in the grove where cattle &
horses were turned in & ash &
ash suffered

(Farmers don't like repeated plowing)

It certainly encouraged tree-
planting, &
He thinks too many trees killed
by cultivating. Let weeds
grow, cut 'em & let 'em
remain as a mulch.

Says he has respected his trees. If proper care taken, it is a good deal of a job. Match beam

Dark soil - yellow clay, somewhat gravelly (some lime?) - Surface water 12-13 ft.

Well is 19 ft deep & just to blue clay.

Another well 13 ft in low place.

Planted some spruce this year, & a few old scotch pine - just fair. Grown on flat prairie.

SW-13 - About all young box elder.

NE-23 - cottonwood & box elder - small (rather)

SW-24 - mostly white Poplar. Some small box elder.

Planted - good ways apart. All young - white Poplar, Vigorn. A few small ash.

SE-23 - Little bits of box-elder. Poor.

NE-26 a grove of quite young stuff - couldn't make it out.

From SE. cor. sec. 23 almost no trees visible in any direction. Country only somewhat rolling.

SE-26 - W. & N. are older box elder & willows (badly worm-eaten) & sycamore (box elder) fair. On E. are little box elders.

NW-36 - willow & cottonwood.

SE-35 - looks vigorous - couldn't make out well.

Westward from turning
could see quite a number
of groves for probably
3 or 4 miles, all are
young stuff.

No. 36 - Westport trap
mostly willow & cottonwood
rather large trees for
this country.

Northward almost no
trees visible

Enter Oberlin trap

Can see many more groves
E. & SE.

SE. 30 Cottonwood - 2 1/2 - 3 1/2
& box-elder - 1 in & some
larger (2-3 in or more)

N. W. 32 - If there is any
grove it is very insignificant

SW. 29 Willow, box-elder, soft
maple, not large

The country from township
line E. is more rolling

N. E. 32 -

Soft maples - 4 - 7 in diameter
at top

Cottonwoods - some down - 6 1/2 in

Walnuts 4 - 6 in - about 4 or

5 mile rows, with maple

east of them - Some died

out & whole grove shows

that ought to have been

replanting

A row of elm on E. side not

first row

SW. 28 - Willow, cottonwood,
box-elder

SE. SW 28 - a straggly lot
of some old stuff.

N. W. sec. 36 -

Seems to be mostly willow
& cottonwood.

SW 25 - little bits of
stuff

SE 25 - seem to be mostly
large willows & cottonwood.

NW 32 - ^{more} large ^{maple} ^{glacian} ^{maple}
Big cottonwoods. Also

Plants a lot of
black walnuts & only
those

Between 29 & 32 are
several groves of large
cotton woods & willows. Old

Mr. Antisdal

most satisfactory tree cottonwood.

& box elders - a lot of new
cottonwood - good for windbreak
whack - good when started

"A tree that stays with you"
Walnuts ought to be planted
where you want them.

Butternuts, Juniper look
Scotch Pine do well.

Spruce - not much - Norway
are good - Black hills Spruce
may do.

Cedars do pretty well -

White Pine don't do well
here.

Found them (Burr) 2 or 3 years ago
but all are dead.

Have some now in nursery.

Austrian Pines color a little
in winter, but are better in
some ways than Scotch Pine

Cultivates evergreens - they
don't want mink.

He has some cedars & white
Pine growing on edge of
thicket. They are quite thin
looking. He says he wouldn't
plant anything else for
windbreak. Says this isn't
one man in 10 deserves a
grove - don't take care
of it.

There are also willows, cottonwood
live elms, etc. in the
place.

SW. 28 -

Willow - scrubby
Box elder - old place, many
NW. 33 - Box elder, cottonwood
Willow - medium size

NW. 29 -

Cottonwood - willow, box
elder, maple
vine, but strong in
lines

NW. 21 - cottonwood mostly

SW. 21 - Box elder, willow
& cottonwood - not large

SE. 21 - cottonwood, maple,
willow, box elder etc

Richter large

All the other groves ^{on line of travel} were
indistinct. It was too dark
to see. They seemed to be
pretty well established however

From Terrill

NW of 11 - a young
grove of thrifty cottonwoods
etc.

From a few rods N. of SE
cor. sec. 3.

E, SE, S, SW & W, almost
no grove. N.W. at a
distance in several.

The country from the S.W.
corner of Milford Twp. to
this place is the same
undulating prairie, quite
level, - with frequent
draws & ditches.

N.W. 2 - mostly Willow with
small (medium

Richland Twp

SE. 34 - a grove of
medium soft maple &
white ash. - a good
many of latter. Even from
that soft maple seems to
be of same age -
diam - 2-4 in.
Some willows
on knoll.

N.E. 34 - young maple (type)
& some medium size
deciduous hedge (poor
wood color) & a few
stems of elder

NW 35 - small trees

NW. 15 -

Soft maple, willow, & a
lot of spruce 15-20 ft
high & looking fairly well.
Also young walnuts - exposed on N.W.
W. not looking very well.

On small & slope - walnuts on slope
Some walnuts dead, some willow.

Towards N. & E. the
country is more rolling (low
colline)

Everywhere on hillsides & knolls
granular limestone shows
itself

Very few groves in sight
there is a small patch of
valley bottom some E. N. 25
of 4 well lakes

Trip E. from Estherville to
Arresting.

The groves N. of sec. 16
Center Trip seem to be
vigorous. Could not make
out kinds, but noticed white poplar,
American maple & probably
box-elder

S.E. 8 - A grove of good sized
willows & soft maple &
some white poplar (lots of
mushy) - all seem to
be thriving.
None on high flat prairie
(slight knolls)

NW. 14 - a vigorous well kept
grove ash, box-elder, walnut
willow & some fruit.

The walnuts set in the best
& are doing well - 1-2 in

more -
Walrus body worm
Not seen on limbs so far

In SW. 10 - Snow take top
in a nice grove of young
(mostly maple) & alder & oak
with a row of ash
nearly as large.

The outer row of ash on
no side doesn't look
as well as those in
the center.

SW. 11 - Small stuff box -
also protected by a young
worm eaten hedge of willow.

N. from road quite
to Des Moines River there
are practically no
groves. It is a high,
sandy & rolling
prairie.

The grove off Cratty has ^{Bellevue, Harney}
grape, Amelanchier, asplenium, etc. Never
disturbed by insects.

Cratty thinks maple & ash
best. His ash have been
showered, but they are somewhat
exposed, planted far apart,
so that grove is open.
Willow makes quick wind
break.

Lombardias are dying. Handy
for poles. Otherwise no grove.
Has some elm growing - doing
quite well.

His walnuts are small & stunted,
but he says they were
transplanted (nursery) & should
be planted where wanted.
Hard maples grow well in aridity.

Are native along Des Moines.

Thinks law was good

Says no new tree planting now.
Cratty can't make evergreen grow,

NE. 14. & thoroughly grove of
large willows & cottonwood, etc.

Center of Kossuth as
N.E. could see several
groves, mostly well
along.
S.E. much fewer.

Brush into Summit.
The E. grove in 89.15.
is a lot of scrubby
willows - plants for
abandonment probably, - on
low land - small.
The S.W. grove is of
large cottonwoods, ^{at least}
a few barberries - the latter
dying - on knoll.
There is also a small
brush on S slope.
Mar. 24 is a grove (young)
of willow, soft maple &
red ash. The latter
is keeping up & looks
well - 7-15 ft.
also a Scotch Pine young
7-8 ft high, this is
rather low & flat.

also a Thrifty orchard - trees
medium

Kossuth -
NW. 19

a medium grove, largely yellow
& maple, a few cottonwoods
etc. On lower knoll,
looks fairly well.

(On knoll ^{small} mostly)
The S.E. of 24 has
(willows look better on lower ground - each on slope)
rows of willows on E. side
& then some cross rows of
willow on W & N. rows of
chiefly ash (some died out) in
single exposed rows.
The grove about here is
thrifty, willow, ash, ^{one or two}
walnuts? etc.

NW. 30 - a few large cottonwoods
some smaller willows etc.
A straggly affair.
On knoll.

SW. 19 - mostly barberries &
willows

St. 19 - chiefly lines of
hornbeam - 6-8 in, still
looking well. On knoll
& slope

A walnut tree in road
is growing well - 5 in
diam,

S.E. 30 - Large fine
cottonwoods & some cluster
of willows - rather on
lower slope of a slight
knoll.

SW. 32 -

Quite a grove of very
young cottonwoods, & ~~all~~
some box-elders - as
far as I could see, - all
doing well.

Planted on knoll, & W.
slope - also young ash
with cottonwoods W. & box elder
S.

Genesee Top

N.E. 5 - a nice grove
of soft maple - 3-6 in
diam. - On knoll
from ridge at this pt.
could look away out E
& N & N.E. & saw almost
no groves. - Rolling
prairie

SW. 5 - young grove in
river valley - looks well.

Native trees along the
Morrison - down on flat
ash, S. maple, willow,
cottonwood, box elder -
none and then anything else
a few tangrubs & a number
of large ^{th?} elms - plums
salix arbuscula - lousipolia

N.W. of 8 - an old grove of
maple on river flat & hornbeam
on sloped knoll, latter dying

SW. 8. mostly S. maple
& willow - on slight
slope look well,
a few cottonwoods

S.E. 15 - Cottonwood, Maples,
willow (few rows) Lombardian
(some dying) and some
nice ash. All doing
well (exc. Lombardian)

This is on a rather
large slope. Swamp
South. A rather old
grove.

S.E. 19. Willow, maple,
Lombardian -

NW. 29. mostly willow
& cottonwood

E. & S.E. numerous
larger groves are
visible. They
appear to be largely
cottonwood & willow

S. & SW, almost no
groves

Along right is slightly undulating
prairie

From a pt. 1/2 mi. west of
the town I can see a
long distance S. & SW. & W. &
there are very few groves.
Prairie rather flat, with
undulation.

NW. 31 - prof. of ² ~~fruiting~~
scrubby willows.

Enter Emmet

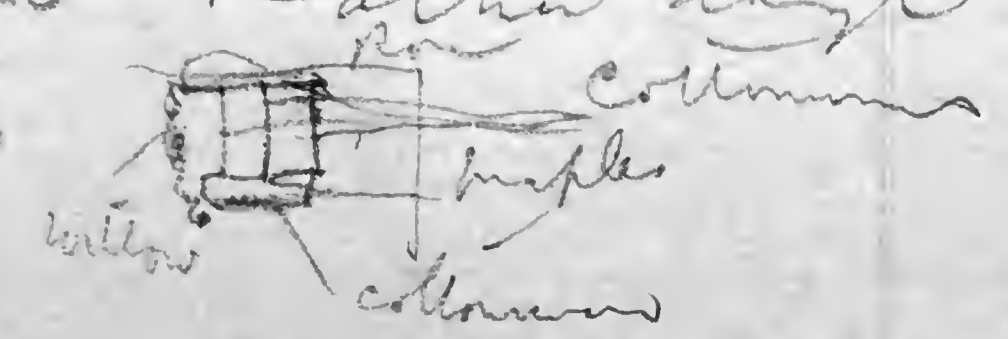
Denmark

N.E. 25. Started box elder
maple, willow & cottonwood
on small slope (E.)

Maples 4-7 in. Looking well
during dry year box elder
wood is best. Soft maple
& good many dead.

S.E. 23 - I barely see on
the ridge. It is young
stuff.

N.E. 23 - Rather large cottonwood
in rows



Cottonwood look well
6-10 in.

Several rows of cottons on
west, & also maples
on S. look well.

also some very small
bunches

SE. 15 Lombardii (some
dying) cottonwood & willow
the minister says box-elder
best trees & ash does well

S.E. 16 - young - box-elder,
cottonwood, & willow
hedges - some water - young

SE. 17 - rather young cottonwoods,
some S. maples & fine
dense willow hedges look
well. Rest of grove not so
nice.

Through all the country in today's
run the same drift appears
on knolls - ^{clay} gravel & sometimes
boulders yellow

NE. 17 - a healthy medium
grove of S. Maple, with
nice, bright, larger willow
hedge on N. & W. (see 3 or
more rows) - On knoll
RR. cut shows yellow clay, with
great boulders.

S.E. 18 - Willow on N. & W. then
rows (3 or 4) of cottonwoods
then small box-elder,
white poplar, & a few
balm of gilead.

On knoll - all doing
pretty well.

In sec. 5 - groves rather
young, that in S.E. corner
For at least 3 miles I have
been passing through a timber
country, & as far as I can
see N. W. & W. is in the
same.

S.E. 30 - Small stuff - box-elder ^{cotton}
off maple & fruit, also a
straggly elm. Not well cared
for.

8W 29 - small stuff
Quite low. Ash +
Cottonwood. Well
care for. Ash. 1-1/2 in
4-7 ft high.

Cottonwood 1-1/2 in, 3-10 ft
high

8W 20 - A rather
old grove Cottonwood
Populus & willow.

8W 29 - a small
grove - willow etc

Aug. 29 (Tue) 1899
Entered Humboldt co. at
SE. corner of 25-92-27.

The grove in NW 1/4 35 is
largely willow in good condition.
It runs on slope from near
top of ridge to low place west.
This is near corner.

~~Passed the grove in NW 1/4 35
but took no notes.~~

There are signs of remaining
catalpas along road.

NW 35: mostly small trees.
Willows on N + W. with
mostly young ~~catalpas~~ ^{maples} inside.

Just W. of school in 26 is
an old grove, neglected, with good
sized maples & cottonwoods & a
good many dying Lombards.
Also poor orchard, some willow,
white poplar, ash, etc. all
neglected. On right bank.

The country hereabouts is only slightly rolling & has some low places.

At the creamery they told me that in the ridges there is more or less gravel with clay. One fellow said that was where Penn did well. Prof elder stands at first. Willows rather by little white caliche.

On 26 - small poor stuff - mostly maple & willow in knoll

On No. 27 - young lombardian & larger willows. Mostly on knoll. Small scattered grove.

On 23 - Eaten young willows box-elders, maples & some hedgerows of mulberry - looking pretty well. On knoll.

To the W. & S.W. can see many large groves. Are not there native. Northwest corner of them

NW. 23 A fairly thrifty, rather young grove of lombardian, soft maple & willow. On slight knoll. Mostly lombardian - beginning to die

NE. 22 - young thrifty grove of box-elder, maple, cottonwood - willow, some fair caliche -

SE SE 15 - a young grove of willow (huge stands) & soft maple. Young but quite thrifty - on slight knoll - almost flat.

NE SE 15 - young maple & willow a few fruit trees - 1 elm & 1 small honey-loved - some maple. On slight knoll.

Looking northwest from the town
I can see a good many groves
but they seem to be largely
willow & maple.

NE NW 15 young maple, box elders
(look well) & young
birch - thin - dead top.
One larger knob, sparsely
at top.

NW 16 seems to be
mostly saline - all
young stuff, mostly
deciduous in the grove.

I was near middle
between 8 & 9 - NW 14
SW. flat prairie.
There are more swamps
of the same kind at the
low points - stand out
more.
Very visible NW, almost
none W. + SW.

NW 5 - Large grove of
young thicket willow, etc.

NW 4 - A thicket of
box elder, maple &
water - birch - 5 or 6
Maple - some
on slight rise.
There are some weeds in the
grove, most of it having a
smell of the leaves, either
not being in flower or
down.

Vermont W.P.

At town, NE corner of 22 there
are many groves in sight
NE 9 + 24, but they seem to
be largely willow with some
elmwood.

This country is quite flat, barely
undulating, but not swampy.

NW 32 - large willow, some
big maple cottonwood
Spartanum some big grass, tall

nearly everything in sight
in fine willows

Some dying Lombardias
stick up here & there.

NW 54 30 - medium soft
maple with hedgerows of
willows.

NW 30. Fine old place.
Big cottonwoods - white poplar,
Honey locust - 10-12 in. Big
willows, etc. This is on the
least elevation or rather
flat prairie. Big maples
etc.

Nice hard maples - 8-10 in.
Nice box elder & big ash
trees. -

also 2 big scotch pine 15
in diam. -
Some of the big maples
are dying.

Grove about 25 yrs old.

Today.

Lombardias all died out.
Cottonwoods suffered in dry
seasons -

A few maples died.

Ash trees have done well.
Soft maple & box elder are
best. Soft maple giving some
breaks. -

Evergreen had to check.

Have two scotch pine, planted
them with box elder, etc.
Have been out 17 yrs. but
were transplanted from another
place -

Also big - medium - with box elder
maples & grasses on the
sides. -

Surface water 10-30 ft.

But now deeper
but small plants of hard maple
from river & then transplants
from grove to place in front
of house 15 yrs. ago.

A place with creek running through
wood grow willows near the
house.

SE 19 - willow
haze & some of
young maples
on knoll.

NW 18 - willow hedge &
some of willow, Sambucus
(dying) etc. on slope &
knoll,
E. & W. are a good
many groves & willow
is everywhere prominent

Humboldt Twp

N.E. 13 - nice willow &
soft maple (willow actually)
also white poplar,
Catalpa (fair) etc.
on knoll.

SW SE 12 - Fair maple grove
also orchard (fair) & some
Catalpas (not just class -
on 3 knolls,

SW 12 - mostly willow
some maple & white poplar
on knoll.

NW cor. 13 - mostly fine willow,
some soft maple on knoll
& slope.

NE 14 - an old rose -
big cottonwoods & white poplar
(the latter dying) & also
willow (some dying) -
There is also a thicket of
younger stuff & some bare
low elms - etc -
on knoll & partly on gentle
slope.

SE 11 - nice ash - 3-5 in
maples, orchard etc
on slight knoll -
looks well - but
weedy & grassy

Also on lower slope
young Sambucus
& Prunella

Nov 14 -

Soft maple box elder,
wh. mulberry - greening up
(fine-tooth) plum, orchard
etc. All very thin
on rather high flat plain
also good slugs -

Dry season didn't hurt
them - The girls
didn't know anything
about it.

Also 1 Scotch Pine - fair -
A cluster of pretty good
catalpa - 4-5 in - but
some dead, &
several rows of young
walnut trees - looking
only fairly well
weedy + not very
well cared for, but
a variety

The grove of Catalpa
is protected on west by
willows

Get surface water at less than
100 ft.

Nov. 15 - Protected Catalpa

look pretty well - there
on W. side - where are
poorer.

Maple + box-elder, protected
by worm-eaten willows.

A few cottonwood
High flat plain - some
as a whole looks well.

Stopped at St James in
Linn Co.

Started at 6³⁰ Aug. 30

The country just W. of Livernon
is broken timber.

S.E. 14 - all young & small
stuff - high rather flat
prairie.

N.E. 26 - several bands
(wind breaks) of willows (large &
some dying) & some Catalpa
on outside.

The plan here is to make wind
breaks by putting in rows
some distance apart.

It works finely, so the tenant
says.

He says Maple & box-elder are
best, & thinks Cedar would do. A
neighbor has tried a lot this
year, but he thinks they were
neglected.

Subsoil yellow clay with gravel

N.W. 25 - a grove of
Catalpas & walnuts.
Not first-rate, but the trouble
is probably that they are
set out by themselves, ought
to be more protected. The
walnuts of course are lucky.
Says he wouldn't plant Catalpa
grow slowly & grow down.

S.E. 26 - a grove of willow
& cottonwood - fair.

All these are on high nearly
flat prairie.

N.E. 35 - Rather large willow
soft maples & a few cottonwood,
& ~~2 or 3~~ some of small
scotch pine (6-8 ft) - pretty
well started.
High prairie.

S.E. 35 - A few medium
soft maples - 5-7 yr. old
mostly willows. N. of willows
are a few rows of good
sized Scotch Pine, crowded
too closely to willows & hence
variable. There are also
rows of walnuts & a row
of little walnuts along
a fence N. from grove
all are too much exposed
those in yard which are
most protected are best, but
all too bushy.

There are two pretty good
spruce & one dead one in
front yard.

Also plums, etc.

Walnuts were planted (seed)
where growing -

About 12 yrs. old - 2 1/2 - 4 in &
too bushy.

Maples died in dry seasons.
Transplanted walnuts died,
evergreens drew out - more

or less.

Spruces are 10 or 12 yrs,
willows make grove much better.
Surface water at 20 ft.
The well is 40 ft - deep & could
"be filled nor pumped dry".
Several elms - all doing
well - they are near pond.
Maples do pretty well - would
do better if cultivated.

In S.E. 4 1/2 -

Quite a grove of Catalpas -
protected on N. by willows &
maples - grove - 15 or 16 yrs. old.
Toward the west they are
better trees. Eastward was
road the tenant says the trees
were planted in prairie sod &
that no trees grow well in that
spot because it is "sour"
(i.e. it is wet & doesn't drain
off.) The west part of
grove was cultivated &
the trees do better. Some of

The trees are pretty good,
4-6 in. diameter. But the
tenant says they have been
only 3 yrs. in the grove, & he
don't like them.

A few died in dry weather,
but all trees stood well on
the prairie. He says that
in some places where it
was sandy the dry weather
killed the trees -
water at 40-70 ft.

Says formerly willows were
mostly planted, but not so
much now - they don't last.
Thinks maple & box-elder best.
There are also several rows of
box-elder in good condition.

A few cottonwood, a couple
of small cedar (only pairs) +
a small pine. Also fruit
Rather high flat prairie

NE. 14 - Maples, fruit (pretty
good & large) & catalpas of
same size as in preceding
grove.

SW. 13 A fine grove of
box-elder + soft maples, with
hedge row of fine thrifty
mulberries.

The grove is thick, rows
6 ft apart & was well
cultivated. Is now covered
with fallen logs. No weeds.

The mulberries are closely
crowded now 12-16 ft high.
This is on a slight swell.
Box-elder - 4-7 in. maples,
mostly rounder - 3-8 in.

A fine grove.

SE. 14. Very large cottonwoods, mostly
box-elder & willow. ^{some of the maples} are over 2 ft,
15-20 in. diam. & more.

Also the orchard.
In brush.

An old farmer on road
said maples & box-elders
were better. Eucalyptus were
hard to start, but Scotch
Pine was good - but not cedar
best.

SW, 24 - Quite a grove of box-
& maple with willow protect
Northern row of box-elders
runs along road for some distance
slight swell.

In front yard a fine cedar
(among other trees) & two or three
spruce & a couple of
small Scotch Pine -

Also young elms. All look
quite well.

W. 35 - Maples, Lombardias,
cottonwoods, box-elders - mostly
quite large. Also several
rows of Scotch Pine planted
on N.W. & S. 5-8 ft. high.
Looking very well.

They don't show signs of
much cultivation, but the weeds
& grass have been cut &
left on ground.

This is the Daman place -
The trees are about 5 yrs old
are very small. They were
cultivated 1st year & since then
weeds only were cut & left
on ground.

Went out to J. J. Stuart's
It is a

All along the road are
small groves, mostly willows &
some maples & cottonwoods.
Willow is the great
standby.
Few rows off the road
at a distance.

Went out to J. J. Smart's
Place, Humboldt Co.

This is beautifully kept.
It is on high prairie, above
the Des Moines - & is on
general level of prairie
beyond.

It has lots of Budd's
Russian things:

Birch

Willow, etc.

None of the trees suffered
in dry weather, but a
hail storm hurt some
badly some time ago.

Of the trees which I saw,
the following is a list:

White Birch 4 in - nice.

Russian " - 8 in - fine.

Catalpas - 5-7 in - fairly good, but

near S. seems like them.

Menzies' Spruce - 2 fine trees -

12 ft high.

Larch - many fine trees 1 ft or more

Norman Spruce - fine -
8-10 in.

Ash or vitae - clusters - good.

W. ash - 4-5 in - good in grove.

Maple & ash in W. part of grove

also catalpa - very
thick - few weeds now.

There is also quite a fine
orchard, thinned out however.
noticed two deer tracks.

cherries, peaches, apples.

Scotch Pine - several - very
good - 10-12 in.

Some small W. Pine in thickets,
8-10 ft. high.

Rings in grove W. of house
are 6 ft. apart - 2 or 3 -

no weeds. Don't allow
cattle to run in:

The NW. grove has a good
many fine Scotch Pine - 5-12 in.
mixed with ash, plum, white birch,
larch, bigonias (yellow), catalpas
(6-9 in) maple,

bits cherry broke off where
was no pasture.

about Aug. & then
let alone.
Plant closer than you
no want them & then thin out.
Castalpas are poor trees.
also a couple of good
Douglas Spruce.

west of Humboldt

S. E. - 3 - winth - two

Nice grove of young ash
walnut, cottonwood (larger
than rest), lot of soft maple, &
some buckeye - all look
well. All from nursery
stock - cultivated for 4
yrs, with corn-cultivation.

Then covered in bushes & seeds
at down & then mowed it
for a couple of years.

One honey locust raised from
seed, no doing well. - 8 yrs.
old. -

Tried a few alders, but only
two lived - small.
Planted spruce trees - reach

some 9 yrs old.
time, & only 2 live.
none died in dry season -
ash 2 1/3 - 4 in. -
buckeye - 4-5 in
maples near 1 yr old when planted
& ash 2 yrs old.
Walnuts 1 1/2 - 3 in, don't
look well, - need more
protection.
Hickory flat ground

No. 9 - nice maple grove -
no weeds -
also Lombardy poplar grove,
dying at top.

The westerly grove in danger &
is mostly maple - some very
large - also medium cottonwood
& some smaller ash - doing
first rate.
Well cultivated evidently
& now in grass & mowed.
A fine grove.
Or well.

SE. 4 - Maple, ash, catalpa
& elm. all doing nicely
above medium in size & in good
condition. On slight swell.

all the country hereabouts
is gently rolling prairie

SW. 4 - Large willows, maple,
etc.

SE. 5 - a fine, thickly grown
of a mixed. Seems to
be mostly maple. - on swell.

NE. 8 - a dense fine willow
hedge (4 very dense rows)
on N. side. Then main grove
soft maple - 4-9 in
Rows 10 ft. apart. A
good many weeds.
Would have been better nursed
at first.
On slope willows near
bottom of slope.

In front yard on higher
ground are a few
white Pines + 2 ash
trees + a Scotch Pine,
box elder, etc. also a
few front trees

lost none in dry season.
soil red-clay with some
gravel.

stuck ^{at} 18-20 blue clay.
then water broke through
41 ft. deep.

The evergreen were transplanted
but the catalpa - freeze
down & have leaves only about
time.

best tree is soft maple.
Should plant ash & elm.
Scotch pine grows well, but
white pine were too large

SW. 9 - ash, maple, box elder, cottonwood, &
frozen-down catalpa. Not just water,
small & thinned out & not cared
for. - On slight swell.

about no. 5 NW + W

E.D. Converse,

SE 17 - bottom & cottonwood on
N. & main part of grove -
ash. Rows 6 ft apart -
4 ft in row. Look well.

3-5 in

weedy (fine ragweed)

Maples on E side of this
part are no larger than ash.



All trees stood dry season -
Catalpas not much good
die out.

Young walnuts - nursery stock

A good many winter-killed
But tree for wind break - evergreens.
Didn't cultivate evergreen much, or
not at all. But here were
says he'd cultivate at surface
Not good spruce - cedar, Scotch pine,
Wh. mulberry. - Some wh. Pine

On knoll & slope. Trees
all doing fairly well except
Catalpa - those are dying.
The ash grove is best part.

NE. 20 - Maple, willow,
box elder, ash. - cottonwood -
a good deal of it in young
stuff. - Variable -
Evidently not well covered
On knoll & two slopes - E & W.

NE. 20 - A scrubby-looking
outfit - young.

NE. 19 - Mostly box elder
& soft maple -
Young & not care for - One
grown with willow &
also a few small ash.
On knoll & E & W slopes.

NW. 30 - Thrifty grove
willow, maple, Catalpa,
cottonwood - Medium,

NE. 25 - On knoll -
Maple, Box elder - willow -
Willows dying
Lombardian - a few.

NW. 25 - Maple &
Catalpa - a few box-elder.
Fairly good - on flat
prairie & knoll.

NE. 23 - Rather young maple,
willow, box elder, a few
white poplar, etc - on slight
swell - Thrifty.

SW. 13 - A fine grove of maple,
some catalpa, etc.

NE NW. 23 - willow, maple, a few
cottonwood & dying Lombardian
slight swell. Only fair

SW. 14 - On swell
Box elder, 5-7 in
maples - 6-8 in

A pretty good grove.
a little fruit.
Some big willows.

NW. 23 - willow (some dying)
& maple, rather little cottonwood
Fair. - on slope north.

SE 16 - willow & maple
On knoll, Fair

NW. 21. Maple & willow, quite
a nice, medium grove.

NE. 20 - mostly medium
maple - good.

NE. 17 - Double row of Lombardian &
asp maples along E. side S. of
house. N. of house 1 row of
Lombardian - Large & mostly
dying at top.

The smaller (South) grove
is Lombardian in leaf shape.
The larger grove is willow,
maple, cottonwood & Lombardian
Partly on hill, partly in rather
low place

Nov 16. Mostly maples, etc.,
Some cottonwood & Lombardian
large & dying.

SW 5-8 - large willow &
Lombardian & some cottonwood
Old grove - large part
Lombardian (on north) in
big grove - dying

W 5-9 - Maple, cottonwood
willow also medium. Pretty
fair.

W 5-8 - Cottonwood 6-8 in & higher
Cottonwood partly in grove &
many ones dying. Not first
rate.

SW 5 - Orchard (young) on
S. side
On W side box elder,
maple & cottonwood a medium

Left Gilman at 9:40 Am.
Went 1 mi. S. then west 1 mi.
From School near corner as far
as I could see the country
is more rolling than I traveled
through yesterday - more sharper
slope are visible, - + S, SW,
+ W, + SE, almost no grass
are in sight though I can see

NE-14 - young grove on sharp knoll.
Maple, box-elder, cottonwood, willow
Looking fairly well.

NW-14 - On slope, willows, cottonwood,
maples, box-elder - several nice
cedars. Rather young grove, not
especially well cared for, but
doing fairly well.
The road N. (below grove) shows
boulders + some gravel at
surface (on sides). All the
slopes are more or less bouldery.

NW-15 - On knoll - Willow
Maple + ash.
Ash is protected by willows
at ends where ash are
exposed they are poor, but
where protected are nice -
maple grove is good, -
mostly clustered

NE-17 - ~~cedars~~, willow
Catalpas fringe down.
Farm on road maple + box-elder
best. Flat -

SE-8 - nice grove on slope
Maple - 3-5 mi - box-elder
willows, other medium,
Some scrubby catalpas -
grown up in grass.
Country still continues rolling

SW-8 - the NW W. line are
lowland maple + c.
some maple
at home are a few cedars -
also + brushy maple, etc.
The base outside looks well

Nov. 17 - hedge of large willow
6-12 in diam.
also large cottonwoods, maple
& Lombardias (dying)
An old place, but not well kept
Rather flat & high

At NW. cor. sec. 15 - Lake Twp
Found quail's nest in grass
within 4 ft. of wagon track -
Nest built of dry grass - high
on one side - 14 eggs -
Aug. 31 - look as if advanced.
I saw my wheel almost over the
line without disturbing her.
She finally flew away - fluttering
& then kept up a chattering
(short & quick) in the willow bed.

Sec. 18 - Little stuff - could not make
much out of it.

Nov. 19 Very small & scarcely
to be seen in the wood
a fake!

At Sec. 18 -
Country now less rolling,
some mounds, & almost
level

Enter Lincoln Twp,
NW. NW. 24 - a medium grove
in rather low place -
Willow & maple, box elder
Maples 3-4 in, nice grove
Some smaller ash, - badly
grown up in weeds.

Truant doesn't know about
the keys.

Cottonwoods in row on W. S.
look well - above medium.

Nov. 28 - large willows, cottonwoods
a few Lombardias & maples
Rather old place - on flat

Nov. 14 - young maple grove
looks well - almost medium
- next

8-15-- On slight well

Tried weeping. but calves spoiled them.

Some mostly of box-elder - 7 yr old - grow as well as any other, but calves spoiled some. Subsoil clay & gravel.

On main grove cultivated 1/2 of them mulched with dry straw

One well 90 ft. other 80-100 another in pasture 100 ft.

Strike surface water near surface. Box-elder trees dry year well.

Box-elder are now 3-5 in & 12-15 ft high.

Nov. 22

A band of walnuts - about 5 rows (4 ft apart) runs for some distance on N side on gentle slope. They are protected imperfectly on N by opening within hedge with gaps in it. Maples 15-18 ft high

Some are bearing. Some stripped by ^{calves} ^{pulling} ^{down} ^{the} ^{leaves}. Branches 2-3 in & some branching. This leaves no nice main trunk. They are 8-12 ft high. Common in grass, which has been cut & allowed to remain.

around west the bands become ash - of about same size & looking well.

are cottonwood, probably same age & twice as high. All trees were nursery stock. The maples are tallest - ash & walnut about same.

Also fruit -

Cultivated 2 & 3 yrs + the seeds so timely + this made them stand still for 2 yrs (dry yrs) & then be mulched heavily with coarse manure & they have done better since. Says I said seed in timothy w blue grass. Mulch is better.

Says it is harder to start grass on account of rabbits, large & small. The bucks eat stems off. Would cover young trees.

NW. 20 - small stuff - on high
prairie

still gentle rolling prairie, &
few trees or groves

NW. 17 - Rocky young stuff,
lower than house & barn.

SW. 17 - young stuff - on slight
swell.

SE. 18 - young stuff willow,
cottonwood, maple, box-elder -
neglects - grown up in wood
on higher flats.

SW. 20 - fair - seems to
be mostly willow

SE. 19 On gentle swell!
small box-elders - yellow,
weedy.

NW. 32 - flat + peaty low.
Fine large cottonwood at NW N,
& also beyond are willows & maple
an old place.

NW. 31 - a fine large grove - on
gentle swell - willow,
cottonwood & maple & discernable.

NW. 35 - thrifty maple, willow
flat & high.

From NW cor. 35 - SE. S & SW,
almost no groves. Flat
prairie.

NE. 34 - a fine grove of
large cottonwood, willow & maple.
In rather low ground.

SE. 28 fine large willow
grove in low place.
From this corner some of willows are
visible on all sides.

NE. 33 - Fine large willow & cottonwood - some Lombardias dying - partly on mounds partly low. Very thirsty

Between 33 & 28 - The country is a little rougher & has low swampy places. Willow groves & rows visible on all sides.

SE, 27 - Box Elder. 2-4 m.
Small soft maple same size. Also have some small spruce starts well. Willow cottonwood low down.

SW. 29. nice young grove of box elder maple & ash.
Box elder & maple - 12-16 ft.
Ash - 6-10 ft. - also see



Can see grove S.E., S., SW., & W. but mounds distant.

SW, 30 - Lombardias, cottonwood willows along fence. At home maple, box elder, etc. & some young walnuts. Planted seed in furrows & they haven't been sowed yet. Good soil clay & gravel soil 3 ft.

Enter Doves Fwp.

NE, 36. Fine row of willow along fence E side & E part of W side. At home a large grove of old maples, willow & cottonwoods - & three from band Westman. On higher flat & slope.

SW. 25 - a thrifty large grove much above median - Largely cottonwood & willow. North part has nice maples (medium) some Lombardias (dying) & a number of small ash doing well. Quite a grove also ^{rather} old orchard

NE. 35 - Maple, willow, Lombardii,
cottonwoods. Quite old & looks
well. Rather low

SE. 27 - long row of Lombardii &
smaller trees near house.
On swell

NE. 34 - mostly large willows
& cottonwoods. The cottonwoods
in some are weak. On swell

NW. 35 A fine new break
of young maples & willows,
On swell.

All knolls generally on road.

NE. 33 - cottonwoods & willows -
medium - straggly - On
knoll. Not well cared for.
West part of grove is better
maples.

SW. 24 - a loosely arranged
grove, with oaks - willows,

Maples, box-elders, some
sprawny catclaws - On
slight swell.

Lombardii-dying & cottonwoods too
SE. 29 - A nice grove chiefly
maples - small oaks
& willow
Some small walnuts growing
alone & bushy, On swell.

S $\frac{1}{2}$ NW. 28 - a long willow hedge
along W. side - fine.
at N. is grove of Lombardii
a good many dying. There are
also large willows, maples,
box-elders, - On swell.

NE. 2, cor. 20 - big cottonwood
& some willows - On knoll.
also will walnut - 7 inches
S. across road are willows
Country more rolling here

NW 21 - seem to be largely
willow

SE-4 - In rather low place
on slope. A nice part
of it is Catalpa in good
condition. Also maple, etc.
A really nice grove
overtopping house, + hiding
barn.

From SW. com. 28 S,
as far as I could see +
North for three miles the
numerous groves, hedges
etc. give to the landscape
a decidedly wooded
appearance. Groves
may also be seen chiefly
in southern part of
region.

Beyond any doubt this
section will grow trees,
+ no doubt the rest of
the county through
which I passed today
will do same with
proper care.

Stopped at Louis Enders.
He planted a 1000 maples
+ a lot of box elder + fruit-trees
+ they lived 2 yrs, but died
in dry season. He has high
prairie.

Started at 7 am. + went W. + N.
From after entering Marshall Co.
(a few rods) I came to ridge
from which I got a splendid
view of the country. It is
undulating high prairie with
almost no groves etc. E, N + NE.
but more visible W. + NW.

no. 33 - Young stuff on well. Box elder,
Cottonwood + white poplar, all
starts well, but wh. poplar
best.

no. 32 - young stuff on level. Not
much of a grove. mostly in the

no. NW. 33 Large trees - willows + maples
on well. Looks well.

Most of the groves hereabouts
are very young.

SW, 28

Mapleberries - fairly for most part - probably dry season.

Maples & box elms stood first rate. Got out young ash last spring - were large & it was late, but them in grove S.

Subsoil - gravel & clay. Quite a little sand & gravel at 4 ft.

There is sand in the low places. One little elm is doing well.

Most of maples & box elms were nursery -

Box elms stood dry weather but have some maples from seed. Were neglected, but farmer says that if they had been cared for they would have outgrown them.

Also young cottonwoods.

Willows are good only for wind breaks - not for trees.

Well - 18 ft deep & has lots of water. Had plenty of water even in dry seasons.

The seed maples are neglected, result of neglect. The largest of them about equal the nursery maples at N., but the latter are uniform & were care for. Rather high prairie also some orchard trees.

Place in S. 500. old. a few larger ash trees about equal the nursery maples.

NE, 29 - a thrifty grove of maples, - bunched & very thick. Doing very well indeed. Most of them were planted (seed) where they are. Others were transplanted. Noticed no difference.

Cultivated them as first a few times, then mulched with straw & dry manure. Also good willow rows.

Rather high flat prairie.

Well 40 ft water.

Maples 15 - 18 ft high.

Maples stand dry weather well. Also small orchards. No willow trees.

Some box-elders stand dry weather
better than anything else.
Have some small walnuts - plants
seed last yr, (in fall before)
They were frozen & then when
sprung, set out in spring
well leaved them. They are by
themselves & are bushing out.

NE
SE 20 - Rather large - some - calm bottom on

W. also good sized maples,
(rather fast)
several medium orchard trees

Also 1/2 doz or more ~~of~~
growing in row, now - 10-
12 ft high. Look well.

Rather flat & rather high from

NE NE 20 willow ^{wind} breaks & very
small maple in a dense
thicket - on knoll.

NE 16 young stuff - on knoll.

Chris Larsen.

SW. NW. 16 - A nice grove - 8 yrs
old last spring. Trees were small
nursery stock, all little when
planted, yet they are as
fine or finer than those of

well 70 ft. No water before.

next was W+W who planted good
size trees.

Box-elder, maples & elm make
up grove, with cottonwood &
willow for wind break on W.
side.

Rather low flat prairie.

Elm are good when protected

Elm. 3 in diam - 12-15 ft.

Box-elder. 3-5 - 15-17 ft.

Trunks all his trees in spring,
grow too thick. Trees 7 x 7

ft.

The inner elms are better, not
swithered around by wind.

Cultivated as long as he could
get in, & then mulched with
dry old hay. - just over.

Now only 1/2 trees there.

Says trees take same care as ^{crop}

Cottonwoods 5-10 in, nearly twice
as tall as box-elder.

Maples about same height
as box-elder.

Mrs. Larsen says that it

at corner some section a man
has a good many evergreens (+
so has his brother a mile N.)
The grove very small trees (seedling)
& raised trees. Covered with
straw in winter while small
& mulched mostly.

N.E. 17 N. part maples & elm protected
by willow. Don't look as well
as Larsons. The rest part is
spongy - mostly box elder - 4-7
ft. high. Maples 12-14 ft
Elms fairly good - 10-15 ft

S^{1/2} SW-4 - a fine grove on high
flat prairie.
Willow W + S - a couple of dense
runs. Fine catalpa 3-5 in
(well protected). somewhat
grassy below. 6 x 4 ft.
A number of wh. Poplar 5-8
doing well. Quite a row on side
also Lombardias - fairly
A nice grove - no callows
Keep their trees well trimmed.
Lombardias on W. side good - 6-8 in
Wh. Poplar & Lombardias somewhat

SE. 5 - nice willows, white poplar, Lombardias
box elder, & a young maple grove
in good condition - also
some walnuts, somewhat
shattered - doing quite well.
A nice grove on rather
low gentle slope. Wh. Poplar
are conspicuous.

SW 5 - A fair grove of Maple
box elder & willow (over W. bank)
On gentle slope.

NW. 8 a medium, thrifty grove
in rather low place - Decid. &
be willow & largely maple.

From NW. cor. of 8. as far N. & W. as
I could see the country is rolling
(only slightly uneven) & there are
low groves.

N.E. Sec. 7 - Boyanovsky's place
a fine grove on knoll &
running down S & E. slopes
box elder - 5-8 in Maples - 4-7 in
Elm (protected in grove) doing well
4-6 in. These are in S. grove.
which was planted in 1890

The N. grove is the older one -
14 yrs. - The white poplars
were twigs when planted - in
spring before locs appear.

Then last best. Elms are
gone too.

Cottonwoods said do well.

Black walnut grow well -

planted in thickets -

Maples do well - They estimate
them at first.

Most of the trees were planted
seeds - do well.

Catalpas are not a success -
freeze down.

Frin maples & boxelders - in

part whole grove is good.

SW. 8 - a fair grove on knoll - of
cottonwoods & maples

SE. 7 - A fine maple grove - on rather
low flat. Willows on W.
The E. part is elder & pine trees
above medium. The W. part
has some smaller trees.

SW. 7. Mostly boxelder 4-6⁷ in &
maples same, but taller.

Rows 10 ft apart -

also grow elm in thickets
5 in diam.

Willow hedges on W.

Gentle slope - rather high

SW. 7 - Thrifty looking grove - on
rather low slope - white
poplar show up well - also
willow & maple?

SW. W & SW. Many groves
visible & mostly large trees -
Looks like woods.

From pt. 1/2 mi. S. E. & SE. almost
no groves - only one fine big grove
SE.

In front of home a few
fair elms (too exposed)
a nice scotch pine (4 or
5 of them) & a fair
spruce

Native trees - Spirit Lake.

- Bur Oak. very common
Red Elm quite "
Wh. Ash - very "
Pignut - not rare.
Ostrya not rare.
Quaking Asp. not rare.
Black Hawth. not rare.
Salix amygd. - common.
Paw-wood - not rare.
Box Elder "
Hard Maple "
Wild Plum common
Salix longifolia

Humboldt Reg. Co. -
Humboldt Co.
Eureka Hill. complex.

H. N. Antisdel

Fosteria, Ca.

Nursery - Dickinson Co.

See herbarium material for additional.

