

# FISHERY STATISTICS OF THE UNITED STATES

SH  
11  
A443X  
FISH

1949



*STATISTICAL DIGEST NO. 25*

FISH AND WILDLIFE SERVICE

United States Department of the Interior



UNITED STATES DEPARTMENT OF THE INTERIOR, OSCAR L. CHAPMAN, *Secretary*

FISH AND WILDLIFE SERVICE, ALBERT M. DAY, *Director* **DANIEL M. COHEN**

---

Statistical Digest 25

---

FISHERY STATISTICS  
OF THE UNITED STATES  
1949

BY

A. W. ANDERSON and C. E. PETERSON



---

UNITED STATES GOVERNMENT PRINTING OFFICE, WASHINGTON : 1952

Fishery Statistics of the United States and Alaska are compiled and published annually to make available information on both the economic and biological aspects of the domestic commercial fisheries.

Data on the economic aspects are necessary to persons engaged in the commercial fishery and to governmental agencies concerned with its regulation and protection. Those here given cover the total catch and value by species, the yield and value of manufactured products and byproducts, the employment of men, craft, and gear in the capture of fishery products; and related information.

From the biological standpoint these data are important to sound fishery management in providing detailed information on fluctuations in the commercial catch by species, locality and gear; and on the type of gear and boats operated. They assist conservation agencies in regulating the commercial fisheries so as to produce maximum yields without depletion.

Previous statistical reports on the fishery industries were issued under the Department of the Interior in the Administrative Report series for 1938 and in the Statistical Digest series for succeeding years. Reports for preceding years were issued in the Administrative Report series of the former Bureau of Fisheries.

The following is a listing of the various Statistical Digests issued since 1939:

- No. 1 Fishery Statistics of the United States, 1939
- 2 Alaska Fishery and Fur Seal Industries, 1940
- 3 Propagation and Distribution of Food Fishes, Fiscal year, 1941
- 4 Fishery Statistics of the United States, 1940
- 5 Alaska Fishery and Fur Seal Industries, 1941
- 6 Propagation and Distribution of Food Fishes, 1941
- 7 Fishery Statistics of the United States, 1941
- 8 Alaska Fishery and Fur Seal Industries, 1942
- 9 Propagation and Distribution of Food Fishes, 1942
- 10 Alaska Fishery and Fur Seal Industries, 1943
- 11 Fishery Statistics of the United States, 1942
- 12 Propagation and Distribution of Food Fishes, 1943
- 13 Alaska Fishery and Fur Seal Industries, 1944
- 14 Fishery Statistics of the United States, 1943
- 15 Alaska Fishery and Fur Seal Industries, 1945
- 16 Fishery Statistics of the United States, 1944
- 17 Alaska Fishery and Fur Seal Industries, 1946
- 18 Fishery Statistics of the United States, 1945
- 19 Fishery Statistics of the United States, 1946
- 20 Alaska Fishery and Fur Seal Industries, 1947
- 21 Fishery Statistics of the United States, 1947
- 22 Fishery Statistics of the United States, 1948
- 23 Alaska Fishery and Fur Seal Industries, 1948
- 24 Propagation and Distribution of Food Fishes, 1944-1948
- 25 Fishery Statistics of the United States, 1949

# FISHERY STATISTICS OF THE UNITED STATES: 1949

By A. W. ANDERSON, *Chief Branch of Commercial Fisheries*

and C. E. PETERSON, *Chief, Statistical Section*

Fish and Wildlife Service

## CONTENTS

|  | Page |
|--|------|
| Introduction .....                                     | 2    |
| Section 1. - General Review .....                      | 3    |
| United States and Alaska Summaries .....               | 6    |
| Manufactured Fishery Products .....                    | 17   |
| Canned Fishery Products and Byproducts .....           | 24   |
| Packaged Fish .....                                    | 39   |
| Frozen Fish Trade .....                                | 42   |
| Foreign Fishery Trade .....                            | 51   |
| Section 2. - New England Fisheries .....               | 58   |
| Sectional Summaries .....                              | 61   |
| Maine .....  | 69   |
| New Hampshire .....                                    | 71   |
| Massachusetts .....                                    | 72   |
| Rhode Island .....                                     | 76   |
| Connecticut .....                                      | 78   |
| Supplementary Surveys                                  |      |
| Landings at Certain Massachusetts Ports .....          | 82   |
| Landings at Maine Ports .....                          | 111  |
| Section 3. - Middle Atlantic Fisheries .....           | 117  |
| Sectional Summaries .....                              | 120  |
| New York .....   | 126  |
| New Jersey .....                                       | 129  |
| Delaware .....   | 133  |
| Supplementary Surveys                                  |      |
| Hudson River Shad Fishery .....                        | 135  |
| Landings at New York City .....                        | 136  |
| Section 4. - Chesapeake Fisheries .....                | 138  |
| Sectional Summaries .....                              | 141  |
| Maryland .....   | 145  |
| Virginia .....   | 149  |
| Supplementary Survey                                   |      |
| Potomac River Shad and Alewife Fishery .....           | 154  |
| Section 5. - South Atlantic Fisheries .....            | 155  |
| Sectional Summaries .....                              | 156  |
| Section 6. - Gulf Fisheries .....                      | 161  |
| Sectional Summaries .....                              | 164  |
| Florida (West Coast) .....                             | 170  |
| Alabama .....  | 174  |
| Mississippi .....                                      | 175  |
| Louisiana .....  | 177  |
| Texas .....  | 179  |
| Supplementary Survey                                   |      |
| Tarpon Springs Sponge Fishery .....                    | 182  |
| Section 7. - Pacific Coast States Fisheries .....      | 183  |
| Sectional Summaries .....                              | 186  |
| Washington .....                                       | 194  |
| Oregon .....   | 201  |
| California .....                                       | 206  |
| Supplementary Surveys                                  |      |
| Landings by Halibut Fleet at Seattle, Washington ..... | 210  |
| Receipts by Seattle Wholesale Dealers .....            | 212  |
| Section 8. - Lake Fisheries .....                      | 216  |
| United States and Canada Summaries .....               | 218  |
| United States Summaries .....                          | 220  |

|   | Page |
|---|------|
| Section 9. - Mississippi River Fisheries .....            | 234  |
| Section 10. - Alaska Fisheries .....                      | 236  |
| Section 11. - Hawaiian Fisheries .....                    | 243  |
| Section 12. - Review of Certain Major Fisheries .....     | 247  |
| United States and Alaska Cod Fishery .....                | 247  |
| Atlantic Coast Haddock Fishery .....                      | 249  |
| Pacific Coast Halibut Fishery .....                       | 249  |
| Atlantic Coast Mackerel Fishery .....                     | 251  |
| Pacific Coast Mackerel Fishery .....                      | 252  |
| Atlantic and Gulf Coast Menhaden Fishery .....            | 253  |
| Ocean Perch Fishery .....                                 | 255  |
| Pacific Coast Pilchard Fishery .....                      | 255  |
| Pacific Coast Salmon Fishery .....                        | 256  |
| Pacific Coast Tuna Fishery .....                          | 259  |
| Whaling .....   | 262  |
| Section 13. - Statistical Survey Procedure .....          | 263  |
| Sectional Surveys .....                                   | 263  |
| Local and Special Surveys .....                           | 268  |
| Practices and Terms .....                                 | 270  |
| Conversion Factors .....                                  | 271  |
| Section 14. - Glossary of Names of Fishery Products ..... | 273  |
| Section 15. - Pictorial Section .....                     | 279  |
| Section 16. - Statistical Publications .....              | 297  |

## INTRODUCTION

This report contains a review of the fishery statistics for the year 1949, collected by the Branch of Commercial Fisheries during 1950. These include data on the volume of the catch of fishery products and their value, employment in the fisheries, quantity of gear operated, the number of fishing craft employed in the capture of fishery products, and certain information on the volume and value of the production of manufactured fishery products and byproducts.

Statistical surveys for the 1949 data were conducted in all sections except the South Atlantic and the Mississippi River States. Statistics on the various fisheries were collected by the following field agents: R. Balkovic, B. F. Greer, H. Haberland, C. H. Lyles, D. A. McKown, R. H. Marchant, C. B. Tendick, J. P. Wharton, R. H. Wilson, and F. M. Wood. The surveys in Washington and Oregon were supervised by F. C. Hinsdale. Data for the Great Lakes were assembled by the staff of Dr. John Van Oosten of the Branch of Fishery Biology; and those for the fisheries of Alaska were collected by the Branch of Alaska Fisheries of the Service.

Information on landings at Massachusetts ports was collected in cooperation with the Market News Section and the Branch of Fishery Biology. Data on the Hawaiian Fisheries were furnished by the Division of Fish and Game, Board of Commissioners of Agriculture and Forestry of the Territory of Hawaii.

The statistical surveys conducted during 1950, for 1949 data, were under the general direction of E. A. Power, Chief, Statistical Section, assisted by C. E. Peterson, Statistician. The survey material was assembled, tabulated, and prepared for publication by the staff of the Statistical Section under the direction of B. E. Finley, Fishery Marketing Specialist. He was assisted by Mary Donahue, Elsie English, Evelyn Hecht, Alice Hnatiw, Delia Ridge, Dorothy Stein, and Melissa Tinkey. Operation of the tabulating unit was directed by Mabel Swart, assisted by Barbara Fair, Adele Marshall and Marie Voigt. G. I. Sundstrom prepared many of the illustrations contained in the report.

In assembling the data on the fisheries, all appropriate records collected by the various State fishery agencies were used. In the Great Lakes and the Pacific Coast States, these records were such that it was necessary for the Service personnel to conduct only partial surveys. Statistics on the imports and exports of fishery products were furnished by the Bureau of the Census.

Information on the means of collecting the data and an explanation of terms used may be found in Section 13 of this publication.

Grateful acknowledgment is extended to the State and Federal agencies and to the various individuals who cooperated in furnishing portions of the data contained in this volume.

## SECTION 1.- GENERAL REVIEW

Surveys covering the catch of fish and shellfish for the year 1949 were made in all areas of the United States and Alaska with the exception of the South Atlantic States and the Mississippi River and its tributaries. The South Atlantic States were last canvassed in 1945, and detailed data published in "Fishery Statistics of the United States, 1945" (Statistical Digest No. 18). The most recent complete data for the Mississippi River and its tributaries are for 1931. However, catch statistics for the Upper Mississippi area for 1949 were made available by the Upper Mississippi River Conservation Commission and are shown in Section 9 of this publication. In the following tables, the most recent employment, operating unit, and catch statistics are shown for each section of the country.

It is estimated that the 1949 catch of fishery products in all sections of the United States and Alaska totaled 4,796,000,000 pounds, valued at \$339,000,000 to the fishermen. This was an increase of 5 percent in quantity compared with the previous year. The value of the 1949 catch declined 8 percent compared with the record high of 1948. The fisheries of the United States and Alaska experienced a general decrease in prices during 1949, and values for a number of items declined sharply. The price of fish oil, which reached a peak of 24 cents per pound in 1947, fell to as low as 5-1/2¢ per pound. Sharp declines also occurred in the amount received by canners for their production of canned Maine sardines, California pilchards, tuna, and most species of salmon. Despite general price declines in other products, the price of fish meal was maintained at a high level because of the recognized value of this product in animal feeding. Prices averaged somewhat over \$150 per ton --nearly four times the amount received in 1940.

Outstanding developments during the year were the record landings of tuna and tunalike fishes; the record landings of menhaden; the continued success of the ocean perch (rosefish) fishery; and the marked gains recorded by the Pacific salmon and pilchard fisheries. During 1949, the production of tuna and tunalike fishes on the Pacific Coast set a new record with landings totaling over 332,000,000 pounds. This catch exceeded the previous high established in 1948 by over 7 million pounds. The catch of menhaden off the Atlantic and Gulf States during 1949 broke all previous records with landings of 1,081,000,000 pounds, valued at over \$11,500,000 to the fishermen. The catch was far greater than that of any other species taken by United States and Alaska fishermen. The Atlantic Coast catch of ocean perch (rosefish) during 1949 totaled almost 237,000,000 pounds -- a decrease of less than 1 percent in quantity but an increase of 2 percent in value compared with the previous year. The United States and Alaska catch of salmon totaled over 484,000,000 pounds in 1949 -- an increase of over 80,000,000 pounds compared with 1948. Salmon landings in the Pacific Coast States increased over 30,000,000 pounds compared with the previous year while those in Alaska gained almost 50,000,000 pounds. The Pacific Coast pilchard catch during 1949 amounted to 633,500,000 pounds, valued at \$10,800,000 to the fishermen. This represented an increase of 70 percent in quantity but a decrease of 2 percent in value compared with 1948. The mackerel catch on the Atlantic Coast decreased 18 percent in volume compared with the previous year while the catch of Pacific mackerel gained 26 percent in poundage during the same period.

The per capita consumption of fishery products in the United States in 1949 totaled 11.4 pounds, edible weight basis. This was considerably above the wartime level of 9 pounds when a large portion of the canned pack was allocated to the armed forces and to lend-lease distribution.

The total catch of fishery products in the United States, as based on the most recent surveys for each section through 1949, amounted to 4,791,000,000 pounds, valued at \$329,700,000 to the fishermen. The difference between these figures and the estimated totals listed above are due to the inclusion of estimates on the 1949 landings for the South Atlantic area and the Mississippi River and its tributaries. The following table which contains recorded production for the areas in which surveys were made for the years shown and estimates for other regions, indicates the trend of the yield and value of the domestic catch during recent years.

| Year | Pounds        | Value to<br>the fishermen | Average price<br>per pound |
|------|---------------|---------------------------|----------------------------|
| 1939 | 4,443,328,000 | \$96,532,000              | 2.17¢                      |
| 1940 | 4,059,524,000 | 98,957,000                | 2.44                       |
| 1941 | 4,900,000,000 | 129,000,000               | 2.63                       |
| 1942 | 3,876,524,000 | 170,338,000               | 4.39                       |
| 1943 | 4,202,000,000 | 204,000,000               | 4.85                       |
| 1944 | 4,500,000,000 | 213,000,000               | 4.73                       |
| 1945 | 4,575,500,000 | 269,900,000               | 5.82                       |
| 1946 | 4,456,000,000 | 310,000,000               | 6.96                       |
| 1947 | 4,344,000,000 | 307,500,000               | 7.08                       |
| 1948 | 4,575,000,000 | 367,000,000               | 8.02                       |
| 1949 | 4,796,000,000 | 339,000,000               | 7.06                       |

## GENERAL REVIEW

A total of 1,002 vessels of 5 net tons and over received their first documents as fishing craft in 1949. This was 8 percent less than the number entering the fleet the previous year, but between three and four times the number documented annually prior to 1943. In the five years ending with 1949, a total of 5,312 vessels had been documented as fishing craft. In 1940, the entire fleet in the United States and Alaska totaled only 5,562 vessels. Despite the large increase in the size of the fleet, the annual catch has not increased proportionately compared with the prewar production. This has been due largely to the low yields of salmon in Alaska and pilchards in California.

Vessels obtaining their first documents as fishing craft, 1936 - 1949:

| Year | Number | Year | Number |
|------|--------|------|--------|
| 1936 | 1/ 435 | 1943 | 358    |
| 1937 | 335    | 1944 | 635    |
| 1938 | 1/ 376 | 1945 | 741    |
| 1939 | 357    | 1946 | 1,085  |
| 1940 | 320    | 1947 | 1,300  |
| 1941 | 354    | 1948 | 1,184  |
| 1942 | 358    | 1949 | 1,002  |

1/ Data are partly estimated.

San Pedro, California, continued to be the nation's leading fishing port, with landings of over 553,000,000 pounds, valued at \$27,000,000 to the fishermen. Monterey, California, was in second place, with approximately 285,000,000 pounds followed by Gloucester, Massachusetts with 251,000,000 pounds. While San Diego, California -- with landings of almost 205,000,000 pounds -- occupied fourth place with respect to the volume of the landings, it was first in importance as far as value was concerned. Landings at that port had a value of \$32,500,000.

It is estimated that the 1949 catch was marketed as follows: 1,629 million pounds (round weight basis) as fresh and frozen products; 1,663 million pounds were used for canning; 1,404 million pounds for bait and byproducts; and 100 million pounds for cured products.

The 1949 production of canned fishery products in the United States and Alaska amounted to 855,000,000 pounds, valued at \$295,500,000 at the processors' level. The output of fishery byproducts was valued at \$78,500,000. Compared with 1948, the value of canned products decreased 12 percent while the value of the byproducts decreased only 2 percent.

Almost 286,000,000 pounds of fishery products were frozen during 1949. This was a decrease of over 6,000,000 pounds or 2 percent compared with the record figure established during 1948.

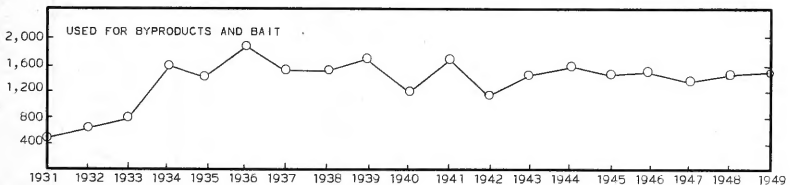
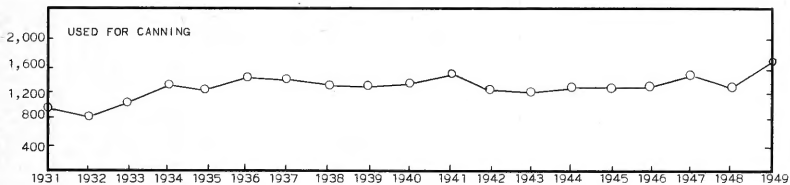
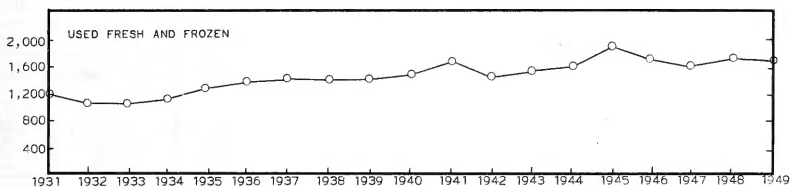
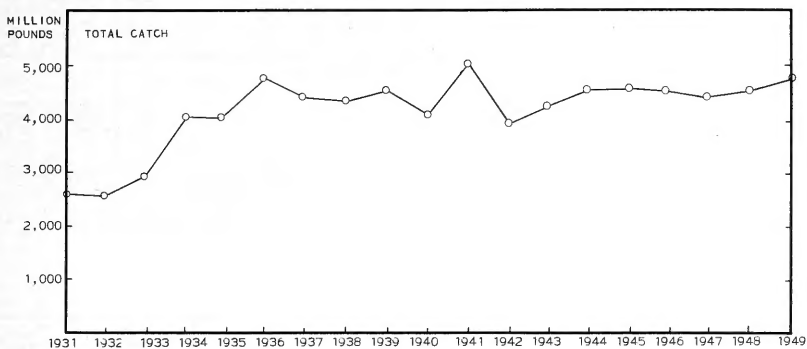
The value of foreign trade in fishery products (imports and exports combined) by the United States during 1949 amounted to over \$186,500,000. Of this amount, \$151,600,000 represented the value of products entered for consumption and \$34,900,000 the value of exports of domestic fishery products. Import items which were received in a considerable greater volume during 1949 were fresh and frozen tuna; shrimp; fillets, other than groundfish; and salted herring. Items showing large declines compared with the previous year were fresh sea herring, groundfish fillets, canned sardines and tuna, and sperm oil.

A review of the fisheries of each geographical area will be found at the beginning of each section in this volume. Summaries of the more important specific fisheries will be found in Section 12. Summarized data of the operating units and catch for all areas have been previously published in Current Fishery Statistics No. 703.





DISPOSITION OF CATCH, 1931 - 1949



## UNITED STATES AND ALASKA SUMMARIES

## SUMMARY OF CATCH

(EXPRESSED IN THOUSANDS OF POUNDS AND THOUSANDS OF DOLLARS)

| PRODUCT             | NEW ENGLAND,<br>1949<br>AREA XXII |        | MIDDLE ATLANTIC,<br>1949<br>AREA XXIII |        | CHESAPEAKE,<br>1949<br>AREA XXIII |        | SOUTH ATLANTIC,<br>1945<br>AREA XXIV |        | GULF,<br>1949<br>AREA XXV |        |
|---------------------|-----------------------------------|--------|--|--------|-----------------------------------|--------|--------------------------------------|--------|---------------------------|--------|
|                     | QUANTITY                          | VALUE  | QUANTITY                               | VALUE  | QUANTITY                          | VALUE  | QUANTITY                             | VALUE  | QUANTITY                  | VALUE  |
| FISH . . . . .      | 931,433                           | 38,577 | 473,274                                | 10,830 | 232,781                           | 9,037  | 339,577                              | 9,514  | 355,948                   | 13,686 |
| SHELLFISH, ETC. . . | 68,543                            | 19,960 | 47,702                                 | 16,288 | 101,875                           | 16,146 | 65,369                               | 5,618  | 166,640                   | 36,019 |
| TOTAL . . . . .     | 999,976                           | 58,537 | 520,976                                | 27,118 | 334,656                           | 25,183 | 404,946                              | 15,132 | 524,588                   | 49,705 |

| PRODUCT             | PACIFIC, 1949 |         | LAKES, 1949 |        | MISSISSIPPI RIVER<br>AND TRIBUTARIES,<br>1931 |       | ALASKA, 1949 |        | TOTAL,<br>VARIOUS YEARS |         |
|---------------------|---------------|---------|-------------|--------|---|-------|--------------|--------|-------------------------|---------|
|                     | QUANTITY      | VALUE   | QUANTITY    | VALUE  | QUANTITY                                      | VALUE | QUANTITY     | VALUE  | QUANTITY                | VALUE   |
| FISH . . . . .      | 1,311,479     | 93,375  | 85,691      | 11,458 | 44,062  | 2,257 | 466,261      | 38,759 | 4,240,506               | 227,493 |
| SHELLFISH, ETC. . . | 52,250        | 6,930   | 2           | (1)    | 38,321  | 640   | 6,628        | 540    | 549,330                 | 102,141 |
| WHALE PRODUCTS. . . | 790           | 68      | -           | -      | -   | -     | -            | -      | 790                     | 68      |
| TOTAL . . . . .     | 1,364,519     | 100,373 | 85,693      | 11,458 | 82,383  | 2,897 | 472,889      | 39,299 | 4,790,626               | 329,702 |

NOTE: THE ROMAN NUMERALS APPEARING UNDER THE NAMES OF THE SECTIONS ARE THE NUMBERS GIVEN THE AREAS BY THE NORTH AMERICAN COUNCIL ON FISHERY INVESTIGATIONS. IT SHOULD BE EXPLAINED THAT THERE ARE INCLUDED IN THE OPERATING UNIT TABLES FOR THE AREAS, CRAFT WHOSE PRINCIPAL PORTS ARE IN THE RESPECTIVE AREAS BUT WHICH MAY AT TIMES FISH ELSEWHERE.

## SUMMARY OF OPERATING UNITS

| ITEM   | NEW ENGLAND,<br>1949 | MIDDLE<br>ATLANTIC, 1949 | CHESAPEAKE,<br>1949 | SOUTH<br>ATLANTIC,<br>1945 AND 1940 | GULF,<br>1949 |
|--|----------------------|--------------------------|---------------------|-------------------------------------|---------------|
|  | NUMBER               | NUMBER                   | NUMBER              | NUMBER                              | NUMBER        |
| FISHERMEN:   |                      |                          |                     |                                     |               |
| ON VESSELS . . . . .   | 6,385                | 3,433                    | 2,150               | 2,455                               | 7,396         |
| ON BOATS AND SHORE . . . . .                                     | 18,454               | 11,738                   | 16,196              | 10,414                              | 15,465        |
| TOTAL . . . . .  | 24,839               | 15,171                   | 18,346              | 12,869                              | 22,861        |
| VESSELS:   |                      |                          |                     |                                     |               |
| STEAM . . . . .  | 5                    | -                        | -                   | -                                   | -             |
| NET TONNAGE . . . . .  | 513                  | -                        | -                   | -                                   | -             |
| MOTOR . . . . .  | 943                  | 590                      | 393                 | 614                                 | 2,244         |
| NET TONNAGE . . . . .  | 31,607               | 14,109                   | 5,385               | 6,960                               | 34,680        |
| SAIL . . . . .   | -                    | -                        | 111                 | 45                                  | -             |
| NET TONNAGE . . . . .  | -                    | -                        | 1,227               | 595                                 | -             |
| TOTAL VESSELS . . . . .  | 948                  | 590                      | 504                 | 659                                 | 2,244         |
| TOTAL NET TONNAGE . . . . .                                      | 32,120               | 14,109                   | 6,612               | 7,555                               | 34,680        |
| BOATS:   |                      |                          |                     |                                     |               |
| MOTOR . . . . .  | 8,836                | 5,702                    | 8,122               | 3,096                               | 6,474         |
| OTHER . . . . .  | 5,003                | 1,364                    | 3,867               | 2,860                               | 4,894         |
| ACCESSORY BOATS . . . . .  | 241                  | 183                      | 73                  | 236                                 | 276           |
| APPARATUS:   |                      |                          |                     |                                     |               |
| HAUL SEINES . . . . .  | 15                   | 217                      | 590                 | 514                                 | 295           |
| PURSE SEINES AND LAMPARA NETS . . . . .                          | 187                  | 55                       | 18                  | 45                                  | 53            |
| STOP SEINES . . . . .  | 136                  | -                        | -                   | -                                   | -             |
| OTTER TRAWLS . . . . .   | 900                  | -                        | 64                  | 1,119                               | 5,483         |
| BEAM TRAWLS . . . . .  | -                    | 21                       | -                   | -                                   | -             |
| GILL NETS . . . . .  | 1,349                | 2,271                    | 2,153               | 3,940                               | 1,964         |
| TRAWL AND BAR NETS . . . . .                                     | -                    | -                        | -                   | 8                                   | 1,089         |
| POUND NETS, TRAP NETS, AND WEIRS . . . . .                       | 303                  | 260                      | 1,878               | 2,520                               | 1             |
| FLOATING TRAPS . . . . .   | 86                   | -                        | -                   | -                                   | -             |
| STOP NETS . . . . .  | 11                   | 18                       | 6                   | -                                   | 4             |
| FYKE NETS . . . . .  | 35                   | 863                      | 2,202               | 353                                 | 1,065         |
| BAG NETS . . . . .   | 40                   | -                        | -                   | -                                   | -             |
| OTHER NETS . . . . .   | 542                  | 50                       | 1,176               | 309                                 | 7,014         |
| HOOKS, BAITS OR SNOODS . . . . .                                 | 1,167,279            | 269,912                  | 1,130,340           | 866,620                             | 838,238       |
| EEL POTS AND TRAPS . . . . .                                     | 1,222                | 2,285                    | 24,054              | 535                                 | -             |
| BRUSH TRAPS . . . . .  | -                    | -                        | -                   | -                                   | 88,500        |
| LOBSTER POTS AND TRAPS . . . . .                                 | 601,766              | 9,786                    | -                   | 5,900                               | 11,840        |
| CRAB, CRAWFISH, AND TURTLE<br>POTS AND TRAPS . . . . .           | 1,482                | 955                      | 71,335              | 7,330                               | 4,020         |
| HARPOONS AND SPEARS . . . . .                                    | 213                  | 5                        | -                   | 49                                  | 132           |
| CLAM DREDGES . . . . .   | 35                   | 129                      | -                   | -                                   | 3             |
| CRAB DREDGES . . . . .   | -                    | 38                       | 369                 | -                                   | -             |
| OYSTER DREDGES . . . . .   | 116                  | 376                      | 836                 | 349                                 | 393           |
| SCALLOP DREDGES . . . . .  | 5,734                | 126                      | -                   | -                                   | 36            |
| MUSSEL AND OTHER DREDGES . . . . .                               | -                    | -                        | 7                   | -                                   | -             |
| SCRAPES . . . . .  | -                    | -                        | 517                 | -                                   | -             |
| TONGS, RAKES, SHOVELS, HOES,<br>FORKS, PICKS AND GRABS . . . . . | 6,019                | 8,661                    | 7,754               | 647                                 | 2,193         |
| DIVING OUTFITS . . . . .   | -                    | -                        | -                   | -                                   | 40            |
| OTHER APPARATUS . . . . .  | 300                  | 17,470                   | 2,418               | 10,857                              | 267           |

SEE FOOTNOTES AT END OF TABLE

(CONTINUED ON NEXT PAGE)

## SUMMARY OF OPERATING UNITS - Continued

| ITEM   | PACIFIC,<br>1949 | LAKES,<br>1940 | MISSISSIPPI RIVER<br>AND TRIBUTARIES,<br>1931 | ALASKA,<br>1949 | TOTAL,<br>VARIOUS YEARS |
|--|------------------|----------------|---|-----------------|-------------------------|
|  | NUMBER           | NUMBER         | NUMBER  | NUMBER          | NUMBER                  |
| FISHERMEN:   |                  |                |   |                 |                         |
| ON VESSELS . . . . .   | 15,579           | 1,694          | -   | 1/ 10,757       | 49,849                  |
| ON BOATS AND SHORE . . . . .                                     | 16,215           | 3,448          | 15,884  | -               | 107,814                 |
| TOTAL . . . . .  | 31,794           | 5,142          | 15,884  | 10,757          | 157,663                 |
| VESSELS:   |                  |                |   |                 |                         |
| STEAM . . . . .  | -                | 30             | -   | -               | 35                      |
| NET TONNAGE . . . . .  | -                | 646            | -   | -               | 1,159                   |
| MOTOR . . . . .  | 3,232            | 469            | -   | 1,597           | 10,082                  |
| NET TONNAGE . . . . .  | 84,178           | 5,427          | -   | 19,861          | 202,207                 |
| SAIL . . . . .   | -                | -              | -   | -               | 156                     |
| NET TONNAGE . . . . .  | -                | -              | -   | -               | 1,822                   |
| TOTAL VESSELS . . . . .  | 3,232            | 499            | -   | 1,597           | 10,273                  |
| TOTAL NET TONNAGE . . . . .                                      | 84,178           | 6,073          | -   | 19,861          | 205,188                 |
| BOATS:   |                  |                |   |                 |                         |
| MOTOR . . . . .  | 7,082            | 1,186          | 4,426   | 1,790           | 46,714                  |
| OTHER . . . . .  | 824              | 599            | 10,120  | 1,683           | 31,214                  |
| ACCESSORY BOATS . . . . .  | 1,193            | -              | -   | -               | 2,202                   |
| APPARATUS:   |                  |                |   |                 |                         |
| HAUL SEINES . . . . .  | 187              | 169            | 1,013   | 132             | 3,132                   |
| PURSE SEINES AND LAMPARA NETS . . . . .                          | 88 <sup>2</sup>  | -              | -   | 701             | 1,943                   |
| STOP SEINES . . . . .  | -                | -              | -   | -               | 136                     |
| OTTER TRAWLS . . . . .   | 326              | -              | -   | 4               | 8,168                   |
| BEAM TRAWLS . . . . .  | 25               | -              | -   | 7               | 53                      |
| GILL NETS . . . . .  | 6,845            | 106,031        | 101   | 4,934           | 129,588                 |
| TRAMMEL AND BAR NETS . . . . .                                   | 54               | 75             | 518   | -               | 1,744                   |
| POUND NETS, TRAP NETS, AND WEIRS . . . . .                       | 43               | 8,336          | 374   | 353             | 14,068                  |
| FLOATING TRAPS . . . . .   | -                | -              | -   | -               | 86                      |
| STOP NETS . . . . .  | -                | -              | -   | -               | 39                      |
| FYKE NETS . . . . .  | 1,600            | 1,787          | 32,541  | -               | 40,446                  |
| BAG NETS . . . . .   | 1                | -              | -   | -               | 41                      |
| OTHER NETS 2/ . . . . .  | 2,636            | -              | 191   | -               | 11,918                  |
| HOOKS, BAITS OR SNOODS . . . . .                                 | 1,186,930        | 615,839        | 2,459,179                                     | (3)             | 8,534,337               |
| EEL POTS AND TRAPS . . . . .                                     | -                | -              | -   | -               | 28,096                  |
| BRUSH TRAPS . . . . .  | -                | -              | -   | -               | 88,500                  |
| LOBSTER POTS AND TRAPS . . . . .                                 | 6,348            | -              | -   | -               | 635,660                 |
| CRAB, CRAWFISH, AND TURTLE<br>POTS AND TRAPS . . . . .           | 78,903           | 700            | 456   | 1,337           | 166,518                 |
| HARPOONS AND SPEARS . . . . .                                    | 120              | -              | -   | -               | 519                     |
| CLAM DREDGES . . . . .   | -                | -              | -   | -               | 167                     |
| CRAB DREDGES . . . . .   | -                | -              | -   | -               | 407                     |
| OYSTER DREDGES . . . . .   | (4)              | -              | -   | -               | 2,070                   |
| SCALLOP DREDGES . . . . .  | -                | -              | -   | -               | 5,696                   |
| MUSSEL AND OTHER DREDGES . . . . .                               | -                | -              | 440   | -               | 447                     |
| SCRAPES . . . . .  | -                | -              | -   | -               | 517                     |
| TONGS, RAKES, SHOVELS, HOES,<br>FORKS, PICKS AND GRABS . . . . . | 4/ 4,194         | 13             | 3,994   | 289             | 33,764                  |
| DIVING OUTFITS . . . . .   | -                | -              | -   | -               | 40                      |
| CROWFOOT BARS . . . . .  | -                | 22             | 4,480   | -               | 4,502                   |
| OTHER APPARATUS 3/ . . . . .                                     | 625              | -              | 3,781   | -               | 35,718                  |

1/ INCLUDES PERSONS IN BOAT AND SHORE FISHERIES.

2/ INCLUDES CAST, DIP, LIFT, REEF, AND BRAIL OR SCOOP NETS.

3/ NUMBER NOT DETERMINED.

4/ OYSTER DREDGES ARE INCLUDED WITH TONGS ON PACIFIC COAST.

5/ INCLUDES FISH, PERIWINKLE AND COCKLE, AND CONCH POTS; BOX, SLAT, SHRIMP AND OCTOPUS TRAPS; LOBSTER AND SPONGE HOOKS; AND COQUINA SCOOPS.

NOTE:--DATA FOR THE SOUTH ATLANTIC STATES ARE FOR 1945 EXCEPT FOR THE EAST COAST OF FLORIDA WHICH ARE FOR 1940.



GREAT LAKES FISHING TUG

GENERAL REVIEW

UNITED STATES AND ALASKA: CATCH BY REGION

(EXPRESSED IN THOUSANDS OF POUNDS AND THOUSANDS OF DOLLARS)

| SPECIES                         | NEW ENGLAND,<br>1949 |       | MIDDLE ATLANTIC,<br>1949 |       | CHESAPEAKE,<br>1949 |       | SOUTH ATLANTIC,<br>1945 |       | GULF,<br>1949 |       |
|---------------------------------|----------------------|-------|--------------------------|-------|---------------------|-------|-------------------------|-------|---------------|-------|
|                                 | QUANTITY             | VALUE | QUANTITY                 | VALUE | QUANTITY            | VALUE | QUANTITY                | VALUE | QUANTITY      | VALUE |
| FISH                            |                      |       |                          |       |                     |       |                         |       |               |       |
| ALWIVES.                        | 5,067                | 57    | 144                      | 4     | 26,969              | 504   | 8,450                   | 186   | -             | -     |
| AMBERJACK                       | (1)                  | (1)   | -                        | -     | -                   | -     | 108                     | 2     | 103           | 6     |
| ANGLERFISH.                     | 7                    | (1)   | 58                       | 3     | -                   | -     | -                       | -     | -             | -     |
| BARRACUDA                       | -                    | -     | -                        | -     | -                   | -     | 41                      | 2     | 43            | 2     |
| BLUEFISH.                       | 61                   | 12    | 1,369                    | 168   | 392                 | 50    | 1,912                   | 304   | 578           | 77    |
| BLUE RUNNER<br>OR HARDTAIL.     | -                    | -     | -                        | -     | -                   | -     | 91                      | 6     | 1,136         | 34    |
| DOMFIN.                         | -                    | -     | -                        | -     | (1)                 | (1)   | -                       | -     | -             | -     |
| BUFFALOFISH                     | -                    | -     | -                        | -     | -                   | -     | -                       | -     | 794           | 64    |
| BUTTERFISH                      | 2,704                | 216   | 3,089                    | 323   | 1,097               | 73    | 57                      | 3     | -             | -     |
| CABIO OR CRAB EATER             | -                    | -     | -                        | -     | -                   | -     | 32                      | 2     | 28            | 2     |
| CARP.                           | 42                   | 3     | 122                      | 8     | 1,282               | 72    | 883                     | 27    | 24            | 2     |
| CATFISH AND BULLHEADS           | 8                    | 1     | 153                      | 10    | 2,018               | 136   | 10,890                  | 1,141 | 3,636         | 817   |
| CERO.                           | -                    | -     | -                        | -     | -                   | -     | -                       | -     | 2             | (1)   |
| CIGARFISH                       | -                    | -     | -                        | -     | -                   | -     | -                       | -     | 4             | (1)   |
| CO.                             | 58,795               | 3,377 | 3,743                    | 365   | 37                  | 2     | -                       | -     | -             | -     |
| CRAPPIE                         | -                    | -     | -                        | -     | 2                   | (1)   | 933                     | 205   | -             | -     |
| CREVALLE                        | 2                    | (1)   | -                        | -     | -                   | -     | 122                     | 6     | 421           | 14    |
| CROAKER                         | -                    | -     | 173                      | 16    | 14,733              | 2,109 | 4,472                   | 366   | 231           | 15    |
| CUNNER.                         | 9                    | (1)   | 3                        | (1)   | -                   | -     | -                       | -     | -             | -     |
| CUSK.                           | 3,620                | 133   | -                        | -     | -                   | -     | -                       | -     | -             | -     |
| DOLPHIN                         | 2                    | (1)   | (1)                      | (1)   | (1)                 | (1)   | 80                      | 8     | (1)           | (1)   |
| DRUM:                           |                      |       |                          |       |                     |       |                         |       |               |       |
| BLACK                           | -                    | -     | 13                       | 1     | 69                  | 3     | 679                     | 49    | 1,231         | 104   |
| RED OR REDFISH.                 | -                    | -     | -                        | -     | 77                  | 6     | 1,043                   | 117   | 2,858         | 464   |
| EELS:                           |                      |       |                          |       |                     |       |                         |       |               |       |
| COMMON.                         | 119                  | 21    | 415                      | 74    | 1,318               | 159   | 181                     | 9     | (1)           | (1)   |
| CONGER.                         | 16                   | 1     | 52                       | 1     | 30                  | 1     | -                       | -     | -             | -     |
| FLOUNDERS                       | 66,847               | 6,355 | 10,644                   | 1,485 | 3,144               | 422   | 2,086                   | 243   | 821           | 160   |
| FRIGATE MACKEREL                | 44                   | 2     | 91                       | 3     | -                   | -     | -                       | -     | 182           | 10    |
| GARFISH                         | -                    | -     | -                        | -     | -                   | -     | -                       | -     | -             | -     |
| GIZZARD SHAD.                   | -                    | -     | -                        | -     | 204                 | 4     | 558                     | 11    | -             | -     |
| GRAYFISH                        | 625                  | 6     | 56                       | 2     | -                   | -     | -                       | -     | -             | -     |
| GROUPEFS                        | -                    | -     | 2                        | (1)   | -                   | -     | 1,417                   | 138   | 8,397         | 835   |
| GRUNTS.                         | -                    | -     | -                        | -     | -                   | -     | 76                      | 5     | 84            | 7     |
| HADDOCK                         | 133,765              | 9,170 | 1,206                    | 80    | -                   | -     | -                       | -     | -             | -     |
| HAKE:                           |                      |       |                          |       |                     |       |                         |       |               |       |
| RED                             | 41,666               | 393   | 944                      | 33    | 2                   | (1)   | -                       | -     | -             | -     |
| WHITE                           | 14,213               | 531   | 116                      | 5     | 18                  | 1     | 4                       | 1     | -             | -     |
| HALIBUT                         | 473                  | 106   | 3                        | 1     | (1)                 | (1)   | -                       | -     | -             | -     |
| HARVESTFISH OR<br>STARFISH      | -                    | -     | -                        | -     | 601                 | 33    | 812                     | 49    | -             | -     |
| HERRING, SEA                    | 168,413              | 2,677 | 2,181                    | 32    | 86                  | 2     | -                       | -     | -             | -     |
| HICKORY SHAD.                   | (1)                  | (1)   | 3                        | (1)   | 247                 | 11    | 969                     | 75    | -             | -     |
| HOGCHOKER                       | -                    | -     | -                        | -     | 3                   | (1)   | -                       | -     | -             | -     |
| HOGFISH                         | -                    | -     | -                        | -     | -                   | -     | 15                      | 1     | -             | 1     |
| JEWFISH                         | -                    | -     | -                        | -     | -                   | -     | 216                     | 30    | 187           | 10    |
| KING MACKEREL                   | -                    | -     | 34                       | 3     | -                   | -     | 2,782                   | 396   | 1,419         | 185   |
| KING WHITING<br>OR "KINGFISH"   | 87                   | 7     | 34                       | 5     | 194                 | 18    | 3,266                   | 145   | 636           | 44    |
| LAUNCE.                         | 15                   | 1     | 23                       | 2     | -                   | -     | -                       | -     | -             | -     |
| MACKEREL                        | 17,916               | 1,276 | 20,953                   | 704   | 3,201               | 329   | -                       | -     | -             | -     |
| MENHADEN.                       | 12,566               | 134   | 392,410                  | 4,256 | 137,812             | 1,552 | 256,279                 | 1,715 | 276,506       | 3,248 |
| MINNOWS                         | 100                  | 7     | -                        | -     | -                   | -     | -                       | -     | -             | -     |
| MOJARRA                         | -                    | -     | -                        | -     | -                   | -     | -                       | -     | 514           | 31    |
| MOONFISH.                       | -                    | -     | -                        | -     | -                   | -     | -                       | -     | 32            | 2     |
| MULLET                          | -                    | -     | 31                       | 2     | 60                  | 4     | 11,957                  | 962   | 31,893        | 3,282 |
| MUTTONFISH.                     | -                    | -     | -                        | -     | -                   | -     | 208                     | 37    | 45            | 7     |
| OCEAN PERCH<br>(ROSEFISH)       | 236,987              | 9,820 | -                        | -     | -                   | -     | -                       | -     | -             | -     |
| OCEAN POUT.                     | 5                    | (1)   | -                        | -     | -                   | -     | -                       | -     | -             | -     |
| PA'DLEFISH OR<br>SPONDBILL CAT. | -                    | -     | -                        | -     | -                   | -     | -                       | -     | 48            | 8     |
| PERMIT                          | -                    | -     | -                        | -     | -                   | -     | 1                       | (1)   | 20            | 1     |
| PIGFISH                         | -                    | -     | -                        | -     | 12                  | 1     | 522                     | 36    | 50            | 4     |
| PIKE OR PICKEREL                | -                    | -     | -                        | -     | 22                  | 5     | -                       | -     | -             | -     |
| PILOTFISH                       | -                    | -     | 17                       | 1     | -                   | -     | -                       | -     | -             | -     |
| PIFISH                          | -                    | -     | -                        | -     | -                   | -     | 13                      | 1     | 10            | (1)   |
| POLLOCK                         | 28,789               | 806   | 42                       | 2     | (1)                 | (1)   | -                       | -     | -             | -     |
| POMPANO                         | -                    | -     | -                        | -     | (1)                 | (1)   | 356                     | 137   | 646           | 338   |
| SALMON:                         |                      |       |                          |       |                     |       |                         |       |               |       |
| ATLANTIC.                       | 1                    | 1     | -                        | -     | -                   | -     | -                       | -     | -             | -     |
| TOTAL SALMON.                   | 1                    | 1     | -                        | -     | -                   | -     | -                       | -     | -             | -     |
| SAND PERCH.                     | -                    | -     | -                        | -     | 30                  | 1     | -                       | -     | -             | -     |
| SAWFISH                         | -                    | -     | -                        | -     | -                   | -     | -                       | -     | 35            | 1     |
| SCUP OR PORGY                   | 4,644                | 181   | 16,805                   | 1,113 | 7,509               | 477   | 113                     | 9     | -             | -     |
| SEA BASS.                       |                      |       |                          |       |                     |       |                         |       |               |       |
| BLACK (ATLANTIC)                | 302                  | 37    | 5,061                    | 685   | 4,680               | 466   | 454                     | 66    | -             | -     |

SEE FOOTNOTES AT END OF TABLE

(CONTINUED ON NEXT PAGE)

## UNITED STATES AND ALASKA: CATCH BY REGION - Continued

(EXPRESSED IN THOUSANDS OF POUNDS AND THOUSANDS OF DOLLARS)

| SPECIES   | NEW ENGLAND,<br>1949 |        | MIDDLE ATLANTIC,<br>1949 |        | CHESAPEAKE,<br>1949 |       | SOUTH ATLANTIC,<br>1945 |       | GULF,<br>1949 |        |
|---|----------------------|--------|--------------------------|--------|---------------------|-------|-------------------------|-------|---------------|--------|
|   | QUANTITY             | VALUE  | QUANTITY                 | VALUE  | QUANTITY            | VALUE | QUANTITY                | VALUE | QUANTITY      | VALUE  |
| FISH - CONTINUED                                  |                      |        |                          |        |                     |       |                         |       |               |        |
| SEA CATFISH . . . . .                             | -                    | -      | -                        | -      | -                   | -     | 11                      | 1     | 1,372         | 62     |
| SEA ROBIN . . . . .                               | 128                  | 2      | 41                       | 1      | 15                  | 1     | -                       | -     | -             | -      |
| SEA TROUT OR<br>WEAKFISH:                         |                      |        |                          |        |                     |       |                         |       |               |        |
| GRAY . . . . .                                    | 19                   | 3      | 4,013                    | 413    | 6,676               | 463   | 4,770                   | 529   | -             | -      |
| SPOTTED . . . . .                                 | -                    | -      | -                        | -      | 109                 | 15    | 1,580                   | 307   | 5,832         | 1,207  |
| WHITE . . . . .                                   | -                    | -      | -                        | -      | -                   | -     | -                       | -     | 657           | 51     |
| SHAD . . . . .                                    | 490                  | 74     | 2,363                    | 402    | 3,884               | 591   | 2,065                   | 423   | 68            | 2      |
| SHARKS . . . . .                                  | 359                  | 12     | 43                       | 2      | 471                 | 14    | 2,029                   | 32    | -             | -      |
| SHEEPSHEAD:                                       |                      |        |                          |        |                     |       |                         |       |               |        |
| FRESH-WATER . . . . .                             | -                    | -      | -                        | -      | -                   | -     | 162                     | 13    | 902           | 71     |
| SALT-WATER . . . . .                              | -                    | -      | -                        | -      | -                   | -     | 13                      | 1     | 466           | 45     |
| SILVERSIDES . . . . .                             | 2                    | (1)    | 220                      | 13     | -                   | -     | -                       | -     | -             | -      |
| SKATES . . . . .                                  | 154                  | 2      | 60                       | 3      | 1                   | (1)   | -                       | -     | -             | -      |
| SMELT . . . . .                                   | 162                  | 41     | -                        | -      | -                   | -     | -                       | -     | -             | -      |
| SNAPPER:  |                      |        |                          |        |                     |       |                         |       |               |        |
| MANGROVE . . . . .                                | -                    | -      | -                        | -      | -                   | -     | 113                     | 14    | 162           | 19     |
| RED . . . . .                                     | -                    | -      | -                        | -      | -                   | -     | 250                     | 55    | 7,888         | 1,864  |
| WHITE . . . . .                                   | -                    | -      | -                        | -      | -                   | -     | -                       | -     | 31            | 3      |
| SNOOK OR<br>SERGEANTFISH . . . . .                | -                    | -      | -                        | -      | -                   | -     | 205                     | 27    | 682           | 88     |
| SPADEFISH . . . . .                               | -                    | -      | -                        | -      | -                   | -     | -                       | -     | (1)           | (1)    |
| SPANISH MACKEREL . . . . .                        | -                    | -      | -                        | -      | 15                  | 2     | 5,979                   | 721   | 3,876         | 419    |
| SPOT . . . . .                                    | (1)                  | (1)    | 49                       | 5      | 8,659               | 553   | 7,510                   | 399   | 266           | 18     |
| STRIPED BASS . . . . .                            | 162                  | 31     | 902                      | 220    | 4,542               | 774   | 609                     | 122   | -             | -      |
| STURGEON, COMMON . . . . .                        | 10                   | 1      | 25                       | 9      | 16                  | 4     | 42                      | 15    | -             | -      |
| SUCKERS . . . . .                                 | 19                   | 1      | 8                        | 1      | 13                  | 1     | 7                       | (1)   | 5             | 1      |
| SUNFISH . . . . .                                 | 5                    | (1)    | 1                        | (1)    | 1                   | (1)   | 1,256                   | 238   | -             | -      |
| SWELLFISH . . . . .                               | 11                   | (1)    | 881                      | 60     | 424                 | 13    | (1)                     | (1)   | -             | -      |
| SWORDFISH . . . . .                               | 944                  | 340    | 22                       | 11     | -                   | -     | -                       | -     | -             | -      |
| TAUTOG . . . . .                                  | 101                  | 6      | 71                       | 3      | 17                  | 1     | -                       | -     | -             | -      |
| TEMPONDER . . . . .                               | -                    | -      | -                        | -      | -                   | -     | -                       | -     | 701           | 22     |
| TILEFISH . . . . .                                | 271                  | 20     | 964                      | 69     | 4                   | (1)   | -                       | -     | -             | -      |
| TRIGGERFISH . . . . .                             | -                    | -      | -                        | -      | -                   | -     | -                       | -     | -             | 14     |
| TRIPLETAIL . . . . .                              | -                    | -      | -                        | -      | -                   | -     | -                       | -     | 23            | 3      |
| TUNA AND TUNALIKE<br>FISHES:                      |                      |        |                          |        |                     |       |                         |       |               |        |
| BLUEFIN . . . . .                                 | 2,674                | 196    | 64                       | 11     | -                   | -     | -                       | -     | -             | -      |
| BONITO . . . . .                                  | 5                    | 1      | 17                       | 2      | 61                  | 7     | 60                      | 5     | -             | -      |
| LITTLE . . . . .                                  | (1)                  | (1)    | 705                      | 51     | 25                  | 1     | -                       | -     | (1)           | (1)    |
| TOTAL TUNA . . . . .                              | 2,679                | 197    | 786                      | 64     | 86                  | 8     | 60                      | 5     | (1)           | (1)    |
| WHITEBAIT . . . . .                               | -                    | -      | 28                       | 4      | -                   | -     | -                       | -     | -             | -      |
| WHITE PERCH . . . . .                             | 24                   | 3      | 132                      | 11     | 1,801               | 128   | 501                     | 60    | -             | -      |
| WHITING . . . . .                                 | 90,036               | 1,920  | 1,578                    | 74     | 6                   | (1)   | -                       | -     | -             | -      |
| WOLFFISH . . . . .                                | 2,327                | 155    | 7                        | (1)    | -                   | -     | -                       | -     | -             | -      |
| YELLOW PERCH . . . . .                            | 10                   | 1      | 5                        | 1      | 189                 | 28    | 10                      | 1     | -             | -      |
| YELLOW PIKE . . . . .                             | -                    | -      | -                        | -      | (1)                 | (1)   | -                       | -     | -             | -      |
| YELLOWTAIL, ATLANTIC . . . . .                    | -                    | -      | -                        | -      | -                   | -     | 266                     | 58    | 174           | 35     |
| UNCLASSIFIED . . . . .                            | 35,610               | 437    | 1,085                    | 68     | 2                   | (1)   | -                       | -     | -             | -      |
| TOTAL . . . . .                                   | 931,433              | 38,577 | 473,274                  | 10,830 | 232,781             | 9,037 | 339,577                 | 9,514 | 355,948       | 13,686 |
| SHELLFISH, ETC.                                   |                      |        |                          |        |                     |       |                         |       |               |        |
| CRABS:  |                      |        |                          |        |                     |       |                         |       |               |        |
| BLUE:   |                      |        |                          |        |                     |       |                         |       |               |        |
| HARD . . . . .                                    | 3                    | 1      | 4,227                    | 393    | 62,785              | 3,133 | 17,018                  | 588   | 26,595        | 982    |
| SOFT AND PEELERS . . . . .                        | -                    | -      | 70                       | 23     | 4,841               | 817   | 187                     | 56    | 455           | 192    |
| ROCK . . . . .                                    | 2,608                | 122    | -                        | -      | -                   | -     | -                       | -     | -             | -      |
| STONE . . . . .                                   | -                    | -      | -                        | -      | -                   | -     | 81                      | 21    | 53            | 27     |
| TOTAL CRABS . . . . .                             | 2,611                | 123    | 4,297                    | 416    | 67,626              | 3,950 | 17,286                  | 665   | 27,103        | 1,201  |
| CRAWFISH, FRESH-WATER<br>HORSESHOE CRAB . . . . . | -                    | -      | 630                      | 3      | -                   | -     | -                       | -     | 40            | 1      |
| LOBSTERS:   |                      |        |                          |        |                     |       |                         |       |               |        |
| NORTHERN . . . . .                                | 23,994               | 8,594  | 660                      | 309    | 2                   | (1)   | -                       | -     | -             | -      |
| SPINY . . . . .                                   | -                    | -      | -                        | -      | -                   | -     | 572                     | 116   | 1,482         | 188    |
| SHRIMP . . . . .                                  | 10                   | 2      | 90                       | 45     | (1)                 | (1)   | 43,581                  | 3,984 | 126,514       | 29,207 |
| CLAMS:  |                      |        |                          |        |                     |       |                         |       |               |        |
| COQUINA . . . . .                                 | -                    | -      | -                        | -      | -                   | -     | -                       | -     | (1)           | (1)    |
| HARD . . . . .                                    | 4,536                | 1,160  | 11,588                   | 3,967  | 1,733               | 736   | 506                     | 153   | 85            | 29     |
| OCEAN QUAHOG . . . . .                            | 63                   | 5      | -                        | -      | -                   | -     | -                       | -     | -             | -      |
| RAZOR . . . . .                                   | 74                   | 8      | -                        | -      | -                   | -     | -                       | -     | -             | -      |
| SOFT . . . . .                                    | 10,195               | 1,950  | 1,012                    | 192    | 1                   | (1)   | -                       | -     | -             | -      |
| SURF . . . . .                                    | 18                   | 4      | 5,311                    | 510    | -                   | -     | -                       | -     | -             | -      |
| TOTAL CLAMS . . . . .                             | 14,886               | 3,127  | 17,911                   | 4,669  | 1,734               | 736   | 506                     | 153   | 85            | 29     |
| CONCHS . . . . .                                  | 41                   | 4      | 132                      | 31     | 159                 | 11    | 4                       | (1)   | (1)           | (1)    |
| SEE FOOTNOTES AT END OF TABLE                     |                      |        |                          |        |                     |       |                         |       |               |        |

(CONTINUED ON NEXT PAGE)

## GENERAL REVIEW

## UNITED STATES AND ALASKA: CATCH BY REGION - Continued

(EXPRESSED IN THOUSANDS OF POUNDS AND THOUSANDS OF DOLLARS)

| SPECIES                                       | NEW ENGLAND,<br>1949 |        | MIDDLE ATLANTIC,<br>1949 |        | CHESAPEAKE,<br>1949                     |        | SOUTH ATLANTIC,<br>1945 |        | GULF,<br>1949              |        |
|---|----------------------|--------|--------------------------|--------|---|--------|-------------------------|--------|----------------------------|--------|
|   | QUANTITY             | VALUE  | QUANTITY                 | VALUE  | QUANTITY                                | VALUE  | QUANTITY                | VALUE  | QUANTITY                   | VALUE  |
| SHELLFISH, ETC. -<br>CONTINUED                |                      |        |                          |        |   |        |                         |        |                            |        |
| MUSSELS, SEA . . . . .                        | 789                  | 52     | 126                      | 26     | -                                       | -      | 43                      | 5      | -                          | -      |
| OYSTERS, MARKET:<br>EASTERN, PUBLIC . . . . . | 488                  | 232    | 540                      | 336    | 16,914                                  | 6,343  | 1,822                   | 423    | 6,557                      | 2,086  |
| EASTERN, PRIVATE . . . . .                    | 3,515                | 1,241  | 16,872                   | 8,736  | 14,863                                  | 5,031  | 999                     | 222    | 6,564                      | 2,753  |
| TOTAL OYSTERS . . . . .                       | 4,003                | 1,473  | 17,412                   | 9,072  | 31,777                                  | 11,374 | 2,821                   | 645    | 13,121                     | 4,839  |
| PERIWINKLES AND<br>COCKLES . . . . .          | 140                  | 20     | -                        | -      | -                                       | -      | -                       | -      | -                          | -      |
| SCALLOPS:                                     |                      |        |                          |        |   |        |                         |        |                            |        |
| BAY . . . . .                                 | 1,310                | 923    | 23                       | 28     | 9                                       | 4      | 22                      | 8      | 136                        | 58     |
| SEA . . . . .                                 | 13,980               | 5,168  | 4,307                    | 1,593  | 9                                       | 10     | -                       | -      | -                          | -      |
| SQUID . . . . .                               | 4,635                | 125    | 2,095                    | 92     | 193                                     | 4      | 2                       | (1)    | 9                          | (1)    |
| SEA URCHINS . . . . .                         | 80                   | 2      | -                        | -      | -                                       | -      | -                       | -      | -                          | -      |
| TERRAPIN,<br>DIAMOND-BACK . . . . .           | -                    | -      | 4                        | (1)    | 253                                     | 51     | 16                      | 8      | 16                         | 1      |
| TURTLES . . . . .                             | -                    | -      | 15                       | 4      | 122                                     | 10     | 256                     | 21     | 22                         | 3      |
| FROGS . . . . .                               | -                    | -      | -                        | -      | -                                       | -      | -                       | -      | 43                         | 21     |
| IRISH MOSS . . . . .                          | 1,625                | 28     | -                        | -      | -                                       | -      | -                       | -      | -                          | -      |
| ROCKWEED . . . . .                            | -                    | -      | -                        | -      | -                                       | -      | 260                     | 13     | -                          | -      |
| SPONGES . . . . .                             | -                    | -      | -                        | -      | -                                       | -      | -                       | -      | 69                         | 471    |
| BLOODWORMS . . . . .                          | 402                  | 297    | -                        | -      | -                                       | -      | -                       | -      | -                          | -      |
| SANDWORMS . . . . .                           | 37                   | 22     | -                        | -      | -                                       | -      | -                       | -      | -                          | -      |
| TOTAL . . . . .                               | 68,543               | 19,960 | 47,702                   | 16,288 | 101,875                                 | 16,146 | 65,369                  | 5,618  | 168,640                    | 36,019 |
| GRAND TOTAL . . . . .                         | 999,976              | 58,537 | 520,976                  | 27,118 | 334,656                                 | 25,183 | 404,946                 | 15,132 | 524,588                    | 49,705 |
| SPECIES                                       | PACIFIC,<br>1949     |        | LAKES,<br>1949           |        | MISSISSIPPI RIVER<br>& TRIBUTARIES, 193 |        | ALASKA,<br>1949         |        | TOTAL,<br>VARIOUS<br>YEARS |        |
|   | QUANTITY             | VALUE  | QUANTITY                 | VALUE  | QUANTITY                                | VALUE  | QUANTITY                | VALUE  | QUANTITY                   | VALUE  |
| FISH  |                      |        |                          |        |   |        |                         |        |                            |        |
| ALEWIVES . . . . .                            | -                    | -      | -                        | -      | -                                       | -      | -                       | -      | 40,630                     | 751    |
| AMBERJACK . . . . .                           | -                    | -      | -                        | -      | -                                       | -      | -                       | -      | 211                        | 8      |
| ANCHOVIES . . . . .                           | 3,724                | 62     | -                        | -      | -                                       | -      | -                       | -      | 3,724                      | 62     |
| ANGLER FISH . . . . .                         | -                    | -      | -                        | -      | -                                       | -      | -                       | -      | 65                         | 3      |
| BARRACUDA . . . . .                           | 2,458                | 366    | -                        | -      | -                                       | -      | -                       | -      | 2,542                      | 370    |
| BLACK BASS . . . . .                          | -                    | -      | -                        | -      | 14                                      | 2      | -                       | -      | 14                         | 2      |
| BLUEFISH . . . . .                            | -                    | -      | -                        | -      | -                                       | -      | -                       | -      | 4,312                      | 611    |
| BLUE PIKE . . . . .                           | -                    | -      | 14,085                   | 1,568  | -                                       | -      | -                       | -      | 14,085                     | 1,568  |
| BLUE RUNNER OR<br>HARDTAIL . . . . .          | -                    | -      | -                        | -      | -                                       | -      | -                       | -      | 1,227                      | 40     |
| BOWFIN . . . . .                              | -                    | -      | 22                       | 1      | 428                                     | 9      | -                       | -      | 450                        | 10     |
| BUFFALOFISH . . . . .                         | -                    | -      | 6                        | 1      | 15,773                                  | 687    | -                       | -      | 16,573                     | 752    |
| BURBOT . . . . .                              | -                    | -      | 841                      | 25     | -                                       | -      | -                       | -      | 841                        | 25     |
| BUTTERFISH . . . . .                          | -                    | -      | -                        | -      | -                                       | -      | -                       | -      | 6,947                      | 615    |
| CABEZONE . . . . .                            | 16                   | 1      | -                        | -      | -                                       | -      | -                       | -      | 16                         | 1      |
| CABIO OR CRAB EATER . . . . .                 | -                    | -      | -                        | -      | -                                       | -      | -                       | -      | 60                         | 4      |
| CABRILLA . . . . .                            | 210                  | 28     | -                        | -      | -                                       | -      | -                       | -      | 210                        | 28     |
| CAIP . . . . .                                | 406                  | 12     | 4,568                    | 151    | 11,891                                  | 456    | -                       | -      | 19,218                     | 731    |
| CATFISH AND<br>BULLHEADS . . . . .            | 202                  | 39     | 1,415                    | 250    | 10,267                                  | 878    | -                       | -      | 28,789                     | 3,272  |
| CERO . . . . .                                | -                    | -      | -                        | -      | -                                       | -      | -                       | -      | 2                          | (1)    |
| CHUB . . . . .                                | -                    | -      | 7,732                    | 1,294  | -                                       | -      | -                       | -      | 7,732                      | 1,294  |
| CHIGARFISH . . . . .                          | -                    | -      | -                        | -      | -                                       | -      | -                       | -      | 4                          | (1)    |
| CHISO . . . . .                               | -                    | -      | 134                      | 37     | -                                       | -      | -                       | -      | 134                        | 37     |
| COF . . . . .                                 | 6,251                | 231    | -                        | -      | -                                       | -      | 2,186                   | 55     | 71,012                     | 4,030  |
| CRAPPIE . . . . .                             | -                    | -      | -                        | -      | 41                                      | 3      | -                       | -      | 976                        | 208    |
| CREVALLE . . . . .                            | -                    | -      | -                        | -      | -                                       | -      | -                       | -      | 545                        | 20     |
| CROAKER . . . . .                             | -                    | -      | -                        | -      | -                                       | -      | -                       | -      | 19,609                     | 2,506  |
| CUNNER . . . . .                              | -                    | -      | -                        | -      | -                                       | -      | -                       | -      | 12                         | (1)    |
| CUSK . . . . .                                | -                    | -      | -                        | -      | -                                       | -      | -                       | -      | 3,620                      | 133    |
| DOLLY VARDEN TROUT . . . . .                  | -                    | -      | -                        | -      | -                                       | -      | 15                      | 1      | 15                         | 1      |
| DOLPHIN . . . . .                             | -                    | -      | -                        | -      | -                                       | -      | -                       | -      | 82                         | 8      |
| DRUM:<br>BLACK<br>RED OR REDFISH . . . . .    | -                    | -      | -                        | -      | -                                       | -      | -                       | -      | 1,992                      | 157    |
|   | -                    | -      | -                        | -      | -                                       | -      | -                       | -      | 3,979                      | 587    |
| EELS:<br>COMMON . . . . .                     | -                    | -      | 20                       | 2      | 6                                       | (1)    | -                       | -      | 2,059                      | 265    |
| CONGER . . . . .                              | -                    | -      | -                        | -      | -                                       | -      | -                       | -      | 98                         | 3      |
| FLOUNDERS . . . . .                           | 42,165               | 2,302  | -                        | -      | -                                       | -      | -                       | -      | 125,707                    | 10,967 |
| FLYING FISH . . . . .                         | 34                   | 3      | -                        | -      | -                                       | -      | -                       | -      | 34                         | 3      |
| FRIGATE MACKEREL . . . . .                    | -                    | -      | -                        | -      | -                                       | -      | -                       | -      | 135                        | 5      |
| GARFISH . . . . .                             | -                    | -      | (1)                      | (1)    | 72                                      | 1      | -                       | -      | 254                        | 11     |
| GIZZARD SHAD . . . . .                        | -                    | -      | 32                       | 1      | -                                       | -      | -                       | -      | 794                        | 16     |
| GOLDFISH . . . . .                            | -                    | -      | 170                      | 9      | -                                       | -      | -                       | -      | 170                        | 9      |
| GRAYFISH . . . . .                            | 2/14,068             | 2/739  | -                        | -      | -                                       | -      | -                       | -      | 14,749                     | 747    |
| GROUPERS . . . . .                            | 291                  | 50     | -                        | -      | -                                       | -      | -                       | -      | 10,107                     | 1,023  |
| GRUNTS . . . . .                              | -                    | -      | -                        | -      | -                                       | -      | -                       | -      | 160                        | 12     |

SEE FOOTNOTES AT END OF TABLE

(CONTINUED ON NEXT PAGE)

## UNITED STATES AND ALASKA: CATCH BY REGION - Continued

(EXPRESSED IN THOUSANDS OF POUNDS AND THOUSANDS OF DOLLARS)

| SPECIES                                       | PACIFIC,<br>1949 |        | LAKES,<br>1949 |       | MISSISSIPPI RIVER<br>& TRIBUTARIES, 1931 |       | ALASKA,<br>1949 |        | TOTAL,<br>VARIOUS YEARS |        |
|---|------------------|--------|----------------|-------|--|-------|-----------------|--------|-------------------------|--------|
|   | QUANTITY         | VALUE  | QUANTITY       | VALUE | QUANTITY                                 | VALUE | QUANTITY        | VALUE  | QUANTITY                | VALUE  |
| FISH - CONTINUED                              |                  |        |                |       |  |       |                 |        |                         |        |
| Haddock . . . . .                             | -                | -      | -              | -     | -  | -     | -               | -      | 134,971                 | 9,250  |
| HAKE:   |                  |        |                |       |  |       |                 |        |                         |        |
| PACIFIC . . . . .                             | 141              | 1      | -              | -     | -  | -     | -               | -      | 141                     | 1      |
| RED . . . . .                                 | -                | -      | -              | -     | -  | -     | -               | -      | 42,612                  | 426    |
| WHITE . . . . .                               | -                | -      | -              | -     | -  | -     | -               | -      | 14,351                  | 538    |
| HALIBUT . . . . .                             | 14,243           | 2,556  | -              | -     | -  | -     | 35,196          | 5,158  | 49,915                  | 7,821  |
| HARDHEADS . . . . .                           | 17               | 5      | -              | -     | -  | -     | -               | -      | 17                      | 5      |
| HARVESTFISH OR<br>STARFISH . . . . .          | -                | -      | -              | -     | -  | -     | -               | -      | 1,413                   | 82     |
| HERRING:                                      |                  |        |                |       |  |       |                 |        |                         |        |
| LAKE . . . . .                                | -                | -      | 21,934         | 788   | -  | -     | -               | -      | 21,934                  | 788    |
| SEA . . . . .                                 | 1,289            | 52     | -              | -     | -  | -     | 33,061          | 414    | 205,030                 | 3,177  |
| HICKORY SHAD . . . . .                        | -                | -      | -              | -     | -  | -     | -               | -      | 1,219                   | 86     |
| HOGCHOKER . . . . .                           | -                | -      | -              | -     | -  | -     | -               | -      | 18                      | 1      |
| HOGFISH . . . . .                             | -                | -      | -              | -     | -  | -     | -               | -      | 15                      | 1      |
| JACK MACKEREL . . . . .                       | 51,250           | 1,111  | -              | -     | -  | -     | -               | -      | 51,250                  | 1,111  |
| JEWFISH . . . . .                             | -                | -      | -              | -     | -  | -     | -               | -      | 403                     | 40     |
| KINGFISH<br>(CALIFORNIA) . . . . .            | 764              | 40     | -              | -     | -  | -     | -               | -      | 764                     | 40     |
| KING MACKEREL . . . . .                       | -                | -      | -              | -     | -  | -     | -               | -      | 4,235                   | 584    |
| KING WHITING OR<br>"KINGFISH" . . . . .       | -                | -      | -              | -     | -  | -     | -               | -      | 4,237                   | 219    |
| LAKE TROUT . . . . .                          | -                | -      | 3,309          | 1,355 | -  | -     | -               | -      | 3,309                   | 1,355  |
| LAMPREY . . . . .                             | 370              | 9      | -              | -     | -  | -     | -               | -      | 370                     | 9      |
| LAUNCE . . . . .                              | -                | -      | -              | -     | -  | -     | -               | -      | 38                      | 3      |
| LINGCOD . . . . .                             | 8,009            | 737    | -              | -     | -  | -     | 179             | 10     | 8,188                   | 747    |
| MACKEREL . . . . .                            | 49,771           | 1,285  | -              | -     | -  | -     | -               | -      | 91,841                  | 3,594  |
| MENHADEN . . . . .                            | -                | -      | -              | -     | -  | -     | -               | -      | 1,075,573               | 10,905 |
| MINNOWS . . . . .                             | -                | -      | -              | -     | 1  | (1)   | -               | -      | 101                     | 7      |
| MOJARRA . . . . .                             | -                | -      | -              | -     | -  | -     | -               | -      | 514                     | 31     |
| MOONEYE . . . . .                             | -                | -      | 8              | (1)   | 3  | (1)   | -               | -      | 11                      | (1)    |
| MOONFISH . . . . .                            | -                | -      | -              | -     | -  | -     | -               | -      | 32                      | 2      |
| MULLET . . . . .                              | 72               | 5      | -              | -     | -  | -     | -               | -      | 44,013                  | 4,255  |
| MUTTONFISH . . . . .                          | -                | -      | -              | -     | -  | -     | -               | -      | 253                     | 44     |
| OCEAN PERCH<br>(ROSEFISH) . . . . .           | -                | -      | -              | -     | -  | -     | -               | -      | 236,987                 | 9,820  |
| OCEAN POUT . . . . .                          | -                | -      | -              | -     | -  | -     | -               | -      | 5                       | (1)    |
| PADDLEFISH OR<br>SPOONBILL CAT . . . . .      | -                | -      | -              | -     | 951                                      | 44    | -               | -      | 999                     | 52     |
| PERCH . . . . .                               | 485              | 67     | -              | -     | -  | -     | -               | -      | 485                     | 67     |
| PERMIT . . . . .                              | -                | -      | -              | -     | -  | -     | -               | -      | 21                      | 1      |
| PICKEREL . . . . .                            | -                | -      | 166            | 15    | 5  | (1)   | -               | -      | 584                     | 41     |
| PIKE OR PICKEREL . . . . .                    | -                | -      | -              | -     | -  | -     | -               | -      | 193                     | 20     |
| PILCHARD . . . . .                            | 633,540          | 10,760 | -              | -     | -  | -     | -               | -      | 633,540                 | 10,760 |
| PILOTFISH . . . . .                           | -                | -      | -              | -     | -  | -     | -               | -      | 17                      | 1      |
| PINFISH . . . . .                             | -                | -      | -              | -     | -  | -     | -               | -      | 23                      | 1      |
| POLLOCK . . . . .                             | -                | -      | -              | -     | -  | -     | -               | -      | 28,632                  | 808    |
| POMPANO . . . . .                             | 89               | 25     | -              | -     | -  | -     | -               | -      | 1,091                   | 500    |
| QUILLBACK . . . . .                           | -                | -      | 2              | (1)   | 269                                      | 11    | -               | -      | 271                     | 11     |
| RATFISH . . . . .                             | 1,472            | 13     | -              | -     | -  | -     | -               | -      | 1,472                   | 13     |
| ROCK BASS . . . . .                           | 192              | 26     | 41             | 3     | -  | -     | -               | -      | 233                     | 29     |
| ROCKFISHES . . . . .                          | 23,958           | 1,097  | -              | -     | -  | -     | 13              | 3      | 23,971                  | 1,100  |
| SABLEFISH . . . . .                           | 6,076            | 553    | -              | -     | -  | -     | 5,754           | 428    | 11,830                  | 981    |
| SALMON:                                       |                  |        |                |       |  |       |                 |        |                         |        |
| ATLANTIC . . . . .                            | -                | -      | -              | -     | -  | -     | -               | -      | 1                       | 1      |
| CHINOOK OR KING . . . . .                     | 25,512           | 5,286  | -              | -     | -  | -     | 14,076          | 2,219  | 39,588                  | 7,505  |
| CHUM OR KETA . . . . .                        | 5,940            | 715    | -              | -     | -  | -     | 46,734          | 2,484  | 52,674                  | 3,199  |
| PINK . . . . .                                | 44,215           | 4,421  | -              | -     | -  | -     | 228,950         | 19,533 | 273,165                 | 23,954 |
| RED OR SOCKEYE . . . . .                      | 7,058            | 1,503  | -              | -     | -  | -     | 70,929          | 5,607  | 77,987                  | 7,110  |
| SILVER OR COHO . . . . .                      | 13,134           | 2,109  | -              | -     | -  | -     | 27,657          | 2,819  | 40,791                  | 4,928  |
| TOTAL SALMON . . . . .                        | 95,859           | 14,034 | -              | -     | -  | -     | 388,346         | 32,662 | 484,206                 | 46,697 |
| SAND PERCH . . . . .                          | -                | -      | 507            | 60    | 3  | (1)   | -               | -      | 30                      | 1      |
| SAUGER . . . . .                              | -                | -      | -              | -     | -  | -     | -               | -      | 510                     | 60     |
| SAWFISH . . . . .                             | -                | -      | -              | -     | -  | -     | -               | -      | 35                      | 1      |
| SCULPIN . . . . .                             | 148              | 27     | -              | -     | -  | -     | -               | -      | 148                     | 27     |
| SCUP OR PORGY . . . . .                       | -                | -      | -              | -     | -  | -     | -               | -      | 29,071                  | 1,780  |
| SEA BASS:                                     |                  |        |                |       |  |       |                 |        |                         |        |
| BLACK (ATLANTIC)<br>BLACK (PACIFIC) . . . . . | 114              | 16     | -              | -     | -  | -     | -               | -      | 10,497                  | 1,254  |
| WHITE . . . . .                               | 1,410            | 291    | -              | -     | -  | -     | -               | -      | 114                     | 16     |
| SEA CATFISH . . . . .                         | -                | -      | -              | -     | -  | -     | -               | -      | 1,410                   | 291    |
| SEA ROBIN . . . . .                           | -                | -      | -              | -     | -  | -     | -               | -      | 1,383                   | 63     |
| SEA TROUT OR<br>WEAKFISH:                     |                  |        |                |       |  |       |                 |        |                         |        |
| GRAY . . . . .                                | -                | -      | -              | -     | -  | -     | -               | -      | 15,478                  | 1,408  |
| SPOTTED . . . . .                             | -                | -      | -              | -     | -  | -     | -               | -      | 7,521                   | 1,529  |
| WHITE . . . . .                               | -                | -      | -              | -     | -  | -     | -               | -      | 657                     | 51     |
| SHAD . . . . .                                | 2,200            | 146    | -              | -     | -  | -     | -               | -      | 11,002                  | 1,636  |

SEE FOOTNOTES AT END OF TABLE

(CONTINUED ON NEXT PAGE)

## UNITED STATES AND ALASKA: CATCH BY REGION - Continued

(EXPRESSED IN THOUSANDS OF POUNDS AND THOUSANDS OF DOLLARS)

| SPECIES                            | PACIFIC,<br>1949 |          | LAKES,<br>1949 |        | MISSISSIPPI RIVER<br>& TRIBUTARIES, 1931 |       | ALASKA,<br>1949 |        | TOTAL,<br>VARIOUS YEARS |         |
|------------------------------------|------------------|----------|----------------|--------|--|-------|-----------------|--------|-------------------------|---------|
|                                    | QUANTITY         | VALUE    | QUANTITY       | VALUE  | QUANTITY                                 | VALUE | QUANTITY        | VALUE  | QUANTITY                | VALUE   |
| SHARKS . . . . .                   | 2/ 2,719         | 2/ 1,444 | -              | -      | -  | -     | 1,307           | 23     | 6,996                   | 1,529   |
| SHEEPSHEAD:                        |                  |          |                |        |  |       |                 |        |                         |         |
| FRESH-WATER . . . . .              | -                | -        | 3,127          | 127    | 3,905                                    | 143   | -               | -      | 8,096                   | 354     |
| SALT-WATER . . . . .               | 62               | 5        | -              | -      | -  | -     | -               | -      | 541                     | 51      |
| SILVERSIDES . . . . .              | -                | -        | -              | -      | -  | -     | -               | -      | 222                     | 13      |
| SKATES . . . . .                   | 1,128            | 18       | -              | -      | -  | -     | 200             | 1      | 1,543                   | 24      |
| SMELT . . . . .                    | 4,642            | 319      | 1,557          | 148    | -  | -     | -               | -      | 6,361                   | 508     |
| SNAPPER:                           |                  |          |                |        |  |       |                 |        |                         |         |
| MANGROVE . . . . .                 | -                | -        | -              | -      | -  | -     | -               | -      | 275                     | 33      |
| RED . . . . .                      | -                | -        | -              | -      | -  | -     | -               | -      | 8,138                   | 1,919   |
| WHITE . . . . .                    | -                | -        | -              | -      | -  | -     | -               | -      | 31                      | 3       |
| SNOOK OR<br>SERGEANTFISH . . . . . | -                | -        | -              | -      | -  | -     | -               | -      | 887                     | 115     |
| SPADEFISH . . . . .                | -                | -        | -              | -      | -  | -     | -               | -      | (1)                     | (1)     |
| SPANISH MACKEREL . . . . .         | 4                | (1)      | -              | -      | -  | -     | -               | -      | 9,874                   | 1,142   |
| SPOT . . . . .                     | -                | -        | -              | -      | -  | -     | -               | -      | 16,484                  | 975     |
| STEELHEAD TROUT . . . . .          | 1,051            | 147      | -              | -      | -  | -     | 4               | (1)    | 1,055                   | 147     |
| STRIPED BASS . . . . .             | 25               | 1        | -              | -      | -  | -     | -               | -      | 6,240                   | 1,157   |
| STURGEON:                          |                  |          |                |        |  |       |                 |        |                         |         |
| COMMON . . . . .                   | 452              | 81       | -              | -      | -  | -     | -               | -      | 550                     | 111     |
| SHOVELNOSE . . . . .               | -                | -        | 22             | 22     | 87                                       | 8     | -               | -      | 109                     | 30      |
| SUCKERS . . . . .                  | -                | -        | 3,676          | 156    | 315                                      | 13    | -               | -      | 4,038                   | 172     |
| SUNFISH . . . . .                  | -                | -        | 8              | 1      | 22                                       | 1     | -               | -      | 1,293                   | 240     |
| SWELLFISH . . . . .                | -                | -        | -              | -      | -  | -     | -               | -      | 1,316                   | 73      |
| SWORDFISH . . . . .                | 199              | 87       | -              | -      | -  | -     | -               | -      | 1,165                   | 438     |
| TAUOG . . . . .                    | -                | -        | -              | -      | -  | -     | -               | -      | 189                     | 10      |
| TENPOUNDER . . . . .               | -                | -        | -              | -      | -  | -     | -               | -      | 701                     | 22      |
| TILEFISH . . . . .                 | -                | -        | -              | -      | -  | -     | -               | -      | 1,239                   | 89      |
| TRIGGERFISH . . . . .              | -                | -        | -              | -      | -  | -     | -               | -      | 14                      | 1       |
| TRIPLETAIL . . . . .               | -                | -        | -              | -      | -  | -     | -               | -      | 64                      | 6       |
| TULLIBEE . . . . .                 | -                | -        | 810            | 47     | -  | -     | -               | -      | 810                     | 47      |
| TUNA AND<br>TUNALIKE FISHES:       |                  |          |                |        |  |       |                 |        |                         |         |
| ALBACORE . . . . .                 | 54,794           | 10,039   | -              | -      | -  | -     | -               | -      | 54,794                  | 10,039  |
| BLUEFIN . . . . .                  | 4,390            | 713      | -              | -      | -  | -     | -               | -      | 7,129                   | 920     |
| BONITO . . . . .                   | 1,830            | 178      | -              | -      | -  | -     | -               | -      | 1,973                   | 193     |
| LITTLE . . . . .                   | -                | -        | -              | -      | -  | -     | -               | -      | 730                     | 52      |
| SKIPJACK . . . . .                 | 80,512           | 11,923   | -              | -      | -  | -     | -               | -      | 80,512                  | 11,923  |
| YELLOWFIN . . . . .                | 190,543          | 30,999   | -              | -      | -  | -     | -               | -      | 190,543                 | 30,999  |
| TOTAL TUNA . . . . .               | 332,069          | 53,852   | -              | -      | -  | -     | -               | -      | 335,680                 | 54,126  |
| WHITEBAIT . . . . .                | 242              | 24       | -              | -      | -  | -     | -               | -      | 270                     | 28      |
| WHITE BASS . . . . .               | -                | -        | 807            | 102    | 4  | (1)   | -               | -      | 811                     | 102     |
| WHITEFISH:                         |                  |          |                |        |  |       |                 |        |                         |         |
| COMMON . . . . .                   | -                | -        | 8,837          | 3,040  | -  | -     | -               | -      | 8,837                   | 3,040   |
| MENOMINEE . . . . .                | -                | -        | 144            | 26     | -  | -     | -               | -      | 144                     | 26      |
| OCEAN . . . . .                    | 31               | 3        | -              | -      | -  | -     | -               | -      | 31                      | 3       |
| WHITE PERCH . . . . .              | -                | -        | -              | -      | -  | -     | -               | -      | 2,458                   | 202     |
| WHITING . . . . .                  | -                | -        | -              | -      | -  | -     | -               | -      | 91,620                  | 1,994   |
| WOLFFISH . . . . .                 | -                | -        | -              | -      | -  | -     | -               | -      | 2,334                   | 155     |
| YELLOW PERCH . . . . .             | -                | -        | 4,595          | 675    | -  | -     | -               | -      | 4,809                   | 706     |
| YELLOW PIKE . . . . .              | -                | -        | 7,116          | 1,554  | 5  | 1     | -               | -      | 7,121                   | 1,555   |
| YELLOWTAIL:                        |                  |          |                |        |  |       |                 |        |                         |         |
| ATLANTIC . . . . .                 | -                | -        | -              | -      | -  | -     | -               | -      | 440                     | 93      |
| PACIFIC . . . . .                  | 7,319            | 686      | -              | -      | -  | -     | -               | -      | 7,319                   | 686     |
| UNCLASSIFIED . . . . .             | 242              | 19       | -              | -      | -  | -     | -               | 4      | 36,939                  | 528     |
| TOTAL . . . . .                    | 1,311,479        | 93,375   | 85,691         | 11,458 | 44,062                                   | 2,257 | 466,261         | 38,759 | 4,240,506               | 227,493 |
| SHELLFISH, ETC.                    |                  |          |                |        |  |       |                 |        |                         |         |
| CRABS:                             |                  |          |                |        |  |       |                 |        |                         |         |
| BLUE:                              |                  |          |                |        |  |       |                 |        |                         |         |
| HARD . . . . .                     | -                | -        | -              | -      | -  | -     | -               | -      | 110,628                 | 5,097   |
| SOFT AND<br>PEELERS . . . . .      | -                | -        | -              | -      | -  | -     | -               | -      | 5,553                   | 1,088   |
| DUNGENESS . . . . .                | 33,605           | 3,462    | -              | -      | -  | -     | 1,429           | 81     | 35,034                  | 3,543   |
| KING . . . . .                     | -                | -        | -              | -      | -  | -     | 1,207           | 72     | 1,207                   | 72      |
| ROCK . . . . .                     | (1)              | (1)      | -              | -      | -  | -     | -               | -      | 2,608                   | 122     |
| STONE . . . . .                    | -                | -        | -              | -      | -  | -     | -               | -      | 134                     | 48      |
| TOTAL CRABS . . . . .              | 33,605           | 3,462    | -              | -      | -  | -     | 2,636           | 153    | 155,164                 | 9,970   |
| CRAYFISH,<br>FRESH-WATER . . . . . | 46               | 10       | 2              | (1)    | 29                                       | (1)   | -               | -      | 117                     | 11      |
| HORSESHOE CRAB . . . . .           | -                | -        | -              | -      | -  | -     | -               | -      | 630                     | 3       |
| LOBSTERS:                          |                  |          |                |        |  |       |                 |        |                         |         |
| NORTHERN . . . . .                 | -                | -        | -              | -      | -  | -     | -               | -      | 24,656                  | 8,903   |
| SPINY . . . . .                    | 834              | 284      | -              | -      | -  | -     | -               | -      | 2,888                   | 588     |
| SHRIMP . . . . .                   | 872              | 66       | -              | -      | 49                                       | 4     | 2,268           | 181    | 173,384                 | 33,489  |
| ABALONE . . . . .                  | 714              | 398      | -              | -      | -  | -     | -               | -      | 714                     | 398     |

SEE FOOTNOTES AT END OF TABLE

(CONTINUED ON NEXT PAGE)




## UNITED STATES AND ALASKA: CATCH BY REGION - Continued

(EXPRESSED IN THOUSANDS OF POUNDS AND THOUSANDS OF DOLLARS)

| SPECIES                              | PACIFIC,<br>1949 |         | LAKES,<br>1949 |        | MISSISSIPPI RIVER<br>& TRIBUTARIES, 1931 |       | ALASKA,<br>1949 |        | TOTAL,<br>VARIOUS<br>YEARS |         |
|--------------------------------------|------------------|---------|----------------|--------|--|-------|-----------------|--------|----------------------------|---------|
|                                      | QUANTITY         | VALUE   | QUANTITY       | VALUE  | QUANTITY                                 | VALUE | QUANTITY        | VALUE  | QUANTITY                   | VALUE   |
| SHELLFISH, ETC.<br>CONTINUED         |                  |         |                |        |  |       |                 |        |                            |         |
| CLAMS:                               |                  |         |                |        |  |       |                 |        | (1)                        | (1)     |
| COQUINA . . . . .                    | -                | -       | -              | -      | -  | -     | -               | -      | 18,856                     | 6,172   |
| HARD . . . . .                       | 394              | 126     | -              | -      | -  | -     | 14              | 1      | 63                         | 5       |
| OCEAN QUAHOG . . . . .               | -                | -       | -              | -      | -  | -     | -               | -      | 2,153                      | 454     |
| RAZOR . . . . .                      | 360              | 242     | -              | -      | -  | -     | 1,699           | 204    | 11,208                     | 2,142   |
| SOFT . . . . .                       | -                | -       | -              | -      | -  | -     | -               | -      | 5,329                      | 514     |
| SURF . . . . .                       | -                | -       | -              | -      | -  | -     | -               | -      | 32                         | 8       |
| MIXED . . . . .                      | 32               | 8       | -              | -      | -  | -     | -               | -      | -                          | -       |
| TOTAL CLAMS . . . . .                | 806              | 376     | -              | -      | -  | -     | 1,713           | 205    | 37,641                     | 9,295   |
| CONCHS . . . . .                     | -                | -       | -              | -      | -  | -     | -               | -      | 336                        | 46      |
| MUSSELS, SEA . . . . .               | -                | -       | -              | -      | -  | -     | -               | -      | 958                        | 83      |
| MUSSEL SHELLS . . . . .              | -                | -       | -              | -      | 37,255                                   | 422   | -               | -      | 37,255                     | 422     |
| OCTOPUS . . . . .                    | 122              | 8       | -              | -      | -  | -     | -               | -      | 122                        | 8       |
| OYSTERS, MARKET:                     |                  |         |                |        |  |       |                 |        |                            |         |
| EASTERN, PUBLIC . . . . .            | -                | -       | -              | -      | -  | -     | -               | -      | 26,321                     | 9,420   |
| EASTERN, PRIVATE . . . . .           | 7                | 5       | -              | -      | -  | -     | -               | -      | 42,820                     | 17,988  |
| PACIFIC . . . . .                    | 8,164            | 1,849   | -              | -      | -  | -     | 11              | 1      | 8,175                      | 1,850   |
| WESTERN . . . . .                    | 203              | 278     | -              | -      | -  | -     | -               | -      | 203                        | 278     |
| TOTAL OYSTERS . . . . .              | 8,374            | 2,132   | -              | -      | -  | -     | 11              | 1      | 77,519                     | 29,536  |
| PERIWINKLES AND<br>COCKLES . . . . . | -                | -       | -              | -      | -  | -     | -               | -      | 140                        | 20      |
| SCALLOPS:                            |                  |         |                |        |  |       |                 |        |                            |         |
| BAY . . . . .                        | 17               | 10      | -              | -      | -  | -     | -               | -      | 1,508                      | 1,027   |
| SEA . . . . .                        | -                | -       | -              | -      | -  | -     | -               | -      | 18,296                     | 6,765   |
| SQUID . . . . .                      | 6,860            | 184     | -              | -      | -  | -     | -               | -      | 13,794                     | 411     |
| SEA URCHINS . . . . .                | -                | -       | -              | -      | -  | -     | -               | -      | 80                         | 2       |
| TERRAPIN . . . . .                   | -                | -       | -              | -      | -  | -     | -               | -      | -                          | -       |
| DIAMOND-BACK . . . . .               | -                | -       | -              | -      | 19                                       | (1)   | -               | -      | 308                        | 60      |
| TURTLES . . . . .                    | -                | -       | -              | -      | 94                                       | 3     | -               | -      | 509                        | 41      |
| FROGS . . . . .                      | -                | -       | -              | -      | 875                                      | 131   | -               | -      | 918                        | 152     |
| IRISH MOSS . . . . .                 | -                | -       | -              | -      | -  | -     | -               | -      | 1,625                      | 28      |
| ROCKWEED . . . . .                   | -                | -       | -              | -      | -  | -     | -               | -      | 260                        | 13      |
| SPONGES . . . . .                    | -                | -       | -              | -      | -  | -     | -               | -      | 69                         | 471     |
| PEARLS AND SLUGS . . . . .           | -                | -       | -              | -      | -  | -     | 80              | -      | -                          | 80      |
| BLOODWORMS . . . . .                 | -                | -       | -              | -      | -  | -     | -               | -      | 402                        | 297     |
| SANDWORMS . . . . .                  | -                | -       | -              | -      | -  | -     | -               | -      | 37                         | 22      |
| TOTAL . . . . .                      | 52,250           | 6,930   | 2              | (1)    | 38,321                                   | 640   | 6,628           | 540    | 549,330                    | 102,141 |
| WHALE PRODUCTS:                      |                  |         |                |        |  |       |                 |        |                            |         |
| LIVER . . . . .                      | 28               | 8       | -              | -      | -  | -     | -               | -      | 28                         | 8       |
| MEAL . . . . .                       | 200              | 8       | -              | -      | -  | -     | -               | -      | 200                        | 8       |
| OIL . . . . .                        | 562              | 52      | -              | -      | -  | -     | -               | -      | 562                        | 52      |
| TOTAL . . . . .                      | 790              | 68      | -              | -      | -  | -     | -               | -      | 790                        | 68      |
| GRAND TOTAL . . . . .                | 1,364,519        | 100,373 | 85,693         | 11,458 | 82,383                                   | 2,897 | 472,889         | 39,299 | 4,790,626                  | 329,702 |

1/ LESS THAN 500 POUNDS OR 500 DOLLARS.

2/ THE CATCH OF GRAYFISH IN CALIFORNIA IS INCLUDED WITH S<sup>2</sup>ARKS.

SWORDFISH HARPOONER

## GENERAL REVIEW

## UNITED STATES AND ALASKA: CATCH BY STATES

| STATES                   | MARINE WATERS & COASTAL RIVERS, 1949 & 1945 |             | MISSISSIPPI RIVER AND TRIBUTARIES, 1931 |           | LAKES, 1949 AND 1945 1/ |            | TOTAL, VARIOUS YEARS |             |
|--------------------------|---|-------------|---|-----------|-------------------------|------------|----------------------|-------------|
|                          | POUNDS                                      | VALUE       | POUNDS                                  | VALUE     | POUNDS                  | VALUE      | POUNDS               | VALUE       |
| ALABAMA . . . . .        | 10,155,100                                  | \$1,973,751 | 1,822,153                               | \$32,754  | -                       | -          | 11,977,253           | \$2,006,505 |
| ARKANSAS . . . . .       | -   | -           | 15,732,507                              | 411,451   | -                       | -          | 15,732,507           | 411,451     |
| CALIFORNIA . . . . .     | 1,129,261,300                               | 72,504,719  | -                                       | -         | -                       | -          | 1,129,261,300        | 72,504,719  |
| CONNECTICUT . . . . .    | 24,194,800                                  | 2,157,545   | -                                       | -         | -                       | -          | 24,194,800           | 2,157,545   |
| DELAWARE . . . . .       | 166,473,900                                 | 3,007,773   | -                                       | -         | -                       | -          | 166,473,900          | 3,007,773   |
| FLORIDA . . . . .        | 263,845,300                                 | 16,440,160  | -                                       | -         | 4,098,800               | \$526,628  | 267,944,100          | 16,966,788  |
| GEORGIA . . . . .        | 21,397,700                                  | 1,349,536   | -                                       | -         | -                       | -          | 21,397,700           | 1,349,536   |
| ILLINOIS . . . . .       | -   | -           | 14,262,630                              | 367,238   | 1,496,600               | 285,936    | 15,759,230           | 653,174     |
| INDIANA . . . . .        | -   | -           | 7,717,596                               | 157,222   | 30,400                  | -          | 7,747,996            | 159,282     |
| IOWA . . . . .           | -   | -           | 7,777,967                               | 302,395   | -                       | -          | 7,777,967            | 302,395     |
| KANSAS . . . . .         | -   | -           | 455,421                                 | 16,673    | -                       | -          | 455,421              | 16,673      |
| KENTUCKY . . . . .       | -   | -           | 1,621,751                               | 60,882    | -                       | -          | 1,621,751            | 60,882      |
| LOUISIANA . . . . .      | 288,587,200                                 | 27,403,637  | 19,213,368                              | 994,374   | -                       | -          | 307,800,568          | 28,398,011  |
| MAINE . . . . .          | 294,297,200                                 | 14,988,040  | -                                       | -         | -                       | -          | 294,297,200          | 14,988,040  |
| MARYLAND . . . . .       | 58,981,700                                  | 8,583,832   | -                                       | -         | -                       | -          | 58,981,700           | 8,583,832   |
| MASSACHUSETTS . . . . .  | 647,612,900                                 | 38,991,476  | -                                       | -         | -                       | -          | 647,612,900          | 38,991,476  |
| MICHIGAN . . . . .       | -   | -           | -                                       | -         | 25,533,900              | 4,116,398  | 25,533,900           | 4,116,398   |
| MINNESOTA . . . . .      | -   | -           | 3,498,280                               | 137,656   | 6,603,100               | 455,490    | 10,101,380           | 593,146     |
| MISSISSIPPI . . . . .    | 52,895,000                                  | 1,625,272   | 2,649,723                               | 122,961   | -                       | -          | 55,544,723           | 1,748,233   |
| MISSOURI . . . . .       | -   | -           | 927,636                                 | 76,981    | -                       | -          | 927,636              | 76,981      |
| NEBRASKA . . . . .       | -   | -           | 145,310                                 | 16,253    | -                       | -          | 145,310              | 16,253      |
| NEW HAMPSHIRE . . . . .  | 443,400                                     | 169,899     | -                                       | -         | -                       | -          | 443,400              | 169,899     |
| NEW JERSEY . . . . .     | 238,997,500                                 | 9,744,560   | -                                       | -         | -                       | -          | 238,997,500          | 9,744,560   |
| NEW YORK . . . . .       | 145,505,000                                 | 14,364,800  | -                                       | -         | 2,304,700               | 402,923    | 147,809,700          | 14,767,723  |
| NORTH CAROLINA . . . . . | 198,168,800                                 | 5,495,252   | -                                       | -         | -                       | -          | 198,168,800          | 5,495,252   |
| OHIO . . . . .           | -   | -           | 185,481                                 | 7,072     | 26,682,100              | 3,464,034  | 26,867,581           | 3,471,106   |
| OKLAHOMA . . . . .       | -   | -           | 39,640                                  | 4,145     | -                       | -          | 39,640               | 4,145       |
| OREGON . . . . .         | 61,096,400                                  | 7,065,447   | -                                       | -         | -                       | -          | 61,096,400           | 7,065,447   |
| PENNSYLVANIA . . . . .   | -   | -           | -                                       | -         | 4,436,000               | 712,532    | 4,436,000            | 712,532     |
| RHODE ISLAND . . . . .   | 33,428,000                                  | 2,229,916   | -                                       | -         | -                       | -          | 33,428,000           | 2,229,916   |
| SOUTH CAROLINA . . . . . | 10,855,600                                  | 899,389     | -                                       | -         | -                       | -          | 10,855,600           | 899,389     |
| SOUTH DAKOTA . . . . .   | -   | -           | 114,361                                 | 10,576    | -                       | -          | 114,361              | 10,576      |
| TENNESSEE . . . . .      | -   | -           | 3,435,069                               | 103,915   | -                       | -          | 3,435,069            | 103,915     |
| TEXAS . . . . .          | 79,530,800                                  | 9,124,500   | 138,500                                 | 6,368     | -                       | -          | 79,669,300           | 9,130,868   |
| VIRGINIA . . . . .       | 275,674,800                                 | 16,598,481  | -                                       | -         | -                       | -          | 275,674,800          | 16,598,481  |
| WASHINGTON . . . . .     | 174,160,800                                 | 20,802,948  | -                                       | -         | -                       | -          | 174,160,800          | 20,802,948  |
| WISCONSIN . . . . .      | -   | -           | 2,645,130                               | 68,441    | 18,605,800              | 2,019,045  | 21,250,930           | 2,087,486   |
| ALASKA . . . . .         | 472,889,281                                 | 39,299,005  | -                                       | -         | -                       | -          | 472,889,281          | 39,299,005  |
| TOTAL . . . . .          | 4,618,452,481                               | 314,819,938 | 82,382,523                              | 2,897,357 | 89,791,400              | 11,985,046 | 4,790,626,404        | 329,702,341 |

1/ INCLUDES THE CATCH OF THE GREAT LAKES, RAINY LAKE, NAMAIIAN LAKE, LAKE OF THE WOODS, AND LAKE OKEECHOBEE.

## SEED OYSTER FISHERY, 1949

| ITEM                        | NEW ENGLAND |         | MIDDLE ATLANTIC |             | CHESAPEAKE |           | TOTAL     |             |
|-----------------------------|-------------|---------|-----------------|-------------|------------|-----------|-----------|-------------|
|                             | NUMBER      | VALUE   | NUMBER          | VALUE       | NUMBER     | VALUE     | NUMBER    | VALUE       |
| OPERATING UNITS             |             |         |                 |             |            |           |           |             |
| FISHERMEN:                  |             |         |                 |             |            |           |           |             |
| ON VESSELS . . . . .        | 148         | -       | 892             | -           | 230        | -         | 1,270     | -           |
| ON BOATS AND SHORE:         |             |         |                 |             |            |           |           |             |
| REGULAR . . . . .           | 5           | -       | 222             | -           | 1,555      | -         | 1,782     | -           |
| CASUAL . . . . .            | 13          | -       | 30              | -           | 15         | -         | 58        | -           |
| TOTAL . . . . .             | 166         | -       | 1,144           | -           | 1,800      | -         | 3,110     | -           |
| VESSELS:                    |             |         |                 |             |            |           |           |             |
| STEAM . . . . .             | 3           | -       | -               | -           | -          | -         | 3         | -           |
| NET TONNAGE . . . . .       | 437         | -       | -               | -           | -          | -         | 437       | -           |
| MOTOR . . . . .             | 23          | -       | 154             | -           | 45         | -         | 222       | -           |
| NET TONNAGE . . . . .       | 616         | -       | 3,241           | -           | 249        | -         | 4,106     | -           |
| SAIL . . . . .              | -           | -       | -               | -           | 29         | -         | 29        | -           |
| NET TONNAGE . . . . .       | -           | -       | -               | -           | 462        | -         | 462       | -           |
| TOTAL VESSELS . . . . .     | 26          | -       | 154             | -           | 74         | -         | 254       | -           |
| TOTAL NET TONNAGE . . . . . | 1,053       | -       | 3,241           | -           | 711        | -         | 5,005     | -           |
| BOATS:                      |             |         |                 |             |            |           |           |             |
| MOTOR . . . . .             | 12          | -       | 203             | -           | 881        | -         | 1,096     | -           |
| OTHER . . . . .             | -           | -       | 30              | -           | 271        | -         | 301       | -           |
| APPARATUS:                  |             |         |                 |             |            |           |           |             |
| DREDGES . . . . .           | 57          | -       | 208             | -           | 58         | -         | 323       | -           |
| YARDS AT MOUTH . . . . .    | 85          | -       | 208             | -           | 77         | -         | 370       | -           |
| TONGS . . . . .             | 15          | -       | 222             | -           | 1,325      | -         | 1,562     | -           |
| RAKES . . . . .             | -           | -       | -               | -           | 26         | -         | 26        | -           |
| CATCH                       | BUSHELS     | VALUE   | BUSHELS         | VALUE       | BUSHELS    | VALUE     | BUSHELS   | VALUE       |
| OYSTERS, SEED:              |             |         |                 |             |            |           |           |             |
| PUBLIC, SPRING . . . . .    | 730         | \$1,112 | 1,505,390       | \$1,505,080 | 2,022,668  | \$760,960 | 3,528,788 | \$2,267,152 |
| PUBLIC, FALL . . . . .      | 11,493      | 14,721  | 389             | 778         | 906,500    | 497,950   | 918,382   | 513,449     |
| PRIVATE, SPRING . . . . .   | 298,760     | 692,760 | 32,500          | 32,500      | 165,125    | 59,100    | 496,385   | 784,360     |
| PRIVATE, FALL . . . . .     | 77,762      | 126,340 | -               | -           | 181,051    | 64,800    | 258,813   | 191,140     |
| TOTAL . . . . .             | 388,745     | 834,933 | 1,538,279       | 1,538,358   | 3,275,344  | 1,382,810 | 5,202,368 | 3,756,101   |


## UNITED STATES AND ALASKA: CATCH BY GEAR

| GEAR                               | NEW ENGLAND, 1949 |            | MIDDLE ATLANTIC, 1949 |             | CHESAPEAKE, 1949 |             |
|------------------------------------|-------------------|------------|-----------------------|-------------|------------------|-------------|
|                                    | POUNDS            | VALUE      | POUNDS                | VALUE       | POUNDS           | VALUE       |
| PURSE SEINES . . . . .             | 40,270,200        | \$888,555  | 397,553,600           | \$4,393,344 | 126,430,300      | \$1,466,592 |
| HAUL SEINES . . . . .              | 1,958,200         | 73,457     | 1,801,000             | 315,089     | 21,933,200       | 2,007,870   |
| STOP SEINES . . . . .              | 65,592,100        | 1,041,089  | -                     | -           | -                | -           |
| GILL NETS . . . . .                | 12,812,100        | 599,975    | 3,226,800             | 461,269     | 7,340,500        | 888,932     |
| LINES . . . . .                    | 25,959,100        | 1,475,832  | 8,296,700             | 864,786     | 25,008,600       | 1,316,166   |
| POUND NETS . . . . .               | 11,969,500        | 783,317    | 24,841,000            | 1,036,220   | 53,617,300       | 2,596,252   |
| FLOATING TRAPS . . . . .           | 8,905,900         | 348,719    | -                     | -           | -                | -           |
| OTHER TRAPS 3/4 . . . . .          | 39,600            | 8,122      | -                     | -           | 13,600           | 272         |
| WEIRS . . . . .                    | 66,349,500        | 1,083,586  | 690,000               | 8,713       | -                | -           |
| STOP NETS . . . . .                | 4,600             | 725        | 81,800                | 4,522       | 71,000           | 3,580       |
| FYKE AND HOOP NETS . . . . .       | 55,200            | 3,197      | 384,000               | 36,041      | 3,059,100        | 297,154     |
| DIP AND LIFT NETS . . . . .        | 9,841,500         | 148,314    | 83,800                | 24,116      | 284,400          | 48,645      |
| BAGS, DRAG AND PUSH NETS . . . . . | 63,600            | 17,473     | -                     | -           | -                | -           |
| OTTER TRAWLS . . . . .             | 691,848,000       | 31,935,664 | 40,021,900            | 3,839,429   | 19,118,200       | 1,726,116   |
| BEAM TRAWLS . . . . .              | -                 | -          | 90,000                | 45,000      | -                | -           |
| POTS . . . . .                     | 26,708,400        | 8,728,184  | 3,134,000             | 615,009     | 33,878,100       | 1,638,301   |
| HARPOONS . . . . .                 | 1,103,600         | 354,856    | 21,900                | 10,900      | -                | -           |
| SPEARS . . . . .                   | 10,800            | 2,020      | -                     | -           | -                | -           |
| SCRAPES . . . . .                  | -                 | -          | -                     | -           | 2,932,200        | 478,245     |
| DREDGES . . . . .                  | 19,622,900        | 7,439,945  | 28,218,600            | 11,189,971  | 21,671,200       | 5,719,465   |
| TONGS . . . . .                    | 2,038,300         | 508,548    | 9,910,600             | 3,504,113   | 16,908,000       | 6,248,266   |
| RAKES . . . . .                    | 3,583,300         | 688,195    | 1,365,200             | 490,588     | 971,800          | 412,711     |
| FORKS . . . . .                    | 143,900           | 23,155     | -                     | -           | -                | -           |
| HOES . . . . .                     | 11,686,700        | 2,392,765  | 937,500               | 164,062     | -                | -           |
| BY HAND . . . . .                  | 10,300            | 3,186      | 318,000               | 113,961     | 1,219,000        | 333,746     |
| TOTAL . . . . .                    | 999,976,300       | 58,536,676 | 520,976,400           | 27,117,133  | 334,656,500      | 25,182,313  |

| GEAR   | SOUTH ATLANTIC, 1945 |             | GULF, 1949  |             |
|--|----------------------|-------------|-------------|-------------|
|  | POUNDS               | VALUE       | POUNDS      | VALUE       |
| PURSE SEINES . . . . .                           | 255,126,800          | \$1,722,037 | 276,486,900 | \$3,246,455 |
| HAUL SEINES . . . . .                            | 26,561,500           | 2,415,658   | 15,881,700  | 1,709,906   |
| GILL NETS . . . . .                              | 26,372,100           | 2,736,395   | 22,796,200  | 3,517,906   |
| TRAMMEL NETS . . . . .                           | 176,500              | 34,333      | 11,297,800  | 538,621     |
| LINES . . . . .                                  | 20,147,800           | 1,417,162   | 52,151,800  | 5,276,145   |
| POUND NETS . . . . .                             | 13,249,800           | 840,733     | 102,900     | 21,787      |
| OTHER TRAPS 3/4 . . . . .                        | -                    | -           | 212,600     | 90,324      |
| STOP NETS . . . . .                              | -                    | -           | 645,300     | 96,840      |
| FYKE AND HOOP NETS . . . . .                     | 1,029,400            | 104,076     | 1,117,700   | 93,500      |
| DIP AND LIFT NETS . . . . .                      | 290,300              | 73,557      | 820,600     | 125,171     |
| CAST NETS . . . . .                              | 161,000              | 16,189      | 162,600     | 16,630      |
| OTTER TRAWLS . . . . .                           | 49,758,400           | 4,314,873   | 127,354,000 | 29,292,968  |
| POTS . . . . .                                   | 7,955,700            | 568,313     | 1,975,900   | 244,129     |
| SPEARS . . . . .                                 | 451,800              | 63,314      | 160,600     | 36,424      |
| DREDGES . . . . .                                | 1,486,700            | 356,130     | 5,780,900   | 1,773,756   |
| TONGS . . . . .                                  | 316,600              | 56,760      | 7,326,300   | 3,059,896   |
| RAKES . . . . .                                  | 820,800              | 179,602     | 45,600      | 19,152      |
| GRABS . . . . .                                  | 553,100              | 92,371      | 36,800      | 17,774      |
| HOOKS . . . . .                                  | -                    | -           | 10,400      | 58,523      |
| BRAIL OR SCOOP NETS . . . . .                    | -                    | -           | 200         | 70          |
| DIVING OUTFITTERS, ABALONE AND SPONGES . . . . . | -                    | -           | 58,300      | 412,280     |
| BY HAND . . . . .                                | 486,100              | 140,847     | 163,100     | 57,518      |
| TOTAL . . . . .                                  | 404,946,100          | 15,132,350  | 524,588,200 | 49,705,775  |

SEE FOOTNOTES AT END OF TABLE

(CONTINUED ON NEXT PAGE)



FISHING FOR TUNA

## GENERAL REVIEW

## UNITED STATES AND ALASKA: CATCH BY GEAR - Continued

| GEAR  | PACIFIC, 1949 |                | LAKES, 1949 |            | MISSISSIPPI RIVER AND TRIBUTARIES, 1931 |           |
|---|---------------|----------------|-------------|------------|---|-----------|
|   | POUNDS        | VALUE          | POUNDS      | VALUE      | POUNDS                                  | VALUE     |
| PURSE SEINES . . . . .                        | 1/806,212,100 | 1/\$24,423,869 | -           | -          | -                                       | -         |
| HAUL SEINES . . . . .                         | 4,133,400     | 395,375        | 5,772,600   | \$325,003  | 13,739,657                              | \$574,541 |
| GILL NETS . . . . .                           | 2/36,982,200  | 2/6,164,428    | 41,026,700  | 5,738,172  | 166,598                                 | 6,547     |
| TRAMMEL NETS . . . . .                        | (2)           | (2)            | -           | -          | 1,134,206                               | 75,615    |
| LINES . . . . .                               | 343,800,800   | 56,305,612     | -           | 590,800    | 10,140,037                              | 772,245   |
| POUND NETS . . . . .                          | 1,108,000     | 149,291        | 8,320,300   | 1,239,262  | 224,275                                 | 9,541     |
| TRAP NETS . . . . .                           | -             | -              | 28,200,500  | 3,733,159  | -                                       | -         |
| OTHER TRAPS 3/ . . . . .                      | 34,533,900    | 3,758,554      | -           | -          | -                                       | -         |
| WEIRS . . . . .                               | 173,800       | 8,688          | -           | -          | -                                       | -         |
| FYKE AND HOOP NETS . . . . .                  | 222,100       | 39,386         | 1,780,600   | 195,640    | 18,507,204                              | 797,130   |
| DIP AND LIFT NETS . . . . .                   | 4,546,300     | 374,968        | 1,100       | 99         | 30,045                                  | 3,307     |
| BAG, DRAG AND PUSH NETS . . . . .             | 41,300        | 2,455          | -           | -          | -                                       | -         |
| REEF NETS . . . . .                           | 4,219,800     | 485,238        | -           | -          | -                                       | -         |
| OTTER TRAWLS . . . . .                        | 88,585,000    | 4,425,281      | -           | -          | -                                       | -         |
| BEAM TRAWLS . . . . .                         | 799,100       | 60,943         | -           | -          | -                                       | -         |
| POTS . . . . .                                | -             | -              | -           | -          | 310,455                                 | 26,277    |
| HARPOONS . . . . .                            | 1,526,000     | 159,326        | -           | -          | -                                       | -         |
| SPEARS . . . . .                              | -             | -              | -           | -          | 2,250                                   | 270       |
| DREDGES . . . . .                             | 4/8,373,500   | 4/2,131,953    | -           | -          | 3,699,100                               | 40,958    |
| CROWFOOT BARS . . . . .                       | -             | -              | -           | -          | 20,893,550                              | 265,443   |
| TONGS . . . . .                               | (4)           | (4)            | -           | -          | 1,601,876                               | 21,091    |
| RAKES . . . . .                               | -             | -              | -           | -          | 370,130                                 | 4,029     |
| SHOVELS . . . . .                             | 606,100       | 375,820        | -           | -          | -                                       | -         |
| FORKS . . . . .                               | -             | -              | -           | -          | 4,812,737                               | 76,214    |
| GRABS . . . . .                               | -             | -              | -           | -          | 873,099                                 | 130,621   |
| BRAIL OR SCOOP NETS . . . . .                 | 27,741,500    | 713,668        | -           | -          | -                                       | -         |
| DIVING OUTFITS, ABALONE AND SPONGES . . . . . | 713,600       | 398,259        | -           | -          | -                                       | -         |
| BY HAND . . . . .                             | (4)           | (4)            | -           | -          | 5,877,304                               | 93,528    |
| TOTAL . . . . .                               | 1,364,518,500 | 100,373,114    | 85,692,600  | 11,458,418 | 82,382,523                              | 2,897,357 |

| GEAR  | ALASKA, 1949 |              | TOTAL, VARIOUS YEARS |              |
|---|--------------|--------------|----------------------|--------------|
|   | POUNDS       | VALUE        | POUNDS               | VALUE        |
| PURSE SEINES . . . . .                        | 160,421,101  | \$10,515,250 | 2,062,501,001        | \$46,656,102 |
| HAUL SEINES . . . . .                         | -            | -            | 91,781,257           | 7,816,899    |
| STOP SEINES . . . . .                         | -            | -            | 65,592,100           | 1,041,089    |
| GILL NETS . . . . .                           | 67,784,759   | 5,656,605    | 218,507,957          | 25,770,229   |
| TRAMMEL NETS . . . . .                        | -            | -            | 12,610,506           | 648,569      |
| LINES . . . . .                               | 69,791,010   | 8,608,127    | 554,885,347          | 76,263,158   |
| POUND NETS . . . . .                          | 169,264,154  | 13,973,076   | 282,297,229          | 20,655,479   |
| TRAP NETS . . . . .                           | -            | -            | 28,200,500           | 3,733,159    |
| FLOATING TRAPS . . . . .                      | -            | -            | 8,905,900            | 346,719      |
| OTHER TRAPS 3/ . . . . .                      | -            | -            | 34,799,700           | 3,857,272    |
| WEIRS . . . . .                               | -            | -            | 67,213,300           | 1,100,987    |
| STOP NETS . . . . .                           | -            | -            | 802,700              | 105,667      |
| FYKE AND HOOP NETS . . . . .                  | -            | -            | 26,155,304           | 1,566,124    |
| DIP AND LIFT NETS . . . . .                   | -            | -            | 15,898,045           | 798,177      |
| CAST NETS . . . . .                           | -            | -            | 323,600              | 32,819       |
| BAG, DRAG AND PUSH NETS . . . . .             | -            | -            | 104,900              | 19,928       |
| REEF NETS . . . . .                           | -            | -            | 4,219,800            | 485,238      |
| OTTER TRAWLS . . . . .                        | 1,206,945    | 72,417       | 1,017,892,445        | 75,606,748   |
| BEAM TRAWLS . . . . .                         | 2,267,934    | 181,434      | 3,157,034            | 287,377      |
| POTS . . . . .                                | 1,428,401    | 80,716       | 75,390,956           | 11,900,929   |
| HARPOONS . . . . .                            | -            | -            | 2,651,500            | 525,082      |
| SPEARS . . . . .                              | -            | -            | 625,450              | 102,028      |
| SCRAPES . . . . .                             | -            | -            | 2,932,200            | 478,245      |
| DREDGES . . . . .                             | -            | -            | 86,852,900           | 28,648,178   |
| CROWFOOT BARS . . . . .                       | -            | -            | 20,893,550           | 265,443      |
| TONGS . . . . .                               | -            | -            | 38,101,676           | 13,395,671   |
| RAKES . . . . .                               | -            | -            | 7,156,830            | 1,791,277    |
| SHOVELS . . . . .                             | 1,713,663    | 204,531      | 2,519,763            | 580,351      |
| FORKS . . . . .                               | -            | -            | 4,956,637            | 99,369       |
| HOCES . . . . .                               | -            | -            | 12,624,200           | 2,556,827    |
| GRABS . . . . .                               | -            | -            | 1,462,999            | 240,766      |
| HOOKS . . . . .                               | -            | -            | 10,400               | 58,523       |
| BRAIL OR SCOOP NETS . . . . .                 | -            | -            | 27,741,700           | 713,738      |
| DIVING OUTFITS, ABALONE AND SPONGES . . . . . | -            | -            | 771,900              | 810,539      |
| BY HAND . . . . .                             | 11,314       | 849          | 8,085,118            | 743,635      |
| TOTAL . . . . .                               | 472,889,281  | 39,299,005   | 4,790,626,404        | 329,702,341  |

1/ THE CATCH OF RING AND LAMPARA NETS IN CALIFORNIA HAS BEEN INCLUDED WITH PURSE SEINES.

2/ THE CALIFORNIA CATCH IN TRAMMEL NETS HAS BEEN INCLUDED WITH GILL NETS.

3/ INCLUDES CATCH BY BOX, BRUSH, SLAT, CRAB, OCTOPUS, LOBSTER, CRAWFISH, AND SHRIMP TRAPS.

4/ THE CATCH BY TONGS AND BY HAND HAS BEEN INCLUDED WITH DREDGES.

## MANUFACTURED FISHERY PRODUCTS

The output of manufactured products (canned, cured, packaged, and byproducts) in the United States and Alaska during 1949 had an estimated value of 550 million dollars. Canned products are estimated to have accounted for 54 percent of the total; packaged shellfish, 18 percent; byproducts, 14 percent; packaged fish, 9 percent; and cured fish, 5 percent.

The value of manufactured products as published in the following tables, which totals \$453,754,857 represents the most recent figures collected by the Service, on the various segments of the manufactured fishery products industry. The variation between this figure and the estimated value mentioned in the first paragraph is due to the use of estimated 1949 values for cured fishery products and packaged shellfish in that paragraph.

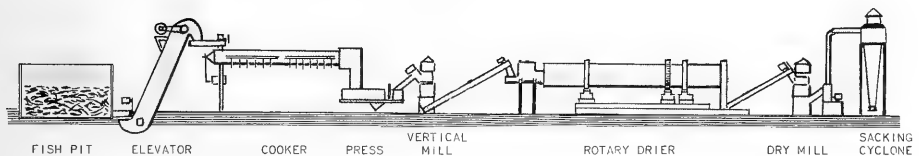
The data listed in the following table are for 1949 for canned fish, fishery byproducts, and packaged fish in the United States and for all products in Alaska; for 1940 for packaged shellfish and cured products in the United States except in the Mississippi River area; and for 1931 for cured products in the Mississippi River area. Data on manufactured fishery products processed by fishermen have been omitted. No data on this production are available for any year since 1940, when the total value of these products amounted to \$2,343,798. Information on the production by fishermen in 1940 can be found in *Manufactured Fishery Products, 1948*, (C.F.S. No. 578) or in "Fishery Statistics of the United States, 1948" (Statistical Digest No. 22).

The pack of canned fishery products in 1949 amounted to 855,014,842 pounds, valued at \$295,503,905 to the packers. This was an increase of 9 percent in volume, but a decline of 12 percent in value. The increase in volume resulted principally from larger packs of salmon, tuna, California sardines (pilchards) and fish for animal food. The 1949 pack of canned salmon amounted to 265,196,448 pounds, valued at \$103,439,983 to the canners. Compared with 1948 this was an increase of 15 percent in volume, but a decline of 14 percent in value. Despite this decline of the price of canned salmon, the pack was the third most valuable in history. The tuna and tunalike fishes pack of 141,700,593 pounds, valued at \$97,710,325 was the fifth consecutive record pack, and second largest value ever received by the processors. California sardines with a pack of 169,569,540 pounds, valued at \$21,334,825 showed an increase of 42 percent in volume, but a decline of 3 percent in value when compared with the previous year.

The value of fishery byproducts processed was \$78,472,495, a 2 percent decrease in comparison with the previous year. The principal byproducts were marine-animal oils, 17,695,833 gallons, valued at \$17,364,977; marine-animal scrap and meal, 237,180 tons, valued at \$35,652,142; marine and fresh-water shell buttons, valued at \$10,478,733; and fish solubles valued at \$5,144,111. A record production of menhaden scrap and meal continued while the production of menhaden oil decreased in volume and value.

The production of fresh and frozen packaged fish increased from 189,499,843 pounds, valued at \$47,708,883, in 1948 to 194,215,265 pounds, valued at \$48,389,905, in 1949.

### FISH MEAL PLANT



## MANUFACTURED FISHERY PRODUCTS - VARIOUS YEARS 1/

| ITEM                                   | YEAR | UNIT           | QUANTITY   | VALUE     |
|--|------|----------------|------------|-----------|
| ALEWIVES:                              |      |                |            |           |
| CANNED                                 | 1949 | STANDARD CASES | 111,994    | \$469,398 |
| ROE, CANNED                            | 1949 | DO             | 44,106     | 749,993   |
| SALTED:                                |      |                |            |           |
| ROUND                                  | 1940 | POUNDS         | 899,400    | 15,939    |
| CORNED                                 | 1940 | DO             | 5,429,450  | 123,287   |
| PICKLED 2/                             | 1940 | DO             | 4,851,500  | 176,819   |
| SPICED                                 | 1940 | DO             | 3,778,499  | 379,110   |
| TIGHT-PACK, CUT                        | 1940 | DO             | 280,100    | 12,698    |
| WITH ROE                               | 1940 | DO             | 62,700     | 5,874     |
| SMOKED, WHOLE AND FILLETS              | 1940 | DO             | 23,800     | 1,052     |
| ANCHOVIES, CANNED                      | 1949 | STANDARD CASES | 3,757      | 34,184    |
| BARRACUDA:                             |      |                |            |           |
| SALTED, DRY                            | 1940 | POUNDS         | 19,465     | 2,433     |
| SMOKED                                 | 1940 | DO             | 1,000      | 200       |
| BLUE PIKE:                             |      |                |            |           |
| FRESH FILLETS                          | 1949 | DO             | 2,287,450  | 970,684   |
| FROZEN FILLETS                         | 1949 | DO             | 628,223    | 249,225   |
| BLUE RUNNERS, SALTED                   | 1940 | DO             | 250,000    | 10,000    |
| BUFFALOFISH:                           |      |                |            |           |
| SMOKED (U.S. EXCEPT MISSISSIPPI RIVER) | 1940 | DO             | 325,000    | 71,200    |
| SMOKED (MISSISSIPPI RIVER)             | 1931 | DO             | 25,700     | 3,245     |
| BUTTERFISH:                            |      |                |            |           |
| SMOKED (U.S. EXCEPT MISSISSIPPI RIVER) | 1940 | DO             | 478,300    | 111,750   |
| SMOKED (MISSISSIPPI RIVER)             | 1931 | DO             | 2,400      | 600       |
| CARP:                                  |      |                |            |           |
| SMOKED (U.S. EXCEPT MISSISSIPPI RIVER) | 1940 | DO             | 168,550    | 49,575    |
| SMOKED (MISSISSIPPI RIVER)             | 1931 | DO             | 700        | 245       |
| CHUB, CISCO, AND TULLIBEE:             |      |                |            |           |
| SMOKED (U.S. EXCEPT MISSISSIPPI RIVER) | 1940 | DO             | 5,008,672  | 1,549,519 |
| SMOKED (MISSISSIPPI RIVER)             | 1931 | DO             | 215,200    | 48,010    |
| COD:                                   |      |                |            |           |
| FRESH FILLETS                          | 1949 | DO             | 7,885,548  | 1,949,494 |
| FROZEN FILLETS                         | 1949 | DO             | 5,766,217  | 1,282,127 |
| LIVER OIL                              | 1949 | GALLONS        | 283,028    | 483,845   |
| SALTED:                                |      |                |            |           |
| GREEN 2/                               | 1940 | POUNDS         | 374,802    | 15,685    |
| DRY (ALASKA)                           | 1949 | DO             | 655,664    | 72,680    |
| DRY (UNITED STATES)                    | 1940 | DO             | 2,644,732  | 225,800   |
| BONELESS AND ABSOLUTELY BONELESS       | 1940 | DO             | 8,574,007  | 1,387,954 |
| TONGUES (ALASKA)                       | 1949 | DO             | 5,000      | 2,000     |
| SMOKED, WHOLE, FILLETS, AND BONELESS   | 1940 | DO             | 639,680    | 74,416    |
| CUSK:                                  |      |                |            |           |
| FRESH FILLETS                          | 1949 | DO             | 488,988    | 115,674   |
| FROZEN FILLETS                         | 1949 | DO             | 125,280    | 24,960    |
| SALTED                                 | 1940 | DO             | 32,215     | 4,355     |
| SMOKED WHOLE AND FILLETS               | 1940 | DO             | 403,099    | 32,157    |
| EELS, COMMON:                          |      |                |            |           |
| SMOKED (U.S. EXCEPT MISSISSIPPI RIVER) | 1940 | DO             | 179,055    | 48,901    |
| SMOKED (MISSISSIPPI RIVER)             | 1931 | DO             | 31,300     | 8,138     |
| FLOUNDERS:                             |      |                |            |           |
| FRESH FILLETS                          | 1949 | DO             | 16,718,255 | 5,598,252 |
| FROZEN FILLETS                         | 1949 | DO             | 12,205,321 | 3,497,904 |
| SMOKED                                 | 1940 | DO             | 1,800      | 290       |
| GROUPE:                                |      |                |            |           |
| FRESH FILLETS                          | 1949 | DO             | 375,767    | 160,687   |
| FROZEN FILLETS                         | 1949 | DO             | 54,991     | 24,206    |
| FRESH STEAKS                           | 1949 | DO             | 190,161    | 57,268    |
| FROZEN STEAKS                          | 1949 | DO             | 20,500     | 8,200     |
| HADDOCK:                               |      |                |            |           |
| FRESH FILLETS                          | 1949 | DO             | 19,936,991 | 5,940,340 |
| FROZEN FILLETS                         | 1949 | DO             | 22,202,805 | 5,904,431 |
| SALTED                                 | 1940 | DO             | 76,115     | 7,143     |
| SMOKED:                                |      |                |            |           |
| WHOLE                                  | 1940 | DO             | 29,200     | 5,808     |
| FILLETS                                | 1940 | DO             | 293,165    | 48,968    |
| FINNAN HADDIE                          | 1940 | DO             | 577,611    | 66,837    |
| HAKE:                                  |      |                |            |           |
| FRESH FILLETS                          | 1949 | DO             | 810,573    | 160,411   |
| FROZEN FILLETS                         | 1949 | DO             | 559,655    | 74,443    |
| SALTED:                                |      |                |            |           |
| GREEN 2/                               | 1940 | DO             | 902,015    | 30,271    |
| OTHER                                  | 1940 | DO             | 1,464,010  | 96,150    |
| SMOKED FILLETS                         | 1940 | DO             | 39,400     | 1,227     |
| HALIBUT:                               |      |                |            |           |
| FRESH FILLETS                          | 1949 | POUNDS         | 11,865     | 4,709     |
| FROZEN FILLETS                         | 1949 | DO             | 376,148    | 122,097   |
| FROZEN STEAKS                          | 1949 | DO             | 3,445,773  | 1,295,656 |
| FROZEN CHEEKS                          | 1949 | DO             | 1,070      | 246       |
| SMOKED                                 | 1940 | DO             | 1,500      | 468       |

SEE FOOTNOTES AT END OF TABLE

(CONTINUED ON NEXT PAGE)

## MANUFACTURED FISHERY PRODUCTS - VARIOUS YEARS 1/ - Continued

| ITEM   | YEAR | UNIT           | QUANTITY   | VALUE      |
|--|------|----------------|------------|------------|
| HERRING, LAKE:   |      |                |            |            |
| FRESH FILLETS . . . . .                                      | 1949 | POUNDS         | 257,600    | \$13,522   |
| FROZEN FILLETS . . . . .                                     | 1949 | DO             | 127,768    | 19,503     |
| SALTED . . . . .   | 1940 | DO             | 2,996,574  | 94,588     |
| SMOKED . . . . .   | 1940 | DO             | 1,076,397  | 134,462    |
| HERRING, SEA:  |      |                |            |            |
| SARDINES, CANNED . . . . .                                   | 1949 | STANDARD CASES | 3,074,523  | 21,051,675 |
| MEAL . . . . .   | 1949 | TONS           | 5,298      | 973,445    |
| OIL . . . . .  | 1949 | GALLONS        | 723,350    | 394,297    |
| SALTED:  |      |                |            |            |
| BRINE SALTED . . . . .                                       | 1940 | POUNDS         | 421,700    | 15,424     |
| PICKLED IN VINEGAR . . . . .                                 | 1940 | DO             | 1,895,425  | 90,799     |
| SPICED . . . . .   | 1940 | DO             | 1,637,869  | 173,251    |
| SMOKED:  |      |                |            |            |
| BLOATERS:  |      |                |            |            |
| HARD . . . . .   | 1940 | DO             | 623,642    | 78,582     |
| SOFT . . . . .   | 1940 | DO             | 8,066      | 403        |
| UNCLASSIFIED . . . . .                                       | 1940 | DO             | 70,406     | 6,019      |
| BONELESS . . . . .   | 1940 | DO             | 2,019,330  | 210,540    |
| LENGTHWISE . . . . .   | 1940 | DO             | 68,517     | 3,862      |
| MEDIUM SCALE . . . . .                                       | 1940 | DO             | 171,320    | 9,909      |
| KIPPERED . . . . .   | 1940 | DO             | 489,500    | 52,113     |
| UNCLASSIFIED . . . . .                                       | 1940 | DO             | 138,900    | 22,645     |
| JEWFISH, DRY SALTED . . . . .                                | 1940 | DO             | 8,857      | 1,107      |
| KING MACKEREL, SMOKED . . . . .                              | 1940 | DO             | 3,500      | 525        |
| LAKE TROUT:  |      |                |            |            |
| FRESH FILLETS . . . . .                                      | 1949 | DO             | 100,700    | 57,065     |
| FROZEN FILLETS . . . . .                                     | 1949 | DO             | 1,600      | 935        |
| SMOKED (U.S. EXCEPT MISSISSIPPI RIVER) . . . . .             | 1940 | DO             | 789,771    | 243,842    |
| SMOKED (MISSISSIPPI RIVER) . . . . .                         | 1931 | DO             | 2,100      | 315        |
| LINGCOD:   |      |                |            |            |
| FRESH FILLETS . . . . .                                      | 1949 | DO             | 564,427    | 96,100     |
| FROZEN FILLETS . . . . .                                     | 1949 | DO             | 559,715    | 110,555    |
| FROZEN STEAKS . . . . .                                      | 1949 | DO             | 263,614    | 45,647     |
| SMOKED . . . . .   | 1940 | DO             | 800        | 100        |
| MACKEREL:  |      |                |            |            |
| FRESH FILLETS . . . . .                                      | 1949 | DO             | 283,931    | 62,294     |
| FROZEN FILLETS . . . . .                                     | 1949 | DO             | 553,057    | 142,456    |
| CANNED . . . . .   | 1949 | STANDARD CASES | 1,049,927  | 6,848,930  |
| SALTED:  |      |                |            |            |
| SPLIT AND BRINE SALTED . . . . .                             | 1940 | POUNDS         | 1,904,900  | 160,370    |
| DRY, WHOLE AND FILLETS . . . . .                             | 1940 | DO             | 1,668,548  | 109,898    |
| SMOKED, WHOLE AND FILLETS . . . . .                          | 1940 | DO             | 90,300     | 17,010     |
| MENHADEN:  |      |                |            |            |
| ROE, SALTED . . . . .  | 1940 | DO             | 1,000      | 250        |
| MEAL AND DRY AND ACID SCRAP . . . . .                        | 1949 | TONS           | 113,393    | 17,813,339 |
| OIL . . . . .  | 1949 | GALLONS        | 8,293,911  | 3,407,510  |
| MOONEYE, SMOKED . . . . .                                    | 1940 | POUNDS         | 5,000      | 600        |
| MULLET:  |      |                |            |            |
| SALTED . . . . .   | 1940 | DO             | 1,254,300  | 81,200     |
| ROE, SALTED . . . . .  | 1940 | DO             | 60,000     | 14,825     |
| OCEAN PERCH (ROSEFISH):                                      |      |                |            |            |
| FRESH FILLETS . . . . .                                      | 1949 | DO             | 639,061    | 138,956    |
| FROZEN FILLETS . . . . .                                     | 1949 | DO             | 72,553,477 | 15,195,718 |
| PADDLEFISH OR SPOONBILL CAT:                                 |      |                |            |            |
| SMOKED (U.S. EXCEPT MISSISSIPPI RIVER) . . . . .             | 1940 | DO             | 127,500    | 55,850     |
| SMOKED (MISSISSIPPI RIVER) . . . . .                         | 1931 | DO             | 20,000     | 5,000      |
| PILCHARD:  |      |                |            |            |
| CANNED . . . . .   | 1949 | STANDARD CASES | 3,768,212  | 21,334,825 |
| DRY, SALTED . . . . .  | 1940 | POUNDS         | 9,683      | 968        |
| MEAL . . . . .   | 1949 | TONS           | 39,278     | 6,219,717  |
| OIL . . . . .  | 1949 | GALLONS        | 6,123,140  | 2,872,532  |
| POLLOCK:   |      |                |            |            |
| FRESH FILLETS . . . . .                                      | 1949 | POUNDS         | 2,718,923  | 424,978    |
| FROZEN FILLETS . . . . .                                     | 1949 | DO             | 6,390,673  | 844,317    |
| SALTED:  |      |                |            |            |
| GREEN 2/ . . . . .   | 1940 | DO             | 184,772    | 5,665      |
| DRY, WHOLE . . . . .   | 1940 | DO             | 262,335    | 12,069     |
| SMOKED . . . . .   | 1940 | DO             | 40,000     | 960        |
| ROCKFISHES:  |      |                |            |            |
| FRESH FILLETS . . . . .                                      | 1949 | DO             | 3,148,194  | 443,895    |
| FROZEN FILLETS . . . . .                                     | 1949 | DO             | 2,163,665  | 356,981    |
| SABLEFISH:   |      |                |            |            |
| FROZEN FILLETS . . . . .                                     | 1949 | POUNDS         | 36,821     | 6,878      |
| FROZEN STEAKS . . . . .                                      | 1949 | DO             | 26,965     | 9,223      |
| SALTED (ALASKA) . . . . .                                    | 1949 | DO             | 65,867     | 9,130      |
| SALTED (UNITED STATES) . . . . .                             | 1940 | DO             | 58,090     | 3,281      |
| SMOKED (ALASKA) . . . . .                                    | 1949 | DO             | 5,458      | 1,364      |
| KIPPERED OR SMOKED (U.S. EXCEPT MISSISSIPPI RIVER) . . . . . | 1940 | DO             | 1,145,864  | 265,885    |
| KIPPERED OR SMOKED (MISSISSIPPI RIVER) . . . . .             | 1931 | DO             | 30,000     | 10,500     |

SEE FOOTNOTES AT END OF TABLE

(CONTINUED ON NEXT PAGE)

## MANUFACTURED FISHERY PRODUCTS - VARIOUS YEARS 1/ - Continued

| ITEM  | YEAR | UNIT           | QUANTITY  | VALUE       |
|---|------|----------------|-----------|-------------|
| SALMON:   |      |                |           |             |
| FROZEN STEAKS . . . . .                                       | 1949 | POUNDS         | 1,667,678 | \$703,725   |
| CANNED:   |      |                |           |             |
| CHINOOK OR KING . . . . .                                     | 1949 | STANDARD CASES | 207,868   | 5,796,265   |
| CHUM OR KETA . . . . .  | 1949 | DO             | 718,878   | 10,763,832  |
| PINK . . . . .  | 1949 | DO             | 3,236,317 | 51,753,924  |
| RED OR SOCKEYE . . . . .                                      | 1949 | DO             | 1,075,437 | 28,924,266  |
| SILVER OR COHO . . . . .                                      | 1949 | DO             | 277,495   | 5,948,419   |
| STEELHEAD . . . . .   | 1949 | DO             | 8,931     | 244,275     |
| TOTAL CANNED SALMON . . . . .                                 |      |                | 5,524,926 | 103,430,983 |
| SMOKED, CANNED . . . . .                                      | 1949 | DO             | 275       | 11,243      |
| EGGS FOR BAIT, CANNED . . . . .                               | 1949 | DO             | 10,719    | 275,744     |
| SALTED:   |      |                |           |             |
| HARD (ALASKA) . . . . .                                       | 1949 | POUNDS         | 278,725   | 88,582      |
| HARD (UNITED STATES) . . . . .                                | 1940 | DO             | 28,000    | 4,200       |
| MILD-CURED (ALASKA) . . . . .                                 | 1940 | DO             | 3,675,294 | 1,469,451   |
| MILD-CURED (UNITED STATES) . . . . .                          | 1940 | DO             | 4,290,510 | 886,341     |
| EGGS FOR CAVIAR . . . . .                                     | 1940 | DO             | 291,518   | 26,856      |
| BELLIES . . . . .   | 1940 | DO             | 7,600     | 520         |
| SMOKED:   |      |                |           |             |
| WHOLE AND FILLETS (ALASKA) . . . . .                          | 1949 | DO             | 16,396    | 9,091       |
| WHOLE (U.S. EXCEPT MISSISSIPPI RIVER) . . . . .               | 1940 | DO             | 8,113,086 | 2,770,902   |
| WHOLE (MISSISSIPPI RIVER) . . . . .                           | 1931 | DO             | 312,400   | 71,730      |
| KIPPERED (ALASKA) . . . . .                                   | 1949 | DO             | 11,511    | 9,108       |
| KIPPERED (UNITED STATES) . . . . .                            | 1940 | DO             | 2,543,104 | 721,048     |
| MEAL . . . . .  | 1949 | TONS           | 1,760     | 245,847     |
| OIL:  |      |                |           |             |
| EDIBLE . . . . .  | 1949 | GALLONS        | 14,652    | 25,716      |
| INDUSTRIAL . . . . .  | 1949 | DO             | 152,324   | 73,712      |
| SAUGER:   |      |                |           |             |
| FRESH FILLETS . . . . .                                       | 1949 | POUNDS         | 743,738   | 326,703     |
| FROZEN FILLETS . . . . .                                      | 1949 | DO             | 196,106   | 78,252      |
| SEA BASS:   |      |                |           |             |
| FRESH FILLETS . . . . .                                       | 1949 | DO             | 53,100    | 14,220      |
| FROZEN FILLETS . . . . .                                      | 1949 | DO             | 34,000    | 9,320       |
| FRESH STEAKS . . . . .  | 1949 | DO             | 28,000    | 8,320       |
| FRESH SPLIT "BUTTERFLY" . . . . .                             | 1949 | DO             | 21,000    | 5,665       |
| FROZEN SPLIT "BUTTERFLY" . . . . .                            | 1949 | DO             | 4,500     | 1,290       |
| DRY SALTED "BUTTERFLY" . . . . .                              | 1940 | DO             | 11,531    | 1,441       |
| SEA TROUT, GRAY:  |      |                |           |             |
| FRESH FILLETS . . . . .                                       | 1949 | DO             | 83,000    | 26,510      |
| FROZEN FILLETS . . . . .                                      | 1949 | DO             | 39,258    | 11,852      |
| FRESH SPLIT "BUTTERFLY" . . . . .                             | 1949 | DO             | 37,000    | 10,480      |
| FROZEN SPLIT "BUTTERFLY" . . . . .                            | 1949 | DO             | 11,000    | 3,180       |
| SALTED . . . . .  | 1940 | DO             | 3,000     | 649         |
| SHAD:   |      |                |           |             |
| CANNED . . . . .  | 1949 | STANDARD CASES | 13,835    | 106,194     |
| ROE, CANNED . . . . .   | 1949 | DO             | 4,434     | 273,323     |
| SMOKED . . . . .  | 1940 | POUNDS         | 127,400   | 25,344      |
| SHARK LIVER OIL . . . . .                                     | 1949 | GALLONS        | 444,647   | 4,707,231   |
| SHEEPSHEAD, SMOKED . . . . .                                  | 1940 | POUNDS         | 8,000     | 1,000       |
| SNAPPER, RED:   |      |                |           |             |
| FRESH FILLETS . . . . .                                       | 1949 | DO             | 13,400    | 8,510       |
| FROZEN FILLETS . . . . .                                      | 1949 | DO             | 7,300     | 4,645       |
| FRESH STEAKS . . . . .  | 1949 | DO             | 29,500    | 14,445      |
| FROZEN STEAKS . . . . .                                       | 1949 | DO             | 20,500    | 10,525      |
| SMOK, FRESH FILLETS . . . . .                                 | 1949 | DO             | 9,000     | 5,280       |
| SPANISH MACKEREL:   |      |                |           |             |
| FRESH FILLETS . . . . .                                       | 1949 | POUNDS         | 89,000    | 34,280      |
| FROZEN FILLETS . . . . .                                      | 1949 | DO             | 6,500     | 660         |
| SPOT, SALTED . . . . .  | 1940 | DO             | 159,400   | 9,580       |
| STURGEON:   |      |                |           |             |
| CANNED, SMOKED AND KIPPERED . . . . .                         | 1949 | STANDARD CASES | 363       | 20,319      |
| SMOKED AND KIPPERED (U.S. EXCEPT MISSISSIPPI RIVER) . . . . . | 1940 | POUNDS         | 530,588   | 410,599     |
| SMOKED AND KIPPERED (MISSISSIPPI RIVER) . . . . .             | 1931 | DO             | 183,300   | 46,595      |
| ROE, SALTED . . . . .   | 1940 | DO             | 60        | 20          |
| THIMBLE-EYED MACKEREL, SMOKED . . . . .                       | 1940 | DO             | 100       | 20          |
| TUNA AND TUNALIKE FISHES:                                     |      |                |           |             |
| CANNED:   |      |                |           |             |
| ALBACORE . . . . .  | 1949 | STANDARD CASES | 1,466,849 | 21,750,314  |
| YELLOWFIN . . . . .   | 1949 | DO             | 3,902,763 | 51,412,937  |
| BLUEFIN . . . . .   | 1949 | DO             | 76,877    | 999,642     |
| SKIPJACK (INCLUDES SOME LITTLE TUNA) . . . . .                | 1949 | DO             | 1,438,988 | 18,492,672  |
| BONITO . . . . .  | 1949 | DO             | 33,734    | 365,444     |
| YELLOWTAIL . . . . .  | 1949 | DO             | 126,133   | 1,305,084   |
| MISCELLANEOUS SPECIES OF TUNA . . . . .                       | 1949 | DO             | 76,334    | 804,280     |
| TONNO . . . . .   | 1949 | DO             | 168,642   | 2,579,943   |
| TOTAL CANNED TUNA AND TUNALIKE FISHES . . . . .               |      |                | 7,290,320 | 97,710,325  |

SEE FOOTNOTES AT END OF TABLE

(CONTINUED ON NEXT PAGE)



## MANUFACTURED FISHERY PRODUCTS - VARIOUS YEARS 1/ - Continued

| ITEM   | YEAR | UNIT           | QUANTITY   | VALUE      |
|--|------|----------------|------------|------------|
| TUNA AND TUNALIKE FISHES - CONTINUED:                |      |                |            |            |
| OIL, LIVER . . . . .                                 | 1949 | GALLONS        | 12,384     | \$645,515  |
| SALTED, DRY . . . . .                                | 1940 | POUNDS         | 140,828    | 17,513     |
| SMOKED OR KIPPERED . . . . .                         | 1940 | DO             | 1,518      | 339        |
| WHITE BASS, FRESH FILLETS . . . . .                  | 1949 | POUNDS         | 11,100     | 3,795      |
| WHITEFISH, COMMON:                                   |      |                |            |            |
| FRESH FILLETS . . . . .                              | 1949 | DO             | 167,755    | 80,526     |
| FROZEN FILLETS . . . . .                             | 1949 | DO             | 16,300     | 7,410      |
| CANNED CAVIAR . . . . .                              | 1949 | STANDARD CASES | 2,558      | 113,160    |
| SMOKED (U.S. EXCEPT MISSISSIPPI RIVER)               | 1940 | POUNDS         | 2,347,669  | 817,368    |
| SMOKED (MISSISSIPPI RIVER) . . . . .                 | 1931 | DO             | 275,000    | 52,200     |
| WHITEFISH, MENOMINEE, SMOKED . . . . .               | 1940 | DO             | 10,000     | 2,500      |
| WHITINGS:  |      |                |            |            |
| FRESH FILLETS . . . . .                              | 1949 | DO             | 51,500     | 7,710      |
| FROZEN FILLETS . . . . .                             | 1949 | DO             | 1,119,513  | 198,727    |
| FRESH SPLIT "BUTTERFLY" . . . . .                    | 1949 | DO             | 22,500     | 3,375      |
| FRESH SPLIT "BUTTERFLY" . . . . .                    | 1949 | DO             | 3,005,002  | 475,792    |
| TOTAL PACKAGED WHITING . . . . .                     |      |                | 4,199,515  | 685,604    |
| SMOKED . . . . .                                     | 1940 | DO             | 131,500    | 19,725     |
| WOLFFISH:  |      |                |            |            |
| FRESH FILLETS . . . . .                              | 1949 | DO             | 52,266     | 16,006     |
| FROZEN FILLETS . . . . .                             | 1949 | DO             | 258,968    | 76,166     |
| YELLOW PERCH:  |      |                |            |            |
| FRESH FILLETS . . . . .                              | 1949 | DO             | 361,582    | 177,929    |
| FROZEN FILLETS . . . . .                             | 1949 | DO             | 56,534     | 27,639     |
| YELLOW PIKE:   |      |                |            |            |
| FRESH FILLETS . . . . .                              | 1949 | DO             | 631,005    | 314,738    |
| FROZEN FILLETS . . . . .                             | 1949 | DO             | 61,619     | 31,135     |
| CRABS:   |      |                |            |            |
| BLUE, HARD:  |      |                |            |            |
| CANNED (INCLUDES ROCK CRABS) . . . . .               | 1949 | STANDARD CASES | 46,975     | 943,120    |
| FRESH COOKED MEAT . . . . .                          | 1940 | POUNDS         | 7,197,691  | 2,456,818  |
| MEAL AND SCRAP . . . . .                             | 1949 | TONS           | 6,906      | 431,106    |
| DUNGNESS:  |      |                |            |            |
| CANNED . . . . .                                     | 1949 | STANDARD CASES | 114,854    | 2,547,765  |
| FRESH-COOKED MEAT (ALASKA) . . . . .                 | 1949 | POUNDS         | 53,943     | 47,337     |
| FRESH-COOKED MEAT (UNITED STATES) . . . . .          | 1940 | DO             | 1,380,318  | 412,437    |
| FROZEN-COOKED MEAT (ALASKA) . . . . .                | 1949 | DO             | 39,510     | 19,755     |
| MEAL AND SCRAP . . . . .                             | 1949 | TONS           | 907        | 47,668     |
| KINGS:   |      |                |            |            |
| FRESH-COOKED MEAT (ALASKA) . . . . .                 | 1949 | POUNDS         | 34,500     | 37,950     |
| FROZEN-COOKED MEAT (ALASKA) . . . . .                | 1949 | DO             | 129,708    | 117,520    |
| ROCK, FRESH-COOKED MEAT . . . . .                    | 1940 | DO             | 295,694    | 107,881    |
| CANNED SPECIALTIES (BLUE AND DUNGNESS) . . . . .     | 1949 | STANDARD CASES | 4,469      | 92,974     |
| LOBSTERS:  |      |                |            |            |
| NORTHERN, FRESH-COOKED MEAT . . . . .                | 1940 | POUNDS         | 277,500    | 315,182    |
| SPINY, FRESH-COOKED MEAT . . . . .                   | 1940 | DO             | 49,000     | 16,400     |
| CANNED SPECIALTIES (NORTHERN AND SPINY) . . . . .    | 1949 | STANDARD CASES | 4,277      | 113,042    |
| SHRIMP:  |      |                |            |            |
| CANNED:  |      |                |            |            |
| REGULAR WET PACK . . . . .                           | 1949 | STANDARD CASES | 664,721    | 11,203,325 |
| SPECIALTIES . . . . .                                | 1949 | DO             | 4,066      | 121,105    |
| PACKAGED, FRESH AND FROZEN (ALASKA) . . . . .        | 1949 | POUNDS         | 517,585    | 470,468    |
| PACKAGED, FRESH AND FROZEN (UNITED STATES) . . . . . | 1940 | DO             | 15,620,399 | 2,302,921  |
| SUNDRIED . . . . .                                   | 1940 | DO             | 1,930,400  | 325,416    |
| MEAL OR BRAN . . . . .                               | 1949 | TONS           | 1,283      | 115,292    |
| ABALONE STEAKS . . . . .                             | 1940 | DO             | 333,991    | 126,716    |
| CLAMS:   |      |                |            |            |
| HARD:  |      |                |            |            |
| CANNED:  |      |                |            |            |
| WHOLE . . . . .                                      | 1949 | STANDARD CASES | 13,245     | 157,544    |
| MINCED . . . . .                                     | 1949 | DO             | 87,946     | 831,122    |
| CHOWDER . . . . .                                    | 1949 | DO             | 704,583    | 4,542,070  |
| JUICE, BROTH AND NECTAR . . . . .                    | 1949 | DO             | 14,111     | 40,154     |
| FRESH-SHUCKED (UNITED STATES) . . . . .              | 1940 | GALLONS        | 138,691    | 170,226    |
| FROZEN-SHUCKED (ALASKA) . . . . .                    | 1949 | POUNDS         | 2,016      | 504        |
| RAZOR:   |      |                |            |            |
| CANNED:  |      |                |            |            |
| WHOLE . . . . .                                      | 1949 | STANDARD CASES | 539        | 10,263     |
| MINCED . . . . .                                     | 1949 | DO             | 41,118     | 734,685    |
| FROZEN-SHUCKED (ALASKA) . . . . .                    | 1949 | POUNDS         | 300        | 150        |
| SOFT:  |      |                |            |            |
| CANNED:  |      |                |            |            |
| WHOLE AND MINCED . . . . .                           | 1949 | STANDARD CASES | 155,129    | 1,469,711  |
| CHOWDER, JUICE, BROTH AND NECTAR . . . . .           | 1949 | DO             | 169,389    | 993,469    |
| FRESH-SHUCKED . . . . .                              | 1940 | GALLONS        | 402,742    | 611,114    |
| SURE, FRESH-SHUCKED . . . . .                        | 1940 | DO             | 9,080      | 11,132     |
| MUSSELS, STEAMED, SHUCKED . . . . .                  | 1940 | POUNDS         | 901,978    | 187,354    |
| MUSSEL-SHELL PRODUCTS:                               |      |                |            |            |
| BUTTONS . . . . .                                    | 1949 | GROSS TONS     | 4,720,239  | 3,695,452  |
| LIME, GRIT AND CUT SHELLS . . . . .                  | 1949 | TONS           | 4,155      | 71,251     |

SEE FOOTNOTES AT END OF TABLE

(CONTINUED ON NEXT PAGE)

## MANUFACTURED FISHERY PRODUCTS - VARIOUS YEARS 1/ - Continued

| ITEM  | YEAR | UNIT           | QUANTITY    | VALUE       |
|---|------|----------------|-------------|-------------|
| OYSTERS:  |      |                |             |             |
| EASTERN:  |      |                |             |             |
| CANNED:   |      |                |             |             |
| NATURAL . . . . .   | 1949 | STANDARD CASES | 338,929     | \$4,758,394 |
| SOUP, STEW AND SMOKED . . . . .                                 | 1949 | DO             | 577         | 19,050      |
| FRESH-SHUCKED . . . . .   | 1940 | GALLONS        | 6,506,292   | 8,722,971   |
| SHELL PRODUCTS:   |      |                |             |             |
| CRUSHED SHELL FOR POULTRY FEED . . . . .                        | 1949 | TONS           | 298,792     | 2,126,802   |
| LIME, BURNED AND UNBURNED . . . . .                             | 1949 | DO             | 35,270      | 244,979     |
| PACIFIC:  |      |                |             |             |
| CANNED:   |      |                |             |             |
| NATURAL . . . . .   | 1949 | STANDARD CASES | 113,989     | 1,766,813   |
| SMOKED . . . . .  | 1949 | DO             | 1,977       | 176,396     |
| COCKTAILS, SPREAD AND STEW . . . . .                            | 1949 | DO             | 2,649       | 47,486      |
| FRESH-SHUCKED (ALASKA) . . . . .                                | 1949 | GALLONS        | 181         | 934         |
| FRESH-SHUCKED (UNITED STATES) . . . . .                         | 1940 | DO             | 478,402     | 599,661     |
| SHELL PRODUCTS (INCLUDES SMALL AMOUNTS OF CLAM SHELL):          |      |                |             |             |
| CRUSHED SHELL FOR POULTRY FEED . . . . .                        | 1949 | TONS           | 24,870      | 266,992     |
| LIME UNBURNED . . . . .   | 1949 | DO             | 3,096       | 23,479      |
| WESTERN OR NATIVE, FRESH-SHUCKED . . . . .                      | 1940 | GALLONS        | 28,167      | 215,786     |
| SCALLOPS, BAY, FRESH-SHUCKED . . . . .                          | 1940 |                | 23,088      | 65,369      |
| SQUID, CANNED . . . . .   | 1949 | STANDARD CASES | 85,999      | 341,232     |
| TERRAPIN AND TURTLE PRODUCTS:                                   |      |                |             |             |
| CANNED:   |      |                |             |             |
| MEAT . . . . .  | 1949 | STANDARD CASES | 946         | 25,164      |
| SOUP AND STEW . . . . .   | 1949 | DO             | 17,585      | 202,473     |
| MISCELLANEOUS:  |      |                |             |             |
| PACKAGED FISH, FRESH OR FROZEN 3/ . . . . .                     | 1949 | POUNDS         | 823,269     | 281,058     |
| CANNED:   |      |                |             |             |
| ANIMAL FOOD . . . . .   | 1949 | STANDARD CASES | 1,931,757   | 8,663,442   |
| FISH CAKES . . . . .  | 1949 | DO             | 144,080     | 1,690,494   |
| FISH FLAKES, GROUND FISH . . . . .                              | 1949 | DO             | 32,365      | 506,224     |
| ROE AND CAVIAR 4/ . . . . .                                     | 1949 | DO             | 24,642      | 557,778     |
| PASTES AND SPREADS 5/ . . . . .                                 | 1949 | DO             | 594         | 22,520      |
| SOUPS AND STEWS 6/ . . . . .                                    | 1949 | DO             | 13,790      | 173,435     |
| MISCELLANEOUS ITEMS 7/ . . . . .                                | 1949 | DO             | 14,872      | 322,359     |
| PICKLED TONGUES AND SOUNDS . . . . .                            | 1940 | POUNDS         | 17,900      | 1,613       |
| BUTTONS, MARINE PEARL-SHELL . . . . .                           | 1949 | GROSS          | 4,089,712   | 6,782,281   |
| FISH SOLUBLES . . . . .   | 1949 | POUNDS         | 103,342,712 | 5,144,111   |
| GLUE . . . . .  | 1949 | GALLONS        | 198,031     | 401,983     |
| MEAL:   |      |                |             |             |
| GROUND FISH ("WHITEFISH") INC. OCEAN PERCH (ROSEFISH) . . . . . | 1949 | TONS           | 31,425      | 5,221,652   |
| TUNA AND MACKEREL . . . . .                                     | 1949 | DO             | 19,139      | 3,073,742   |
| FUR SEAL . . . . .  | 1949 | TONS           | 347         | 55,627      |
| WHALE . . . . .   | 1949 | TONS           | 117         | 16,088      |
| MISCELLANEOUS MEAL AND SCRAP 8/ . . . . .                       | 1949 | DO             | 17,327      | 1,438,619   |
| OIL:  |      |                |             |             |
| BODY:   |      |                |             |             |
| TUNA AND MACKEREL . . . . .                                     | 1949 | GALLONS        | 597,935     | 265,736     |
| FUR SEAL . . . . .  | 1949 | GALLONS        | 49,253      | 20,592      |
| WHALE:  |      |                |             |             |
| SPERM . . . . .   | 1949 | GALLONS        | 47,000      | 38,500      |
| OTHER . . . . .   | 1949 | DO             | 27,950      | 13,975      |
| MISCELLANEOUS 9/ . . . . .                                      | 1949 | DO             | 831,961     | 406,952     |
| LIVER AND VISCERA 10/ . . . . .                                 | 1949 | DO             | 94,298      | 4,008,864   |
| OTHER BYPRODUCTS 11/ . . . . .                                  | 1949 | -              | -           | 6,697,046   |
| TOTAL . . . . .   |      |                | -           | 453,754,857 |
| SUMMARY, 1949   |      |                |             |             |
| PACKAGED PRODUCTS:  |      |                |             |             |
| FISH, FRESH OR FROZEN (FILLETS, STEAKS, ETC.) . . . . .         | 1949 | POUNDS         | 194,215,265 | 48,389,905  |
| SHELLFISH (ALASKA PRODUCTION) . . . . .                         | 1949 | DO             | 779,146     | 694,618     |
| CANNED FISH AND SHELLFISH PRODUCTS . . . . .                    | 1949 | DO             | 855,014,842 | 295,503,905 |
| CURED PRODUCTS:   |      |                |             |             |
| SALTED, DRIED, OR PICKLED (ALASKA PRODUCTION) . . . . .         | 1949 | DO             | 4,680,550   | 1,641,843   |
| SMOKED (ALASKA PRODUCTION) . . . . .                            | 1949 | DO             | 33,365      | 19,563      |
| BYPRODUCTS:   |      |                |             |             |
| MEAL AND SCRAP . . . . .  | 1949 | DO             | 474,360,000 | 35,652,142  |
| OIL . . . . .   | 1949 | DO             | 134,965,420 | 17,364,977  |
| SHELL PRODUCTS:   |      |                |             |             |
| LIME, POULTRY GRIT, AND CUT SHELLS . . . . .                    | 1949 | DO             | 732,366,000 | 2,733,503   |
| BUTTONS . . . . .   | 1949 | GROSS          | 8,809,951   | 10,478,733  |
| FISH SOLUBLES . . . . .   | 1949 | POUNDS         | 103,342,712 | 5,144,111   |
| OTHER . . . . .   | 1949 | -              | -           | 7,099,029   |
| TOTAL . . . . .   | 1949 |                | -           | 424,722,329 |

SEE FOOTNOTES AT END OF TABLE

(CONTINUED ON NEXT PAGE)

## MANUFACTURED FISHERY PRODUCTS - VARIOUS YEARS 1/ - Continued

| ITEM   | YEAR | UNIT   | QUANTITY   | VALUE        |
|--|------|--------|------------|--------------|
| <u>SUMMARY, 1940</u>                         |      |        |            |              |
| PACKAGED SHELLFISH, FRESH OR FROZEN. . . . . | 1940 | POUNDS | 94,349,263 | \$15,648,384 |
| CURED PRODUCTS:                              |      |        |            |              |
| SALTED, DRIED AND PICKLED. . . . .           | 1940 | DO     | 46,955,410 | 4,203,046    |
| SMOKED AND KIPPERED. . . . .                 | 1940 | DO     | 28,666,886 | 7,934,520    |
| TOTAL. . . . .                               | 1940 |        | -          | 28,785,950   |
| <u>SUMMARY, 1931</u>                         |      |        |            |              |
| SMOKED PRODUCTS. . . . .                     | 1931 | -      | 1,098,100  | 246,578      |
| GRAND TOTAL. . . . .                         |      |        | -          | 453,754,857  |

1/ DATA ON THE PRODUCTION OF THE DIFFERENT PRODUCTS ARE FOR THE YEARS INDICATED.

2/ THIS ITEM IS USUALLY AN INTERMEDIATE PRODUCT, AND ALTHOUGH INCLUDED IN THE TOTAL, MAY BE SHOWN IN ITS FINAL STAGE OF PROCESSING IN THIS OR ANOTHER SECTION.

3/ INCLUDES FRESH OR FROZEN FILLETS, STEAKS, OR "BUTTERFLY" OF BLUEFISH, CROAKER, DRUM, OCEAN POUT, PICKEREL, PORGY, SEA ROBIN, SHEEPSHEAD, SMELT, STRIPED BASS, STURGEON, SWORDFISH, TRIGGERFISH, AND UNCLASSIFIED SPECIES.

4/ INCLUDES CANNED ROE OF HERRING, MACKEREL, MENHADEN AND DEEP SEA FISH, AND CAVIAR FROM SALMON AND STURGEON ROE.

5/ INCLUDES CANNED PASTES AND SPREADS FROM ANCHOVIES, HERRING, HALIBUT AND SALMON.

6/ INCLUDES CANNED BOUILLABISSE, CRAWFISH BISQUE, CREOLE GUMBO, FISH CHOWDER, FROG LEGS NEWBURG, AND SHELLFISH NEWBURG.

7/ INCLUDES CANNED RED DRUM, HADDOCK, FINNAN HADDIE, MENHADEN, MULLET, BARBECUED SALMON, SALMON IN CHEESE SAUCE, SMOKED SHAD, KIPPERED SHAD, SWELLFISH, TUNAFISH FRANKFURTERS, CLAM CAKES AND LOAF, CONCHS, MUSSELS, AND SCALLOPS.

8/ INCLUDES THE PRODUCTION OF SCRAP AND MEAL FROM ANCHOVIES, HORSESHOE CRABS, SHARKS, SQUIDS, UNCLASSIFIED SPECIES, COD LIVER PRESS CAKE, AND FISH POMACE.

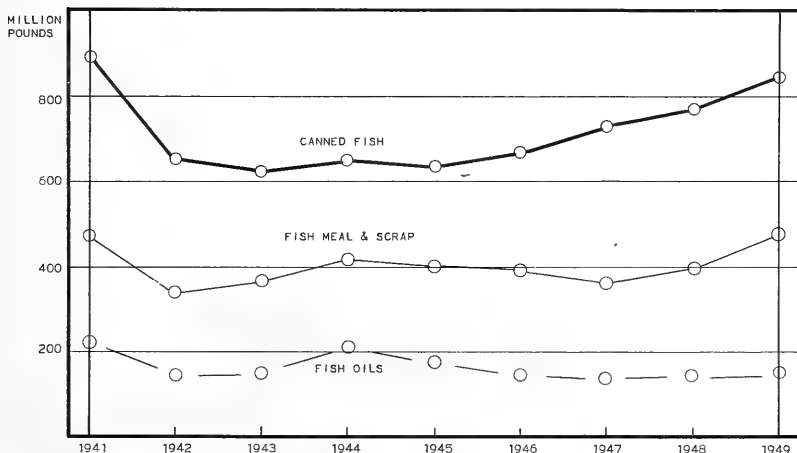
9/ INCLUDES THE PRODUCTION OF BODY OIL FROM ANCHOVIES, OCEAN PERCH (ROSEFISH), AND UNCLASSIFIED SPECIES.

10/ INCLUDES LIVER AND VISCERA OIL OF HALIBUT, LINGCOD, ROCKFISHES, SABLEFISH, SOLE, SWORDFISH, WHALE, AND UNCLASSIFIED SPECIES.

11/ INCLUDES THE PRODUCTION OF AGAR-AGAR, GLUE, KELP PRODUCTS, PEARL ESSENCE, ISINGLASS, IRISH MOSS, AND CRAB SHELLS.

NOTE:--SOME OF THE ABOVE PRODUCTS MAY HAVE BEEN MANUFACTURED FROM RAW PRODUCTS IMPORTED FROM ANOTHER COUNTRY; THEREFORE THEY CANNOT BE CORRELATED DIRECTLY WITH THE CATCH WITHIN THE UNITED STATES AND ALASKA. THE LIME AND POULTRY FEED MANUFACTURED FROM SHELL PRODUCTS WAS PRODUCED FROM OYSTER AND CLAM SHELLS WHICH ARE NOT INCLUDED IN THE CATCH STATISTICS FOR THESE SHELLFISH.

## PRODUCTION OF CERTAIN MANUFACTURED FISHERY PRODUCTS, 1941 - 1949



## CANNED FISHERY PRODUCTS AND BYPRODUCTS

Canned fishery products and byproducts valued at \$373,976,400 at the processor's level were produced in the United States and Alaska during 1949. This represented a decrease of 10 percent compared with the record year of 1948. The value of canned products decreased 12 percent while the value of the byproducts decreased only 2 percent.

The 1949 pack of canned salmon amounted to 5,524,916 standard cases (265,195,968 pounds), valued at \$103,430,980 to the canners. Compared with 1948, this was an increase of 15 percent in volume, but a decline of 14 percent in value. Although the pack was the second largest in the past six years, it was far less than the 1935-39 average of 7,163,985 cases. Despite the sharp decline in the price of canned salmon in 1949, the pack was the third most valuable in history. There were two outstanding reasons for the comparatively successful 1949 season. The first was the exceptionally good run of pink salmon in southeastern Alaska; and second, the good run of pinks in Puget Sound. If these two areas had not been so productive, 1949 would have been an unusually poor year for the salmon industry.

The pack of tuna and tunalike fishes, which amounted to 7,290,320 cases (141,700,593 pounds), valued at \$97,710,325, was 252,562 cases greater than the 1948 production. Although the 1949 pack of tuna established a new record for the fifth consecutive year, the canners received nearly 15 million dollars less for the pack than in the previous year. Two developments were responsible for this; first, there was a general decline in values of canned fish and this decline was accentuated in tuna by a record production; second, increased imports of canned tuna brought about increased competition. Production of tuna on the east coast, while minor compared with that of the west coast, was nearly 3 times that of the previous year. Although yellowfin continued to make up the bulk of the pack, the production of skipjack recorded a noticeable gain compared with the previous year.

The 1949 pack of California sardines (pilchards) amounted to 3,768,212 standard cases (169,569,540 pounds), valued at \$21,334,825. Compared with the previous year, this was an increase of 42 percent in volume, but a decline of 3 percent in value. While the 1949 pack was the second largest in history, it was 1,238,942 cases less than the record 1941 production, but with canning being the most profitable method of processing during 1949, a much greater portion of the catch was canned during 1949 than in previous years. Export markets furnished a good outlet for part of the 1949 pack of California sardines.

California led in the production of canned fishery products with a pack of 385,583,894 pounds, valued at \$119,497,465. Alaska was second with 211,646,994 pounds, valued at \$82,225,067. These areas accounted for 70 percent of the volume of the 1949 pack and 68 percent of its value.

The 1949 production of fishery byproducts in the United States and Alaska was valued at \$78,472,495 -- 2 percent less than in the previous year. The principal byproducts were marine-animal oils, 17,694,887 gallons, valued at \$17,364,977; marine-animal scrap and meal, 237,180 tons, valued at \$35,652,142; marine and fresh-water shell buttons, valued at \$10,478,733; and fish solubles, valued at \$5,144,111. Byproducts were produced in 314 plants in 24 states and Alaska in 1949.



MENHADEN REDUCTION PLANT

## SUMMARY OF PRODUCTION: BY COMMODITIES, 1949

| PRODUCT   | NUMBER OF PLANTS | STANDARD CASES | POUNDS PER CASE | POUNDS        | VALUE        |
|---|------------------|----------------|-----------------|---------------|--------------|
| <b>CANNED PRODUCTS:</b>                           |                  |                |                 |               |              |
| <b>SALMON:</b>                                    |                  |                |                 |               |              |
| UNITED STATES . . . . .                           | 48               | 1,133,325      | 48              | 54,399,600    | \$22,167,812 |
| ALASKA . . . . .                                  | 117              | 4,391,601      | 48              | 210,796,848   | 81,263,171   |
| TOTAL SALMON . . . . .                            | 165              | 5,524,926      |                 | 265,196,448   | 103,430,983  |
| <b>SARDINES:</b>                                  |                  |                |                 |               |              |
| MAINE . . . . .                                   | 51               | 3,074,523      | 20.3            | 62,412,817    | 21,051,675   |
| CALIFORNIA . . . . .                              | 49               | 3,768,212      | 45              | 169,569,540   | 21,334,825   |
| <b>TUNA AND TUNALIKE FISHES:</b>                  |                  |                |                 |               |              |
| <b>TUNA:</b>                                      |                  |                |                 |               |              |
| SOLID . . . . .                                   |                  | 3,432,195      | 21              | 72,076,095    | 51,505,272   |
| FLAKES AND GRATED . . . . .                       |                  | 3,698,258      | 18              | 66,568,644    | 44,534,525   |
| TOTAL TUNA . . . . .                              | 56               | 7,130,453      |                 | 138,644,739   | 96,039,797   |
| <b>TUNALIKE FISHES:</b>                           |                  |                |                 |               |              |
| SOLID . . . . .                                   |                  | 59,416         | 21              | 1,247,736     | 642,491      |
| FLAKES AND GRATED . . . . .                       |                  | 100,451        | 18              | 1,808,118     | 1,028,037    |
| TOTAL TUNALIKE FISHES . . . . .                   | 21               | 159,867        |                 | 3,055,854     | 1,670,528    |
| TOTAL TUNA AND TUNALIKE FISHES . . . . .          | 56               | 7,290,320      |                 | 141,700,593   | 97,710,325   |
| <b>ALEWIVES:</b>                                  |                  |                |                 |               |              |
| . . . . .   | 16               | 111,994        | 45              | 5,039,730     | 469,398      |
| ANCHOVIES . . . . .                               | 6                | 3,757          | 48              | 180,336       | 34,184       |
| MACKEREL (INCLUDING JACK MACKEREL) . . . . .      | 58               | 1,049,927      | 45              | 47,246,715    | 6,848,930    |
| SALMON, SMOKED . . . . .                          | 7                | 275            | 48              | 13,200        | 11,243       |
| SHAD . . . . .                                    | 9                | 13,835         | 45              | 622,575       | 106,194      |
| STURGEON, SMOKED . . . . .                        | 6                | 363            | 48              | 17,424        | 20,319       |
| FISH ANIMAL FOOD . . . . .                        | 17               | 1,931,757      | 48              | 92,724,336    | 8,663,442    |
| FISH CAKES . . . . .                              | 9                | 144,080        | 48              | 6,915,840     | 1,690,494    |
| FISH FLAKES, GROUND FISH . . . . .                | 4                | 32,365         | 42              | 1,359,300     | 506,224      |
| FISH PASTE AND SPREAD . . . . .                   | 3                | 586            | 48              | 28,128        | 22,068       |
| FISH MISCELLANEOUS . . . . .                      | 8                | 18,854         | 48              | 904,992       | 259,644      |
| ROE AND CAVIAR . . . . .                          | 53               | 86,459         | 48              | 4,150,032     | 1,969,998    |
| TOTAL FISH . . . . .                              |                  | 23,052,233     |                 | 798,082,036   | 264,129,966  |
| <b>CLAM PRODUCTS:</b>                             |                  |                |                 |               |              |
| WHOLE AND MINCED . . . . .                        | 38               | 297,977        | 15              | 1/ 4,469,655  | 3,203,325    |
| CHOWDER . . . . .                                 | 11               | 863,166        | 30              | 1/ 25,894,980 | 5,498,974    |
| JUICE, BROTH, AND NECTAR . . . . .                | 13               | 24,177         | 30              | 1/ 747,510    | 76,719       |
| TOTAL CLAM PRODUCTS . . . . .                     | 46               | 1,186,060      |                 | 31,112,145    | 8,779,018    |
| <b>CRAB MEAT, NATURAL:</b>                        |                  |                |                 |               |              |
| . . . . .   | 52               | 161,829        | 19.5            | 3,155,666     | 3,490,885    |
| <b>CRABS, MISCELLANEOUS PREPARATIONS:</b>         |                  |                |                 |               |              |
| . . . . .   | 14               | 4,469          | 48              | 214,512       | 92,974       |
| <b>LOBSTER SOUP, STEW, AND OTHER SPECIALTIES:</b> |                  |                |                 |               |              |
| . . . . .   | 3                | 4,277          | 48              | 205,296       | 113,042      |
| <b>OYSTERS:</b>                                   |                  |                |                 |               |              |
| NATURAL . . . . .                                 | 62               | 452,918        | 14              | 2/ 6,340,852  | 6,525,207    |
| SMOKED . . . . .                                  | 9                | 2,026          | 48              | 97,248        | 180,336      |
| SOUP, STEW, AND OTHER SPECIALTIES . . . . .       | 7                | 3,177          | 48              | 152,496       | 62,596       |
| <b>SHRIMP:</b>                                    |                  |                |                 |               |              |
| WET PACK . . . . .                                | 57               | 664,721        | 15              | 2/ 9,970,815  | 11,203,325   |
| MISCELLANEOUS SPECIALTIES . . . . .               | 16               | 4,066          | 48              | 195,168       | 121,105      |
| <b>SQUID . . . . .</b>                            |                  |                |                 |               |              |
| . . . . .   | 10               | 85,999         | 48              | 4,127,952     | 341,232      |
| <b>TERRAPIN AND TURTLE:</b>                       |                  |                |                 |               |              |
| MEAT . . . . .                                    | 3                | 946            | 48              | 45,408        | 25,164       |
| SOUP AND STEW . . . . .                           | 8                | 17,585         | 48              | 844,080       | 202,473      |
| MISCELLANEOUS SHELLFISH SPECIALTIES . . . . .     | 10               | 9,816          | 48              | 471,168       | 236,582      |
| TOTAL SHELLFISH . . . . .                         |                  | 2,597,889      |                 | 56,932,806    | 31,373,939   |
| TOTAL CANNED FISH AND SHELLFISH . . . . .         | 492              | 25,650,122     |                 | 855,014,842   | 295,503,905  |
| <b>BYPRODUCTS:</b>                                |                  |                |                 |               |              |
| MARINE-ANIMAL SCRAP AND MEAL . . . . .            | 222              |                | TONS            | 237,180       | \$35,652,142 |
| <b>MARINE-ANIMAL OILS:</b>                        |                  |                |                 |               |              |
| BODY OIL . . . . .                                | 144              |                | GALLONS         | 16,861,476    | 7,519,522    |
| LIVER AND VISCERA OIL . . . . .                   | 23               |                | DO              | 834,357       | 9,845,455    |
| OYSTER AND MARINE CLAM-SHELL PRODUCTS . . . . .   | 23               |                | TONS            | 362,028       | 2,662,252    |
| FRESH-WATER MUSSEL-SHELL PRODUCTS . . . . .       | 16               |                | -               | -             | 3,767,703    |
| MARINE PEARL-SHELL BUTTONS . . . . .              | 25               |                | GROSS GALLONS   | 4,089,712     | 6,782,281    |
| LIQUID GLUE . . . . .                             | 29               |                | POUNDS          | 198,031       | 401,983      |
| FISH SOLUBLES . . . . .                           | 5                |                | -               | 103,342,712   | 5,144,111    |
| MISCELLANEOUS BYPRODUCTS . . . . .                | 16               |                | -               | -             | 6,697,046    |
| TOTAL BYPRODUCTS . . . . .                        | 319              |                | -               | -             | 78,472,495   |
| GRAND TOTAL . . . . .                             | 3/ 739           |                | -               | -             | 373,766,400  |

NOTE: 1/ "CUT OUT" OR "DRAINED" WEIGHTS OF CAN CONTENTS ARE GIVEN FOR WHOLE OR MINCED CLAMS, AND THE GROSS CAN CONTENTS FOR OTHER CLAM PRODUCTS.  
 2/ DRAINED WEIGHT.  
 3/ EXCLUSIVE OF DUPLICATION.

NOTE:---LISTS OF CANNERS AND MANUFACTURERS OF FISHERY BYPRODUCTS BY INDIVIDUAL COMMODITIES MAY BE OBTAINED FROM THE FISH AND WILDLIFE SERVICE, WASHINGTON 25, D. C.

## SUMMARY OF PRODUCTION: BY STATES, 1949

| STATE  | CANNED      |              | BYPRODUCTS   | TOTAL        |
|--|-------------|--------------|--------------|--------------|
|  | POUNDS      | VALUE        | VALUE        | VALUE        |
| MAINE . . . . .                                    | 95,109,192  | \$26,680,616 | \$3,488,917  | \$30,169,533 |
| MASSACHUSETTS . . . . .                            | 35,807,848  | 4,965,276    | 7,376,235    | 12,341,511   |
| CONNECTICUT, RHODE ISLAND, NEW HAMPSHIRE . . . . . | 2,253,480   | 437,679      | 1/ 1,786,712 | 2,224,391    |
| NEW YORK . . . . .                                 | 5,055,159   | 1,573,139    | 4,081,491    | 5,654,630    |
| NEW JERSEY . . . . .                               | (2)         | (2)          | 2/ 8,958,989 | 8,958,989    |
| DELAWARE AND PENNSYLVANIA . . . . .                | (2)         | (2)          | 2/ 4,990,136 | 4,990,136    |
| MARYLAND . . . . .                                 | 5,700,884   | 1,109,487    | 1,896,420    | 3,005,907    |
| VIRGINIA . . . . .                                 | 3,763,662   | 706,578      | 3,300,586    | 4,007,164    |
| NORTH CAROLINA . . . . .                           | 647,336     | 397,912      | 3,896,130    | 4,294,042    |
| SOUTH CAROLINA . . . . .                           | 1,460,720   | 1,401,211    | 146,653      | 1,547,864    |
| GEORGIA . . . . .                                  | (2)         | (2)          | 2/ 401,400   | 401,400      |
| FLORIDA . . . . .                                  | (2)         | (2)          | 2/ 1,890,805 | 1,890,805    |
| ALABAMA . . . . .                                  | (2)         | (2)          | 2/ 702,571   | 702,571      |
| MISSISSIPPI . . . . .                              | 2,849,024   | 3,101,511    | 1,076,832    | 4,178,343    |
| LOUISIANA . . . . .                                | 10,465,646  | 11,270,778   | 4,853,704    | 15,124,482   |
| TEXAS . . . . .                                    | -           | -            | 1,370,875    | 1,370,875    |
| MINNESOTA . . . . .                                | -           | -            | 7,402        | 7,402        |
| IOWA . . . . .                                     | -           | -            | 3,376,985    | 3,376,985    |
| ARKANSAS, OHIO, WISCONSIN, MISSOURI . . . . .      | (2)         | (2)          | 2/ 173,030   | 173,030      |
| WASHINGTON . . . . .                               | 53,895,059  | 23,009,231   | 6,218,436    | 29,227,657   |
| OREGON . . . . .                                   | 20,001,025  | 13,683,517   | 356,321      | 14,039,838   |
| CALIFORNIA . . . . .                               | 385,583,894 | 119,497,465  | 21,713,110   | 141,210,575  |
| ALASKA . . . . .                                   | 211,646,994 | 82,225,067   | 1,253,193    | 83,478,260   |
| ACTUAL POUNDS AND VALUES . . . . .                 | 855,014,842 | 295,503,905  | 78,472,495   | 373,976,400  |

1/ VALUE OF BYPRODUCTS IS FOR CONNECTICUT.

2/ CANNED AND BYPRODUCTS COMBINED WHEN LESS THAN THREE FIRMS IN A STATE REPORT.

## FACTORS USED TO CONVERT STANDARD CASES TO POUNDS

| PRODUCT                                | PRIOR TO 1938   | 1938 AND 1940   | 1941            | 1942            | 1943            | 1944 TO 1947    | 1948 AND 1949   |
|--|-----------------|-----------------|-----------------|-----------------|-----------------|-----------------|-----------------|
|  | POUNDS PER CASE | POUNDS PER CASE | POUNDS PER CASE | POUNDS PER CASE | POUNDS PER CASE | POUNDS PER CASE | POUNDS PER CASE |
| SARDINES:                              |                 |                 |                 |                 |                 |                 |                 |
| MAINE . . . . .                        | 25              | 25              | 25              | 20.3            | 20.3            | 20.3            | 20.3            |
| CALIFORNIA . . . . .                   | 48              | 48              | 48              | 45              | 45              | 45              | 45              |
| TUNA AND TUNALIKE FISHES:              |                 |                 |                 |                 |                 |                 |                 |
| SOLID . . . . .                        | 24              | 24              | 21              | 22.5            | 22.5            | 21              | 21              |
| FLAKES . . . . .                       | 24              | 24              | 21              | 18              | 18              | 18              | 18              |
| MACKEREL . . . . .                     | 48              | 48              | 48              | 45              | 45              | 45              | 45              |
| ALEWIVES . . . . .                     | 48              | 48              | 48              | 48              | 45              | 45              | 45              |
| SHAD . . . . .                         | 48              | 48              | 48              | 48              | 48              | 45              | 45              |
| FISH FLAKES . . . . .                  | 48              | 48              | 48              | 48              | 48              | 42              | 42              |
| OYSTERS . . . . .                      | 15              | 15              | 15              | 15              | 22.5            | 22.5            | 15              |
| SHRIMP, WET PACK                       | 17.25           | 17.25           | 17.25           | 21              | 21              | 21              | 14              |
| CLAM PRODUCTS:                         |                 |                 |                 |                 |                 |                 |                 |
| WHOLE AND MINCED . . . . .             | 15              | 15              | 15              | 15              | 15              | 15              | 15              |
| JUICE, CHOWDER,<br>BROTH, ETC. . . . . | 30              | 30              | 30              | 30              | 30              | 30              | 30              |
| CRABS . . . . .                        | 48              | 39              | 39              | 39              | 39              | 39              | 19.5            |
| ALL OTHER . . . . .                    | 48              | 48              | 48              | 48              | 48              | 48              | 48              |

NOTE:--THE FACTORS LISTED ABOVE WERE USED IN CONVERTING THE STANDARD CASES REPORTED IN THE CANNED FISHERY PRODUCTS BULLETINS FOR THE YEARS INDICATED. THE CASES SHOWN FOR ALL YEARS LISTED IN THE HISTORICAL SECTION ON PAGE 17 REPRESENT THE SAME SIZED CASES REPORTED FOR 1949.

## PLANTS ENGAGED IN THE PRODUCTION OF CANNED FISHERY PRODUCTS AND BYPRODUCTS, 1949

| STATE                    | CANNED PRODUCTS | BYPRODUCTS | TOTAL PLANTS, EXCLUSIVE OF DUPLICATION | STATE                           | CANNED PRODUCTS | BYPRODUCTS | TOTAL PLANTS, EXCLUSIVE OF DUPLICATION |
|--------------------------|-----------------|------------|--|---------------------------------|-----------------|------------|--|
|                          | NUMBER          | NUMBER     | NUMBER                                 |                                 | NUMBER          | NUMBER     | NUMBER                                 |
| NEW ENGLAND:             |                 |            |  | S. ATLANTIC AND GULF - CONT'D.: |                 |            |  |
| MAINE . . . . .          | 61              | 19         | 73                                     | ALABAMA . . . . .               | 3               | 1          | 3                                      |
| MASSACHUSETTS . . . . .  | 14              | 14         | 27                                     | MISSISSIPPI . . . . .           | 20              | 4          | 24                                     |
| CONNECTICUT . . . . .    | 1               | 3          | 4                                      | LOUISIANA . . . . .             | 43              | 46         | 87                                     |
| RHODE ISLAND . . . . .   | 1               | -          | 1                                      | TEXAS . . . . .                 | -               | 5          | 5                                      |
| NEW HAMPSHIRE . . . . .  | 1               | -          | 1                                      | TOTAL . . . . .                 | 87              | 81         | 162                                    |
| TOTAL . . . . .          | 78              | 36         | 106                                    | GREAT LAKES AND MISS. RIVER:    |                 |            |  |
| MIDDLE ATLANTIC:         |                 |            |  | ARKANSAS . . . . .              | -               | 1          | 1                                      |
| NEW YORK . . . . .       | 10              | 8          | 18                                     | OHIO . . . . .                  | 1               | -          | 1                                      |
| NEW JERSEY . . . . .     | 1               | 20         | 21                                     | WISCONSIN . . . . .             | 1               | -          | 1                                      |
| DELAWARE . . . . .       | -               | 2          | 2                                      | MINNESOTA . . . . .             | -               | 4          | 4                                      |
| PENNSYLVANIA . . . . .   | 1               | 6          | 7                                      | IOWA . . . . .                  | -               | 1          | 1                                      |
| TOTAL . . . . .          | 12              | 36         | 48                                     | TOTAL . . . . .                 | 2               | 17         | 19                                     |
| CHESAPEAKE BAY:          |                 |            |  | PACIFIC COAST:                  |                 |            |  |
| MARYLAND . . . . .       | 12              | 9          | 19                                     | WASHINGTON . . . . .            | 69              | 12         | 80                                     |
| VIRGINIA . . . . .       | 14              | 15         | 27                                     | OREGON . . . . .                | 24              | 8          | 28                                     |
| TOTAL . . . . .          | 26              | 24         | 46                                     | CALIFORNIA . . . . .            | 65              | 94         | 112                                    |
| S. ATLANTIC & GULF:      |                 |            |  | TOTAL . . . . .                 | 158             | 114        | 220                                    |
| NORTH CAROLINA . . . . . | 12              | 15         | 25                                     | ALASKA . . . . .                | 129             | 11         | 138                                    |
| SOUTH CAROLINA . . . . . | 6               | 3          | 8                                      | GRAND TOTAL . . . . .           | 492             | 319        | 739                                    |
| GEORGIA . . . . .        | 2               | 1          | 3                                      |                                 |                 |            |  |
| FLORIDA . . . . .        | 1               | 6          | 7                                      |                                 |                 |            |  |

PACK OF CANNED SALMON: STANDARD CASFS, 1949

| SPECIES AND CAN SIZE     | ALASKA       |            |  |           |            |  |         |            |  |           |            |  | TOTAL |
|--------------------------|--------------|------------|--|-----------|------------|--|---------|------------|--|-----------|------------|--|-------|
|                          | SOUTHEASTERN |            |  | CENTRAL   |            |  | WESTERN |            |  | TOTAL     |            |  |       |
|                          | CASES        | VALUE      |  | CASES     | VALUE      |  | CASES   | VALUE      |  | CASES     | VALUE      |  |       |
| CHINOOK OR KING:         |              |            |  |           |            |  |         |            |  |           |            |  |       |
| 1-POUND TALL . . . . .   | 541          | \$11,776   |  | 24,859    | \$556,869  |  | 2,610   | \$57,438   |  | 28,010    | \$626,072  |  |       |
| 1-POUND FLAT . . . . .   | -            | 383        |  | 9,102     | 18,324     |  | -       | 18,516     |  | 827       | 18,516     |  |       |
| 1/2-POUND FLAT . . . . . | 474          | 11,964     |  | 9,776     | 283,609    |  | 10,920  | 318,302    |  | 21,170    | 613,875    |  |       |
| TOTAL . . . . .          | 1,015        | 23,740     |  | 35,018    | 849,659    |  | 13,974  | 385,064    |  | 50,007    | 1,258,463  |  |       |
| CHUM OR KETA:            |              |            |  |           |            |  |         |            |  |           |            |  |       |
| 1-POUND TALL . . . . .   | 239,998      | 3,528,758  |  | 200,614   | 2,990,972  |  | 35,473  | 549,518    |  | 476,085   | 7,069,248  |  |       |
| 1-POUND FLAT . . . . .   | -            | 270        |  | 5,705     | 5,705      |  | -       | 23,311     |  | 270       | 5,705      |  |       |
| 1/2-POUND FLAT . . . . . | 3,168        | 56,165     |  | 19,743    | 415,964    |  | 826     | 23,311     |  | 22,714    | 49,440     |  |       |
| 4-POUND . . . . .        | 17           | 238        |  | 117       | 1,795      |  | -       | -          |  | 134       | 1,993      |  |       |
| TOTAL . . . . .          | 243,183      | 3,585,161  |  | 219,744   | 3,414,396  |  | 36,299  | 572,829    |  | 499,226   | 7,572,365  |  |       |
| PINK:                    |              |            |  |           |            |  |         |            |  |           |            |  |       |
| 1-POUND TALL . . . . .   | 2,061,010    | 32,631,944 |  | 561,333   | 9,081,172  |  | -       | -          |  | 2,622,343 | 41,713,116 |  |       |
| 1-POUND FLAT . . . . .   | -            | 181        |  | 181       | 2,715      |  | -       | -          |  | 181       | 2,715      |  |       |
| 1/2-POUND FLAT . . . . . | 42,926       | 861,080    |  | 15,347    | 336,269    |  | -       | -          |  | 59,233    | 1,197,345  |  |       |
| 4-POUND . . . . .        | 46           | 736        |  | 467       | 7,792      |  | -       | -          |  | 533       | 8,528      |  |       |
| TOTAL . . . . .          | 2,103,982    | 33,493,760 |  | 578,348   | 9,427,948  |  | -       | -          |  | 2,682,330 | 42,921,709 |  |       |
| RED OR SOCKEYE:          |              |            |  |           |            |  |         |            |  |           |            |  |       |
| 1-POUND TALL . . . . .   | 15,294       | 381,069    |  | 274,544   | 6,821,956  |  | 494,606 | 12,623,947 |  | 784,444   | 19,826,961 |  |       |
| 1-POUND FLAT . . . . .   | -            | -          |  | 9,016     | 245,180    |  | 23,272  | 631,791    |  | 32,268    | 876,971    |  |       |
| 1/2-POUND FLAT . . . . . | 23,538       | 681,872    |  | 109,143   | 3,536,661  |  | 17,497  | 585,066    |  | 130,778   | 4,763,599  |  |       |
| 4-POUND . . . . .        | 720          | 17,280     |  | 6         | 196        |  | -       | -          |  | 768       | 17,456     |  |       |
| TOTAL . . . . .          | 39,552       | 1,080,210  |  | 392,709   | 10,603,953 |  | 535,375 | 13,820,804 |  | 967,636   | 25,504,967 |  |       |
| SILVER OR CONO:          |              |            |  |           |            |  |         |            |  |           |            |  |       |
| 1-POUND TALL . . . . .   | 105,121      | 2,148,678  |  | 55,654    | 1,123,719  |  | 4,429   | 89,373     |  | 165,204   | 3,361,770  |  |       |
| 1-POUND FLAT . . . . .   | -            | -          |  | 2,052     | 45,100     |  | -       | -          |  | 2,052     | 45,100     |  |       |
| 1/2-POUND FLAT . . . . . | 19,782       | 478,798    |  | 4,075     | 94,363     |  | 136     | 2,936      |  | 24,933    | 576,097    |  |       |
| 4-POUND . . . . .        | 16           | 240        |  | 1,087     | 21,740     |  | -       | -          |  | 1,103     | 21,980     |  |       |
| TOTAL . . . . .          | 124,919      | 2,627,716  |  | 62,868    | 1,284,922  |  | 4,565   | 92,309     |  | 192,352   | 4,004,947  |  |       |
| STEELHEAD:               |              |            |  |           |            |  |         |            |  |           |            |  |       |
| 1-POUND TALL . . . . .   | 50           | 700        |  | -         | -          |  | -       | -          |  | 50        | 700        |  |       |
| TOTAL . . . . .          | 50           | 700        |  | -         | -          |  | -       | -          |  | 50        | 700        |  |       |
| GRAND TOTAL . . . . .    | 2,512,701    | 40,811,287 |  | 1,288,687 | 25,580,878 |  | 590,213 | 14,871,006 |  | 4,391,901 | 81,263,171 |  |       |

PACK OF CANNED SALMON: STANDARD CASES, 1949 - Continued

| SPECIES AND CAN SIZE     | UNITED STATES |            |           |           |            |          |           |            |           |             | GRAND TOTAL,<br>UNITED STATES<br>AND ALASKA |  |
|--------------------------|---------------|------------|-----------|-----------|------------|----------|-----------|------------|-----------|-------------|---|--|
|                          | WASHINGTON    |            | OREGON    |           | CALIFORNIA |          | TOTAL     |            | CASES     | VALUE       |   |  |
|                          | CASES         | VALUE      | CASES     | VALUE     | CASES      | VALUE    | CASES     | VALUE      |           |             |   |  |
| CHINOOK OR KING:         |               |            |           |           |            |          |           |            |           |             |   |  |
| 1-POUND TALL . . . . .   | 15,496        | \$282,783  | 13,536    | \$237,638 | 1/ 1,113   | \$21,240 | 30,145    | \$541,661  | 58,155    | \$1,167,733 |   |  |
| 1-POUND FLAT . . . . .   | -             | -          | 2/ 4,511  | 127,018   | -          | -        | 4,511     | 127,018    | 5,338     | 145,634     |   |  |
| 1/2-POUND FLAT . . . . . | 18,366        | 469,246    | 3/ 98,322 | 3,145,798 | -          | -        | 116,688   | 3,615,044  | 137,858   | 4,226,919   |   |  |
| 1/4-POUND FLAT . . . . . | -             | -          | 6,489     | 253,513   | -          | -        | 6,489     | 253,513    | 6,489     | 253,513     |   |  |
| OTHER . . . . .          | 28            | 566        | -         | -         | -          | -        | 28        | 566        | 28        | 566         |   |  |
| TOTAL . . . . .          | 33,890        | 752,595    | 122,858   | 3,763,967 | 1,113      | 21,240   | 157,861   | 4,537,802  | 207,868   | 5,796,265   |   |  |
| CHUM OR KETA:            |               |            |           |           |            |          |           |            |           |             |   |  |
| 1-POUND TALL . . . . .   | 198,642       | 2,845,116  | 9,540     | 136,029   | -          | -        | 207,182   | 2,981,215  | 683,267   | 10,050,463  |   |  |
| 1-POUND FLAT . . . . .   | 8,910         | 158,320    | 2,257     | 31,692    | -          | -        | 11,167    | 190,012    | 33,904    | 685,452     |   |  |
| 1/2-POUND FLAT . . . . . | -             | -          | -         | -         | -          | -        | -         | -          | 134       | 1,993       |   |  |
| 4-POUND . . . . .        | 1,303         | 20,279     | -         | -         | -          | -        | 1,303     | 20,279     | 1,303     | 20,279      |   |  |
| OTHER . . . . .          | 208,855       | 3,023,655  | 10,797    | 167,791   | -          | -        | 219,652   | 3,191,446  | 718,878   | 10,763,832  |   |  |
| TOTAL . . . . .          | 447,995       | 6,838,088  | -         | -         | -          | -        | 447,995   | 6,838,088  | 3,070,338 | 48,551,204  |   |  |
| PINK:                    |               |            |           |           |            |          |           |            |           |             |   |  |
| 1-POUND TALL . . . . .   | 100,189       | 1,905,228  | -         | -         | -          | -        | 100,189   | 1,905,228  | 159,461   | 3,102,577   |   |  |
| 1/2-POUND FLAT . . . . . | 5,804         | 86,500     | -         | -         | -          | -        | 5,804     | 86,500     | 533       | 8,528       |   |  |
| 4-POUND FLAT . . . . .   | 553,987       | 8,832,216  | -         | -         | -          | -        | 553,987   | 8,832,216  | 5,804     | 88,900      |   |  |
| OTHER . . . . .          | -             | -          | -         | -         | -          | -        | -         | -          | -         | -           |   |  |
| TOTAL . . . . .          | 12,389        | 315,618    | -         | -         | -          | -        | 12,388    | 315,618    | 796,832   | 20,142,879  |   |  |
| RED OR SOCKEYE:          |               |            |           |           |            |          |           |            |           |             |   |  |
| 1-POUND TALL . . . . .   | 92,347        | 2,973,326  | 235       | 7,473     | -          | -        | 92,582    | 2,980,799  | 242,760   | 7,764,398   |   |  |
| 1/2-POUND FLAT . . . . . | 2,723         | 118,141    | 106       | 4,693     | -          | -        | 2,829     | 122,834    | 2,829     | 122,834     |   |  |
| 1/4-POUND FLAT . . . . . | -             | -          | -         | -         | -          | -        | -         | -          | 726       | 17,436      |   |  |
| 4-POUND . . . . .        | 2             | 50         | -         | -         | -          | -        | 2         | 50         | 2         | 50          |   |  |
| OTHER . . . . .          | 107,460       | 3,407,135  | 341       | 12,166    | -          | -        | 107,801   | 3,419,301  | 1,075,437 | 28,924,268  |   |  |
| TOTAL . . . . .          | 43,035        | 836,256    | 740       | 14,627    | -          | -        | 43,775    | 850,883    | 208,979   | 4,212,653   |   |  |
| SILVER OR COHO:          |               |            |           |           |            |          |           |            |           |             |   |  |
| 1-POUND TALL . . . . .   | 23,024        | 541,151    | 5,936     | 147,596   | -          | -        | 28,960    | 688,747    | 52,953    | 1,264,844   |   |  |
| 1/2-POUND FLAT . . . . . | 1,690         | 54,587     | 8,919     | 315,568   | -          | -        | 10,609    | 370,155    | 10,809    | 370,155     |   |  |
| 1/4-POUND FLAT . . . . . | -             | -          | -         | -         | -          | -        | -         | -          | 1,103     | 21,980      |   |  |
| 4-POUND . . . . .        | 1,599         | 33,687     | -         | -         | -          | -        | 1,599     | 33,687     | 1,599     | 33,687      |   |  |
| OTHER . . . . .          | 69,548        | 1,465,681  | 15,595    | 477,791   | -          | -        | 85,143    | 1,943,472  | 277,495   | 5,948,419   |   |  |
| TOTAL . . . . .          | -             | -          | 4/ 1,624  | 26,533    | -          | -        | 1,624     | 26,533     | 1,674     | 27,233      |   |  |
| STEELHEAD:               |               |            |           |           |            |          |           |            |           |             |   |  |
| 1-POUND TALL . . . . .   | -             | -          | 3/ 5,671  | 150,981   | -          | -        | 5,671     | 150,981    | 5,671     | 150,981     |   |  |
| 1/2-POUND FLAT . . . . . | -             | -          | 1,586     | 60,661    | -          | -        | 1,586     | 60,661     | 1,586     | 60,661      |   |  |
| 1/4-POUND FLAT . . . . . | -             | -          | 8,881     | 243,575   | -          | -        | 8,881     | 243,575    | 8,931     | 244,263     |   |  |
| TOTAL . . . . .          | 973,740       | 17,481,292 | 159,472   | 4,665,290 | 1,113      | 21,240   | 1,133,325 | 22,167,812 | 5,524,926 | 103,430,963 |   |  |
| GRAND TOTAL . . . . .    |               |            |           |           |            |          |           |            |           |             |   |  |

1/ INCLUDES A SMALL PACK OF 1/2-POUND FLATS.  
 2/ INCLUDES A SMALL PACK OF 1-POUND OVALS.  
 3/ INCLUDES A SMALL PACK OF 1-POUND FLATS.  
 NOTE:---STANDARD CASES REPRESENT THE VARIOUS SIZED CASES CONVERTED TO THE EQUIVALENT OF FORTY-EIGHT POUND CANS, EACH CONTAINING 16 OUNCES OF SALMON. SALMON WERE CANNED IN WASHINGTON, 11 IN OREGON, 3 IN CALIFORNIA, AND 117 IN ALASKA.



## SUPPLEMENTARY REVIEW OF THE PACIFIC COAST STATES SALMON PACK, 1949

## BY DISTRICTS - STANDARD CASES

| SPECIES                  | PUGET SOUND |            | COLUMBIA RIVER |             | COASTAL |          | TOTAL     |             |
|--------------------------|-------------|------------|----------------|-------------|---------|----------|-----------|-------------|
|                          | CASES       | VALUE      | CASES          | VALUE       | CASES   | VALUE    | CASES     | VALUE       |
| CHINOOK OR KING. . . . . | 21,622      | \$417,972  | 133,073        | \$4,055,146 | 3,166   | \$64,684 | 157,861   | \$4,537,802 |
| CHUM OR KETA . . . . .   | 199,225     | 2,887,121  | 10,797         | 167,791     | 9,630   | 136,534  | 219,652   | 3,191,446   |
| PINK . . . . .           | 553,987     | 8,832,216  | -              | -           | -       | -        | 553,987   | 8,832,216   |
| RED OR SOCKEYE . . . . . | 93,520      | 2,915,749  | 6,592          | 237,197     | 7,689   | 266,365  | 107,801   | 3,419,301   |
| SILVER OR COHO . . . . . | 63,516      | 1,342,829  | 16,466         | 496,362     | 5,161   | 104,081  | 85,143    | 1,943,472   |
| STEELHEAD. . . . .       | -           | -          | 8,831          | 243,575     | -       | -        | 8,831     | 243,575     |
| TOTAL . . . . .          | 931,870     | 16,395,887 | 175,809        | 5,200,261   | 25,646  | 571,664  | 1,133,325 | 22,167,812  |

## PACK OF MAINE SARDINES (INCLUDING SEA HERRING), 1949

| STYLE OF PACK                 | STANDARD CASES | VALUE      | CAN AND CASE SIZES   | ACTUAL CASES | VALUE        |
|-------------------------------|----------------|------------|--|--------------|--------------|
| NATURAL. . . . .              | 48,738         | \$105,000  | 3-1/4 OUNCES NET (100 CANS) . . . . .                            | 2,941,454    | \$20,624,895 |
| IN SOYBEAN OIL . . . . .      | -              | -          | 10 OUNCES NET (48 CANS) . . . . .                                | 20,164       | 139,211      |
| OTHER VEGETABLE OIL . . . . . | 2,760,926      | 19,199,855 | 15 OUNCES NET (48 CANS) . . . . .                                | 40,628       | 223,933      |
| IN MUSTARD SAUCE . . . . .    | 174,777        | 1,237,962  | OTHER SIZES (CONVERTED TO 3-1/4 OUNCES NET) (100 CANS) . . . . . | 13,281       | 63,636       |
| IN TOMATO SAUCE . . . . .     | 52,346         | 175,225    | TOTAL . . . . .  | 3,015,527    | 21,051,675   |
| IN OLIVE OIL . . . . .        | 22,072         | 209,423    |  |              |              |
| OTHER 1/ . . . . .            | 15,664         | 124,210    |  |              |              |
| TOTAL . . . . .               | 3,074,523      | 21,051,675 |  |              |              |

1/ INCLUDES SPECIAL PACKS OF SARDINES (INCLUDING SEA HERRING) SMOKED AND KIPPERED; SMOKED IN SOY OIL; SMOKED IN OLIVE OIL; AND FILLETS IN SOYA OIL.

NOTE:--"STANDARD CASES" REPRESENT THE VARIOUS SIZED CASES CONVERTED TO THE UNIFORM BASIS OF ONE HUNDRED 1/4 OIL CANS (3-1/4 OUNCES NET) TO THE CASE. SARDINES (INCLUDING SEA HERRING) WERE CANNED IN 47 PLANTS IN MAINE; 3 IN MASSACHUSETTS; AND 1 IN NEW HAMPSHIRE.

## PACK OF CALIFORNIA SARDINES (PILCHARDS), 1949

| STYLE OF PACK                           | STANDARD CASES | VALUE       | CAN AND CASE SIZES   | ACTUAL CASES | VALUE       |
|---|----------------|-------------|--|--------------|-------------|
| NATURAL, WITHOUT SAUCE OR OIL . . . . . | 1,525,280      | \$7,003,531 | 1-POUND CANS:  |              |             |
| IN TOMATO SAUCE . . . . .               | 1,986,444      | 12,743,787  | 15 OUNCES NET, TALL (48 CANS) . . . . .                      | 1,517,609    | \$6,263,540 |
| IN MUSTARD SAUCE . . . . .              | 217,915        | 1,156,589   | 15 OUNCES NET, OVAL (48 CANS) . . . . .                      | 1,653,346    | 9,908,371   |
| OTHER 1/ . . . . .                      | 38,573         | 430,918     | 1/2-POUND CANS:  |              |             |
| TOTAL . . . . .                         | 3,768,212      | 21,334,825  | 8 OUNCES NET, TALL (48 CANS) . . . . .                       | 294,866      | 1,088,997   |
|   |                |             | 8 OUNCES NET, OBLONG (48 CANS) . . . . .                     | 267,105      | 1,361,152   |
|   |                |             | 5 OUNCES NET (100 CANS) . . . . .                            | 420,258      | 2,477,216   |
|   |                |             | OTHER SIZES (CONVERTED TO 15 OUNCES NET) (48 CANS) . . . . . | 24,426       | 235,549     |
|   |                |             | TOTAL . . . . .  | 4,177,610    | 21,334,825  |

1/ INCLUDES SPECIAL PACKS OF SARDINES (PILCHARDS) IN SOYBEAN OIL; IN OLIVE OIL, AND IN OLIVE OIL AND TOMATO SAUCE; FILLETS WITHOUT SAUCE OR OIL AND FILLETS IN SOYBEAN OIL.

NOTE:--"STANDARD CASES" REPRESENT THE VARIOUS SIZED CASES CONVERTED TO THE UNIFORM BASIS OF FORTY-EIGHT 1-POUND OVAL CANS (15 OUNCES NET). SARDINES (PILCHARDS) WERE CANNED IN 49 PLANTS IN CALIFORNIA.

## PACK OF CANNED ALEWIVES: STANDARD CASES, 1949

| STATE              | CASES   | VALUE     |
|--------------------|---------|-----------|
| MARYLAND . . . . . | 67,828  | \$295,021 |
| VIRGINIA . . . . . | 44,166  | 174,377   |
| TOTAL . . . . .    | 111,994 | 469,398   |

NOTE:--"STANDARD CASES" REPRESENT THE VARIOUS SIZED CASES CONVERTED TO THE EQUIVALENT OF FORTY-EIGHT CANS OF 15 OUNCES EACH. PRACTICALLY THE ENTIRE PACK WAS CANNED IN 15 OUNCE CANS. ALEWIVES WERE CANNED IN 7 PLANTS IN MARYLAND AND 9 PLANTS IN VIRGINIA.

## GENERAL REVIEW

## PACK OF CANNED TUNA AND TUNALIKE FISHES: STANDARD CASES, 1949

| SPECIES  | CALIFORNIA   |               | WASHINGTON AND OREGON |             | MAINE, MASSACHUSETTS, AND MARYLAND |              | TOTAL        |               |
|--|--------------|---------------|-----------------------|-------------|------------------------------------|--------------|--------------|---------------|
|  | CASES        | VALUE         | CASES                 | VALUE       | CASES                              | VALUE        | CASES        | VALUE         |
| <b>TUNA:</b>                                   |              |               |                       |             |                                    |              |              |               |
| ALBACORE:                                      |              |               |                       |             |                                    |              |              |               |
| SOLID . . . . .                                | 749,418      | \$12,162,704  | 323,951               | \$5,198,781 | -                                  | -            | 1,073,369    | \$17,361,575  |
| FLAKES . . . . .                               | 273,539      | 3,305,618     | 119,941               | 1,080,121   | -                                  | -            | 393,480      | 4,388,739     |
| TOTAL . . . . .                                | 1,022,957    | 15,471,412    | 443,892               | 6,278,902   | -                                  | -            | 1,466,849    | 21,750,314    |
| YELLOWFIN:                                     |              |               |                       |             |                                    |              |              |               |
| SOLID . . . . .                                | 1,510,543    | 21,932,854    | 103,034               | 1,554,829   | -                                  | -            | 1,613,577    | 23,487,683    |
| FLAKES . . . . .                               | 2,243,363    | 27,341,076    | 45,823                | 584,178     | -                                  | -            | 2,289,186    | 27,925,254    |
| TOTAL . . . . .                                | 3,753,906    | 49,273,930    | 148,857               | 2,139,007   | -                                  | -            | 3,902,763    | 51,412,937    |
| BLUEFIN:                                       |              |               |                       |             |                                    |              |              |               |
| SOLID . . . . .                                | 36,331       | 497,934       | -                     | -           | -                                  | -            | 36,331       | 497,934       |
| FLAKES . . . . .                               | 40,546       | 501,708       | -                     | -           | -                                  | -            | 40,546       | 501,708       |
| TOTAL . . . . .                                | 76,877       | 999,642       | -                     | -           | -                                  | -            | 76,877       | 999,642       |
| SKIPJACK:                                      |              |               |                       |             |                                    |              |              |               |
| SOLID . . . . .                                | 1/ 481,159   | 1/ 6,841,594  | 26,814                | 416,083     | -                                  | -            | 1/ 507,973   | 1/ 7,257,677  |
| FLAKES . . . . .                               | 1/ 902,860   | 1/ 10,866,470 | 28,155                | 368,525     | -                                  | -            | 1/ 931,015   | 1/ 11,234,995 |
| TOTAL . . . . .                                | 1/ 1,384,019 | 1/ 17,708,064 | 54,969                | 784,608     | -                                  | -            | 1/ 1,438,988 | 1/ 18,492,672 |
| TONNO, SOLID . . . . .                         | 168,642      | 2,579,943     | -                     | -           | -                                  | -            | 168,642      | 2,579,943     |
| MISCELLANEOUS:                                 |              |               |                       |             |                                    |              |              |               |
| SOLID . . . . .                                | -            | -             | -                     | -           | 2/ 32,303                          | 2/ \$320,460 | 2/ 32,303    | 2/ 320,460    |
| FLAKES . . . . .                               | -            | -             | -                     | -           | 2/ 44,031                          | 2/ 483,829   | 2/ 44,031    | 2/ 483,829    |
| TOTAL . . . . .                                | -            | -             | -                     | -           | 2/ 76,334                          | 2/ 804,289   | 2/ 76,334    | 2/ 804,289    |
| TOTAL TUNA . . . . .                           | 6,406,401    | 86,032,991    | 647,718               | 9,202,517   | 76,334                             | 804,289      | 7,130,453    | 96,039,797    |
| <b>TUNALIKE FISHES:</b>                        |              |               |                       |             |                                    |              |              |               |
| BONITO:  |              |               |                       |             |                                    |              |              |               |
| SOLID . . . . .                                | 21,698       | 235,107       | -                     | -           | -                                  | -            | 21,698       | 235,107       |
| FLAKES . . . . .                               | 12,036       | 130,337       | -                     | -           | -                                  | -            | 12,036       | 130,337       |
| TOTAL . . . . .                                | 33,734       | 365,444       | -                     | -           | -                                  | -            | 33,734       | 365,444       |
| YELLOWTAIL:                                    |              |               |                       |             |                                    |              |              |               |
| SOLID . . . . .                                | 37,718       | 407,384       | -                     | -           | -                                  | -            | 37,718       | 407,384       |
| FLAKES . . . . .                               | 85,415       | 897,700       | -                     | -           | -                                  | -            | 88,415       | 897,700       |
| TOTAL . . . . .                                | 123,133      | 1,305,084     | -                     | -           | -                                  | -            | 126,133      | 1,305,084     |
| TOTAL TUNALIKE FISHES . . . . .                | 159,867      | 1,670,528     | -                     | -           | -                                  | -            | 159,867      | 1,670,528     |
| GRAND TOTAL TUNA AND TUNALIKE FISHES . . . . . | 6,566,268    | 87,703,519    | 647,718               | 9,202,517   | 76,334                             | 804,289      | 7,290,320    | 97,710,325    |

1/ INCLUDES A SMALL PRODUCTION OF LITTLE TUNA.  
2/ INCLUDES PACKS OF LITTLE, BLUEFIN, AND YELLOWFIN TUNA.

NOTE:--"STANDARD CASES" REPRESENT THE VARIOUS SIZED CASES CONVERTED TO THE EQUIVALENT OF FORTY-EIGHT NO. 1/2 TUNA CANS TO THE CASE, EACH CONTAINING 7 OUNCES NET WEIGHT OF SOLID MEAT OR 6 OUNCES NET WEIGHT OF FLAKES OR GRATED. THE TOTAL PACK IN WASHINGTON AMOUNTED TO 71,422 CASES OF SOLID PACK, VALUED AT \$1,082,063 AND 36,332 CASES OF FLAKES, VALUED AT \$332,225; WHILE THAT IN OREGON TOTALLED 382,377 CASES OF SOLID PACK, VALUED AT \$6,097,630 AND 157,587 CASES OF FLAKES, VALUED AT \$1,700,599. TUNA AND TUNALIKE FISHES WERE CANNED IN 51 PLANTS IN CALIFORNIA, 9 IN WASHINGTON, 10 IN OREGON, IN 2 PLANTS EACH IN MAINE, MASSACHUSETTS, AND MARYLAND.

## SUPPLEMENTARY REVIEW OF THE PACK OF TUNA AND TUNALIKE FISHES BY CAN SIZES, 1949

| CAN AND CASE SIZES                      | ACTUAL CASES | VALUE      |
|---|--------------|------------|
| 4 POUNDS . . . . .                      | (6 CANS)     | 10,190     |
| 1-POUND FLATS . . . . .                 | (48 CANS)    | 88,891     |
| 1/2-POUND FLATS . . . . .               | (48 CANS)    | 6,863,959  |
| 1/4-POUND . . . . .                     | (48 CANS)    | 316,743    |
| MISCELLANEOUS, STANDARD CASES . . . . . | (48 CANS)    | 63,906     |
| TOTAL . . . . .                         |              | 7,343,689  |
|   |              | 97,710,325 |

PACK OF CANNED MACKEREL, 1949 <sup>1/</sup>

| STATE                   | STANDARD CASES | VALUE     | CAN AND CASE SIZES                                  | ACTUAL CASES | VALUE       |
|-------------------------|----------------|-----------|---|--------------|-------------|
| MAINE . . . . .         | 19,021         | \$127,420 | 15 OUNCES NET, TALL (48 CANS) . . . . .             | 962,688      | \$6,187,087 |
| MASSACHUSETTS . . . . . | 95,142         | 815,625   | 15 OUNCES NET, OVAL (48 CANS) . . . . .             | 17,971       | 105,251     |
| MARYLAND . . . . .      | 18,954         | 139,470   | 15 OUNCES NET (24 CANS) . . . . .                   | 45,455       | 161,065     |
|                         |                |           | + 4 OUNCES NET (24 CANS) . . . . .                  | 73,831       | 282,241     |
| TOTAL . . . . .         | 133,117        | 1,082,515 | OTHER SIZES (CONVERTED TO STANDARD CASES) . . . . . | 12,087       | 112,265     |
| CALIFORNIA . . . . .    | 916,810        | 5,766,415 |   |              |             |
| GRAND TOTAL . . . . .   | 1,049,927      | 6,848,930 | TOTAL . . . . .                                     | 1,112,032    | 6,848,930   |

<sup>1/</sup> INCLUDES THE PACK OF JACK MACKEREL IN CALIFORNIA.

NOTE:--"STANDARD CASES" REPRESENT THE VARIOUS SIZED CASES CONVERTED TO THE EQUIVALENT OF FORTY-EIGHT 1-POUND CANS TO THE CASE, EACH CAN CONTAINING 15 OUNCES OF FISH. MACKEREL WERE CANNED IN 41 PLANTS IN CALIFORNIA, 7 IN MAINE, 6 IN MASSACHUSETTS, AND 4 IN MARYLAND.

## PACK OF CANNED SHAD, 1949

| STATE   | STANDARD CASES | VALUE    | CAN AND CASE SIZE  | ACTUAL CASES | VALUE    |
|---|----------------|----------|--|--------------|----------|
| MARYLAND <sup>1/</sup> . . . . .                | 851            | \$10,000 | 15 OUNCES NET (48 CANS) . . . . .                          | 13,331       | \$98,090 |
| WASHINGTON, OREGON,<br>AND CALIFORNIA . . . . . | 12,984         | 96,194   | OTHER SIZES CONVERTED TO 15 OUNCES NET (48 CANS) . . . . . | 504          | 8,104    |
| TOTAL . . . . .                                 | 13,835         | 106,194  | TOTAL . . . . .  | 13,835       | 106,194  |

<sup>1/</sup> THE PRODUCTION IN MARYLAND WAS PRINCIPALLY FILLETS.

NOTE:--"STANDARD CASES" REPRESENT THE VARIOUS SIZED CASES CONVERTED TO THE UNIFORM BASIS OF FORTY-EIGHT NO. 1 TALL CANS TO THE CASE, EACH CAN CONTAINING 15 OUNCES OF FISH. SHAD WERE CANNED IN 5 PLANTS IN OREGON, 2 IN MARYLAND, AND 1 PLANT EACH IN WASHINGTON AND CALIFORNIA.

## PACK OF CANNED GROUND FISH FLAKES, 1949

| STATES                            |  |  | STANDARD CASES | VALUE     |
|-----------------------------------|--|--|----------------|-----------|
| MAINE AND MASSACHUSETTS . . . . . |  |  | 32,365         | \$506,224 |

NOTE:--"STANDARD CASES" REPRESENT THE VARIOUS SIZED CASES CONVERTED TO THE EQUIVALENT OF FORTY-EIGHT CANS TO THE CASE, EACH CAN CONTAINING 14 OUNCES OF FISH. GROUND FISH FLAKES WERE CANNED IN 2 PLANTS EACH IN MAINE AND MASSACHUSETTS.

## PACK OF CANNED ANIMAL FOOD FROM FISHERY PRODUCTS, 1949

| STATE   | STANDARD CASES | VALUE       | CAN AND CASE SIZE  | ACTUAL CASES | VALUE       |
|---|----------------|-------------|--|--------------|-------------|
| MAINE AND NEW YORK . . . . .                    | 537,188        | \$2,673,800 | 8 OUNCES NET (48 CANS) . . . . .                           | 1,824,590    | \$4,760,483 |
| MASSACHUSETTS . . . . .                         | 464,931        | 1,660,883   | 16 OUNCES NET (48 CANS) . . . . .                          | 1,000,662    | 3,816,495   |
| VIRGINIA, MARYLAND,<br>AND WASHINGTON . . . . . | 33,074         | 106,009     | OTHER SIZES CONVERTED TO 16 OUNCES NET (48 CANS) . . . . . | 18,805       | 86,464      |
| CALIFORNIA . . . . .                            | 896,489        | 4,222,300   |  |              |             |
| ALASKA . . . . .                                | 75             | 450         |  |              |             |
| TOTAL . . . . .                                 | 1,931,757      | 8,663,442   | TOTAL . . . . .  | 2,844,047    | 8,663,442   |

NOTE:--"STANDARD CASES" REPRESENT THE VARIOUS SIZED CASES CONVERTED TO THE EQUIVALENT OF FORTY-EIGHT CANS, EACH CONTAINING 16 OUNCES. ANIMAL FOOD WAS CANNED IN 6 PLANTS IN MASSACHUSETTS, 4 IN CALIFORNIA, 2 IN MAINE, AND 1 PLANT EACH IN NEW YORK, MARYLAND, VIRGINIA, WASHINGTON, AND ALASKA.

**GENERAL REVIEW**  
**PACK OF CANNED FISH ROE AND CAVIAR, 1949**

| PRODUCT AND NUMBER OF PLANTS                             | STANDARD CASES | VALUE     | STATES OF PRODUCTION AND NUMBER OF PLANTS                              |
|--|----------------|-----------|--|
| <b>ROE:</b>  |                |           |  |
| ALEWIFE (30) . . . . .                                   | 44,106         | \$749,993 | MARYLAND 7, VIRGINIA 14, NORTH CAROLINA 9.                             |
| DEEP SEA (3) . . . . .                                   | 19,896         | 207,780   | MASSACHUSETTS 3.   |
| SHAD (11) . . . . .                                      | 4,434          | 273,323   | MARYLAND 1, NORTH CAROLINA 1, WASHINGTON 2,<br>OREGON 5; CALIFORNIA 2. |
| HERRING (1), HACKEREL (2), MENHADEN (1)                  | 2,311          | 35,930    | CONNECTICUT 1, MASSACHUSETTS 1, MARYLAND 1,<br>NORTH CAROLINA 1.       |
| <b>CAVIAR:</b>   |                |           |  |
| SALMON (2), STURGEON (1), AND<br>WHITEFISH (3) . . . . . | 4,993          | 427,328   | NEW YORK 3, WISCONSIN 1.   |
| TOTAL EDIBLE ROE AND CAVIAR (48) . . . . .               | 75,740         | 1,664,254 |  |
| SALMON EGGS FOR BAIT (5) . . . . .                       | 10,719         | 275,744   | WASHINGTON 5.  |
| GRAND TOTAL (53) . . . . .                               | 85,459         | 1,969,998 |  |

NOTE:--"STANDARD CASES" REPRESENT THE VARIOUS SIZED CASES CONVERTED TO THE EQUIVALENT OF FORTY-EIGHT CANS, EACH CAN CONTAINING 16 OUNCES OF ROE.

**SUPPLEMENTARY REVIEW OF PACK OF CANNED FISH ROE AND CAVIAR: BY STATES, 1949**

| STATE                   | NUMBER OF PLANTS<br>(EXCLUSIVE OF<br>DUPLICATION) | STANDARD<br>CASES | VALUE     | STATE<br>- CONTINUED  | NUMBER OF PLANTS<br>(EXCLUSIVE OF<br>DUPLICATION) | STANDARD<br>CASES | VALUE     |
|-------------------------|---|-------------------|-----------|-----------------------|---|-------------------|-----------|
| MASSACHUSETTS . . . . . | 4   | 21,066            | \$223,577 | N. CAROLINA . . . . . | 9   | 7,696             | \$176,400 |
| CONNECTICUT . . . . .   | 1   |                   |           | N. CAROLINA . . . . . | 1   |                   |           |
| NEW YORK . . . . .      | 3   | 3,973             | 371,967   | WASHINGTON . . . . .  | 7   | 10,847            | 283,544   |
| MARYLAND . . . . .      | 7   | 10,673            | 172,707   | OREGON . . . . .      | 2   | 3,445             | 235,763   |
| VIRGINIA . . . . .      | 14  | 26,759            | 506,040   | CALIFORNIA . . . . .  | 2   |                   |           |
|                         |   |                   |           | TOTAL . . . . .       | 53  | 86,459            | 1,969,998 |

**PACK OF MISCELLANEOUS CANNED FISHERY PRODUCTS, 1949**

| PRODUCT   | STANDARD<br>CASES | VALUE     | LOCATION AND NUMBER OF PLANTS  |
|---|-------------------|-----------|--|
| <b>FISH:</b>  |                   |           |  |
| ANCHOVIES (NATURAL, SOYBEAN OIL, OLIVE<br>OIL, AND TOMATO SAUCE) . . . . .  | 3,757             | \$34,184  | WASHINGTON 1, CALIFORNIA 5.  |
| FISH CAKES . . . . .  | 144,080           | 1,690,494 | MAINE 4, MASSACHUSETTS 2, NEW YORK 1, VIRGINIA 1,<br>CALIFORNIA 1.                 |
| <b>FISH, SMOKED OR KIPPERED:</b>  |                   |           |  |
| SALMON . . . . .  | 275               | 11,243    | MASSACHUSETTS 1, WASHINGTON 1, OREGON 3, ALASKA 2.                                 |
| STURGEON . . . . .  | 363               | 20,319    | WASHINGTON 3, OREGON 3.  |
| MISCELLANEOUS (HADDOCK, HALIBUT PASTE<br>AND SHAD) . . . . .  | 327               | 10,193    | MASSACHUSETTS 1, WASHINGTON 1, OREGON 1.   |
| FISH PASTE AND SPREAD (ANGHOVY,<br>HERRING, AND SALMON) . . . . .   | 586               | 22,088    | MASSACHUSETTS 1, MARYLAND 1, NEW YORK 1.   |
| <b>FISH SPECIALTIES (FISH CHOWDER,<br/>BARBECUED SALMON, SALMON AND CHEESE<br/>AND TUNA FRANKFURTERS) . . . . .</b>   | 14,441            | 201,037   | MAINE 1, MASSACHUSETTS 3, ALASKA 1.  |
| MISCELLANEOUS (HADDOCK, MENHADEN,<br>MULLET, RED DROMEDARY, AND SWELLFISH) . . . . .  | 4,086             | 48,414    | MASSACHUSETTS 1, MARYLAND 2, NORTH CAROLINA 1,<br>CALIFORNIA 1.                    |
| <b>SHELLFISH:</b>   |                   |           |  |
| <b>CRAB SPECIALTIES:</b>  |                   |           |  |
| COCKTAILS . . . . .   | 544               | 16,317    | OREGON 3, WASHINGTON 4.  |
| DEVILED, SOFT-SHELL, SMOKED, IN SAUCE,<br>SOUPS, AND STEWS . . . . .  | 3,925             | 76,657    | NEW YORK 1, N. CAROLINA 1, S. CAROLINA 1,<br>ALABAMA 1, LOUISIANA 2, WASHINGTON 1. |
| <b>LOBSTER SOUP AND STEW, AND LOBSTER<br/>THERIDOR . . . . .</b>  | 4,277             | 113,042   | MAINE 1, NEW YORK 1, LOUISIANA 1.  |
| <b>OYSTER SPECIALTIES:</b>  |                   |           |  |
| SMOKED OYSTERS . . . . .  | 2,026             | 180,336   | LOUISIANA 1, WASHINGTON 8.   |
| SOUP AND STEW . . . . .   | 3,061             | 56,514    | NEW YORK 1, ALABAMA 1, LOUISIANA 2, WASHINGTON 2.                                  |
| MISCELLANEOUS (COCKTAILS, DEVILED,<br>PASTE, AND SPREAD) . . . . .  | 116               | 6,082     | LOUISIANA 1, WASHINGTON 6.   |
| <b>SHRIMP SPECIALTIES:</b>  |                   |           |  |
| CAKES, SMOKED, COCKTAILS, DEVILED,<br>AND PASTE . . . . .   | 1,521             | 41,371    | S. CAROLINA 1, MISSISSIPPI 1, LOUISIANA 3,<br>WASHINGTON 3, OREGON 3.              |
| SHRIMP IN SAUCES, SOUPS, AND STEWS . . . . .  | 2,545             | 79,734    | NEW YORK 1, ALABAMA 1, S. CAROLINA 1,<br>LOUISIANA 4.                              |
| <b>SQUID . . . . .</b>  | 85,999            | 341,232   | CALIFORNIA 10.   |
| <b>TERRAPIN AND TURTLE PRODUCTS:</b>  |                   |           |  |
| MEAT . . . . .  | 946               | 25,164    | NEW YORK 1, GEORGIA 1, FLORIDA 1.  |
| SOUP AND STEW . . . . .   | 17,585            | 202,473   | NEW YORK 1, OHIO 1, GEORGIA 1, FLORIDA 1,<br>LOUISIANA 4.                          |
| <b>MISCELLANEOUS SHELLFISH (CONCHS AND<br/>MUSSELS) . . . . .</b>   | 3,230             | 47,098    | MAINE 2, NEW YORK 1.   |
| <b>MISCELLANEOUS SHELLFISH SPECIALTIES<br/>(CLAM CAKES AND CLAM LOAF, FROG LEGS<br/>NEWBERG, SCALLOPS NATURAL AND IN<br/>SAUCE, CRAWFISH BISQUE, AND MISCEL-<br/>LANEOUS SHELLFISH STEWS) . . . . .</b> | 6,586             | 189,484   | MAINE 1, MASSACHUSETTS 2, NEW YORK 1, LOUISIANA 3.                                 |
| TOTAL . . . . .   | 300,276           | 3,413,476 |  |

NOTE:--"STANDARD CASES" REPRESENT THE VARIOUS SIZED CASES CONVERTED TO THE EQUIVALENT OF 48 CANS, EACH CONTAINING 16 OUNCES NET WEIGHT.

## PACK OF CANNED CLAMS AND CLAM PRODUCTS, 1949

| SPECIES, STATE, AND NUMBER OF PLANTS   | STANDARD CASES   |             |                                     |           |           |             |
|--|------------------|-------------|-------------------------------------|-----------|-----------|-------------|
|  | WHOLE AND MINCED |             | CHOWDER, JUICE,<br>BROTH AND NECTAR |           | TOTAL     |             |
|  | CASES            | VALUE       | CASES                               | VALUE     | CASES     | VALUE       |
| SOFT CLAMS,<br>MAINE (12) . . . . .  | 155,129          | \$1,469,711 | 169,389                             | \$993,469 | 324,518   | \$2,463,180 |
| RAZOR CLAMS:<br>WASHINGTON (4) AND OREGON (1) . . . . .  | 3,847            | 75,619      | -                                   | -         | 3,847     | 75,619      |
| ALASKA (13) . . . . .  | 37,810           | 669,329     | -                                   | -         | 37,810    | 669,329     |
| TOTAL RAZOR CLAMS . . . . .  | 41,657           | 744,948     | -                                   | -         | 41,657    | 744,948     |
| HARD CLAMS: 1/<br>RHODE ISLAND (1), NEW JERSEY (1),<br>PENNSYLVANIA (1), AND MARYLAND (2).<br>NEW YORK (5) . . . . . | -                | -           | 699,719                             | 4,520,981 | 699,719   | 4,520,981   |
| WASHINGTON (4) AND CALIFORNIA (1) . . . . .  | 74,027           | 684,798     | 14,775                              | 45,190    | 88,802    | 729,988     |
| ALASKA (3) . . . . .   | 26,943           | 300,883     | 4,088                               | 15,753    | 31,031    | 316,636     |
|  | 221              | 2,985       | 112                                 | 300       | 333       | 3,285       |
| TOTAL HARD CLAMS . . . . .   | 101,191          | 988,666     | 718,694                             | 4,582,224 | 819,885   | 5,570,890   |
| GRAND TOTAL (46) . . . . .   | 297,977          | 3,203,325   | 888,083                             | 5,575,693 | 1,186,060 | 8,779,018   |
| CAN CONTENTS AND NUMBER OF CANS TO CASE  | ACTUAL CASES     |             |                                     |           |           |             |
|  | WHOLE AND MINCED |             | CHOWDER, JUICE,<br>BROTH AND NECTAR |           | TOTAL     |             |
|  | CASES            | VALUE       | CASES                               | VALUE     | CASES     | VALUE       |
| TIN:   |                  |             |                                     |           |           |             |
| 3-1/2 OUNCES (48 CANS) . . . . .   | 25,507           | \$260,958   | -                                   | -         | 25,507    | \$260,958   |
| 4 OUNCES (48 CANS) . . . . .   | 53,461           | 718,623     | -                                   | -         | 53,461    | 718,623     |
| 5 OUNCES (48 CANS) . . . . .   | 103,668          | 1,115,245   | -                                   | -         | 103,668   | 1,115,245   |
| 8 OUNCES (48 CANS) . . . . .   | 31,275           | 352,356     | 104,727                             | \$435,467 | 136,002   | 787,823     |
| 10 OUNCES (24 CANS) . . . . .  | 8,772            | 95,612      | 111,820                             | 422,041   | 120,592   | 517,653     |
| 10 OUNCES (48 CANS) . . . . .  | -                | -           | 432,483                             | 2,922,965 | 432,483   | 2,922,965   |
| 15 OUNCES (24 CANS) . . . . .  | -                | -           | 239,683                             | 1,073,946 | 239,683   | 1,073,946   |
| 20 OUNCES (24 CANS) . . . . .  | -                | -           | 6,114                               | 20,690    | 6,114     | 20,690      |
| 51 OUNCES (6 CANS) . . . . .   | 40,857           | 490,408     | 3,146                               | 9,200     | 44,003    | 499,608     |
| 51 OUNCES (12 CANS) . . . . .  | -                | -           | 65,096                              | 510,754   | 65,096    | 510,754     |
| 96 OUNCES (6 CANS) . . . . .   | -                | -           | 2,286                               | 10,485    | 2,286     | 10,485      |
| OTHER SIZES (STANDARD CASES) . . . . .   | 21,856           | 157,588     | 33,779                              | 141,912   | 55,635    | 299,500     |
| TOTAL . . . . .  | 285,396          | 3,190,790   | 999,134                             | 5,547,460 | 1,284,530 | 8,738,250   |
| GLASS,<br>MISCELLANEOUS SIZES (STANDARD CASES) . . . . .   | 925              | 12,535      | 8,508                               | 28,233    | 9,433     | 40,768      |
| GRAND TOTAL . . . . .  | 286,321          | 3,203,325   | 1,007,642                           | 5,575,693 | 1,293,963 | 8,779,018   |

1/ INCLUDES THE PACK OF SURF CLAMS IN NEW YORK; PISMO CLAMS IN CALIFORNIA; AND COCKLES IN ALASKA.

NOTE:--"STANDARD CASES" REPRESENT THE VARIOUS SIZED CASES CONVERTED TO THE EQUIVALENT OF 48 NO. 1 PICNIC CANS, EACH CAN OF WHOLE AND MINCED CLAMS CONTAINING 5 OUNCES OF MEAT, DRAINED WEIGHT; AND EACH CAN OF CHOWDER, JUICE, BROTH AND NECTAR, 10 OUNCES GROSS CONTENT.

## SUPPLEMENTARY REVIEW OF CLAM PACK, 1949

| PRODUCT                           | STANDARD CASES | POUNDS     | VALUE     |
|-----------------------------------|----------------|------------|-----------|
| WHOLE CLAMS . . . . .             | 66,754         | 1,001,310  | \$827,496 |
| MINCED CLAMS . . . . .            | 231,223        | 3,468,345  | 2,375,829 |
| CHOWDER . . . . .                 | 863,156        | 25,894,980 | 5,498,974 |
| JUICE, BROTH AND NECTAR . . . . . | 24,917         | 747,510    | 76,719    |
| TOTAL . . . . .                   | 1,186,060      | 31,112,145 | 8,779,018 |

## GENERAL REVIEW

## PACK OF CANNED CRABS, 1949

| STANDARD CASES  |                  |         |           | ACTUAL CASES   |         |             |
|---|------------------|---------|-----------|--|---------|-------------|
| STATES  | SPECIES          | CASES   | VALUE     | CAN AND CASE SIZES   | CASES   | VALUE       |
| <b>EAST COAST:</b>  |                  |         |           |  |         |             |
| MAINE, MARYLAND,<br>AND GEORGIA. . . . .                          | ROCK AND<br>BLUE | 3,586   | \$76,773  | 6-1/2 OUNCES NET (48 CANS) . . .                                 | 109,322 | \$2,435,575 |
| NORTH AND SOUTH<br>CAROLINA, ALABAMA,<br>AND MISSISSIPPI. . . . . | BLUE             | 32,532  | 649,106   | 6-1/2 OUNCES NET (24 CANS) . . .                                 | 90,336  | 904,822     |
| LOUISIANA. . . . .  | BLUE             | 10,857  | 217,241   | 13 OUNCE NET (24 CANS) . . . . .                                 | 3,186   | 72,365      |
| TOTAL. . . . .  |                  | 46,975  | 943,120   | 16 OUNCE NET (24 CANS) . . . . .                                 | 1,490   | 34,038      |
| <b>WEST COAST:</b>  |                  |         |           |  |         |             |
| WASHINGTON. . . . .   | DUNGNESS         | 65,004  | 1,434,938 | OTHER SIZES CONVERTED TO 6-1/2<br>OUNCES NET (48 CANS) . . . . . | 2,320   | 44,085      |
| OREGON AND CALIFORNIA. . . . .                                    | DUNGNESS         | 36,652  | 834,677   |  |         |             |
| ALASKA. . . . .   | DUNGNESS         | 13,198  | 278,150   |  |         |             |
| TOTAL. . . . .  |                  | 114,854 | 2,547,765 |  |         |             |
| GRAND TOTAL. . . . .  |                  | 161,829 | 3,490,885 | TOTAL. . . . .   | 206,654 | 3,490,885   |

NOTE:--"STANDARD CASES" REPRESENT THE VARIOUS SIZED CASES CONVERTED TO THE EQUIVALENT OF FORTY-EIGHT CANS TO THE CASE, EACH CAN CONTAINING 6-1/2 OUNCES OF CRAB MEAT. CRABS WERE CANNED IN 2 PLANTS IN MISSISSIPPI, 5 IN LOUISIANA, 18 IN WASHINGTON, 10 PLANTS EACH IN OREGON AND ALASKA, AND 1 PLANT EACH IN MAINE, MARYLAND, NORTH CAROLINA, SOUTH CAROLINA, GEORGIA, ALABAMA, AND CALIFORNIA.

## PACK OF CANNED OYSTERS, 1949

| STANDARD CASES                       |         |           | ACTUAL CASES                     |         |             |
|--------------------------------------|---------|-----------|----------------------------------|---------|-------------|
| STATE                                | CASES   | VALUE     | CAN AND CASE SIZES               | CASES   | VALUE       |
| NORTH CAROLINA, GEORGIA, AND ALABAMA | 23,094  | \$361,339 | 4-2/3 OUNCES NET (48 CANS) . . . | 283,981 | \$4,175,746 |
| SOUTH CAROLINA. . . . .              | 66,336  | 862,641   | 5 OUNCES NET (48 CANS) . . . . . | 43,840  | 788,140     |
| MISSISSIPPI. . . . .                 | 72,142  | 1,042,959 | 6-1/2 OUNCES NET (48 CANS) . . . | 61,410  | 996,829     |
| LOUISIANA. . . . .                   | 177,357 | 2,491,455 | OTHER SIZES (STANDARD CASES) . . | 36,430  | 564,492     |
| WASHINGTON AND OREGON. . . . .       | 113,969 | 1,766,813 | TOTAL. . . . .                   | 425,661 | 6,525,207   |
| TOTAL. . . . .                       | 452,918 | 6,525,207 |                                  |         |             |

NOTE:--"STANDARD CASES" REPRESENT THE VARIOUS SIZED CASES CONVERTED TO THE EQUIVALENT OF FORTY-EIGHT CANS TO THE CASE, EACH CAN CONTAINING 4-2/3 OUNCES DRAINED WEIGHT OF OYSTER MEATS. OYSTERS WERE CANNED IN 24 PLANTS IN LOUISIANA, 19 IN MISSISSIPPI, 8 IN WASHINGTON, 4 IN SOUTH CAROLINA, 2 PLANTS EACH IN NORTH CAROLINA, ALABAMA, AND OREGON, AND IN 1 PLANT IN GEORGIA.

## PACK OF CANNED SHRIMP, 1949

| STANDARD CASES                       |         |             | ACTUAL CASES                     |         |              |
|--------------------------------------|---------|-------------|----------------------------------|---------|--------------|
| STATE                                | CASES   | VALUE       | CAN AND CASE SIZES               | CASES   | VALUE        |
| MISSISSIPPI. . . . .                 | 116,314 | \$1,967,274 | 5 OUNCES NET (48 CANS) . . . . . | 645,116 | \$10,886,777 |
| LOUISIANA. . . . .                   | 495,800 | 8,371,199   | 7 OUNCES NET (48 CANS) . . . . . | 4,373   | 90,505       |
| GEORGIA, ALABAMA, AND SOUTH CAROLINA | 52,607  | 864,852     | OTHER SIZES (STANDARD CASES) . . | 13,483  | 226,043      |
| TOTAL. . . . .                       | 664,721 | 11,203,325  | TOTAL. . . . .                   | 662,972 | 11,203,325   |

NOTE:--"STANDARD CASES" REPRESENT THE VARIOUS SIZED CASES CONVERTED TO THE EQUIVALENT OF FORTY-EIGHT CANS TO THE CASE, EACH CAN CONTAINING 5 OUNCES EACH. SHRIMP WERE CANNED IN 17 PLANTS IN MISSISSIPPI, 35 IN LOUISIANA, 2 EACH IN ALABAMA AND SOUTH CAROLINA, AND 1 PLANT IN GEORGIA.

## PRODUCTION OF MARINE-ANIMAL SCRAP AND MEAL, 1949

| PRODUCT                      | ATLANTIC AND GULF COAST <sup>1/</sup> |               | PACIFIC COAST (INCLUDING ALASKA) |            | TOTAL   |            |
|------------------------------|---------------------------------------|---------------|----------------------------------|------------|---------|------------|
|                              | TONS                                  | VALUE         | TONS                             | VALUE      | TONS    | VALUE      |
| MEAL AND DRIED SCRAP:        |                                       |               |                                  |            |         |            |
| CRAB:                        |                                       |               |                                  |            |         |            |
| BLUE . . . . .               | 6,906                                 | \$431,106     | -                                | -          | 6,906   | \$431,106  |
| DUNGNESS . . . . .           | -                                     | -             | 907                              | \$47,668   | 907     | 47,668     |
| FUR-SEAL . . . . .           | -                                     | -             | 347                              | 55,627     | 347     | 55,627     |
| GROUND FISH ("WHITE FISH")   |                                       |               |                                  |            |         |            |
| INCLUDING ROSEFISH . . . . . | 31,425                                | 5,221,652     | -                                | -          | 31,425  | 5,221,652  |
| HERRING . . . . .            | 3,049                                 | 463,737       | 2,249                            | 509,708    | 5,298   | 973,445    |
| MENHADEN . . . . .           | 2/ 113,393                            | 2/ 17,813,339 | -                                | -          | 113,393 | 17,813,339 |
| PILCHARD . . . . .           | -                                     | -             | 39,278                           | 6,219,717  | 39,278  | 6,219,717  |
| SALMON . . . . .             | -                                     | -             | 1,760                            | 245,847    | 1,760   | 245,847    |
| SHRIMP . . . . .             | 1,293                                 | 115,292       | -                                | -          | 1,293   | 115,292    |
| TUNA AND MACKEREL . . . . .  | -                                     | -             | 19,139                           | 3,073,742  | 19,139  | 3,073,742  |
| WHALE . . . . .              | -                                     | -             | -                                | 117        | -       | 117        |
| MISCELLANEOUS . . . . .      | -                                     | -             | -                                | 76,088     | -       | 76,088     |
| TOTAL . . . . .              | 3/ 12,522                             | 3/ 795,964    | 4/ 4,805                         | 4/ 642,655 | 17,327  | 1,438,619  |
| TOTAL . . . . .              | 168,578                               | 24,841,090    | 68,602                           | 10,811,052 | 237,180 | 35,652,142 |

<sup>1/</sup> INCLUDES A SMALL PRODUCTION OF MISCELLANEOUS MEAL IN MINNESOTA.

<sup>2/</sup> A SMALL PRODUCTION OF ACIDULATED SCRAP HAS BEEN INCLUDED WITH DRY SCRAP AND MEAL.

<sup>3/</sup> INCLUDES THE PRODUCTION OF COD LIVER PRESS CAKE, FISH POMACE, HORSESHOE CRAB AND MISCELLANEOUS SCRAP AND MEAL.

<sup>4/</sup> INCLUDES THE PRODUCTION OF ANCHOVY, SHARK, SQUID, AND MISCELLANEOUS SCRAP AND MEAL.

## PRODUCTION OF MARINE-ANIMAL OIL, 1949

| PRODUCT                               | ATLANTIC AND GULF COAST |           | PACIFIC COAST (INCLUDING ALASKA) |            | TOTAL      |            |
|---------------------------------------|-------------------------|-----------|----------------------------------|------------|------------|------------|
|                                       | GALLONS                 | VALUE     | GALLONS                          | VALUE      | GALLONS    | VALUE      |
| BODY OIL:                             |                         |           |                                  |            |            |            |
| FUR-SEAL . . . . .                    | -                       | -         | 49,253                           | \$20,592   | 49,253     | \$20,592   |
| HERRING . . . . .                     | 122,448                 | \$61,574  | 600,902                          | 332,723    | 723,350    | 394,297    |
| MENHADEN . . . . .                    | 8,293,911               | 3,407,510 | -                                | -          | 8,293,911  | 3,407,510  |
| PILCHARD . . . . .                    | -                       | -         | 6,123,140                        | 2,872,532  | 6,123,140  | 2,872,532  |
| SALMON:                               |                         |           |                                  |            |            |            |
| EDIBLE . . . . .                      | -                       | -         | 14,652                           | 25,716     | 14,652     | 25,716     |
| INDUSTRIAL . . . . .                  | -                       | -         | 152,324                          | 73,712     | 152,324    | 73,712     |
| TUNA AND MACKEREL . . . . .           | -                       | -         | 597,935                          | 265,736    | 597,935    | 265,736    |
| WHALE:                                |                         |           |                                  |            |            |            |
| SPERM . . . . .                       | -                       | -         | 47,000                           | 38,500     | 47,000     | 38,500     |
| OTHER . . . . .                       | -                       | -         | 27,950                           | 13,975     | 27,950     | 13,975     |
| MISCELLANEOUS <sup>1/</sup> . . . . . | 573,069                 | 306,511   | 258,892                          | 100,441    | 831,961    | 406,952    |
| TOTAL . . . . .                       | 8,989,428               | 3,775,595 | 7,872,048                        | 3,743,927  | 16,861,476 | 7,519,522  |
| LIVER AND VISCERA OIL:                |                         |           |                                  |            |            |            |
| COD . . . . .                         | 283,028                 | 483,845   | -                                | -          | 283,028    | 483,845    |
| SHARK . . . . .                       | 97,657                  | 709,764   | 346,990                          | 3,997,467  | 444,647    | 4,707,231  |
| TUNA . . . . .                        | (2)                     | (2)       | 2/ 12,384                        | 2/ 645,515 | 12,384     | 645,515    |
| MISCELLANEOUS <sup>3/</sup> . . . . . | 3,356                   | 190,823   | 90,942                           | 3,818,041  | 94,298     | 4,008,864  |
| TOTAL . . . . .                       | 384,041                 | 1,384,432 | 450,316                          | 8,461,023  | 834,357    | 9,845,455  |
| GRAND TOTAL . . . . .                 | 9,373,469               | 5,160,027 | 8,322,364                        | 12,204,950 | 17,695,833 | 17,364,977 |

<sup>1/</sup> INCLUDES THE PRODUCTION OF ROSEFISH AND UNCLASSIFIED BODY OILS ON THE EAST COAST, AND ANCHOVY AND UNCLASSIFIED BODY OILS ON THE WEST COAST.

<sup>2/</sup> EAST AND WEST COAST PRODUCTION COMBINED.

<sup>3/</sup> INCLUDES THE PRODUCTION OF HALIBUT, ROCKFISH, SWORDFISH, WHALE, AND MIXED LIVER OILS ON THE EAST COAST, AND HALIBUT, LINGCOD, SABLEFISH, SOLE, ROCKFISH, AND WHALE LIVER OILS, VISCERA OILS AND MIXED LIVER OILS ON THE WEST COAST.

## GENERAL REVIEW

SUPPLEMENTARY REVIEW OF THE MENHADEN FISHERY, 1949 <sup>1/</sup>

| STATE  | MENHADEN UTILIZED |          | DRY SCRAP AND MEAL |             | OIL       |           | TOTAL       |
|--|-------------------|----------|--------------------|-------------|-----------|-----------|-------------|
|  | POUNDS            | TONS     | TONS               | VALUE       | GALLONS   | VALUE     | VALUE       |
| NEW JERSEY . . . . .   | 157,582,459       | 16,620   |                    | \$2,549,391 | 1,570,065 | \$714,605 | \$3,263,996 |
| NEW YORK AND DELAWARE . . . . .                                | 243,684,210       | 2/25,303 |                    | 2/3,763,875 | 2,428,176 | 1,100,000 | 4,863,875   |
| VIRGINIA . . . . .   | 126,430,336       | 15,100   |                    | 2,417,735   | 739,442   | 292,971   | 2,710,706   |
| NORTH CAROLINA . . . . .                                       | 227,679,400       | 2/23,016 |                    | 2/3,421,841 | 751,687   | 259,901   | 3,681,742   |
| FLORIDA . . . . .  | 54,919,900        | 6,070    |                    | 1,006,765   | 259,834   | 93,262    | 1,100,027   |
| MISSISSIPPI, SOUTH CAROLINA,<br>LOUISIANA, AND TEXAS . . . . . | 256,333,960       | 27,284   |                    | 4,653,732   | 2,544,707 | 946,771   | 5,600,503   |
| TOTAL . . . . .  | 3/1,072,630,265   | 113,393  |                    | 17,813,339  | 8,293,911 | 3,407,510 | 21,220,849  |

1/ DOES NOT INCLUDE THE PRODUCTION OF MENHADEN SOLUBLES.

2/ A SMALL PRODUCTION OF ACIDULATED SCRAP HAS BEEN INCLUDED WITH THAT OF DRY SCRAP AND MEAL.

3/ 1,600,940,694 FISH.

NOTE:--MENHADEN PRODUCTS WERE MANUFACTURED IN 9 PLANTS IN NORTH CAROLINA, 6 IN VIRGINIA, 4 IN FLORIDA, 3 IN NEW JERSEY, 2 EACH IN DELAWARE, MISSISSIPPI, AND LOUISIANA, AND IN 1 PLANT EACH IN NEW YORK, SOUTH CAROLINA, AND TEXAS.

PRODUCTION OF OYSTER AND MARINE CLAM-SHELL PRODUCTS, 1949 <sup>1/</sup>

| STATE                                   | CRUSHED SHELL FOR POULTRY FEED |           | SHELL LIME, UNBURNED |         | TOTAL   |           |
|---|--------------------------------|-----------|----------------------|---------|---------|-----------|
|   | TONS                           | VALUE     | TONS                 | VALUE   | TONS    | VALUE     |
| NEW JERSEY . . . . .                    | 3,701                          | \$55,177  | 1,011                | \$4,695 | 4,712   | \$59,862  |
| PENNSYLVANIA AND MARYLAND . . . . .     | 29,151                         | 285,405   | 14,578               | 54,101  | 42,729  | 339,506   |
| VIRGINIA, FLORIDA, LOUISIANA, AND TEXAS | 266,940                        | 1,786,220 | 2/19,681             | 186,193 | 286,621 | 1,972,413 |
| WASHINGTON, OREGON, AND CALIFORNIA . .  | 24,870                         | 266,992   | 3,096                | 23,479  | 27,966  | 290,471   |
| TOTAL . . . . .                         | 323,662                        | 2,393,794 | 38,366               | 268,458 | 362,028 | 2,662,252 |

1/ MARINE CLAM-SHELL GRIT WAS PREPARED IN 1 PLANT IN WASHINGTON.

2/ INCLUDES A QUANTITY OF BURNED LIME PREPARED IN VIRGINIA.

NOTE:--CRUSHED SHELL PRODUCTS WERE PREPARED IN 4 PLANTS IN NEW JERSEY, 3 PLANTS EACH IN PENNSYLVANIA, MARYLAND, VIRGINIA, AND WASHINGTON, 2 PLANTS EACH IN TEXAS AND CALIFORNIA, AND 1 PLANT EACH IN FLORIDA, LOUISIANA, AND OREGON.

## PRODUCTION OF FRESH-WATER MUSSEL-SHELL PRODUCTS, 1949

| STATE   | BUTTONS   |             | LIME, GRIT, AND CUT SHELLS |          | TOTAL       |
|---|-----------|-------------|----------------------------|----------|-------------|
|   | GROSS     | VALUE       | TONS                       | VALUE    | VALUE       |
| IOWA . . . . .  | 4,293,600 | \$3,204,115 | 4,155                      | \$71,251 | \$3,275,366 |
| NEW YORK, PENNSYLVANIA, ARKANSAS,<br>AND MISSOURI . . . . . | 426,639   | 492,337     | -                          | -        | 492,337     |
| TOTAL . . . . .   | 4,720,239 | 3,696,452   | 4,155                      | 71,251   | 3,767,703   |

NOTE:--MUSSEL SHELL PRODUCTS WERE MANUFACTURED IN 11 PLANTS IN IOWA, 2 IN NEW YORK, AND IN 1 PLANT EACH IN PENNSYLVANIA, ARKANSAS, AND MISSOURI. MUSSEL SHELLS PURCHASED DURING THE YEAR AMOUNTED TO 5,628 TONS, VALUED AT \$204,222. SHELLS WERE TAKEN IN 10 STATES IN THE MISSISSIPPI RIVER AND GREAT LAKES REGION. THE PRODUCING STATES IN THE ORDER OF THEIR IMPORTANCE WERE: TENNESSEE, WHICH CONTRIBUTED 31 PERCENT OF THE TOTAL QUANTITY; KENTUCKY, 30 PERCENT; ALABAMA, 17 PERCENT; INDIANA, 12 PERCENT; ILLINOIS, 6 PERCENT; ARKANSAS, 3 PERCENT; AND IOWA, MINNESOTA, MISSOURI, AND WISCONSIN, 1 PERCENT.



PRODUCTION OF MARINE PEARL-SHELL BUTTONS, 1949

| STATE                               | GROSS     | VALUE       |
|-------------------------------------|-----------|-------------|
| CONNECTICUT . . . . .               | 1,118,060 | \$1,786,712 |
| NEW YORK . . . . .                  | 559,339   | 1,272,226   |
| NEW JERSEY . . . . .                | 1,290,305 | 1,898,461   |
| PENNSYLVANIA AND MARYLAND . . . . . | 972,076   | 1,723,263   |
| IOWA . . . . .                      | 149,932   | 101,619     |
| TOTAL . . . . .                     | 4,089,712 | 6,782,281   |

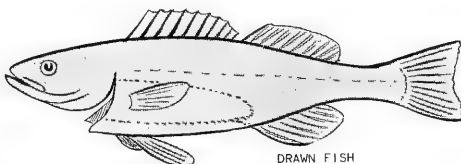
1/ PRODUCED PRINCIPALLY FROM IMPORTED SHELLS.

NOTE:--MARINE PEARL-SHELL BUTTONS WERE MANUFACTURED IN 12 PLANTS IN NEW JERSEY, 4 IN NEW YORK, 3 PLANTS EACH IN CONNECTICUT AND IOWA, 2 IN PENNSYLVANIA, AND 1 IN MARYLAND.

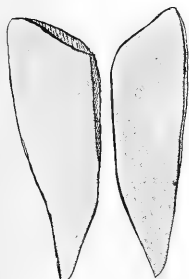
PRODUCTION OF MISCELLANEOUS BYPRODUCTS, 1949

| PRODUCT                    | UNIT    | QUANTITY    | VALUE      | LOCATION AND NUMBER OF PLANTS   |
|----------------------------|---------|-------------|------------|---|
| GLUE . . . . .             | GALLONS | 198,031     | \$401,983  | MAINE 1, MASSACHUSETTS 3, CALIFORNIA 1.   |
| FISH SOLUBLES. . . . .     | POUNDS  | 103,342,712 | 5,144,111  | MAINE 2, MASSACHUSETTS 5, NEW YORK 1, NEW JERSEY 2, DELAWARE 1, VIRGINIA 2, NORTH CAROLINA 1, SOUTH CAROLINA 1, MISSISSIPPI 2, FLORIDA 1, LOUISIANA 1, CALIFORNIA 10. |
| MISCELLANEOUS 1/ . . . . . | -       | -           | 6,697,046  | MAINE 5, MASSACHUSETTS 2, VIRGINIA 2, NORTH CAROLINA 2, SOUTH CAROLINA 1, CALIFORNIA 4.   |
| TOTAL . . . . .            | -       | -           | 12,243,140 |   |

1/ INCLUDES THE PRODUCTION OF AGAR-AGAR, KELP PRODUCTS, PEARL ESSENCE, ISINGLASS, IRISH MOSS, AND CRAB SHELLS.



DRAWN FISH



SINGLE FILLETS



STEAKS



BUTTERFLY FILLET



DRESSED

## NUMBER OF PLANTS PRODUCING FISHERY BYPRODUCTS, 1949

| PRODUCT                                      | ATLANTIC AND<br>GULF COASTS <sup>1/</sup> | PACIFIC COAST<br>AND ALASKA | TOTAL  |
|--|---|-----------------------------|--------|
|  | NUMBER                                    | NUMBER                      | NUMBER |
| OYSTER AND MARINE CLAM-SHELL PRODUCTS:       |   |                             |        |
| CRUSHED SHELL FOR POULTRY FEED . . . . .     | 15  | 6                           | 21     |
| SHELL LIME:                                  |   |                             |        |
| BURNED . . . . .                             | 2   | -                           | 2      |
| UNBURNED . . . . .                           | 13  | 4                           | 17     |
| FRESH-WATER MUSSEL SHELL PRODUCTS:           |   |                             |        |
| BUTTONS . . . . .                            | 13  | -                           | 13     |
| CRUSHED SHELL FOR POULTRY FEED . . . . .     | 1   | -                           | 1      |
| LIME, DUST AND SHELLS . . . . .              | 6   | -                           | 6      |
| MARINE PEARL-SHELL BUTTONS . . . . .         | 25  | -                           | 25     |
| ACIDULATED SCRAP, MENHADEN . . . . .         | 2   | -                           | 2      |
| DRIED SCRAP AND MEAL:                        |   |                             |        |
| ANCHOVY . . . . .                            | -   | 2                           | 2      |
| CRAB:  |   |                             |        |
| BLUE . . . . .                               | 11  | -                           | 11     |
| DUNGNESS . . . . .                           | -   | 4                           | 4      |
| HORSESHOE . . . . .                          | 1   | -                           | 1      |
| FUR SEAL . . . . .                           | -   | 1                           | 1      |
| GROUND FISH (INCLUDING ROSEFISH) . . . . .   | 10  | -                           | 10     |
| HERRING . . . . .                            | 6   | 4                           | 10     |
| MENHADEN . . . . .                           | 31  | -                           | 31     |
| PILCHARD . . . . .                           | -   | 76                          | 76     |
| SALMON . . . . .                             | -   | 2                           | 2      |
| SHARK . . . . .                              | -   | 7                           | 7      |
| SHRIMP . . . . .                             | 46  | -                           | 46     |
| SQUID . . . . .                              | -   | 1                           | 1      |
| TUNA AND MACKEREL . . . . .                  | -   | 38                          | 38     |
| WHALE . . . . .                              | -   | 1                           | 1      |
| MISCELLANEOUS DRIED SCRAP AND MEAL . . . . . | 20  | 17                          | 37     |
| BODY OIL:                                    |   |                             |        |
| ANCHOVY . . . . .                            | -   | 2                           | 2      |
| FUR-SEAL . . . . .                           | -   | 1                           | 1      |
| HERRING . . . . .                            | 7   | 4                           | 11     |
| MENHADEN . . . . .                           | 29  | -                           | 29     |
| PILCHARD . . . . .                           | -   | 75                          | 75     |
| ROSEFISH . . . . .                           | 3   | -                           | 3      |
| SALMON:                                      |   |                             |        |
| EDIBLE . . . . .                             | -   | 3                           | 3      |
| INDUSTRIAL . . . . .                         | -   | 6                           | 6      |
| TUNA AND MACKEREL . . . . .                  | -   | 36                          | 36     |
| WHALE:                                       |   |                             |        |
| SPERM . . . . .                              | -   | 1                           | 1      |
| OTHER WHALE . . . . .                        | -   | 1                           | 1      |
| MISCELLANEOUS BODY OIL . . . . .             | 6   | 10                          | 16     |
| LIVER AND VISCERA OIL:                       |   |                             |        |
| COD . . . . .                                | 8   | -                           | 8      |
| HALIBUT . . . . .                            | 3   | -                           | 3      |
| LINGCOD . . . . .                            | -   | 3                           | 3      |
| ROCKFISH . . . . .                           | 1   | 1                           | 2      |
| SABLEFISH . . . . .                          | -   | 1                           | 1      |
| SHARK . . . . .                              | 3   | 13                          | 16     |
| SOLE . . . . .                               | -   | 1                           | 1      |
| SWORDFISH . . . . .                          | 2   | -                           | 2      |
| TUNA . . . . .                               | 1   | 4                           | 5      |
| WHALE . . . . .                              | 2   | 1                           | 3      |
| VISCERA . . . . .                            | -   | 3                           | 3      |
| MISCELLANEOUS LIVER OIL . . . . .            | 1   | 5                           | 6      |
| AGAR-AGAR . . . . .                          | 1   | 2                           | 3      |
| FISH SOLUBLES . . . . .                      | 19  | 10                          | 29     |
| GLUE . . . . .                               | 4   | 1                           | 5      |
| PEARL ESSENCE . . . . .                      | 6   | -                           | 6      |
| KELP PRODUCTS . . . . .                      | 2   | 2                           | 4      |
| IRISH MOSS . . . . .                         | 1   | -                           | 1      |
| ISINGLASS . . . . .                          | 1   | -                           | 1      |
| CRAB SHELLS (FOR TABLE USE) . . . . .        | 2   | -                           | 2      |
| TOTAL EXCLUSIVE OF DUPLICATION . . . . .     | 189                                       | 125                         | 314    |

<sup>1/</sup> INCLUDES FIRMS IN THE GREAT LAKES AND MISSISSIPPI RIVER STATES WHICH ENGAGED IN THE PRODUCTION OF FRESH-WATER MUSSEL-SHELL PRODUCTS, MISCELLANEOUS FISH MEAL AND CANNED TURTLE SOUP AND WHITEFISH CAVIAR.

NOTE:--LISTS OF CANNERS AND MANUFACTURERS OF FISHERY BYPRODUCTS BY INDIVIDUAL COMMODITIES MAY BE OBTAINED FROM THE FISH AND WILDLIFE SERVICE, WASHINGTON 25, D. C.

## GENERAL REVIEW

# PACKAGED FISH

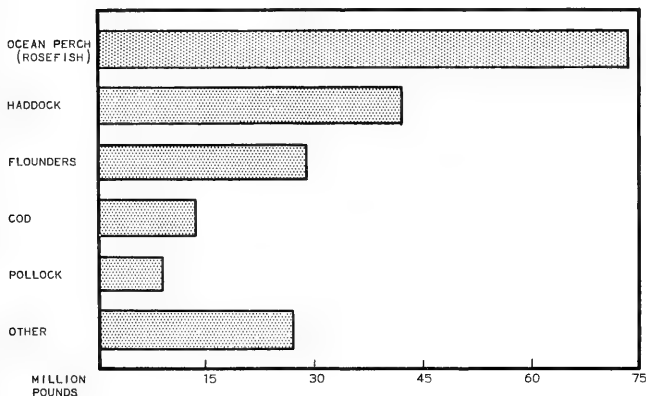
The production of fresh and frozen packaged fish (fillets, steaks, and split "butterfly") in continental United States during 1949 totaled 194,011,159 pounds, valued at \$48,338,569 to the processor. This represented an increase of 2 percent in volume and 1 percent in value compared with the previous year.

Ocean perch (rosefish) fillets, with a production of 73,192,538 pounds, was again the largest single item of packaged fish produced. Haddock fillets, with 42,139,796 pounds, and flounder fillets with 28,923,576 pounds, were second and third in importance. Ocean perch (rosefish) was also the most valuable species packaged during 1949 with a value of \$15,334,674, followed by haddock (\$11,844,771) and flounders (\$9,096,156). Of the total packaged fish reported, 95 percent was filleted, 3 percent steaked, and the remaining 2 percent split "butterflied".

Because of the importance of the groundfish fishery in New England, that area continued to lead all others in the production of packaged fish and accounted for 80 percent (155,310,011 pounds) of the 1949 domestic production. The Pacific Coast States accounted for 11 percent; the Middle Atlantic States, 5 percent; the Great Lakes, 3 percent; and the Chesapeake, South Atlantic and Gulf States, the remaining 1 percent.

Data in this section cannot be correlated directly with that information published in the section on Manufactured Fishery Products, as that section included a small production in Alaska which is not included in the following tables. Data on the production of packaged fish during 1949 were previously published in "Current Fishery Statistics No. 579".

PRODUCTION OF PACKAGED FISH, 1949



## GENERAL REVIEW

## SUMMARY OF PRODUCTION OF PACKAGED FISH, 1949

| ITEM             | FILLETS     |              | STEAKS    |           | SPLIT "BUTTERFLY" |          | TOTAL       |              |
|------------------|-------------|--------------|-----------|-----------|-------------------|----------|-------------|--------------|
|                  | POUNDS      | VALUE        | POUNDS    | VALUE     | POUNDS            | VALUE    | POUNDS      | VALUE        |
| FRESH . . . . .  | 59,732,595  | \$17,203,425 | 627,661   | \$269,033 | 82,500            | \$19,970 | 59,512,756  | \$17,492,498 |
| FROZEN . . . . . | 126,013,128 | 28,282,524   | 5,463,773 | 2,093,285 | 3,021,502         | 480,262  | 134,498,403 | 30,846,071   |
| TOTAL . . . . .  | 184,745,723 | 45,486,019   | 6,161,434 | 2,352,318 | 3,104,002         | 500,232  | 174,011,159 | 48,338,569   |

## PRODUCTION OF PACKAGED FISH: BY METHOD OF PREPARATION, 1949

| SPECIES                          | FILLETS    |            |             |            |
|----------------------------------|------------|------------|-------------|------------|
|                                  | FRESH      |            | FROZEN      |            |
|                                  | POUNDS     | VALUE      | POUNDS      | VALUE      |
| BLUE PIKE . . . . .              | 2,297,450  | \$970,684  | 628,223     | \$249,225  |
| COD . . . . .                    | 7,885,548  | 1,949,494  | 5,766,217   | 1,282,127  |
| CUSK . . . . .                   | 489,988    | 115,674    | 125,280     | 24,960     |
| FLOUNDERS . . . . .              | 16,718,255 | 5,598,252  | 12,205,321  | 3,427,904  |
| GROUPERS . . . . .               | 375,761    | 160,687    | 54,931      | 24,206     |
| Haddock . . . . .                | 19,936,991 | 5,340,340  | 22,202,805  | 5,904,431  |
| HAKE . . . . .                   | 810,573    | 160,411    | 559,655     | 74,443     |
| HALIBUT . . . . .                | 11,865     | 4,709      | 173,112     | 71,007     |
| HERRING, LAKE . . . . .          | 257,600    | 13,522     | 127,768     | 19,503     |
| LAKE TROUT . . . . .             | 100,700    | 57,065     | 1,600       | 935        |
| LINGCOD . . . . .                | 564,427    | 96,100     | 559,715     | 110,555    |
| MACKEREL . . . . .               | 293,931    | 62,234     | 553,057     | 142,456    |
| POLLACK . . . . .                | 2,718,923  | 424,978    | 6,390,673   | 844,317    |
| ROCKFISHES . . . . .             | 3,148,194  | 443,695    | 2,163,665   | 356,981    |
| OCEAN PERCH (ROSEFISH) . . . . . | 639,061    | 138,956    | 72,553,477  | 15,195,718 |
| SABLEFISH . . . . .              | -          | -          | 36,821      | 6,878      |
| SAUGER . . . . .                 | 743,738    | 326,703    | 196,106     | 78,252     |
| SEA BASS . . . . .               | 53,100     | 14,220     | 34,000      | 9,320      |
| SEA TROUT, GRAY . . . . .        | 83,000     | 26,510     | 39,258      | 11,852     |
| SNAPPER, RED . . . . .           | 13,400     | 8,510      | 7,300       | 4,645      |
| SNOOK . . . . .                  | 9,000      | 5,280      | -           | -          |
| SPANISH MACKEREL . . . . .       | 89,000     | 34,280     | 6,500       | 660        |
| WHITE BASS . . . . .             | 11,100     | 3,795      | -           | -          |
| WHITFISH . . . . .               | 167,755    | 80,526     | 16,300      | 7,410      |
| WHITING . . . . .                | 51,500     | 7,710      | 1,119,513   | 198,727    |
| WOLFFISH . . . . .               | 52,266     | 16,006     | 258,968     | 76,166     |
| YELLOW PERCH . . . . .           | 361,582    | 177,929    | 56,534      | 27,632     |
| YELLOW PIKE . . . . .            | 631,005    | 314,738    | 61,619      | 31,135     |
| MISCELLANEOUS 1/ . . . . .       | 237,876    | 50,227     | 114,650     | 31,072     |
| TOTAL . . . . .                  | 58,732,515 | 17,203,495 | 126,013,128 | 28,282,524 |

| SPECIES                    | STEAKS  |          |           |           | SPLIT "BUTTERFLY" |         |           |         |
|----------------------------|---------|----------|-----------|-----------|-------------------|---------|-----------|---------|
|                            | FRESH   |          | FROZEN    |           | FRESH             |         | FROZEN    |         |
|                            | POUNDS  | VALUE    | POUNDS    | VALUE     | POUNDS            | VALUE   | POUNDS    | VALUE   |
| GROUPERS . . . . .         | 190,161 | \$57,268 | 20,500    | \$8,200   | -                 | -       | -         | -       |
| HALIBUT . . . . .          | -       | -        | 3,445,773 | 1,295,656 | -                 | -       | -         | -       |
| LINGCOD . . . . .          | -       | -        | 263,614   | 45,647    | -                 | -       | -         | -       |
| SABLEFISH . . . . .        | -       | -        | 26,965    | 9,223     | -                 | -       | -         | -       |
| SALMON . . . . .           | -       | -        | 1,667,678 | 703,725   | -                 | -       | -         | -       |
| SEA BASS . . . . .         | 28,000  | 8,320    | -         | -         | 21,000            | \$5,665 | 4,500     | \$1,290 |
| SEA TROUT, GRAY . . . . .  | -       | -        | -         | -         | 37,000            | 10,480  | 11,000    | 3,180   |
| SNAPPER, RED . . . . .     | 29,500  | 14,445   | 20,500    | 10,525    | -                 | -       | -         | -       |
| WHITING . . . . .          | -       | -        | -         | -         | 22,500            | 3,375   | 3,006,002 | 475,792 |
| MISCELLANEOUS 1/ . . . . . | 450,000 | 189,000  | 18,743    | 10,309    | 2,000             | 450     | -         | -       |
| TOTAL . . . . .            | 697,661 | 269,033  | 5,463,773 | 2,093,285 | 82,500            | 19,970  | 3,021,502 | 480,262 |

1/ INCLUDES BLUEFISH, CROAKER, DRUM, OCEAN FOUT PICKEREL, PORGY, SEA ROBIN, SHEEPSHEAD, SMELT, STRIPED BASS, SURGEON, SWORDFISH, TRIGGERFISH, AND UNCLASSIFIED SPECIES.

PRODUCTION OF PACKAGED FISH: BY SECTIONS, 1949

| SPECIES                          | NEW ENGLAND |             | MIDDLE ATLANTIC |           |
|----------------------------------|-------------|-------------|-----------------|-----------|
|                                  | POUNDS      | VALUE       | POUNDS          | VALUE     |
| COD . . . . .                    | 9,120,249   | \$2,142,737 | 2,796,105       | \$820,755 |
| CUSK . . . . .                   | 614,268     | 140,634     | -               | -         |
| FLOUNDERS . . . . .              | 16,697,600  | 5,341,330   | 3,946,650       | 1,587,278 |
| HADDOCK . . . . .                | 39,931,382  | 11,149,573  | 2,203,414       | 695,198   |
| HAKE . . . . .                   | 1,271,543   | 214,914     | 98,685          | 19,940    |
| MACKEREL . . . . .               | 830,089     | 202,168     | 9,900           | 2,582     |
| POLLOCK . . . . .                | 9,932,236   | 1,255,535   | 16,700          | 3,700     |
| OCEAN PERCH (ROSEFISH) . . . . . | 73,192,538  | 15,334,674  | -               | -         |
| WHITING . . . . .                | 4,199,515   | 685,604     | -               | -         |
| WOLFFISH . . . . .               | 311,234     | 92,172      | -               | -         |
| MISCELLANEOUS 1/ . . . . .       | 48,698      | 18,723      | 39,803          | 15,764    |
| TOTAL . . . . .                  | 155,310,011 | 36,588,124  | 9,113,257       | 3,145,217 |

| SPECIES                    | CHESAPEAKE, SOUTH ATLANTIC, AND GULF |          | GREAT LAKES |             |
|----------------------------|--------------------------------------|----------|-------------|-------------|
|                            | POUNDS                               | VALUE    | POUNDS      | VALUE       |
| BLUE PIKE . . . . .        | -                                    | -        | 2,915,673   | \$1,219,909 |
| FLOUNDERS . . . . .        | 95,200                               | \$30,198 | -           | -           |
| GROUPERS . . . . .         | 641,419                              | 250,361  | -           | -           |
| HERRING, LAKE . . . . .    | -                                    | -        | 385,368     | 33,025      |
| LAKE TROUT . . . . .       | -                                    | -        | 102,300     | 58,000      |
| SALMON . . . . .           | -                                    | -        | 200,300     | 90,182      |
| SAUGER . . . . .           | -                                    | -        | 939,844     | 404,955     |
| SEA BASS . . . . .         | 140,600                              | 38,815   | -           | -           |
| SEA TROUT, GRAY . . . . .  | 170,258                              | 52,022   | -           | -           |
| SNAPPER, RED . . . . .     | 70,700                               | 38,125   | -           | -           |
| SNOOK . . . . .            | 9,000                                | 5,280    | -           | -           |
| SPANISH MACKEREL . . . . . | 95,500                               | 34,940   | -           | -           |
| WHITE BASS . . . . .       | -                                    | -        | 11,100      | 3,795       |
| WHITEFISH . . . . .        | -                                    | -        | 184,055     | 87,936      |
| YELLOW PERCH . . . . .     | -                                    | -        | 418,116     | 205,568     |
| YELLOW PIKE . . . . .      | -                                    | -        | 692,624     | 345,873     |
| MISCELLANEOUS 1/ . . . . . | -                                    | -        | 598,788     | 209,106     |
| TOTAL . . . . .            | 1,353,902                            | 483,871  | 6,438,168   | 2,658,349   |

| SPECIES                          | PACIFIC    |           | TOTAL       |             |
|----------------------------------|------------|-----------|-------------|-------------|
|                                  | POUNDS     | VALUE     | POUNDS      | VALUE       |
| BLUE PIKE . . . . .              | -          | -         | 2,915,673   | \$1,219,909 |
| COD . . . . .                    | 1,735,411  | \$268,129 | 13,651,765  | 3,231,621   |
| CUSK . . . . .                   | -          | -         | 614,268     | 140,634     |
| FLOUNDERS . . . . .              | 8,183,126  | 2,137,350 | 28,923,576  | 9,096,156   |
| GROUPERS . . . . .               | -          | -         | 641,419     | 250,361     |
| HADDOCK . . . . .                | -          | -         | 42,139,796  | 11,844,771  |
| HAKE . . . . .                   | -          | -         | 1,370,228   | 234,854     |
| HALIBUT . . . . .                | 3,630,750  | 1,371,372 | 3,630,750   | 1,371,372   |
| HERRING, LAKE . . . . .          | -          | -         | 385,368     | 33,025      |
| LAKE TROUT . . . . .             | -          | -         | 102,300     | 58,000      |
| LINGCOD . . . . .                | 1,387,756  | 252,302   | 1,387,756   | 252,302     |
| MACKEREL . . . . .               | -          | -         | 836,988     | 204,750     |
| POLLOCK . . . . .                | -          | -         | 9,109,596   | 1,269,295   |
| ROCKFISHES . . . . .             | 5,311,859  | 800,876   | 5,311,859   | 800,876     |
| OCEAN PERCH (ROSEFISH) . . . . . | -          | -         | 73,192,538  | 15,334,674  |
| SABLEFISH . . . . .              | 63,786     | 16,101    | 63,786      | 16,101      |
| SALMON . . . . .                 | 1,467,378  | 613,543   | 1,667,678   | 703,725     |
| SAUGER . . . . .                 | -          | -         | 939,844     | 404,955     |
| SEA BASS . . . . .               | -          | -         | 140,600     | 38,815      |
| SEA TROUT, GRAY . . . . .        | -          | -         | 170,258     | 52,022      |
| SNAPPER, RED . . . . .           | -          | -         | 70,700      | 38,125      |
| SNOOK . . . . .                  | -          | -         | 9,000       | 5,280       |
| SPANISH MACKEREL . . . . .       | -          | -         | 95,500      | 34,940      |
| WHITE BASS . . . . .             | -          | -         | 11,100      | 3,795       |
| WHITEFISH . . . . .              | -          | -         | 184,055     | 87,936      |
| WHITING . . . . .                | -          | -         | 4,199,515   | 685,604     |
| WOLFFISH . . . . .               | -          | -         | 311,234     | 92,172      |
| YELLOW PERCH . . . . .           | -          | -         | 418,116     | 205,568     |
| YELLOW PIKE . . . . .            | -          | -         | 692,624     | 345,873     |
| MISCELLANEOUS 1/ . . . . .       | 15,755     | 3,335     | 823,269     | 281,058     |
| TOTAL . . . . .                  | 21,795,821 | 5,463,008 | 194,011,159 | 48,338,569  |

1/ INCLUDES BLUEFISH, CROAKER, DRUM, OCEAN POUT, PICKEREL, PORGY, SEA ROBIN, SHEEPSHEAD, SMELT, STRIPED BASS, STURGEON, SWORDFISH, TRIGGERFISH, AND UNCLASSIFIED SPECIES.

NOTE 1--PACKAGED FISH WERE PRODUCED IN THE FOLLOWING STATES IN THE SECTIONS INDICATED.

NEW ENGLAND--MAINE, MASSACHUSETTS, RHODE ISLAND AND CONNECTICUT.

MIDDLE ATLANTIC--NEW YORK AND NEW JERSEY.

CHESAPEAKE, SOUTH ATLANTIC AND GULF--MARYLAND, VIRGINIA, NORTH CAROLINA, ALABAMA AND FLORIDA.

GREAT LAKES--NEW YORK, PENNSYLVANIA, OHIO, MICHIGAN, WISCONSIN AND ILLINOIS.

PACIFIC--WASHINGTON, OREGON AND CALIFORNIA.

## FROZEN FISH TRADE

## FISH FROZEN

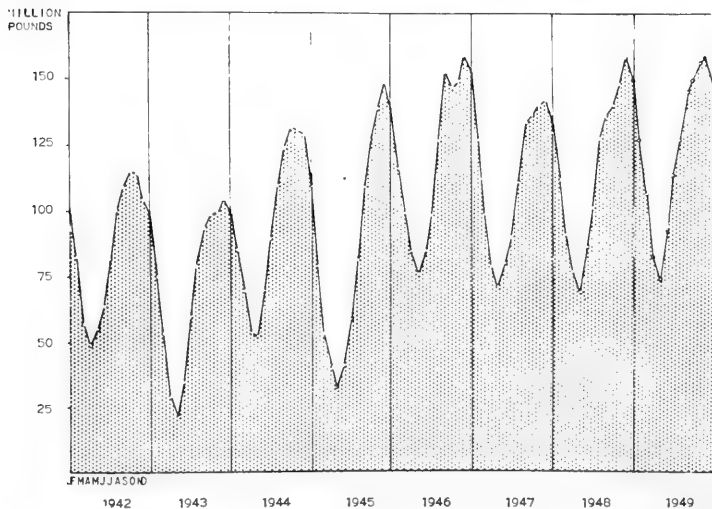
A total of 285,822,000 pounds of fishery products were frozen during 1949 by domestic freezing plants that reported their activities to the Fish and Wildlife Service. This was a decrease of over 6 million pounds or 2 percent compared with the record figure established during the previous year. However, the 1949 production of frozen fish was the third largest ever recorded. It is estimated that a catch of approximately 555 million pounds of fish and shellfish was required to yield the nearly 286 million pounds of round, dressed, and drawn fish, fish fillets, and shellfish frozen in 1949.

During the year, 82 percent of the freezings consisted of salt-water fish; 16 percent shellfish; and 2 percent, fresh-water fish. Compared with 1948, production of shellfish was relatively more important, while that of salt-water fish was less important. Five items accounted for 62 percent of the total poundage frozen. These were ocean perch (rosefish) fillets, which comprised 22 percent of the total; whiting in all its methods of preparation, 13 percent; halibut and shrimp, 11 percent each; and haddock, 5 percent. Substantial increases in the quantities of headed and gutted whiting, silver salmon, and shrimp frozen during 1949, were more than offset by declines in cod, flounder, haddock, pollock, and whiting fillets; mackerel; round whiting; and tuna.

According to geographical sections, the New England States led all other sections in the quantity of fishery products frozen, accounting for 51 percent of the total. Alaska ranked second with 15 percent, followed by the Pacific Coast States with 12 percent.

The increased development of cold storage space, coupled with the increased acceptance of frozen products by the public is believed to have been mainly responsible for the continued large freezings of fishery products during 1949.

COLD STORAGE HOLDINGS OF FISHERY PRODUCTS, 1942 - 1949



GENERAL REVIEW

SUMMARY OF FREEZINGS: BY MONTHS, 1949

| SPECIES   | JANUARY          | FEBRUARY         | MARCH             | APRIL             | MAY               | JUNE              |
|---|------------------|------------------|-------------------|-------------------|-------------------|-------------------|
|   | POUNDS           | POUNDS           | POUNDS            | POUNDS            | POUNDS            | POUNDS            |
| <b>SALT-WATER FISH:</b>   |                  |                  |                   |                   |                   |                   |
| BAIT AND ANIMAL FOOD . . . . .                                  | 558,146          | 180,414          | 2,672,252         | 2,376,389         | 627,087           | 587,287           |
| BLUEFISH . . . . .  | -                | 925              | 2,738             | 10,896            | 23,471            | 7,601             |
| BUTTERFISH . . . . .  | 23,576           | 35,005           | 8,532             | 7,431             | 20,554            | 14,122            |
| COD, HADDOCK, HAKE AND POLLOCK<br>(EXCEPT FILLETS) . . . . .    | 48,796           | 52,113           | 40,026            | 130,440           | 137,208           | 69,712            |
| CROAKERS . . . . .  | -                | -                | 21,354            | 5,909             | 5,605             | 60,097            |
| EELS . . . . .  | 56,067           | -                | -                 | 2,181             | 21,281            | 20,768            |
| <b>FILLETS:</b>   |                  |                  |                   |                   |                   |                   |
| COD . . . . .   | 217,142          | 237,410          | 368,450           | 503,015           | 482,663           | 396,256           |
| FLounder (INC. SOLE) . . . . .                                  | 194,857          | 207,499          | 463,541           | 227,637           | 353,394           | 256,655           |
| HADDOCK . . . . .   | 263,511          | 980,544          | 970,096           | 2,737,603         | 2,128,966         | 2,436,254         |
| LINGCOD . . . . .   | 20,909           | 22,207           | 19,210            | 6,335             | 67,271            | 27,560            |
| MACKEREL . . . . .  | 2,969            | 26,328           | 8,460             | 71,199            | 8,773             | 72,699            |
| POLLOCK . . . . .   | 411,079          | 175,998          | 99,813            | 538,800           | 219,021           | 164,871           |
| OCEAN PERCH (ROSEFISH) . . . . .                                | 2,470,864        | 2,896,816        | 3,146,957         | 4,705,123         | 7,627,316         | 7,916,944         |
| WHITING (INC. SPLIT BUTTERFLY) . . . . .                        | 942              | 390              | -                 | 33,440            | 132,433           | 148,842           |
| OTHER FILLETS . . . . .   | 254,157          | 88,713           | 179,630           | 345,692           | 319,835           | 356,512           |
| FLounder (INC. SOLE, FLUKE AND<br>CALIFORNIA HALIBUT) . . . . . | 72,155           | 56,210           | 328,614           | 86,613            | 85,937            | 133,829           |
| HALIBUT . . . . .   | -                | -                | -                 | -                 | 12,799,855        | 10,372,839        |
| HERRING, SEA . . . . .  | 187,710          | 86,276           | 230,029           | 359,455           | 334,955           | 130,312           |
| MACKEREL (EX. FILLETS, SPANISH<br>AND KING) . . . . .           | 95,215           | 7,534            | 8,453             | 25,634            | 121,019           | 418,339           |
| MULLET . . . . .  | 157,120          | 56,688           | 7,166             | 11,775            | 12,269            | 9,106             |
| SABLEFISH (BLACK COD) . . . . .                                 | 19,010           | 9,200            | 512               | 111,548           | 232,976           | 381,203           |
| <b>SALMON:</b>  |                  |                  |                   |                   |                   |                   |
| KING OR CHINOOK . . . . .                                       | -                | -                | 1,003             | 660               | 573,155           | 856,912           |
| SILVER OR COHO . . . . .  | -                | -                | -                 | -                 | 3,145             | 229,862           |
| FALL OR CHUM . . . . .  | -                | -                | -                 | -                 | 16                | 2,472             |
| STEELHEAD TROUT . . . . .                                       | -                | -                | -                 | 4,601             | 6,743             | 2,506             |
| UNCLASSIFIED . . . . .  | -                | -                | -                 | 2,487             | 59,097            | 62,205            |
| SCUP (PORGIES) . . . . .  | 16,313           | 22,652           | 26,945            | 1,365             | 112,340           | 96,419            |
| SEA TROUT (WEAKFISH, GRAY AND<br>SPOTTED) . . . . .             | 23,687           | 26,194           | 58,941            | 5,049             | 32,330            | 84,136            |
| SHAD (INC. ROE SHAD) . . . . .                                  | -                | -                | 1,846             | 4,344             | 53,827            | 38,345            |
| SHAD ROE . . . . .  | -                | -                | -                 | 14,396            | 39,885            | 6,694             |
| SMELT . . . . .   | 40,153           | 23,618           | 461,373           | 204,470           | 8,094             | 35,308            |
| SWORDFISH . . . . .   | -                | -                | -                 | -                 | -                 | 2,912             |
| TUNA . . . . .  | -                | 141,997          | -                 | 900               | -                 | 11,670            |
| WHITING (SILVER HAKE):  |                  |                  |                   |                   |                   |                   |
| ROUND . . . . .   | 36,716           | -                | 6,075             | 36,415            | 790,315           | 57,329            |
| HEADED AND GUTTED (EX. FILLETS) . . . . .                       | 15,640           | 45,974           | 29,460            | 42,172            | 1,975,244         | 6,681,745         |
| UNCLASSIFIED SALT-WATER FISH . . . . .                          | 505,389          | 616,671          | 824,763           | 1,062,635         | 1,595,592         | 1,217,915         |
| <b>TOTAL SALT-WATER FISH . . . . .</b>                          | <b>5,692,123</b> | <b>5,997,376</b> | <b>10,183,259</b> | <b>13,676,629</b> | <b>31,011,672</b> | <b>33,368,238</b> |
| <b>FRESH-WATER FISH:</b>  |                  |                  |                   |                   |                   |                   |
| BAIT AND ANIMAL FOOD . . . . .                                  | 18,802           | -                | 257,000           | -                 | -                 | 7,635             |
| BLUE PIKE AND SAUGER (EX. FILLETS) . . . . .                    | 335              | -                | -                 | 747               | 43,136            | 43,023            |
| CATFISH AND BULLHEADS . . . . .                                 | 68,781           | 11,996           | 12,535            | 18,861            | 94,575            | 93,618            |
| CHUBS . . . . .   | 9,470            | 5,296            | 2,469             | 4,295             | 12,469            | -                 |
| <b>FILLETS:</b>   |                  |                  |                   |                   |                   |                   |
| BLUE PIKE AND SAUGER . . . . .                                  | -                | -                | -                 | 22,082            | 15,500            | 3,575             |
| LAKE HERRING . . . . .  | -                | -                | -                 | -                 | 7,620             | -                 |
| YELLOW PERCH . . . . .  | -                | -                | -                 | 19,600            | 805               | 700               |
| YELLOW PIKE . . . . .   | -                | -                | -                 | 1,000             | -                 | -                 |
| OTHER FILLETS . . . . .   | -                | -                | 114               | -                 | 150               | -                 |
| LAKE HERRING AND CISCO (EX. FILLETS) . . . . .                  | 110,310          | -                | 1,802             | 8,053             | 23,174            | 6,989             |
| LAKE TROUT . . . . .  | -                | 1,120            | 3,424             | 26,109            | 30,785            | 13,598            |
| PICKEREL (JACK OR YELLOW JACK) . . . . .                        | 976              | 406              | 2,072             | 43,798            | 43,038            | 30,058            |
| STURGEON AND SPOONBILL CAT . . . . .                            | 1,321            | 1,474            | 6,541             | 10,346            | 33,082            | 64,744            |
| SUCKERS . . . . .   | -                | -                | 6,850             | 5,043             | -                 | -                 |
| TULLIBEE . . . . .  | -                | 5,010            | -                 | -                 | -                 | -                 |
| YELLOW PERCH (EX. FILLETS) . . . . .                            | 255              | -                | -                 | 15,879            | 1,145             | -                 |
| YELLOW PIKE (EX. FILLETS) . . . . .                             | 3,682            | 753              | 275               | 61,461            | 32,084            | 8,723             |
| WHITEFISH . . . . .   | 22,698           | 7,519            | 2,034             | 6,421             | 8,144             | 19,157            |
| UNCLASSIFIED FRESH-WATER FISH . . . . .                         | 75,290           | 58,236           | 80,738            | 151,986           | 205,924           | 173,848           |
| <b>TOTAL FRESH-WATER FISH . . . . .</b>                         | <b>311,920</b>   | <b>91,810</b>    | <b>373,954</b>    | <b>395,621</b>    | <b>509,793</b>    | <b>475,648</b>    |
| <b>SHELLFISH:</b>   |                  |                  |                   |                   |                   |                   |
| CLAMS . . . . .   | 9,734            | 24,589           | 10,360            | 91,197            | 64,936            | 39,077            |
| CRABS (INC. CRAB MEAT) . . . . .                                | 37,183           | 20,690           | 28,740            | 86,535            | 303,234           | 89,201            |
| LOBSTER TAILS (SPINY LOBSTER) . . . . .                         | 69,358           | 85,153           | 61,619            | 34,911            | 1,685             | 39,266            |
| OYSTERS . . . . .   | 27,617           | 24,423           | 55,066            | 46,040            | 51,755            | 14,929            |
| SCALLOPS . . . . .  | 113,324          | 60,454           | 92,385            | 274,696           | 426,362           | 467,913           |
| SHRIMP (INC. SHRIMP MEAT) . . . . .                             | 1,085,720        | 563,162          | 895,882           | 1,521,013         | 3,185,429         | 3,411,045         |
| SQUID . . . . .   | 40,445           | 20,437           | 159,260           | 336,432           | 2,115,843         | 940,600           |
| UNCLASSIFIED SHELLFISH . . . . .                                | 47,139           | 25,426           | 22,642            | 20,950            | 103,979           | 64,054            |
| <b>TOTAL SHELLFISH . . . . .</b>                                | <b>1,430,520</b> | <b>824,334</b>   | <b>1,315,954</b>  | <b>2,411,774</b>  | <b>6,253,423</b>  | <b>5,066,085</b>  |
| <b>TOTAL FISH AND SHELLFISH . . . . .</b>                       | <b>7,434,563</b> | <b>6,913,520</b> | <b>11,873,167</b> | <b>16,484,024</b> | <b>37,774,888</b> | <b>38,909,971</b> |

(CONTINUED ON NEXT PAGE)

## SUMMARY OF FREEZINGS: BY MONTHS, 1949 - Continued

| SPECIES   | JULY              | AUGUST            | SEPTEMBER         | OCTOBER           | NOVEMBER          | DECEMBER          | TOTAL              |
|---|-------------------|-------------------|-------------------|-------------------|-------------------|-------------------|--------------------|
|   | POUNDS            | POUNDS            | POUNDS            | POUNDS            | POUNDS            | POUNDS            | POUNDS             |
| <b>SALT-WATER FISH:</b>   |                   |                   |                   |                   |                   |                   |                    |
| BAIT AND ANIMAL FOOD . . .                                      | 648,486           | 703,125           | 442,905           | 385,717           | 698,269           | 861,190           | 10,746,267         |
| BLUE FISH . . . . .   | 12,909            | 175,932           | 52,141            | 9,120             | 3,783             | 19,815            | 437,331            |
| BUTTERFISH . . . . .  | 101,686           | 77,013            | 217,064           | 156,566           | 209,413           | 33,955            | 904,917            |
| COD, HADDOCK, HAKE AND POLLOCK<br>(EXCEPT FILLETS) . . . . .    | 132,409           | 81,684            | 108,745           | 47,528            | 73,499            | 104,850           | 1,027,010          |
| CROAKERS . . . . .  | 192,327           | 216,277           | 76,390            | 39,953            | -                 | 18,078            | 827,990            |
| EELS . . . . .  | 6,351             | 11,624            | 45,536            | 26,739            | 3,085             | 10,571            | 204,203            |
| <b>FILLETS:</b>   |                   |                   |                   |                   |                   |                   |                    |
| COD . . . . .   | 507,231           | 237,883           | 325,796           | 345,430           | 575,002           | 200,974           | 4,397,252          |
| FLounder (INC. SOLE) . . . . .                                  | 442,244           | 1,267,559         | 982,355           | 657,235           | 774,305           | 292,185           | 6,119,486          |
| HADDOCK . . . . .   | 1,251,255         | 1,972,224         | 1,278,359         | 791,509           | 530,011           | 424,935           | 15,766,267         |
| LINGCOD . . . . .   | 31,036            | 58,617            | 50,456            | 73,990            | 1,202             | -                 | 378,793            |
| MACKEREL . . . . .  | 10,354            | 55,938            | 13,918            | 7,516             | 114,188           | 19,323            | 411,665            |
| POLLOCK . . . . .   | 162,143           | 157,667           | 74,011            | 358,562           | 695,783           | 1,009,343         | 4,067,091          |
| OCEAN PERCH (ROSEFISH) . . . . .                                | 7,262,340         | 7,615,104         | 6,159,408         | 4,935,674         | 4,387,594         | 2,935,791         | 62,059,931         |
| WHITING (INC. SPLIT<br>BUTTERFLY) . . . . .                     | 952,985           | 811,573           | 1,188,915         | 1,052,441         | 306,078           | 5,067             | 4,633,106          |
| OTHER FILLETS . . . . .   | 416,258           | 359,619           | 466,304           | 164,318           | 131,322           | 105,896           | 3,373,256          |
| <b>FLOUNDERS (INC. SOLE, FLUKE<br/>AND CALIFORNIA HALIBUT):</b> |                   |                   |                   |                   |                   |                   |                    |
| FLounder . . . . .  | 41,100            | 90,472            | 52,558            | 110,448           | 249,330           | 80,013            | 1,387,279          |
| HALIBUT . . . . .   | 6,799,058         | 477,506           | 174,336           | 74,625            | 3,610             | 3,110             | 30,704,939         |
| HERRING, SEA . . . . .  | 74,558            | 71,677            | 75,515            | 84,967            | 137,357           | 1,095,455         | 2,868,266          |
| <b>MACKEREL (EX. FILLETS,<br/>SPANISH AND KING):</b>            |                   |                   |                   |                   |                   |                   |                    |
| MACKEREL . . . . .  | 437,993           | 166,311           | 138,897           | 137,830           | 810,689           | 170,223           | 2,538,137          |
| MULLET . . . . .  | 2,808             | 49,535            | 111,533           | 125,302           | 395,841           | 259,250           | 1,198,393          |
| SABLEFISH (BLACK COD) . . . . .                                 | 899,992           | 1,935,120         | 1,323,138         | 622,418           | 149,595           | 14,281            | 5,698,993          |
| <b>SALMON:</b>  |                   |                   |                   |                   |                   |                   |                    |
| KING OR CHINOOK . . . . .                                       | 955,450           | 953,086           | 913,942           | 217,854           | 48,017            | 763               | 4,520,842          |
| SILVER OR COHO . . . . .  | 1,953,499         | 3,351,185         | 2,140,171         | 521,369           | 129,174           | 2,241             | 8,330,646          |
| FALL OR CHUM . . . . .  | 13,252            | 330,539           | 220,178           | 521,494           | 531,522           | 823               | 1,620,296          |
| PINK . . . . .  | 114,505           | 1,373,282         | 497,224           | -                 | -                 | -                 | 1,985,011          |
| STEELHEAD TROUT . . . . .                                       | 10,158            | 24,140            | 10,786            | 1,702             | 5,799             | 925               | 67,360             |
| UNCLASSIFIED . . . . .  | 137,356           | 894,502           | 342,748           | 3,569             | 86                | 215               | 1,502,265          |
| SCUP (PORGIES) . . . . .  | 12,625            | 16,365            | 164,913           | 58,230            | 14,254            | 5,952             | 548,373            |
| <b>SEA TROUT (WEAKFISH, GRAY<br/>AND SPOTTED):</b>              |                   |                   |                   |                   |                   |                   |                    |
| SHAD (INC. ROE SHAD) . . . . .                                  | 34,975            | 54,061            | 136,344           | 108,806           | 86,761            | 122,077           | 773,361            |
| SHAD ROE . . . . .  | -                 | -                 | -                 | -                 | -                 | -                 | 98,362             |
| SMELT . . . . .   | 95,213            | 75,324            | 21,805            | 13,445            | 23,885            | 4,689             | 1,007,377          |
| SWORDFISH . . . . .   | 42,651            | 78,689            | 19,531            | 25,413            | 890               | -                 | 170,086            |
| TUNA . . . . .  | 268,995           | 787,939           | 98,960            | 91,857            | 8,019             | 2,350             | 1,412,687          |
| <b>WHITING (SILVER HAKE):</b>                                   |                   |                   |                   |                   |                   |                   |                    |
| ROUND . . . . .   | 392,019           | 146,674           | 271,184           | 121,321           | 105,278           | 21,613            | 1,984,939          |
| HEADED AND GUTTED<br>(EX. FILLETS) . . . . .                    | 5,161,890         | 8,755,126         | 7,527,001         | 3,857,477         | 621,321           | 14,100            | 34,727,150         |
| UNCLASSIFIED SALT-WATER<br>FISH . . . . .                       | 1,087,281         | 1,653,361         | 2,092,055         | 1,790,594         | 1,666,415         | 1,091,088         | 15,203,799         |
| <b>TOTAL SALT-WATER FISH . . . . .</b>                          | <b>30,665,392</b> | <b>35,087,733</b> | <b>27,815,122</b> | <b>17,630,039</b> | <b>13,705,377</b> | <b>8,931,141</b>  | <b>233,764,101</b> |
| <b>FRESH-WATER FISH:</b>  |                   |                   |                   |                   |                   |                   |                    |
| BAIT AND ANIMAL FOOD . . . . .                                  | -                 | -                 | -                 | -                 | -                 | 750,000           | 1,025,802          |
| BLUE PIKE AND SAUGER<br>(EX. FILLETS) . . . . .                 | 325               | 3,485             | 8,682             | 8,682             | 145,560           | 13,228            | 223,133            |
| CATFISH AND BULLHEADS . . . . .                                 | 21,732            | 17,413            | 11,008            | 31,692            | 136,295           | 108,107           | 576,018            |
| CHUBS . . . . .   | 187,643           | 200,323           | 169,046           | 21,833            | 24,875            | 101,978           | 1,023,315          |
| <b>FILLETS:</b>   |                   |                   |                   |                   |                   |                   |                    |
| BLUE PIKE AND SAUGER . . . . .                                  | -                 | 390               | 3,215             | 13,800            | 161,204           | 5,080             | 224,846            |
| LAKE HERRING . . . . .  | -                 | -                 | -                 | 169               | -                 | 29,510            | 37,299             |
| YELLOW PERCH . . . . .  | 620               | 34,694            | 20,405            | 9,705             | 920               | 6,939             | 94,388             |
| YELLOW PIKE . . . . .   | 182               | 8,569             | 1,310             | 6,377             | 945               | -                 | 18,383             |
| OTHER FILLETS . . . . .   | -                 | -                 | -                 | 3,536             | 2,608             | 41                | 6,449              |
| <b>LAKE HERRING AND CISCO<br/>(EX. FILLETS):</b>                |                   |                   |                   |                   |                   |                   |                    |
| LAKE TROUT . . . . .  | 16,793            | 2,593             | 8,365             | 44,778            | 526,590           | 659,175           | 1,408,622          |
| PICKEREL (JACKS OR YELLOW<br>JACK) . . . . .                    | 45,482            | 57,890            | 19,536            | 48,326            | 9,842             | 3,650             | 259,762            |
| STURGEON AND SPOONBILL CAT<br>SUCKERS . . . . .                 | 28,657            | 44,732            | 30,674            | 24,299            | 2,610             | 2,368             | 248,948            |
| TULLIBEE . . . . .  | 1,000             | -                 | 1,205             | 1,050             | 1,050             | 1,000             | 15,638             |
| YELLOW PERCH (EX. FILLETS) . . . . .                            | 2,000             | 2,000             | 3,000             | 1,100             | 35,000            | -                 | 48,110             |
| YELLOW PIKE (EX. FILLETS) . . . . .                             | 3,719             | 200               | 11,746            | 25,431            | 32,033            | 32,157            | 122,565            |
| WHITEFISH . . . . .   | 1,316             | 645               | 9,135             | 47,249            | 20,181            | 1,264             | 186,768            |
| UNCLASSIFIED FRESH-WATER<br>FISH . . . . .                      | 133,546           | 41,420            | 64,001            | 80,949            | 3,035             | 25,778            | 424,702            |
| <b>TOTAL FRESH-WATER FISH . . . . .</b>                         | <b>57,043</b>     | <b>80,911</b>     | <b>64,746</b>     | <b>175,492</b>    | <b>165,923</b>    | <b>51,003</b>     | <b>1,341,140</b>   |
| <b>TOTAL FRESH-WATER FISH . . . . .</b>                         | <b>500,599</b>    | <b>495,265</b>    | <b>424,261</b>    | <b>782,411</b>    | <b>1,296,235</b>  | <b>1,791,067</b>  | <b>7,448,583</b>   |
| <b>SHELLFISH:</b>   |                   |                   |                   |                   |                   |                   |                    |
| CLAMS . . . . .   | 13,955            | 22,548            | 58,295            | 13,734            | 10,232            | 7,296             | 365,913            |
| CRABS (INC. CRAB MEAT) . . . . .                                | 227,166           | 214,3C3           | 187,089           | 123,094           | 42,206            | 46,961            | 1,406,452          |
| <b>LOBSTER TAILS (SPINY<br/>LOBSTER):</b>                       |                   |                   |                   |                   |                   |                   |                    |
| OYSTERS . . . . .   | 6,129             | 25,643            | 22,533            | 84,530            | 264,932           | 2,09,889          | 905,648            |
| SCALLOPS . . . . .  | 1,074             | 4,894             | 9,437             | 33,880            | 50,939            | 87,820            | 407,874            |
| SHRIMP (INC. SHRIMP MEAT) . . . . .                             | 487,008           | 559,001           | 265,776           | 527,700           | 607,787           | 326,018           | 4,198,624          |
| SQUID . . . . .   | 2,311,670         | 3,441,340         | 4,159,392         | 4,929,112         | 5,203,800         | 1,745,895         | 32,453,460         |
| UNCLASSIFIED SHELLFISH . . . . .                                | 197,552           | 65,572            | 26,400            | 98,139            | 122,516           | 5,289             | 4,128,485          |
|   | 58,662            | 129,969           | 126,955           | 85,663            | 32,312            | 25,127            | 742,878            |
| <b>TOTAL SHELLFISH . . . . .</b>                                | <b>3,303,216</b>  | <b>4,463,320</b>  | <b>4,855,837</b>  | <b>5,895,852</b>  | <b>6,334,724</b>  | <b>2,454,295</b>  | <b>44,609,334</b>  |
| <b>TOTAL FISH AND SHELL-<br/>FISH . . . . .</b>                 | <b>34,469,207</b> | <b>40,046,318</b> | <b>33,095,219</b> | <b>24,308,302</b> | <b>21,336,336</b> | <b>13,176,503</b> | <b>285,822,018</b> |



## SUMMARY OF FREEZINGS: BY SECTIONS, 1949

| SPECIES   | NEW ENGLAND   | MIDDLE ATLANTIC | SOUTH ATLANTIC | NORTH CENTRAL, EAST | NORTH CENTRAL, WEST |
|---|---------------|-----------------|----------------|---------------------|---------------------|
|   | <u>POUNDS</u> | <u>POUNDS</u>   | <u>POUNDS</u>  | <u>POUNDS</u>       | <u>POUNDS</u>       |
| SALT-WATER FISH:  |               |                 |                |                     |                     |
| BAIT AND ANIMAL FOOD . . . . .                                  | 586,411       | 2,571,007       | 353,368        | -                   | -                   |
| BLUEFISH . . . . .  | 17,862        | 398,270         | 15,004         | 2,562               | -                   |
| BUTTERFISH . . . . .  | 258,359       | 626,108         | 20,156         | 294                 | -                   |
| COD, HADDOCK, HAKE AND POLLOCK<br>(EXCEPT FILLETS) . . . . .    | 495,478       | 329,244         | 6,080          | -                   | -                   |
| CROAKERS . . . . .  | 1,290         | 132,388         | 674,980        | -                   | -                   |
| EELS . . . . .  | 36,905        | 149,150         | 15,163         | 2,985               | -                   |
| FILLETS:  |               |                 |                |                     |                     |
| COD . . . . .   | 4,022,209     | 118,711         | 350            | -                   | -                   |
| FLOUNDER (INC. SOLE) . . . . .                                  | 3,315,572     | 60,269          | 9,267          | -                   | -                   |
| HADDOCK . . . . .   | 15,676,219    | 90,048          | -              | -                   | -                   |
| MACKEREL . . . . .  | 303,507       | 900             | -              | -                   | -                   |
| POLLOCK . . . . .   | 4,064,619     | 2,472           | -              | -                   | -                   |
| OCEAN PERCH (ROSEFISH) . . . . .                                | 62,059,531    | -               | 400            | -                   | -                   |
| WHITING (INC. SPLIT BUTTERFLY) . . . . .                        | 4,621,504     | 11,602          | -              | -                   | -                   |
| OTHER FILLETS . . . . .   | 1,278,456     | 5,204           | 31,447         | 1,770               | 15,915              |
| FLOWNERS (INC. SOLE, FLUKE AND<br>CALIFORNIA HALIBUT) . . . . . | 410,832       | 521,438         | 139,793        | 537                 | -                   |
| HALIBUT . . . . .   | 217,789       | 29,464          | -              | -                   | -                   |
| HERRING, SEA . . . . .  | 1,040,366     | 1,705,796       | -              | -                   | -                   |
| MACKEREL (EX. FILLETS, SPANISH<br>AND KING) . . . . .           | 1,782,599     | 599,559         | 400            | -                   | -                   |
| MULLET . . . . .  | -             | 141,444         | 786,407        | 4,592               | -                   |
| UNCLASSIFIED . . . . .  | 100           | 11,421          | -              | -                   | -                   |
| SCUP (FORGIES) . . . . .  | 124,415       | 211,320         | 212,638        | -                   | -                   |
| SEA TROUT (WEAKFISH, GRAY AND SPOTTED)                          | -             | 130,111         | 506,411        | -                   | -                   |
| SHAD (INC. ROE SHAD) . . . . .                                  | 1,840         | 6,953           | 25,672         | -                   | -                   |
| SHAD ROE . . . . .  | 357           | 19,236          | 23,894         | 7,994               | 345                 |
| SMELT . . . . .   | 28,538        | 72,236          | -              | 145,830             | -                   |
| SWORDFISH . . . . .   | 161,956       | 1,795           | -              | -                   | -                   |
| TUNA . . . . .  | 124,028       | 11,996          | -              | -                   | -                   |
| WHITING (SILVER HAKE):  |               |                 |                |                     |                     |
| ROUND . . . . .   | 1,499,416     | 482,323         | -              | -                   | -                   |
| HEADED AND GUTTED (EX. FILLETS) . . . . .                       | 34,712,151    | 14,999          | -              | -                   | -                   |
| UNCLASSIFIED SALT-WATER FISH . . . . .                          | 2,188,995     | 1,820,569       | 2,479,258      | 868,125             | 109,476             |
| TOTAL SALT-WATER FISH . . . . .                                 | 139,031,304   | 10,276,033      | 5,300,688      | 1,034,689           | 124,736             |
| FRESH-WATER FISH:   |               |                 |                |                     |                     |
| BAIT AND ANIMAL FOOD . . . . .                                  | -             | -               | -              | 18,802              | 1,007,000           |
| BLUE PIKE AND SAUGER (EX. FILLETS) . . . . .                    | -             | 19,392          | -              | 201,373             | 2,368               |
| CATFISH AND BULLHEADS . . . . .                                 | 50,136        | 1,845           | 339,035        | 22,758              | 60,699              |
| CHUBS . . . . .   | 43,861        | 161,293         | 940            | 817,221             | -                   |
| FILLETS:  |               |                 |                |                     |                     |
| BLUE PIKE AND SAUGER . . . . .                                  | -             | 51,866          | -              | 172,470             | 510                 |
| LAKE HERRING . . . . .  | 169           | -               | -              | 37,130              | -                   |
| YELLOW PERCH . . . . .  | 4,640         | -               | -              | 89,748              | -                   |
| YELLOW PIKE . . . . .   | -             | 818             | -              | 15,791              | 1,774               |
| OTHER FILLETS . . . . .   | -             | 770             | -              | 5,679               | -                   |
| LAKE HERRING AND CISCO (EX. FILLETS) . . . . .                  | -             | 37,606          | -              | 1,139,016           | 232,000             |
| LAKE TROUT . . . . .  | 5,962         | 101,731         | -              | 109,107             | 42,337              |
| PICKEREL (LACKS OR YELLOW JACK) . . . . .                       | -             | 46,104          | -              | 82,091              | 34,500              |
| STURGEON AND SPOONBILL CAT . . . . .                            | -             | 227,148         | 14,119         | 7,681               | -                   |
| SUCKERS . . . . .   | -             | -               | -              | 15,638              | -                   |
| TULLIBEE . . . . .  | -             | 2,160           | 3,950          | -                   | 42,000              |
| YELLOW PERCH (EX. FILLETS) . . . . .                            | 491           | 2,129           | -              | 119,945             | -                   |
| YELLOW PIKE (EX. FILLETS) . . . . .                             | 197           | 128,687         | 280            | 55,649              | -                   |
| WHITEFISH . . . . .   | 16,282        | 293,910         | 6,225          | 102,068             | 6,217               |
| UNCLASSIFIED FRESH-WATER FISH . . . . .                         | 2,051         | 716,472         | 36,998         | 373,658             | 101,025             |
| TOTAL FRESH-WATER FISH . . . . .                                | 123,789       | 1,791,931       | 401,547        | 3,385,825           | 1,530,430           |
| SHELLFISH:  |               |                 |                |                     |                     |
| CLAMS . . . . .   | 45,114        | 10,696          | 15,351         | -                   | -                   |
| CRABS (INC. CRAB MEAT) . . . . .                                | -             | 198,840         | 619,663        | 36                  | 268                 |
| LOBSTER TAILS (SPINY LOBSTER) . . . . .                         | 45            | 58,296          | 219,661        | 5,545               | 3,689               |
| OYSTERS . . . . .   | 33,809        | 400             | 109,549        | -                   | -                   |
| SCALLOPS . . . . .  | 3,647,684     | 400,521         | 147,079        | 2,340               | -                   |
| SHRIMP (INC. SHRIMP MEAT) . . . . .                             | 95,975        | 1,442,706       | 3,698,313      | 12,184              | -                   |
| SQUID . . . . .   | 2,262,697     | 1,251,024       | 64,083         | -                   | -                   |
| UNCLASSIFIED SHELLFISH . . . . .                                | 128,027       | 485,322         | 39,770         | 347                 | 400                 |
| TOTAL SHELLFISH . . . . .                                       | 6,213,351     | 3,847,805       | 4,913,469      | 20,452              | 4,357               |
| TOTAL FISH AND SHELLFISH . . . . .                              | 145,368,444   | 15,915,769      | 10,615,704     | 4,440,966           | 1,659,523           |

NOTE:--THE SECTIONS INDICATED INCLUDE THE FOLLOWING STATES:

NEW ENGLAND--MAINE, MASSACHUSETTS, RHODE ISLAND AND CONNECTICUT.

MIDDLE ATLANTIC--NEW YORK, NEW JERSEY, AND PENNSYLVANIA.

SOUTH ATLANTIC--MARYLAND, DISTRICT OF COLUMBIA, VIRGINIA, SOUTH CAROLINA, GEORGIA, AND FLORIDA.

NORTH CENTRAL, EAST--OHIO, INDIANA, ILLINOIS, MICHIGAN AND WISCONSIN.

NORTH CENTRAL, WEST--MINNESOTA, IOWA, MISSOURI, NORTH DAKOTA, NEBRASKA, AND KANSAS.

## GENERAL REVIEW

## SUMMARY OF FREEZINGS: BY SECTIONS, 1949 - Continued

| SPECIES  | SOUTH CENTRAL | PACIFIC    | ALASKA     | TOTAL       |
|--|---------------|------------|------------|-------------|
|  | POUNDS        | POUNDS     | POUNDS     | POUNDS      |
| SALT-WATER FISH:                                   |               |            |            |             |
| BAIT AND ANIMAL FOOD                               | 119,418       | 3,560,539  | 3,555,524  | 10,746,267  |
| BLUEFISH   | 3,633         | -          | -          | 427,331     |
| BUTTERFISH   | -             | -          | -          | 904,917     |
| COD, HADDOCK, HAKE AND POLLOCK (EXCEPT FILLETS)    | 900           | 135,862    | 59,446     | 1,027,010   |
| CROAKERS   | 19,332        | -          | -          | 827,990     |
| EELS   | -             | -          | -          | 204,203     |
| FILLETS:   |               |            |            |             |
| COD  | 17,800        | 238,182    | -          | 4,397,252   |
| FLOUNDER (INC. SOLE)                               | -             | 2,732,129  | 2,250      | 6,119,485   |
| HADDOCK  | -             | -          | -          | 15,756,267  |
| LINGCOD  | -             | 377,954    | 839        | 378,793     |
| MACKEREL   | -             | 107,258    | -          | 411,665     |
| POLLOCK  | -             | -          | -          | 4,067,091   |
| OCEAN PERCH (ROSEFISH)                             | -             | -          | -          | 62,059,931  |
| WHITING (INC. SPLIT BUTTERFLY)                     | -             | -          | -          | 4,633,106   |
| OTHER FILLETS                                      | 6,786         | 1,992,843  | 40,835     | 3,373,256   |
| FLOUNDER (INC. SOLE, FLUKE AND CALIFORNIA HALIBUT) | 202,305       | 112,374    | -          | 1,387,279   |
| HALIBUT  | 500           | 7,201,206  | 23,255,980 | 30,704,939  |
| HERRING, SEA                                       | -             | 32,104     | 90,000     | 2,868,266   |
| MACKEREL (EX. FILLETS, SPANISH AND KING)           | -             | 155,570    | -          | 2,538,137   |
| MULLET   | 265,950       | -          | -          | 1,198,393   |
| SABLEFISH (BLACK COD)                              | -             | 1,992,572  | 3,706,421  | 5,698,993   |
| SALMON:  |               |            |            |             |
| KING OR CHINOOK                                    | -             | 2,483,396  | 2,337,446  | 4,520,842   |
| SILVER OR CHUM                                     | -             | 2,548,118  | 5,782,528  | 8,330,646   |
| FALL OR CHUM                                       | -             | 785,066    | 835,230    | 1,620,296   |
| PINK   | -             | 51,081     | 1,933,930  | 1,985,011   |
| STEELHEAD TROUT                                    | -             | 52,074     | 15,286     | 67,360      |
| UNCLASSIFIED                                       | -             | 233,756    | 1,256,988  | 1,502,265   |
| SCUP (PORGIES)                                     | -             | -          | -          | 548,373     |
| SEA TROUT (WEAKFISH, GRAY AND SPOTTED)             | 136,839       | -          | -          | 773,361     |
| SHAD (INC. ROE SHAD)                               | -             | 63,897     | -          | 98,352      |
| SHAD ROE   | -             | 9,149      | -          | 60,975      |
| SHELT  | -             | 760,773    | -          | 1,007,377   |
| SWORDFISH  | -             | 6,335      | -          | 170,086     |
| TUNA   | -             | 1,276,663  | -          | 1,412,687   |
| WHITING (SILVER HAKE):                             |               |            |            |             |
| ROUND  | 3,200         | -          | -          | 1,984,939   |
| HEADED AND GUTTED (EX. FILLETS)                    | -             | -          | -          | 34,727,150  |
| UNCLASSIFIED SALT-WATER FISH                       | 1,841,591     | 4,842,120  | 1,054,665  | 15,203,799  |
| TOTAL SALT-WATER FISH                              | 2,618,254     | 31,751,029 | 43,627,368 | 233,764,101 |
| FRESH-WATER FISH:                                  |               |            |            |             |
| BAIT AND ANIMAL FOOD                               | -             | -          | -          | 1,025,802   |
| BLUE PIKE AND SAUGER                               | -             | -          | -          | 223,133     |
| CATFISH AND BULLHEADS                              | 101,545       | -          | -          | 576,018     |
| CHUBS  | -             | -          | -          | 1,023,315   |
| FILLETS:   |               |            |            |             |
| BLUE PIKE AND SAUGER                               | -             | -          | -          | 224,846     |
| LAKE HERRING                                       | -             | -          | -          | 37,299      |
| YELLOW PERCH                                       | -             | -          | -          | 94,388      |
| YELLOW PIKE  | -             | -          | -          | 18,333      |
| OTHER FILLETS                                      | -             | -          | -          | 6,449       |
| LAKE HERRING AND CISCO (EX. FILLETS)               | -             | -          | -          | 1,408,622   |
| LAKE TROUT   | 625           | -          | -          | 259,762     |
| PICKEREL (JACKS OR YELLOW JACK)                    | -             | -          | -          | 162,695     |
| STURGEON AND SPOONBILL CAT                         | -             | -          | -          | 248,948     |
| SUCKERS  | -             | -          | -          | 15,638      |
| TULLIBEE   | -             | -          | -          | 48,110      |
| YELLOW PERCH (EX. FILLETS)                         | -             | -          | -          | 122,565     |
| YELLOW PIKE (EX. FILLETS)                          | 1,955         | -          | -          | 186,768     |
| WHITEFISH  | -             | -          | -          | 424,702     |
| UNCLASSIFIED FRESH-WATER FISH                      | 107,789       | 3,147      | -          | 1,341,140   |
| TOTAL FRESH-WATER FISH                             | 211,914       | 3,147      | -          | 7,448,583   |
| SHELLFISH:   |               |            |            |             |
| CLAMS  | -             | 267,029    | 27,723     | 365,913     |
| CRABS (INC. CRAB MEAT)                             | 54,731        | 416,144    | 116,770    | 1,406,452   |
| LOBSTER TAILS (SPINY LOBSTER)                      | 20,969        | 597,443    | -          | 905,648     |
| OYSTERS  | 26,496        | 237,620    | -          | 407,874     |
| SCALLOPS   | 1,000         | -          | -          | 4,198,624   |
| SHRIMP (INC. SHRIMP MEAT)                          | 25,983,598    | 1,220,684  | -          | 32,453,460  |
| SQUID  | 3,639         | 547,042    | -          | 4,128,465   |
| UNCLASSIFIED SHELLFISH                             | 42,859        | 41,153     | 5,000      | 742,878     |
| TOTAL SHELLFISH                                    | 26,133,292    | 3,327,115  | 149,493    | 44,609,334  |
| TOTAL FISH AND SHELLFISH                           | 28,963,460    | 35,081,291 | 43,776,861 | 285,822,018 |

NOTE:--THE SECTIONS INDICATED INCLUDE THE FOLLOWING STATES:  
 SOUTH CENTRAL--KENTUCKY, TENNESSEE, ALABAMA, MISSISSIPPI, LOUISIANA, TEXAS, AND ARKANSAS.  
 PACIFIC--WASHINGTON, OREGON, CALIFORNIA, COLORADO, UTAH, AND MONTANA.  
 ALASKA

GENERAL REVIEW

SUMMARY OF FREEZINGS: BY SECTIONS AND MONTHS, 1949

| MONTH               | NEW ENGLAND | MIDDLE ATLANTIC | SOUTH ATLANTIC | NORTH CENTRAL, EAST |
|---------------------|-------------|-----------------|----------------|---------------------|
|                     | POUNDS      | POUNDS          | POUNDS         | POUNDS              |
| JANUARY . . . . .   | 3,613,971   | 705,409         | 378,648        | 166,342             |
| FEBRUARY . . . . .  | 4,587,246   | 271,444         | 182,054        | 126,030             |
| MARCH . . . . .     | 5,369,048   | 775,688         | 447,225        | 23,745              |
| APRIL . . . . .     | 9,478,375   | 1,574,594       | 294,860        | 424,630             |
| MAY . . . . .       | 16,424,558  | 1,579,400       | 583,138        | 380,990             |
| JUNE . . . . .      | 19,785,998  | 1,302,247       | 609,626        | 206,888             |
| JULY . . . . .      | 17,363,973  | 1,349,344       | 777,195        | 208,158             |
| AUGUST . . . . .    | 21,908,001  | 1,650,606       | 1,150,848      | 286,847             |
| SEPTEMBER . . . . . | 18,514,098  | 1,462,738       | 1,868,053      | 313,777             |
| OCTOBER . . . . .   | 12,950,126  | 1,839,592       | 1,482,996      | 417,217             |
| NOVEMBER . . . . .  | 9,779,860   | 1,834,816       | 1,573,365      | 1,110,530           |
| DECEMBER . . . . .  | 5,593,190   | 1,869,891       | 1,267,696      | 775,752             |
| TOTAL . . . . .     | 145,368,444 | 15,915,769      | 10,615,704     | 4,440,966           |

| MONTH               | NORTH CENTRAL, WEST | SOUTH CENTRAL | PACIFIC    | ALASKA     | TOTAL       |
|---------------------|---------------------|---------------|------------|------------|-------------|
|                     | POUNDS              | POUNDS        | POUNDS     | POUNDS     | POUNDS      |
| JANUARY . . . . .   | 4,970               | 952,193       | 1,613,030  | -          | 7,434,563   |
| FEBRUARY . . . . .  | 9,911               | 954,184       | 1,182,571  | -          | 6,913,520   |
| MARCH . . . . .     | 259,221             | 676,247       | 2,420,393  | 1,301,600  | 11,879,167  |
| APRIL . . . . .     | 12,404              | 1,681,750     | 1,669,551  | 1,347,860  | 16,484,024  |
| MAY . . . . .       | 102,070             | 3,320,527     | 4,020,574  | 11,363,631 | 37,774,888  |
| JUNE . . . . .      | 25,057              | 3,213,955     | 3,919,983  | 9,846,217  | 38,909,971  |
| JULY . . . . .      | 24,406              | 1,969,651     | 5,320,249  | 7,456,231  | 34,469,207  |
| AUGUST . . . . .    | 15,288              | 2,893,479     | 4,805,251  | 7,335,998  | 40,046,318  |
| SEPTEMBER . . . . . | 19,897              | 3,187,158     | 4,254,986  | 3,474,512  | 33,095,219  |
| OCTOBER . . . . .   | 136,995             | 4,131,175     | 2,758,918  | 591,283    | 24,308,302  |
| NOVEMBER . . . . .  | 179,236             | 4,621,843     | 2,443,345  | 93,341     | 21,336,336  |
| DECEMBER . . . . .  | 870,068             | 1,761,298     | 672,420    | 366,188    | 13,176,503  |
| TOTAL . . . . .     | 1,659,523           | 28,963,460    | 35,081,291 | 43,776,861 | 285,822,018 |

NOTE:--NEW ENGLAND INCLUDES MAINE, MASSACHUSETTS, RHODE ISLAND AND CONNECTICUT; MIDDLE ATLANTIC--NEW YORK, NEW JERSEY, AND PENNSYLVANIA; SOUTH ATLANTIC--MARYLAND, DISTRICT OF COLUMBIA, VIRGINIA, SOUTH CAROLINA, GEORGIA, AND FLORIDA; NORTH CENTRAL, EAST--OHIO, ILLINOIS, INDIANA, MICHIGAN, AND WISCONSIN; NORTH CAROLINA, WEST--MINNESOTA, IOWA, MISSOURI, NORTH DAKOTA, NEBRASKA, AND KANSAS; SOUTH CENTRAL--KENTUCKY, TENNESSEE, ALABAMA, MISSISSIPPI, LOUISIANA, TEXAS, ARKANSAS; AND PACIFIC--WASHINGTON, OREGON, AND CALIFORNIA, COLORADO, UTAH, AND MONTANA. ALASKA.

HOLDINGS

Holdings of frozen fishery products in domestic cold storage plants reporting to the Fish and Wildlife Service on the first of each month during 1949 averaged a record 123,739,000 pounds. This monthly average is approximately 9 million pounds above the figure of the previous year, and nearly 4.5 million pounds above the average figure for the former high year of 1946. Ten years earlier in 1939, these holdings averaged 63,681,000 pounds. Holdings on January 1, which were a carry-over from the 1948 stocks, were 150,973,526 pounds. The peak, reached on December 1, amounted to almost 158 million pounds. The low point for holdings during the year was reached on May 1, when nearly 75 million pounds were in storage. According to the geographical distribution of average monthly holdings, the New England States ranked first, followed by the Middle Atlantic and Pacific Coast States.

## SUMMARY OF COLD STORAGE HOLDINGS: BY MONTHS, 1949

| SPECIES   | JANUARY 1          | FEBRUARY 1         | MARCH 1            | APRIL 1           | MAY 1             | JUNE 1            |
|---|--------------------|--------------------|--------------------|-------------------|-------------------|-------------------|
|   | POUNDS             | POUNDS             | POUNDS             | POUNDS            | POUNDS            | POUNDS            |
| <b>SALT-WATER FISH:</b>                               |                    |                    |                    |                   |                   |                   |
| BAIT AND ANIMAL FOOD                                  | 1,817,251          | 2,085,208          | 2,126,323          | 3,076,775         | 4,977,578         | 3,490,658         |
| BLUEFISH  | 336,925            | 333,964            | 187,930            | 141,380           | 144,050           | 158,095           |
| BUTTERFISH  | 395,561            | 288,066            | 250,521            | 143,861           | 98,498            | 80,294            |
| COD, HADDOCK, HAKE AND POLLOCK<br>(EXCEPT FILLETS)    | 1,667,729          | 1,529,549          | 1,449,674          | 1,348,502         | 1,099,530         | 982,760           |
| CROAKERS  | 313,842            | 174,101            | 94,533             | 241,037           | 123,231           | 106,389           |
| EELS  | 195,242            | 238,398            | 181,145            | 114,273           | 79,370            | 115,962           |
| <b>FILLETS:</b>                                       |                    |                    |                    |                   |                   |                   |
| COD   | 8,635,925          | 6,307,865          | 6,349,863          | 6,777,888         | 7,072,158         | 7,021,438         |
| FLOUNDER (INC. SOLE)                                  | 4,698,786          | 4,081,606          | 3,129,865          | 2,368,733         | 2,240,068         | 1,834,697         |
| HADDOCK   | 7,157,472          | 5,658,303          | 5,030,328          | 4,070,721         | 6,132,812         | 6,969,741         |
| LINGCOD   | 131,178            | 150,437            | 143,992            | 121,205           | 110,230           | 159,296           |
| MACKEREL  | 574,156            | 454,477            | 448,068            | 266,137           | 260,875           | 240,991           |
| POLLOCK   | 3,972,769          | 3,999,220          | 3,380,155          | 2,528,413         | 2,614,537         | 2,447,431         |
| OCEAN PERCH (ROSEFISH)                                | 12,883,234         | 9,828,418          | 7,030,772          | 3,676,962         | 3,377,656         | 6,089,603         |
| WHITING (INC. SPLIT BUTTERFLY)                        | 1,816,558          | 1,723,927          | 1,191,953          | 884,209           | 688,123           | 596,172           |
| OTHER FILLETS   | 1,389,874          | 1,368,958          | 1,126,280          | 819,942           | 816,790           | 1,295,085         |
| FLOWNERS (INC. SOLE, FLUKE AND<br>CALIFORNIA HALIBUT) | 1,033,672          | 1,015,765          | 998,724            | 1,045,320         | 714,816           | 839,850           |
| HALIBUT   | 13,516,355         | 8,766,243          | 6,293,082          | 3,192,124         | 1,553,994         | 12,579,823        |
| HERRING, SEA  | 1,231,265          | 1,120,658          | 825,866            | 841,820           | 1,115,374         | 1,138,736         |
| MACKEREL (EX. FILLETS, SPANISH<br>AND KING)           | 4,017,300          | 3,329,860          | 2,447,423          | 1,261,818         | 774,329           | 659,427           |
| MULLET  | 723,666            | 744,536            | 624,539            | 601,841           | 426,275           | 318,507           |
| SABLEFISH (BLACK COD)                                 | 4,674,840          | 5,539,581          | 3,684,309          | 3,033,990         | 2,669,066         | 2,325,167         |
| <b>SALMON:</b>  |                    |                    |                    |                   |                   |                   |
| KING OR CHINOOK                                       | 4,167,289          | 3,206,330          | 2,531,395          | 1,901,337         | 1,529,864         | 1,768,957         |
| SILVER OR COHO  | 3,743,984          | 2,738,982          | 2,206,414          | 1,432,897         | 924,042           | 817,693           |
| FALL OR CHUM  | 1,899,568          | 1,672,105          | 1,363,252          | 1,073,055         | 1,023,992         | 844,355           |
| PINK  | 159,014            | 144,021            | 126,409            | 118,880           | 112,583           | 102,618           |
| STEELHEAD TROUT                                       | 73,083             | 40,656             | 67,183             | 91,317            | 69,221            | 92,635            |
| UNCLASSIFIED  | 1,479,270          | 1,246,374          | 1,288,721          | 925,099           | 487,345           | 563,219           |
| SCUP (PORGIES)  | 800,632            | 697,718            | 671,462            | 467,283           | 300,889           | 382,968           |
| SEA TROUT (HEAKFISH, GRAY AND SPOTTED)                | 471,711            | 453,544            | 378,841            | 282,194           | 197,227           | 235,846           |
| SHAD (INC. ROE SHAD)                                  | 229,402            | 184,564            | 151,740            | 93,323            | 80,155            | 156,514           |
| SHAD ROE  | 59,118             | 59,542             | 47,891             | 28,481            | 39,216            | 76,039            |
| SMELT   | 1,430,634          | 1,353,363          | 1,956,704          | 2,215,950         | 1,830,198         | 1,474,208         |
| SWORDFISH   | 1,690,924          | 1,896,711          | 1,807,408          | 1,554,532         | 1,025,050         | 806,907           |
| TUNA  | 906,200            | 467,117            | 193,431            | 345,215           | 111,051           | 44,248            |
| WHITING (SILVER HAKE):                                |                    |                    |                    |                   |                   |                   |
| ROUND   | 5,154,531          | 4,189,643          | 1,862,421          | 1,058,630         | 1,247,744         | 1,221,020         |
| HEADED AND GUTTED (EX. FILLETS)                       | 8,506,880          | 7,154,236          | 6,099,855          | 4,239,150         | 1,862,127         | 2,633,143         |
| UNCLASSIFIED SALT-WATER FISH                          | 12,389,179         | 10,609,213         | 10,229,354         | 8,156,273         | 7,913,703         | 8,749,199         |
| <b>TOTAL SALT-WATER FISH</b>                          | <b>114,349,829</b> | <b>96,152,459</b>  | <b>77,916,836</b>  | <b>61,490,207</b> | <b>55,843,767</b> | <b>69,553,671</b> |
| <b>FRESH-WATER FISH:</b>                              |                    |                    |                    |                   |                   |                   |
| BAIT AND ANIMAL FOOD                                  | 2,732,795          | 2,433,171          | 2,073,906          | 2,312,205         | 2,270,855         | 2,152,880         |
| BLUE PIKE AND SAUGER (EX. FILLETS)                    | 955,039            | 689,463            | 503,600            | 285,866           | 303,730           | 523,376           |
| CATFISH AND BULLHEADS                                 | 346,343            | 334,567            | 347,456            | 264,881           | 258,436           | 376,049           |
| CHUBS   | 1,026,571          | 798,003            | 633,057            | 402,842           | 287,986           | 246,088           |
| <b>FILLETS:</b>                                       |                    |                    |                    |                   |                   |                   |
| BLUE PIKE AND SAUGER                                  | 502,725            | 243,458            | 292,074            | 380,297           | 369,810           | 156,681           |
| LAKE HERRING  | 123,342            | 110,067            | 131,021            | 99,019            | 56,057            | 76,946            |
| YELLOW PERCH  | 229,591            | 186,614            | 123,034            | 115,756           | 157,655           | 134,213           |
| YELLOW PIKE   | 84,742             | 75,921             | 121,190            | 132,740           | 50,554            | 51,513            |
| OTHER FILLETS   | 119,657            | 96,352             | 91,458             | 91,810            | 69,891            | 116,947           |
| LAKE HERRING AND CISCO (EX. FILLETS)                  | 1,806,814          | 1,067,190          | 965,650            | 656,514           | 544,350           | 550,890           |
| LAKE TROUT  | 532,310            | 482,938            | 415,258            | 303,011           | 304,827           | 289,454           |
| PICKEREL (JACKS OR YELLOW JACK)                       | 146,929            | 317,559            | 108,383            | 93,013            | 138,847           | 122,472           |
| STURGEON AND SPOONBILL CAT                            | 490,230            | 420,066            | 383,904            | 313,210           | 281,002           | 304,821           |
| SUCKERS   | 20,694             | 15,624             | 12,534             | 19,999            | 23,924            | 23,774            |
| TULLIBEE  | 218,148            | 182,111            | 167,419            | 42,444            | 27,802            | 31,902            |
| YELLOW PERCH (EX. FILLETS)                            | 608,759            | 535,625            | 400,088            | 326,270           | 258,932           | 301,429           |
| YELLOW PIKE (EX. FILLETS)                             | 191,387            | 196,811            | 211,198            | 260,867           | 263,920           | 290,906           |
| WHITEFISH   | 1,677,397          | 1,372,222          | 1,346,241          | 1,091,691         | 746,970           | 570,231           |
| UNCLASSIFIED FRESH-WATER FISH                         | 1,096,012          | 1,244,066          | 1,012,930          | 735,751           | 891,512           | 1,011,225         |
| <b>TOTAL FRESH-WATER FISH</b>                         | <b>12,911,485</b>  | <b>10,771,828</b>  | <b>9,340,411</b>   | <b>7,969,186</b>  | <b>7,307,630</b>  | <b>7,331,797</b>  |
| <b>SHELLFISH:</b>                                     |                    |                    |                    |                   |                   |                   |
| CLAMS   | 330,461            | 243,549            | 165,088            | 142,764           | 258,815           | 275,573           |
| CRABS (INC. CRAB MEAT)                                | 563,350            | 472,685            | 455,405            | 337,740           | 329,526           | 599,625           |
| LOBSTER TAILS (SPINY LOBSTER)                         | 780,738            | 723,746            | 613,816            | 754,923           | 539,007           | 740,137           |
| OYSTERS   | 270,299            | 246,142            | 231,590            | 293,976           | 293,659           | 370,276           |
| SCALLOPS  | 3,998,578          | 2,843,008          | 2,410,115          | 1,465,123         | 1,312,792         | 1,342,320         |
| SHRIMP (INC. SHRIMP MEAT)                             | 16,725,698         | 14,416,871         | 11,464,434         | 8,890,841         | 7,444,899         | 7,250,578         |
| SQUID   | 1,149,703          | 898,174            | 768,995            | 652,059           | 904,467           | 3,052,871         |
| UNCLASSIFIED SHELLFISH                                | 793,485            | 866,993            | 771,759            | 725,565           | 706,106           | 936,199           |
| <b>TOTAL SHELLFISH</b>                                | <b>23,712,212</b>  | <b>20,711,168</b>  | <b>16,881,202</b>  | <b>13,262,991</b> | <b>11,789,271</b> | <b>14,567,579</b> |
| <b>TOTAL FISH AND SHELLFISH</b>                       | <b>150,973,526</b> | <b>127,635,455</b> | <b>104,138,449</b> | <b>82,722,384</b> | <b>74,940,068</b> | <b>91,453,047</b> |

(CONTINUED ON NEXT PAGE)

## SUMMARY OF COLD STORAGE HOLDINGS: BY MONTHS, 1949 - Continued

| SPECIES   | JULY 1            | AUGUST 1           | SEPTEMBER 1        | OCTOBER 1          | NOVEMBER 1         | DECEMBER 1         | DECEMBER 31        |
|---|-------------------|--------------------|--------------------|--------------------|--------------------|--------------------|--------------------|
|   | POUNDS            | POUNDS             | POUNDS             | POUNDS             | POUNDS             | POUNDS             | POUNDS             |
| <b>SALT-WATER FISH:</b>                                   |                   |                    |                    |                    |                    |                    |                    |
| BAIT AND ANIMAL FOOD . . .                                | 3,567,400         | 3,466,412          | 2,895,573          | 2,436,022          | 2,067,767          | 2,089,844          | 2,140,915          |
| BLUEFISH . . . . .  | 146,703           | 124,568            | 271,359            | 311,367            | 390,261            | 388,366            | 370,890            |
| BUTTERFISH . . . . .                                      | 74,252            | 157,839            | 223,921            | 415,037            | 558,000            | 768,666            | 752,465            |
| COD, HADDOCK, HAKE AND<br>POLLOCK, (EX. FILLETS)          | 1,069,200         | 941,856            | 903,391            | 911,526            | 1,116,151          | 1,075,082          | 1,349,381          |
| CROAKERS . . . . .  | 185,246           | 363,340            | 738,297            | 759,762            | 686,179            | 432,799            | 390,075            |
| EELS . . . . .  | 135,441           | 123,985            | 112,343            | 173,715            | 212,712            | 253,146            | 209,561            |
| <b>FILLETS:</b>   |                   |                    |                    |                    |                    |                    |                    |
| COD . . . . .   | 6,563,496         | 7,685,418          | 8,039,267          | 7,058,124          | 6,657,698          | 6,836,302          | 6,351,265          |
| FLOUNDER (IN. SOLE) . . . .                               | 1,856,476         | 2,003,926          | 2,734,728          | 2,870,195          | 3,046,912          | 3,191,762          | 2,866,105          |
| HADDOCK . . . . .   | 7,615,363         | 7,773,241          | 7,921,560          | 6,561,990          | 5,265,924          | 4,563,437          | 3,696,058          |
| LINGCOD . . . . .   | 153,681           | 147,985            | 159,493            | 191,558            | 191,743            | 172,595            | 54,530             |
| MACKEREL . . . . .  | 284,571           | 224,473            | 221,738            | 183,806            | 204,218            | 213,011            | 201,196            |
| POLLOCK . . . . .   | 1,980,177         | 1,663,177          | 1,523,137          | 1,212,368          | 1,154,962          | 1,483,582          | 2,004,817          |
| OCEAN PERCH (ROSEFISH)                                    | 8,626,015         | 11,515,766         | 14,025,581         | 14,075,356         | 13,853,533         | 14,475,792         | 14,141,844         |
| WHITING (INC. SPLIT<br>BUTTERFLY) . . . . .               | 598,378           | 2,264,961          | 3,096,199          | 4,022,166          | 3,987,135          | 3,747,647          | 3,573,433          |
| OTHER FILLETS . . . . .                                   | 1,500,082         | 1,985,100          | 1,999,241          | 2,614,553          | 2,578,532          | 2,715,862          | 2,371,905          |
| <b>FLOUNDERS (INC. SOLE, FLUKE,<br/>AND CAL. HALIBUT)</b> |                   |                    |                    |                    |                    |                    |                    |
| HALIBUT . . . . .   | 791,413           | 863,243            | 870,813            | 855,478            | 1,125,605          | 1,411,939          | 1,265,979          |
| HERRING, SEA . . . . .                                    | 22,366,095        | 25,047,999         | 22,328,120         | 19,198,688         | 16,764,408         | 13,531,062         | 10,231,146         |
| MACKEREL (EX. FILLETS,<br>SPANISH, AND KING) . . . .      | 1,025,780         | 934,404            | 710,591            | 755,532            | 961,524            | 891,268            | 1,826,231          |
| MULLET . . . . .  | 1,160,232         | 1,398,918          | 1,121,223          | 1,168,726          | 1,064,026          | 1,979,718          | 2,110,263          |
| SABLEFISH (BLACK COD) . . .                               | 2,455,998         | 220,885            | 220,153            | 361,422            | 387,538            | 831,880            | 1,027,152          |
| SALMON:   | 2,481,503         | 3,021,141          | 4,985,997          | 5,903,190          | 6,021,423          | 5,270,546          | 5,015,637          |
| KING OR CHINOOK . . . . .                                 | 2,286,137         | 3,111,717          | 4,331,757          | 5,265,574          | 5,344,355          | 4,540,978          | 3,643,172          |
| SILVER OR COHO . . . . .                                  | 889,366           | 2,436,096          | 5,589,399          | 5,610,508          | 5,446,952          | 4,774,443          | 3,578,701          |
| FALL OR CHUM . . . . .                                    | 757,540           | 692,072            | 384,995            | 808,544            | 1,120,079          | 1,702,018          | 1,843,921          |
| PINK . . . . .  | 14,141            | 144,600            | 1,407,347          | 125,980            | 110,090            | 73,227             | 69,796             |
| STEELHEAD TROUT . . . . .                                 | 79,740            | 115,561            | 98,020             | 99,475             | 109,523            | 68,488             | 46,301             |
| UNCLASSIFIED . . . . .                                    | 890,854           | 826,097            | 1,717,384          | 1,299,649          | 1,469,993          | 1,308,530          | 1,272,200          |
| SCUP (PORGIES) . . . . .                                  | 698,706           | 677,308            | 639,557            | 664,667            | 530,550            | 439,400            | 401,749            |
| <b>SEA TROUT (WEAKFISH, GRAY AND SPOTTED)</b>             |                   |                    |                    |                    |                    |                    |                    |
| GRAY (INC. ROE SHAD) . . . .                              | 259,763           | 244,952            | 282,981            | 526,012            | 515,717            | 620,680            | 852,559            |
| SHAD (INC. ROE SHAD) . . . .                              | 385,995           | 246,597            | 214,170            | 185,189            | 181,769            | 169,419            | 157,751            |
| SMALT . . . . .   | 86,978            | 88,348             | 72,637             | 79,135             | 74,715             | 63,033             | 61,237             |
| SMELT . . . . .   | 1,374,348         | 1,336,716          | 1,557,558          | 1,311,797          | 1,077,576          | 935,557            | 755,936            |
| SWORDFISH . . . . .                                       | 1,005,629         | 1,036,182          | 1,093,140          | 1,183,985          | 1,124,180          | 1,376,865          | 1,264,215          |
| TUNA . . . . .  | 679,961           | 241,537            | 1,015,553          | 2,429,107          | 2,529,181          | 1,262,262          | 113,695            |
| WHITING (SILVER HAKE):                                    |                   |                    |                    |                    |                    |                    |                    |
| ROUND . . . . .   | 1,108,995         | 2,477,456          | 1,320,218          | 1,866,850          | 1,727,126          | 1,626,955          | 1,476,253          |
| HEADED AND GUTTED<br>(EX. FILLETS) . . . . .              | 7,766,491         | 8,717,659          | 16,359,297         | 19,947,903         | 21,961,130         | 20,403,361         | 18,271,261         |
| UNCLASSIFIED SALT-WATER<br>FISH . . . . .                 | 9,138,435         | 10,024,586         | 11,339,276         | 11,490,600         | 13,638,616         | 15,285,241         | 14,565,092         |
| <b>TOTAL SALT-WATER FISH</b>                              | <b>89,699,326</b> | <b>103,934,171</b> | <b>123,126,482</b> | <b>124,936,454</b> | <b>125,257,811</b> | <b>120,575,255</b> | <b>110,274,695</b> |
| <b>FRESH-WATER FISH</b>                                   |                   |                    |                    |                    |                    |                    |                    |
| BAIT AND ANIMAL FOOD . . . .                              | 2,058,375         | 1,865,030          | 1,539,964          | 1,042,774          | 720,320            | 729,495            | 1,631,043          |
| BLUE PIKE AND SAUGER . . . .                              | 618,396           | 564,413            | 453,931            | 415,742            | 481,965            | 529,616            | 498,073            |
| CATFISH AND BULLHEADS . . .                               | 627,466           | 659,965            | 599,473            | 722,371            | 710,298            | 787,933            | 1,001,348          |
| CHUBS . . . . .   | 340,887           | 545,706            | 665,560            | 774,178            | 796,682            | 638,292            | 670,599            |
| <b>FILLETS:</b>   |                   |                    |                    |                    |                    |                    |                    |
| BLUE PIKE AND SAUGER . . . .                              | 222,693           | 172,119            | 77,497             | 114,829            | 161,459            | 376,369            | 560,899            |
| LAKE HERRING . . . . .                                    | 101,871           | 111,160            | 43,515             | 53,156             | 18,502             | 25,405             | 144,880            |
| YELLOW PERCH . . . . .                                    | 154,813           | 191,684            | 294,527            | 450,158            | 322,279            | 302,755            | 266,367            |
| YELLOW PIKE . . . . .                                     | 54,113            | 55,359             | 50,198             | 58,154             | 46,687             | 81,314             | 70,662             |
| OTHER FILLETS . . . . .                                   | 151,692           | 129,453            | 186,697            | 161,477            | 220,531            | 190,983            | 168,729            |
| LAKE HERRING AND CISCO<br>(EX. FILLETS) . . . . .         | 420,427           | 362,266            | 330,208            | 307,273            | 365,371            | 906,070            | 1,358,239          |
| LAKE TROUT . . . . .                                      | 317,158           | 348,956            | 510,917            | 617,759            | 795,080            | 714,092            | 646,133            |
| PICKEREL (JACKS OR<br>YELLOW JACK) . . . . .              | 140,422           | 123,690            | 109,354            | 108,476            | 172,795            | 219,338            | 127,783            |
| STURGEON AND SPOONBILL<br>.CAT. . . . .                   | 356,783           | 372,431            | 391,251            | 422,576            | 436,128            | 392,991            | 294,889            |
| SUCKERS . . . . .   | 25,574            | 26,574             | 25,769             | 25,769             | 26,974             | 25,771             | 19,709             |
| TULLIBEE . . . . .  | 17,845            | 103,569            | 174,828            | 176,335            | 165,757            | 240,901            | 226,903            |
| YELLOW PERCH (EX. FIL.) . . .                             | 331,201           | 417,650            | 332,981            | 325,750            | 489,508            | 412,385            | 437,903            |
| YELLOW PIKE (EX. FIL.) . . . .                            | 281,845           | 229,291            | 208,896            | 195,404            | 279,666            | 232,043            | 273,351            |
| WHITIEFISH . . . . .                                      | 571,736           | 836,522            | 1,326,899          | 2,026,242          | 2,505,486          | 2,171,871          | 1,707,413          |
| UNCLASSIFIED FRESH-<br>WATER FISH . . . . .               | 1,289,056         | 1,082,543          | 869,484            | 879,912            | 930,732            | 1,020,120          | 913,793            |
| <b>TOTAL FRESH-WATER FISH</b>                             | <b>8,082,353</b>  | <b>8,198,381</b>   | <b>8,191,945</b>   | <b>8,778,335</b>   | <b>9,646,237</b>   | <b>10,057,744</b>  | <b>11,018,721</b>  |

(CONTINUED ON NEXT PAGE)

SUMMARY OF COLD STORAGE HOLDINGS: BY MONTHS, 1949 - Continued

| SPECIES                                 | JULY 1      | AUGUST 1    | SEPTEMBER 1 | OCTOBER 1   | NOVEMBER 1  | DECEMBER 1  | DECEMBER 31 |
|---|-------------|-------------|-------------|-------------|-------------|-------------|-------------|
|   | POUNDS      | POUNDS      | POUNDS      | POUNDS      | POUNDS      | POUNDS      | POUNDS      |
| SHELLFISH:                              |             |             |             |             |             |             |             |
| CLAMS . . . . .                         | 187,775     | 193,284     | 195,376     | 211,613     | 198,872     | 192,538     | 183,970     |
| CRAB (INC. CRAB MEAT)                   | 594,170     | 505,846     | 777,531     | 807,358     | 809,632     | 814,567     | 803,009     |
| LOBSTER TAILS (SPINY LOBSTER) . . . . . | 937,283     | 836,000     | 774,723     | 1,067,128   | 951,150     | 1,289,488   | 1,676,415   |
| OYSTERS . . . . .                       | 353,958     | 314,123     | 291,190     | 362,084     | 254,816     | 347,392     | 305,199     |
| SCALLOPS . . . . .                      | 1,474,654   | 1,763,785   | 2,133,229   | 1,811,414   | 2,198,582   | 2,312,700   | 2,315,412   |
| SHRIMP (INC. SHRIMP MEAT) . . . . .     | 7,809,525   | 6,794,735   | 6,474,071   | 8,742,708   | 12,258,586  | 18,770,583  | 16,469,483  |
| SQUID . . . . .                         | 3,012,188   | 3,813,788   | 3,709,501   | 3,040,621   | 3,535,161   | 3,402,932   | 2,862,986   |
| UNCLASSIFIED SHELLFISH                  | 779,737     | 687,445     | 669,626     | 860,015     | 957,459     | 955,678     | 896,642     |
| TOTAL SHELLFISH . . . . .               | 16,242,350  | 15,084,006  | 15,025,243  | 16,892,941  | 21,173,255  | 28,085,878  | 25,519,116  |
| TOTAL FISH AND SHELLFISH . . . . .      | 114,031,027 | 127,216,559 | 146,343,680 | 150,607,730 | 156,077,303 | 158,718,877 | 146,812,532 |

SUMMARY OF HOLDINGS: BY SECTIONS AND MONTHS, 1949

| DATE        | NEW ENGLAND | MIDDLE ATLANTIC | SOUTH ATLANTIC | NORTH CENTRAL, EAST | NORTH CENTRAL, WEST | SOUTH CENTRAL | PACIFIC    | ALASKA     | TOTAL       |
|-------------|-------------|-----------------|----------------|---------------------|---------------------|---------------|------------|------------|-------------|
|             | POUNDS      | POUNDS          | POUNDS         | POUNDS              | POUNDS              | POUNDS        | POUNDS     | POUNDS     | POUNDS      |
| JANUARY 1   | 39,093,937  | 28,913,461      | 6,667,342      | 25,207,621          | 10,564,768          | 12,804,353    | 20,202,404 | 7,573,534  | 150,973,526 |
| FEBRUARY 1  | 31,364,945  | 25,376,845      | 6,078,185      | 22,530,233          | 9,138,033           | 10,783,368    | 18,830,405 | 3,563,348  | 127,635,455 |
| MARCH 1     | 23,677,352  | 22,418,988      | 5,061,010      | 19,635,929          | 7,226,417           | 9,358,285     | 15,401,693 | 2,338,775  | 104,138,449 |
| APRIL 1     | 14,911,732  | 20,319,801      | 4,327,916      | 13,827,876          | 6,269,017           | 7,015,423     | 13,040,054 | 3,004,565  | 82,722,384  |
| MAY 1       | 14,370,474  | 18,719,563      | 3,572,295      | 12,259,215          | 6,004,881           | 5,722,958     | 11,321,170 | 2,969,502  | 74,940,068  |
| JUNE 1      | 21,178,664  | 16,906,950      | 3,515,553      | 13,419,588          | 6,215,812           | 5,972,886     | 12,954,641 | 11,287,893 | 91,453,047  |
| JULY 1      | 26,302,667  | 19,425,825      | 3,700,413      | 15,125,437          | 6,745,450           | 6,145,447     | 16,484,720 | 16,031,070 | 114,031,029 |
| AUGUST 1    | 34,457,240  | 20,423,577      | 4,374,916      | 15,082,231          | 7,801,278           | 5,890,808     | 18,958,353 | 20,228,155 | 127,216,558 |
| SEPTEMBER 1 | 43,021,460  | 22,659,809      | 5,327,615      | 15,750,697          | 8,010,705           | 7,036,785     | 23,968,171 | 23,556,418 | 146,343,680 |
| OCTOBER 1   | 43,945,385  | 24,751,416      | 7,128,078      | 16,435,408          | 6,802,624           | 3,730,051     | 23,968,261 | 18,796,543 | 150,607,730 |
| NOVEMBER 1  | 44,016,542  | 25,062,936      | 8,313,052      | 13,676,568          | 8,371,962           | 11,004,197    | 26,268,559 | 13,363,327 | 156,077,303 |
| DECEMBER 1  | 44,530,512  | 25,683,588      | 9,531,486      | 21,344,356          | 9,341,537           | 14,046,087    | 23,880,798 | 10,360,513 | 158,718,877 |
| AVERAGE     | 31,908,086  | 22,561,068      | 5,639,072      | 17,445,442          | 7,705,207           | 8,709,213     | 18,150,103 | 11,259,980 | 123,738,176 |

NOTE: NEW ENGLAND INCLUDES MAINE, MASSACHUSETTS, RHODE ISLAND, AND CONNECTICUT; MIDDLE ATLANTIC--NEW YORK, NEW JERSEY, AND PENNSYLVANIA; SOUTH ATLANTIC--MARYLAND, DISTRICT OF COLUMBIA, VIRGINIA, SOUTH CAROLINA, GEORGIA, AND FLORIDA; NORTH CENTRAL, EAST--OHIO, ILLINOIS, INDIANA, MICHIGAN, AND WISCONSIN; NORTH CENTRAL, WEST--MINNESOTA, IOWA, MISSOURI, NORTH DAKOTA, NEBRASKA, AND KANSAS; SOUTH CENTRAL--KENTUCKY, TENNESSEE, ALABAMA, MISSISSIPPI, LOUISIANA, TEXAS, ARKANSAS; AND PACIFIC--WASHINGTON, OREGON, AND CALIFORNIA, COLORADO, UTAH, AND MONTANA.

## COLD-STORAGE HOLDINGS OF CURED FISH

During 1949, monthly cold storage holdings of cured herring averaged 11,639,011 pounds, while those of mild-cured salmon averaged 3,765,995 pounds. Compared with 1948, this represents an increase of 1,208,294 pounds or 12 percent in the average monthly holdings of cured herring, but a decrease of 978,621 pounds or 21 percent in average mild-cured salmon stocks. Cold storage stocks of cured herring were largest on July 1 when they reached slightly above 17 million pounds. The peak period for mild-cured salmon during 1949 was on October 1, when the stocks reached over 6 million pounds.

SUMMARY OF HOLDINGS OF CURED FISH: BY MONTHS, 1949

| DATE        | SALTED         |                    |           | SMOKED    | TOTAL      |
|-------------|----------------|--------------------|-----------|-----------|------------|
|             | HERRING, CURED | SALMON, MILD-CURED | OTHER     |           |            |
|             | POUNDS         | POUNDS             | POUNDS    | POUNDS    | POUNDS     |
| JANUARY 1   | 5,542,111      | 4,335,688          | 3,893,568 | 1,528,304 | 15,297,871 |
| FEBRUARY 1  | 5,255,445      | 3,694,973          | 2,345,142 | 1,650,931 | 13,416,491 |
| MARCH 1     | 7,879,345      | 2,716,606          | 3,783,893 | 1,421,886 | 15,801,730 |
| APRIL 1     | 7,457,850      | 1,966,686          | 2,816,798 | 1,349,303 | 13,600,637 |
| MAY 1       | 7,077,424      | 1,522,405          | 2,910,524 | 1,364,202 | 12,674,556 |
| JUNE 1      | 12,061,277     | 2,888,271          | 4,697,530 | 1,510,648 | 19,575,735 |
| JULY 1      | 17,259,332     | 2,475,434          | 5,424,100 | 1,369,465 | 26,528,333 |
| AUGUST 1    | 10,981,443     | 4,150,863          | 5,929,991 | 1,398,886 | 28,275,256 |
| SEPTEMBER 1 | 17,066,934     | 5,878,789          | 4,066,716 | 1,393,680 | 28,436,119 |
| OCTOBER 1   | 16,529,491     | 6,240,325          | 5,347,255 | 1,398,886 | 29,695,957 |
| NOVEMBER 1  | 13,337,355     | 5,892,960          | 4,767,059 | 1,567,414 | 25,564,788 |
| DECEMBER 1  | 11,429,127     | 5,248,738          | 4,014,771 | 1,530,724 | 22,224,360 |
| DECEMBER 31 | 10,907,591     | 4,998,045          | 3,345,061 | 1,564,280 | 20,467,047 |

## FOREIGN FISHERY TRADE

During 1949, the value of United States foreign trade in fishery products amounted to \$186,484,162, of which \$151,609,793 represented the value of products imported for consumption and \$34,874,369 the value of exports of domestic fishery products. The value of imports for consumption was 3 percent below the figure of the previous year, while the value of exports of domestic fishery products increased 43 percent.

Fishery imports during 1949 consisted of 470,517,127 pounds of edible products, valued at \$113,752,823, and non-edible products valued at \$37,856,970. Import items which were received in a considerable greater volume during 1949 were fresh and frozen tuna, shrimp, fillets other than groundfish, and salted herring. Items showing large declines compared with the previous year were fresh sea herring, groundfish fillets, canned sardines and tuna and tunalike fishes, and sperm oil.

Fishery exports during 1949 were made up of 146,660,030 pounds of edible products valued at \$29,212,013, and non-edible products valued at \$5,662,356. Exports of canned salmon increased from 2.6 million pounds in 1948 to 12.8 million pounds in 1949, while those of canned sardines increased from 29.3 million pounds to 106.8 million pounds. Exports of fish oils amounted to 38.6 million pounds--an increase of 228 percent compared with the previous year.

The data presented in the following tables are preliminary and are subject to minor revisions as they have been prepared for publication prior to the issuing of 'Foreign Commerce and Navigation of the United States, 1949' by the Bureau of the Census.

*These statistics have been furnished by the Bureau of Census, Department of Commerce.*

EXPORTS OF DOMESTIC FISHERY PRODUCTS, 1949 <sup>1/</sup>

| ITEM  | POUNDS      | VALUE      |
|---|-------------|------------|
| EDIBLE FISHERY PRODUCTS                             |             |            |
| FRESH OR FROZEN:                                    |             |            |
| FISH:   |             |            |
| COD, HADDOCK, HAKE, POLLOCK AND CUSK. . . . .       | 344,068     | \$66,075   |
| SALMON. . . . .                                     | 2,172,095   | 339,780    |
| OTHER . . . . .                                     | 2,138,694   | 279,082    |
| TOTAL FISH, FRESH OR FROZEN . . . . .               | 4,654,857   | 684,937    |
| SHELLFISH:  |             |            |
| CLAMS . . . . .                                     | 405,996     | 17,569     |
| LOBSTERS. . . . .                                   | 164,950     | 78,732     |
| OYSTERS, IN SHELL . . . . .                         | 75,203      | 16,138     |
| OYSTERS, SHUCKED. . . . .                           | 875,743     | 438,585    |
| SHRIMP. . . . .                                     | 555,470     | 364,339    |
| OTHER . . . . .                                     | 110,829     | 48,018     |
| TOTAL SHELLFISH, FRESH OR FROZEN. . . . .           | 2,188,191   | 963,381    |
| TOTAL FRESH AND FROZEN FISH AND SHELLFISH . . . . . | 6,843,048   | 1,648,318  |
| CANNED:   |             |            |
| FISH:   |             |            |
| COD, HADDOCK, HAKE, POLLOCK AND CUSK. . . . .       | 38,330      | 14,243     |
| HERRING . . . . .                                   | 780,921     | 106,806    |
| MACKEREL . . . . .                                  | 2,235,503   | 429,541    |
| SALMON. . . . .                                     | 12,831,631  | 6,041,257  |
| SARDINES. . . . .                                   | 106,840,819 | 16,213,020 |
| TUNA. . . . .                                       | 478,505     | 364,016    |
| OTHER . . . . .                                     | 3,414,586   | 656,843    |
| TOTAL FISH CANNED . . . . .                         | 126,620,295 | 23,825,726 |
| SHELLFISH: <sup>1/</sup>                            |             |            |
| CLAMS . . . . .                                     | 19,651      | 8,472      |
| CRABS AND CRAB MEAT . . . . .                       | 112,583     | 116,952    |
| OYSTERS . . . . .                                   | 88,030      | 75,012     |
| SHRIMP. . . . .                                     | 1,645,013   | 1,342,837  |
| OTHER . . . . .                                     | 8,755,163   | 1,212,826  |
| TOTAL SHELLFISH CANNED. . . . .                     | 10,620,440  | 2,756,999  |
| TOTAL FISH AND SHELLFISH CANNED . . . . .           | 137,240,735 | 26,582,725 |

SEE FOOTNOTES AT END OF TABLE

(CONTINUED ON NEXT PAGE)

EXPORTS OF DOMESTIC FISHERY PRODUCTS, 1949 <sup>1/</sup>

| ITEM  | POUNDS      | VALUE       |
|---|-------------|-------------|
| EDIBLE FISHERY PRODUCTS - CONTINUED                           |             |             |
| CURED:  |             |             |
| SALTED, PICKLED OR DRY-CURED:                                 |             |             |
| COD, HADDOCK, HAKE, POLLOCK AND CUSK. . . . .                 | 1,024,726   | \$225,277   |
| HERRING . . . . .   | 206,807     | 42,402      |
| SALMON . . . . .  | 157,738     | 57,927      |
| OTHER FISH . . . . .  | 65,544      | 22,411      |
| SHRIMP . . . . .  | 767,332     | 459,273     |
| OTHER SHELLFISH . . . . .                                     | 9,800       | 4,083       |
| TOTAL FISH AND SHELLFISH, SALTED, PICKLED OR DRY-CURED. . .   | 2,231,947   | 811,373     |
| SMOKED OR KIPPERED, MISCELLANEOUS FISH. . . . .               | 212,250     | 96,487      |
| TOTAL CURED FISH AND SHELLFISH. . . . .                       | 2,444,197   | 907,860     |
| OTHER FISH AND SHELLFISH NOT ESPECIALLY PROVIDED FOR. . . . . | 132,050     | 73,110      |
| TOTAL EDIBLE PRODUCTS . . . . .                               | 146,660,030 | 29,212,013  |
| NON-EDIBLE FISHERY PRODUCTS                                   |             |             |
| FISH AND MARINE ANIMAL OILS:                                  |             |             |
| FISH OILS . . . . .   | 38,616,853  | \$4,153,504 |
| FISH OILS, ETC., AND CONCENTRATES . . . . .                   | (2)         | (2)         |
| WHALE AND SPERM OIL . . . . .                                 | 255,892     | 27,113      |
| TOTAL OIL. . . . .  | 38,872,745  | 4,180,617   |
| FUR, FUR SEAL, DRESSED OR DYED. . . . .                       | 10,302      | 581,556     |
| REPTILIAN AND AQUATIC LEATHER . . . . .                       | 42,518      | 288,466     |
| OYSTER SHELLS FOR FEED. . . . .                               | 26,581      | 377,851     |
| SHELLS UNMANUFACTURED . . . . .                               | 2,907,797   | 233,866     |
| BUTTONS OF PEARL OR SHELL . . . . .                           | (2)         | (2)         |
| TOTAL. . . . .  | -           | 1,481,739   |
| TOTAL NONEDIBLE PRODUCTS . . . . .                            | -           | 5,662,356   |
| GRAND TOTAL. . . . .  | -           | 34,874,369  |

<sup>1/</sup> CANNED LOBSTERS WHICH WERE FORMERLY SHOWN HAVE BEEN DELETED AS IT HAS BEEN FOUND THAT THIS ITEM IS NOT A U. S. EXPORT.

<sup>2/</sup> DATA NOT AVAILABLE.

## IMPORTS OF FISHERY PRODUCTS ENTERED FOR CONSUMPTION, 1949

| ITEM   | POUNDS     | VALUE      |
|--|------------|------------|
| EDIBLE FISHERY PRODUCTS                              |            |            |
| FRESH OR FROZEN:                                     |            |            |
| FISH:  |            |            |
| WHETHER OR NOT WHOLE (EXCEPT FILLETS, STEAKS, ETC.): |            |            |
| FRESH-WATER:   |            |            |
| BLUE PIKE . . . . .                                  | 1,284,434  | \$154,997  |
| CHUBS . . . . .                                      | 484,750    | 103,622    |
| EELS . . . . .                                       | 729,290    | 96,032     |
| LAKE HERRING AND CISCOES. . . . .                    | 727,942    | 243,089    |
| LAKE TROUT . . . . .                                 | 3,495,048  | 1,035,409  |
| MULLET (CATASTOMUS) . . . . .                        | 876,869    | 71,451     |
| PIKE OR PICKEREL . . . . .                           | 2,452,637  | 277,330    |
| SAUGER . . . . .                                     | 2,723,211  | 337,061    |
| TULLIBEEES . . . . .                                 | 1,726,670  | 165,682    |
| WHITEFISH . . . . .                                  | 13,738,000 | 3,991,601  |
| YELLOW PERCH. . . . .                                | 808,759    | 118,348    |
| YELLOW PIKE . . . . .                                | 7,976,677  | 1,779,609  |
| OTHER . . . . .                                      | 15,265,791 | 2,947,785  |
| TOTAL FRESH-WATER FISH. . . . .                      | 52,290,078 | 11,322,016 |

(CONTINUED ON NEXT PAGE)



## IMPORTS OF FISHERY PRODUCTS ENTERED FOR CONSUMPTION, 1949 - Continued

| ITEM  | POUNDS       | VALUE        |
|---|--------------|--------------|
| EDIBLE FISHERY PRODUCTS - CONTINUED   |              |              |
| FRESH OR FROZEN - CONTINUED:  |              |              |
| FISH - CONTINUED:   |              |              |
| WHETHER OR NOT WHOLE (EXCEPT FILLETS, STEAKS, ETC.) CONT'D.:                  |              |              |
| SALT-WATER:   |              |              |
| COD, HADDOCK, HAKE, POLLOCK, AND CUSK . . . . .                               | 4,175,856    | \$389,195    |
| HALIBUT . . . . .   | 12,773,290   | 3,317,127    |
| MACKEREL:   |              |              |
| FRESH . . . . .   | 752,293      | 64,601       |
| FROZEN . . . . .  | 1,757,161    | 188,328      |
| SALMON . . . . .  | 24,746,701   | 5,658,217    |
| SEA HERRING:  |              |              |
| FRESH . . . . .   | 36,685,107   | 727,789      |
| FROZEN . . . . .  | 1,383,287    | 95,632       |
| SHAD . . . . .  | 244,897      | 26,163       |
| SMELT . . . . .   | 6,229,653    | 1,089,522    |
| STURGEON:   |              |              |
| FRESH . . . . .   | 354,084      | 261,895      |
| FROZEN . . . . .  | 47,487       | 40,227       |
| SWORDFISH:  |              |              |
| FRESH . . . . .   | 1,936,933    | 785,668      |
| FROZEN . . . . .  | 4,369,567    | 827,860      |
| TOTUAVA (MEXICAN WHITE SEA BASS) . . . . .                                    | 1,771,685    | 216,687      |
| TUNA . . . . .  | 20,606,381   | 2,921,551    |
| OTHER . . . . .   | 6,082,921    | 906,187      |
| TOTAL SALT-WATER FISH . . . . .   | 124,117,303  | 17,516,649   |
| FILLETS, STEAKS, ETC:   |              |              |
| COD, HADDOCK, HAKE, POLLOCK, CUSK AND ROSEFISH . . . . .                      | 47,322,265   | 8,728,272    |
| OTHER . . . . .   | 18,496,757   | 5,085,033    |
| TOTAL FILLETS, STEAKS, ETC. . . . .   | 65,819,022   | 13,813,305   |
| TOTAL FISH FRESH OR FROZEN . . . . .  | 242,226,403  | 42,651,970   |
| SHELLFISH, ETC.:  |              |              |
| CLAMS (IN SHELL OR SHUCKED, MAY INCLUDE SOME PRESERVED OR PREPARED) . . . . . | 4,957,806    | \$853,198    |
| CRABS:  |              |              |
| FRESH OR FROZEN . . . . .   | 83,922       | 12,364       |
| CRAB MEAT (FRESH-COOKED) . . . . .  | 5,637        | 5,009        |
| LOBSTERS:   |              |              |
| COMMON (INCLUDES FRESH-COOKED MEAT) . . . . .                                 | 21,322,795   | 9,804,335    |
| SPINY . . . . .   | 9,356,052    | 5,109,015    |
| OYSTERS:  |              |              |
| EXCEPT SEED OYSTERS . . . . .   | 39,208       | 14,539       |
| OTHER (PRINCIPALLY SEED OYSTERS) . . . . .                                    | 3,092,243    | 270,789      |
| SCALLOPS:   |              |              |
| FRESH . . . . .   | 29,778       | 11,368       |
| OTHER (PRINCIPALLY FROZEN) . . . . .  | 369,908      | 192,472      |
| SHRIMP AND PRAWN (MAY INCLUDE SOME DRIED AND CANNED) . . . . .                | 29,673,205   | 13,606,057   |
| FROGS LEGS . . . . .  | 1/ 1,462,760 | 1/ 1,306,029 |
| TURTLES (LIVE ONLY) . . . . .   | 1,047,521    | 54,119       |
| TOTAL SHELLFISH, ETC. FRESH OR FROZEN . . . . .                               | 71,440,835   | 31,239,294   |
| TOTAL FRESH AND FROZEN FISH, SHELLFISH, ETC. . . . .                          | 313,667,238  | 73,891,264   |
| CANNED:   |              |              |
| FISH:   |              |              |
| ANCHOVIES:  |              |              |
| IN OIL . . . . .  | 5,440,595    | 2,856,034    |
| NOT IN OIL . . . . .  | 823,387      | 219,227      |
| SALMON, NOT IN OIL . . . . .  | 917,786      | 254,663      |
| SARDINES:   |              |              |
| IN OIL . . . . .  | 16,207,305   | 6,033,018    |
| NOT IN OIL (INCLUDES HERRING) . . . . .                                       | 6,815,614    | 1,465,904    |
| TUNA, IN OIL 2/ . . . . .   | 4,504,907    | 2,199,214    |
| BONITO AND YELLOWTAIL 2/ . . . . .  | 8,053,940    | 3,106,523    |
| OTHER:  |              |              |
| IN OIL . . . . .  | 405,769      | 245,359      |
| NOT IN OIL . . . . .  | 1,076,849    | 412,749      |
| TOTAL CANNED FISH . . . . .   | 44,246,152   | 16,792,891   |

SEE FOOTNOTES AT END OF TABLE

(CONTINUED ON NEXT PAGE)

## IMPORTS OF FISHERY PRODUCTS ENTERED FOR CONSUMPTION, 1949 - Continued

| ITEM   | POUNDS      | VALUE       |
|--|-------------|-------------|
| EDIBLE FISHERY PRODUCTS - CONT'D.  |             |             |
| CANNED - CONTINUED:  |             |             |
| SHELLFISH, ETC.:   |             |             |
| ABALONE (MAY INCLUDE FRESH AND DRIED AND CANNED PASTE AND SAUCE) . . . . . | 5,224,211   | \$1,768,764 |
| CLAMS:   |             |             |
| RAZOR . . . . .  | 28,091      | 13,375      |
| OTHER . . . . .  | 279,344     | 124,289     |
| CHOWDER, JUICE, ETC. . . . .   | 16,510      | 3,540       |
| CRAB MEAT (INCLUDES PASTE AND SAUCE) . . . . .                             | 2,306,794   | 1,959,604   |
| LOBSTER MEAT:  |             |             |
| COMMON . . . . .   | 1,409,585   | 2,088,586   |
| SPINY . . . . .  | 696,073     | 520,955     |
| OYSTERS AND OYSTER JUICE . . . . .   | 336,282     | 303,012     |
| OTHER . . . . .  | 1,223,088   | 484,953     |
| TOTAL CANNED SHELLFISH . . . . .   | 11,518,968  | 7,267,078   |
| MISCELLANEOUS:   |             |             |
| ANTI-PASTO . . . . .   | 206,837     | 101,623     |
| FISH CAKES, BALLS AND PUDDING . . . . .                                    | 965,506     | 183,577     |
| CAVIAR AND OTHER FISH ROE (INCLUDES SOME NOT CANNED) . . . . .             | 417,129     | 558,252     |
| PASTES AND SAUCES:   |             |             |
| FISH . . . . .   | 75,079      | 51,259      |
| LOBSTER . . . . .  | 44,078      | 25,594      |
| SHELLFISH (EXCEPT LOBSTER AND CRABS) . . . . .                             | 141,610     | 69,096      |
| TOTAL MISCELLANEOUS CANNED . . . . .                                       | 1,850,239   | 989,401     |
| TOTAL CANNED FISH AND SHELLFISH . . . . .                                  | 57,615,359  | 25,049,370  |
| CURED:   |             |             |
| DRIED (UNSALTED):  |             |             |
| COD, HADDOCK, HAKE, POLLOCK AND CUSK . . . . .                             | 689,589     | 204,266     |
| SHARK FINS . . . . .   | 221,081     | 103,309     |
| OTHER . . . . .  | 429,646     | 161,958     |
| TOTAL DRIED (UNSALTED) . . . . .   | 1,339,316   | 469,533     |
| PICKLED OR SALTED:   |             |             |
| ALEWIVES . . . . .   | 849,366     | 87,405      |
| COD, HADDOCK, HAKE, POLLOCK AND CUSK:                                      |             |             |
| SKINNED OR BONED . . . . .   | 5,937,743   | 1,407,304   |
| OTHER . . . . .  | 43,398,498  | 6,591,835   |
| HERRING . . . . .  | 34,681,695  | 3,604,052   |
| MACKEREL . . . . .   | 3,886,611   | 543,970     |
| SALMON . . . . .   | 683,137     | 266,218     |
| OTHER . . . . .  | 1,101,702   | 319,651     |
| TOTAL PICKLED OR SALTED . . . . .  | 90,538,752  | 12,820,435  |
| SMOKED OR KIPPERED:  |             |             |
| COD, HADDOCK, HAKE, POLLOCK AND CUSK:                                      |             |             |
| WHOLE, OR BEHEADED, OR Eviscerated, OR BOTH . . . . .                      | 253,425     | 53,821      |
| FILLETS, STEAKS, ETC. . . . .  | 2,834,188   | 668,570     |
| HERRING:   |             |             |
| WHOLE OR BEHEADED:   |             |             |
| HARD DRY-SMOKED . . . . .  | 1,041,768   | 100,564     |
| OTHER . . . . .  | 181,901     | 23,362      |
| BONED . . . . .  | 356,512     | 76,726      |
| NOT BONED (Eviscerated, SPLIT) . . . . .                                   | 1,149,838   | 196,953     |
| SALMON . . . . .   | 84,163      | 35,286      |
| OTHER . . . . .  | 30,154      | 8,349       |
| TOTAL SMOKED OR KIPPERED . . . . .   | 5,931,949   | 1,163,631   |
| TOTAL CURED . . . . .  | 97,810,017  | 14,453,599  |
| OTHER FISH AND SHELLFISH, NOT ESPECIALLY PROVIDED FOR . . . . .            | 1,424,513   | 358,590     |
| TOTAL EDIBLE FISHERY PRODUCTS . . . . .                                    | 470,517,127 | 113,752,823 |

SEE FOOTNOTES AT END OF TABLE

(CONTINUED ON NEXT PAGE)

## IMPORTS OF FISHERY PRODUCTS ENTERED FOR CONSUMPTION, 1949 - Continued

| ITEM  | UNIT    | QUANTITY  | VALUE      |
|---|---------|-----------|------------|
| NON-EDIBLE FISHERY PRODUCTS                       |         |           |            |
| FISH AND MARINE ANIMAL OILS:                      |         |           |            |
| COD:  |         |           |            |
| INDUSTRIAL . . . . .                              | GALLONS | 663,512   | \$478,555  |
| MEDICINAL . . . . .                               | DO      | 1,496,101 | 2,843,279  |
| HALIBUT LIVER . . . . .                           | DO      | 1,978     | 105,885    |
| HERRING . . . . .                                 | DO      | 2,119,650 | 1,290,708  |
| SHARK, INCLUDING GRAYFISH:                        |         |           |            |
| BODY . . . . .                                    | DO      | 2,830     | 29,634     |
| LIVER . . . . .                                   | DO      | 576,131   | 3,543,103  |
| SOD . . . . .                                     | DO      | 13,869    | 10,396     |
| WHALE:  |         |           |            |
| SPERM, REFINED . . . . .                          | DO      | 49,912    | 115,906    |
| SPERM, CRUDE . . . . .                            | DO      | 1,104,411 | 1,275,608  |
| OTHER . . . . .                                   | DO      | 758       | 1,542      |
| SEAL . . . . .                                    | DO      | 3,136     | 1,883      |
| OTHER:  |         |           |            |
| BODY . . . . .                                    | DO      | 21,762    | 77,619     |
| LIVER . . . . .                                   | DO      | 72,469    | 2,803,826  |
| TOTAL FISH AND MARINE ANIMAL OILS . . . . .       | DO      | 6,126,519 | 12,577,944 |
| PEARLS:   |         |           |            |
| CULTIVATED . . . . .                              | -       | -         | 1,733,698  |
| NATURAL . . . . .                                 | -       | -         | 532,310    |
| TOTAL PEARLS . . . . .                            | -       | -         | 2,266,008  |
| SHELLS AND BUTTONS:                               |         |           |            |
| SHELLS, UNMANUFACTURED:                           |         |           |            |
| MOTHER-OF-PEARL . . . . .                         | POUNDS  | 5,775,607 | 2,727,160  |
| TORTOISE SHELL . . . . .                          | DO      | 2,784     | 3,998      |
| OTHER . . . . .                                   | DO      | 2,989,813 | 439,820    |
| SHELL AND MOTHER-OF-PEARL ORNAMENTED . . . . .    | -       | -         | 29,483     |
| OCEAN PEARL OR SHELL BUTTONS AND BLANKS . . . . . | GROSS   | 844,197   | 580,683    |
| TOTAL SHELL AND BUTTONS . . . . .                 | -       | -         | 3,781,144  |
| SPONGES:  |         |           |            |
| HARDHEAD OR REEF . . . . .                        | POUNDS  | 778       | 5,287      |
| SHEEPSWOOL . . . . .                              | DO      | 26,709    | 139,772    |
| VELVET . . . . .                                  | DO      | 179       | 1,436      |
| YELLOW AND GRASS . . . . .                        | DO      | 8,838     | 25,041     |
| OTHER . . . . .                                   | DO      | 231,551   | 1,765,538  |
| TOTAL SPONGES . . . . .                           | DO      | 268,055   | 1,937,074  |
| OTHER:  |         |           |            |
| AGAR-AGAR . . . . .                               | DO      | 313,098   | 471,036    |
| AMBERGRIS . . . . .                               | DO      | 157       | 10,148     |
| AQUARIUM FISH (INCLUDING GOLDFISH) . . . . .      | -       | -         | 25,599     |
| AQUATIC LEATHERS:                                 |         |           |            |
| FISH:   |         |           |            |
| SHARK . . . . .                                   | DO      | 122,777   | 19,989     |
| OTHER . . . . .                                   | DO      | 2,973,820 | 83,574     |
| REPTILE SKINS, (RAW) . . . . .                    | DO      | 4,545,943 | 2,074,389  |
| REPTILIAN AND SHARK SKINS AND PRODUCTS . . . . .  | -       | -         | 3,422,552  |
| SEAL SKINS:                                       |         |           |            |
| RAW (NOT FUR SKINS) . . . . .                     | DO      | 1,302,575 | 411,052    |
| FUR:  |         |           |            |
| NOT DRESSED . . . . .                             | NUMBER  | 1,079     | 11,305     |
| NOT DYED . . . . .                                | DO      | 50        | 1,012      |
| DYED-DRESSED . . . . .                            | DO      | 1,940     | 35,411     |
| WALRUS . . . . .                                  | DO      | 8,988     | 15,668     |
| BONES:  |         |           |            |
| CUTLEFISH . . . . .                               | POUNDS  | 159,668   | 20,505     |
| WHALE AND MANUFACTURES OF . . . . .               | -       | -         | 7,383      |
| COD LIVER OIL CAKE AND MEAL . . . . .             | POUNDS  | 2,118,810 | 115,700    |
| FISH (OTHER THAN FOR HUMAN CONSUMPTION) . . . . . | -       | -         | 906,950    |
| FISH SOUNDS . . . . .                             | POUNDS  | 147,133   | 53,774     |
| GLUE . . . . .                                    | DO      | 375,817   | 67,834     |
| ISINGLASS . . . . .                               | DO      | 16,520    | 10,906     |
| KELP . . . . .                                    | DO      | 2,190,257 | 65,695     |

SEE FOOTNOTES AT END OF TABLE

(CONTINUED ON NEXT PAGE)

## IMPORTS OF FISHERY PRODUCTS ENTERED FOR CONSUMPTION, 1949 - Continued

| ITEM   | UNIT   | QUANTITY  | VALUE       |
|--|--------|-----------|-------------|
| NON-EDIBLE FISHERY PRODUCTS - CONTINUED        |        |           |             |
| OTHER - CONTINUED:                             |        |           |             |
| LIVERS (EXCLUDING VISCERA, GLANDS, ETC.) . . . | POUNDS | 3,061,954 | \$1,794,460 |
| MOSS AND SEAWEEDS, DYED OR MANUFACTURED. . .   | DO     | -         | 195,370     |
| SCRAP AND MEAL:                                |        |           |             |
| ANIMAL FEED. . . . .                           | TONS   | 46,985    | 6,954,997   |
| FERTILIZER . . . . .                           | DO     | 5,198     | 506,710     |
| SODIUM ALGINATE. . . . .                       | POUNDS | 9,270     | 8,092       |
| SPERMICETTI WAX. . . . .                       | DO     | 19,380    | 4,489       |
| TOTAL OTHER. . . . .                           | -      | -         | 17,294,800  |
| TOTAL NON-EDIBLE FISHERY PRODUCTS. . . . .     | -      | -         | 37,856,970  |
| GRAND TOTAL. . . . .                           | -      | -         | 151,609,793 |

1/ INCLUDES A SMALL QUANTITY PRESERVED.

2/ PRIOR TO 1948 IMPORTS OF BONITO AND YELLOWFIN WERE INCLUDED WITH THOSE OF TUNA. IN 1948 PART OF THE BONITO AND YELLOWTAIL RECEIVED WAS INCLUDED WITH TUNA.

NOTE: - THE DATA ARE PRELIMINARY AS THEY WERE COMPILED PRIOR TO THE ISSUING OF "FOREIGN COMMERCE AND NAVIGATION OF THE UNITED STATES, 1949". THE DATA INCLUDE IMPORTS TO UNITED STATES TERRITORIES AND POSSESSIONS. DATA ON THE FISHERIES OF THE UNITED STATES TERRITORIES AND POSSESSIONS, OTHER THAN ALASKA, ARE NOT INCLUDED IN THE OPERATING UNIT, CATCH, AND MANUFACTURED PRODUCTS TABLES.

## IMPORTS OF FRESH AND FROZEN TUNA BY COUNTRY, 1949

| COUNTRY              | POUNDS     | VALUE       |
|----------------------|------------|-------------|
| COSTA RICA . . . . . | 10,077,771 | \$1,527,297 |
| JAPAN . . . . .      | 2,839,298  | 442,272     |
| PERU . . . . .       | 2,326,642  | 130,702     |
| MEXICO . . . . .     | 1,990,098  | 323,342     |
| CANADA . . . . .     | 1,234,246  | 217,319     |
| ECUADOR . . . . .    | 1,026,000  | 130,780     |
| ALL OTHERS . . . . . | 1,112,326  | 149,839     |
| TOTAL . . . . .      | 20,606,381 | 2,921,551   |

## IMPORTS OF FILLETS, STEAKS, ETC. BY COUNTRY, 1949

| COUNTRY                                   | POUNDS *   | VALUE       |
|---|------------|-------------|
| GROUND FISH (INCLUDING OCEAN PERCH)       |            |             |
| CANADA (INCLUDING NEWFOUNDLAND) . . . . . | 41,685,312 | \$7,823,982 |
| ICELAND . . . . .                         | 5,130,528  | 801,442     |
| NORWAY . . . . .                          | 506,425    | 102,848     |
| TOTAL . . . . .                           | 47,322,265 | 8,728,272   |
| OTHER THAN GROUND FISH                    |            |             |
| CANADA (INCLUDING NEWFOUNDLAND) . . . . . | 14,680,697 | 4,329,449   |
| JAPAN . . . . .                           | 1,727,917  | 495,550     |
| NORWAY . . . . .                          | 1,030,358  | 158,121     |
| ICELAND . . . . .                         | 390,665    | 49,372      |
| ALL OTHERS . . . . .                      | 667,120    | 52,541      |
| TOTAL . . . . .                           | 18,496,757 | 5,085,033   |

IMPORTS OF SHRIMP BY COUNTRY, 1949 <sup>1/</sup>

| COUNTRY              | POUNDS     | VALUE        |
|----------------------|------------|--------------|
| MEXICO . . . . .     | 29,382,193 | \$13,450,481 |
| ALL OTHERS . . . . . | 291,012    | 153,576      |
| TOTAL . . . . .      | 29,673,205 | 13,606,057   |

<sup>1/</sup> PRIMARILY FRESH AND FROZEN.

## IMPORTS OF CANNED SARDINES IN OIL BY COUNTRY, 1949


| COUNTRY              | POUNDS     | VALUE       |
|----------------------|------------|-------------|
| NORWAY . . . . .     | 9,697,262  | \$3,625,762 |
| PORTUGAL . . . . .   | 4,020,208  | 1,717,206   |
| CANADA . . . . .     | 1,496,338  | 267,543     |
| ALL OTHERS . . . . . | 993,497    | 422,507     |
| TOTAL . . . . .      | 16,207,305 | 6,033,018   |

## IMPORTS OF CANNED TUNA IN OIL BY COUNTRY, 1949

| COUNTRY              | POUNDS    | VALUE     |
|----------------------|-----------|-----------|
| JAPAN . . . . .      | 1,781,576 | \$883,742 |
| PERU . . . . .       | 1,648,456 | 800,396   |
| ANGOLA . . . . .     | 549,404   | 254,627   |
| PORTUGAL . . . . .   | 298,898   | 140,288   |
| ALL OTHERS . . . . . | 226,573   | 120,161   |
| TOTAL . . . . .      | 4,504,907 | 2,199,214 |

## IMPORTS OF CANNED BONITO AND YELLOWTAIL BY COUNTRY, 1949

| COUNTRY              | POUNDS    | VALUE       |
|----------------------|-----------|-------------|
| PERU . . . . .       | 7,971,852 | \$3,077,001 |
| CHILE . . . . .      | 76,863    | 25,056      |
| ALL OTHERS . . . . . | 5,225     | 4,466       |
| TOTAL . . . . .      | 8,053,940 | 3,106,523   |



## SECTION 2.- NEW ENGLAND FISHERIES

*(Area XXII)<sup>2</sup>*

During 1949, the demand for fresh fish at the docks in the New England Area was considerably lighter than in 1948 and the market was weaker. Keener competition from other protein foods, being offered at their lowest post war prices, brought about this weaker market condition. Demand was light at the start of the year and the market weak. There was a good recovery during the Lenten season although not as great as in the previous few years. During the late spring months, the demand slackened and the market weakened again. Excessively hot summer weather adversely affected the demand even more. Fall brought about a recovery and a stronger market, however the demand slowed down again during the last few months of the year with only brief rallies on occasions when supplies were very short.

The frozen fish market in New England started the year off slowly with some overstocked items on hand. It was not until the late winter that any appreciable improvement was noticed and, in the meantime, some inventories were moved at a sacrifice. The demand for frozen fish continued from fair to good until the late fall, with the poorest period during midsummer. At the end of the year, mostly due to the holiday season, the demand tapered off again. As the year closed, supplies of haddock and flounder fillets were light, but there were good supplies of cod and ocean perch (rosefish) fillets. Healed and gutted whiting was the only item in apparently heavy supply.

The offshore vessels out of Boston continued to fish on their usual grounds, varying little from their practice in recent years, and doing the greater part of their fishing on Georges Bank. However, when haddock became scarcer toward the end of the year, the number of trips to more distant grounds (Brown, La Have, Emerald, Western, and Middle Ground) were more numerous. Haddock was more plentiful on these more distant grounds and trips were more successful. The Gloucester ocean perch (rosefish) fleet operated on the grounds off Nova Scotia with increasing frequency during 1949. Generally, fishing conditions were good during most of the year, with the best catches during the early part of the year. However, fishing was spotty during some of the late fall and winter months, with the worst weather of the year coming in October, when high winds prevailed for several weeks hampering fishing operations considerably.

During 1949, the mackerel seiners had one of their poorest years in New England waters. Very few mackerel were located by the purse seiners during the year, apparently due to the scattering of the schools. By the end of August, all the vessels which had fitted out for purse seining in the spring, had ceased searching for mackerel. Most boats returned to otter trawling while a few turned to seining for menhaden, which was sold to reduction plants in Gloucester. The menhaden returned to this area in large quantities during 1949 after an absence of many years. Some vessels reoutfitted for mackerel purse seining in November and made a few successful trips off Cape Cod and Long Island. However, foul weather set in shortly thereafter and they put away their gear for the winter.

Swordfish harpooners had an average season. After a few good trips early in the season the remainder was no better than fair. These vessels were hampered a great deal by foggy weather which prevailed for lengthy periods during the middle of the summer.

The large otter trawl fleet, the backbone of the Boston fish-producing industry, was reduced in the spring of 1949 when twelve vessels were sold to the U. S. Army for use in Bizonal, Germany. These vessels represented about 25 percent of the large trawlers, and a conservative estimate places the loss in production at close to 20 million pounds in 1949. There were no adequate replacements for these vessels, and none were contemplated for the immediate future. Producers were reluctant to risk further investments, blaming high cost of production and reduced income due to lowered prices.

---

<sup>2</sup> This number was assigned to this area by the North American Council on Fishery Investigations. It should be explained that there are included in this area craft whose principal fishing ports are in the area but at times fish elsewhere. A notable example is the southern trawl fishery which extends into Area XXIV.

The New England Fisheries were handicapped during 1949 by several labor disputes. On May 2, 1949, lack of an agreement on terms for a new contract between the shore workers and the operators brought forth a period of about 4 months of confusion and uncertainty on the Boston Fish Pier. This resulted in a reduction in vessel landings there.

There was one minor controversy over the grading of fish while unloading, and the rules for the grading and reselling of fish were under heated debate but no definite action was taken to alter them. The major concern in the transportation field was the increased shipping costs. Movement of fish by truck continued to increase as it had in recent years.

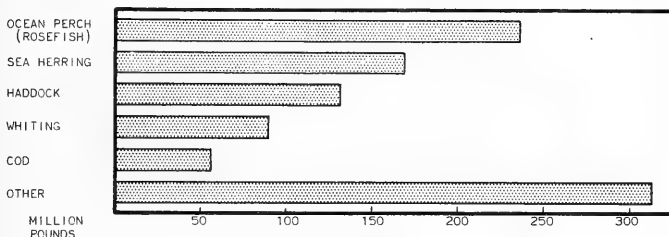
Fishery leaders in New England continued their efforts to limit the increasing importation of groundfish fillets. Their request that the Government establish an absolute quota did not receive favorable action. A higher tariff rate was sought to offset the lower cost of producing foreign fillets, but this measure was also without success.

In the following tables, landings by certain types of gear may be shown in one state although the vessel, crew, and gear may be credited to another state. The catch is listed in the port where it is landed, while the operating units are credited to the port where the vessel landed the greatest portion of its catch.

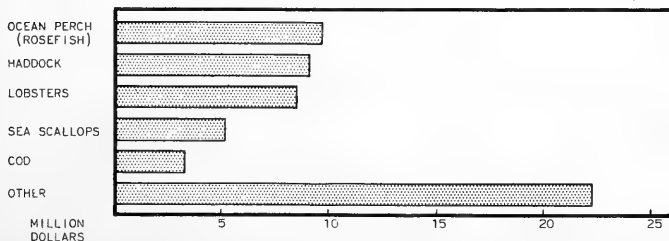
The last complete survey of the fishery transporting, wholesaling and manufacturing industries was made for 1940. In that year, 186 men were employed in the operation of 84 vessels engaged in the transporting trade, and 12,650 persons were employed in wholesale and manufacturing establishments. The latter employees received \$7,547,395 in salaries and wages during 1940. Detailed statistics on these branches of the industry for 1940 can be found in "Fishery Statistics of the United States, 1944" (Statistical Digest No. 16).

The following tables contain summarized and detailed information on the 1949 catch and operating units of the New England States. Condensed summary data on the operating units and catch by states of the New England States, appearing on the following pages, have been previously published in Current Fishery Statistics No. 692.

NEW ENGLAND CATCH, 1949

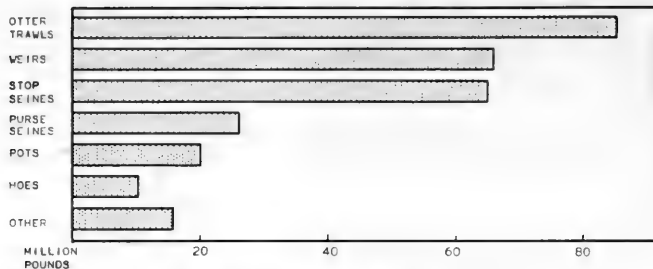


VALUE OF NEW ENGLAND CATCH, 1949

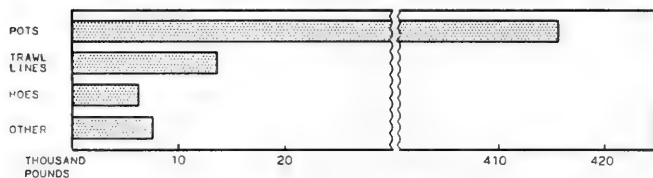


## NEW ENGLAND FISHERIES

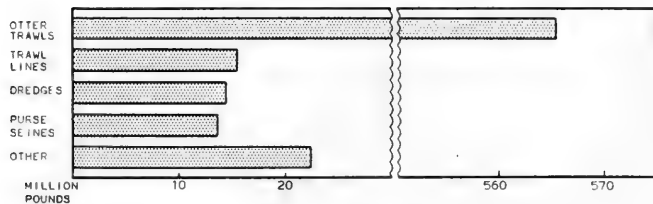
MAINE: CATCH BY GEAR, 1949



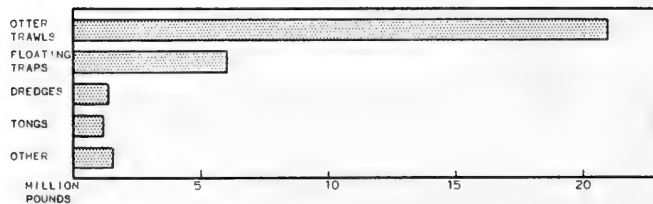
NEW HAMPSHIRE: CATCH BY GEAR, 1949



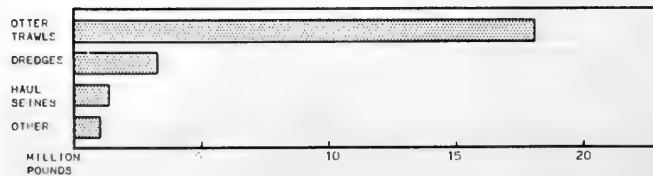
MASSACHUSETTS: CATCH BY GEAR, 1949



RHODE ISLAND: CATCH BY GEAR, 1949



CONNECTICUT: CATCH BY GEAR, 1949





# NEW ENGLAND FISHERIES SECTIONAL SUMMARIES

61

## SUMMARY OF CATCH, 1949

| PRODUCT                 | MAINE       |             | NEW HAMPSHIRE |         | MASSACHUSETTS |              |
|-------------------------|-------------|-------------|---------------|---------|---------------|--------------|
|                         | POUNDS      | VALUE       | POUNDS        | VALUE   | POUNDS        | VALUE        |
| FISH . . . . .          | 262,501,600 | \$6,215,185 | 21,400        | \$1,588 | 621,691,400   | \$30,583,258 |
| SHELLFISH, ETC. . . . . | 31,795,600  | 8,772,855   | 422,000       | 168,311 | 25,921,500    | 8,408,218    |
| TOTAL . . . . .         | 294,297,200 | 14,988,040  | 443,400       | 169,899 | 647,612,900   | 38,991,476   |

| PRODUCT                 | RHODE ISLAND |           | CONNECTICUT |           | TOTAL       |              |
|-------------------------|--------------|-----------|-------------|-----------|-------------|--------------|
|                         | POUNDS       | VALUE     | POUNDS      | VALUE     | POUNDS      | VALUE        |
| FISH . . . . .          | 26,999,500   | \$841,331 | 20,219,700  | \$935,657 | 931,433,600 | \$38,577,019 |
| SHELLFISH, ETC. . . . . | 6,428,500    | 1,388,585 | 3,975,100   | 1,221,888 | 68,542,700  | 19,959,857   |
| TOTAL . . . . .         | 33,428,000   | 2,229,916 | 24,194,800  | 2,157,545 | 999,976,300 | 58,536,876   |

## SUMMARY OF OPERATING UNITS, 1949

| ITEM                               | MAINE   | NEW HAMPSHIRE | MASSACHUSETTS | RHODE ISLAND | CONNECTICUT | TOTAL     |
|------------------------------------|---------|---------------|---------------|--------------|-------------|-----------|
|                                    | NUMBER  | NUMBER        | NUMBER        | NUMBER       | NUMBER      | NUMBER    |
| <b>FISHERMEN:</b>                  |         |               |               |              |             |           |
| ON VESSELS . . . . .               | 477     | -             | 5,155         | 286          | 467         | 6,385     |
| ON BOATS AND SHORE:                |         |               |               |              |             |           |
| REGULAR . . . . .                  | 5,614   | 134           | 1,707         | 471          | 130         | 8,056     |
| CASUAL . . . . .                   | 3,199   | 112           | 5,294         | 1,075        | 718         | 10,398    |
| TOTAL . . . . .                    | 9,290   | 246           | 12,156        | 1,832        | 1,315       | 24,839    |
| <b>VESSELS:</b>                    |         |               |               |              |             |           |
| MOTOR . . . . .                    | 111     | -             | 639           | 85           | 108         | 943       |
| NET TONNAGE . . . . .              | 2,307   | -             | 26,032        | 1,131        | 2,137       | 31,607    |
| STEAM . . . . .                    | -       | -             | -             | -            | 5           | 5         |
| NET TONNAGE . . . . .              | -       | -             | -             | -            | 513         | 513       |
| TOTAL VESSELS . . . . .            | 111     | -             | 639           | 85           | 113         | 948       |
| TOTAL NET TONNAGE . . . . .        | 2,307   | -             | 26,032        | 1,131        | 2,650       | 32,120    |
| <b>BOATS:</b>                      |         |               |               |              |             |           |
| MOTOR . . . . .                    | 5,200   | 101           | 2,655         | 529          | 351         | 8,836     |
| OTHER . . . . .                    | 1,770   | 67            | 2,040         | 879          | 247         | 5,003     |
| ACCESSORY BOATS . . . . .          | 18      | -             | 186           | 30           | 7           | 241       |
| <b>APPARATUS:</b>                  |         |               |               |              |             |           |
| <b>PURSE SEINES:</b>               |         |               |               |              |             |           |
| MACKEREL . . . . .                 | 15      | -             | 35            | -            | 81          | 131       |
| LENGTH, YARDS . . . . .            | 5,150   | -             | 17,120        | -            | 13,288      | 35,558    |
| OTHER . . . . .                    | 55      | -             | 1             | -            | -           | 56        |
| LENGTH, YARDS . . . . .            | 16,780  | -             | 39            | -            | -           | 16,819    |
| HAUL SEINES, COMMON . . . . .      | 3       | -             | 5             | 7            | -           | 15        |
| LENGTH, YARDS . . . . .            | 300     | -             | 285           | 1,600        | -           | 2,185     |
| STOP SEINES . . . . .              | 136     | -             | -             | -            | -           | 136       |
| LENGTH, YARDS . . . . .            | 41,850  | -             | -             | -            | -           | 41,850    |
| <b>GILL NETS:</b>                  |         |               |               |              |             |           |
| ANCHOR . . . . .                   | -       | -             | 318           | -            | 3           | 321       |
| SQUARE YARDS . . . . .             | -       | -             | 162,133       | -            | 1,100       | 163,233   |
| DRIFT . . . . .                    | 354     | -             | 545           | 30           | 99          | 1,028     |
| SQUARE YARDS . . . . .             | 108,992 | -             | 259,667       | 9,000        | 86,300      | 463,959   |
| <b>LINES:</b>                      |         |               |               |              |             |           |
| HAND . . . . .                     | 1,717   | 37            | 757           | 221          | 73          | 2,805     |
| HOOKS . . . . .                    | 3,300   | 74            | 895           | 221          | 219         | 4,709     |
| TRAWL OR TROT WITH HOOKS . . . . . | 12,503  | 16            | 11,435        | -            | -           | 23,954    |
| HOOKS . . . . .                    | 525,832 | 1,200         | 635,450       | -            | -           | 1,162,482 |
| TROLL . . . . .                    | -       | -             | -             | 88           | -           | 88        |
| HOOKS . . . . .                    | -       | -             | -             | 88           | -           | 88        |
| POUND NETS . . . . .               | -       | -             | 81            | -            | 5           | 86        |
| FLOATING TRAPS . . . . .           | 24      | -             | 46            | 16           | -           | 86        |
| STOP NETS . . . . .                | -       | -             | -             | -            | 11          | 11        |
| LENGTH, YARDS . . . . .            | -       | -             | -             | -            | 300         | 300       |
| WEIRS . . . . .                    | 217     | -             | -             | -            | -           | 217       |
| FYKE NETS, FISH . . . . .          | 15      | -             | 1             | -            | -           | 19        |
| DIP NETS, COMMON . . . . .         | 150     | 8             | 246           | -            | 93          | 497       |
| BAG NETS . . . . .                 | 40      | -             | -             | -            | -           | 40        |
| LIFT NETS . . . . .                | 45      | -             | -             | -            | -           | 45        |
| OTTER TRAWLS, FISH . . . . .       | 101     | -             | 573           | 92           | 134         | 900       |
| YARDS AT MOUTH . . . . .           | 2,686   | -             | 15,574        | 2,339        | 1,773       | 22,372    |
| TRAPS, BOX . . . . .               | 7       | -             | -             | -            | -           | 7         |
| <b>POTS:</b>                       |         |               |               |              |             |           |
| CRAB . . . . .                     | -       | -             | 1,332         | 150          | -           | 1,482     |
| EEL . . . . .                      | -       | -             | 125           | 490          | 600         | 1,215     |
| LOBSTER . . . . .                  | 461,675 | 11,750        | 98,309        | 17,443       | 12,609      | 601,786   |
| PERIWINKLE AND COCKLE . . . . .    | -       | -             | -             | 300          | -           | 300       |

(CONTINUED ON NEXT PAGE)

## NEW ENGLAND FISHERIES

## SUMMARY OF OPERATING UNITS, 1949 - Continued

| ITEM                                    | MAINE  | NEW HAMPSHIRE | MASSACHUSETTS | RHODE ISLAND | CONNECTICUT | TOTAL  |
|---|--------|---------------|---------------|--------------|-------------|--------|
|   | NUMBER | NUMBER        | NUMBER        | NUMBER       | NUMBER      | NUMBER |
| APPARATUS - CONTINUED:                  |        |               |               |              |             |        |
| HARPOONS . . . . .                      | 89     | -             | 79            | 21           | 7           | 196    |
| SPEARS . . . . .                        | -      | -             | 17            | -            | -           | 17     |
| DREDGES:                                |        |               |               |              |             |        |
| CLAM . . . . .                          | -      | -             | 24            | 11           | -           | 35     |
| YARDS AT MOUTH . . . . .                | -      | -             | 22            | 11           | -           | 33     |
| OYSTER, COMMON . . . . .                | -      | -             | 15            | 16           | 1/85        | 116    |
| YARDS AT MOUTH . . . . .                | -      | -             | 14            | 22           | 1/129       | 165    |
| SCALLOPS . . . . .                      | 57     | -             | 4,342         | 1,329        | 6           | 5,734  |
| YARDS AT MOUTH . . . . .                | 59     | -             | 4,168         | 1,035        | 6           | 5,268  |
| TONGS:                                  |        |               |               |              |             |        |
| OYSTER . . . . .                        | -      | -             | 37            | 70           | 44          | 151    |
| OTHER . . . . .                         | -      | -             | 357           | 963          | 48          | 1,368  |
| RAKES, OTHER THAN FOR OYSTERS . . . . . | 142    | -             | 1,278         | 163          | 28          | 1,611  |
| FORKS . . . . .                         | -      | -             | 119           | -            | -           | 119    |
| HOES . . . . .                          | 1,868  | 35            | 641           | 180          | 46          | 2,770  |

1/ INCLUDES 1 SUCTION DREDGE, 2 YARDS AT MOUTH.

## CATCH BY STATES, 1949

| SPECIES                               | MAINE       |           | NEW HAMPSHIRE |       | MASSACHUSETTS |           |
|---------------------------------------|-------------|-----------|---------------|-------|---------------|-----------|
|                                       | POUNDS      | VALUE     | POUNDS        | VALUE | POUNDS        | VALUE     |
| FISH                                  |             |           |               |       |               |           |
| ALEWIVES . . . . .                    | 3,280,700   | \$31,157  | 4,500         | \$45  | 501,700       | \$7,937   |
| AMBERJACK . . . . .                   | -           | -         | -             | -     | 100           | 9         |
| ANGLERFISH . . . . .                  | -           | -         | -             | -     | 1,500         | 54        |
| BLUEFISH . . . . .                    | -           | -         | -             | -     | 25,400        | 5,050     |
| BUTTERFISH . . . . .                  | 200         | 10        | -             | -     | 720,500       | 58,067    |
| COD . . . . .                         | 6,075,400   | 315,918   | 2,700         | 784   | 50,418,700    | 2,921,841 |
| CREWALLE . . . . .                    | -           | -         | -             | -     | 1,100         | 31        |
| CUNNER . . . . .                      | -           | -         | -             | -     | 200           | 7         |
| CUSK . . . . .                        | 1,358,600   | 50,896    | 400           | 22    | 2,261,200     | 81,906    |
| EELS:                                 |             |           |               |       |               |           |
| COMMON . . . . .                      | 41,800      | 8,672     | -             | -     | 40,500        | 6,627     |
| CONGER . . . . .                      | -           | -         | -             | -     | 5,700         | 218       |
| FLOUNDERS:                            |             |           |               |       |               |           |
| GRAY SOLE . . . . .                   | 761,000     | 34,848    | -             | -     | 7,380,400     | 509,007   |
| LEMON SOLE . . . . .                  | 1,100       | 73        | -             | -     | 4,631,900     | 662,292   |
| YELLOWTAIL . . . . .                  | 119,800     | 8,743     | -             | -     | 25,408,600    | 2,417,506 |
| BLACKBACK . . . . .                   | 832,800     | 39,774    | -             | -     | 14,399,200    | 1,555,852 |
| DAB . . . . .                         | 585,700     | 15,777    | -             | -     | 3,040,500     | 172,367   |
| FLUKE . . . . .                       | -           | -         | -             | -     | 1,786,700     | 337,869   |
| UNCLASSIFIED . . . . .                | -           | -         | -             | -     | 500           | 34        |
| FRIGATE MACKEREL . . . . .            | -           | -         | -             | -     | 1,300         | 55        |
| GRAYFISH . . . . .                    | 587,000     | 4,802     | -             | -     | 32,900        | 763       |
| HADDOCK . . . . .                     | 7,184,800   | 468,765   | 1,400         | 142   | 126,496,700   | 8,697,596 |
| HAKE:                                 |             |           |               |       |               |           |
| RED . . . . .                         | 186,200     | 9,762     | -             | -     | 39,800,400    | 340,023   |
| WHITE . . . . .                       | 5,712,800   | 190,610   | 11,500        | 473   | 8,441,600     | 338,781   |
| HALIBUT . . . . .                     | 51,300      | 12,285    | -             | -     | 420,800       | 93,676    |
| HERRING, SEA . . . . .                | 149,894,000 | 2,408,383 | -             | -     | 11,593,900    | 143,455   |
| LAUNCE . . . . .                      | -           | -         | -             | -     | 13,600        | 589       |
| MACKEREL . . . . .                    | 3,351,900   | 157,569   | -             | -     | 13,969,400    | 1,065,480 |
| MENHADEN . . . . .                    | 5,027,300   | 45,040    | -             | -     | 7,473,500     | 88,956    |
| OCEAN PERCH (ROSEFISH) . . . . .      | 55,502,600  | 2,014,071 | -             | -     | 181,484,100   | 7,805,195 |
| OCEAN POUT . . . . .                  | -           | -         | -             | -     | 5,200         | 71        |
| POLLOCK . . . . .                     | 6,386,700   | 163,444   | 300           | 10    | 22,360,000    | 641,382   |
| SALMON . . . . .                      | 1,000       | 507       | -             | -     | 300           | 116       |
| SCUP OR PORGY . . . . .               | -           | -         | -             | -     | 465,900       | 15,824    |
| SEA BASS . . . . .                    | -           | -         | -             | -     | 34,100        | 3,297     |
| SEA TROUT OR WEAKFISH, GRAY . . . . . | -           | -         | -             | -     | 500           | 59        |
| SHAD . . . . .                        | 4,900       | 206       | -             | -     | 11,100        | 769       |
| SHARKS . . . . .                      | 71,400      | 7,173     | -             | -     | 238,100       | 3,842     |
| SKATES . . . . .                      | -           | -         | -             | -     | 25,300        | 689       |
| SMELT . . . . .                       | 160,600     | 40,003    | 500           | 110   | 900           | 21        |
| STRIPED BASS . . . . .                | -           | -         | -             | -     | 71,800        | 11,071    |
| STURGEON . . . . .                    | 500         | 69        | -             | -     | 6,700         | 740       |
| SUCKERS . . . . .                     | 9,300       | 651       | -             | -     | -             | -         |
| SWORDFISH . . . . .                   | -           | -         | -             | -     | 874,400       | 305,758   |
| TAUTOG . . . . .                      | -           | -         | -             | -     | 49,500        | 2,864     |
| TILEFISH . . . . .                    | -           | -         | -             | -     | 200,700       | 14,258    |
| TUNA AND TUNALIKE FISHES:             |             |           |               |       |               |           |
| BLUEFIN . . . . .                     | 159,600     | 15,134    | -             | -     | 2,461,000     | 175,665   |
| TOTAL TUNA . . . . .                  | 159,600     | 15,134    | -             | -     | 2,461,000     | 175,665   |

(CONTINUED ON NEXT PAGE)

NEW ENGLAND FISHERIES

CATCH BY STATES, 1949 - Continued

| SPECIES                                      | MAINE       |            | NEW HAMPSHIRE |         | MASSACHUSETTS |             |
|--|-------------|------------|---------------|---------|---------------|-------------|
|  | POUNDS      | VALUE      | POUNDS        | VALUE   | POUNDS        | VALUE       |
| FISH - CONTINUED                             |             |            |               |         |               |             |
| WHITING . . . . .                            | 12,580,200  | \$147,191  | -             | -       | 75,776,400    | \$1,726,618 |
| WOLFFISH . . . . .                           | 190,800     | 4,295      | 100           | \$2     | 2,134,900     | 150,888     |
| UNCLASSIFIED:<br>FOR FOOD<br>OTHER . . . . . | 2,381,600   | 19,357     | -             | -       | 4,222,700     | 101,778     |
|  |             |            |               |         | 12,399,100    | 116,305     |
| TOTAL . . . . .                              | 262,501,600 | 6,215,185  | 21,400        | 1,588   | 621,691,400   | 30,583,258  |
| SHELLFISH, ETC.                              |             |            |               |         |               |             |
| CRABS, ROCK . . . . .                        | 734,400     | 20,217     | -             | -       | 1,765,400     | 98,455      |
| TOTAL CRABS . . . . .                        | 734,400     | 20,217     | -             | -       | 1,765,400     | 98,455      |
| LOBSTERS, NORTHERN . . . . .                 | 19,272,700  | 6,696,961  | 415,900       | 166,360 | 3,563,000     | 1,405,385   |
| SHRIMP . . . . .                             | 9,900       | 1,806      | -             | -       | -             | -           |
| CLAMS:                                       |             |            |               |         |               |             |
| HARD, PUBLIC . . . . .                       | 589,800     | 98,483     | -             | -       | 1,665,300     | 537,488     |
| PRIVATE . . . . .                            | -           | -          | -             | -       | 132,000       | 48,575      |
| RAZOR . . . . .                              | -           | -          | -             | -       | 73,700        | 8,750       |
| SOFT, PUBLIC . . . . .                       | 8,622,900   | 1,419,691  | 6,000         | 1,890   | 917,600       | 376,766     |
| PRIVATE . . . . .                            | -           | -          | -             | -       | 800           | 369         |
| SURF . . . . .                               | -           | -          | -             | -       | 10,600        | 2,617       |
| TOTAL CLAMS . . . . .                        | 9,212,700   | 1,518,174  | 6,000         | 1,890   | 2,800,000     | 974,565     |
| MUSSELS, SEA . . . . .                       | 386,300     | 15,345     | -             | -       | 120,000       | 7,500       |
| OYSTERS, MARKET:                             |             |            |               |         |               |             |
| PUBLIC, SPRING . . . . .                     | -           | -          | -             | -       | 2,500         | 1,520       |
| PUBLIC, FALL . . . . .                       | -           | -          | -             | -       | 13,000        | 5,750       |
| PRIVATE, SPRING . . . . .                    | -           | -          | -             | -       | 46,500        | 27,655      |
| PRIVATE, FALL . . . . .                      | -           | -          | -             | -       | 176,500       | 109,928     |
| TOTAL OYSTERS . . . . .                      | -           | -          | -             | -       | 238,500       | 144,853     |
| PERIWINKLES AND COCKLES . . . . .            | 10,300      | 3,186      | -             | -       | 41,500        | 1,860       |
| SCALLOPS:                                    |             |            |               |         |               |             |
| BAY . . . . .                                | -           | -          | -             | -       | 982,900       | 723,295     |
| SEA . . . . .                                | 509,000     | 179,845    | -             | -       | 13,468,900    | 4,987,202   |
| SQUID . . . . .                              | 20,100      | 395        | -             | -       | 2,438,100     | 53,227      |
| SEA URCHINS . . . . .                        | 79,500      | 2,291      | -             | -       | -             | -           |
| IRISH MOSS . . . . .                         | 1,125,000   | 18,704     | -             | -       | -             | -           |
| BLOODWORMS . . . . .                         | 401,800     | 297,021    | 100           | 61      | 500,000       | 8,950       |
| SANDWORMS . . . . .                          | 33,900      | 18,910     | -             | -       | 3,200         | 2,926       |
| TOTAL . . . . .                              | 31,795,600  | 8,772,855  | 422,000       | 168,311 | 25,921,500    | 8,408,218   |
| GRAND TOTAL . . . . .                        | 294,297,200 | 14,988,040 | 443,400       | 169,899 | 647,612,900   | 38,991,476  |

| SPECIES                              | RHODE ISLAND |         | CONNECTICUT |          | TOTAL       |           |
|--------------------------------------|--------------|---------|-------------|----------|-------------|-----------|
|                                      | POUNDS       | VALUE   | POUNDS      | VALUE    | POUNDS      | VALUE     |
| FISH                                 |              |         |             |          |             |           |
| ALEWIVES . . . . .                   | 133,700      | \$1,218 | 1,146,000   | \$16,699 | 5,066,600   | \$57,056  |
| AMBERJACK . . . . .                  | -            | -       | -           | -        | 100         | 9         |
| ANGLERFISH . . . . .                 | 1,800        | 29      | 4,000       | 140      | 7,300       | 223       |
| BLUEFISH . . . . .                   | 25,700       | 3,465   | 10,000      | 3,055    | 61,100      | 11,570    |
| BUTTERFISH . . . . .                 | 1,279,400    | 86,263  | 704,300     | 71,369   | 2,704,500   | 215,709   |
| CARP . . . . .                       | -            | -       | 42,200      | 3,438    | 42,200      | 3,438     |
| CATFISH AND BULLHEADS . . . . .      | -            | -       | 7,800       | 395      | 7,800       | 395       |
| COD . . . . .                        | 1,707,300    | 78,586  | 590,700     | 60,121   | 58,794,800  | 3,377,250 |
| CREVALLE . . . . .                   | 500          | 16      | -           | -        | 1,600       | 47        |
| CUNNER . . . . .                     | 3,500        | 43      | 4,700       | 155      | 8,400       | 205       |
| CUSK . . . . .                       | -            | -       | -           | -        | 3,620,200   | 132,824   |
| DOLPHIN . . . . .                    | 1,500        | 146     | 600         | 26       | 2,100       | 172       |
| EELS:                                |              |         |             |          |             |           |
| COMMON . . . . .                     | 16,100       | 2,369   | 20,500      | 3,637    | 118,900     | 21,305    |
| CONGER . . . . .                     | 4,600        | 118     | 6,000       | 200      | 16,300      | 536       |
| FLOUNDERS:                           |              |         |             |          |             |           |
| GRAY SOLE . . . . .                  | 9,500        | 820     | 6,200       | 545      | 8,157,100   | 545,220   |
| LEMON SOLE . . . . .                 | 66,300       | 7,827   | 40,000      | 5,000    | 4,739,300   | 675,192   |
| YELLOWTAIL . . . . .                 | 1,138,200    | 108,475 | 550,200     | 60,060   | 27,216,900  | 2,595,784 |
| BLACKBACK . . . . .                  | 1,301,900    | 68,683  | 3,909,200   | 201,894  | 20,443,100  | 1,866,203 |
| DAB . . . . .                        | 5,700        | 86      | 22,400      | 769      | 3,654,300   | 188,999   |
| FLUKE . . . . .                      | 469,600      | 75,158  | 371,700     | 70,401   | 2,628,000   | 483,428   |
| UNCLASSIFIED . . . . .               | 3,200        | 367     | 4,300       | 143      | 8,000       | 544       |
| FRIGATE MACKEREL . . . . .           | 43,100       | 1,888   | -           | -        | 44,400      | 1,943     |
| GRAYFISH . . . . .                   | -            | -       | 5,300       | 153      | 625,200     | 5,718     |
| HADDOCK . . . . .                    | 69,600       | 3,407   | 12,100      | 1,000    | 133,764,600 | 9,170,910 |
| HAKE:                                |              |         |             |          |             |           |
| RED . . . . .                        | 520,700      | 10,642  | 1,158,800   | 32,015   | 41,666,100  | 392,442   |
| WHITE . . . . .                      | 39,800       | 1,645   | 7,300       | 450      | 14,213,000  | 531,959   |
| HALLIBUT . . . . .                   | 100          | 27      | -           | -        | 472,200     | 105,988   |
| HERRING, SEA . . . . .               | 4,256,700    | 70,707  | 2,668,600   | 54,000   | 168,413,200 | 2,676,545 |
| HICKORY SHAD . . . . .               | 400          | 43      | -           | -        | 400         | 43        |
| KING WHITING OR "KINGFISH" . . . . . | 86,000       | 6,797   | 1,000       | 100      | 87,000      | 6,897     |
| LAUNCE . . . . .                     | 1,500        | 45      | -           | -        | 15,100      | 634       |
| MACKEREL . . . . .                   | 502,600      | 41,504  | 92,200      | 11,257   | 17,916,100  | 1,275,810 |

(CONTINUED ON NEXT PAGE)

# NEW ENGLAND FISHERIES

## CATCH BY STATES, 1949 - Continued

| SPECIES                               | RHODE ISLAND      |                  | CONNECTICUT       |                  | TOTAL              |                   |
|---------------------------------------|-------------------|------------------|-------------------|------------------|--------------------|-------------------|
|                                       | POUNDS            | VALUE            | POUNDS            | VALUE            | POUNDS             | VALUE             |
| <b>FISH - CONTINUED</b>               |                   |                  |                   |                  |                    |                   |
| MENHADEN . . . . .                    | 38,100            | \$457            | 27,100            | \$247            | 12,566,000         | \$134,700         |
| MINNOWS . . . . .                     | -                 | -                | 100,000           | 6,914            | 100,000            | 6,914             |
| OCEAN PERCH (ROSEFISH) . . . . .      | -                 | -                | -                 | -                | 236,986,700        | 9,819,266         |
| OCEAN POUT . . . . .                  | -                 | -                | -                 | -                | 5,200              | 5,200             |
| POLLOCK . . . . .                     | 36,900            | 1,322            | 5,500             | 591              | 28,789,400         | 806,749           |
| SALMON . . . . .                      | -                 | -                | -                 | -                | 1,300              | 623               |
| SCUP OR PORGY . . . . .               | 2,416,800         | 73,497           | 1,761,900         | 91,517           | 4,644,600          | 180,838           |
| SEA BASS . . . . .                    | 233,600           | 27,393           | 34,100            | 5,854            | 301,800            | 36,544            |
| SEA ROBIN . . . . .                   | 8,500             | 151              | 119,500           | 1,795            | 128,000            | 1,946             |
| SEA TROUT OR WEAKFISH, GRAY . . . . . | 15,700            | 2,243            | 3,000             | 465              | 19,300             | 2,767             |
| SHAD . . . . .                        | 3,200             | 131              | 470,700           | 73,191           | 489,900            | 74,297            |
| SHARKS . . . . .                      | 11,700            | 601              | 37,400            | 520              | 358,600            | 12,136            |
| SILVERSIDES . . . . .                 | -                 | -                | 1,500             | 25               | 1,500              | 25                |
| SKATES . . . . .                      | 400               | 6                | 128,100           | 1,890            | 162,000            | 40,134            |
| SMELT . . . . .                       | -                 | -                | -                 | -                | 300                | 13                |
| SPOT . . . . .                        | 300               | 13               | -                 | -                | -                  | -                 |
| STRIPED BASS . . . . .                | 81,200            | 17,039           | 8,800             | 2,727            | 161,800            | 30,837            |
| STURGEON . . . . .                    | 2,600             | 312              | 500               | 50               | 10,300             | 1,171             |
| SUCKERS . . . . .                     | -                 | -                | 9,900             | 534              | 19,200             | 1,185             |
| SUNFISH . . . . .                     | -                 | -                | 4,700             | 94               | 4,700              | 94                |
| SWELLFISH . . . . .                   | 1,900             | 221              | 9,300             | 265              | 11,200             | 486               |
| SWORDFISH . . . . .                   | 66,700            | 32,420           | 3,100             | 1,557            | 944,200            | 339,735           |
| TAUTOG . . . . .                      | 27,300            | 1,152            | 24,200            | 2,209            | 101,000            | 6,225             |
| TILEFISH . . . . .                    | 32,700            | 2,038            | 38,000            | 3,200            | 271,400            | 19,496            |
| <b>TUNA AND TUNALIKE FISHES:</b>      |                   |                  |                   |                  |                    |                   |
| BLUEFIN . . . . .                     | 17,900            | 1,928            | 35,400            | 3,730            | 2,673,900          | 196,457           |
| BONITO . . . . .                      | 5,200             | 596              | -                 | -                | 5,200              | 596               |
| LITTLE . . . . .                      | -                 | -                | 200               | 21               | 200                | 21                |
| <b>TOTAL TUNA . . . . .</b>           | <b>23,100</b>     | <b>2,524</b>     | <b>35,600</b>     | <b>3,751</b>     | <b>2,679,300</b>   | <b>197,074</b>    |
| WHITE PERCH . . . . .                 | 24,100            | 2,887            | 400               | 36               | 24,500             | 2,923             |
| WHITING . . . . .                     | 659,900           | 20,852           | 1,019,500         | 25,255           | 90,036,000         | 1,919,916         |
| WOLFFISH . . . . .                    | 700               | 15               | -                 | -                | 2,326,500          | 155,200           |
| YELLOW PERCH . . . . .                | -                 | -                | 9,500             | 628              | 9,500              | 628               |
| <b>UNCLASSIFIED:</b>                  |                   |                  |                   |                  |                    |                   |
| FOR FOOD . . . . .                    | 15,200            | 304              | 547,500           | 25,320           | 7,167,000          | 146,759           |
| OTHER . . . . .                       | 11,609,900        | 84,379           | 4,433,800         | 90,000           | 28,442,800         | 290,684           |
| <b>TOTAL . . . . .</b>                | <b>26,999,500</b> | <b>841,331</b>   | <b>20,219,700</b> | <b>935,657</b>   | <b>931,433,600</b> | <b>38,577,019</b> |
| <b>SHELLFISH, ETC.</b>                |                   |                  |                   |                  |                    |                   |
| <b>CRABS:</b>                         |                   |                  |                   |                  |                    |                   |
| BLUE, HARD . . . . .                  | -                 | -                | 3,400             | 692              | 3,400              | 692               |
| ROCK . . . . .                        | 108,000           | 3,250            | -                 | -                | 2,607,800          | 121,922           |
| <b>TOTAL CRABS . . . . .</b>          | <b>108,000</b>    | <b>3,250</b>     | <b>3,400</b>      | <b>692</b>       | <b>2,611,200</b>   | <b>122,614</b>    |
| LOBSTERS, NORTHERN . . . . .          | 354,600           | 155,859          | 388,300           | 169,058          | 23,994,500         | 8,593,523         |
| SHRIMP . . . . .                      | -                 | -                | -                 | -                | 9,900              | 1,806             |
| <b>CLAMS:</b>                         |                   |                  |                   |                  |                    |                   |
| HARD, PUBLIC . . . . .                | 2,135,100         | 469,343          | 13,300            | 5,897            | 4,403,500          | 1,111,211         |
| HARD, PRIVATE . . . . .               | -                 | -                | -                 | -                | 132,000            | 48,575            |
| OCEAN GUAHOG . . . . .                | 62,800            | 5,232            | -                 | -                | 62,900             | 5,232             |
| RAZOR . . . . .                       | -                 | -                | -                 | -                | 73,700             | 8,750             |
| SOFT, PUBLIC . . . . .                | 634,400           | 147,138          | 13,300            | 4,093            | 10,194,200         | 1,949,578         |
| SOFT, PRIVATE . . . . .               | -                 | -                | -                 | -                | 800                | 369               |
| SURF . . . . .                        | 7,300             | 1,824            | -                 | -                | 17,900             | 4,441             |
| <b>TOTAL CLAMS . . . . .</b>          | <b>2,839,600</b>  | <b>623,537</b>   | <b>26,600</b>     | <b>9,990</b>     | <b>14,884,900</b>  | <b>3,128,156</b>  |
| CONCHS . . . . .                      | -                 | -                | 41,500            | 4,379            | 41,500             | 4,379             |
| MUSSELS, SEA . . . . .                | 186,000           | 23,250           | 96,000            | 6,481            | 788,300            | 52,576            |
| <b>OYSTERS, MARKET:</b>               |                   |                  |                   |                  |                    |                   |
| PUBLIC, SPRING . . . . .              | 258,700           | 126,592          | 13,400            | 3,693            | 274,600            | 131,805           |
| PUBLIC, FALL . . . . .                | 152,100           | 75,728           | 48,700            | 18,799           | 213,800            | 100,277           |
| PRIVATE, SPRING . . . . .             | 161,100           | 79,737           | 1,317,300         | 357,895          | 1,524,900          | 465,287           |
| PRIVATE, FALL . . . . .               | 107,900           | 53,605           | 1,706,200         | 611,734          | 1,990,600          | 775,267           |
| <b>TOTAL OYSTERS . . . . .</b>        | <b>679,800</b>    | <b>335,662</b>   | <b>3,085,600</b>  | <b>992,121</b>   | <b>4,003,900</b>   | <b>1,472,636</b>  |
| PERIWINKLES AND COCKLES . . . . .     | 88,000            | 14,600           | -                 | -                | 139,800            | 19,645            |
| <b>SCALLOPS:</b>                      |                   |                  |                   |                  |                    |                   |
| BAY . . . . .                         | 303,000           | 185,490          | 24,100            | 13,735           | 1,310,000          | 922,520           |
| SEA . . . . .                         | -                 | -                | 2,100             | 1,000            | 13,980,000         | 5,168,047         |
| SQUID . . . . .                       | 1,869,500         | 46,937           | 307,300           | 24,210           | 4,635,000          | 124,769           |
| SEA URCHINS . . . . .                 | -                 | -                | -                 | -                | 79,500             | 2,291             |
| IRISH MOSS . . . . .                  | -                 | -                | -                 | -                | 1,625,000          | 27,654            |
| BLOODWORMS . . . . .                  | -                 | -                | -                 | -                | 401,900            | 297,082           |
| SANDWORMS . . . . .                   | -                 | -                | 200               | 222              | 37,300             | 22,058            |
| <b>TOTAL . . . . .</b>                | <b>6,428,500</b>  | <b>1,388,585</b> | <b>3,975,100</b>  | <b>1,221,888</b> | <b>68,542,700</b>  | <b>19,959,857</b> |
| <b>GRAND TOTAL . . . . .</b>          | <b>33,428,000</b> | <b>2,229,916</b> | <b>24,194,800</b> | <b>2,157,545</b> | <b>999,976,300</b> | <b>58,536,876</b> |

## SUPPLEMENTARY REVIEW OF THE CATCH OF CERTAIN SHELLFISH, 1949

| ITEM                    |         | MAINE     |           | NEW HAMPSHIRE |         | MASSACHUSETTS |           |
|-------------------------|---------|-----------|-----------|---------------|---------|---------------|-----------|
|                         |         | QUANTITY  | VALUE     | QUANTITY      | VALUE   | QUANTITY      | VALUE     |
| CRABS, ROCK.            | NUMBER  | 2,203,200 | \$20,217  | -             | -       | 5,296,200     | \$98,455  |
| CLAMS:                  |         |           |           |               |         |               |           |
| HARD, PUBLIC            | BUSHELS | 53,618    | 98,483    | -             | -       | 151,391       | 537,488   |
| HARD, PRIVATE           | DO      | -         | -         | -             | -       | 12,000        | 48,575    |
| RAZOR                   | DO      | -         | -         | -             | -       | 2,303         | 8,750     |
| SOFT, PUBLIC            | DO      | 574,860   | 1,419,691 | .400          | \$1,890 | 70,585        | 376,766   |
| SOFT, PRIVATE           | DO      | -         | -         | -             | -       | 62            | 369       |
| SURF                    | DO      | -         | -         | -             | -       | 964           | 2,617     |
| MUSSELS, SEA            | DO      | 25,753    | 15,345    | -             | -       | 10,000        | 7,500     |
| OYSTERS, MARKET:        |         |           |           |               |         |               |           |
| PUBLIC, SPRING          | DO      | -         | -         | -             | -       | 384           | 1,520     |
| PUBLIC, FALL            | DO      | -         | -         | -             | -       | 2,000         | 5,750     |
| PRIVATE, SPRING         | DO      | -         | -         | -             | -       | 7,154         | 27,655    |
| PRIVATE, FALL           | DO      | -         | -         | -             | -       | 27,154        | 109,928   |
| PERIWINKLES AND COCKLES | DO      | 572       | 3,186     | -             | -       | 2,306         | 1,860     |
| SCALLOPS:               |         |           |           |               |         |               |           |
| BAY                     | DO      | -         | -         | -             | -       | 167,150       | 723,295   |
| SEA                     | DO      | 84,833    | 179,845   | -             | -       | 2,244,817     | 4,987,202 |

| ITEM                    |         | RHODE ISLAND |         | CONNECTICUT |         | TOTAL     |           |
|-------------------------|---------|--------------|---------|-------------|---------|-----------|-----------|
|                         |         | QUANTITY     | VALUE   | QUANTITY    | VALUE   | QUANTITY  | VALUE     |
| CRABS:                  |         |              |         |             |         |           |           |
| BLUE, HARD              | NUMBER  | -            | -       | 13,600      | \$692   | 13,600    | \$692     |
| ROCK                    | DO      | 324,000      | \$3,250 | -           | -       | 7,823,400 | 121,922   |
| CLAMS:                  |         |              |         |             |         |           |           |
| HARD, PUBLIC            | BUSHELS | 177,925      | 469,343 | 1,108       | 5,897   | 384,042   | 1,111,211 |
| HARD, PRIVATE           | DO      | -            | -       | -           | -       | 12,000    | 48,575    |
| OCEAN QUAHOG            | DO      | 5,233        | 5,232   | -           | -       | 5,233     | 5,232     |
| RAZOR                   | DO      | -            | -       | -           | -       | 2,303     | 8,750     |
| SOFT, PUBLIC            | DO      | 31,720       | 147,138 | 665         | 4,093   | 678,230   | 1,949,578 |
| SOFT, PRIVATE           | DO      | -            | -       | -           | -       | 62        | 369       |
| SURF                    | DO      | 608          | 1,824   | -           | -       | 1,572     | 4,441     |
| CONCHS                  | DO      | -            | -       | 2,075       | 4,379   | 2,075     | 4,379     |
| MUSSELS, SEA            | DO      | 15,500       | 23,250  | 9,600       | 6,481   | 60,853    | 52,576    |
| OYSTERS, MARKET:        |         |              |         |             |         |           |           |
| PUBLIC, SPRING          | DO      | 36,957       | 126,592 | 1,740       | 3,693   | 39,081    | 131,805   |
| PUBLIC, FALL            | DO      | 21,729       | 75,728  | 6,325       | 18,799  | 30,054    | 100,277   |
| PRIVATE, SPRING         | DO      | 23,014       | 79,737  | 171,078     | 357,895 | 201,246   | 465,287   |
| PRIVATE, FALL           | DO      | 15,414       | 53,605  | 221,584     | 611,734 | 264,152   | 775,267   |
| PERIWINKLES AND COCKLES | DO      | 4,889        | 14,600  | -           | -       | 7,767     | 19,646    |
| SCALLOPS:               |         |              |         |             |         |           |           |
| BAY                     | DO      | 50,500       | 185,490 | 3,887       | 13,735  | 221,537   | 922,520   |
| SEA                     | DO      | -            | -       | 350         | 1,000   | 2,330,000 | 5,168,047 |

NOTE:--BUSHELS REPRESENT U.S. STANDARD BUSHEL OF 2,150.4 CUBIC INCHES CAPACITY

## AVERAGE WEIGHTS OF CERTAIN SHELLFISH, 1949

| ITEM                    |                                     | MAINE    | NEW HAMPSHIRE | MASSACHUSETTS | RHODE ISLAND | CONNECTICUT |
|-------------------------|-------------------------------------|----------|---------------|---------------|--------------|-------------|
|                         |                                     | QUANTITY | QUANTITY      | QUANTITY      | QUANTITY     | QUANTITY    |
| CRABS:                  |                                     |          |               |               |              |             |
| BLUE, HARD              | NUMBER PER POUND                    | -        | -             | -             | -            | 4.00        |
| ROCK                    | DO                                  | 3.00     | -             | 3.00          | 3.00         | -           |
| CLAMS:                  |                                     |          |               |               |              |             |
| HARD, PUBLIC            | LBS. MEATS PER U.S. STANDARD BUSHEL | 11.00    | -             | 11.00         | 12.00        | 12.00       |
| HARD, PRIVATE           | DO                                  | -        | -             | 11.00         | -            | -           |
| OCEAN QUAHOG            | DO                                  | -        | -             | -             | 12.00        | -           |
| RAZOR                   | DO                                  | -        | -             | 32.00         | -            | -           |
| SOFT, PUBLIC            | DO                                  | 15.00    | 15.00         | 13.00         | 20.00        | 20.00       |
| SOFT, PRIVATE           | DO                                  | -        | -             | 13.00         | -            | -           |
| SURF                    | DO                                  | -        | -             | 11.00         | 12.00        | -           |
| CONCHS                  | DO                                  | -        | -             | -             | -            | 20.00       |
| MUSSELS, SEA            | DO                                  | 15.00    | -             | 12.00         | 12.00        | 10.00       |
| OYSTERS, MARKET:        |                                     |          |               |               |              |             |
| PUBLIC, SPRING          | DO                                  | -        | -             | 6.50          | 7.00         | 7.70        |
| PUBLIC, FALL            | DO                                  | -        | -             | 6.50          | 7.00         | 7.70        |
| PRIVATE, SPRING         | DO                                  | -        | -             | 6.50          | 7.00         | 7.70        |
| PRIVATE, FALL           | DO                                  | -        | -             | 6.50          | 7.00         | 7.70        |
| PERIWINKLES AND COCKLES | DO                                  | 18.00    | -             | 18.00         | 18.00        | -           |
| SCALLOPS:               |                                     |          |               |               |              |             |
| BAY                     | DO                                  | -        | -             | 5.88          | 6.00         | 6.20        |
| SEA                     | DO                                  | 6.00     | -             | 6.00          | -            | 6.00        |

NOTE:--BUSHELS REPRESENT U.S. STANDARD BUSHEL OF 2,150.4 CUBIC INCHES CAPACITY.

## MANUFACTURED FISHERY PRODUCTS, VARIOUS YEARS 1/

| ITEM                                     | MAINE |                |           |            | MASSACHUSETTS, RHODE ISLAND, CONNECTICUT AND NEW HAMPSHIRE |           |
|--|-------|----------------|-----------|------------|--|-----------|
|  | YEAR  | UNIT           | QUANTITY  | VALUE      | QUANTITY   | VALUE     |
| <b>MANUFACTURING ESTABLISHMENTS:</b>     |       |                |           |            |  |           |
| <b>ALEWIVES:</b>                         |       |                |           |            |  |           |
| SALTED, ROUND . . . . .                  | 1940  | POUNDS         | 839,400   | \$13,539   | 60,000   | \$2,400   |
| SMOKED, WHOLE AND FILLETS . . . . .      | 1940  | DO             | 18,500    | 515        | 300  | 37        |
| BUTTERFISH, SMOKED . . . . .             | 1940  | DO             | -         | -          | 3,750  | 613       |
| CARP, SMOKED . . . . .                   | 1940  | DO             | -         | -          | 1,250  | 375       |
| CHUBS, SMOKED . . . . .                  | 1940  | DO             | -         | -          | 10,000   | 3,500     |
| CISCO, SMOKED . . . . .                  | 1940  | DO             | -         | -          | 50,000   | 13,500    |
| <b>COD:</b>                              |       |                |           |            |  |           |
| FRESH FILLETS . . . . .                  | 1949  | DO             | 226,445   | 42,200     | 3,656,543  | 922,951   |
| FROZEN FILLETS . . . . .                 | 1949  | DO             | 335,578   | 75,750     | 4,901,683  | 1,101,836 |
| <b>SALTED:</b>                           |       |                |           |            |  |           |
| GREEN 2/ . . . . .                       | 1940  | DO             | 374,802   | 15,685     | -  | -         |
| DRY . . . . .                            | 1940  | DO             | 12,615    | 595        | 111,600  | 5,997     |
| <b>BONELESS AND ABSOLUTELY BONELESS:</b> |       |                |           |            |  |           |
| BONELESS . . . . .                       | 1940  | DO             | 43,556    | 4,304      | 6,861,715  | 1,006,386 |
| <b>SMOKED:</b>                           |       |                |           |            |  |           |
| WHOLE . . . . .                          | 1940  | DO             | 73,500    | 3,140      | -  | -         |
| FILLETS . . . . .                        | 1940  | DO             | 33,480    | 4,372      | 418,100  | 46,484    |
| BONELESS . . . . .                       | 1940  | DO             | 50,000    | 7,500      | -  | -         |
| OIL, LIVER . . . . .                     | 1949  | GALLONS        | 86,025    | 136,580    | 144,374  | 278,848   |
| <b>CUSK:</b>                             |       |                |           |            |  |           |
| FRESH FILLETS . . . . .                  | 1949  | POUNDS         | 164,999   | 38,820     | 323,989  | 76,854    |
| FROZEN FILLETS . . . . .                 | 1949  | DO             | -         | -          | 125,280  | 24,960    |
| <b>SALTED:</b>                           |       |                |           |            |  |           |
| GREEN 2/ . . . . .                       | 1940  | DO             | 5,800     | 157        | -  | -         |
| DRY . . . . .                            | 1940  | DO             | 9,115     | 455        | -  | -         |
| WHOLE . . . . .                          | 1940  | DO             | -         | -          | 15,700   | 3,467     |
| BONELESS . . . . .                       | 1940  | DO             | -         | -          | 1,600  | 276       |
| <b>SMOKED:</b>                           |       |                |           |            |  |           |
| WHOLE . . . . .                          | 1940  | DO             | 500       | 20         | -  | -         |
| FILLETS . . . . .                        | 1940  | DO             | 8,740     | 874        | 393,859  | 31,263    |
| EELS, SMOKED . . . . .                   | 1940  | DO             | -         | -          | 2,000  | 300       |
| <b>FLOUNDERS:</b>                        |       |                |           |            |  |           |
| FRESH FILLETS . . . . .                  | 1949  | DO             | 102,073   | 30,585     | 9,300,824  | 3,151,479 |
| FROZEN FILLETS . . . . .                 | 1949  | DO             | 11,444    | 343        | 7,283,259  | 2,158,923 |
| SMOKED . . . . .                         | 1940  | DO             | -         | -          | 1,800  | 290       |
| <b>HADDOCK:</b>                          |       |                |           |            |  |           |
| FRESH FILLETS . . . . .                  | 1949  | DO             | 180,000   | 49,250     | 17,553,771   | 5,197,718 |
| FROZEN FILLETS . . . . .                 | 1949  | DO             | 821,418   | 219,589    | 21,376,193   | 5,683,016 |
| <b>SALTED:</b>                           |       |                |           |            |  |           |
| GREEN 2/ . . . . .                       | 1940  | DO             | 2,000     | 100        | -  | -         |
| DRY . . . . .                            | 1940  | DO             | 12,615    | 595        | 100  | 7         |
| WHOLE . . . . .                          | 1940  | DO             | -         | -          | 500  | 28        |
| <b>BONELESS AND ABSOLUTELY BONELESS:</b> |       |                |           |            |  |           |
| BONELESS . . . . .                       | 1940  | DO             | -         | -          | 60,900   | 6,413     |
| <b>SMOKED:</b>                           |       |                |           |            |  |           |
| FINNAN HADDIE . . . . .                  | 1940  | DO             | 52,400    | 5,963      | 375,311  | 40,329    |
| WHOLE . . . . .                          | 1940  | DO             | -         | -          | 500  | 68        |
| FILLETS . . . . .                        | 1940  | DO             | -         | -          | 122,925  | 18,233    |
| <b>HAKE:</b>                             |       |                |           |            |  |           |
| FRESH FILLETS . . . . .                  | 1949  | DO             | 95,000    | 24,500     | 616,913  | 115,975   |
| FROZEN FILLETS . . . . .                 | 1949  | DO             | 36,900    | 4,461      | 522,730  | 69,978    |
| <b>SALTED:</b>                           |       |                |           |            |  |           |
| GREEN 2/ . . . . .                       | 1940  | DO             | 902,015   | 30,271     | -  | -         |
| DRY . . . . .                            | 1940  | DO             | 9,115     | 455        | 384,050  | 10,933    |
| WHOLE . . . . .                          | 1940  | DO             | -         | -          | 110,500  | 4,044     |
| <b>BONELESS AND ABSOLUTELY BONELESS:</b> |       |                |           |            |  |           |
| BONELESS . . . . .                       | 1940  | DO             | 100,645   | 14,041     | 859,700  | 66,677    |
| SMOKED FILLETS . . . . .                 | 1940  | DO             | 39,400    | 1,227      | -  | -         |
| HALIBUT, SMOKED . . . . .                | 1940  | DO             | -         | -          | 1,500  | 468       |
| <b>HERRING, SEA:</b>                     |       |                |           |            |  |           |
| CANNED, SARDINES                         | 1949  | STANDARD CASES | 2,977,817 | 20,720,506 | 96,706   | 331,169   |
| <b>SALTED:</b>                           |       |                |           |            |  |           |
| BRINE . . . . .                          | 1940  | POUNDS         | 385,200   | 11,714     | 36,500   | 3,710     |
| PICKLED IN VINEGAR . . . . .             | 1940  | DO             | 1,245,425 | 45,549     | 650,000  | 45,250    |
| <b>SMOKED:</b>                           |       |                |           |            |  |           |
| <b>BLOATERS:</b>                         |       |                |           |            |  |           |
| HARD . . . . .                           | 1940  | DO             | 93,942    | 4,703      | 39,200   | 824       |
| SOFT . . . . .                           | 1940  | DO             | 8,066     | 403        | -  | -         |
| WHOLE . . . . .                          | 1940  | DO             | 4,500     | 125        | -  | -         |
| KIPPED . . . . .                         | 1940  | DO             | -         | -          | 424,000  | 40,138    |
| LENGTHWISE . . . . .                     | 1940  | DO             | 68,517    | 3,862      | -  | -         |
| MEDIUM STYLE . . . . .                   | 1940  | DO             | 169,199   | 9,596      | 2,121  | 313       |
| BONELESS . . . . .                       | 1940  | DO             | 2,018,330 | 210,540    | -  | -         |
| MEAL . . . . .                           | 1949  | TONS           | 3,049     | 463,737    | -  | -         |
| OIL . . . . .                            | 1949  | GALLONS        | 122,448   | 61,574     | -  | -         |

SEE FOOTNOTES AT END OF TABLE

(CONTINUED ON NEXT PAGE)

NEW ENGLAND FISHERIES

MANUFACTURED FISHERY PRODUCTS, VARIOUS YEARS 1/- CONTINUED

| ITEM  | YEAR | UNIT           | MAINE      |              | MASSACHUSETTS, RHODE ISLAND, CONNECTICUT AND NEW HAMPSHIRE |               |  |
|---|------|----------------|------------|--------------|--|---------------|--|
|   |      |                | QUANTITY   | VALUE        | QUANTITY   | VALUE         |  |
| BY MANUFACTURING ESTABLISHMENTS--                   |      |                |            |              |  |               |  |
| CONTINUED:  |      |                |            |              |  |               |  |
| MACKEREL:   |      |                |            |              |  |               |  |
| FRESH FILLETS . . . . .                             | 1949 | POUNDS         | -          | -            | 280,631  | \$61,002      |  |
| FROZEN FILLETS . . . . .                            | 1949 | DO             | -          | -            | 549,457  | 141,166       |  |
| CANNED . . . . .                                    | 1949 | STANDARD CASES | 19,021     | \$127,420    | 95,142   | 815,625       |  |
| SALTED:   |      |                |            |              |  |               |  |
| DRY FILLETS . . . . .                               | 1940 | POUNDS         | -          | -            | 1,660,000  | 108,300       |  |
| SPLIT . . . . .                                     | 1940 | DO             | -          | -            | 498,100  | 27,369        |  |
| BRINES:   |      |                |            |              |  |               |  |
| WHOLE . . . . .                                     | 1940 | DO             | -          | -            | 749,400  | 61,666        |  |
| FILLETS . . . . .                                   | 1940 | DO             | -          | -            | 657,400  | 71,335        |  |
| SMOKED FILLETS . . . . .                            | 1940 | DO             | -          | -            | 26,100   | 3,960         |  |
| OCEAN PERCH (ROSEFISH):                             |      |                |            |              |  |               |  |
| FRESH FILLETS . . . . .                             | 1949 | DO             | 3,020      | 604          | 636,041  | 138,352       |  |
| FROZEN FILLETS . . . . .                            | 1949 | DO             | 15,825,084 | 3,222,757    | 56,728,393   | 11,972,961    |  |
| POLLOCK:  |      |                |            |              |  |               |  |
| FRESH FILLETS . . . . .                             | 1949 | DO             | 507,036    | 76,135       | 2,197,387  | 345,743       |  |
| FROZEN FILLETS . . . . .                            | 1949 | DO             | 759,947    | 91,758       | 5,628,526  | 751,959       |  |
| SALTED:   |      |                |            |              |  |               |  |
| GREEN 2/ . . . . .                                  | 1940 | DO             | 184,772    | 5,665        | -  | -             |  |
| DRY . . . . .                                       | 1940 | DO             | 9,115      | 455          | 248,620  | 11,293        |  |
| WHOLE . . . . .                                     | 1940 | DO             | -          | -            | 4,600  | 321           |  |
| SMOKED . . . . .                                    | 1940 | DO             | 40,000     | 960          | -  | -             |  |
| SALMON:   |      |                |            |              |  |               |  |
| SMOKED:   |      |                |            |              |  |               |  |
| WHOLE . . . . .                                     | 1940 | DO             | -          | -            | 75,900   | 26,588        |  |
| FILLETS . . . . .                                   | 1940 | DO             | -          | -            | 2,000  | 500           |  |
| SHAD, SMOKED . . . . .                              | 1940 | DO             | -          | -            | 400  | 94            |  |
| SPOONBILL CAT, SMOKED . . . . .                     | 1940 | DO             | -          | -            | 2,500  | 2,000         |  |
| WHITEFISH, SMOKED . . . . .                         | 1940 | DO             | -          | -            | 45,000   | 18,131        |  |
| WHITING:  |      |                |            |              |  |               |  |
| FRESH AND FROZEN FILLETS . . . . .                  | 1949 | DO             | 37,430     | 4,831        | 1,133,583  | 201,606       |  |
| FRESH AND FROZEN SPLIT BUTTERFLY . . . . .          | 1949 | DO             | -          | -            | 3,028,502  | 479,167       |  |
| WOLFFISH:   |      |                |            |              |  |               |  |
| FRESH FILLETS . . . . .                             | 1949 | DO             | -          | -            | 52,266   | 16,006        |  |
| FROZEN FILLETS . . . . .                            | 1949 | DO             | -          | -            | 258,383  | 75,952        |  |
| CLAMS:  |      |                |            |              |  |               |  |
| HARD, FRESH-SHUCKED . . . . .                       | 1940 | GALLONS        | 120,000    | 136,500      | 2,500  | 3,663         |  |
| SOFT:   |      |                |            |              |  |               |  |
| FRESH-SHUCKED . . . . .                             | 1940 | DO             | 29,100     | 29,420       | 373,642  | 581,694       |  |
| CANNED:   |      |                |            |              |  |               |  |
| WHOLE AND MINCED . . . . .                          | 1949 | STANDARD CASES | 155,129    | 1,469,711    | -  | -             |  |
| CHOWDER, JUICE BROTH, AND NECTAR . . . . .          | 1949 | DO             | 169,389    | 993,469      | (3)  | (3)           |  |
| CRABS, ROCK, MEAT, PACKAGED, FRESH-COOKED . . . . . | 1940 | POUNDS         | 52,172     | 25,915       | 243,522  | 81,966        |  |
| LOBSTER MEAT, PACKAGED, FRESH-COOKED . . . . .      | 1940 | DO             | 16,300     | 19,300       | 261,200  | 295,882       |  |
| OYSTERS, FRESH-SHUCKED . . . . .                    | 1940 | GALLONS        | -          | -            | 262,487  | 591,277       |  |
| SCALLOPS, BAY, FRESH-SHUCKED . . . . .              | 1940 | DO             | -          | -            | 5,400  | 17,850        |  |
| UNCLASSIFIED PRODUCTS:                              |      |                |            |              |  |               |  |
| PACKAGED FISH . . . . .                             | 1949 | POUNDS         | 4/27,585   | 4/8,214      | 5/21,698   | 5/10,723      |  |
| CANNED:   |      |                |            |              |  |               |  |
| ANIMAL FOOD . . . . .                               | 1949 | STANDARD CASES | (6)        | (6)          | 464,931  | 1,660,883     |  |
| FISH CAKES . . . . .                                | 1949 | DO             | 37,375     | 350,031      | (6)  | (6)           |  |
| FISH ROE . . . . .                                  | 1949 | DO             | -          | -            | 21,066   | 223,577       |  |
| OTHER CANNED . . . . .                              | 1949 | DO             | -          | -            | 8/210,799  | 8/2,371,701   |  |
| TONGUES AND SOUNDS PICKLED . . . . .                | 1940 | POUNDS         | 7/529,053  | 7/3,019,479  | 17,900   | 1,613         |  |
| BUTTONS, MARINE PEARL-SHELL . . . . .               | 1949 | GROSS          | -          | -            | 1,118,060  | 1,786,712     |  |
| MEAL . . . . .                                      | 1949 | TONS           | 9/6,842    | 9/947,313    | 10/27,210  | 10/4,580,727  |  |
| OILS, BODY AND LIVER . . . . .                      | 1949 | GALLONS        | 11/75,926  | 11/31,343    | 12/454,675   | 12/395,509    |  |
| MISCELLANEOUS . . . . .                             | 1949 | -              | -          | 13/1,848,370 | -  | 14/ 2,121,151 |  |
| TOTAL . . . . .                                     |      |                | -          | 34,667,845   | -  | 51,122,054    |  |

1/ DATA ON THE PRODUCTION OF THE DIFFERENT PRODUCTS ARE FOR THE YEARS INDICATED.  
 2/ THIS ITEM IS USUALLY AN INTERMEDIATE PRODUCT, AND ALTHOUGH INCLUDED IN THE TOTAL, MAY BE SHOWN IN ITS FINAL STAGE OF PROCESSING IN THIS OR ANOTHER SECTION.  
 3/ THIS ITEM HAS BEEN INCLUDED UNDER "UNCLASSIFIED PRODUCTS."  
 4/ INCLUDES FRESH AND FROZEN WOLFFISH AND UNCLASSIFIED FILLETS.  
 5/ INCLUDES FRESH AND FROZEN OCEAN POUT AND UNCLASSIFIED FILLETS, AND SWORDFISH STEAKS.  
 6/ THIS ITEM HAS BEEN INCLUDED WITH "OTHER CANNED".  
 7/ INCLUDES CANNED ANIMAL FOOD, TUNA, FISH CHOWDER, FISH FLAKES, CLAM CAKES, CRAB MEAT, SEA MUSSELS, AND LOBSTER NEWBURG.  
 8/ INCLUDES CANNED TUNA; FINNAN HADDIE, SMOKED SALMON; HADDOCK; SALMON AND CHEESE; FISH CHOWDER; SPREADS OF SALMON, HALIBUT, AND ANCHOVY; FISH CAKES; FISH FLAKES; SCALLOPS; CLAM LOAF; AND CLAM CHOWDER.  
 9/ INCLUDES GROUND FISH (WHITE FISH) MEAL, COD-LIVER PRESS CAKE, FISH POMACE; AND UNCLASSIFIED SCRAP AND MEAL.  
 10/ INCLUDES GROUND FISH (WHITE FISH), OCEAN PERCH (ROSEFISH), AND UNCLASSIFIED SCRAP AND MEAL.  
 11/ INCLUDES UNCLASSIFIED BODY AND LIVER OILS.  
 12/ INCLUDES OCEAN PERCH (ROSEFISH) AND UNCLASSIFIED BODY OILS, AND HALIBUT, SWORDFISH, AND TUNA LIVER OILS.  
 13/ INCLUDES GLUE, CONDENSED FISH SOLUBLES, ALGIN, IRISH MOSS EXTRACT, AND PEARL ESSENCE.  
 14/ INCLUDES GLUE, CONDENSED FISH SOLUBLES, SEAWEED EXTRACTIVES, AND ISINGLASS.  
 NOTE:--SOME OF THE ABOVE PRODUCTS MAY HAVE BEEN IMPORTED FROM ANOTHER STATE OR A FOREIGN COUNTRY; THEREFORE THEY CANNOT BE CORRELATED DIRECTLY WITH THE CATCH WITHIN THE STATE.

## NEW ENGLAND FISHERIES

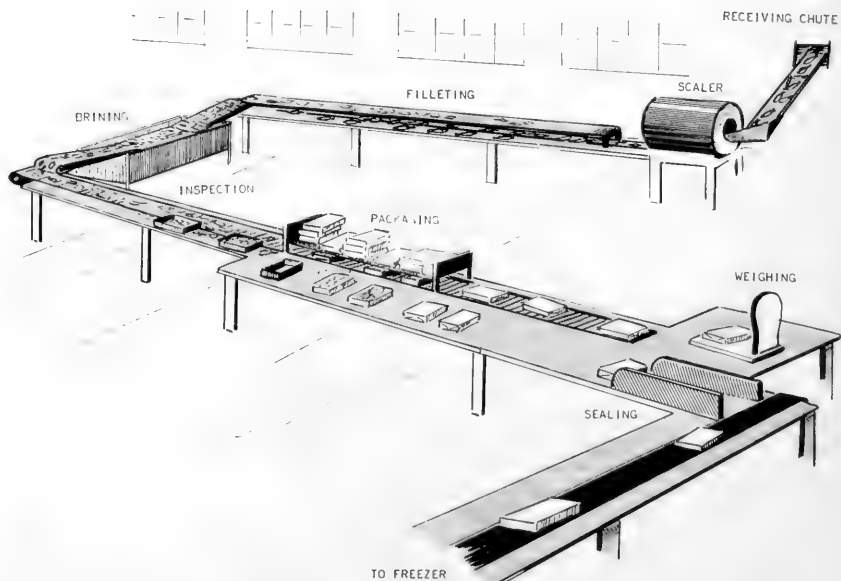
## SUMMARY OF MANUFACTURED FISHERY PRODUCTS, VARIOUS YEARS

| SUMMARY OF STATES                        |  |  | VALUE        |  |
|--|--|--|--------------|--|
| STATE                                    |  |  |              |  |
| MAINE . . . . .                          |  |  | \$34,667,845 |  |
| MASSACHUSETTS . . . . .                  |  |  | 48,198,996   |  |
| RHODE ISLAND AND NEW HAMPSHIRE . . . . . |  |  | 792,539      |  |
| CONNECTICUT . . . . .                    |  |  | 2,130,219    |  |
| TOTAL . . . . .                          |  |  | 85,789,899   |  |

| SUMMARY OF PRODUCTS                 |      |                | QUANTITY    | VALUE        |
|-------------------------------------|------|----------------|-------------|--------------|
| ITEM                                | YEAR | UNIT           |             |              |
| PACKAGED FISH . . . . .             | 1949 | POUNDS         | 155,310,011 | \$36,588,124 |
| CANNED FISH AND SHELLFISH . . . . . | 1949 | STANDARD CASES | 4,776,428   | 32,083,571   |
| FISHERY BYPRODUCTS . . . . .        | 1949 | -              | -           | 13,251,664   |
| PACKAGED SHELLFISH . . . . .        | 1940 | POUNDS         | 7,513,073   | 1,783,467    |
| SALTED, DRIED AND PICKLED . . . . . | 1940 | DO             | 17,125,075  | 1,581,065    |
| SMOKED AND KIPPERED . . . . .       | 1940 | DO             | 4,677,590   | 501,808      |
| TOTAL . . . . .                     | -    | -              | -           | 85,789,899   |

## FILLETING PLANT





## MAINE

## OPERATING UNITS BY GEAR, 1949

| ITEM                      | PURSE SEINES |        | HAUL SEINES,<br>COMMON | STOP SEINES | GILL NETS,<br>DRIFT | LINES  |                          |
|---------------------------|--------------|--------|------------------------|-------------|---------------------|--------|--------------------------|
|                           | MACKEREL     | OTHER  |                        |             |                     | HAND   | TRAWL OR TROT WITH HOOKS |
|                           | NUMBER       | NUMBER |                        |             |                     | NUMBER | NUMBER                   |
| FISHERMEN:                |              |        |                        |             |                     |        |                          |
| ON VESSELS . . . . .      | 51           | -      | -                      | -           | 44                  | 14     | 22                       |
| ON BOATS AND SHORE:       |              |        |                        |             |                     |        |                          |
| REGULAR . . . . .         | -            | 144    | 8                      | 357         | 43                  | 262    | 318                      |
| CASUAL . . . . .          | -            | 52     | -                      | 121         | -                   | 402    | 42                       |
| TOTAL . . . . .           | 51           | 196    | 8                      | 478         | 87                  | 678    | 382                      |
| VESSELS, MOTOR . . . . .  | 15           | -      | -                      | -           | 8                   | 11     | 5                        |
| NET TONNAGE . . . . .     | 136          | -      | -                      | -           | 133                 | 74     | 80                       |
| BOATS:                    |              |        |                        |             |                     |        |                          |
| MOTOR . . . . .           | -            | 55     | 3                      | 136         | 13                  | 225    | 225                      |
| OTHER . . . . .           | -            | 55     | 3                      | 132         | 1                   | 67     | -                        |
| ACCESSORY BOATS . . . . . | 15           | -      | -                      | -           | -                   | -      | -                        |
| APPARATUS:                |              |        |                        |             |                     |        |                          |
| NUMBER . . . . .          | 15           | 55     | 3                      | 136         | 354                 | 1,717  | 12,503                   |
| LENGTH, YARDS . . . . .   | 5,150        | 16,780 | 300                    | 41,850      | -                   | -      | -                        |
| SQUARE YARDS . . . . .    | -            | -      | -                      | -           | 108,992             | -      | -                        |
| HOOKS . . . . .           | -            | -      | -                      | -           | -                   | 3,300  | 525,832                  |

| ITEM                     | FLOATING TRAPS | WEIRS  | FYKE NETS, FISH | DIP NETS, COMMON | BAG NETS | LIFT NETS | OTTER TRAWLS, FISH | TRAPS, BOX |
|--------------------------|----------------|--------|-----------------|------------------|----------|-----------|--------------------|------------|
|                          | NUMBER         | NUMBER | NUMBER          | NUMBER           | NUMBER   | NUMBER    | NUMBER             | NUMBER     |
| FISHERMEN:               |                |        |                 |                  |          |           |                    |            |
| ON VESSELS . . . . .     | -              | -      | -               | -                | -        | -         | 335                | -          |
| ON BOATS AND SHORE:      |                |        |                 |                  |          |           |                    |            |
| REGULAR . . . . .        | 41             | 323    | 4               | 26               | 18       | -         | 138                | -          |
| CASUAL . . . . .         | 8              | 163    | -               | 124              | 26       | 45        | -                  | 12         |
| TOTAL . . . . .          | 49             | 486    | 4               | 150              | 44       | 45        | 473                | 12         |
| VESSELS, MOTOR . . . . . | -              | -      | -               | -                | -        | -         | 55                 | -          |
| NET TONNAGE . . . . .    | -              | -      | -               | -                | -        | -         | 1,817              | -          |
| BOATS:                   |                |        |                 |                  |          |           |                    |            |
| MOTOR . . . . .          | 22             | 201    | 2               | -                | -        | -         | 46                 | -          |
| OTHER . . . . .          | 7              | 199    | 2               | 11               | -        | -         | -                  | -          |
| APPARATUS:               |                |        |                 |                  |          |           |                    |            |
| NUMBER . . . . .         | 24             | 217    | 15              | 150              | 40       | 45        | 101                | 7          |
| YARDS AT MOUTH . . . . . | -              | -      | -               | -                | -        | -         | 2,686              | -          |

| ITEM                      | POTS, LOBSTER | HARPOONS | DREDGES, SCALLOP | RAKES, OTHER THAN FOR OYSTERS | HOES   | BY HAND, OTHER THAN FOR OYSTERS | TOTAL, EXCLUSIVE OF DUPLICATION |
|---------------------------|---------------|----------|------------------|-------------------------------|--------|---------------------------------|---------------------------------|
|                           | NUMBER        | NUMBER   | NUMBER           | NUMBER                        | NUMBER | NUMBER                          | NUMBER                          |
| FISHERMEN:                |               |          |                  |                               |        |                                 |                                 |
| ON VESSELS . . . . .      | 51            | 3        | 16               | -                             | -      | -                               | 477                             |
| ON BOATS AND SHORE:       |               |          |                  |                               |        |                                 |                                 |
| REGULAR . . . . .         | 4,339         | 60       | 77               | 67                            | 816    | 9                               | 5,614                           |
| CASUAL . . . . .          | 1,012         | 82       | 7                | 75                            | 1,052  | 26                              | 3,199                           |
| TOTAL . . . . .           | 5,402         | 145      | 100              | 142                           | 1,868  | 35                              | 9,290                           |
| VESSELS, MOTOR . . . . .  | 46            | 3        | 3                | -                             | -      | -                               | 111                             |
| NET TONNAGE . . . . .     | 320           | 21       | 38               | -                             | -      | -                               | 2,307                           |
| BOATS:                    |               |          |                  |                               |        |                                 |                                 |
| MOTOR . . . . .           | 4,716         | 86       | 54               | 37                            | 260    | 5                               | 5,200                           |
| OTHER . . . . .           | 555           | 1        | -                | 52                            | 687    | 13                              | 1,770                           |
| ACCESSORY BOATS . . . . . | -             | 3        | -                | -                             | -      | -                               | 18                              |
| APPARATUS:                |               |          |                  |                               |        |                                 |                                 |
| NUMBER . . . . .          | 461,675       | 89       | 57               | 142                           | 1,868  | -                               | -                               |
| YARDS AT MOUTH . . . . .  | -             | -        | 59               | -                             | -      | -                               | -                               |



LOBSTER FISHING

## NEW ENGLAND FISHERIES

## MAINE: CATCH BY GEAR, 1949

| SPECIES                          | PURSE SEINES |           | HAUL SEINES |         | STOP SEINES |           | GILL NETS |         |
|----------------------------------|--------------|-----------|-------------|---------|-------------|-----------|-----------|---------|
|                                  | POUNDS       | VALUE     | POUNDS      | VALUE   | POUNDS      | VALUE     | POUNDS    | VALUE   |
| ALEWIVES . . . . .               | -            | -         | -           | -       | 14,700      | \$194     | -         | -       |
| BUTTERFISH . . . . .             | -            | -         | -           | -       | -           | -         | 200       | \$10    |
| COD . . . . .                    | -            | -         | -           | -       | -           | -         | 1,598,800 | 124,716 |
| CUSK . . . . .                   | -            | -         | -           | -       | -           | -         | 29,500    | 897     |
| FLOUNDERS:                       |              |           |             |         |             |           |           |         |
| BLACKBACK . . . . .              | -            | -         | -           | -       | -           | -         | 600       | 35      |
| DAB . . . . .                    | -            | -         | -           | -       | -           | -         | 200       | 5       |
| HADDOCK . . . . .                | -            | -         | -           | -       | -           | -         | 186,400   | 16,077  |
| HAKE:                            |              |           |             |         |             |           |           |         |
| RED . . . . .                    | -            | -         | -           | -       | -           | -         | 154,200   | 8,693   |
| WHITE . . . . .                  | -            | -         | -           | -       | -           | -         | 1,466,800 | 56,167  |
| HALIBUT . . . . .                | -            | -         | -           | -       | -           | -         | 1,000     | 238     |
| HERRING, SEA . . . . .           | 19,235,000   | \$309,700 | -           | -       | 65,515,500  | 1,037,798 | -         | -       |
| MACKEREL . . . . .               | 2,051,700    | 96,284    | -           | -       | 61,900      | 3,097     | 352,200   | 25,055  |
| MEMHADEN . . . . .               | 5,019,000    | 44,942    | -           | -       | -           | -         | -         | -       |
| OCEAN PERCH (ROSEFISH) . . . . . | -            | -         | -           | -       | -           | -         | 100       | 2       |
| POLLOCK . . . . .                | 155,700      | 1,786     | -           | -       | -           | -         | 3,162,900 | 89,947  |
| SHAD . . . . .                   | -            | -         | -           | -       | -           | -         | 4,500     | 193     |
| SHARKS . . . . .                 | 200          | 7         | -           | -       | -           | -         | 59,400    | 6,171   |
| SMELT . . . . .                  | -            | -         | 7,100       | \$1,336 | -           | -         | 16,500    | 3,958   |
| STURGEON . . . . .               | -            | -         | -           | -       | -           | -         | 500       | 69      |
| TUNA, BLUEFIN . . . . .          | 1,000        | 101       | -           | -       | -           | -         | 700       | 102     |
| WHITING . . . . .                | -            | -         | -           | -       | -           | -         | 23,500    | 240     |
| WOLFFISH . . . . .               | -            | -         | -           | -       | -           | -         | 100       | 4       |
| UNCLASSIFIED, FOR FOOD . . . . . | -            | -         | -           | -       | -           | -         | 16,800    | 318     |
| SHELL . . . . .                  | -            | -         | -           | -       | -           | -         | 200       | 3       |
| SQUID . . . . .                  | 500          | 10        | -           | -       | -           | -         | 7,500     | 153     |
| TOTAL . . . . .                  | 26,463,100   | 452,830   | 7,100       | 1,336   | 65,592,100  | 1,041,089 | 7,082,600 | 332,953 |

| SPECIES                          | LINES     |          |                          |          |                |        |            |           |
|----------------------------------|-----------|----------|--------------------------|----------|----------------|--------|------------|-----------|
|                                  | HAND      |          | TRAWL OR TROT WITH HOOKS |          | FLOATING TRAPS |        | WEIRS      |           |
|                                  | POUNDS    | VALUE    | POUNDS                   | VALUE    | POUNDS         | VALUE  | POUNDS     | VALUE     |
| ALEWIVES . . . . .               | -         | -        | -                        | -        | -              | -      | 735,000    | \$6,350   |
| COD . . . . .                    | 759,100   | \$25,653 | 1,392,600                | \$61,507 | -              | -      | -          | -         |
| CUSK . . . . .                   | 12,300    | 321      | 659,600                  | 31,033   | -              | -      | -          | -         |
| FLOUNDERS:                       |           |          |                          |          |                |        |            |           |
| GRAY SOLE . . . . .              | -         | -        | 800                      | 29       | 200            | \$9    | -          | -         |
| BLACKBACK . . . . .              | -         | -        | 100                      | 5        | -              | -      | -          | -         |
| DAB . . . . .                    | -         | -        | 8,000                    | 168      | -              | -      | -          | -         |
| GRAYFISH . . . . .               | -         | -        | 567,000                  | 4,610    | -              | -      | 18,000     | 180       |
| HADDOCK . . . . .                | 40,000    | 2,322    | 484,100                  | 33,803   | -              | -      | -          | -         |
| HAKE:                            |           |          |                          |          |                |        |            |           |
| RED . . . . .                    | -         | -        | 11,500                   | 439      | -              | -      | -          | -         |
| WHITE . . . . .                  | 101,800   | 2,466    | 2,702,300                | 97,428   | 100            | 7      | -          | -         |
| HALIBUT . . . . .                | 8,700     | 2,094    | 15,800                   | 4,018    | -              | -      | -          | -         |
| HERRING, SEA . . . . .           | -         | -        | -                        | -        | 134,700        | 2,156  | 65,008,800 | 1,058,729 |
| MACKEREL . . . . .               | 6,900     | 517      | -                        | -        | 334,500        | 16,427 | 544,700    | 16,189    |
| MEMHADEN . . . . .               | -         | -        | -                        | -        | 6,500          | 65     | 1,600      | 33        |
| OCEAN PERCH (ROSEFISH) . . . . . | -         | -        | 400                      | 11       | -              | -      | -          | -         |
| POLLOCK . . . . .                | 142,500   | 4,052    | 138,000                  | 3,508    | 4,600          | 42     | 23,500     | 235       |
| SALMON . . . . .                 | -         | -        | -                        | -        | 1,000          | 507    | -          | -         |
| SHARKS . . . . .                 | 600       | 67       | 7,400                    | 428      | -              | -      | 200        | 8         |
| SMELT . . . . .                  | 44,100    | 12,538   | -                        | -        | -              | -      | 8,400      | 1,667     |
| TUNA, BLUEFIN . . . . .          | 13,600    | 1,142    | -                        | -        | -              | -      | -          | -         |
| WHITING . . . . .                | -         | -        | 1,200                    | 20       | -              | -      | -          | -         |
| WOLFFISH . . . . .               | 2,000     | 49       | 11,000                   | 261      | -              | -      | -          | -         |
| UNCLASSIFIED, FOR FOOD . . . . . | -         | -        | 341,000                  | 3,156    | -              | -      | -          | -         |
| SQUID . . . . .                  | -         | -        | -                        | -        | 3,000          | 37     | 9,100      | 195       |
| TOTAL . . . . .                  | 1,131,600 | 51,221   | 6,340,800                | 240,424  | 484,600        | 19,250 | 66,349,500 | 1,083,586 |

| SPECIES                | FYKE NETS |       | DIP NETS  |          | BAG NETS |          | LIFT NETS |         |
|------------------------|-----------|-------|-----------|----------|----------|----------|-----------|---------|
|                        | POUNDS    | VALUE | POUNDS    | VALUE    | POUNDS   | VALUE    | POUNDS    | VALUE   |
| ALEWIVES . . . . .     | -         | -     | 2,531,000 | \$24,613 | -        | -        | -         | -       |
| EELS, COMMON . . . . . | 2,200     | \$550 | -         | -        | -        | -        | -         | -       |
| POLLOCK . . . . .      | -         | -     | -         | -        | -        | -        | 422,300   | \$4,636 |
| SMELT . . . . .        | -         | -     | 20,900    | 3,131    | 63,600   | \$17,473 | -         | -       |
| SUCKERS . . . . .      | 9,300     | 651   | -         | -        | -        | -        | -         | -       |
| SEA URCHINS . . . . .  | -         | -     | 79,500    | 2,291    | -        | -        | -         | -       |
| TOTAL . . . . .        | 11,500    | 1,201 | 2,631,400 | 30,035   | 63,600   | 17,473   | 422,300   | 4,636   |

(CONTINUED ON NEXT PAGE)

NEW ENGLAND FISHERIES

MAINE: CATCH BY GEAR, 1949 - Continued

| SPECIES                 | OTTER TRAWLS |           | TRAPS, BOX |         | POTS       |           | HARPOONS |        |
|-------------------------|--------------|-----------|------------|---------|------------|-----------|----------|--------|
|                         | POUNDS       | VALUE     | POUNDS     | VALUE   | POUNDS     | VALUE     | POUNDS   | VALUE  |
| COD . . . . .           | 2,324,900    | \$104,042 | -          | -       | -          | -         | -        | -      |
| CUSK . . . . .          | 657,200      | 18,645    | -          | -       | -          | -         | -        | -      |
| EELS, COMMON . . . . .  | -            | -         | 39,600     | \$8,122 | -          | -         | -        | -      |
| FLOUNDERS:              |              |           |            |         |            |           |          |        |
| GRAY SOLE . . . . .     | 760,000      | 34,810    | -          | -       | -          | -         | -        | -      |
| LEMON SOLE . . . . .    | 1,100        | 73        | -          | -       | -          | -         | -        | -      |
| YELLOWTAIL . . . . .    | 119,800      | 8,743     | -          | -       | -          | -         | -        | -      |
| BLACKBACK . . . . .     | 832,100      | 39,734    | -          | -       | -          | -         | -        | -      |
| DAB . . . . .           | 577,500      | 15,604    | -          | -       | -          | -         | -        | -      |
| GRAY FISH . . . . .     | 2,000        | 12        | -          | -       | -          | -         | -        | -      |
| HADDOCK . . . . .       | 6,474,300    | 416,563   | -          | -       | -          | -         | -        | -      |
| HAKE:                   |              |           |            |         |            |           |          |        |
| RED . . . . .           | 20,500       | 630       | -          | -       | -          | -         | -        | -      |
| WHITE . . . . .         | 1,441,800    | 34,542    | -          | -       | -          | -         | -        | -      |
| HALIBUT . . . . .       | 25,900       | 5,935     | -          | -       | -          | -         | -        | -      |
| OCEAN PERCH (ROSEFISH)  | 55,502,100   | 2,014,058 | -          | -       | -          | -         | -        | -      |
| POLLOCK . . . . .       | 2,337,200    | 59,238    | -          | -       | -          | -         | -        | -      |
| SHAD . . . . .          | 400          | 13        | -          | -       | -          | -         | -        | -      |
| SHARKS . . . . .        | 3,500        | 482       | -          | -       | -          | -         | 100      | \$10   |
| TUNA, BLUEFIN . . . . . | 100          | 6         | -          | -       | -          | -         | 144,200  | 13,783 |
| WHITING . . . . .       | 12,555,500   | 146,931   | -          | -       | -          | -         | -        | -      |
| WOLFFISH . . . . .      | 177,700      | 3,981     | -          | -       | -          | -         | -        | -      |
| UNCLASSIFIED, FOR FOOD  | 2,023,800    | 15,883    | -          | -       | -          | -         | -        | -      |
| CRABS, ROCK . . . . .   | -            | -         | -          | -       | 734,400    | \$20,217  | -        | -      |
| LOBSTERS, NORTHERN      | 2,700        | 1,075     | -          | -       | 19,270,000 | 6,695,886 | -        | -      |
| SHRIMP . . . . .        | 9,700        | 1,803     | -          | -       | -          | -         | -        | -      |
| TOTAL . . . . .         | 85,849,700   | 2,922,803 | 39,600     | 8,122   | 20,004,400 | 6,716,103 | 144,300  | 13,793 |

| SPECIES                 | DREDGES |           | RAKES     |          | HOES       |             | BY HAND |         |
|-------------------------|---------|-----------|-----------|----------|------------|-------------|---------|---------|
|                         | POUNDS  | VALUE     | POUNDS    | VALUE    | POUNDS     | VALUE       | POUNDS  | VALUE   |
| CLAMS:                  |         |           |           |          |            |             |         |         |
| SOFT, PUBLIC . . . . .  | -       | -         | -         | -        | 8,622,900  | \$1,419,691 | -       | -       |
| HARD, PUBLIC . . . . .  | -       | -         | -         | -        | 589,800    | 98,483      | -       | -       |
| MUSSELS, SEA . . . . .  | -       | -         | -         | -        | 386,300    | 15,345      | -       | -       |
| PERIWINKLES AND COCKLES | -       | -         | -         | -        | -          | -           | 10,300  | \$3,186 |
| SCALLOPS, SEA . . . . . | 509,000 | \$179,845 | -         | -        | -          | -           | -       | -       |
| IRISH MOSS . . . . .    | -       | -         | 1,125,000 | \$18,704 | -          | -           | -       | -       |
| BLOODWORMS . . . . .    | -       | -         | -         | -        | 401,800    | 297,021     | -       | -       |
| SANDWORMS . . . . .     | -       | -         | -         | -        | 33,900     | 18,910      | -       | -       |
| TOTAL . . . . .         | 509,000 | 179,845   | 1,125,000 | 18,704   | 10,034,700 | 1,849,450   | 10,300  | 3,186   |

NEW HAMPSHIRE

OPERATING UNITS BY GEAR, 1949

| ITEM                          | LINES  |                          | DIP NETS, COMMON | POTS, LOBSTER | HOES | TOTAL, EXCLUSIVE OF DUPLICATION |
|-------------------------------|--------|--------------------------|------------------|---------------|------|---------------------------------|
|                               | HAND   | TRAWL OR TROT WITH HOOKS |                  |               |      |                                 |
|                               | NUMBER | NUMBER                   |                  |               |      |                                 |
| FISHERMEN ON BOATS AND SHORE: |        |                          |                  |               |      |                                 |
| REGULAR . . . . .             | 1      | 2                        | -                | 131           | 3    | 134                             |
| CASUAL . . . . .              | 9      | -                        | 8                | 63            | 32   | 112                             |
| TOTAL . . . . .               | 10     | 2                        | 8                | 194           | 35   | 246                             |
| BOATS:                        |        |                          |                  |               |      |                                 |
| MOTOR . . . . .               | 1      | 2                        | -                | 101           | -    | 101                             |
| OTHER . . . . .               | -      | -                        | -                | 63            | 4    | 67                              |
| APPARATUS:                    |        |                          |                  |               |      |                                 |
| NUMBER . . . . .              | 37     | 16                       | 8                | 11,750        | 35   | -                               |
| HOOKS . . . . .               | 74     | 1,200                    | -                | -             | -    | -                               |

## NEW HAMPSHIRE: CATCH BY GEAR, 1949

| SPECIES                       | LINES  |       |                          |       | DIP NETS |       | POTS    |           | HOES   |         |
|-------------------------------|--------|-------|--------------------------|-------|----------|-------|---------|-----------|--------|---------|
|                               | HAND   |       | TRAWL OR TROT WITH HOOKS |       |          |       |         |           |        |         |
|                               | POUNDS | VALUE | POUNDS                   | VALUE | POUNDS   | VALUE | POUNDS  | VALUE     | POUNDS | VALUE   |
| ALEWIVES . . . . .            | -      | -     | -                        | -     | 4,500    | \$45  | -       | -         | -      | -       |
| COD . . . . .                 | 1,600  | \$112 | 1,100                    | \$672 | -        | -     | -       | -         | -      | -       |
| CUSK . . . . .                | -      | -     | 400                      | 22    | -        | -     | -       | -         | -      | -       |
| HADDOCK . . . . .             | 100    | 12    | 1,300                    | 130   | -        | -     | -       | -         | -      | -       |
| HAKE, WHITE . . . . .         | 1,000  | 43    | 10,500                   | 430   | -        | -     | -       | -         | -      | -       |
| POLLACK . . . . .             | -      | -     | 300                      | 10    | -        | -     | -       | -         | -      | -       |
| SHELT . . . . .               | 500    | 110   | -                        | -     | -        | -     | -       | -         | -      | -       |
| WOLFFISH . . . . .            | -      | -     | 100                      | 2     | -        | -     | -       | -         | -      | -       |
| LOBSTERS, NORTHERN . . . . .  | -      | -     | -                        | -     | -        | -     | 415,900 | \$166,360 | -      | -       |
| CLAMS, SOFT, PUBLIC . . . . . | -      | -     | -                        | -     | -        | -     | -       | -         | 6,000  | \$1,890 |
| BLOODWORMS . . . . .          | -      | -     | -                        | -     | -        | -     | -       | -         | 100    | 61      |
| TOTAL . . . . .               | 3,200  | 277   | 13,700                   | 1,266 | 4,500    | 45    | 415,900 | 166,360   | 6,100  | 1,951   |

## MASSACHUSETTS

## OPERATING UNITS BY GEAR, 1949

| ITEM                      | PURSE SEINES |                | HAUL SEINES, COMMON | GILL NETS        |                    | LINES  |                          |
|---------------------------|--------------|----------------|---------------------|------------------|--------------------|--------|--------------------------|
|                           | MACKEREL     | OTHER          |                     | ANCHOR           | DRIFT              | HAND   | TRAWL OR TROT WITH HOOKS |
|                           | NUMBER       | NUMBER         |                     | NUMBER           | NUMBER             | NUMBER | NUMBER                   |
| FISHERMEN:                |              |                |                     |                  |                    |        |                          |
| ON VESSELS . . . . .      | 401          | -              | -                   | 42               | 18                 | 17     | 122                      |
| ON BOATS AND SHORE:       |              |                |                     |                  |                    |        |                          |
| REGULAR . . . . .         | 15           | 4              | 5                   | 10               | 50                 | 157    | 227                      |
| CASUAL . . . . .          | 5            | -              | 11                  | 12               | 31                 | 453    | 81                       |
| TOTAL . . . . .           | 421          | 4              | 16                  | 64               | 99                 | 627    | 430                      |
| VESSELS, MOTOR . . . . .  | 31           | -              | -                   | 7                | 3                  | 4      | 14                       |
| NET TONNAGE . . . . .     | 1,134        | -              | -                   | 102              | 37                 | 38     | 239                      |
| BOATS:                    |              |                |                     |                  |                    |        |                          |
| MOTOR . . . . .           | 4            | -              | -                   | 11               | 35                 | 261    | 114                      |
| OTHER . . . . .           | 7            | -              | 6                   | -                | -                  | 60     | -                        |
| ACCESSORY BOATS . . . . . | 62           | -              | -                   | -                | -                  | -      | 12                       |
| APPARATUS:                |              |                |                     |                  |                    |        |                          |
| NUMBER . . . . .          | 35           | 1              | 5                   | 318              | 545                | 757    | 11,435                   |
| LENGTH, YARDS . . . . .   | 17,120       | 39             | 285                 | -                | -                  | -      | -                        |
| SQUARE YARDS . . . . .    | -            | -              | -                   | 162,133          | 259,667            | -      | -                        |
| HOOKS . . . . .           | -            | -              | -                   | -                | -                  | 895    | 635,450                  |
| ITEM                      | POUND NETS   | FLOATING TRAPS | FYKE NETS, FISH     | DIP NETS, COMMON | OTTER TRAWLS, FISH | POTS   |                          |
|                           | NUMBER       | NUMBER         | NUMBER              | NUMBER           | NUMBER             | CRAB   | EEL                      |
| FISHERMEN:                |              |                |                     |                  |                    |        |                          |
| ON VESSELS . . . . .      | 3            | -              | -                   | -                | 4,085              | -      | -                        |
| ON BOATS AND SHORE:       |              |                |                     |                  |                    |        |                          |
| REGULAR . . . . .         | 115          | 41             | -                   | 56               | 72                 | 16     | 5                        |
| CASUAL . . . . .          | 9            | 11             | 2                   | 232              | 4                  | 7      | -                        |
| TOTAL . . . . .           | 127          | 52             | 2                   | 288              | 4,161              | 23     | 5                        |
| VESSELS, MOTOR . . . . .  | 1            | -              | -                   | -                | 538                | -      | -                        |
| NET TONNAGE . . . . .     | 5            | -              | -                   | -                | 23,041             | -      | -                        |
| BOATS:                    |              |                |                     |                  |                    |        |                          |
| MOTOR . . . . .           | 33           | 18             | -                   | 12               | 35                 | 12     | 5                        |
| OTHER . . . . .           | 42           | 25             | 1                   | 242              | -                  | 4      | -                        |
| ACCESSORY BOATS . . . . . | 2            | -              | -                   | -                | -                  | -      | -                        |
| APPARATUS:                |              |                |                     |                  |                    |        |                          |
| NUMBER . . . . .          | 81           | 46             | 1                   | 246              | 573                | 1,332  | 125                      |
| YARDS AT MOUTH . . . . .  | -            | -              | -                   | -                | 15,574             | -      | -                        |

(CONTINUED ON NEXT PAGE)

MASSACHUSETTS: OPERATING UNITS BY GEAR, 1949 - Continued

| ITEM                      | POTS - CONT'D | HARPOONS | SPEARS | DREDGES |                   |         | TONGS  |
|---------------------------|---------------|----------|--------|---------|-------------------|---------|--------|
|                           | LOBSTER       |          |        | CLAM    | OYSTER,<br>COMMON | SCALLOP | OYSTER |
|                           | NUMBER        | NUMBER   | NUMBER | NUMBER  | NUMBER            | NUMBER  | NUMBER |
| FISHERMEN:                |               |          |        |         |                   |         |        |
| ON VESSELS . . . . .      | -             | 340      | -      | -       | -                 | 897     | -      |
| ON BOATS AND SHORE:       |               |          |        |         |                   |         |        |
| REGULAR . . . . .         | 397           | 46       | 17     | 26      | 29                | 392     | 37     |
| CASUAL . . . . .          | 1,240         | 7        | -      | 22      | -                 | 2,238   | -      |
| TOTAL . . . . .           | 1,637         | 393      | 17     | 48      | 29                | 3,527   | 37     |
| VESSELS, MOTOR . . . . .  | -             | 53       | -      | -       | -                 | 110     | -      |
| NET TONNAGE . . . . .     | -             | 1,357    | -      | -       | -                 | 3,225   | -      |
| BOATS:                    |               |          |        |         |                   |         |        |
| MOTOR . . . . .           | 1,042         | 26       | -      | 24      | 14                | 1,172   | -      |
| OTHER . . . . .           | 509           | 22       | -      | -       | -                 | 323     | 37     |
| ACCESSORY BOATS . . . . . | -             | 110      | -      | -       | -                 | -       | -      |
| APPARATUS:                |               |          |        |         |                   |         |        |
| NUMBER . . . . .          | 98,309        | 79       | 17     | 24      | 15                | 4,342   | 37     |
| YARDS AT MOUTH . . . . .  | -             | -        | -      | 22      | 14                | 4,168   | -      |

| ITEM                      | TONGS - CONT'D | RAKES,<br>OTHER THAN<br>FOR OYSTERS | FORKS  | HOES   | BY HAND,<br>OTHER THAN<br>FOR OYSTERS | TOTAL,<br>EXCLUSIVE OF<br>DUPLICATION |
|---------------------------|----------------|-------------------------------------|--------|--------|---------------------------------------|---------------------------------------|
|                           | OTHER          |                                     |        |        |                                       | NUMBER                                |
|                           | NUMBER         | NUMBER                              | NUMBER | NUMBER | NUMBER                                | NUMBER                                |
| FISHERMEN:                |                |                                     |        |        |                                       |                                       |
| ON VESSELS . . . . .      | -              | -                                   | -      | -      | -                                     | 5,155                                 |
| ON BOATS AND SHORE:       |                |                                     |        |        |                                       |                                       |
| REGULAR . . . . .         | 153            | 368                                 | 32     | 253    | 87                                    | 1,707                                 |
| CASUAL . . . . .          | 204            | 915                                 | 87     | 407    | 184                                   | 5,294                                 |
| TOTAL . . . . .           | 357            | 1,283                               | 119    | 660    | 271                                   | 12,156                                |
| VESSELS, MOTOR . . . . .  | -              | -                                   | -      | -      | -                                     | 639                                   |
| NET TONNAGE . . . . .     | -              | -                                   | -      | -      | -                                     | 26,032                                |
| BOATS:                    |                |                                     |        |        |                                       |                                       |
| MOTOR . . . . .           | -              | 1                                   | -      | -      | -                                     | 2,655                                 |
| OTHER . . . . .           | 357            | 848                                 | 12     | 19     | -                                     | 2,040                                 |
| ACCESSORY BOATS . . . . . | -              | -                                   | -      | -      | -                                     | 186                                   |
| APPARATUS:                |                |                                     |        |        |                                       |                                       |
| NUMBER . . . . .          | 357            | 1,278                               | 119    | 641    | -                                     | -                                     |

MASSACHUSETTS: CATCH BY GEAR, 1949

| SPECIES                          | PURSE SEINES |         | HAUL SEINES |         | GILL NETS |          |         |        |
|----------------------------------|--------------|---------|-------------|---------|-----------|----------|---------|--------|
|                                  | POUNDS       | VALUE   | POUNDS      | VALUE   | ANCHOR    |          | DRIFT   |        |
|                                  |              |         |             |         | POUNDS    | VALUE    | POUNDS  | VALUE  |
| ALEWIVES . . . . .               | 252,900      | \$3,712 | 246,200     | \$4,158 | -         | -        | -       | -      |
| BUTTERFISH . . . . .             | 1,200        | 86      | -           | -       | -         | -        | -       | -      |
| COD . . . . .                    | 200          | 12      | -           | -       | 1,276,600 | \$89,502 | -       | -      |
| CUSK . . . . .                   | -            | -       | -           | -       | 7,000     | 243      | -       | -      |
| FLOUNDERS:                       |              |         |             |         |           |          |         |        |
| YELLOWTAIL . . . . .             | -            | -       | -           | -       | 200       | 15       | -       | -      |
| BLACKBACK . . . . .              | -            | -       | -           | -       | 1,900     | 127      | -       | -      |
| DAB . . . . .                    | -            | -       | -           | -       | 800       | 36       | -       | -      |
| HADDOCK . . . . .                | -            | -       | -           | -       | 157,500   | 13,557   | -       | -      |
| HAKE, WHITE . . . . .            | -            | -       | -           | -       | 741,000   | 30,500   | -       | -      |
| HALIBUT . . . . .                | -            | -       | -           | -       | 100       | 25       | -       | -      |
| HERRING, SEA . . . . .           | 364,200      | 4,651   | -           | -       | -         | -        | 8,900   | \$267  |
| LAUNCE . . . . .                 | -            | -       | 13,600      | 589     | -         | -        | -       | -      |
| MACKEREL . . . . .               | 6,165,800    | 338,382 | -           | -       | 100       | 29       | 303,200 | 26,256 |
| MENHADEN . . . . .               | 6,961,800    | 83,424  | -           | -       | -         | -        | -       | -      |
| POLLOCK . . . . .                | 100          | 3       | -           | -       | 2,820,400 | 64,813   | -       | -      |
| SHAD . . . . .                   | -            | -       | -           | -       | 3,300     | 162      | 1,500   | 13     |
| SHARKS . . . . .                 | 300          | 10      | -           | -       | 20,500    | 734      | 1,900   | 70     |
| STURGEON . . . . .               | -            | -       | -           | -       | 200       | 34       | -       | -      |
| TUNA, BLUEFIN . . . . .          | 200          | 8       | -           | -       | 400       | 22       | -       | -      |
| WHITING . . . . .                | -            | -       | -           | -       | 900       | 24       | 113,000 | 1,833  |
| UNCLASSIFIED, FOR FOOD . . . . . | -            | -       | -           | -       | 100       | 8        | -       | -      |
| TOTAL . . . . .                  | 13,746,700   | 430,288 | 259,800     | 4,747   | 5,031,000 | 199,831  | 428,500 | 28,439 |

(CONTINUED ON NEXT PAGE)

## NEW ENGLAND FISHERIES

## MASSACHUSETTS: CATCH BY GEAR, 1949 - Continued

| SPECIES                           | LINES     |         |                          |         | POUND NETS |         | FLOATING TRAPS |        |
|-----------------------------------|-----------|---------|--------------------------|---------|------------|---------|----------------|--------|
|                                   | HAND      |         | TRAWL OR TROT WITH HOOKS |         | POUNDS     | VALUE   | POUNDS         | VALUE  |
|                                   | POUNDS    | VALUE   | POUNDS                   | VALUE   |            |         |                |        |
| ALWIVES . . . . .                 | -         | -       | -                        | -       | 1,200      | \$16    | -              | -      |
| AMBERJACK . . . . .               | -         | -       | -                        | -       | 100        | 9       | -              | -      |
| ANGLERFISH . . . . .              | -         | -       | 200                      | \$5     | -          | -       | -              | -      |
| BLUEFISH . . . . .                | 25,000    | \$5,000 | -                        | -       | 200        | 41      | 200            | \$9    |
| BUTTERFISH . . . . .              | -         | -       | 1,300                    | 211     | 90,900     | 13,682  | 91,500         | 2,412  |
| COD . . . . .                     | 379,400   | 22,727  | 6,503,900                | 408,872 | 13,700     | 511     | 8,000          | 396    |
| CREVALLE . . . . .                | -         | -       | -                        | -       | 900        | 27      | -              | -      |
| CUSK . . . . .                    | 2,400     | 57      | 1,004,800                | 33,818  | -          | -       | -              | -      |
| EELS, COMMON . . . . .            | -         | -       | 400                      | 11      | -          | -       | -              | -      |
| FLOUNDER:                         | -         | -       | -                        | -       | -          | -       | -              | -      |
| GRAY SOLE . . . . .               | -         | -       | 1,000                    | 133     | -          | -       | -              | -      |
| LEMON SOLE . . . . .              | 400       | 19      | 105,200                  | 11,337  | -          | -       | -              | -      |
| YELLOWTAIL . . . . .              | -         | -       | 93,800                   | 7,778   | -          | -       | -              | -      |
| BLACKBACK . . . . .               | 5,600     | 231     | 46,900                   | 3,610   | 2,800      | 230     | -              | -      |
| DAB . . . . .                     | 200       | 7       | 4,200                    | 299     | -          | -       | -              | -      |
| FLUKE . . . . .                   | -         | -       | -                        | -       | 4,400      | 661     | -              | -      |
| FRIGATE MACKEREL . . . . .        | -         | -       | -                        | -       | 1,300      | 55      | -              | -      |
| GRAYFISH . . . . .                | -         | -       | -                        | -       | 32,900     | 763     | -              | -      |
| HADDOCK . . . . .                 | 28,500    | 1,720   | 4,623,700                | 354,120 | -          | -       | -              | -      |
| HAKE:                             | -         | -       | -                        | -       | -          | -       | -              | -      |
| RED . . . . .                     | -         | -       | 1,200                    | 79      | -          | -       | -              | -      |
| WHITE . . . . .                   | 1,100     | 31      | 2,151,200                | 102,874 | 3,500      | 84      | -              | -      |
| HALIBUT . . . . .                 | 500       | 114     | 101,900                  | 32,536  | -          | -       | -              | -      |
| HERRING, SEA . . . . .            | -         | -       | -                        | -       | 1,364,000  | 31,172  | 42,800         | 523    |
| MACKEREL . . . . .                | -         | -       | -                        | -       | 5,674,400  | 580,957 | 1,540,800      | 80,756 |
| MENHADEN . . . . .                | -         | -       | -                        | -       | 458,400    | 4,977   | 34,100         | 324    |
| OCEAN PERCH (ROSEFISH) . . . . .  | -         | -       | 6,500                    | 487     | -          | -       | -              | -      |
| POLLOCK . . . . .                 | 118,700   | 3,263   | 450,000                  | 14,965  | 39,900     | 927     | 92,000         | 864    |
| SALMON . . . . .                  | -         | -       | -                        | -       | -          | -       | 300            | 116    |
| SCUP OR PORGY . . . . .           | 8,700     | 278     | -                        | -       | 28,600     | 1,060   | -              | -      |
| SEA BASS . . . . .                | 1,100     | 99      | -                        | -       | 2,500      | 248     | -              | -      |
| SEA TROUT OR WEAKFISH:            | -         | -       | -                        | -       | -          | -       | -              | -      |
| GRAY . . . . .                    | -         | -       | -                        | -       | 600        | 59      | -              | -      |
| SHAD . . . . .                    | -         | -       | 200                      | 12      | 6,000      | 574     | -              | -      |
| SHARKS . . . . .                  | 2,000     | 80      | 118,500                  | 810     | 5,500      | 440     | -              | -      |
| SKATES . . . . .                  | -         | -       | 21,100                   | 536     | -          | -       | -              | -      |
| STRIPED BASS . . . . .            | 56,200    | 8,782   | -                        | -       | 15,400     | 2,261   | 200            | 28     |
| STURGEON . . . . .                | -         | -       | -                        | -       | 400        | 43      | -              | -      |
| TAUTOG . . . . .                  | 37,400    | 2,163   | -                        | -       | 2,800      | 203     | -              | -      |
| TILEFISH . . . . .                | -         | -       | 2,000                    | 207     | -          | -       | -              | -      |
| TUNA, BLUEFIN . . . . .           | 1,393,000 | 85,913  | -                        | -       | 1,037,700  | 87,053  | 7,000          | 503    |
| WHITING . . . . .                 | -         | -       | 10,800                   | 36      | 356,500    | 7,019   | 133,000        | 2,446  |
| WOLFFISH . . . . .                | 200       | 10      | 204,600                  | 14,265  | -          | -       | -              | -      |
| UNCLASSIFIED:                     | -         | -       | -                        | -       | -          | -       | -              | -      |
| FOR FOOD . . . . .                | -         | -       | 5,300                    | 216     | 78,200     | 1,210   | 100            | 8      |
| OTHER . . . . .                   | -         | -       | -                        | -       | 90,100     | 715     | 57,500         | 535    |
| PERIWINKLES AND COCKLES . . . . . | -         | -       | 200                      | 9       | -          | -       | -              | -      |
| SQUID . . . . .                   | -         | -       | -                        | -       | 2,009,100  | 43,509  | 322,900        | 5,712  |
| TOTAL . . . . .                   | 2,060,400 | 130,494 | 15,458,900               | 987,226 | 11,322,000 | 778,506 | 2,330,400      | 94,632 |

| SPECIES                | FYKE NETS |       | DIP NETS  |          | OTTER TRAWLS |           | POTS   |         |
|------------------------|-----------|-------|-----------|----------|--------------|-----------|--------|---------|
|                        | POUNDS    | VALUE | POUNDS    | VALUE    | POUNDS       | VALUE     | POUNDS | VALUE   |
| ALWIVES . . . . .      | 1,400     | \$51  | -         | -        | -            | -         | -      | -       |
| ANGLERFISH . . . . .   | -         | -     | -         | -        | 1,300        | \$49      | -      | -       |
| BUTTERFISH . . . . .   | -         | -     | -         | -        | 535,700      | 41,676    | -      | -       |
| COD . . . . .          | -         | -     | -         | -        | 42,230,700   | 2,399,548 | -      | -       |
| CREVALLE . . . . .     | -         | -     | -         | -        | 200          | 4         | -      | -       |
| CUNNER . . . . .       | -         | -     | -         | -        | 200          | 7         | -      | -       |
| CUSK . . . . .         | -         | -     | -         | -        | 1,247,000    | 47,788    | -      | -       |
| EELS:                  | -         | -     | -         | -        | -            | -         | -      | -       |
| COMMON . . . . .       | 700       | 57    | -         | -        | -            | -         | 29,000 | \$4,550 |
| CONIGER . . . . .      | -         | -     | -         | -        | 5,300        | 207       | -      | -       |
| FLOUNDER:              | -         | -     | -         | -        | -            | -         | -      | -       |
| GRAY SOLE . . . . .    | -         | -     | -         | -        | 7,379,300    | 508,871   | -      | -       |
| LEMON SOLE . . . . .   | -         | -     | -         | -        | 4,517,000    | 649,882   | -      | -       |
| YELLOWTAIL . . . . .   | -         | -     | -         | -        | 25,309,700   | 2,409,415 | -      | -       |
| BLACKBACK . . . . .    | 200       | 17    | -         | -        | 14,306,000   | 1,548,529 | -      | -       |
| DAB . . . . .          | -         | -     | -         | -        | 3,035,100    | 172,017   | -      | -       |
| FLUKE . . . . .        | -         | -     | -         | -        | 1,782,300    | 337,208   | -      | -       |
| UNCLASSIFIED . . . . . | -         | -     | -         | -        | 500          | 34        | -      | -       |
| HADDOCK . . . . .      | -         | -     | -         | -        | 121,661,500  | 8,326,949 | -      | -       |
| HAKE:                  | -         | -     | -         | -        | -            | -         | -      | -       |
| RED . . . . .          | -         | -     | -         | -        | 39,799,200   | 339,944   | -      | -       |
| WHITE . . . . .        | -         | -     | -         | -        | 5,544,700    | 205,291   | -      | -       |
| HALIBUT . . . . .      | -         | -     | -         | -        | 318,200      | 60,979    | -      | -       |
| HERRING, SEA . . . . . | -         | -     | 6,700,800 | \$58,851 | 3,113,200    | 47,991    | -      | -       |

(CONTINUED ON NEXT PAGE)

NEW ENGLAND FISHERIES

MASSACHUSETTS: CATCH BY GEAR, 1949 - Continued

| SPECIES                           | FYKE NETS |       | DIP NETS  |          | OTTER TRAWLS |            | POIS      |           |
|-----------------------------------|-----------|-------|-----------|----------|--------------|------------|-----------|-----------|
|                                   | POUNDS    | VALUE | POUNDS    | VALUE    | POUNDS       | VALUE      | POUNDS    | VALUE     |
| MACKEREL . . . . .                | -         | -     | -         | -        | 285,100      | \$39,100   | -         | -         |
| MENHADEN . . . . .                | -         | -     | -         | -        | 19,200       | 231        | -         | -         |
| OCEAN PERCH (ROSEFISH) . . . . .  | -         | -     | -         | -        | 181,477,600  | 7,804,708  | -         | -         |
| OCEAN POUT . . . . .              | -         | -     | -         | -        | 5,200        | 71         | -         | -         |
| POLLOCK . . . . .                 | -         | -     | -         | -        | 18,838,800   | 556,545    | -         | -         |
| SCUP OR PORGY . . . . .           | -         | -     | -         | -        | 428,600      | 14,486     | -         | -         |
| SEA BASS . . . . .                | -         | -     | -         | -        | 30,500       | 2,950      | -         | -         |
| SHAD . . . . .                    | -         | -     | -         | -        | 100          | 8          | -         | -         |
| SHARKS . . . . .                  | -         | -     | -         | -        | 89,300       | 1,694      | -         | -         |
| SKATES . . . . .                  | -         | -     | -         | -        | 4,200        | 153        | -         | -         |
| SMELT . . . . .                   | -         | -     | -         | -        | 900          | 21         | -         | -         |
| STURGEON . . . . .                | -         | -     | -         | -        | 6,100        | 663        | -         | -         |
| SWORDFISH . . . . .               | -         | -     | -         | -        | 600          | 314        | -         | -         |
| TAUTOG . . . . .                  | -         | -     | -         | -        | 9,300        | 498        | -         | -         |
| TILEFISH . . . . .                | -         | -     | -         | -        | 198,700      | 14,051     | -         | -         |
| TUNA, BLUEFIN . . . . .           | -         | -     | -         | -        | 13,300       | 1,071      | -         | -         |
| WHITING . . . . .                 | -         | -     | -         | -        | 75,162,200   | 1,715,260  | -         | -         |
| WOLFFISH . . . . .                | -         | -     | -         | -        | 1,930,000    | 136,611    | -         | -         |
| UNCLASSIFIED:                     | -         | -     | -         | -        | -            | -          | -         | -         |
| FOR FOOD . . . . .                | -         | -     | -         | -        | 4,138,900    | 100,318    | -         | -         |
| OTHER . . . . .                   | -         | -     | -         | -        | 12,251,500   | 115,055    | -         | -         |
| CRABS, ROCK . . . . .             | -         | -     | -         | -        | -            | -          | 1,765,400 | \$98,455  |
| LOBSTERS, NORTHERN . . . . .      | -         | -     | -         | -        | 1,500        | 288        | 3,561,500 | 1,405,097 |
| PERIWINKLES AND COCKLES . . . . . | -         | -     | -         | -        | 41,300       | 1,851      | -         | -         |
| SCALLOPS:                         | -         | -     | -         | -        | -            | -          | -         | -         |
| BAY . . . . .                     | -         | -     | 54,800    | \$42,459 | -            | -          | -         | -         |
| SEA . . . . .                     | -         | -     | -         | -        | 32,100       | 11,069     | -         | -         |
| SQUID . . . . .                   | -         | -     | -         | -        | 106,100      | 4,006      | -         | -         |
| TOTAL . . . . .                   | 2,300     | \$125 | 6,755,600 | 101,310  | 565,858,200  | 27,617,411 | 5,355,900 | 1,508,102 |

| SPECIES                          | HARPOONS |         | SPEARS |         | DREDGES    |           | TONGS   |          |
|----------------------------------|----------|---------|--------|---------|------------|-----------|---------|----------|
|                                  | POUNDS   | VALUE   | POUNDS | VALUE   | POUNDS     | VALUE     | POUNDS  | VALUE    |
| COD . . . . .                    | -        | -       | -      | -       | 6,200      | \$273     | -       | -        |
| EELS, COMMON . . . . .           | -        | -       | 10,800 | \$2,020 | -          | -         | -       | -        |
| FLOUNDERS:                       | -        | -       | -      | -       | -          | -         | -       | -        |
| GRAY SOLE . . . . .              | -        | -       | -      | -       | 100        | 3         | -       | -        |
| LEMON SOLE . . . . .             | -        | -       | -      | -       | 9,300      | 1,054     | -       | -        |
| YELLOWTAIL . . . . .             | -        | -       | -      | -       | 4,900      | 298       | -       | -        |
| BLACKBACK . . . . .              | -        | -       | -      | -       | 35,800     | 3,108     | -       | -        |
| D.B. . . . .                     | -        | -       | -      | -       | 200        | 8         | -       | -        |
| HADDOCK . . . . .                | -        | -       | -      | -       | 25,500     | 1,250     | -       | -        |
| HAKE, WHITE . . . . .            | -        | -       | -      | -       | 100        | 1         | -       | -        |
| HALIBUT . . . . .                | -        | -       | -      | -       | 100        | 22        | -       | -        |
| POLLOCK . . . . .                | -        | -       | -      | -       | 100        | 2         | -       | -        |
| SHARKS . . . . .                 | 100      | \$4     | -      | -       | -          | -         | -       | -        |
| SWORDFISH . . . . .              | 873,800  | 305,444 | -      | -       | -          | -         | -       | -        |
| TUNA, BLUEFIN . . . . .          | 9,400    | 1,095   | -      | -       | -          | -         | -       | -        |
| WOLFFISH . . . . .               | -        | -       | -      | -       | 100        | 2         | -       | -        |
| UNCLASSIFIED, FOR FOOD . . . . . | -        | -       | -      | -       | 100        | 18        | -       | -        |
| CLAMS, HARD, PUBLIC . . . . .    | -        | -       | -      | -       | 74,000     | 17,862    | 321,000 | \$96,258 |
| MUSSELS, SEA . . . . .           | -        | -       | -      | -       | 9,600      | 600       | -       | -        |
| OYSTERS, MARKET:                 | -        | -       | -      | -       | -          | -         | -       | -        |
| PUBLIC, SPRING . . . . .         | -        | -       | -      | -       | -          | -         | 2,500   | 1,520    |
| PUBLIC, FALL . . . . .           | -        | -       | -      | -       | -          | -         | 13,000  | 5,750    |
| PRIVATE, SPRING . . . . .        | -        | -       | -      | -       | 2,200      | 1,100     | -       | -        |
| PRIVATE, FALL . . . . .          | -        | -       | -      | -       | 78,300     | 50,612    | 82,000  | 48,116   |
| SCALLOPS:                        | -        | -       | -      | -       | -          | -         | -       | -        |
| BAY . . . . .                    | -        | -       | -      | -       | 838,100    | 615,836   | -       | -        |
| SEA . . . . .                    | -        | -       | -      | -       | 13,436,800 | 4,976,133 | -       | -        |
| TOTAL . . . . .                  | 883,300  | 306,543 | 10,800 | 2,020   | 14,521,500 | 5,668,182 | 418,500 | 151,644  |

| SPECIES                   | RAKES     |           | FORKS   |         | HOES    |         |
|---------------------------|-----------|-----------|---------|---------|---------|---------|
|                           | POUNDS    | VALUE     | POUNDS  | VALUE   | POUNDS  | VALUE   |
| CLAMS:                    | -         | -         | -       | -       | -       | -       |
| HARD, PUBLIC . . . . .    | 1,267,300 | \$422,130 | -       | -       | 3,000   | \$1,238 |
| HARD, PRIVATE . . . . .   | 132,000   | 48,575    | -       | -       | -       | -       |
| RAZOR . . . . .           | -         | -         | -       | -       | 73,700  | 8,750   |
| SOFT, PUBLIC . . . . .    | -         | -         | -       | -       | 917,600 | 376,766 |
| SOFT, PRIVATE . . . . .   | 300       | 138       | -       | -       | 500     | 231     |
| SURF . . . . .            | 5,100     | 1,617     | 5,500   | \$1,000 | -       | -       |
| MUSSELS, SEA . . . . .    | -         | -         | 110,400 | 6,900   | -       | -       |
| OYSTERS, MARKET:          | -         | -         | -       | -       | -       | -       |
| PRIVATE, SPRING . . . . . | 16,300    | 11,300    | 28,000  | 15,255  | -       | -       |
| PRIVATE, FALL . . . . .   | 16,200    | 11,200    | -       | -       | -       | -       |
| SCALLOPS, BAY . . . . .   | 90,000    | 65,000    | -       | -       | -       | -       |
| IRISH MOSS . . . . .      | 500,000   | 8,950     | -       | -       | -       | -       |
| SANDWORMS . . . . .       | -         | -         | -       | -       | 3,200   | 2,926   |
| TOTAL . . . . .           | 2,027,200 | 568,910   | 143,900 | 23,155  | 998,000 | 389,911 |

## NEW ENGLAND FISHERIES

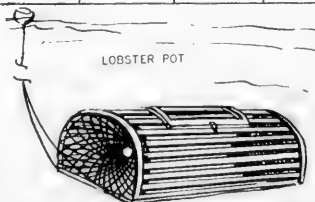
## RHODE ISLAND

## OPERATING UNITS BY GEAR, 1949

| ITEM                      | HAUL SEINES,<br>COMMON | GILL<br>NETS,<br>DRIFT | LINES  |        | FLOATING<br>TRAPS | OTTER<br>TRAWLS,<br>FISH |
|---------------------------|------------------------|------------------------|--------|--------|-------------------|--------------------------|
|                           |                        |                        | HAND   | TROLL  |                   |                          |
|                           | NUMBER                 | NUMBER                 | NUMBER | NUMBER | NUMBER            | NUMBER                   |
| FISHERMEN:                |                        |                        |        |        |                   |                          |
| ON VESSELS . . . . .      | -                      | -                      | 9      | -      | 58                | 174                      |
| ON BOATS AND SHORE:       |                        |                        |        |        |                   |                          |
| REGULAR . . . . .         | 28                     | 6                      | 68     | 33     | 12                | 45                       |
| CASUAL . . . . .          | -                      | -                      | 74     | -      | -                 | 16                       |
| TOTAL . . . . .           | 28                     | 6                      | 151    | 33     | 70                | 235                      |
| VESSELS, MOTOR . . . . .  | -                      | -                      | 4      | -      | 6                 | 63                       |
| NET TONNAGE . . . . .     | -                      | -                      | 27     | -      | 52                | 824                      |
| BOATS:                    |                        |                        |        |        |                   |                          |
| MOTOR . . . . .           | 4                      | 3                      | 83     | 22     | 3                 | 29                       |
| OTHER . . . . .           | 7                      | -                      | -      | -      | 6                 | -                        |
| ACCESSORY BOATS . . . . . | -                      | -                      | -      | -      | 15                | -                        |
| APPARATUS:                |                        |                        |        |        |                   |                          |
| NUMBER . . . . .          | 7                      | 30                     | 221    | 88     | 16                | 92                       |
| LENGTH, YARDS . . . . .   | 1,600                  | -                      | -      | -      | -                 | -                        |
| SQUARE YARDS . . . . .    | -                      | 9,000                  | -      | -      | -                 | -                        |
| HOOKS . . . . .           | -                      | -                      | 221    | 88     | -                 | -                        |
| YARDS AT MOUTH . . . . .  | -                      | -                      | -      | -      | -                 | 2,330                    |

| ITEM                      | POTS   |        |         |                          | HARPOONS | DREDGES<br>CLAM |
|---------------------------|--------|--------|---------|--------------------------|----------|-----------------|
|                           | CRAB   | EEL    | LOBSTER | PERIWINKLE<br>AND TUCKLE |          |                 |
|                           | NUMBER | NUMBER | NUMBER  | NUMBER                   | NUMBER   | NUMBER          |
| FISHERMEN:                |        |        |         |                          |          |                 |
| ON VESSELS . . . . .      | -      | -      | 4       | -                        | 33       | 16              |
| ON BOATS AND SHORE:       |        |        |         |                          |          |                 |
| REGULAR . . . . .         | 2      | 6      | 76      | 4                        | 22       | 12              |
| CASUAL . . . . .          | 3      | -      | 159     | -                        | -        | -               |
| TOTAL . . . . .           | 5      | 6      | 239     | 4                        | 55       | 28              |
| VESSELS, MOTOR . . . . .  | -      | -      | 2       | -                        | 11       | 5               |
| NET TONNAGE . . . . .     | -      | -      | 12      | -                        | 150      | 127             |
| BOATS:                    |        |        |         |                          |          |                 |
| MOTOR . . . . .           | 2      | 6      | 185     | 4                        | 10       | 6               |
| OTHER . . . . .           | -      | -      | -       | -                        | 6        | -               |
| ACCESSORY BOATS . . . . . | -      | -      | -       | -                        | 15       | -               |
| APPARATUS:                |        |        |         |                          |          |                 |
| NUMBER . . . . .          | 150    | 490    | 17,443  | 300                      | 21       | 11              |
| YARDS AT MOUTH . . . . .  | -      | -      | -       | -                        | -        | 11              |

| ITEM                      | DREDGES - CONT'D. |         | TONGS  |        | RAKES,<br>OTHER THAN<br>FOR OYSTERS | HOES   | TOTAL,<br>EXCLUSIVE OF<br>DUPLICATION |
|---------------------------|-------------------|---------|--------|--------|-------------------------------------|--------|---------------------------------------|
|                           | OYSTER,<br>COMMON | SCALLOP | OYSTER | OTHER  |                                     |        |                                       |
|                           | NUMBER            | NUMBER  | NUMBER | NUMBER | NUMBER                              | NUMBER | NUMBER                                |
| FISHERMEN:                |                   |         |        |        |                                     |        |                                       |
| ON VESSELS . . . . .      | 35                | 8       | -      | -      | -                                   | -      | 286                                   |
| ON BOATS AND SHORE:       |                   |         |        |        |                                     |        |                                       |
| REGULAR . . . . .         | -                 | 246     | 20     | 251    | 83                                  | 125    | 471                                   |
| CASUAL . . . . .          | -                 | 323     | 50     | 712    | 80                                  | 55     | 1,075                                 |
| TOTAL . . . . .           | 35                | 577     | 70     | 963    | 163                                 | 180    | 1,832                                 |
| VESSELS, MOTOR . . . . .  | 8                 | 4       | -      | -      | -                                   | -      | 85                                    |
| NET TONNAGE . . . . .     | 167               | 29      | -      | -      | -                                   | -      | 1,131                                 |
| BOATS:                    |                   |         |        |        |                                     |        |                                       |
| MOTOR . . . . .           | -                 | 250     | -      | 101    | 25                                  | -      | 529                                   |
| OTHER . . . . .           | -                 | -       | 70     | 862    | 138                                 | 99     | 879                                   |
| ACCESSORY BOATS . . . . . | -                 | -       | -      | -      | -                                   | -      | 30                                    |
| APPARATUS:                |                   |         |        |        |                                     |        |                                       |
| NUMBER . . . . .          | 16                | 1,329   | 70     | 963    | 163                                 | 180    | -                                     |
| YARDS AT MOUTH . . . . .  | 22                | 1,035   | -      | -      | -                                   | -      | -                                     |





RHODE ISLAND: CATCH BY GEAR, 1949

| SPECIES                          | PURSE SEINES |         | HAUL SEINES |         | GILL NETS,<br>DRIFT |        | LINES   |          |        |         |
|----------------------------------|--------------|---------|-------------|---------|---------------------|--------|---------|----------|--------|---------|
|                                  |              |         |             |         |                     |        | HAND    |          | TROLL  |         |
|                                  | POUNDS       | VALUE   | POUNDS      | VALUE   | POUNDS              | VAL-JE | POUNDS  | VALUE    | POUNDS | VALUE   |
| ALEWIVES . . . . .               | -            | -       | 119,000     | \$1,057 | -                   | -      | -       | -        | -      | -       |
| COD . . . . .                    | -            | -       | -           | -       | -                   | -      | 705,600 | \$34,771 | -      | -       |
| EELS, COMMON . . . . .           | -            | -       | 1,500       | 215     | -                   | -      | 700     | 60       | -      | -       |
| FLOUNDERS:                       |              |         |             |         |                     |        |         |          |        |         |
| BLACKBACK . . . . .              | -            | -       | -           | -       | -                   | -      | 2,300   | 136      | -      | -       |
| FLUKE . . . . .                  | -            | -       | -           | -       | -                   | -      | 200     | 16       | -      | -       |
| HAKE, WHITE . . . . .            | -            | -       | -           | -       | -                   | -      | 400     | 15       | -      | -       |
| HERRING, SEA . . . . .           | -            | -       | 49,500      | 700     | -                   | -      | -       | -        | -      | -       |
| LAUNCE . . . . .                 | -            | -       | 1,500       | 45      | -                   | -      | -       | -        | -      | -       |
| MACKEREL . . . . .               | 60,400       | \$5,437 | -           | -       | 8,500               | \$780  | -       | -        | 57,100 | \$4,875 |
| POLLOCK . . . . .                | -            | -       | -           | -       | -                   | -      | 8,600   | 389      | -      | -       |
| SCUP OR PORGY . . . . .          | -            | -       | -           | -       | -                   | -      | 900     | 60       | -      | -       |
| SEA BASS . . . . .               | -            | -       | -           | -       | -                   | -      | 6,000   | 1,200    | -      | -       |
| SHARKS . . . . .                 | -            | -       | -           | -       | -                   | -      | 800     | 48       | -      | -       |
| SKATES . . . . .                 | -            | -       | -           | -       | -                   | -      | 200     | 2        | -      | -       |
| STRIPED BASS . . . . .           | -            | -       | 15,300      | 3,374   | -                   | -      | 14,000  | 2,825    | 4,700  | 524     |
| WHITE PERCH . . . . .            | -            | -       | 23,900      | 2,860   | -                   | -      | -       | -        | -      | -       |
| UNCLASSIFIED, FOR FOOD . . . . . | -            | -       | -           | -       | -                   | -      | 400     | 29       | -      | -       |
| TOTAL . . . . .                  | 60,400       | 5,437   | 210,700     | 8,251   | 8,500               | 780    | 740,100 | 39,551   | 61,600 | 5,399   |

| SPECIES                               | FLOATING TRAPS |         | OTTER TRAWLS |         | POTS    |         | HARPOONS |          |
|---------------------------------------|----------------|---------|--------------|---------|---------|---------|----------|----------|
|                                       | POUNDS         | VALUE   | POUNDS       | VALUE   | POUNDS  | VALUE   | POUNDS   | VALUE    |
| ALEWIVES . . . . .                    | 14,600         | \$160   | 100          | \$1     | -       | -       | -        | -        |
| ANGLERFISH . . . . .                  | -              | -       | 1,800        | 29      | -       | -       | -        | -        |
| BLUEFISH . . . . .                    | 25,000         | 3,362   | 700          | 103     | -       | -       | -        | -        |
| BUTTERFISH . . . . .                  | 275,700        | 18,735  | 1,003,700    | 67,528  | -       | -       | -        | -        |
| COD . . . . .                         | 513,100        | 25,043  | 488,600      | 18,772  | -       | -       | -        | -        |
| CREVALLE . . . . .                    | 500            | 16      | -            | -       | -       | -       | -        | -        |
| CUNNER . . . . .                      | -              | -       | 3,500        | 43      | -       | -       | -        | -        |
| DOLPHIN . . . . .                     | 1,500          | 146     | -            | -       | -       | -       | -        | -        |
| EELS;                                 |                |         |              |         |         |         |          |          |
| COMMON . . . . .                      | -              | -       | -            | -       | 13,900  | \$2,094 | -        | -        |
| CONGER . . . . .                      | 600            | 19      | 4,000        | 99      | -       | -       | -        | -        |
| FLOUNDERS:                            |                |         |              |         |         |         |          |          |
| GRAY SOLE . . . . .                   | -              | -       | 9,500        | 820     | -       | -       | -        | -        |
| LEMON SOLE . . . . .                  | -              | -       | 66,300       | 7,827   | -       | -       | -        | -        |
| YELLOWTAIL . . . . .                  | -              | -       | 1,138,200    | 109,475 | -       | -       | -        | -        |
| BLACKBACK . . . . .                   | 5,000          | 249     | 1,294,600    | 68,298  | -       | -       | -        | -        |
| DAB . . . . .                         | -              | -       | 5,700        | 86      | -       | -       | -        | -        |
| FLUKE . . . . .                       | 127,800        | 20,139  | 341,600      | 55,003  | -       | -       | -        | -        |
| UNCLASSIFIED . . . . .                | -              | -       | 3,200        | 367     | -       | -       | -        | -        |
| FRIGATE MACKEREL . . . . .            | 43,100         | 1,888   | -            | -       | -       | -       | -        | -        |
| HADDOCK . . . . .                     | -              | -       | 69,600       | 3,407   | -       | -       | -        | -        |
| HAKE:                                 |                |         |              |         |         |         |          |          |
| RED . . . . .                         | -              | -       | 520,700      | 10,642  | -       | -       | -        | -        |
| WHITE . . . . .                       | 6,300          | 325     | 33,100       | 1,305   | -       | -       | -        | -        |
| HALIBUT . . . . .                     | -              | -       | 100          | 27      | -       | -       | -        | -        |
| HERRING, SEA . . . . .                | 727,800        | 12,080  | 3,479,400    | 57,927  | -       | -       | -        | -        |
| HICKORY SHAD . . . . .                | 400            | 43      | -            | -       | -       | -       | -        | -        |
| KING WHITING OR "KINGFISH" . . . . .  | 900            | 70      | 85,100       | 6,727   | -       | -       | -        | -        |
| MACKEREL . . . . .                    | 336,900        | 26,082  | 39,700       | 4,330   | -       | -       | -        | -        |
| MENHADEN . . . . .                    | 38,100         | 457     | -            | -       | -       | -       | -        | -        |
| POLLOCK . . . . .                     | 19,700         | 639     | 8,600        | 294     | -       | -       | -        | -        |
| SCUP OR PORGY . . . . .               | 1,669,900      | 48,794  | 746,000      | 24,643  | -       | -       | -        | -        |
| SEA BASS . . . . .                    | 177,800        | 20,431  | 49,800       | 5,762   | -       | -       | -        | -        |
| SEA ROBIN . . . . .                   | 8,500          | 151     | -            | -       | -       | -       | -        | -        |
| SEA TROUT OR WEAKFISH, GRAY . . . . . | 15,900         | 1,982   | 1,800        | 261     | -       | -       | -        | -        |
| SHAD . . . . .                        | 3,000          | 122     | 200          | 9       | -       | -       | -        | -        |
| SHARKS . . . . .                      | 5,100          | 413     | 5,800        | 140     | -       | -       | -        | -        |
| SKATES . . . . .                      | -              | -       | 200          | 4       | -       | -       | -        | -        |
| SPOT . . . . .                        | 300            | 13      | -            | -       | -       | -       | -        | -        |
| STRIPED BASS . . . . .                | 41,100         | 8,925   | 6,100        | 1,391   | -       | -       | -        | -        |
| STURGEON . . . . .                    | 1,600          | 161     | 1,000        | 151     | -       | -       | -        | -        |
| SWELLFISH . . . . .                   | 1,900          | 221     | -            | -       | -       | -       | -        | -        |
| SWORDFISH . . . . .                   | -              | -       | -            | -       | -       | -       | 66,700   | \$32,420 |
| TAUTOG . . . . .                      | 21,500         | 963     | 5,800        | 189     | -       | -       | -        | -        |
| TILEFISH . . . . .                    | -              | -       | 32,700       | 2,038   | -       | -       | -        | -        |
| TUNA AND TUNALIKE FISHES:             |                |         |              |         |         |         |          |          |
| BLUEFIN . . . . .                     | 11,400         | 1,178   | -            | -       | -       | -       | 6,500    | 750      |
| BONITO . . . . .                      | 5,200          | 596     | -            | -       | -       | -       | -        | -        |
| WHITE PERCH . . . . .                 | -              | -       | 200          | 27      | -       | -       | -        | -        |
| WHITING . . . . .                     | 64,400         | 1,253   | 595,500      | 19,599  | -       | -       | -        | -        |
| WOLFFISH . . . . .                    | -              | -       | 700          | 15      | -       | -       | -        | -        |
| UNCLASSIFIED:                         |                |         |              |         |         |         |          |          |
| FOR FOOD . . . . .                    | 1,300          | 26      | 13,500       | 249     | -       | -       | -        | -        |
| OTHER . . . . .                       | 504,200        | 4,565   | 11,105,700   | 79,814  | -       | -       | -        | -        |
| CRABS, ROCK . . . . .                 | -              | -       | -            | -       | 108,000 | 3,250   | -        | -        |
| LOBSTERS, NORTHERN . . . . .          | -              | -       | -            | -       | 354,600 | 155,859 | -        | -        |
| PERIWINKLES AND COCKLES . . . . .     | -              | -       | -            | -       | 18,000  | 3,000   | -        | -        |
| SQUID . . . . .                       | 1,422,800      | 33,590  | 446,700      | 13,347  | -       | -       | -        | -        |
| TOTAL . . . . .                       | 6,090,900      | 232,837 | 21,609,500   | 500,749 | 494,500 | 164,203 | 73,200   | 33,170   |

(CONTINUED ON NEXT PAGE)

## NEW ENGLAND FISHERIES

## RHODE ISLAND: CATCH BY GEAR, 1949 - Continued

| SPECIES                 | DREDGES   |          | TONS      |           | RAKES   |          | HOOKS   |           |
|-------------------------|-----------|----------|-----------|-----------|---------|----------|---------|-----------|
|                         | POUNDS    | VALUE    | POUNDS    | VALUE     | POUNDS  | VALUE    | POUNDS  | VALUE     |
| CLAMS:                  |           |          |           |           |         |          |         |           |
| HARD, PUBLIC            | 255,600   | \$53,250 | 1,455,600 | \$321,712 | 423,900 | \$94,381 | -       | -         |
| OCEAN QUAHOG            | 62,800    | 5,232    | -         | -         | -       | -        | -       | -         |
| SOFT, PUBLIC            | -         | -        | -         | -         | -       | -        | 634,400 | \$147,138 |
| SURF                    | -         | -        | 7,300     | 1,824     | -       | -        | -       | -         |
| MUSSELS, SEA            | 186,000   | 23,250   | -         | -         | -       | -        | -       | -         |
| OYSTERS, MARKET:        |           |          |           |           |         |          |         |           |
| PUBLIC, SPRING          | 234,200   | 116,092  | 24,500    | 10,500    | -       | -        | -       | -         |
| PUBLIC, FALL            | 152,100   | 75,728   | -         | -         | -       | -        | -       | -         |
| PRIVATE, SPRING         | 161,100   | 79,737   | -         | -         | -       | -        | -       | -         |
| PRIVATE, FALL           | 107,900   | 53,605   | -         | -         | -       | -        | -       | -         |
| PERIWINKLES AND COCKLES | 70,000    | 11,600   | -         | -         | -       | -        | -       | -         |
| SCALLOPS, BAY           | 303,000   | 185,490  | -         | -         | -       | -        | -       | -         |
| TOTAL                   | 1,532,700 | 603,984  | 1,487,400 | 334,036   | 423,900 | 94,381   | 634,400 | 147,138   |

## CONNECTICUT

## OPERATING UNITS BY GEAR, 1949

| ITEM                | HAUL NETS, COMMON | GILL NETS |        | LINES, HAND | POUND NETS | STOP NETS | FYKE NETS, FISH |
|---------------------|-------------------|-----------|--------|-------------|------------|-----------|-----------------|
|                     |                   | ANCHOR    | DRIFT  |             |            |           |                 |
| FISHERMEN:          | NUMBER            | NUMBER    | NUMBER | NUMBER      | NUMBER     | NUMBER    | NUMBER          |
| ON VESSELS          | -                 | -         | -      | 2           | 2          | -         | -               |
| ON BOATS AND SHORE: |                   |           |        |             |            |           |                 |
| REGULAR             | 22                | -         | 9      | 8           | 4          | -         | 2               |
| CASUAL              | 187               | 6         | 162    | 63          | 3          | 15        | 15              |
| TOTAL               | 209               | 6         | 171    | 73          | 9          | 15        | 17              |
| VESSELS, MOTOR      | -                 | -         | -      | 1           | 1          | -         | -               |
| NET TONNAGE         | -                 | -         | -      | 7           | 6          | -         | -               |
| BOATS:              |                   |           |        |             |            |           |                 |
| MOTOR               | 59                | 3         | 59     | 41          | 3          | 3         | 6               |
| OTHER               | 82                | -         | 61     | 8           | 1          | 8         | 5               |
| APPARATUS:          |                   |           |        |             |            |           |                 |
| NUMBER              | 81                | 3         | 99     | 73          | 5          | 11        | 19              |
| LENGTH, YARDS       | 13,298            | -         | -      | -           | -          | 300       | -               |
| SQUARE YARDS        | -                 | 1,100     | 86,300 | -           | -          | -         | -               |
| HOOKS               | -                 | -         | -      | 219         | -          | -         | -               |

| ITEM                | DIP NETS, COMMON | OTTER TRAWLS, FISH | POTS   |         | HARPOONS | DREDGES OYSTER, COMMON 1/2 |
|---------------------|------------------|--------------------|--------|---------|----------|----------------------------|
|                     |                  |                    | EEL    | LOBSTER |          |                            |
| FISHERMEN:          | NUMBER           | NUMBER             | NUMBER | NUMBER  | NUMBER   | NUMBER                     |
| ON VESSELS          | 2                | 185                | -      | 22      | 26       | 266                        |
| ON BOATS AND SHORE: |                  |                    |        |         |          |                            |
| REGULAR             | 10               | 56                 | 9      | 55      | -        | -                          |
| CASUAL              | 81               | 69                 | 42     | 230     | -        | -                          |
| TOTAL               | 93               | 310                | 51     | 307     | 26       | 266                        |
| VESSELS:            |                  |                    |        |         |          |                            |
| MOTOR               | 1                | 63                 | -      | 11      | 7        | 37                         |
| NET TONNAGE         | 6                | 975                | -      | 73      | 133      | 1,112                      |
| STEAM               | -                | -                  | -      | -       | -        | 5                          |
| NET TONNAGE         | -                | -                  | -      | -       | -        | 513                        |
| TOTAL VESSELS       | 1                | 63                 | -      | 11      | 7        | 42                         |
| TOTAL NET TONNAGE   | 6                | 975                | -      | 73      | 133      | 1,625                      |
| BOATS:              |                  |                    |        |         |          |                            |
| MOTOR               | 37               | 71                 | 24     | 148     | -        | -                          |
| OTHER               | 39               | -                  | 14     | 52      | -        | -                          |
| ACCESSORY BOATS     | -                | -                  | -      | -       | 7        | -                          |
| APPARATUS:          |                  |                    |        |         |          |                            |
| NUMBER              | 93               | 134                | 600    | 12,609  | 7        | 85                         |
| YARDS AT MOUTH      | -                | 1,773              | -      | -       | -        | 129                        |

SEE FOOTNOTE AT END OF TABLE.

(CONTINUED ON NEXT PAGE)

CONNECTICUT: OPERATING UNITS BY GEAR, 1949 - Continued

| ITEM                        | DREDGES - CONT'D. | TONGS  |        | RAKES,<br>OTHER THAN<br>FOR OYSTERS | HOES   | TOTAL,<br>EXCLUSIVE OF<br>DUPLICATION |
|-----------------------------|-------------------|--------|--------|-------------------------------------|--------|---------------------------------------|
|                             | S'ALLOP           | OYSTER | OTHER  |                                     |        |                                       |
|                             | NUMBER            | NUMBER | NUMBER | NUMBER                              | NUMBER | NUMBER                                |
| FISHERMEN:                  |                   |        |        |                                     |        |                                       |
| ON VESSELS . . . . .        | -                 | -      | 2      | -                                   | 2      | 467                                   |
| ON BOATS AND SHORE:         |                   |        |        |                                     |        |                                       |
| REGULAR . . . . .           | 3                 | 9      | 2      | 5                                   | 4      | 130                                   |
| CASUAL . . . . .            | 3                 | 35     | 44     | 23                                  | 40     | 718                                   |
| TOTAL . . . . .             | 6                 | 44     | 48     | 28                                  | 46     | 1,315                                 |
| VESSELS:                    |                   |        |        |                                     |        |                                       |
| MOTOR . . . . .             | -                 | -      | 1      | -                                   | 1      | 108                                   |
| NET TONNAGE . . . . .       | -                 | -      | 6      | -                                   | 7      | 2,137                                 |
| STEAM . . . . .             | -                 | -      | -      | -                                   | -      | 5                                     |
| NET TONNAGE . . . . .       | -                 | -      | -      | -                                   | -      | 513                                   |
| TOTAL VESSELS . . . . .     | -                 | -      | 1      | -                                   | 1      | 113                                   |
| TOTAL NET TONNAGE . . . . . | -                 | -      | 6      | -                                   | 7      | 2,650                                 |
| BOATS:                      |                   |        |        |                                     |        |                                       |
| MOTOR . . . . .             | 3                 | 23     | 21     | 15                                  | 25     | 351                                   |
| OTHER . . . . .             | -                 | 9      | 20     | 8                                   | 11     | 247                                   |
| ACCESSORY BOATS . . . . .   | -                 | -      | -      | -                                   | -      | 7                                     |
| APPARATUS:                  |                   |        |        |                                     |        |                                       |
| NUMBER . . . . .            | 6                 | 44     | 48     | 28                                  | 46     | -                                     |
| YARDS AT MOUTH . . . . .    | 6                 | -      | -      | -                                   | -      | -                                     |

1/INCLUDES 1 SUCTION DREDGE, 2 YARDS AT MOUTH.

CONNECTICUT: CATCH BY GEAR, 1949

| SPECIES                        | HAUL SEINES |          | GILL NETS |       |         |        |
|--------------------------------|-------------|----------|-----------|-------|---------|--------|
|                                |             |          | ANCHOR    |       | DRIFT   |        |
|                                | POUNDS      | VALUE    | POUNDS    | VALUE | POUNDS  | VALUE  |
| ALEWIVES . . . . .             | 1,138,000   | \$16,544 | -         | -     | 8,000   | \$155  |
| BLUEFISH . . . . .             | 800         | 206      | -         | -     | -       | -      |
| CARP . . . . .                 | 39,000      | 3,227    | -         | -     | -       | -      |
| CUNNER . . . . .               | -           | -        | 1,000     | \$20  | 1,000   | 15     |
| FLOUNDERS, BLACKBACK . . . . . | -           | -        | -         | -     | 1,000   | 15     |
| GRAYFISH . . . . .             | -           | -        | -         | -     | 1,000   | 15     |
| MENHADEN . . . . .             | -           | -        | 6,400     | 56    | 1,500   | 36     |
| MINNOWS . . . . .              | 83,700      | 6,238    | -         | -     | -       | -      |
| SCUP OR PORGY . . . . .        | -           | -        | -         | -     | 1,000   | 15     |
| SEA ROBIN . . . . .            | -           | -        | -         | -     | 1,000   | 15     |
| SHAD . . . . .                 | 213,200     | 32,550   | -         | -     | 237,600 | 37,600 |
| SKATES . . . . .               | -           | -        | -         | -     | 1,000   | 15     |
| SUCKERS . . . . .              | 5,400       | 283      | -         | -     | -       | -      |
| TAUTOG . . . . .               | -           | -        | -         | -     | 1,000   | 15     |
| YELLOW PERCH . . . . .         | 500         | 75       | -         | -     | -       | -      |
| TOTAL . . . . .                | 1,480,600   | 59,123   | 7,400     | 76    | 254,100 | 37,896 |

| SPECIES                               | LINES, HAND |         | POUND NETS |       | STOP NETS |       |
|---------------------------------------|-------------|---------|------------|-------|-----------|-------|
|                                       | POUNDS      | VALUE   | POUNDS     | VALUE | POUNDS    | VALUE |
| BLUEFISH . . . . .                    | 6,700       | \$1,909 | 2,100      | \$840 | -         | -     |
| BUTTERFISH . . . . .                  | -           | -       | 1,500      | 245   | -         | -     |
| COD . . . . .                         | 900         | 121     | -          | -     | -         | -     |
| CUNNER . . . . .                      | 1,600       | 75      | -          | -     | -         | -     |
| EELS, COMMON . . . . .                | 2,300       | 394     | 100        | 20    | -         | -     |
| FLOUNDERS:                            |             |         |            |       |           |       |
| BLACKBACK . . . . .                   | 3,000       | 270     | 200        | 9     | -         | -     |
| DAB . . . . .                         | 200         | 9       | -          | -     | -         | -     |
| FLUKE . . . . .                       | 600         | 106     | 1,600      | 239   | -         | -     |
| UNCLASSIFIED . . . . .                | 300         | 12      | -          | -     | -         | -     |
| GRAYFISH . . . . .                    | 700         | 14      | -          | -     | -         | -     |
| MACKEREL . . . . .                    | 91,200      | 11,157  | -          | -     | -         | -     |
| MENHADEN . . . . .                    | -           | -       | 16,000     | 116   | -         | -     |
| POLLOCK . . . . .                     | 3,900       | 350     | -          | -     | -         | -     |
| SCUP OR PORGY . . . . .               | 2,800       | 215     | -          | -     | -         | -     |
| SEA BASS . . . . .                    | 4,700       | 754     | -          | -     | -         | -     |
| SEA ROBIN . . . . .                   | 700         | 14      | -          | -     | -         | -     |
| SEA TROUT OR WEAKFISH, GRAY . . . . . | 100         | 17      | 1,400      | 273   | -         | -     |
| SHAD . . . . .                        | -           | -       | 15,200     | 2,300 | 4,600     | \$725 |
| SHARKS . . . . .                      | 100         | 5       | -          | -     | -         | -     |
| SKATES . . . . .                      | 400         | 16      | 800        | 28    | -         | -     |

(CONTINUED ON NEXT PAGE)

## NEW ENGLAND FISHERIES

## CONNECTICUT: CATCH BY GEAR, 1949 - Continued

| SPECIES                               | LINES, HAND |         | POUND NETS |        | STOP NETS    |         |
|---------------------------------------|-------------|---------|------------|--------|--------------|---------|
|                                       | POUNDS      | VALUE   | POUNDS     | VALUE  | POUNDS       | VALUE   |
| STRIPED BASS . . . . .                | 8,700       | \$2,702 | -          | -      | -            | -       |
| SWELLFISH . . . . .                   | 100         | 5       | -          | -      | -            | -       |
| SWORDFISH . . . . .                   | 300         | 207     | -          | -      | -            | -       |
| TAUTOG . . . . .                      | 9,100       | 864     | 5,300      | \$625  | -            | -       |
| TUNA AND TUNALIKE FISHES, BLUEFIN     | 8,700       | 730     | -          | -      | -            | -       |
| WHITING . . . . .                     | 500         | 28      | -          | -      | -            | -       |
| SQUID . . . . .                       | -           | -       | 3,300      | 116    | -            | -       |
| TOTAL . . . . .                       | 147,600     | 19,974  | 47,500     | 4,811  | 4,600        | \$725   |
| SPECIES                               | FYKE NETS   |         | DIP NETS   |        | OTTER TRAWLS |         |
|                                       | POUNDS      | VALUE   | POUNDS     | VALUE  | POUNDS       | VALUE   |
| ANGLERFISH . . . . .                  | -           | -       | -          | -      | 4,000        | \$140   |
| BLUEFISH . . . . .                    | -           | -       | -          | -      | 400          | 100     |
| BUTTERFISH . . . . .                  | -           | -       | -          | -      | 702,800      | 71,124  |
| CARP . . . . .                        | 3,200       | \$211   | -          | -      | -            | -       |
| CATFISH AND BULLHEADS . . . . .       | 7,600       | 375     | 200        | \$20   | -            | -       |
| COD . . . . .                         | -           | -       | -          | -      | 589,800      | 60,000  |
| CUNNER . . . . .                      | -           | -       | -          | -      | 1,100        | 45      |
| DOLPHIN . . . . .                     | -           | -       | -          | -      | 600          | 26      |
| EELS, CONGER . . . . .                | -           | -       | -          | -      | 6,000        | 200     |
| FLOUNDERS:                            | -           | -       | -          | -      | -            | -       |
| GRAY SOLE . . . . .                   | -           | -       | -          | -      | 6,200        | 545     |
| LEMON SOLE . . . . .                  | -           | -       | -          | -      | 40,000       | 5,000   |
| YELLOWTAIL . . . . .                  | -           | -       | -          | -      | 550,200      | 60,060  |
| BLACKBACK . . . . .                   | -           | -       | -          | -      | 3,905,000    | 201,600 |
| DAB . . . . .                         | -           | -       | -          | -      | 22,200       | 760     |
| FLUKE . . . . .                       | -           | -       | -          | -      | 369,500      | 70,056  |
| UNCLASSIFIED . . . . .                | -           | -       | -          | -      | 4,000        | 131     |
| GRAYFISH . . . . .                    | -           | -       | -          | -      | 3,600        | 124     |
| HADDOCK . . . . .                     | -           | -       | -          | -      | 12,100       | 1,000   |
| HAKE:                                 | -           | -       | -          | -      | -            | -       |
| RED . . . . .                         | -           | -       | -          | -      | 1,158,800    | 32,015  |
| WHITE . . . . .                       | -           | -       | -          | -      | 7,300        | 450     |
| HERRING, SEA . . . . .                | -           | -       | -          | -      | 2,668,600    | 54,000  |
| KING WHITING OR "KINGFISH" . . . . .  | -           | -       | -          | -      | 1,000        | 100     |
| MACKEREL . . . . .                    | -           | -       | -          | -      | 1,000        | 100     |
| MENHADEN . . . . .                    | -           | -       | -          | -      | 3,200        | 39      |
| MINNOWS . . . . .                     | 11,900      | 335     | 4,400      | 341    | -            | -       |
| POLLACK . . . . .                     | -           | -       | -          | -      | 1,600        | 241     |
| SCUP OR PORGY . . . . .               | -           | -       | -          | -      | 1,758,100    | 91,287  |
| SEA BASS . . . . .                    | -           | -       | -          | -      | 29,400       | 5,100   |
| SEA ROBIN . . . . .                   | -           | -       | -          | -      | 117,800      | 1,766   |
| SEA TROUT OR WEAKFISH, GRAY . . . . . | -           | -       | -          | -      | 1,500        | 175     |
| SHAD . . . . .                        | 100         | 16      | -          | -      | -            | -       |
| SHARKS . . . . .                      | -           | -       | -          | -      | 37,300       | 515     |
| SILVERSIDES . . . . .                 | -           | -       | -          | -      | 1,500        | 25      |
| SKATES . . . . .                      | -           | -       | -          | -      | 125,900      | 1,831   |
| STRIPED BASS . . . . .                | -           | -       | -          | -      | 100          | 25      |
| STURGEON . . . . .                    | -           | -       | -          | -      | 500          | 50      |
| SUCKERS . . . . .                     | 4,500       | 251     | -          | -      | -            | -       |
| SUNFISH . . . . .                     | 4,700       | 94      | -          | -      | -            | -       |
| SWELLFISH . . . . .                   | -           | -       | -          | -      | 9,200        | 260     |
| TAUTOG . . . . .                      | -           | -       | -          | -      | 8,800        | 705     |
| TILEFISH . . . . .                    | -           | -       | -          | -      | 38,000       | 3,200   |
| TUNA AND TUNALIKE FISHES:             | -           | -       | -          | -      | -            | -       |
| BLUEFIN . . . . .                     | -           | -       | -          | -      | 26,700       | 3,000   |
| LITTLE . . . . .                      | -           | -       | -          | -      | 200          | 21      |
| WHITE PERCH . . . . .                 | 400         | 36      | -          | -      | -            | -       |
| WHITING . . . . .                     | -           | -       | -          | -      | 1,019,000    | 25,227  |
| YELLOW PERCH . . . . .                | 9,000       | 553     | -          | -      | -            | -       |
| UNCLASSIFIED:                         | -           | -       | -          | -      | -            | -       |
| FOR FOOD . . . . .                    | -           | -       | -          | -      | 547,500      | 25,320  |
| OTHER . . . . .                       | -           | -       | -          | -      | 4,433,800    | 90,000  |
| CRABS, BLUE, HARD . . . . .           | -           | -       | 3,400      | 692    | -            | -       |
| LOBSTERS, NORTHERN . . . . .          | -           | -       | -          | -      | 9,800        | 3,200   |
| CONCHS . . . . .                      | -           | -       | -          | -      | 400          | 44      |
| SCALLOPS:                             | -           | -       | -          | -      | -            | -       |
| BAY . . . . .                         | -           | -       | 19,700     | 11,235 | -            | -       |
| SEA . . . . .                         | -           | -       | -          | -      | 2,100        | 1,000   |
| SQUID . . . . .                       | -           | -       | -          | -      | 304,000      | 24,094  |
| TOTAL . . . . .                       | 41,400      | 1,871   | 27,700     | 12,288 | 18,530,600   | 834,701 |

(CONTINUED ON NEXT PAGE)

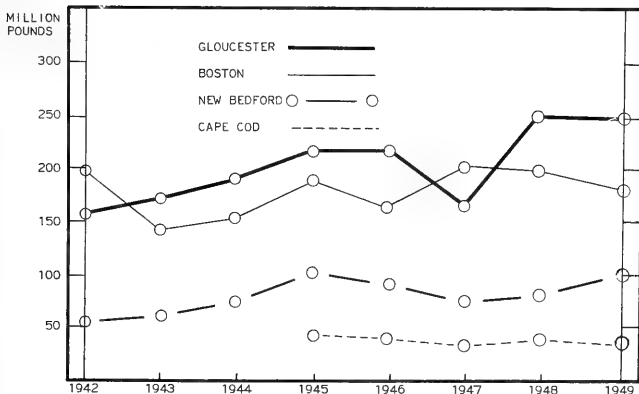
CONNECTICUT: CATCH BY GEAR, 1949 - Continued

| SPECIES                     | POTS    |         | HARPOONS |         | DREDGES   |         |
|-----------------------------|---------|---------|----------|---------|-----------|---------|
|                             | POUNDS  | VALUE   | POUNDS   | VALUE   | POUNDS    | VALUE   |
| EELS, COMMON. . . . .       | 18,100  | \$3,223 | -        | -       | -         | -       |
| SWORDFISH . . . . .         | -       | -       | 2,800    | \$1,350 | -         | -       |
| LOBSTERS, NORTHERN. . . . . | 378,500 | 165,858 | -        | -       | -         | -       |
| CONCHS. . . . .             | 41,100  | 4,335   | -        | -       | -         | -       |
| OYSTERS, MARKET:            |         |         |          |         |           |         |
| PUBLIC, SPRING. . . . .     | -       | -       | -        | -       | 4,600     | \$1,200 |
| PUBLIC, FALL. . . . .       | -       | -       | -        | -       | 27,200    | 10,605  |
| PRIVATE, SPRING. . . . .    | -       | -       | -        | -       | 1,317,300 | 357,895 |
| PRIVATE, FALL. . . . .      | -       | -       | -        | -       | 1,706,200 | 611,734 |
| SCALLOPS, BAY . . . . .     | -       | -       | -        | -       | 4,400     | 2,500   |
| TOTAL. . . . .              | 437,700 | 173,416 | 2,800    | 1,350   | 3,059,700 | 983,934 |

| SPECIES                 | TONGS   |         | RAKES  |         | HOES   |         |
|-------------------------|---------|---------|--------|---------|--------|---------|
|                         | POUNDS  | VALUE   | POUNDS | VALUE   | POUNDS | VALUE   |
| CLAMS:                  |         |         |        |         |        |         |
| HARD, PUBLIC. . . . .   | 6,100   | \$2,697 | 7,200  | \$3,200 | -      | -       |
| SOFT, PUBLIC. . . . .   | -       | -       | -      | -       | 13,300 | \$4,093 |
| MUSSELS, SEA. . . . .   | 96,000  | 6,481   | -      | -       | -      | -       |
| OYSTERS, MARKET:        |         |         |        |         |        |         |
| PUBLIC, SPRING. . . . . | 8,800   | 2,493   | -      | -       | -      | -       |
| PUBLIC, FALL. . . . .   | 21,500  | 8,194   | -      | -       | -      | -       |
| SANDWORMS . . . . .     | -       | -       | -      | -       | 200    | 222     |
| TOTAL. . . . .          | 132,400 | 19,865  | 7,200  | 3,200   | 13,500 | 4,315   |

LANDINGS AT CERTAIN MASSACHUSETTS PORTS, 1942 - 1949



LANDINGS AT CERTAIN MASSACHUSETTS PORTS<sup>3</sup>

Because of the important role they play in the production of fishery products, detailed daily statistics have been collected and published monthly for the landings at Boston, Gloucester, New Bedford, Provincetown, Massachusetts; and other Cape Cod ports. Landings of fishing craft of all sizes at the ports named are included in the data in the following tables.

It should be noted that these figures represent actual landings which have not been converted to round weight, therefore, the data are not directly comparable to the catch figures shown in the General Review, regional tabulations, or the section entitled "Review of Certain Major Fisheries."

During 1949, landings of fishery products at Boston, Gloucester, New Bedford, and Cape Cod ports amounted to 564,825,638 pounds, valued at \$34,775,046 to the fishermen. This represented a decrease of 1 percent in volume and a decrease of 18 percent in value compared with 1948. The volume approximated that of the previous year only because of large landings of fish for animal food and reduction into meal and oil. A large portion of the receipts of nearly 40 million pounds of red hake, and nearly 20 million pounds of unclassified species were landed for these purposes. Of the total landings, ocean perch (rosefish) accounted for 32 percent; haddock, 20 percent; hake, 8 percent; and cod, 7 percent. In 1948, ocean perch (rosefish) accounted for 33 percent of the total landings; haddock, 23 percent; cod, 9 percent; and hake, 2 percent. Haddock landings during 1949 were 19.5 million pounds less than the 1948 catch, and receipts of ocean perch (rosefish) decreased 7.6 million pounds compared with the previous year.

Gloucester retained its position as the Massachusetts port with the greatest volume, while Boston led in value. Gloucester receipts accounted for 46 percent of the total poundage landed during the year, but only 30 percent of the total value. Boston was in second place with respect to volume of landings, and New Bedford replaced Gloucester as the number two port with regard to value. Increased landings of the highly valued scallops was responsible for the noticeable monetary gain made by the New Bedford fisheries.

The fishing fleet operating on the fishing banks of the North Atlantic and landing fares at Boston, Gloucester, New Bedford, and Cape Cod ports during 1949, numbered 1,184 craft of all sizes. Of these 342 landed in one or more of the Cape Cod ports. There may be some duplication between the craft operating out of Cape Cod ports and those landing at other ports. The landings listed in the following tables do not represent the entire catch of these vessels, as some of them also landed fares at other New England ports, at New York City, and at more southerly ports in connection with the southern mackerel and the southern trawl fisheries.

Of the total landings, amounting to almost 565 million pounds, 33 percent was taken by large otter trawlers (over 150 gross tons); the same amount was taken by medium otter trawlers (51 to 150 gross tons); 23 percent was caught by small otter trawlers (50 gross tons or under); and the remaining 11 percent was taken by other types of gear.

The following tables contain a detailed summary of information on the landings of fish and shellfish by fishing craft of all sizes in Boston, Gloucester, New Bedford, and Cape Cod ports. Information of the annual landings by ports was previously published in Current Fishery Statistics No. 543, while data on the landings by gear and area appeared in Current Fishery Statistics No. 562. Detailed information on the monthly landings by port and by gear and area of capture also were published in the Current Fishery Statistics series.

---

<sup>3</sup> The reader is referred to Section 13 of this document for an account of the years for which surveys of these fisheries have been made.

LANDINGS AT CERTAIN MASSACHUSETTS PORTS

SUMMARY OF LANDINGS, 1949

| SPECIES                                  | BOSTON      |             |                     | GLOUCESTER  |            |                     | NEW BEDFORD  |            |                     |
|--|-------------|-------------|---------------------|-------------|------------|---------------------|--------------|------------|---------------------|
|  | POUNDS      | VALUE       | AV. PRICE PER POUND | POUNDS      | VALUE      | AV. PRICE PER POUND | POUNDS       | VALUE      | AV. PRICE PER POUND |
| COD, DRAINED:                            |             |             |                     |             |            |                     |              |            |                     |
| LARGE . . . . .                          | 13,071,960  | \$1,025,979 | 7.85¢               | 4,196,783   | \$254,841  | 6.07¢               | 656,860      | \$40,592   | 6.18¢               |
| MARKET . . . . .                         | 14,336,423  | 919,682     | 6.41                | 2,952,518   | 120,572    | 4.03                | 2,691,913    | 192,554    | 7.14                |
| SMALL . . . . .                          | 1,519,543   | 41,753      | 2.75                | 1,379,277   | 39,277     | 2.82                | 792,510      | 47,170     | 5.96                |
| CUSK, DRAINED . . . . .                  | 1,197,454   | 57,301      | 4.78                | 777,998     | 24,666     | 3.10                | 2,600        | 114        | 4.38                |
| FLOUNGERS, ROUND:                        |             |             |                     |             |            |                     |              |            |                     |
| GRAY SOLE . . . . .                      | 1,403,030   | 147,346     | 10.50               | 5,493,925   | 321,547    | 5.85                | 351,955      | 30,866     | 8.77                |
| LEMON SOLE . . . . .                     | 1,566,992   | 193,657     | 12.40               | 4,985       | 353        | 7.08                | 2,911,480    | 450,274    | 15.46               |
| YELLOWTAIL . . . . .                     | 1,701,675   | 115,687     | 6.80                | 46,375      | 8.21       | 19,652,113          | 1,941,052    | 9.88       |                     |
| BLACKBACK . . . . .                      | 2,031,894   | 189,825     | 9.33                | 209,689     | 15,845     | 7.56                | 9,411,095    | 1,112,566  | 11.82               |
| DAB . . . . .                            | 1,408,355   | 92,850      | 6.59                | 1,367,227   | 65,289     | 4.56                | 161,150      | 11,308     | 7.02                |
| MURE, DRAINED:                           |             |             |                     |             |            |                     |              |            |                     |
| LARGE . . . . .                          | 52,847,974  | 4,659,317   | 8.82                | 6,719,631   | 454,739    | 6.77                | 5,234,438    | 437,949    | 8.37                |
| SCROD . . . . .                          | 37,297,745  | 2,573,712   | 6.90                | 1,796,174   | 91,933     | 5.12                | 4,688,490    | 289,876    | 6.18                |
| HAKE:                                    |             |             |                     |             |            |                     |              |            |                     |
| RED, DRESSED:                            | 1,600       | 99          | 6.19                | 17,985      | 420        | 2.34                | 1/29,670,842 | 1/337,652  | 0.85                |
| WHITE, DRESSED:                          |             |             |                     |             |            |                     |              |            |                     |
| LARGE . . . . .                          | 3,244,830   | 212,924     | 6.56                | 1,865,995   | 77,904     | 4.17                | 151,195      | 5,020      | 3.32                |
| MEDIUM . . . . .                         | 2,153,904   | 82,311      | 3.82                | 859,507     | 34,935     | 4.03                | 34,935       | 1,404      | 4.26                |
| HALLIBUT, DRAINED . . . . .              | 210,360     | 87,050      | 23.73               | 14,400      | 24,721     | 1.71                | 30,672       | 6,506      | 21.29               |
| MACKEREL, ROUND . . . . .                | 709,365     | 81,071      | 11.43               | 6,876,144   | 362,098    | 5.27                | 342,133      | 20,484     | 5.99                |
| POLLOCK, DRAINED . . . . .               | 13,177,878  | 472,115     | 3.58                | 6,077,297   | 154,005    | 2.53                | 199,595      | 5,247      | 2.63                |
| POLLOCK, ROUND . . . . .                 | 7,920       | 224         | 2.83                | 69,518      | 947        | 1.36                | -            | -          | -                   |
| OCEAN PERCH (ROSE-FISH), ROUND . . . . . | 12,112,955  | 497,827     | 4.11                | 169,286,942 | 7,303,940  | 4.31                | 86,130       | 2,972      | 3.71                |
| SCUP OR PORGY, ROUND . . . . .           | 11,935      | 960         | 8.04                | -           | -          | -                   | 132,635      | 5,421      | 4.09                |
| SNOWFISH, DRESSED . . . . .              | 2,957,974   | 119,363     | 44.39               | 70,145      | 26,957     | 38.43               | 18,950       | 66,116     | 34.92               |
| SNOWFISH, ROUND . . . . .                | 12,995,710  | 526,764     | 4.06                | 17,072,493  | 676,689    | 3.96                | 24,270       | 803        | 3.32                |
| WHITING, ROUND . . . . .                 | 35,000      | 1,195       | 3.36                | 2,368,202   | 41,993     | 1.77                | -            | -          | -                   |
| WOLFISH, DRAINED . . . . .               | 1,332,771   | 126,391     | 9.48                | 149,609     | 8,437      | 5.68                | 96,835       | 3,974      | 4.10                |
| SCALLOPS (MEATS) . . . . .               | 124,634     | 45,501      | 36.51               | 20,103      | 6,708      | 33.37               | 11,707,165   | 4,296,883  | 36.70               |
| OTHER FOR FOOD . . . . .                 | 124,997     | 7,128       | 5.70                | 7,620,103   | 183,885    | 2.41                | 2,179,507    | 57,386     | 2.63                |
| OTHER $\frac{1}{2}$ . . . . .            | -           | -           | -                   | 14,566,626  | 155,289    | 1.07                | 3,006,530    | 30,066     | 1.00                |
| TOTAL, AS LANDED . . . . .               | 172,470,390 | 12,187,317  | 7.07                | 250,910,468 | 10,456,236 | 4.17                | 105,693,574  | 9,670,993  | 9.15                |
| TOTAL IN 1948, AS LANDED . . . . .       | 199,980,363 | 16,182,503  | 8.09                | 251,113,164 | 11,234,871 | 4.47                | 77,571,522   | 11,772,568 | 15.18               |

(CONTINUED ON NEXT PAGE)

SEE FOOTNOTES AT END OF TABLE

**LANDINGS AT CERTAIN MASSACHUSETTS PORTS**  
**SUMMARY OF LANDINGS, 1949 - Continued**

| SPECIES                             | CAPE COD PORTS |            |                     | TOTAL       |             |                     | 1948        |             |                     |
|-------------------------------------|----------------|------------|---------------------|-------------|-------------|---------------------|-------------|-------------|---------------------|
|                                     | POUNDS         | VALUE      | AV. PRICE PER POUND | POUNDS      | VALUE       | AV. PRICE PER POUND | POUNDS      | VALUE       | AV. PRICE PER POUND |
| COO, DRANN:                         |                |            |                     |             |             |                     |             |             |                     |
| LARGE, . . . . .                    | 1,336,113      | \$111,081  | 8.304               | 19,263,316  | \$1,432,493 | 7.444               | 25,076,412  | \$1,909,667 | 7.624               |
| MARKET . . . . .                    | 1,243,376      | 73,982     | 5.95                | 20,723,930  | 1,306,270   | 6.30                | 23,189,865  | 1,704,113   | 7.35                |
| SCROD, . . . . .                    | 63,244         | 3,402      | 5.38                | 2,358,726   | 134,218     | 5.69                | 3,237,363   | 211,143     | 6.52                |
| CUSK, DRANN, . . . . .              | 23,641         | 406        | 1.72                | 2,001,193   | 81,907      | 4.09                | 1,945,087   | 98,601      | 5.07                |
| FLAVERSOLE, ROUND:                  |                |            |                     |             |             |                     |             |             |                     |
| GRANITE, . . . . .                  | 41,845         | 3,676      | 8.78                | 7,290,657   | 563,435     | 6.90                | 2,247,184   | 201,402     | 8.96                |
| LEMON SOLE, . . . . .               | 145,110        | 17,024     | 11.72               | 2,458,974   | 211,594     | 8.59                | 5,252,625   | 804,895     | 15.32               |
| YELLOWTAIL, . . . . .               | 2,337,826      | 208,660    | 8.92                | 24,258,974  | 3,511,594   | 14.46               | 25,822,822  | 2,529,727   | 9.31                |
| BLACKBACK, . . . . .                | 1,384,105      | 116,274    | 8.40                | 13,734,210  | 1,434,210   | 11.00               | 13,737,967  | 1,527,942   | 11.16               |
| DAB, . . . . .                      | 35,420         | 2,254      | 6.36                | 2,972,562   | 168,710     | 5.68                | 2,129,871   | 159,174     | 7.48                |
| FLUKE, . . . . .                    | 354,852        | 60,093     | 16.93               | 1,785,413   | 337,711     | 18.92               | 2,368,127   | 489,189     | 20.66               |
| HADDOCK, DRANN:                     |                |            |                     |             |             |                     |             |             |                     |
| SCROD, . . . . .                    | 2,035,869      | 166,100    | 8.16                | 66,837,912  | 5,778,105   | 8.56                | 73,545,894  | 7,118,819   | 9.68                |
| HADDOCK, ROUND, SCROD, . . . . .    | 35,207         | 3,428      | 6.21                | 43,637,616  | 2,958,949   | 6.75                | 56,673,534  | 4,666,811   | 8.23                |
| HAKE:                               |                |            |                     |             |             |                     |             |             |                     |
| WHITE, DRESSED:                     | 640            | 13         | 2.03                | 39,691,067  | 338,184     | 0.85                | 4,147,947   | 82,605      | 1.27                |
| LARGE, . . . . .                    | 77,379         | 4,024      | 5.20                | 5,342,399   | 299,872     | 5.61                | 5,923,610   | 364,208     | 5.98                |
| SMALL, . . . . .                    | 4,486          | 169        | 3.77                | 931,243     | 37,839      | 4.06                | 1,420,211   | 55,800      | 3.93                |
| MAL, . . . . .                      | 56,537         | 20,540     | 36.33               | 364,909     | 93,514      | 25.63               | 377,512     | 98,514      | 26.10               |
| MACKEREL, DRANN, . . . . .          | 5,247,553      | 555,763    | 10.60               | 13,171,967  | 1,019,416   | 7.74                | 33,939,911  | 2,356,753   | 6.94                |
| POLLOCK, DRANN, . . . . .           | 173,551        | 6,177      | 35.50               | 19,659,261  | 637,444     | 32.25               | 27,526,735  | 1,153,718   | 4.19                |
| OCEAN PERCH (ROSE-FISH), ROUND:     | 8,105          | 373        | 4.60                | 181,482,132 | 7,805,112   | 4.30                | 189,051,024 | 4,290       | 2.16                |
| SCUP OR PORGY, ROUND . . . . .      | 304,603        | 8,729      | 2.86                | 449,173     | 15,110      | 3.36                | 1,507,314   | 43,370      | 2.88                |
| SCORPION, DRESSED . . . . .         | 162,380        | 71,482     | 44.02               | 283,378     | 648,400     | 43.70               | 507,133     | 311,388     | 49.65               |
| WHITING, DRESSED, . . . . .         | 4,507,268      | 162,021    | 3.37                | 34,863,244  | 1,364,962   | 3.92                | 28,842,550  | 1,211,145   | 4.20                |
| WHITING, ROUND, . . . . .           | 185,968        | 10,651,405 | 21.01               | 209,064     | 209,064     | 1.96                | 13,103,778  | 264,935     | 2.02                |
| WOLFFISH, DRANN, . . . . .          | 133,133        | 15,168     | 11.39               | 1,178,985   | 848,292     | 8.65                | 11,626,317  | 135,551     | 8.33                |
| SCALLOPS (HEATS), . . . . .         | 1,327,003      | 499,200    | 37.62               | 13,178,985  | 4,848,292   | 36.81               | 11,626,317  | 135,551     | 8.33                |
| OTHER FOR FOOD, . . . . .           | 3,912,851      | 171,722    | 4.39                | 13,836,555  | 420,121     | 3.04                | 6,969,986   | 52,440      | 7.42                |
| OTHER $\frac{1}{2}$ , . . . . .     | 2,233,548      | 18,954     | 0.85                | 19,606,704  | 204,309     | 1.03                | 12,587,801  | 569,099     | 4.54                |
| TOTAL, AS LANDED . . . . .          | 35,751,206     | 2,460,500  | 6.88                | 564,825,638 | 34,775,046  | 6.16                | 573,119,518 | 42,522,838  | 7.42                |
| TOTAL IN 1949, AS LANDED, . . . . . | 44,454,469     | 3,332,896  | 7.50                | -           | -           | -                   | 573,119,518 | 42,522,838  | 7.42                |

$\frac{1}{2}$  NEARLY THE ENTIRE CATCH OF RED HAKE LANDED AT NEW BEDFORD WAS USED FOR ANIMAL FOOD OR MANUFACTURE INTO MEAL AND OIL. . . . . AT TIMES SOME TRASH

$\frac{1}{2}$  INCLUDES FISH USED FOR REDUCTION AND ANIMAL FOOD.

NOTE: --- THE WEIGHTS OF FRESH FISH GIVEN IN THESE STATISTICS REPRESENT THE FISH AS LANDED, AND THE VALUES ARE THOSE RECEIVED BY THE FISHERMEN. LARGE COD ARE CLASSIFIED AS SCROD, 2-1/2 TO 10 POUNDS; AND SCROD COD, 1 TO 2-1/2 POUNDS. LARGE HADDOCK ARE THOSE WEIGHING OVER 2-1/2 POUNDS; AND SCROD HADDOCK, 1 TO 2-1/2 POUNDS. LARGE MACKEREL ARE THOSE WEIGHING OVER 6 POUNDS, AND SMALL HAKE, UNDER 6 POUNDS. THE FOLLOWING TERMS INDICATE THE CONDITION IN WHICH LANDED: "ROUND" AS CAUGHT; "DRESSED" AS LANDED; "DRESSED AND HEADED," EVISCERATED AND HEADED. IN ADDITION TO THE LANDINGS IN THE ABOVE TABLES, 2,102,400 POUNDS OF FISH LIVERS, VALUED AT \$173,759 TO THE FISHERMEN, AND 87,420 POUNDS OF SPANN, VALUED AT \$6,937, WERE LANDED AT THESE PORTS.



LANDINGS AT CERTAIN MASSACHUSETTS PORTS

LANDINGS AT BOSTON, 1949

| SPECIES                           | JANUARY    |                     | FEBRUARY   |                     | MARCH      |                     | APRIL      |                     | MAY        |                     |
|-----------------------------------|------------|---------------------|------------|---------------------|------------|---------------------|------------|---------------------|------------|---------------------|
|                                   | POUNDS     | AV. PRICE PER POUND | POUNDS     | AV. PRICE PER POUND | POUNDS     | AV. PRICE PER POUND | POUNDS     | AV. PRICE PER POUND | POUNDS     | AV. PRICE PER POUND |
| COD, DRAWN:                       |            |                     |            |                     |            |                     |            |                     |            |                     |
| LARGE . . . . .                   | 1,055,544  | 10.69¢              | 1,689,200  | 7.43¢               | 3,511,528  | 7.01¢               | 2,318,775  | 5.81¢               | 1,156,749  | 6.12¢               |
| MARKET. . . . .                   | 794,350    | 8.25                | 925,643    | 7.06                | 1,180,860  | 8.16                | 1,303,950  | 5.77                | 1,169,380  | 5.01                |
| SCROD. . . . .                    | 18,225     | 6.25                | 123,420    | 6.71                | 73,210     | 6.34                | 12,785     | 4.47                | 48,750     | 3.63                |
| FLOUNDER, WING . . . . .          | 76,660     | 8.46                | 93,339     | 6.91                | 67,565     | 7.88                | 67,370     | 5.02                | 73,710     | 3.62                |
| FLOWERS, ROUND:                   |            |                     |            |                     |            |                     |            |                     |            |                     |
| GRAY SOLE. . . . .                | 164,700    | 13.15               | 78,675     | 12.56               | 284,603    | 7.84                | 74,390     | 11.37               | 160,330    | 7.48                |
| LEMON SOLE. . . . .               | 33,775     | 19.00               | 28,675     | 22.04               | 174,275    | 14.91               | 117,250    | 12.48               | 103,600    | 8.25                |
| YELLOWTAIL. . . . .               | 83,875     | 11.02               | 63,975     | 10.80               | 174,275    | 6.69                | 55,400     | 9.40                | 143,325    | 6.12                |
| BLACKBACK. . . . .                | 114,505    | 14.76               | 97,840     | 11.08               | 166,755    | 11.11               | 55,995     | 9.93                | 143,325    | 6.85                |
| DAB. . . . .                      | 69,370     | 10.33               | 43,765     | 8.39                | 97,055     | 6.84                | 160,915    | 6.86                | 289,985    | 4.79                |
| Haddock, DRAWN:                   |            |                     |            |                     |            |                     |            |                     |            |                     |
| LARGE. . . . .                    | 3,914,040  | 11.87               | 5,306,545  | 8.71                | 6,021,110  | 9.72                | 7,493,075  | 6.91                | 6,547,875  | 6.76                |
| SMALL. . . . .                    | 2,001,480  | 9.68                | 2,672,330  | 7.37                | 3,223,250  | 8.44                | 4,024,875  | 5.98                | 3,513,545  | 5.59                |
| HAKE, ROUND:                      |            |                     |            |                     |            |                     |            |                     |            |                     |
| WHITE, DRESSED: . . . . .         | 275        | 14.91               | -          | -                   | 825        | 5.82                | -          | -                   | -          | -                   |
| LARGE. . . . .                    | 295,360    | 9.92                | 128,560    | 10.68               | 157,320    | 10.78               | 90,990     | 6.90                | 142,135    | 3.77                |
| SMALL. . . . .                    | 10,291     | 23.69               | 24,372     | 25.64               | 26,818     | 27.66               | 42,950     | 26.33               | 48,644     | 21.51               |
| HALIBUT, DRAWN. . . . .           | 2,380      | 12.44               | 4,650      | 10.75               | 15,900     | 13.83               | 72,450     | 8.39                | 26,245     | 14.24               |
| POCKREL, ROUND. . . . .           | 2,787,000  | 3.52                | 1,537,120  | 3.23                | 1,358,447  | 4.20                | 1,301,605  | 2.81                | 665,445    | 3.20                |
| OCEAN BECH (ROSE-                 |            |                     |            |                     |            |                     |            |                     |            |                     |
| FISH), ROUND. . . . .             | 1,589,080  | 4.31                | 942,150    | 4.18                | 732,525    | 4.88                | 772,595    | 4.84                | 1,124,695  | 4.30                |
| SCUP OR FORGY, ROUND. . . . .     | 100        | 13.00               | -          | -                   | 11,985     | 8.00                | 54,985     | 6.02                | 1,703,680  | 4.28                |
| WHITING, DRESSED. . . . .         | 17,910     | 5.92                | 9,775      | 5.25                | 17,335     | 8.34                | 24,855     | 4.03                | 17,275     | 1.42                |
| WHITING, ROUND. . . . .           | 66,120     | 11.95               | 74,635     | 12.32               | 149,199    | 13.17               | 431,955    | 7.76                | 403,660    | 9.48                |
| WOLFFISH, DRAWN. . . . .          | 8,429      | 40.00               | 8,801      | 37.00               | 70         | 42.86               | 18,544     | 37.48               | 18,720     | 34.63               |
| SCLOPS (PEARS). . . . .           | 3,105      | 2.67                | 475        | 6.74                | 5,635      | 9.96                | 5,890      | 4.89                | 7,075      | 5.77                |
| OTHER FOR FOOD. . . . .           |            |                     |            |                     |            |                     |            |                     |            |                     |
| TOTAL, AS LANDED. . . . .         | 13,216,976 | 8.55                | 13,682,700 | 7.41                | 17,388,202 | 8.22                | 18,751,939 | 6.28                | 17,752,193 | 5.92                |
| TOTAL IN 1948, AS LANDED. . . . . | 10,455,298 | 10.68               | 13,141,915 | 10.37               | 22,029,668 | 7.42                | 20,279,371 | 7.15                | 18,027,724 | 7.12                |

(CONTINUED ON NEXT PAGE)

## LANDINGS AT CERTAIN MASSACHUSETTS PORTS

LANDINGS AT BOSTON, 1949 - Continued

| SPECIES                                  | JUNE       |                     | JULY       |                     | AUGUST     |                     | SEPTEMBER  |                     | OCTOBER    |                     |
|--|------------|---------------------|------------|---------------------|------------|---------------------|------------|---------------------|------------|---------------------|
|  | POUNDS     | AV. PRICE PER POUND | POUNDS     | AV. PRICE PER POUND | POUNDS     | AV. PRICE PER POUND | POUNDS     | AV. PRICE PER POUND | POUNDS     | AV. PRICE PER POUND |
| COD, DRAWN:                              |            |                     |            |                     |            |                     |            |                     |            |                     |
| LARGE . . . . .                          | 754,755    | 7.51¢               | 345,120    | 9.38¢               | 418,380    | 10.69¢              | 396,154    | 12.32¢              | 571,420    | 11.84¢              |
| MARKET . . . . .                         | 1,805,215  | 4.82                | 1,211,795  | 5.12                | 1,500,805  | 5.98                | 1,390,855  | 7.53                | 1,457,535  | 7.65                |
| SCROD . . . . .                          | 90,510     | 3.47                | 54,530     | 3.55                | 95,080     | 4.94                | 163,585    | 6.13                | 210,210    | 6.14                |
| CUSK, DRAWN . . . . .                    | 109,475    | 3.10                | 93,850     | 3.04                | 157,450    | 3.46                | 145,090    | 3.49                | 106,885    | 4.91                |
| FISH, DRESSED, ROUND:                    |            |                     |            |                     |            |                     |            |                     |            |                     |
| GRAN, SOLE . . . . .                     | 74,029     | 10.00               | 79,525     | 11.01               | 59,560     | 12.06               | 98,265     | 11.16               | 74,465     | 13.22               |
| LEMON, SOLE . . . . .                    | 350,165    | 9.05                | 51,640     | 18.44               | 146,355    | 14.37               | 187,680    | 12.48               | 108,155    | 15.22               |
| YELLOWTAIL . . . . .                     | 162,515    | 6.00                | 62,440     | 6.93                | 122,755    | 6.48                | 47,850     | 7.71                | 76,275     | 8.28                |
| BLACKBACK . . . . .                      | 191,610    | 7.53                | 35,920     | 12.37               | 84,615     | 11.17               | 435,855    | 8.90                | 224,455    | 10.05               |
| DAB . . . . .                            | 164,060    | 5.78                | 94,790     | 4.68                | 78,360     | 6.89                | 97,500     | 7.06                | 89,735     | 7.88                |
| HADDOCK, DRAWN:                          |            |                     |            |                     |            |                     |            |                     |            |                     |
| LARGE . . . . .                          | 4,334,414  | 7.05                | 2,600,985  | 8.32                | 4,367,795  | 7.74                | 4,245,315  | 9.24                | 2,787,040  | 11.56               |
| MARKET . . . . .                         | 4,264,765  | 5.16                | 2,587,885  | 5.21                | 4,989,005  | 6.12                | 4,553,730  | 7.38                | 2,780,500  | 8.55                |
| HAKE, DRAWN:                             |            |                     |            |                     |            |                     |            |                     |            |                     |
| RED, ROUND . . . . .                     | -          | -                   | -          | -                   | -          | -                   | -          | -                   | 500        | 2.00                |
| WHITE, DRESSED:                          |            |                     |            |                     |            |                     |            |                     |            |                     |
| LARGE . . . . .                          | 225,680    | 4.77                | 251,580    | 3.87                | 317,535    | 4.71                | 548,745    | 5.95                | 465,770    | 7.09                |
| SMALL . . . . .                          | 1,190      | 4.62                | 1,515      | 4.03                | 1,550      | 6.00                | 1,180      | 5.00                | 4,445      | 7.51                |
| HALIBUT, DRAWN . . . . .                 | 39,295     | 18.87               | 5,359      | 21.80               | 3,638      | 27.93               | 1,928      | 35.50               | 4,961      | 30.04               |
| HACKEREL, ROUND . . . . .                | 112,450    | 7.44                | 1,350      | 8.41                | 25,900     | 12.03               | 36,165     | 14.27               | 68,490     | 17.06               |
| POLLOCK, DRAWN . . . . .                 | 371,335    | 4.34                | 343,395    | 2.98                | 483,111    | 3.41                | 356,345    | 5.40                | 966,825    | 4.96                |
| OCEAN PERCH (ROSE-FISH), ROUND . . . . . | 1,125,980  | 3.41                | 736,440    | 3.36                | 1,493,235  | 3.57                | 1,536,430  | 3.87                | 1,195,565  | 4.49                |
| SWORDFISH, DRESSED . . . . .             | 21,084     | 59.14               | 99,266     | 42.41               | 93,507     | 41.75               | 53,167     | 46.87               | 46,877     | 46.87               |
| WHITING, DRESSED . . . . .               | 2,924,311  | 4.00                | 2,145,415  | 4.00                | 2,326,917  | 4.00                | 2,426,284  | 4.00                | 1,327,698  | 4.00                |
| WHITING, ROUND . . . . .                 | 1,600      | 1.44                | 25         | -                   | -          | -                   | -          | -                   | 4,690      | 3.05                |
| WOLFISH, DRAWN . . . . .                 | 128,945    | 8.63                | 19,885     | 7.30                | 11,585     | 8.46                | 6,785      | 8.03                | 10,835     | 98.51               |
| SCALLOPS (HEATS) . . . . .               | -          | -                   | -          | -                   | 3,235      | 5.19                | -          | -                   | 17,977     | 7.05                |
| OTHER FOR FOOD . . . . .                 | 22,520     | 3.57                | 7,060      | 6.00                | 8,278      | 5.19                | 31,480     | 6.71                | 17,977     | 7.05                |
| TOTAL, AS LANDED . . . . .               | 17,236,073 | 5.62                | 10,829,765 | 6.10                | 16,794,266 | 6.34                | 16,420,238 | 7.32                | 12,534,295 | 8.21                |
| TOTAL IN 1949, AS LANDED . . . . .       | 21,102,782 | 6.92                | 18,821,807 | 7.17                | 17,443,207 | 8.39                | 15,942,485 | 9.53                | 14,173,606 | 9.51                |

(CONTINUED ON NEXT PAGE)

LANDINGS AT CERTAIN MASSACHUSETTS PORTS

LANDINGS AT BOSTON, 1949 - Continued

| SPECIES                        | NOVEMBER   |                     | DECEMBER   |                     | TOTAL, 1949 |                     | TOTAL, 1948 |                     |
|--------------------------------|------------|---------------------|------------|---------------------|-------------|---------------------|-------------|---------------------|
|                                | POUNDS     | AV. PRICE PER POUND | POUNDS     | AV. PRICE PER POUND | POUNDS      | AV. PRICE PER POUND | POUNDS      | AV. PRICE PER POUND |
| COD, DRANN:                    |            |                     |            |                     |             |                     |             |                     |
| LARGE                          | 448,239    | 10.51¢              | 405,696    | 9.46¢               | 13,071,560  | 7.85¢               | 16,418,789  | 8.05¢               |
| MARKET                         | 1,035,550  | 6.20                | 745,285    | 6.20                | 14,336,423  | 6.41                | 16,835,939  | 7.47                |
| SCROD                          | 167,820    | 5.16                | 70,535     | 4.26                | 1,236,765   | 5.46                | 1,455,590   | 7.03                |
| CLAWN                          | 96,205     | 4.62                | 108,055    | 5.68                | 1,197,454   | 4.78                | 1,076,929   | 5.80                |
| FLOUNDERS, ROUND:              |            |                     |            |                     |             |                     |             |                     |
| GENON                          | 122,015    | 10.07               | 133,376    | 12.50               | 1,403,032   | 10.50               | 906,687     | 11.82               |
| YELLOW TAIL                    | 59,075     | 17.17               | 32,795     | 15.22               | 1,562,090   | 12.40               | 2,059,315   | 13.87               |
| LENNOK                         | 313,595    | 5.02                | 100,920    | 7.43                | 1,701,675   | 6.80                | 3,259,490   | 6.68                |
| BLACKBACK                      | 320,435    | 8.08                | 199,032    | 8.14                | 2,031,894   | 9.33                | 1,711,995   | 11.17               |
| DAB                            | 118,510    | 6.60                | 104,510    | 8.86                | 1,408,555   | 6.59                | 1,129,475   | 8.73                |
| FLUKE                          |            |                     |            |                     |             |                     | 100         | 19.00               |
| Haddock, DRANN:                |            |                     |            |                     |             |                     |             |                     |
| LARGE                          | 2,565,865  | 11.25               | 2,662,939  | 12.14               | 52,847,974  | 8.82                | 59,129,574  | 9.96                |
| SCROD                          | 1,753,505  | 8.38                | 1,193,875  | 9.04                | 37,297,745  | 6.90                | 47,117,863  | 8.43                |
| Haddock, ROUND, SCROD          |            |                     |            |                     |             |                     | 1,000       | 12.00               |
| HAKE, ROUND                    |            |                     |            |                     |             |                     |             |                     |
| RED, ROUND                     |            |                     |            |                     | 1,600       | 6.19                | 6,525       | 6.62                |
| WHITE, DRESSED:                |            |                     |            |                     |             |                     |             |                     |
| LARGE                          | 361,470    | 5.46                | 259,505    | 7.82                | 3,244,830   | 6.56                | 3,446,565   | 7.12                |
| SMALL                          | 3,100      | 5.45                | 45,600     | 7.30                | 8,945       | 6.89                | 8,945       | 6.89                |
| HALIBUT, DRANN                 | 6,641      | 20.26               | 4,367      | 23.04               | 219,394     | 23.73               | 248,226     | 23.96               |
| HACKEREL, ROUND                | 229,100    | 11.05               | 85,045     | 11.11               | 709,365     | 11.43               | 3,472,967   | 7.39                |
| POLOCK, ROUND                  | 1,246,495  | 3.48                | 1,680,975  | 2.91                | 13,117,920  | 2.83                | 17,693,890  | 4.43                |
| OCEAN PERCH (ROSE-FISH), ROUND | 434,135    | 4.64                | 570,125    | 4.24                | 12,112,955  | 4.11                | 11,383,271  | 4.37                |
| SCUP OR PORGY, ROUND           |            |                     |            |                     | 11,935      | 8.04                |             |                     |
| SWORFISH, DRESSED              |            |                     |            |                     | 267,024     | 44.39               | 303,107     | 50.46               |
| WHITING, DRESSED               | 280        | 2.50                | 2,205      | 4.35                | 12,958,715  | 4.06                | 11,373,121  | 4.40                |
| WHITING, ROUND                 | 8,600      | 6.82                | 1,450      | 6.82                | 35,005      | 3.46                | 54,685      | 3.25                |
| WHITING (HEATS)                | 14,048     | 6.00                | 1,450      | 6.82                | 1,330,000   | 36.51               | 1,860,000   | 34.53               |
| SCALLOPS (HEATS)               | 47,772     | 39.83               | 7,192      | 36.00               | 124,634     | 36.51               | 250,252     | 54.53               |
| OTHER FOR FOOD                 | 9,622      | 4.60                | 5,880      | 4.66                | 1/ 124,997  | 5.70                | 330,998     | 3.61                |
| TOTAL, AS LANDED               | 9,332,697  | 8.17                | 8,531,046  | 8.14                | 172,470,390 | 7.07                | 199,980,363 | 8.09                |
| TOTAL IN 1948, AS LANDED       | 16,840,913 | 7.41                | 11,721,587 | 8.05                |             |                     | 199,980,363 | 8.09                |

1/ THE ITEMS UNDER "OTHER FOR FOOD" INCLUDE ANGLERFISH, 495 POUNDS, VALUED AT \$141; BUTTERFISH, 26,464 POUNDS, VALUED AT \$2,761; CONGER EELS, 650 POUNDS, VALUED AT \$15; SEA HERRING, 17,325 POUNDS, VALUED AT \$346; RAJAFISH, 24,130 POUNDS, VALUED AT \$656; SEA BASS, 1,875 POUNDS, VALUED AT \$251; SHAD, 150 POUNDS, VALUED AT \$12; SHARKS, 16,213 POUNDS, VALUED AT \$1,093; STURGEON, 1,110 POUNDS, VALUED AT \$146; TAUTOG, 60 POUNDS, VALUED AT \$3; BLUEFIN TUNA, 1,960 POUNDS, VALUED AT \$235; MIXED, 32,320 POUNDS, VALUED AT \$1,469; PERIWINKLES, 150 POUNDS, VALUED AT \$9; AND SQUID, 2,075 POUNDS, VALUED AT \$118.

NOTE:--LANDINGS NOT INCLUDED IN THE ABOVE TABLE CONSISTED OF LIVERS, 422,462 POUNDS, VALUED AT \$30,799, AND SPINN, 2,453 POUNDS, VALUED AT \$457.

## LANDINGS AT CERTAIN MASSACHUSETTS PORTS

## LANDINGS AT GLOUCESTER, 1949

| SPECIES                                  | JANUARY   |                     | FEBRUARY  |                     | MARCH      |                     | APRIL      |                     | MAY        |                     |
|--|-----------|---------------------|-----------|---------------------|------------|---------------------|------------|---------------------|------------|---------------------|
|  | POUNDS    | AV. PRICE PER POUND | POUNDS    | AV. PRICE PER POUND | POUNDS     | AV. PRICE PER POUND | POUNDS     | AV. PRICE PER POUND | POUNDS     | AV. PRICE PER POUND |
| COD, DRAWN:                              |           |                     |           |                     |            |                     |            |                     |            |                     |
| LARGE                                    | 134,885   | 6.57¢               | 269,810   | 5.39¢               | 411,105    | 6.05¢               | 636,280    | 5.07¢               | 960,950    | 5.02¢               |
| MARKET                                   | 91,390    | 6.79                | 196,741   | 5.49                | 448,263    | 5.54                | 361,548    | 4.44                | 198,823    | 3.84                |
| SCROD                                    | 7,905     | 4.90                | 5,118     | 4.77                | 149,549    | 6.11                | 60,210     | 3.74                | 22,185     | 3.51                |
| CUSH, DRAWN                              | 22,505    | 4.88                | 34,965    | 4.74                | 43,615     | 4.82                | 100,070    | 3.69                | 76,266     | 2.77                |
| FLOUNDERS, ROUND:                        |           |                     |           |                     |            |                     |            |                     |            |                     |
| GRAY SOLE                                | 115,095   | 7.91                | 223,460   | 8.17                | 3,607,450  | 5.68                | 424,691    | 6.91                | 284,034    | 4.92                |
| SOLE                                     |           |                     |           |                     |            |                     |            |                     |            |                     |
| YELLOWTAIL                               | 120,216   | 10.29               | 66,866    | 10.51               | 60,891     | 9.02                | 78,645     | 7.70                | 34,045     | 5.51                |
| BLACKBACK                                | 31,685    | 10.63               | 34,796    | 9.34                | 32,507     | 9.04                | 25,479     | 7.19                | 12,848     | 3.93                |
| DAB                                      | 47,351    | 6.84                | 95,981    | 6.30                | 174,185    | 5.25                | 209,435    | 5.00                | 199,226    | 3.64                |
| Haddock, DRAWN:                          |           |                     |           |                     |            |                     |            |                     |            |                     |
| LARGE                                    | 92,230    | 9.21                | 550,712   | 7.86                | 668,095    | 8.20                | 1,027,676  | 5.86                | 418,269    | 5.46                |
| SCROD                                    | 46,245    | 7.20                | 136,860   | 6.41                | 228,989    | 6.71                | 306,410    | 5.10                | 135,175    | 4.86                |
| HARE:                                    |           |                     |           |                     |            |                     |            |                     |            |                     |
| ROUND                                    | 975       | 2.46                | -         | -                   | 1,115      | 2.24                | 3,760      | 2.26                | 555        | 1.98                |
| WHITE, DRESSED:                          |           |                     |           |                     |            |                     |            |                     |            |                     |
| LARGE                                    | 76,577    | 5.21                | 111,005   | 6.88                | 73,937     | 6.01                | 185,900    | 2.64                | 132,821    | 2.35                |
| SMALL                                    | 65,555    | 5.63                | 62,945    | 6.84                | 77,071     | 7.27                | 46,180     | 3.27                | 52,120     | 2.32                |
| HALIBUT, DRAWN                           | 1,584     | 32.95               | 875       | 32.68               | 2,345      | 28.27               | 21,215     | 25.06               | 9,942      | 24.74               |
| HACKEREL, ROUND                          |           |                     |           |                     |            |                     |            |                     |            |                     |
| POLLOCK, DRAWN                           | 122,105   | 3.20                | 147,262   | 2.97                | 321,393    | 3.40                | 746,400    | 2.33                | 1,212,965  | 4.75                |
| OCEAN PERCH, (ROSE-<br>FINNED), DRESSED: |           |                     |           |                     |            |                     |            |                     |            |                     |
| LARGE                                    | 6,660,167 | 4.34                | 7,595,108 | 4.33                | 8,611,969  | 5.34                | 12,732,717 | 5.09                | 21,670,388 | 4.40                |
| SMALL                                    | 19,664    | 5.48                | 15,562    | 5.91                | 2,952      | 5.96                | 66,039     | 4.83                | 1,619,425  | 3.60                |
| WHITING, DRAWN                           | 29,490    | 3.83                | 40,518    | 4.62                | 40,650     | 5.16                | 50,247     | 3.84                | 61,771     | 2.10                |
| WOLFFISH, DRAWN                          | 5,085     | 5.70                | 5,396     | 8.19                | 19,841     | 9.38                | 40,939     | 5.57                | 17,618     | 5.05                |
| SCALLOPS (HEATS)                         |           |                     |           |                     |            |                     |            |                     |            |                     |
| OTHER FOR FOOD                           | 58,790    | 3.86                | 150,065   | 4.01                | 64,950     | 4.56                | 222,424    | 3.58                | 326,642    | 2.51                |
| OTHER                                    |           |                     |           |                     |            |                     |            |                     |            |                     |
| TOTAL, AS LANDED                         | 7,749,499 | 4.68                | 9,744,045 | 4.81                | 15,041,022 | 5.39                | 17,336,265 | 5.02                | 27,843,400 | 4.33                |
| TOTAL IN 1949,<br>AS LANDED              | 4,852,972 | 6.98                | 9,701,663 | 6.05                | 16,486,203 | 4.95                | 17,915,185 | 4.30                | 30,026,928 | 3.95                |

SEE FOOTNOTES AT END OF TABLE (CONTINUED ON NEXT PAGE)

LANDINGS AT CERTAIN MASSACHUSETTS PORTS

NEW ENGLAND FISHERIES

LANDINGS AT GLOUCESTER, 1949 - Continued

| SPECIES                               | JUNE       |                     | JULY       |                     | AUGUST     |                     | SEPTEMBER  |                     | OCTOBER    |                     |
|---------------------------------------|------------|---------------------|------------|---------------------|------------|---------------------|------------|---------------------|------------|---------------------|
|                                       | POUNDS     | AV. PRICE PER POUND | POUNDS     | AV. PRICE PER POUND | POUNDS     | AV. PRICE PER POUND | POUNDS     | AV. PRICE PER POUND | POUNDS     | AV. PRICE PER POUND |
| COD, DRAINED:                         |            |                     |            |                     |            |                     |            |                     |            |                     |
| LARGE . . . . .                       | 493,643    | 6.18¢               | 277,254    | 6.88¢               | 181,395    | 7.13¢               | 160,047    | 7.76¢               | 244,359    | 8.38¢               |
| MARKET . . . . .                      | 177,138    | 3.57                | 207,861    | 3.95                | 95,140     | 4.44                | 92,038     | 4.44                | 176,358    | 5.93                |
| SCROD . . . . .                       | 5,755      | 3.37                | 5,390      | 3.02                | 5,140      | 3.72                | 320        | 2.81                | 7,370      | 4.45                |
| CUSK, DRAINED . . . . .               | 59,005     | 2.48                | 113,035    | 2.60                | 84,802     | 2.62                | 86,175     | 2.74                | 70,235     | 2.87                |
| FLOUNDERS, ROUND:                     |            |                     |            |                     |            |                     |            |                     |            |                     |
| GRAY SOLE . . . . .                   | 99,625     | 4.39                | 83,915     | 5.13                | 113,275    | 5.42                | 133,364    | 5.95                | 151,661    | 5.88                |
| LEMON SOLE . . . . .                  | 50,665     | 7.10                | 33,095     | 8.04                | 1,520      | 6.58                | 14,690     | 11.76               | 18,517     | 6.52                |
| BELLFAYL . . . . .                    | 3,160      | 5.51                | 5,365      | 5.11                | 4,415      | 4.42                | 3,415      | 6.59                | 2,876      | 7.34                |
| DAB . . . . .                         | 79,302     | 3.49                | 120,728    | 3.71                | 101,948    | 3.87                | 87,774     | 4.18                | 86,930     | 4.80                |
| Haddock, DRAINED:                     |            |                     |            |                     |            |                     |            |                     |            |                     |
| LARGE . . . . .                       | 667,739    | 5.22                | 1,079,724  | 6.03                | 686,910    | 5.89                | 556,328    | 7.07                | 428,983    | 9.12                |
| SCROD . . . . .                       | 73,695     | 4.24                | 492,190    | 4.00                | 102,630    | 4.37                | 75,175     | 5.04                | 83,005     | 6.04                |
| HAKE:                                 |            |                     |            |                     |            |                     |            |                     |            |                     |
| RED, ROUND . . . . .                  | -          | -                   | -          | -                   | 11,360     | 2.38                | 200        | 2.00                | -          | -                   |
| WHITE, DRESSED:                       |            |                     |            |                     |            |                     |            |                     |            |                     |
| SMALL . . . . .                       | 119,525    | 2.54                | 228,670    | 3.55                | 172,679    | 3.31                | 237,841    | 4.65                | 237,235    | 5.20                |
| MEDIUM . . . . .                      | 57,791     | 2.44                | 91,187     | 2.20                | 73,585     | 2.30                | 68,205     | 2.62                | 155,785    | 4.59                |
| LARGE . . . . .                       | 2,645      | 19.28               | 2,576      | 22.48               | 4,027      | 24.51               | 5,197      | 22.24               | 6,303      | 24.18               |
| HALIBUT, DRAINED . . . . .            | 2,239,167  | 4.66                | 1,556,231  | 4.47                | 619,311    | 4.20                | 230,567    | 3.50                | 10,295     | 9.62                |
| MACKEREL, ROUND . . . . .             | 398,851    | 2.19                | 293,197    | 2.62                | 394,703    | 2.53                | 365,210    | 3.34                | 509,865    | 3.33                |
| POLLOCK, DRAINED . . . . .            | -          | -                   | 7,688      | 1.30                | 12,940     | 1.04                | 21,075     | 1.00                | -          | -                   |
| OCEAN PERCH (ROSE-<br>SHAW) ROUNDED:  | 21,126,995 | 3.65                | 20,103,758 | 3.72                | 20,149,653 | 3.80                | 15,647,937 | 4.16                | 14,053,790 | 4.84                |
| SMALL . . . . .                       | 33,881     | 36.41               | 33,881     | 36.41               | 30,475     | 39.29               | 5,790      | 51.00               | -          | -                   |
| LARGE . . . . .                       | 1,236,199  | 3.67                | 2,173,943  | 4.00                | 3,833,180  | 4.00                | 4,628,995  | 4.00                | 2,886,906  | 4.00                |
| WHITING, DRESSED:                     | 85,625     | 1.40                | 255,865    | 1.50                | 693,711    | 1.51                | 590,098    | 1.61                | 413,472    | 1.56                |
| SMALL . . . . .                       | 8,040      | 5.14                | 20,301     | 4.69                | 4,632      | 3.95                | 9,070      | 4.00                | 6,797      | 3.71                |
| WOLFFISH, DRAINED . . . . .           | -          | -                   | -          | -                   | -          | -                   | -          | -                   | 914        | 40.04               |
| SCALLOPS (HEATS) . . . . .            | 486,161    | 2.42                | 963,043    | 2.72                | 1,089,595  | 4.33                | 2,262,664  | 1.66                | 872,158    | 1.94                |
| OTHER FOR FOOD . . . . .              | 176,110    | 0.94                | 1,173,673  | 0.99                | 5,173,104  | 1.19                | 2,798,950  | 1.11                | 2,841,669  | 0.94                |
| OTHER 2/2 . . . . .                   | -          | -                   | -          | -                   | -          | -                   | -          | -                   | -          | -                   |
| TOTAL, AS LANDED . . . . .            | 27,646,856 | 3.76                | 29,328,078 | 3.77                | 33,634,365 | 3.47                | 28,037,360 | 3.71                | 23,365,053 | 4.19                |
| TOTAL IN 1948,<br>AS LANDED . . . . . | 28,038,433 | 4.16                | 31,706,284 | 3.98                | 33,661,744 | 4.16                | 24,797,953 | 5.08                | 22,909,727 | 4.90                |

(CONTINUED ON NEXT PAGE)

SEE FOOTNOTES AT END OF TABLE

## LANDINGS AT CERTAIN MASSACHUSETTS PORTS

LANDINGS AT GLOUCESTER, 1949 - Continued

| SPECIES                                  | NOVEMBER   |                     | DECEMBER   |                     | TOTAL, 1949 |                     | TOTAL, 1948 |                     |
|--|------------|---------------------|------------|---------------------|-------------|---------------------|-------------|---------------------|
|  | POUNDS     | AV. PRICE PER POUND | POUNDS     | AV. PRICE PER POUND | POUNDS      | AV. PRICE PER POUND | POUNDS      | AV. PRICE PER POUND |
| COO, DRAIN:                              |            |                     |            |                     |             |                     |             |                     |
| LARGE . . . . .                          | 221,475    | 8.11¢               | 205,860    | 6.20¢               | 4,196,783   | 6.07¢               | 5,528,419   | 5.99¢               |
| MARKET . . . . .                         | 239,910    | 5.14                | 167,008    | 5.19                | 2,452,218   | 4.93                | 2,090,553   | 5.73                |
| SMALL . . . . .                          | 36,715     | 3.6                 | 35,730     | 3.41                | 327,462     | 4.80                | 77,965      | 5.02                |
| CUSH DRAIN . . . . .                     | 401,915    | 2.63                | 39,910     | 2.82                | 777,498     | 3.10                | 793,568     | 4.25                |
| FLOUNDERS, ROUND:                        |            |                     |            |                     |             |                     |             |                     |
| GRAY SOLE . . . . .                      | 151,345    | 5.25                | 126,010    | 5.68                | 5,493,925   | 5.85                | 1,103,416   | 6.43                |
| LEMON SOLE . . . . .                     | 36,310     | 5.16                | 51,900     | 6.47                | 4,985       | 6.30                | 6,630       | 7.06                |
| YELLOWTAIL . . . . .                     | 17,083     | 4.99                | 36,060     | 5.40                | 567,360     | 8.21                | 635,323     | 8.11                |
| BLACKBACK . . . . .                      | 110,602    | 4.34                | 53,765     | 4.29                | 209,689     | 7.56                | 146,118     | 10.29               |
| DIB . . . . .                            | —          | —                   | 185        | 9.73                | 1,367,227   | 4.56                | 846,056     | 5.48                |
| Haddock, DRANN:                          |            |                     |            |                     |             |                     |             |                     |
| LARGE . . . . .                          | 331,770    | 8.60                | 211,575    | 8.42                | 6,719,631   | 6.77                | 7,537,028   | 7.66                |
| SCROD . . . . .                          | 76,715     | 5.32                | 39,085     | 5.31                | 1,796,174   | 5.12                | 3,624,686   | 6.30                |
| HAKE:                                    |            |                     |            |                     |             |                     |             |                     |
| RED, ROUND . . . . .                     | —          | —                   | —          | —                   | 17,985      | 2.34                | 76,096      | 2.20                |
| WHITE, DRESSED:                          |            |                     |            |                     |             |                     |             |                     |
| LARGE . . . . .                          | 213,935    | 4.28                | 78,670     | 5.57                | 1,868,995   | 4.17                | 1,914,666   | 4.33                |
| MEDIUM . . . . .                         | 60,833     | 2.25                | 43,165     | 3.46                | 880,667     | 3.90                | 1,332,101   | 4.04                |
| SMALL . . . . .                          | 892,023    | 8.17                | 115,585    | 2.68                | 2,796,902   | 2.71                | 2,872,500   | 2.83                |
| MACKEREL, ROUND . . . . .                | 1,137,330  | 2.28                | 1,235,475  | 2.17                | 6,876,144   | 5.27                | 19,888,200  | 5.22                |
| POLLOCK, ROUND . . . . .                 | —          | —                   | 27,815     | 2.53                | 6,077,297   | 2.53                | 9,012,727   | 3.61                |
| O-EAN PERCH (ROSE-FISH), ROUND . . . . . | 11,899,109 | 4.92                | 9,039,351  | 5.04                | 69,518      | 1.36                | 192,185     | 2.14                |
| SMORFISH, DRESSED . . . . .              | 582,176    | 3.98                | 7,950      | 3.99                | 169,280,942 | 38.43               | 176,800,876 | 4.19                |
| SMORFISH, FRESH . . . . .                | 21,775     | 2.11                | 86,240     | 2.00                | 70,146      | 38.43               | 42,241      | 51.30               |
| WHITING, ROUND . . . . .                 | 6,240      | 4.71                | 4,460      | 4.64                | 17,506,902  | 3.99                | 12,866,968  | 4.33                |
| WOLFFISH, DRANN . . . . .                | —          | —                   | —          | —                   | 148,609     | 5.68                | 177,867     | 5.36                |
| SCALLOPS (HEATS) . . . . .               | 586,948    | 1.43                | 438,340    | 1.53                | 20,103      | 33.37               | 66,132      | 50.69               |
| OTHER FOR FOOD . . . . .                 | 1,637,850  | 0.96                | 799,670    | 0.95                | 17,620,200  | 2.41                | 5,497,083   | 3.52                |
| OTHER $\frac{1}{2}$ . . . . .            | —          | —                   | —          | —                   | 14,566,625  | 1.07                | —           | —                   |
| TOTAL, AS LANDED . . . . .               | 19,326,229 | 4.50                | 12,958,276 | 4.49                | 250,910,468 | 4.17                | 251,113,164 | 4.47                |
| TOTAL IN 1948 . . . . .                  |            |                     |            |                     |             |                     |             |                     |
| AS LANDED . . . . .                      | 19,903,593 | 4.23                | 11,112,479 | 4.33                | —           | —                   | 251,113,164 | 4.47                |

$\frac{1}{2}$  THE ITEMS UNDER "OTHER FOR FOOD" INCLUDE ALEMIVES, 101,516 POUNDS, VALUED AT \$1,819; BLUEFISH, 176 POUNDS, VALUED AT \$9; BUTTERFISH, 98,972 POUNDS, VALUED AT \$2,937; CREVALLE, 208 POUNDS, VALUED AT \$4; SEA HERRING, 4,234,566 POUNDS, VALUED AT \$59,934; LAUNCE, 3,100 POUNDS, VALUED AT \$82; RAJAFISH, 265 POUNDS, VALUED AT \$10; SALMON, 309 POUNDS, VALUED AT \$16; SHAD, 4,984 POUNDS, VALUED AT \$183; SHARKS, 22,546 POUNDS, VALUED AT \$980; STRIPED BASS, 1,025 POUNDS, VALUED AT \$154; STURGEON, 256 POUNDS, VALUED AT \$45; BLUEFIN TUNA, 574,491 POUNDS, VALUED AT \$43,203; MIXED, 2,352,653 POUNDS, VALUED AT \$70,428; AND SQUID, 255,133 POUNDS, VALUED AT \$4,021.

$\frac{2}{2}$  INCLUDED FISH FOR REDUCTION OR ANIMAL FOOD. DATA NOT AVAILABLE BY SPECIES.

NOTE:—LANDINGS NOT INCLUDED IN THE ABOVE TABLE CONSISTED OF LIVERS, 1,673,571 POUNDS, VALUED AT \$140,290, AND SPANN, 75,805 POUNDS, VALUED AT \$5,516.

LANDINGS AT CERTAIN MASSACHUSETTS PORTS

LANDINGS AT NEW BEDFORD, 1949

| SPECIES                            | JANUARY   |                     | FEBRUARY  |                     | MARCH     |                     | APRIL     |                     | MAY        |                     |
|------------------------------------|-----------|---------------------|-----------|---------------------|-----------|---------------------|-----------|---------------------|------------|---------------------|
|                                    | POUNDS    | AV. PRICE PER POUND | POUNDS    | AV. PRICE PER POUND | POUNDS    | AV. PRICE PER POUND | POUNDS    | AV. PRICE PER POUND | POUNDS     | AV. PRICE PER POUND |
| COD, DRAWN:                        |           |                     |           |                     |           |                     |           |                     |            |                     |
| LARGE . . . . .                    | 31,005    | 10.62#              | 120,755   | 5.70#               | 172,005   | 8.12#               | 180,045   | 4.39#               | 52,640     | 4.11#               |
| MARKET . . . . .                   | 169,245   | 10.89               | 72,670    | 8.84                | 148,545   | 9.40                | 339,935   | 6.22                | 274,465    | 5.49                |
| SCOD . . . . .                     | 53,130    | 9.37                | 31,275    | 7.76                | 174,685   | 7.36                | 83,130    | 4.55                | 55,910     | 5.49                |
| CUSK, DRAWN . . . . .              | 560       | 5.00                | 785       | 3.18                | 720       | 5.69                | 60        | —                   | 60         | 3.33                |
| FLOUNDER, ROUND:                   |           |                     |           |                     |           |                     |           |                     |            |                     |
| BLACK . . . . .                    | 8,450     | 9.72                | 49,525    | 11.14               | 173,390   | 8.23                | 8,220     | 7.72                | 21,630     | 7.53                |
| LEMON SOLE . . . . .               | 220,295   | 21.95               | 77,640    | 22.42               | 170,570   | 17.26               | 260,970   | 14.34               | 453,205    | 10.14               |
| YELLOWTAIL . . . . .               | 1,264,845 | 14.16               | 1,294,388 | 13.32               | 911,915   | 13.59               | 357,550   | 11.98               | 239,410    | 9.40                |
| BLACKBACK . . . . .                | 503,540   | 18.13               | 325,220   | 17.84               | 497,165   | 12.67               | 705,136   | 11.54               | 1,931,548  | 9.26                |
| DAB . . . . .                      | 1,025     | 8.20                | 4,320     | 6.90                | 21,720    | 9.46                | 27,270    | 7.32                | 67,175     | 6.14                |
| FLUKE . . . . .                    | 199,205   | 19.17               | 269,550   | 16.60               | 191,805   | 18.88               | 206,827   | 17.83               | 57,202     | 20.46               |
| HADDOCK, DRAWN:                    |           |                     |           |                     |           |                     |           |                     |            |                     |
| LARGE . . . . .                    | 200,335   | 12.60               | 225,170   | 9.17                | 378,525   | 8.96                | 1,011,315 | 6.55                | 974,100    | 6.61                |
| HOOD . . . . .                     | 290,685   | 10.51               | 149,895   | 7.78                | 295,560   | 8.64                | 771,785   | 5.38                | 996,500    | 5.15                |
| HAKE:                              |           |                     |           |                     |           |                     |           |                     |            |                     |
| RED, ROUND 1/ . . . . .            | —         | —                   | —         | —                   | 60        | 3.33                | 2,096,195 | 0.76                | 7,362,543  | 0.77                |
| WHITE, DRESSED:                    |           |                     |           |                     |           |                     |           |                     |            |                     |
| LARGE . . . . .                    | 6,920     | 6.04                | 15,595    | 6.45                | 2,840     | 6.58                | 50,390    | 9.37                | 6,000      | 4.20                |
| SMALL . . . . .                    | 55        | 5.45                | —         | —                   | —         | —                   | —         | —                   | —          | —                   |
| HALIBUT, DRAWN . . . . .           | 839       | 32.06               | 519       | 26.78               | 3,669     | 21.70               | 8,045     | 20.42               | 10,028     | 21.82               |
| MACKEREL, ROUND . . . . .          | 160       | 11.25               | —         | —                   | 59,550    | 17.41               | 63,510    | 9.72                | 36,475     | 9.75                |
| POCAHONTAS, ROUND . . . . .        | 6,460     | 3.95                | 16,500    | 3.05                | 39,925    | 2.75                | 79,715    | 2.24                | 17,960     | 2.59                |
| OCEAN TRENCH ROSE . . . . .        | —         | —                   | —         | —                   | —         | —                   | —         | —                   | —          | —                   |
| SCUP, ROUND . . . . .              | 5,530     | 3.67                | 10,280    | 4.80                | 48,070    | 3.13                | 12,130    | —                   | —          | —                   |
| SCUP OR PORGY, ROUND . . . . .     | 5,600     | 6.39                | 555       | 5.40                | 6,960     | 3.33                | 4,900     | 7.67                | 12,440     | 2.61                |
| WHITING, DRESSED . . . . .         | 325       | 5.54                | 3,550     | 3.92                | 17,180    | 5.95                | 26,935    | 2.59                | 14,065     | 3.68                |
| WOLFFISH, DRAWN . . . . .          | 630,217   | 40.65               | 516,082   | 38.55               | 596,142   | 43.78               | 1,042,797 | 36.69               | 29,895     | 4.41                |
| SCALLOPS (MEATS) . . . . .         | 107,020   | 7.08                | 116,695   | 7.45                | 64,780    | 10.36               | 1,485,080 | —                   | 1,599,347  | 32.81               |
| OTHER FOR FOOD . . . . .           | —         | —                   | —         | —                   | —         | —                   | —         | —                   | 16,585     | 6.88                |
| TOTAL, AS LANDED . . . . .         | 3,801,506 | 18.88               | 3,303,669 | 16.85               | 3,942,161 | 16.45               | 8,813,460 | 8.73                | 13,928,183 | 6.42                |
| TOTAL IN 1948, AS LANDED . . . . . | 3,249,982 | 19.41               | 2,916,452 | 22.81               | 4,624,951 | 17.72               | 6,433,762 | 15.43               | 7,998,076  | 12.96               |

(CONTINUED ON NEXT PAGE)

SEE FOOTNOTES AT END OF TABLE

## LANDINGS AT CERTAIN MASSACHUSETTS PORTS

## LANDINGS AT NEW BEDFORD, 1949 - Continued

| SPECIES                 | JUNE       |                     | JULY       |                     | AUGUST     |                     | SEPTEMBER |                     | OCTOBER    |                     |
|-------------------------|------------|---------------------|------------|---------------------|------------|---------------------|-----------|---------------------|------------|---------------------|
|                         | POUNDS     | AV. PRICE PER POUND | POUNDS     | AV. PRICE PER POUND | POUNDS     | AV. PRICE PER POUND | POUNDS    | AV. PRICE PER POUND | POUNDS     | AV. PRICE PER POUND |
| COD, DRAWN:             |            |                     |            |                     |            |                     |           |                     |            |                     |
| LARGE                   | 13,195     | 5.344               | 29,655     | 5.564               | 2,570      | 6.464               | 1,240     | 10.084              | 13,645     | 8.844               |
| MARKET                  | 202,005    | 5.889               | 340,785    | 5.909               | 100,700    | 5.866               | 120,700   | 5.920               | 353,720    | 6.877               |
| SCROD                   | 63,950     | 5.45                | 61,590     | 5.52                | 20,070     | 5.86                | 15,480    | 7.02                | 69,720     | 8.03                |
| CUSK, DRAWN             |            |                     | 100        | 2.00                |            |                     |           |                     | 125        | 1.60                |
| FLOUNDERS, ROUND:       |            |                     |            |                     |            |                     |           |                     |            |                     |
| GRAY SOLE               | 32,490     | 9.00                | 27,645     | 9.53                | 2,455      | 6.64                |           |                     | 580        | 7.03                |
| HORN SOLE               | 323,690    | 12.62               | 143,245    | 19.26               | 293,275    | 13.83               | 474,005   | 14.40               | 176,225    | 17.73               |
| LEMON SOLE              | 1,186,155  | 9.50                | 1,126,155  | 9.50                | 3,292,125  | 8.17                | 2,921,960 | 9.30                | 3,029,225  | 9.74                |
| BLACKBACK               | 1,238,915  | 11.08               | 839,385    | 11.08               | 3,582,519  | 12.11               | 725,720   | 12.45               | 754,045    | 12.13               |
| DAB                     | 28,085     | 6.97                | 3,795      | 8.17                |            |                     |           |                     | 1,955      | 5.52                |
| FLUKE                   | 42,750     | 22.19               | 165,141    | 26.12               | 83,110     | 18.13               | 103,467   | 23.76               | 37,595     | 14.51               |
| Haddock, DRAWN:         |            |                     |            |                     |            |                     |           |                     |            |                     |
| LARGE                   | 803,000    | 6.85                | 460,308    | 8.00                | 88,275     | 8.65                | 137,390   | 9.91                | 250,605    | 12.17               |
| SCROD                   | 840,060    | 5.16                | 791,010    | 5.40                | 160,535    | 5.84                | 124,465   | 8.08                | 106,285    | 8.52                |
| HALIBUT, ROUND 1/2      |            |                     |            |                     |            |                     |           |                     |            |                     |
| RED, DRESSED:           | 7,936,021  | 0.77                | 6,905,230  | 0.97                | 4,945,200  | 0.79                | 2,736,826 | 0.84                | 5,491,200  | 0.96                |
| WHITE                   |            |                     | 13,945     | 3.81                | 3,120      | 3.40                |           |                     | 7,205      | 4.59                |
| LARGE                   | 27,755     | 3.86                |            |                     |            |                     | 975       | 2.46                |            |                     |
| SMALL                   | 195        | 2.56                |            |                     |            |                     |           |                     |            |                     |
| HALIBUT, DRAWN:         |            |                     |            |                     |            |                     |           |                     |            |                     |
| LARGE                   | 5,782      | 19.54               | 1,130      | 15.93               |            |                     |           |                     | 45         | 31.11               |
| MACKEREL, ROUND         | 203,640    | 3.82                | 4,303      | 6.16                | 805        | 7.45                | 205       | 10.73               | 4,975      | 12.02               |
| POLLOCK, DRAWN:         | 2,550      | 2.39                | 6,555      | 2.36                | 265        | 4.15                | 250       | 4.80                | 1,675      | 2.33                |
| PINK, ROSE-FISH, ROUND: |            |                     |            |                     |            |                     |           |                     |            |                     |
| SCUP OR PORGY, ROUND:   | 61,685     | 2.33                | 4,765      | 3.42                | 3,640      | 3.52                |           |                     | 6,605      | 4.00                |
| SNORFISH, DRESSED:      | 1,676      | 71.06               | 76,835     | 44.13               | 59,910     | 43.50               | 12,365    | 48.61               | 2,300      | 5.90                |
| WHITING, DRESSED:       |            |                     | 4,500      | 3.24                |            |                     |           |                     | 308        | 51.39               |
| WOLFFISH, DRAWN         | 12,675     | 3.59                | 5,285      | 2.76                | 450        | 1.56                |           |                     | 275        | 5.64                |
| SCALLOPS (HEATS):       | 1,489,404  | 35.28               | 1,305,461  | 36.24               | 1,239,245  | 34.85               | 963,412   | 37.84               | 826,827    | 37.99               |
| OTHER FOR FOOD:         | 13,149     | 7.80                | 113,940    | 1.80                | 89,160     | 2.46                | 66,195    | 6.38                | 52,530     | 4.72                |
| TOTAL, AS LANDED:       | 14,129,007 | 6.93                | 12,196,743 | 7.82                | 10,915,919 | 8.36                | 8,412,535 | 10.56               | 11,188,735 | 7.80                |
| TOTAL IN 1948:          |            |                     |            |                     |            |                     |           |                     |            |                     |
| AS LANDED               | 8,358,109  | 13.22               | 8,953,908  | 15.38               | 7,944,741  | 18.35               | 7,916,538 | 16.96               | 8,460,053  | 12.79               |

(CONTINUED ON NEXT PAGE)

SEE FOOTNOTES AT END OF TABLE



LANDINGS AT CERTAIN MASSACHUSETTS PORTS  
LANDINGS AT NEW BEDFORD, 1949 - Continued

| SPECIES                        | NOVEMBER  |                     | DECEMBER  |                     | TOTAL, 1949 |                     | TOTAL, 1948 |                     |
|--------------------------------|-----------|---------------------|-----------|---------------------|-------------|---------------------|-------------|---------------------|
|                                | POUNDS    | AV. PRICE PER POUND | POUNDS    | AV. PRICE PER POUND | POUNDS      | AV. PRICE PER POUND | POUNDS      | AV. PRICE PER POUND |
| COD, DRAIN:                    |           |                     |           |                     |             |                     |             |                     |
| LARGE                          | 20,425    | 6.45 <sup>1</sup>   | 19,680    | 6.14 <sup>1</sup>   | 656,869     | 9.19 <sup>1</sup>   | 1,492,620   | 7.48 <sup>1</sup>   |
| MARKET                         | 344,565   | 6.26 <sup>1</sup>   | 134,968   | 6.03 <sup>1</sup>   | 2,731,255   | 6.51 <sup>1</sup>   | 3,194,305   | 7.69                |
| SCROD                          | 47,320    | 5.52                | 56,295    | 5.72                | 2,600       | 4.36                | 1,643,305   | 9                   |
| CUSK, DRAIN                    |           | 5.60                |           |                     |             |                     | 2,630       | 9.99                |
| FLOUNDERS, ROUND:              |           |                     |           |                     |             |                     |             |                     |
| GRAY SOLE                      | 1,440     | 7.71                | 6,030     | 5.44                | 351,855     | 8.77                | 91,875      | 9.50                |
| MONK                           | 18,000    | 1.28                | 161,223   | 21.32               | 2,911,480   | 15.46               | 3,071,100   | 16.36               |
| YELLOWTAIL                     | 280,370   | 9.33                | 2,509,537 | 8.66                | 19,652,113  | 9.88                | 25,214,097  | 9.56                |
| BLACKBACK                      | 957,385   | 9.33                | 620,537   | 11.60               | 9,111,150   | 11.82               | 10,454,574  | 11.97               |
| DAB                            | 3,230     | 5.17                | 2,575     | 8.08                | 16,150      | 10.02               | 40,705      | 8.60                |
| FLUKE                          | 43,260    | 17.28               | 30,464    | 14.98               | 1,430,376   | 19.41               | 2,035,792   | 20.82               |
| Haddock, DRAIN:                |           |                     |           |                     |             |                     |             |                     |
| LARGE                          | 219,645   | 10.79               | 395,770   | 11.38               | 5,234,438   | 8.37                | 5,630,766   | 9.72                |
| SCROD                          | 77,050    | 8.47                | 78,260    | 9.50                | 4,688,490   | 6.18                | 5,779,265   | 7.84                |
| HAKE                           |           | 1.00                |           |                     | 39,670,842  | 0.85                | 4,063,935   | 1.24                |
| RED, ROUND 1/2                 | 2,195,567 |                     |           |                     |             |                     |             |                     |
| WHITE, DRESSED:                |           |                     |           |                     |             |                     |             |                     |
| LARGE                          | 12,335    | 4.00                | 4,115     | 3.11                | 151,195     | 3.32                | 271,040     | 3.81                |
| SMALL                          | 95        | 3.16                | 145       | 2.07                | 9,870       | 2.86                | 9,870       | 3.25                |
| HALIBUT, DRAIN                 |           |                     |           |                     |             |                     |             |                     |
| MACKEREL, ROUND                |           |                     | 615       | 23.90               | 30,672      | 21.21               | 34,421      | 24.64               |
| MACKEREL, ROUND                |           |                     | 2,410     | 10.25               | 342,133     | 5.99                | 1,683,400   | 7.60                |
| POLLOCK, ROUND                 | 4,010     | 4.86                | 3,730     | 3.00                | 199,595     | 2.63                | 374,440     | 3.97                |
| OCEAN PERCH (ROSE-FISH), ROUND | 4,945     | 5.42                | 2,600     | 5.50                | 80,130      | 3.71                | 350,102     | 4.07                |
| SCUP OR PORGY, ROUND           | 100       | 3.00                | 12,550    | 7.98                | 132,635     | 4.03                | 923,651     | 3.68                |
| SWORDFISH, DRESSED             | 146       | 56.16               |           |                     | 148,850     | 44.62               | 104,800     | 42.31               |
| WHITING, DRESSED:              |           |                     |           |                     |             |                     |             |                     |
| WHITING, ROUND                 |           |                     | 240       | 2.08                | 96,835      | 4.10                | 59,761      | 1.56                |
| WHITING, ROUND                 | 125       | 37.00               | 887,739   | 36.57               | 11,707,165  | 36.70               | 86,115      | 4.45                |
| SCALLOPS (MUSKLE)              | 48,068    | 2.49                | 1,865,915 | 6.09                | 2,178,607   | 2.63                | 10,081,805  | 52.37               |
| OTHER FOR FOOD                 | 1,140,715 | 1.00                |           |                     | 3,006,530   | 1.00                | 812,217     | 10.98               |
| OTHER 3/4                      |           |                     |           |                     |             |                     |             |                     |
| TOTAL, AS LANDED               | 8,499,303 | 8.90                | 6,562,313 | 10.99               | 105,693,574 | 9.15                | 77,571,522  | 15.18               |
| TOTAL IN 1948, AS LANDED       | 6,725,846 | 9.61                | 4,190,704 | 15.53               |             |                     | 77,571,522  | 15.18               |

1/ NEARLY THE ENTIRE CATCH OF RED HAKE LANDED AT NEW BEDFORD WAS USED FOR ANIMAL FOOD OR MANUFACTURE INTO MEAL AND OIL. AT TIMES SOME TRASH FISH WERE INCLUDED WITH THE LANDINGS OF RED HAKE.

2/ THE ITEMS UNDER "OTHER FOR FOOD" INCLUDE BUTTERFISH, 376,690 POUNDS, VALUED AT \$28,733; CONGER EELS, 1,615 POUNDS, VALUED AT \$46; OCEAN POUT, 3,175 POUNDS, VALUED AT \$71; RAJAFISH, 1,350 POUNDS, VALUED AT \$271; SEA BASS, 14,540 POUNDS, VALUED AT \$1,437; SHARKS, 152,390 POUNDS, VALUED AT \$1,530; STURGEON, 2,577 POUNDS, VALUED AT \$309; TAUTOG, 2,405 POUNDS, VALUED AT \$126; TILLETSH, 166,305 POUNDS, VALUED AT \$12,076; BLUFIN TUNA, 9,553 POUNDS, VALUED AT \$985; MIXED, 1,428,950 POUNDS, VALUED AT \$11,729; LOBSTERS, 1,515 POUNDS, VALUED AT \$288; AND SQUID, 15,260 POUNDS, VALUED AT \$391.

3/ INCLUDES FISH FOR REDUCTION OR ANIMAL FOOD. DATA NOT AVAILABLE BY SPECIES.

NOTE:--LANDINGS NOT INCLUDED IN THE ABOVE TABLE CONSISTED OF LIVERS, 1,249 POUNDS, VALUED AT \$756, AND SPRAWN, 235 POUNDS, VALUED AT \$44.

## LANDINGS AT CERTAIN MASSACHUSETTS PORTS

## LANDINGS AT CAPE COD PORTS, 1949

| SPECIES                                      | JANUARY |                     | FEBRUARY |                     | MARCH   |                     | APRIL     |                     | MAY       |                     |
|--|---------|---------------------|----------|---------------------|---------|---------------------|-----------|---------------------|-----------|---------------------|
|  | POUNDS  | AV. PRICE PER POUND | POUNDS   | AV. PRICE PER POUND | POUNDS  | AV. PRICE PER POUND | POUNDS    | AV. PRICE PER POUND | POUNDS    | AV. PRICE PER POUND |
| COD, DRAMM:                                  |         |                     |          |                     |         |                     |           |                     |           |                     |
| MARKET . . . . .                             | 114,601 | 12.01¢              | 68,187   | 9.64¢               | 103,050 | 8.57¢               | 132,662   | 6.89¢               | 130,093   | 5.54¢               |
| SCROD . . . . .                              | 120,342 | 7.14                | 79,355   | 6.40                | 83,765  | 6.97                | 74,279    | 5.32                | 74,201    | 4.58                |
| CUSH, DRAMM . . . . .                        | 4,615   | 7.17                | 1,355    | 6.40                | 4,165   | 4.98                | 3,140     | 4.26                | 3,130     | 4.26                |
| FLOUNDERS, ROUND:                            | 23      | 4.35                | 104      | 6.58                | 4,662   | 4.98                | 449       | 2.23                | 7,186     | 1.35                |
| GRAY SOLE . . . . .                          | 195     | 10.26               | 1,385    | 11.91               | 7,178   | 9.08                | 2,363     | 8.21                | 4,665     | 9.24                |
| LEMON SOLE . . . . .                         | 2,281   | 16.66               | 625      | 18.56               | 4,415   | 14.25               | 5,731     | 14.31               | 4,350     | 7.06                |
| YELLOWTAIL . . . . .                         | 146,488 | 12.85               | 264,426  | 11.34               | 309,306 | 10.30               | 139,178   | 9.42                | 54,267    | 7.80                |
| YELLOWBACK . . . . .                         | 23,659  | 14.85               | 14,850   | 11.56               | 52,562  | 12.08               | 180,442   | 10.52               | 279,465   | 5.78                |
| DAB . . . . .                                | 16,489  | 15.04               | 32,467   | 15.13               | 17,664  | 15.62               | 15,694    | 14.52               | 17,596    | 4.51                |
| FLUKE . . . . .                              | 16,489  | 15.04               | 32,467   | 15.13               | 21,584  | 17.07               | 25,277    | 16.26               | 36,688    | 18.94               |
| Haddock, DRAMM:                              |         |                     |          |                     |         |                     |           |                     |           |                     |
| LARGE . . . . .                              | 72,131  | 11.18               | 105,814  | 9.32                | 187,233 | 9.10                | 69,663    | 6.08                | 94,865    | 7.45                |
| SCROD . . . . .                              | 430     | 9.53                |          |                     | 370     | 8.65                | 3,220     | 4.10                | 1,185     | 5.49                |
| HAKE, WHITE, DRESSED:                        |         |                     |          |                     |         |                     |           |                     |           |                     |
| LARGE . . . . .                              | 1,440   | 10.97               | 2,001    | 7.30                | 2,524   | 8.44                | 708       | 5.65                | 7,538     | 4.36                |
| SMALL . . . . .                              |         |                     | 250      | 6.60                | 15      | 6.67                | 896       | 4.91                | 1,073     | 3.36                |
| HALIBUT, DRAMM . . . . .                     | 334     | 40.12               | 47       | 20.00               | 7,117   | 46.09               | 26,705    | 34.41               | 34,974    | 34.41               |
| MACAREL, ROUND . . . . .                     |         |                     | 5        | 20.00               |         |                     | 3,705     | 12.94               | 30,927    | 21.89               |
| POLLOCK, DRAMM . . . . .                     | 10,283  | 4.76                | 2,488    | 4.26                | 5,968   | 4.35                | 11,081    | 3.63                | 28,266    | 2.89                |
| OCEAN PERCH (ROSE-<br>FISH), ROUND . . . . . | 1,005   | 3.78                | 1,140    | 3.51                | 1,185   | 5.40                | 4,000     | 5.00                |           |                     |
| SCUP OR PORGY, ROUND . . . . .               | 1,965   | 7.02                | 35       | 11.42               | 30      | 10.00               | 4         |                     | 123,785   | 2.90                |
| WHITING, DRESSED . . . . .                   |         |                     |          |                     |         |                     |           |                     | 109,380   | 3.34                |
| WHITING, ROUND . . . . .                     | 5,010   | 2.48                | 140      | 2.74                |         |                     |           |                     | 301,925   | 2.22                |
| WOLFFISH, DRAMM . . . . .                    | 7,725   | 7.36                | 15,059   | 31.063              | 31,063  | 9.68                | 9,630     | 4.44                | 13,491    | 3.15                |
| SCALFISH (MEATS) . . . . .                   | 119,104 | 40.47               | 51,096   | 41.01               | 49,132  | 44.45               | 60,048    | 6.93                | 13,491    | 3.15                |
| OTHER FOR FOOD . . . . .                     | 31,303  | 4.81                | 33,339   | 4.78                | 43,156  | 5.76                | 484,307   | 3.70                | 1,280,614 | 2.17                |
| OTHER Z' . . . . .                           |         |                     |          |                     |         |                     |           |                     | 10,375    | 0.99                |
| TOTAL, AS LANDED . . . . .                   | 678,759 | 16.17               | 680,794  | 12.30               | 916,438 | 11.59               | 1,297,020 | 9.23                | 3,074,130 | 5.90                |
| TOTAL IN 1949,<br>AS LANDED . . . . .        | 668,099 | 15.97               | 877,628  | 17.22               | 963,245 | 14.71               | 1,986,865 | 8.73                | 3,900,288 | 5.66                |

SEE FOOTNOTES AT END OF TABLE (CONTINUED ON NEXT PAGE)

LANDINGS AT CERTAIN MASSACHUSETTS PORTS

LANDINGS AT CAPE COD PORTS, 1949 - Continued

| SPECIES                            | JUNE       |                     | JULY      |                     | AUGUST    |                     | SEPTEMBER |                     | OCTOBER   |                     |
|------------------------------------|------------|---------------------|-----------|---------------------|-----------|---------------------|-----------|---------------------|-----------|---------------------|
|                                    | POUNDS     | AV. PRICE PER POUND | POUNDS    | AV. PRICE PER POUND | POUNDS    | AV. PRICE PER POUND | POUNDS    | AV. PRICE PER POUND | POUNDS    | AV. PRICE PER POUND |
| COD, DRAWN:                        |            |                     |           |                     |           |                     |           |                     |           |                     |
| LARGE . . . . .                    | 131,778    | 6.44                | 138,608   | 7.24                | 125,675   | 7.49                | 118,904   | 6.75                | 86,780    | 9.82                |
| MARKET . . . . .                   | 68,305     | 4.64                | 120,699   | 4.53                | 120,967   | 4.50                | 127,025   | 5.90                | 150,880   | 6.67                |
| SCOD . . . . .                     | 12,260     | 4.57                | 1,890     | 4.39                | 480       | 3.96                | 3,901     | 5.71                | 4,156     | 6.74                |
| CUSK, DRAWN . . . . .              | 7,017      | 1.27                | 1,158     | 2.16                | 1,049     | 3.81                | 3,901     | 1.56                | 995       | 1.91                |
| FLOUNDER, ROUND:                   |            |                     |           |                     |           |                     |           |                     |           |                     |
| LARGE . . . . .                    | 17,458     | 7.96                | 5,971     | 9.19                | 245       | 6.12                | 1,450     | 10.14               | 615       | 13.01               |
| SMALL . . . . .                    | 2,830      | 10.06               | 1,023     | 12.71               | 12,693    | 12.71               | 29,299    | 11.24               | 52,136    | 11.77               |
| LEMON SOLE . . . . .               | 19,935     | 8.14                | 202,355   | 8.50                | 287,623   | 8.50                | 240,559   | 8.50                | 175,961   | 8.76                |
| YELLOWTAIL . . . . .               | 193,415    | 6.09                | 50,513    | 9.17                | 76,822    | 8.42                | 40,737    | 11.03               | 75,461    | 11.03               |
| BLACKBACK . . . . .                | 12,960     | 6.25                | 5,412     | 5.40                | 2,237     | 4.11                | 5,972     | 7.74                | 21,695    | 8.65                |
| DAB . . . . .                      | 40,864     | 16.83               | 67,779    | 20.22               | 48,756    | 14.43               | 20,452    | 17.83               | 35,926    | 13.61               |
| FLUKE . . . . .                    |            |                     |           |                     |           |                     |           |                     |           |                     |
| Haddock, DRAWN:                    |            |                     |           |                     |           |                     |           |                     |           |                     |
| LARGE . . . . .                    | 157,759    | 6.71                | 238,509   | 8.12                | 430,481   | 6.50                | 219,986   | 8.13                | 219,735   | 9.41                |
| MEDIUM . . . . .                   | 23,640     | 5.55                | 9,500     | 5.62                | 987       | 5.37                | 1,335     | 7.86                | 5,070     | 8.90                |
| HAKE . . . . .                     | 640        | 2.03                |           |                     |           |                     |           |                     |           |                     |
| RED, ROUND . . . . .               |            |                     |           |                     |           |                     |           |                     |           |                     |
| WHITE, DRESSED:                    |            |                     |           |                     |           |                     |           |                     |           |                     |
| LARGE . . . . .                    | 19,462     | 3.40                | 8,918     | 4.34                | 10,795    | 5.26                | 5,844     | 5.80                | 5,491     | 6.92                |
| SMALL . . . . .                    | 1,486      | 2.49                |           |                     |           |                     |           |                     | 140       | 5.00                |
| HALIBUT, DRAWN . . . . .           | 2,582      | 91.02               | 836       | 35.53               | 920       | 3.56                | 1,131     | 39.79               | 585       | 39.15               |
| PACKEREL, ROUND . . . . .          | 2,917,761  | 7.94                | 1,246,846 | 11.93               | 1,070,673 | 13.77               | 158,970   | 13.38               | 106,725   | 13.21               |
| OCEAN PLOUNDER . . . . .           | 17,612     | 3.66                | 9,325     | 4.28                | 10,104    | 3.39                | 9,691     | 3.92                | 5,564     | 4.64                |
| FISH, ROUND:                       |            |                     |           |                     |           |                     |           |                     |           |                     |
| SCUP OR PORGY, ROUND . . . . .     | 159,212    | 2.59                | 13,582    | 3.37                | 400       | 4.00                | 160       | 3.75                | 215       | 4.19                |
| SMORFDISH, DRESSED . . . . .       | 8,747      | 95.32               | 87,131    | 42.70               | 2,206     | 6.80                | 1,182     | 8.45                | 2,602     | 6.23                |
| WHITING, DRESSED . . . . .         | 1,070,495  | 3.39                | 1,190,820 | 3.44                | 481,027   | 42.45               | 18,475    | 49.00               | 49,000    | 3.25                |
| WHITING, ROUND . . . . .           | 1,505,705  | 2.00                | 1,442,245 | 1.99                | 2,036,940 | 3.33                | 829,785   | 3.34                | 174,795   | 3.25                |
| SCALLOPS, DRAWN . . . . .          | 10,303     | 4.71                | 2,558     | 4.38                | 1,279     | 4.61                | 1,351,354 | 2.00                | 1,342,495 | 2.00                |
| SCALLOPS, ROUND . . . . .          | 565,363    | 2.82                | 384,228   | 35.94               | 164,171   | 35.47               | 144,701   | 38.13               | 194,511   | 40.06               |
| OTHER FOR FOOD . . . . .           | 22,433     | 1.21                | 21,670    | 1.12                | 25,500    | 1.08                | 169,555   | 7.92                | 344,976   | 6.67                |
| OTHER 2/ . . . . .                 |            |                     |           |                     |           |                     |           |                     | 830,190   | 0.79                |
| TOTAL, AS LANDED . . . . .         | 6,374,207  | 5.64                | 5,273,807 | 7.26                | 6,255,061 | 6.72                | 3,844,094 | 6.11                | 3,795,193 | 5.95                |
| TOTAL IN 1948, AS LANDED . . . . . | 10,662,123 | 5.90                | 8,746,846 | 7.65                | 6,261,623 | 8.04                | 4,765,088 | 6.44                | 2,969,829 | 6.96                |

(CONTINUED ON NEXT PAGE)

SEE FOOTNOTES AT END OF TABLE

## LANDINGS AT CERTAIN MASSACHUSETTS PORTS

LANDINGS AT CAPE COD PORTS, 1949 - Continued

| SPECIES                            | NOVEMBER  |                     | DECEMBER  |                     | TOTAL, 1949 |                     | TOTAL, 1948 |                     |
|------------------------------------|-----------|---------------------|-----------|---------------------|-------------|---------------------|-------------|---------------------|
|                                    | POUNDS    | AV. PRICE PER POUND | POUNDS    | AV. PRICE PER POUND | POUNDS      | AV. PRICE PER POUND | POUNDS      | AV. PRICE PER POUND |
| COD, DRAIN:                        |           |                     |           |                     |             |                     |             |                     |
| LARGE . . . . .                    | 60,972    | 8.94¢               | 126,593   | 10.34¢              | 1,338,113   | 8.30¢               | 1,636,584   | 8.90¢               |
| MARKET . . . . .                   | 90,687    | 5.13                | 127,360   | 5.90                | 1,243,376   | 5.95                | 1,069,325   | 7.62                |
| SCROD . . . . .                    | 4,635     | 6.26                | 19,083    | 4.76                | 63,244      | 5.38                | 60,503      | 5.30                |
| CUSK, DRAIN . . . . .              | 1,113     | 2.16                | 33        | 3.03                | 23,641      | 1.72                | 71,960      | 3.18                |
| FLOUNDERS, ROUND:                  |           |                     |           |                     |             |                     |             |                     |
| GRAN . . . . .                     |           |                     | 380       | 11.07               | 41,845      | 8.78                | 55,306      | 12.65               |
| SOLE . . . . .                     | 18,714    | 10.13               | 8,280     | 14.30               | 14,100      | 17.75               | 11,000      | 11.00               |
| GRAN, FINE . . . . .               | 179,918   | 7.37                | 223,181   | 7.69                | 2,337,826   | 8.92                | 2,319,232   | 10.60               |
| YELLOWTAIL . . . . .               | 217,945   | 8.62                | 178,095   | 8.60                | 1,384,105   | 8.40                | 1,427,255   | 9.68                |
| BLACKBACK . . . . .                | 175,850   | 6.23                | 35,420    | 5.81                | 35,420      | 6.36                | 62,625      | 10.25               |
| DAB . . . . .                      | 5,825     | 22.99               | 2,185     | 15.88               | 354,852     | 16.93               | 322,235     | 19.66               |
| FLUKE . . . . .                    |           |                     |           |                     |             |                     |             |                     |
| HADDOCK, DRAIN :                   |           |                     |           |                     |             |                     |             |                     |
| LARGE . . . . .                    | 123,546   | 9.22                | 116,147   | 9.32                | 2,035,869   | 8.16                | 2,248,506   | 9.18                |
| SCROD . . . . .                    | 2,775     | 10.56               | 695       | 11.22               | 55,207      | 6.21                | 91,700      | 7.51                |
| HAKE . . . . .                     |           |                     |           |                     |             |                     |             |                     |
| RED, ROUND . . . . .               |           |                     |           |                     | 640         | 2.03                | 1,391       | 4.53                |
| WHITE, DRESSED:                    |           |                     |           |                     |             |                     |             |                     |
| LARGE . . . . .                    | 10,919    | 6.21                | 1,839     | 6.96                | 77,379      | 5.20                | 291,339     | 5.14                |
| SMALL . . . . .                    | 306       | 4.25                | 320       | 4.38                | 4,486       | 3.77                | 69,355      | 1.33                |
| HALIBUT, DRAIN . . . . .           | 758       | 39.67               | 156       | 39.74               | 56,537      | 36.33               | 62,608      | 35.98               |
| MACKEREL, ROUND . . . . .          | 45,353    | 13.67               |           |                     | 5,244,225   | 10.60               | 8,997,324   | 10.49               |
| WHAFFLE, DRAIN . . . . .           | 9,670     | 4.53                | 53,239    | 2.68                | 173,951     | 3.50                | 456,399     | 4.24                |
| OCEAN PERCH, ROSE:                 |           |                     |           |                     |             |                     |             |                     |
| FISH, ROUND . . . . .              |           |                     |           |                     | 8,105       | 4.60                | 516,775     | 3.40                |
| SCUP OR PORGY, ROUND . . . . .     | 15        | 13.33               | 15        | 6.67                | 304,603     | 2.86                | 633,563     | 2.62                |
| SWORDFISH, DRESSED . . . . .       |           |                     |           |                     | 162,380     | 44.02               | 117,224     | 48.33               |
| WHITING, DRESSED . . . . .         |           |                     |           |                     | 4,807,268   | 3.37                | 4,642,021   | 3.36                |
| WHITING, ROUND . . . . .           | 419,824   | 2.00                | 31,630    | 2.64                | 8,246,898   | 2.01                | 12,123,939  | 1.98                |
| WOLFFISH, DRAIN . . . . .          | 99,842    | 2.93                | 1,102     | 3.63                | 133,133     | 6.90                | 193,349     | 7.09                |
| WOLFFISH, ROUND . . . . .          | 3,983     | 4.95                | 33,419    | 3.76                | 3,367,953   | 37.62               | 1,239,868   | 52.38               |
| OTHER FOR FOOD . . . . .           | 94,871    | 0.80                | 53,627    | 0.80                | 1,362,953   | 0.89                | 5,717,503   | 4.65                |
| OTHER <sup>2/</sup> . . . . .      | 594,975   | 0.80                | 539,850   | 0.30                | 2,233,548   | 0.88                | 1,259,868   | 4.65                |
| TOTAL, AS LANDED . . . . .         | 1,983,895 | 6.14                | 1,578,118 | 7.24                | 35,751,206  | 6.88                | 44,454,469  | 7.50                |
| TOTAL IN 1948, AS LANDED . . . . . | 1,734,889 | 7.40                | 917,946   | 10.37               |             |                     | 44,454,469  | 7.50                |

<sup>1/</sup> THE ITEMS UNDER "OTHER FOR FOOD" INCLUDE AMBERJACK, 113 POUNDS, VALUED AT \$9; ANGLERFISH, 240 POUNDS, VALUED AT \$7; BLUEFISH, 79 POUNDS, VALUED AT \$23; BONITO, 40 POUNDS, VALUED AT \$6; BUTTERFISH, 178,709 POUNDS, VALUED AT \$15,921; CREVALLE, 915 POUNDS, VALUED AT \$27; CUNNER (PERCH), 230 POUNDS, VALUED AT \$7; CONGER EELS, 3,495 POUNDS, VALUED AT \$157; FRIGATE MACKEREL, 1,257 POUNDS, VALUED AT \$45; GRAYFISH, 14 POUNDS; SEA HERRING, 1,352,948 POUNDS, VALUED AT \$30,732; KING WHITING, 18 POUNDS, VALUED AT \$4; RAJAFISH, 548 POUNDS, VALUED AT \$17; SEA BASS, 17,229 POUNDS, VALUED AT \$1,575; SEA TROUT OR WEAKFISH, 74 POUNDS, VALUED AT \$73; SHAD, 3,774 POUNDS, VALUED AT \$367; SHARKS, 5,599 POUNDS, VALUED AT \$548; STRIPED BASS, 20,463 POUNDS, VALUED AT \$3,351; STURGEON, 3,768 POUNDS, VALUED AT \$230; TAUTOG, 9,568 POUNDS, VALUED AT \$531; TILFISH, 34,359 POUNDS, VALUED AT \$2,162; BLUEFIN TUNA, 727,360 POUNDS, VALUED AT \$74,492; MIXED, 367,603 POUNDS, VALUED AT \$12,995; AND SQUID, 1,187,048 POUNDS, VALUED .

<sup>2/</sup> INCLUDES FISH FOR REDUCTION OR ANIMAL FOOD. DATA NOT AVAILABLE BY SPECIES.

NOTE:--LANDINGS NOT INCLUDED IN THE ABOVE TABLE CONSISTED OF LIVERS, 5,118 POUNDS, VALUED AT \$1,694, AND SPANN, 8,927 POUNDS, VALUED AT \$920.

LANDINGS AT CERTAIN MASSACHUSETTS PORTS

SUMMARY OF FISHERY: BY GEAR AND SUBAREA, 1949

| GEAR AND SUBAREA                       | CRAFT FISHING NUMBER | TRIPS NUMBER | DAYS ABSENT NUMBER | COD, DRAWN   |               |              | CUSH, DRAWN POUNDS | FLOUNDERS, ROUND |                   | YELLOWTAIL POUNDS |
|--|----------------------|--------------|--------------------|--------------|---------------|--------------|--------------------|------------------|-------------------|-------------------|
|  |                      |              |                    | LARGE POUNDS | MARKET POUNDS | SCROD POUNDS |                    | GRAY SOLE POUNDS | LEMON SOLE POUNDS |                   |
|  |                      |              |                    |              |               |              |                    |                  |                   |                   |
| LINE TRAWLS:                           |                      |              |                    |              |               |              |                    |                  |                   |                   |
| E. BROWNS AND LA HAVE . . . . .        | 2                    | 5,2          | 55                 | 28,376       | 51,200        | 3,500        | 9,300              | -                | -                 | -                 |
| SOUTHERN NOVA SCOTIA . . . . .         | 2                    | 10,5         | 4                  | 31,485       | 2,100         | -            | 2,100              | -                | -                 | -                 |
| WESTERN BROWNS . . . . .               | 1                    | 13,5         | 155                | 86,650       | 100,160       | -            | 100,160            | -                | -                 | -                 |
| WESTERN NOVA SCOTIA . . . . .          | 1                    | 1,3          | 14                 | 3,175        | 7,440         | -            | 8,890              | -                | -                 | -                 |
| WESTERN MAINE . . . . .                | 12                   | 323,0        | 399                | 398,455      | 160,605       | 20,050       | 208,375            | -                | -                 | -                 |
| EASTERN MASSACHUSETTS . . . . .        | 50                   | 1,770,0      | 1,801              | 873,783      | 696,602       | 150,960      | 442,849            | 900              | -                 | 1,995             |
| INNER GROUNDS . . . . .                | 7                    | 14,3         | 37                 | 29,260       | 22,400        | 225          | 53,660             | -                | -                 | -                 |
| EASTERN SIDE SOUTH CHANNEL . . . . .   | 2                    | 19,3         | 19                 | 134,400      | 285,270       | 3,315        | 12,425             | -                | -                 | -                 |
| EASTERN SIDE SOUTH CHANNEL . . . . .   | 2                    | 10,8         | 74                 | 16,382       | 29,500        | -            | 16,200             | -                | -                 | -                 |
| NORTHERN EDGE OF GEORGES . . . . .     | 1                    | 0,1          | 7                  | 5,985        | 13,800        | -            | 50,250             | -                | -                 | -                 |
| CENTRAL AND S.E. GEORGES . . . . .     | 1                    | 1,0          | 16                 | -            | 1,300         | -            | 1,900              | -                | -                 | -                 |
| OFF NO MAN'S LAND . . . . .            | 3                    | 11,0         | 14                 | 3,500        | 1,750         | -            | 5,250              | -                | -                 | -                 |
| S. NEW ENGLAND, UNCLASSIFIED . . . . . | 1                    | 0,5          | 6                  | -            | 852,747       | -            | 22,881             | -                | -                 | -                 |
| CAPE COD $\frac{1}{2}$ . . . . .       | 49                   | 5,680,0      | 5,680              | 1,085,389    | 852,747       | -            | 145                | 105,185          | -                 | 7,260             |
| TOTAL . . . . .                        | 2/117                | 7,852,0      | 8,352              | 2,941,987    | 2,338,324     | 178,050      | 869,140            | 1,045            | 105,185           | 9,255             |
| HAND LINES:                            |                      |              |                    |              |               |              |                    |                  |                   |                   |
| EASTERN MASSACHUSETTS . . . . .        | 128                  | 1,398,0      | 1,398              | 186,016      | 29,608        | 75           | 2,113              | -                | 441               | -                 |
| CAPE COD $\frac{1}{2}$ . . . . .       | 49                   | 582,0        | 582                | 46,624       | 61,946        | 35           | 30                 | -                | -                 | -                 |
| TOTAL . . . . .                        | 2/162                | 1,980,0      | 1,980              | 232,640      | 91,554        | 110          | 2,143              | -                | 441               | -                 |
| HARPOONS:                              |                      |              |                    |              |               |              |                    |                  |                   |                   |
| WESTERN BROWNS . . . . .               | 4                    | 2,8          | 55                 | -            | -             | -            | -                  | -                | -                 | -                 |
| EASTERN MASSACHUSETTS . . . . .        | 6                    | 9,0          | 9                  | -            | -             | -            | -                  | -                | -                 | -                 |
| EASTERN SIDE SOUTH CHANNEL . . . . .   | 1                    | 0,1          | 2                  | -            | -             | -            | -                  | -                | -                 | -                 |
| NORTHERN EDGE OF GEORGES . . . . .     | 9                    | 11,0         | 208                | -            | -             | -            | -                  | -                | -                 | -                 |
| CENTRAL AND S.E. GEORGES . . . . .     | 14                   | 18,1         | 277                | -            | -             | -            | -                  | -                | -                 | -                 |
| NORTHWEST GEORGES . . . . .            | 2                    | 2,0          | 19                 | -            | -             | -            | -                  | -                | -                 | -                 |
| NANTUCKET AND LIGHTSHIP . . . . .      | 1                    | 4,0          | 3                  | -            | -             | -            | -                  | -                | -                 | -                 |
| OFF NO MAN'S LAND . . . . .            | 15                   | 42,0         | 23                 | -            | -             | -            | -                  | -                | -                 | -                 |
| S. NEW ENGLAND, UNCLASSIFIED . . . . . | 1                    | 11,0         | 53                 | -            | -             | -            | -                  | -                | -                 | -                 |
| CAPE COD $\frac{1}{2}$ . . . . .       | 26                   | 56,0         | 56                 | -            | -             | -            | -                  | -                | -                 | -                 |
| TOTAL . . . . .                        | 2/63                 | 153,0        | 892                | -            | -             | -            | -                  | -                | -                 | -                 |
| OTHER TRAWLS:                          |                      |              |                    |              |               |              |                    |                  |                   |                   |
| LARGE BRETON . . . . .                 | 25                   | 63,2         | 706                | 93,539       | 63,260        | -            | 779                | 110,060          | -                 | -                 |
| MISLAINE BANK . . . . .                | 2                    | 3,0          | 6                  | 14,828       | 19,152        | -            | -                  | 8,632            | -                 | -                 |
| BANQUEREAU . . . . .                   | 1                    | 1,0          | 1                  | 57,468       | 79,152        | -            | 7,295              | 515,253          | 150               | 137,250           |
| CANSO BANK . . . . .                   | 38                   | 111,0        | 1,223              | 267,424      | 273,668       | 146,720      | 6,175              | 2,082,467        | -                 | -                 |
| MIDDLE GROUND . . . . .                | 27                   | 103,3        | 1,711              | 241,111      | 46,133        | 3,015        | 1,580              | 1,350            | -                 | 6,650             |
| N.E. SABLE ISLAND BANK . . . . .       | 28                   | 43,8         | 471                | 69,072       | 190,900       | 50,470       | 1,350              | -                | 1,090             | 2,150             |
| S.E. SABLE ISLAND BANK . . . . .       | 18                   | 24,5         | 240                | 16,375       | 29,025        | 5,250        | 785                | 32,390           | 300               | 57,180            |
| NORSENGE GROUND . . . . .              | 4                    | 1,5          | 12                 | 106,907      | 229,526       | 13,150       | 3,800              | 300              | 100               | 28,150            |
| OFF NO MAN'S LAND . . . . .            | 28                   | 32,0         | 299                | 131,725      | 262,475       | 5,250        | 3,800              | 12,924           | -                 | -                 |
| EASTERN NOVA SCOTIA . . . . .          | 17                   | 19,7         | 193                | 5,955        | 9,197         | -            | 4,907              | 2,352            | -                 | -                 |
| EMERALD BANK . . . . .                 | 1                    | 17,6         | 174                | 64,817       | 116,140       | 9,530        | 4,907              | 160              | -                 | 5,080             |
| EMERALD BANK . . . . .                 | 30                   | 17,6         | 174                | 64,817       | 116,140       | 9,530        | 4,907              | 160              | -                 | 5,080             |

(CONTINUED ON NEXT PAGE)

SEE FOOTNOTES AT END OF TABLE

LANDINGS AT CERTAIN MASSACHUSETTS PORTS  
SUMMARY OF FISHERY: BY GEAR AND SUBAREA, 1949 - Continued

| GEAR AND SUBAREA                 | CRAFT FISHING NUMBER | TRIPS NUMBER | DAYS ABSENT NUMBER | COD, DRAWN   |               |              | CUSB, DRAWN POUNDS | FLOUNDERS, ROUND |                   |   | YELLOWTAIL POUNDS |
|----------------------------------|----------------------|--------------|--------------------|--------------|---------------|--------------|--------------------|------------------|-------------------|---|-------------------|
|                                  |                      |              |                    | LARGE POUNDS | MARKET POUNDS | SCROD POUNDS |                    | GRAY SOLE POUNDS | LEMON SOLE POUNDS |   |                   |
| OTTER TRAMLS, LARGE - CONTINUED: |                      |              |                    |              |               |              |                    |                  |                   |   |                   |
| E. BROWN AND LA HAVE             | 17                   | 11-1         | 116                | 2,006        | 2,229         | 40           | 1,712              | 3,593            | -                 | - | 10,200            |
| SOUTHERN NOVA SCOTIA             | 59                   | 85-8         | 821                | 290,863      | 455,081       | 12,225       | 22,135             | 26,550           | 1,495             | - | 17,975            |
| WESTERN BROWNS                   | 47                   | 39-1         | 349                | 86,310       | 175,451       | 19,250       | 37,455             | 17,845           | 4,178             | - | 12,790            |
| WESTERN NOVA SCOTIA              | 40                   | 78-1         | 626                | 680,938      | 577,880       | 19,250       | 11,167             | 4,475            | -                 | - | -                 |
| SOUTHERN BAY OF FUNDY            | 3                    | 1-3          | 12                 | 2,825        | -             | -            | -                  | 460              | -                 | - | -                 |
| NOVA SCOTIA, UNCLASSIFIED        | 1                    | 0-8          | 6                  | 330          | 18,000        | 200          | 400                | -                | -                 | - | -                 |
| EASTERN MAINE                    | 3                    | 2-8          | 33                 | 30,100       | 19,127        | 9,400        | 2,335              | 1,819            | -                 | - | -                 |
| WESTERN MAINE                    | 2                    | 0-5          | 16                 | 2,918        | 620           | -            | 944                | 540              | -                 | - | -                 |
| INNER GROUNDS                    | 1                    | 0-1          | 1                  | 16           | -             | -            | -                  | -                | -                 | - | -                 |
| GULF OF MAINE, UNCL.             | 15                   | 15-1         | 143                | 26,462       | 25,568        | 300          | 17,318             | 14,646           | -                 | - | 7,500             |
| WESTERN SIDE SOUTH CHANNEL       | 48                   | 157-6        | 1,218              | 492,778      | 1,258,677     | 106,435      | 41,570             | 92,571           | 202,410           | - | 40,485            |
| EASTERN SIDE SOUTH CHANNEL       | 51                   | 143-3        | 1,189              | 498,116      | 296,577       | 9,440        | 52,599             | 172,702          | 137,260           | - | 57,210            |
| NORTHERN EDGE OF GEORGES         | 50                   | 477-6        | 3,875              | 2,928,192    | 4,758,003     | 410,850      | 120,265            | 31,400           | 313,885           | - | 90,970            |
| CENTRAL AND S.E. GEORGES         | 52                   | 196-3        | 1,363              | 4,043,345    | 1,421,780     | 37,630       | 21,256             | 3,400            | 35,500            | - | 75,115            |
| NANTUCKET SHOALS & LHTSHIP       | 23                   | 11-2         | 142                | 34,950       | 43,780        | 1,000        | 2,256              | 3,400            | 3,100             | - | 200               |
| S. NEW ENGLAND, UNCLASSIFIED     | 3                    | 1-1          | 9                  | 271,485      | 478,305       | 16,665       | 6,175              | 12,345           | 101,000           | - | 69,415            |
| TOTAL                            | 2/81                 | 1,768-0      | 15,736             | 10,758,385   | 11,363,350    | 910,680      | 322,607            | 3,210,105        | 1,176,005         | - | 1,190,270         |
| OTTER TRAMLS, MEDIUM:            |                      |              |                    |              |               |              |                    |                  |                   |   |                   |
| NORTHERN CAPE BRETON             | 30                   | 56-4         | 607                | 76,348       | 29,605        | 127,000      | 800                | 108,849          | -                 | - | 4,030             |
| BANQUEREAU                       | 27                   | 38-5         | 383                | 37,340       | 23,565        | 4,640        | 3,845              | 57,588           | -                 | - | -                 |
| MIDDLE GROUND                    | 30                   | 71-2         | 781                | 138,918      | 112,641       | 1,336        | 3,371              | 236,676          | -                 | - | -                 |
| N.E. SABLE ISLAND BANK           | 47                   | 122-4        | 1,260              | 149,031      | 75,514        | 2,671        | 3,329              | 1,410,258        | -                 | - | -                 |
| S.E. SABLE ISLAND BANK           | 38                   | 74-2         | 750                | 36,271       | 22,432        | -            | 932                | 30,597           | -                 | - | 2,700             |
| HORSESHOE GROUND                 | 1                    | 0-5          | 7                  | 700          | 1,500         | 650          | -                  | -                | -                 | - | -                 |
| SABLE ISLAND BANK                | 1                    | 0-1          | 1                  | 2,311        | 10,082        | -            | 1,730              | 3,462            | -                 | - | -                 |
| EASTERN NOVA SCOTIA              | 15                   | 10-1         | 104                | 7,745        | -             | 650          | -                  | 602              | -                 | - | -                 |
| EMERALD BANK                     | 36                   | 70-9         | 688                | 36,230       | 18,077        | 378          | 11,140             | 34,411           | -                 | - | -                 |
| CENTRAL NOVA SCOTIA              | 30                   | 25-8         | 234                | 27,215       | 9,412         | -            | 1,801              | 11,174           | -                 | - | -                 |
| E. BROWNS AND LA HAVE            | 31                   | 27-6         | 267                | 9,683        | 6,473         | -            | 4,357              | 7,433            | -                 | - | -                 |
| WESTERN NOVA SCOTIA              | 52                   | 84-7         | 832                | 46,789       | 39,310        | 1,000        | 20,466             | 44,336           | -                 | - | 8,500             |
| WESTERN BROWNS                   | 60                   | 100-9        | 975                | 150,292      | 103,368       | 2,800        | 16,637             | 50,916           | -                 | - | 76,900            |
| WESTERN NOVA SCOTIA              | 17                   | 14-7         | 119                | 29,730       | 67,360        | 2,500        | 2,310              | 3,056            | -                 | - | 100               |
| ASTOR BANK                       | 16                   | 18-5         | 177                | 9,377        | 16,713        | -            | 13,530             | 10,132           | -                 | - | -                 |
| CENTRAL MAINE                    | 27                   | 15-6         | 48                 | 3,590        | 1,320         | 300          | 3,295              | 2,436            | -                 | - | -                 |
| WESTERN MAINE                    | 52                   | 387-0        | 955                | 318,005      | 294,626       | 33,308       | 85,691             | 277,870          | 420               | - | 3,325             |
| EASTERN MASSACHUSETTS            | 54                   | 770-6        | 955                | 109,878      | 200,850       | 36,007       | 17,617             | 77,177           | 125               | - | 81,360            |
| INNER GROUNDS                    | 115                  | 503-5        | 2,860              | 263,488      | 118,130       | 12,740       | 173,498            | 165,032          | 200               | - | 1,050             |
| GULF OF MAINE, UNCL.             | 4                    | 4-0          | 3                  | 1,195        | 1,475         | -            | 1,995              | 2,125            | -                 | - | -                 |
| WESTERN SIDE SOUTH CHANNEL       | 122                  | 734-7        | 3,652              | 651,177      | 1,622,563     | 166,415      | 231,157            | 296,368          | 342,365           | - | 78,905            |
| NORTHERN EDGE OF GEORGES         | 123                  | 341-2        | 2,940              | 399,980      | 333,500       | 65,260       | 75,160             | 109,169          | 589,514           | - | 109,169           |
| CENTRAL AND S.E. GEORGES         | 50                   | 256-6        | 1,736              | 403,115      | 277,155       | 113,195      | 1,520              | 3,603            | 100,192           | - | 589,514           |
| SOUTHERN GEORGES                 | 48                   | 179-9        | 1,195              | 59,640       | 193,320       | 29,305       | 1,150              | 760              | 729,676           | - | 5,434,711         |
| WESTERN GEORGES                  | 48                   | 179-9        | 1,195              | 59,640       | 193,320       | 29,305       | 1,150              | 760              | 729,676           | - | 2,087,515         |

(CONTINUED ON NEXT PAGE)

SEE FOOTNOTES AT END OF TABLE

LANDINGS AT CERTAIN MASSACHUSETTS PORTS  
SUMMARY OF FISHERY: BY GEAR AND SUBAREA, 1949 - Continued

| GEAR AND SUBAREA                                 | CRAFT FISHING NUMBER | TRIPS NUMBER | DAYS ABSENT NUMBER | COD, DRAWN   |               | SCROD POUNDS | CASK, DRAWN POUNDS | FLOUNDER, ROUND  |                   | YELLOWTAIL POUNDS |
|--|----------------------|--------------|--------------------|--------------|---------------|--------------|--------------------|------------------|-------------------|-------------------|
|  |                      |              |                    | LARGE POUNDS | MARKET POUNDS |              |                    | GRAY SOLE POUNDS | LEMON SOLE POUNDS |                   |
|  |                      |              |                    |              |               |              |                    |                  |                   |                   |
| OTTER TRAWLS, MEDIUM - CONTINUED:                |                      |              |                    |              |               |              |                    |                  |                   |                   |
| NANTUCKET SHOALS & LHTSHIP . . . . .             | 42                   | 200.1        | 975                | 31,645       | 170,843       | 18,980       | 27,657             | 194,117          | -                 | 24,815            |
| OFF NO MAN'S LAND . . . . .                      | 2                    | 83.0         | 454                | 530          | 69,710        | 135,537      | 12,959             | 530,858          | -                 | 1,059,800         |
| S. NEW ENGLAND, UNCLASSIFIED . . . . .           | 47                   | 117.4        | 780                | 111,230      | 11,032        | 143,375      | 16,933             | 23,156           | 234,940           | 4,800             |
| SOUTH . . . . .                                  | 8                    | 7.7          | 48                 | -            | 538,595       | 94,236       | 29,404             | 137,903          | -                 | 325,995           |
| TOTAL . . . . .                                  | 2/192                | 4,372.0      | 23,938             | 3,258,502    | 4,344,646     | 3,215        | 5,502              | 20,731           | 309,285           | 252,025           |
| OTTER TRAWLS, SMALL:                             |                      |              |                    |              |               |              |                    |                  |                   |                   |
| WESTERN MAINE, UNCLASSIFIED . . . . .            | 44                   | 211.0        | 542                | 362,590      | 170,843       | 2,450        | -                  | 460              | -                 | 1,790,785         |
| LINE GROUNDS . . . . .                           | 139                  | 4,971.0      | 5,442              | 70,781       | 69,710        | 3,580        | -                  | 16,470           | -                 | 43,885            |
| WESTERN SIDE SOUTH CHANNEL . . . . .             | 14                   | 49.9         | 245                | 18,050       | 11,032        | 97,655       | -                  | 151,100          | -                 | 1,103,595         |
| EASTERN SIDE SOUTH CHANNEL . . . . .             | 112                  | 1,692        | 1,692              | 94,236       | 14,048        | 285,595      | -                  | 22,265           | -                 | 2,340,135         |
| NANTUCKET SHOALS & LHTSHIP . . . . .             | 22                   | 55.2         | 298                | 11,835       | 14,048        | 1,275        | -                  | 3,620            | -                 | 2,416,935         |
| EASTERN EDGE OF GEORGES . . . . .                | 1                    | 1.6          | 12                 | 75           | 75            | 2,275        | -                  | 85               | -                 | 287,665           |
| CENTRAL AND S.E. GEORGES . . . . .               | 26                   | 81.9         | 461                | 295          | 12,415        | 2,450        | -                  | 7,695            | -                 | 15,855            |
| SOUTHWEST GEORGES . . . . .                      | 27                   | 89.9         | 483                | 6,380        | 27,275        | 2,450        | -                  | 40               | -                 | 10,875            |
| NANTUCKET SHOALS & LHTSHIP . . . . .             | 99                   | 605.9        | 2,469              | 32,595       | 285,595       | 97,655       | -                  | 16,470           | -                 | 42,135            |
| WESTERN MASSACHUSETTS . . . . .                  | 13                   | 106.4        | 3,101              | 1,795        | 16,520        | 1,275        | -                  | 17,575           | -                 | 151,100           |
| SOUTHERN MASSACHUSETTS . . . . .                 | 36                   | 64.7         | 209                | 1,795        | 16,520        | 1,275        | -                  | 22,265           | -                 | 2,340,135         |
| RHODE ISLAND SHORE . . . . .                     | 33                   | 52.7         | 179                | 425          | 14,820        | 1,150        | -                  | 85               | -                 | 3,620             |
| S. NEW ENGLAND, UNCLASSIFIED . . . . .           | 101                  | 498.0        | 975                | 4,175        | 65,853        | 4,730        | -                  | 7,695            | -                 | 15,855            |
| SOUTH . . . . .                                  | 10                   | 9.7          | 41                 | -            | 1,180         | 63,205       | -                  | 41,700           | -                 | 32,825            |
| CAPE COD I/. . . . .                             | 153                  | 4,367.0      | 4,367              | 204,900      | 325,441       | 63,205       | 730                | 41,700           | 39,475            | 2,330,556         |
| TOTAL . . . . .                                  | 2/413                | 13,127.0     | 20,422             | 1,452,581    | 2,262,182     | 488,141      | 94,975             | 1,087,075        | 479,405           | 12,359,197        |
| HANK SEINES, EASTERN MASSACHUSETTS . . . . .     | 1                    | 2.0          | 2                  | -            | -             | -            | -                  | -                | -                 | -                 |
| FLOATING TRAPS, EASTERN MASSACHUSETTS . . . . .  | 14                   | 912.0        | 912                | 80           | 3,336         | -            | -                  | -                | -                 | -                 |
| DIP NETS, EASTERN MASSACHUSETTS . . . . .        | 14                   | 85.0         | 85                 | -            | -             | -            | -                  | -                | -                 | -                 |
| SINK GILL NETS, EASTERN MASSACHUSETTS . . . . .  | 13                   | 1,195.0      | 1,195              | 617,936      | 313,176       | -            | 6,165              | -                | -                 | 242               |
| DRIFT GILL NETS, EASTERN MASSACHUSETTS . . . . . | 36                   | 438.0        | 439                | -            | -             | -            | -                  | -                | -                 | -                 |
| PURSE SEINES, CENTRAL MAINE . . . . .            | 1                    | 1.0          | 5                  | -            | -             | -            | -                  | -                | -                 | -                 |
| WESTERN MAINE . . . . .                          | 3                    | 3.0          | 3                  | -            | 120           | -            | -                  | -                | -                 | -                 |
| EASTERN MASSACHUSETTS . . . . .                  | 39                   | 442.0        | 456                | 105          | -             | -            | -                  | -                | -                 | -                 |
| WESTERN SIDE SOUTH CHANNEL . . . . .             | 11                   | 19.0         | 26                 | -            | -             | -            | -                  | -                | -                 | -                 |
| OFF NO MAN'S LAND . . . . .                      | 22                   | 48.0         | 12?                | -            | -             | -            | -                  | -                | -                 | -                 |

{ CONTINUED ON NEXT PAGE }

SEE FOOTNOTES AT END OF TABLE

LANDINGS AT CERTAIN MASSACHUSETTS PORTS  
SUMMARY OF FISHERY: BY GEAR AND SUBAREA, 1949 - Continued

| GEAR AND SUBAREA             | CRAFT FISHING |        | TRIPS     |        | DAYS ABSENT |        | COD, DRAWN |            |            | CUSH, DRAWN       |               |                 | FLOUNDERS, ROUND |            |            |
|------------------------------|---------------|--------|-----------|--------|-------------|--------|------------|------------|------------|-------------------|---------------|-----------------|------------------|------------|------------|
|                              | NUMBER        | POUNDS | NUMBER    | POUNDS | NUMBER      | POUNDS | LARGE      | MARKET     | SCROD      | POUNDS            | POUNDS        | GRAY SOLE       | LEMON SOLE       | YELLOWTAIL | POUNDS     |
|                              |               |        |           |        |             |        |            |            |            |                   |               |                 |                  |            |            |
| PURSE SEINES - CONTINUED:    |               |        |           |        |             |        |            |            |            |                   |               |                 |                  |            |            |
| 3. NEW ENGLAND, UNCLASSIFIED | 4             |        | 4         | 4.0    | 4           |        |            |            |            |                   |               |                 |                  |            |            |
| SOUTH                        | 4             |        | 8         | 4.0    | 6           |        |            |            |            |                   |               |                 |                  |            |            |
| CAPE COD 1/2                 | 2             |        | 6         | 6.0    | 8           |        |            |            |            |                   |               |                 |                  |            |            |
| TOTAL                        | 2/42          |        | 527.0     | 637    |             |        | 3/105      | 3/120      |            |                   |               |                 |                  |            |            |
| SCALLOP DRESSES:             |               |        |           |        |             |        |            |            |            |                   |               |                 |                  |            |            |
| EASTERN MASSACHUSETTS:       | 14            |        | 35.5      | 188    |             |        |            |            |            |                   |               |                 |                  |            |            |
| WESTERN SIDE SOUTH CHANNEL   | 70            |        | 298.5     | 2,317  |             |        |            |            |            |                   |               |                 |                  |            |            |
| EASTERN SIDE SOUTH CHANNEL   | 44            |        | 63.1      | 433    |             |        |            |            |            |                   |               |                 |                  |            | 1,210      |
| NORTHERN EDGE OF GEORGES     | 75            |        | 493.0     | 4,332  |             |        |            |            |            |                   |               |                 |                  |            | 1,465      |
| CENTRAL AND S. E. GEORGES    | 19            |        | 20.2      | 188    |             |        |            |            |            |                   |               |                 |                  |            | 830        |
| SOUTHWEST GEORGES            | 47            |        | 53.7      | 461    |             |        |            |            |            |                   |               |                 |                  |            | 670        |
| NANTUCKET SHOALS & LIGHTSHIP | 79            |        | 467.0     | 3,504  |             |        |            |            |            |                   |               |                 |                  |            | 150        |
| SOUTH HAN S. LAND            | 1             |        | 1.6       | 455    |             |        |            |            |            |                   |               |                 |                  |            | 340        |
| NEW ENGLAND, UNCLASSIFIED    | 47            |        | 74.0      | 150    |             |        |            |            |            |                   |               |                 |                  |            | 1,940      |
| SOUTH                        | 12            |        | 18.0      | 150    |             |        |            |            |            |                   |               |                 |                  |            | 390        |
| CAPE COD 1/2                 | 93            |        | 917.0     | 917    |             |        |            |            |            |                   |               |                 |                  |            | 7,525      |
| TOTAL                        | 2/185         |        | 2,441.0   | 12,955 |             |        | 3/900      | 3/4,000    | 3/375      |                   | 3/50          | 3/9,275         |                  |            | 3/4,880    |
| POUND NETS:                  |               |        |           |        |             |        |            |            |            |                   |               |                 |                  |            |            |
| CAPE COD 1/2                 | 19            |        | 2,250.0   | 2,250  |             |        | 200        | 3,242      |            |                   |               |                 |                  |            |            |
| GRAND TOTAL                  | 2/1,184       |        | 37,092.0  | 89,785 |             |        | 19,263,316 | 20,723,930 | 2,309,726  | 2,001,193         | 7,290,657     | 4,623,656       |                  |            | 24,269,974 |
| GEAR AND SUBAREA             |               |        |           |        |             |        |            |            |            |                   |               |                 |                  |            |            |
| FLOUNDERS, ROUND - CONTINUED |               |        |           |        |             |        |            |            |            |                   |               |                 |                  |            |            |
| BLACKBACK                    | POUNDS        |        | POUNDS    |        | FLUKE       |        | LARGE      | SCROD      | RED, ROUND | HAKE WHITE, LARGE | DRESSED SMALL | HALLIBUT, DRAWN |                  |            |            |
| LINE TRAWLS:                 |               |        |           |        |             |        |            |            |            |                   |               |                 |                  |            |            |
| E. BROWNS AND LA HAVE        | -             |        | 72,625    |        |             |        | 13,600     |            |            | 15,730            |               | 2,672           |                  |            |            |
| SOUTHERN NOVA SCOTIA         | -             |        | 17,315    |        |             |        | 4,200      |            |            | 4,200             |               | 180             |                  |            |            |
| WESTERN BROWNS               | -             |        | 545,740   |        |             |        | 58,500     |            |            | 19,865            |               | 7,833           |                  |            |            |
| WESTERN NOVA SCOTIA          | -             |        | 14,380    |        |             |        | 3,000      |            |            | 1,200             |               |                 |                  |            |            |
| WESTERN MAINE                | -             | 685    | 212,760   |        |             |        | 6,235      |            |            | 573,240           |               | 4,516           |                  |            |            |
| EASTERN MASSACHUSETTS        | 4,672         | 2,865  | 537,540   |        |             |        | 37,155     |            | 1,200      | 850,450           |               | 2,805           |                  |            |            |
| WESTERNS                     | -             |        | 42,760    |        |             |        | 8,660      |            |            | 57,275            |               | 25              |                  |            |            |
| WESTERNS SOUTH CHANNEL       | -             |        | 21,800    |        |             |        | 2,700      |            |            | 15,600            |               |                 |                  |            |            |
| FASTEN EDGE SOUTH CHANNEL    | 60            |        | 184,460   |        |             |        | 17,900     |            |            | 7,700             |               | 1,647           |                  |            |            |
| NORTHERN EDGE OF GEORGES     | -             |        | 10,600    |        |             |        | 900        |            |            | 3,100             |               | 447             |                  |            |            |
| SOUTHWEST GEORGES            | -             |        | 1,761,762 |        |             |        | 2,400      |            |            | 40,633            |               | 88,573          |                  |            |            |
| S. NEW ENGLAND, UNCLASSIFIED | 200           | 599    |           |        |             |        |            |            |            |                   |               |                 |                  |            |            |
| CAPE COD 1/2                 | 1,132         | 4,169  |           |        |             |        | 3,897,082  | 158,910    | 1,200      | 1,594,478         | 10,925        |                 |                  |            |            |
| TOTAL                        |               |        |           |        |             |        |            |            |            |                   |               |                 |                  |            |            |

(CONTINUED ON NEXT PAGE)

SEE FOOTNOTES AT END OF TABLE



LANDINGS AT CERTAIN MASSACHUSETTS PORTS

SUMMARY OF FISHERY: BY GEAR AND SUBAREA, 1949 - Continued

| GEAR AND SUBAREA              | FLOUNDER, BLACKBACK |         | ROUND - CONTINUED |       | HADDOCK, DRAWN |            | RED, ROUND | HAKE      |                | HALIBUT, DRAWN |        | MACKEREL, ROUND |            |        |
|-------------------------------|---------------------|---------|-------------------|-------|----------------|------------|------------|-----------|----------------|----------------|--------|-----------------|------------|--------|
|                               | POUNDS              | DAB     | POUNDS            | FLUKE | LARGE          | POUNDS     |            | POUNDS    | WHITE, DRESSED |                | POUNDS | POUNDS          | POUNDS     | POUNDS |
|                               |                     |         |                   |       |                |            |            |           | LARGE          | SMALL          |        |                 |            |        |
| HAND LINES:                   |                     |         |                   |       |                |            |            |           |                |                |        |                 |            |        |
| EASTERN MASSACHUSETTS:        |                     |         |                   |       |                |            |            |           |                |                |        |                 |            |        |
| CAPE COD 1/:                  | 5,628               | 244     | 18                | 18    | 24,453         | 5          | -          | 362       | 65             | 380            | -      | 37              |            |        |
| TOTAL:                        | 5,628               | 244     | 18                | 18    | 24,943         | 5          | -          | 643       | 65             | 395            |        | 3/37            |            |        |
| OTTER TRAWLS, LARGE:          |                     |         |                   |       |                |            |            |           |                |                |        |                 |            |        |
| NORTHEAST GAPE BRETON:        |                     |         |                   |       |                |            |            |           |                |                |        |                 |            |        |
| MAINE BANK:                   | 9,798               |         |                   |       | 127,336        | 4,651      | -          | 9,553     | 992            | 8,281          |        |                 |            |        |
| BANQUEREAU:                   | 6,649               |         |                   |       | 316,217        | 285,814    | -          | 3,973     | 2,684          | 1,613          |        |                 |            |        |
| CANSO BANK:                   | 59,008              |         |                   |       | 49,680         | 35,573     | -          | 25,760    | 4,091          | 5,909          |        |                 |            |        |
| MIDDLE GROUND:                | 71,440              |         |                   |       | 15,664         | 9,798      | -          | 4,345     | 4,963          | 5,396          |        |                 |            |        |
| N.E. SABLE ISLAND BANK:       | 320                 |         |                   |       | 779,600        | 976,080    | -          | 20,650    | -              | 5,358          |        |                 |            |        |
| SABLE ISLAND BANK:            | 200                 |         |                   |       | 1,140,698      | 672,587    | -          | 16,080    | 4,536          | 8,554          |        |                 |            |        |
| POSSIBLE GROUND:              | 9,479               |         |                   |       | 832,210        | 539,550    | -          | 19,800    | 4,803          | 8,554          |        |                 |            |        |
| N.W. SABLE ISLAND BANK:       | 1,672               |         |                   |       | 239,187        | 269,520    | -          | 13,295    | 4,863          | 154            |        |                 |            |        |
| EASTERN NOVA SCOTIA:          | 2,711               |         |                   |       | 1,629          | 1,739      | -          | 1,045     | 1,701          | 366            |        |                 |            |        |
| EMERALD BANK:                 | 80                  |         |                   |       | 2,907,908      | 1,519,152  | -          | 52,085    | 5,242          | 14,633         |        |                 |            |        |
| CENTRAL NOVA SCOTIA:          | 738                 |         |                   |       | 1,733,486      | 928,077    | -          | 35,679    | 518            | 3,247          |        |                 |            |        |
| E. BROWNS AND LA HAVE:        | 550                 |         |                   |       | 4,285,230      | 2,017,029  | -          | 21,410    | 199            | 15,730         |        |                 |            |        |
| SOUTHERN NOVA SCOTIA:         | 560                 |         |                   |       | 1,300          | 1,300      | -          | 1,400     | -              | 305            |        |                 |            |        |
| WESTERN BROWNS SCOTIA:        | 440                 |         |                   |       | 33,000         | 31,100     | -          | 2,100     | -              | -              |        |                 |            |        |
| SOUTHERN BAY OF FUNDY:        | 200                 |         |                   |       | 9,479          | 3,685      | -          | 2,000     | -              | -              |        |                 |            |        |
| NOVA SCOTIA, UNCLASSIFIED:    | 3,450               |         |                   |       | 145,424        | 43,631     | -          | 25,893    | 3,596          | 939            |        |                 |            |        |
| EASTERN MAINE:                | 1,000               |         |                   |       | 3,838,520      | 1,291,262  | -          | 615       | 40             | 40             |        |                 |            |        |
| CENTRAL MAINE:                | 331                 |         |                   |       | 4,395,394      | 1,263,140  | -          | 148,926   | 850            | 5,824          |        |                 |            |        |
| INNER GROUNDS:                | 287                 |         |                   |       | 15,162,965     | 16,100,530 | -          | 220,428   | -              | 14,536         |        |                 |            |        |
| N. GULF OF MAINE, UNCL.:      | 600                 |         |                   |       | 6,177,735      | 5,979,950  | -          | 237,100   | -              | 43,881         |        |                 |            |        |
| GULF OF MAINE:                | 215                 |         |                   |       | 6,177,735      | 38,979,950 | -          | 61,740    | -              | 29,219         |        |                 |            |        |
| WESTERN SIDE SOUTH CHARREL:   | 677,545             |         |                   |       | 35,930         | 6,140      | -          | 2,100     | -              | 3,479          |        |                 |            |        |
| NORTHERN EDGE OF GEORGES:     | 286,551             |         |                   |       | 1,484,815      | 1,242,675  | -          | 387,595   | -              | 10,630         |        |                 |            |        |
| CENTRAL AND S.E. GEORGES:     | 26,225              |         |                   |       | 42,812,635     | 33,175,900 | -          | 1,011,565 | 65,540         | 184,412        |        |                 | 3/217, 150 |        |
| SOUTHWEST GEORGES:            | 151,225             |         |                   |       | 205,480        | 102,217    | -          | 20,589    | 135            | 16,730         |        |                 | 250        |        |
| NANTUCKET SHOALS & LHTSHIP:   | 12,730              |         |                   |       | 17,338         | 19,859     | -          | 6,392     | 4,650          | 250            |        |                 |            |        |
| S. NEW ENGLAND, UNCLASSIFIED: | 73,550              |         |                   |       | 36,617         | 16,049     | -          | 7,603     | 5,112          | 3,582          |        |                 |            |        |
| TOTAL:                        | 1,128,575           | 760,612 | -                 | -     | 42,812,635     | 33,175,900 | -          | 1,011,565 | 65,540         | 184,412        |        |                 | 3/217, 150 |        |
| OTTER TRAWLS, MEDIUM:         |                     |         |                   |       |                |            |            |           |                |                |        |                 |            |        |
| NORTHEAST GAPE BRETON:        |                     |         |                   |       |                |            |            |           |                |                |        |                 |            |        |
| MAINE BANK:                   | 5,925               |         |                   |       | 205,480        | 102,217    | -          | 20,589    | 135            | 16,730         |        |                 |            |        |
| BANQUEREAU:                   | 16,439              |         |                   |       | 31,957         | 31,957     | -          | 6,392     | 4,650          | 250            |        |                 |            |        |
| CANSO BANK:                   | 37,078              |         |                   |       | 36,617         | 16,049     | -          | 7,603     | 5,112          | 3,582          |        |                 |            |        |
| MIDDLE GROUND:                | 630                 |         |                   |       | 5,865          | 2,796      | -          | 2,173     | 863            | 983            |        |                 |            |        |
| N.E. SABLE ISLAND BANK:       | 200                 |         |                   |       | 6,750          | 6,750      | -          | 2,250     | -              | 250            |        |                 |            |        |
| SABLE ISLAND BANK:            | 1,628               |         |                   |       | 38,236         | 16,045     | -          | 2,218     | 1,325          | 90             |        |                 |            |        |
| PORSEMORE GROUND:             | 12,608              |         |                   |       | 25,202         | 4,403      | -          | 4,278     | 10,477         | 585            |        |                 |            |        |
| EASTERN NOVA SCOTIA:          | 1,195               |         |                   |       | 20,104         | 17,098     | -          | 19,962    | 10,477         | 585            |        |                 |            |        |
| EMERALD BANK:                 | 7,543               |         |                   |       | 17,338         | 19,859     | -          | 4,781     | 1,519          | 304            |        |                 |            |        |
| CENTRAL NOVA SCOTIA:          |                     |         |                   |       |                |            |            | 7,936     | 2,697          | -              |        |                 |            |        |

(CONTINUED ON NEXT PAGE)

SEE FOOTNOTES AT END OF TABLE

## NEW ENGLAND FISHERIES

## LANDINGS AT CERTAIN MASSACHUSETTS PORTS

SUMMARY OF FISHERY: BY GEAR AND SUBAREA, 1949 - Continued

| GEAR AND SUBAREA                                 | FLOUNDER, S.WARD - CONTINUED |           |           |            | HADDOCK, DRUM |            | RED, ROUND | HAKE, WHITE, SMALL |         | HALIBUT, DRAWN | MACKEREL, ROUND |
|--|------------------------------|-----------|-----------|------------|---------------|------------|------------|--------------------|---------|----------------|-----------------|
|  | BLACKBACK                    | DAB       | FLUKE     | LARGE      | SCROD         | POUNDS     |            | POUNDS             | POUNDS  |                |                 |
| OTTER TRAWLS, MEDIUM - CONTINUED:                |                              |           |           |            |               |            |            |                    |         |                |                 |
| E. BROWNS AND LA HAVRE . . . . .                 | -                            | 17,327    | -         | 277,001    | 162,113       | -          | 200        | 26,675             | 13,771  | 1,435          | -               |
| WESTERN NOVA SCOTIA . . . . .                    | -                            | 4,538     | -         | 423,752    | 253,951       | -          | -          | 35,732             | 19,969  | 350            | -               |
| WESTERN BROWNS . . . . .                         | -                            | 3,644     | -         | 31,182     | 12,674        | -          | -          | 2,322              | 1,022   | -              | -               |
| WESTERN NOVA SCOTIA . . . . .                    | -                            | 4,335     | -         | 40,486     | 17,015        | -          | -          | 5,807              | 5,337   | -              | -               |
| EASTERN MAINE . . . . .                          | -                            | 2,155     | -         | 11,921     | 1,079         | -          | -          | 2,610              | 1,297   | -              | -               |
| CENTRAL MAINE . . . . .                          | 14,743                       | 144,535   | -         | 737,490    | 209,449       | -          | -          | 298,412            | 116,238 | 988            | -               |
| WESTERN MASSACHUSETTS . . . . .                  | 95,603                       | 96,371    | 185       | 205,634    | 52,099        | -          | 400        | 52,596             | 46,285  | 624            | -               |
| EASTERN MASSACHUSETTS . . . . .                  | 4,917                        | 109,575   | -         | 1,358,818  | 207,430       | -          | -          | 231,471            | 132,995 | 1,705          | -               |
| INNER GROUPS . . . . .                           | -                            | -         | -         | 5,160      | 1,701         | -          | -          | 66,236             | 715     | -              | -               |
| GULF OF MAINE, UNCL. . . . .                     | 1,248,915                    | 221,590   | -         | 1,701,219  | 1,219         | -          | 7,009      | 154,730            | 61,175  | 11,772         | 3,500           |
| EASTERN SIDE SOUTH CHANNEL . . . . .             | 771,499                      | 122,323   | 245       | 2,870,239  | 1,231,409     | -          | 60         | 1,473,730          | 55,532  | 12,770         | 3,670           |
| NORTHERN SIDE SOUTH CHANNEL . . . . .            | 69,178                       | 6,120     | -         | 1,153,190  | 1,153,190     | -          | -          | 21,502             | 21,502  | 3,005          | -               |
| NORTHERN EDGE OF GEORGES . . . . .               | 572,990                      | 26,145    | 500       | 1,269,080  | 1,960,775     | -          | -          | 5,658              | 5,658   | 3,000          | -               |
| CENTRAL AND S.E. GEORGES . . . . .               | 241,595                      | 34,595    | 530       | 2,038,950  | 1,443,325     | -          | -          | 13,095             | 13,095  | 1,470          | -               |
| SOUTHWEST GEORGES . . . . .                      | 1,349,405                    | 2,665     | 88,435    | 279,500    | 136,840       | -          | -          | 8,315              | 8,315   | 10,494         | -               |
| NANTUCKET SHOALS & LHTSHIP . . . . .             | 1,935                        | 115       | -         | 4,470      | -             | 45         | -          | 149,608            | -       | 40             | -               |
| OFF NO MAN'S LAND . . . . .                      | 1,440                        | -         | 27,100    | 747,405    | 774,975       | -          | -          | 99,195             | 99,195  | -              | -               |
| RHODE ISLAND SHORE . . . . .                     | 302,370                      | -         | 60,215    | -          | -             | -          | -          | 1,915              | -       | -              | -               |
| NEW ENGLAND, UNCLASSIFIED . . . . .              | -                            | -         | -         | -          | -             | -          | -          | 11,785             | -       | -              | -               |
| SOUTH . . . . .                                  | -                            | -         | -         | -          | -             | -          | -          | -                  | -       | -              | -               |
| TOTAL . . . . .                                  | 4,690,635                    | 971,060   | 595,925   | 17,671,017 | 9,704,995     | 260,138    | 1,664,025  | 484,500            | 82,016  | 3/44,519       | -               |
| OTTER TRAWLS, SMALL:                             |                              |           |           |            |               |            |            |                    |         |                |                 |
| WESTERN MAINE . . . . .                          | 8,405                        | 99,187    | 2,465     | 210,100    | 86,867        | -          | 70         | 171,463            | 61,395  | 747            | -               |
| EASTERN MASSACHUSETTS . . . . .                  | 792,152                      | 978,403   | -         | 283,995    | 113,631       | -          | 7,290      | 165,249            | 207,889 | 2,292          | -               |
| WESTERN BROWNS . . . . .                         | 1,576,230                    | 56,204    | 7,770     | 681,302    | 133,507       | -          | 150        | 97,585             | 17,602  | 1,267          | -               |
| WESTERN SIDE SOUTH CHANNEL . . . . .             | 82,590                       | 37,351    | 220       | 105,803    | 73,007        | -          | -          | 11,230             | 6,310   | 375            | -               |
| EASTERN SIDE SOUTH CHANNEL . . . . .             | 1,235                        | -         | -         | 3,300      | 1,035         | -          | -          | 790                | -       | -              | -               |
| NORTHERN EDGE OF GEORGES . . . . .               | 38,905                       | 75        | 55        | 242,910    | 61,450        | -          | -          | 7,280              | 100     | 345            | -               |
| CENTRAL AND S.E. GEORGES . . . . .               | 56,845                       | 11,400    | 400,609   | 162,960    | 53,230        | -          | -          | 13,305             | 95      | 567            | -               |
| SOUTHWEST GEORGES . . . . .                      | 1,930,395                    | 1,320     | 365,457   | 357,100    | 53,230        | -          | -          | 6,490              | 160     | 1,673          | -               |
| NANTUCKET SHOALS & LHTSHIP . . . . .             | 620,990                      | -         | 16,985    | 750        | 750           | -          | -          | -                  | -       | 628            | -               |
| OFF NO MAN'S LAND . . . . .                      | 29,120                       | -         | 6,135     | 225        | -             | -          | -          | 170                | -       | -              | -               |
| RHODE ISLAND SHORE . . . . .                     | 3,630                        | 3,630     | 25,870    | 44,138     | 20,785        | -          | -          | 49,440             | 95      | 235            | -               |
| S. NEW ENGLAND, UNCLASSIFIED . . . . .           | 1,480                        | -         | 22,880    | -          | -             | -          | -          | -                  | -       | -              | -               |
| SOUTH . . . . .                                  | 1,375,653                    | 34,577    | 351,396   | 250,254    | 55,202        | -          | 640        | 33,963             | 4,486   | 1,181          | -               |
| CAPE COD $\frac{1}{2}$ . . . . .                 | -                            | -         | -         | -          | -             | -          | -          | -                  | -       | -              | -               |
| TOTAL . . . . .                                  | 7,166,488                    | 1,235,179 | 1,196,032 | 2,251,837  | 777,716       | 39,453,689 | 309,217    | 576,940            | 9,317   | 3/23,418       | -               |
| FLOATING TRAPS, EASTERN MASSACHUSETTS . . . . .  | -                            | -         | -         | -          | -             | -          | -          | -                  | -       | -              | -               |
| 45 . . . . .                                     | -                            | -         | -         | -          | -             | -          | -          | -                  | -       | -              | -               |
| SINK GILL NETS, EASTERN MASSACHUSETTS . . . . .  | 1,934                        | 818       | 90        | 138,023    | -             | -          | -          | 492,046            | 60,995  | 86             | 245             |
| DRIFT GILL NETS, EASTERN MASSACHUSETTS . . . . . | -                            | -         | -         | -          | -             | -          | -          | -                  | -       | -              | -               |
| TOTAL . . . . .                                  | -                            | -         | -         | -          | -             | -          | -          | -                  | -       | -              | -               |

(CONTINUED ON NEXT PAGE)

SEE FOOTNOTES AT END OF TABLE

LANDINGS AT CERTAIN MASSACHUSETTS PORTS

SUMMARY OF FISHERY: BY GEAR AND SUBAREA, 1949 - Continued

| GEAR AND SUBAREA                       | FLOUNDERS, ROUND - CONTINUED |           |           |            | HADDOCK, DRAWN |            | HAKE         |               | HALIBUT, DRAWN | MACKEREL, ROUND |
|--|------------------------------|-----------|-----------|------------|----------------|------------|--------------|---------------|----------------|-----------------|
|  | BLACKBACK                    | DAB       | FLUKE     | LARGE      | SCOD           | RED, ROUND | WHITE, LARGE |               |                |                 |
|  |                              |           |           |            |                |            | POUNDS       | DRESSED SMALL |                |                 |
| PURSE SEINES:                          |                              |           |           |            |                |            |              |               |                |                 |
| CENTRAL MAINE . . . . .                |                              |           |           |            |                |            |              |               |                | POUNDS          |
| WESTERN MAINE . . . . .                |                              |           |           |            |                |            |              |               |                | 35,1875         |
| EASTERN MASSACHUSETTS . . . . .        |                              |           |           |            |                |            |              |               |                | 4,4500          |
| OFF NO MAN'S LAND . . . . .            |                              |           |           |            |                |            |              |               |                | 3,160,550       |
| S. NEW ENGLAND, UNCLASSIFIED . . . . . |                              |           |           |            |                |            |              |               |                | 394,0735        |
| CAPE COD 1/2 . . . . .                 |                              |           |           |            |                |            |              |               |                | 2,265,184       |
| TOTAL . . . . .                        |                              |           |           |            |                |            |              |               |                | 6,575           |
| TOTAL . . . . .                        |                              |           |           |            |                |            |              |               |                | 129,550         |
| TOTAL . . . . .                        |                              |           |           |            |                |            |              |               |                | 21,010          |
| TOTAL . . . . .                        |                              |           |           |            |                |            |              |               |                | 6,086,242       |
| SCALLOP DREGDES:                       |                              |           |           |            |                |            |              |               |                |                 |
| EASTERN MASSACHUSETTS . . . . .        | 260                          |           |           |            |                |            |              |               |                |                 |
| WESTERN SIDE SOUTH CHANNEL . . . . .   | 8,895                        |           |           |            |                |            |              |               |                |                 |
| EASTERN SIDE SOUTH CHANNEL . . . . .   | 7,245                        |           |           |            |                |            |              |               |                |                 |
| NANTUCKET SHOALS & LIGHTSHIP . . . . . | 3,175                        |           |           |            |                |            |              |               |                |                 |
| CENTRAL AND S. E. GEORGES . . . . .    | 410                          |           |           |            |                |            |              |               |                |                 |
| SOUTHWEST GEORGES . . . . .            | 4,700                        |           |           |            |                |            |              |               |                |                 |
| NANTUCKET SHOALS & LIGHTSHIP . . . . . | 10,060                       | 225       |           |            |                | 40         | 70           |               | 110            |                 |
| S. NEW ENGLAND, UNCLASSIFIED . . . . . | 3/35,777                     | 3/225     |           |            |                | 3/2,375    | 3/20,000     |               | 3/110          |                 |
| TOTAL . . . . .                        | 2,614                        |           |           |            |                |            | 2,632        |               |                | 5,213,519       |
| POUND NETS, CAPE COD 1/2 . . . . .     | 13,036,783                   | 2,972,342 | 1,795,413 | 66,837,912 | 43,837,616     | 39,691,067 | 5,342,399    | 931,243       | 364,909        | 13,171,867      |
| GRAND TOTAL . . . . .                  |                              |           |           |            |                |            |              |               |                |                 |
| GEAR AND SUBAREA                       |                              |           |           |            |                |            |              |               |                |                 |
| POLLOCK                                |                              |           |           |            |                |            |              |               |                |                 |
| DRAWN                                  |                              |           |           |            |                |            |              |               |                |                 |
| POUNDS                                 |                              |           |           |            |                |            |              |               |                |                 |
| SCUP OR PERCH (ROPER FISH), ROUND      |                              |           |           |            |                |            |              |               |                |                 |
| POUNDS                                 |                              |           |           |            |                |            |              |               |                |                 |
| SWORDFISH, DRESSED                     |                              |           |           |            |                |            |              |               |                |                 |
| POUNDS                                 |                              |           |           |            |                |            |              |               |                |                 |
| WHITING                                |                              |           |           |            |                |            |              |               |                |                 |
| DRESSED                                |                              |           |           |            |                |            |              |               |                |                 |
| POUNDS                                 |                              |           |           |            |                |            |              |               |                |                 |
| WOLFFISH, DRAWN                        |                              |           |           |            |                |            |              |               |                |                 |
| POUNDS                                 |                              |           |           |            |                |            |              |               |                |                 |
| SCALLOPS (HEATS)                       |                              |           |           |            |                |            |              |               |                |                 |
| POUNDS                                 |                              |           |           |            |                |            |              |               |                |                 |
| OTHER, AS LANDED                       |                              |           |           |            |                |            |              |               |                |                 |
| POUNDS                                 |                              |           |           |            |                |            |              |               |                |                 |
| TOTAL, AS LANDED                       |                              |           |           |            |                |            |              |               |                |                 |
| POUNDS                                 |                              |           |           |            |                |            |              |               |                |                 |
| E. BROWNS AND LA HAVE . . . . .        | 2,200                        |           |           |            |                |            |              |               |                | 199,202         |
| SOUTHERN NOVA SCOTIA . . . . .         | 340                          |           |           |            |                |            |              |               |                | 331,380         |
| WESTERN BROWNS . . . . .               | 5,910                        |           |           |            |                |            | 7,600        |               |                | 889,358         |
| WESTERN NOVA SCOTIA . . . . .          | 200                          |           | 2,000     |            |                |            |              |               |                | 38,285          |
| WESTERN MASSACHUSETTS . . . . .        | 116,750                      | 365       |           |            |                | 390        | 19,105       |               | 9,005          | 1,756,451       |
| INNER GROUNDS . . . . .                | 19,835                       | 1,295     |           |            |                | 285        | 76,514       |               | 14,265         | 3,913,061       |
| WESTERN SIDE SOUTH CHANNEL . . . . .   | 3,835                        |           |           |            |                | 240        | 66,718       |               | 259            | 66,718          |
| EASTERN SIDE SOUTH CHANNEL . . . . .   | 2,200                        |           |           |            |                |            | 4,575        |               | 132,582        | 677,405         |
| NORTHERN EDGE OF GEORGES . . . . .     | 400                          |           |           |            |                |            | 2,250        |               |                | 7,785           |
| CENTRAL AND S. E. GEORGES . . . . .    | 5,100                        |           |           |            |                |            |              |               |                | 9,575           |
| SOUTHWEST GEORGES . . . . .            |                              |           |           |            |                |            |              |               |                | 99,925          |
| OFF NO MAN'S LAND . . . . .            |                              |           |           |            |                |            |              |               |                | 27,587          |
| S. NEW ENGLAND, UNCLASSIFIED . . . . . | 360                          |           |           |            |                |            |              |               |                | 1,836           |
| CAPE COD 1/2 . . . . .                 | 61,031                       |           |           |            |                | 110        | 601,945      |               |                | 4,006,514       |
| TOTAL . . . . .                        | 396,727                      | 1,670     | 6,495     |            |                | 395        | 170,549      |               |                | 12,925,687      |

(CONTINUED ON NEXT PAGE)

SEE FOOTNOTES AT END OF TABLE

## NEW ENGLAND FISHERIES

LANDINGS AT CERTAIN MASSACHUSETTS PORTS  
SUMMARY OF FISHERY: BY GEAR AND SUBAREA, 1949 - Continued

| GEAR AND SUBAREA                             | POLLOCK       |          | OCEAN PERCH (ROSEFISH), POUNDS | SCUP OR PORGY, POUNDS | SWORDFISH, DRESSED, POUNDS | WHITING  |          | WOLFFISH, DRAWN, POUNDS | SCALLOPS (HEATS), POUNDS | OTHER, AS LANDED, POUNDS | TOTAL, AS LANDED, POUNDS |
|--|---------------|----------|--------------------------------|-----------------------|----------------------------|----------|----------|-------------------------|--------------------------|--------------------------|--------------------------|
|  | DRAWN         | ROUND    |                                |                       |                            | DRESSED  | ROUND    |                         |                          |                          |                          |
| <b>HAND LINES:</b>                           |               |          |                                |                       |                            |          |          |                         |                          |                          |                          |
| EASTERN MASSACHUSETTS . . . . .              | 90,358        | -        | -                              | -                     | -                          | -        | -        | 100                     | -                        | 565,429                  | 675,026                  |
| CAPE COD 1/2 . . . . .                       | 5,752         | -        | -                              | 8,713                 | -                          | -        | -        | 95                      | -                        | 20,158                   | 174,445                  |
| <b>TOTAL . . . . .</b>                       | <b>96,110</b> | <b>-</b> | <b>-</b>                       | <b>8,713</b>          | <b>-</b>                   | <b>-</b> | <b>-</b> | <b>195</b>              | <b>-</b>                 | <b>585,587</b>           | <b>1,049,471</b>         |
| <b>HARBOURS:</b>                             |               |          |                                |                       |                            |          |          |                         |                          |                          |                          |
| NORTHEAST CAPE BRETON (OCC) . . . . .        | -             | -        | -                              | -                     | 190                        | -        | -        | -                       | -                        | -                        | 190                      |
| MIDDLE GROUND (OCCASIONAL) . . . . .         | -             | -        | -                              | -                     | 165                        | -        | -        | -                       | -                        | -                        | 165                      |
| WESTERN BROWNS . . . . .                     | -             | -        | -                              | -                     | 59,274                     | -        | -        | -                       | -                        | -                        | 59,274                   |
| EASTERN MASSACHUSETTS . . . . .              | -             | -        | -                              | -                     | -                          | -        | -        | -                       | -                        | 5,257                    | 5,257                    |
| EASTERN MASSACHUSETTS (OCC) . . . . .        | -             | -        | -                              | -                     | -                          | -        | -        | -                       | -                        | 1,960                    | 1,960                    |
| EASTERN SIDE SOUTH CHANNEL . . . . .         | -             | -        | -                              | -                     | 1,638                      | -        | -        | -                       | -                        | -                        | 1,638                    |
| EASTERN SIDE SOUTH CHANNEL (OCC) . . . . .   | -             | -        | -                              | -                     | 1,000                      | -        | -        | -                       | -                        | -                        | 1,000                    |
| NORTHERN EDGE OF GEORGES (OCC) . . . . .     | -             | -        | -                              | -                     | 94,037                     | -        | -        | -                       | -                        | -                        | 94,037                   |
| CENTRAL AND S.E. GEORGES . . . . .           | -             | -        | -                              | -                     | 215,757                    | -        | -        | -                       | -                        | -                        | 215,757                  |
| CENTRAL AND S.E. GEORGES (OCC) . . . . .     | -             | -        | -                              | -                     | 24,060                     | -        | -        | -                       | -                        | -                        | 24,060                   |
| SOUTHWEST GEORGES . . . . .                  | -             | -        | -                              | -                     | 98                         | -        | -        | -                       | -                        | -                        | 98                       |
| NANTUCKET SHOALS & LIGHTSHIP . . . . .       | -             | -        | -                              | -                     | 360                        | -        | -        | -                       | -                        | -                        | 360                      |
| NANTUCKET SHOALS & LIGHTSHIP (OCC) . . . . . | -             | -        | -                              | -                     | 2,015                      | -        | -        | -                       | -                        | -                        | 2,015                    |
| OFF NO MAN'S LAND . . . . .                  | -             | -        | -                              | -                     | 49,352                     | -        | -        | -                       | -                        | -                        | 49,352                   |
| OFF NO MAN'S LAND (OCCASIONAL) . . . . .     | -             | -        | -                              | -                     | 4,950                      | -        | -        | -                       | -                        | -                        | 4,950                    |
| S. NEW ENGLAND, UNCL. . . . .                | -             | -        | -                              | -                     | 14,884                     | -        | -        | -                       | -                        | -                        | 14,884                   |
| S. NEW ENGLAND, UNCL. (OCC) . . . . .        | -             | -        | -                              | -                     | 365                        | -        | -        | -                       | -                        | -                        | 365                      |
| CAPE COD 1/2 . . . . .                       | -             | -        | -                              | -                     | 137,985                    | -        | -        | -                       | -                        | -                        | 137,985                  |
| CAPE COD 1/2 (OCCASIONAL) . . . . .          | -             | -        | -                              | -                     | 24,207                     | -        | -        | -                       | -                        | -                        | 24,207                   |
| <b>TOTAL . . . . .</b>                       | <b>-</b>      | <b>-</b> | <b>-</b>                       | <b>-</b>              | <b>647,866</b>             | <b>-</b> | <b>-</b> | <b>-</b>                | <b>-</b>                 | <b>7,684</b>             | <b>655,550</b>           |
| <b>OTTER TRAWLS, LARGE:</b>                  |               |          |                                |                       |                            |          |          |                         |                          |                          |                          |
| NORTHEAST CAPE BRETON . . . . .              | 16,006        | -        | 10,307,377                     | -                     | -                          | -        | -        | 644                     | -                        | 38,130                   | 10,769,406               |
| MISLAINE BANK . . . . .                      | 2,150         | -        | 6,725,969                      | -                     | -                          | -        | -        | 9                       | -                        | 15,977                   | 6,811,788                |
| BANQUEREAU . . . . .                         | 93,033        | -        | 15,093,964                     | -                     | -                          | -        | -        | 5,130                   | -                        | 91,410                   | 18,120,745               |
| CANSO BANK . . . . .                         | 28,169        | -        | 13,509,383                     | -                     | -                          | -        | -        | 2,571                   | -                        | 78,790                   | 16,445,858               |
| MIDDLE GROUND . . . . .                      | 4,511         | -        | 6,151,349                      | -                     | -                          | -        | -        | 1,233                   | -                        | 17,847                   | 6,384,898                |
| S.E. SABLE ISLAND BANK . . . . .             | 49,690        | -        | 183,950                        | -                     | -                          | -        | -        | 660                     | -                        | 365                      | 2,535,415                |
| S.E. SABLE ISLAND BANK (OCC) . . . . .       | 362,752       | -        | 759,297                        | -                     | -                          | -        | -        | 70,150                  | -                        | 2,800                    | 2,097,870                |
| HORSEROE GROUND . . . . .                    | 192,530       | -        | 33,250                         | -                     | -                          | -        | -        | 36,260                  | -                        | 2,531,414                | 3,031,414                |
| S.W. SABLE ISLAND BANK . . . . .             | 19,723        | -        | 1,595,972                      | -                     | -                          | -        | -        | 1,084                   | -                        | 20,606                   | 1,686,673                |
| EASTERN NOVA SCOTIA . . . . .                | 115,849       | -        | 1,266,836                      | -                     | -                          | -        | -        | 11,521                  | -                        | 2,126,542                | 3,463,437                |
| EMERALD BANK . . . . .                       | 7,159         | -        | 1,435,580                      | -                     | -                          | -        | -        | 548                     | -                        | 6,120                    | 1,467,933                |
| E. BROWNS AND LA HAVE . . . . .              | 603,432       | -        | 3,463,437                      | -                     | -                          | -        | -        | 60,205                  | -                        | 13,186                   | 9,487,472                |
| SOUTHERN SCOTIA . . . . .                    | 710,599       | -        | 1,081,697                      | -                     | -                          | -        | -        | 47,804                  | -                        | 4,415                    | 4,890,692                |
| SOUTHERN BROWNS . . . . .                    | 75,480        | -        | 57,820                         | -                     | -                          | -        | -        | 223,927                 | -                        | 1,870                    | 7,740,501                |
| WESTERN NOVA SCOTIA . . . . .                | 6,480         | -        | 37,900                         | -                     | -                          | -        | -        | -                       | -                        | -                        | 113,690                  |
| SOUTHERN BAY OF FUNDY . . . . .              | 19,500        | -        | 37,900                         | -                     | -                          | -        | -        | -                       | -                        | -                        | 275                      |
| NOVA SCOTIA, UNCLASSIFIED . . . . .          | 20,400        | -        | 98,000                         | -                     | -                          | -        | -        | -                       | -                        | -                        | 10,665                   |

SEE FOOTNOTES AT END OF TABLE (CONTINUED ON NEXT PAGE)

NEW ENGLAND FISHERIES

LANDINGS AT CERTAIN MASSACHUSETTS PORTS

SUMMARY OF FISHERY: BY GEAR AND SUBAREA, 1949 - Continued

| GEAR AND SUBAREA                       | POLLOCK    |       | OCEAN PEECH (ROSEFISH), ROUND | SCUP OR PORGY, ROUND | SWORDFISH, DRESSED | WHITING   |         | WOLFFISH, DRAWN | SCALLOPS (HEATS) | OTHER, AS LANDED | TOTAL, AS LANDED |
|--|------------|-------|-------------------------------|----------------------|--------------------|-----------|---------|-----------------|------------------|------------------|------------------|
|  | DRAWN      | ROUND |                               |                      |                    | DRESSED   | ROUND   |                 |                  |                  |                  |
| OTTER TRAWLS, LARGE - CONTINUED:       |            |       |                               |                      |                    |           |         |                 |                  |                  |                  |
| EASTERN MAINE, . . . . .               | 21,352     | -     | 115,657                       | -                    | -                  | -         | 82      | -               | -                | -                | 159,913          |
| CENTRAL MAINE, . . . . .               | 4,760      | -     | 28,467                        | -                    | -                  | -         | 28      | -               | -                | -                | 44,511           |
| INNER GROUNDS, . . . . .               | 143,965    | -     | 3,100                         | -                    | -                  | -         | 1,181   | -               | 1,160            | -                | 1,422,608        |
| N. GULF OF MAINE, UNCLASSIFIED         | 981,333    | -     | 966,550                       | -                    | -                  | -         | 31,216  | 281             | -                | -                | 10,876,285       |
| WESTERN SIDE SOUTH CHANNEL, . . . . .  | 1,622,577  | 30    | 1,622,577                     | 30                   | -                  | -         | 64,100  | 230             | -                | -                | 11,116,335       |
| EASTERN SIDE SOUTH CHANNEL, . . . . .  | 3,371,140  | -     | 1,927,488                     | 70                   | -                  | -         | 148,933 | -               | -                | -                | 17,378           |
| NORTHERN EDGE OF GEORGES, . . . . .    | 565,245    | -     | 80,310                        | -                    | -                  | -         | 84,395  | -               | -                | -                | 25,690           |
| CENTRAL AND S.E. GEORGES, . . . . .    | 95,050     | -     | 6,940                         | -                    | -                  | 2,400     | 8,980   | 566             | -                | -                | 1,406,661        |
| SOUTHWEST GEORGES, . . . . .           | 2,590      | -     | 400                           | -                    | -                  | -         | 1,400   | -               | -                | 85               | 79,895           |
| NANTUCKET SHOALS, . . . . .            | 439,963    | -     | 95,100                        | -                    | -                  | -         | 36,120  | -               | -                | -                | 1,195            |
| S. NEW ENGLAND, UNCLASSIFIED . . . . . | 10,189,105 | -     | 66,924,585                    | 100                  | -                  | 4,000     | 851,270 | 3,107,771       | 372,666          | 186,645,094      |                  |
| TOTAL, . . . . .                       | 6,945      | -     | 6,840,665                     | -                    | -                  | -         | 1,359   | -               | -                | -                | 7,587,309        |
| OTTER TRAWLS, MEDIUM:                  | 39,415     | -     | 4,995,671                     | -                    | -                  | -         | 2,405   | -               | -                | -                | 33,530           |
| NORtheast CAPE BRETON, . . . . .       | 10,742     | -     | 12,569,919                    | -                    | -                  | -         | 1,051   | -               | -                | -                | 9,675,215        |
| BISSINE BANK, . . . . .                | 3,590      | -     | 8,606,780                     | -                    | -                  | -         | 1,769   | -               | -                | -                | 14,517,650       |
| CANSO BANK, . . . . .                  | -          | -     | -                             | -                    | -                  | -         | -       | -               | -                | -                | 23,844           |
| MIDDLE GROUND, . . . . .               | -          | -     | -                             | -                    | -                  | -         | -       | -               | -                | -                | 3,500            |
| N.E. SABLE ISLAND BANK, . . . . .      | -          | -     | 3,500                         | -                    | -                  | -         | 1,103   | -               | -                | -                | 933,282          |
| S.E. SABLE ISLAND BANK, . . . . .      | 8,569      | -     | 838,983                       | -                    | -                  | -         | 1,190   | -               | -                | -                | 42,980           |
| S.W. SABLE ISLAND BANK, . . . . .      | 41,185     | -     | 5,774,948                     | -                    | -                  | -         | 1,760   | -               | -                | -                | 94,720           |
| EASTERN NOVA SCOTIA, . . . . .         | 3,085      | -     | 2,536,283                     | -                    | -                  | 1,462     | 1,335   | -               | -                | -                | 2,647,551        |
| CENTRAL NOVA SCOTIA, . . . . .         | 10,695     | -     | 6,376,961                     | -                    | -                  | -         | 10,270  | -               | -                | -                | 42,630           |
| E. BROOKS AND LA HAVE, . . . . .       | 100,045    | -     | 6,298,711                     | -                    | -                  | -         | 17,785  | -               | -                | -                | 179,785          |
| SOUTHERN NOVA SCOTIA, . . . . .        | 336,648    | -     | 6,298,711                     | -                    | -                  | -         | 12,738  | -               | -                | -                | 1,151,768        |
| WESTERN NOVA SCOTIA, . . . . .         | 48,897     | -     | 386,257                       | -                    | -                  | 365       | 23,468  | -               | -                | -                | 30,810           |
| WESTERN MAINE, . . . . .               | 28,720     | -     | 780,325                       | -                    | -                  | -         | 55      | -               | -                | -                | 920,031          |
| EASTERN MAINE, . . . . .               | 41,806     | -     | 904,638                       | -                    | -                  | -         | 1,827   | -               | -                | -                | 13,380           |
| CENTRAL MAINE, . . . . .               | 8,075      | -     | 238,337                       | -                    | -                  | -         | 954     | -               | -                | -                | 1,500            |
| INNER GROUNDS, . . . . .               | 960,754    | -     | 1,697,486                     | -                    | -                  | 132,858   | 13,987  | -               | -                | -                | 5,657,702        |
| EASTERN MASSACHUSETTS, . . . . .       | 842,439    | -     | 3,181,898                     | -                    | -                  | 3,181,898 | 26,785  | 50              | -                | -                | 9,135,582        |
| N. GULF OF MAINE, UNCLASSIFIED         | 6,760      | -     | 40,981                        | -                    | -                  | -         | 4,239   | -               | -                | -                | 714,531          |
| WESTERN SIDE SOUTH CHANNEL, . . . . .  | 1,414,952  | 6,760 | 6,835                         | -                    | -                  | 6,835     | 74,607  | -               | -                | -                | 210,657          |
| EASTERN SIDE SOUTH CHANNEL, . . . . .  | 645,307    | -     | 11,470                        | -                    | -                  | 11,470    | 39,796  | 2,419           | -                | -                | 2,847,868        |
| NORTHERN EDGE OF GEORGES, . . . . .    | 151,042    | -     | 2,375                         | -                    | -                  | -         | 10,645  | -               | -                | -                | 11,050,801       |
| CENTRAL AND S.E. GEORGES, . . . . .    | 14,273     | -     | 20,520                        | -                    | -                  | -         | 14,525  | -               | -                | -                | 610              |
| NANTUCKET SHOALS, . . . . .            | 6,675      | -     | 2,000                         | 45                   | -                  | -         | 11,595  | -               | -                | -                | 6,585,880        |
| OFF NO MAN'S LAND, . . . . .           | 110        | -     | 3,400                         | -                    | -                  | 3,400     | 257,935 | -               | -                | -                | 1,212,148        |
| RHODE ISLAND SHORE, . . . . .          | 63,730     | -     | 49,050                        | 27,720               | -                  | -         | 8,800   | -               | -                | -                | 3,303,440        |
| S. NEW ENGLAND, UNCLASSIFIED . . . . . | 63,730     | -     | 13,985                        | -                    | -                  | -         | 693     | -               | -                | -                | 33,100           |
| TOTAL, . . . . .                       | 5,390,542  | 6,760 | 110,065,442                   | 46,520               | -                  | 3,613,525 | 274,238 | 3,18,655        | 5,698,096        | 187,545,591      |                  |

(CONTINUED ON NEXT PAGE)

SEE FOOTNOTES AT END OF TABLE

## NEW ENGLAND FISHERIES

## LANDINGS AT CERTAIN MASSACHUSETTS PORTS

SUMMARY OF FISHERY: BY GEAR AND SUBAREA, 1949 - Continued

| GEAR AND SUBAREA                                 | POLLOCK   |        | OCEAN PERCH (ROSEFISH), POUNDS | SCUP OR PORGY, POUNDS | SWORDFISH, DRESSED, POUNDS | WHITING    |           | WOLFFISH, DRAINED, POUNDS | SCALLOPS (HEATS), POUNDS | OTHER, AS LANDED, POUNDS | TOTAL, AS LANDED, POUNDS |
|--|-----------|--------|--------------------------------|-----------------------|----------------------------|------------|-----------|---------------------------|--------------------------|--------------------------|--------------------------|
|  | DRAWN     | ROUND  |                                |                       |                            | DRESSED    | ROUND     |                           |                          |                          |                          |
| OTHER TRAWLS, SMALL:                             |           |        |                                |                       |                            |            |           |                           |                          |                          |                          |
| WESTERN MAINE . . . . .                          | 330,953   | -      | 1,017,886                      | -                     | -                          | 230,873    | 26,967    | 12,626                    | -                        | 28,820                   | 3,145,860                |
| EASTERN MASSACHUSETTS . . . . .                  | 358,633   | -      | 468,433                        | -                     | -                          | 24,775,934 | 247,239   | 313                       | 7,260,019                | 40,291,372               |                          |
| INNER GROUNDS . . . . .                          | 51,690    | -      | 1,383,483                      | -                     | -                          | 1,559,900  | 1,500     | 1,770                     | 37,720                   | 1,725,483                |                          |
| WESTERN SIDE SOUTH CHANNEL . . . . .             | 153,321   | -      | 1,264,403                      | 700                   | -                          | 26,892     | 65,292    | 140                       | 19,290                   | 6,682,097                |                          |
| EASTERN SIDE SOUTH CHANNEL . . . . .             | 28,598    | -      | 343,300                        | -                     | -                          | 4,080      | 1,734     | 1,488                     | 7,920                    | 1,125,107                |                          |
| NORTHERN EDGE OF GEORGES . . . . .               | -         | 70     | -                              | -                     | -                          | -          | -         | -                         | -                        | 37,912                   | 37,912                   |
| CENTRAL AND S.E. GEORGES . . . . .               | -         | 476    | -                              | -                     | -                          | -          | 250       | 1,760                     | 85                       | 1,483,745                | 1,483,745                |
| WESTERN SIDE SOUTH CHANNEL . . . . .             | 13,070    | -      | -                              | 3,595                 | -                          | 400        | 1,220     | 2,372                     | 120                      | 1,697,794                | 1,697,794                |
| MARKET SHOALS & LINTSHIP . . . . .               | 1,060     | -      | -                              | 18,840                | 346                        | 4,500      | 12,230    | 2,333                     | 2,328,765                | 36,650,885               |                          |
| OFF NO MAN'S LAND . . . . .                      | -         | -      | -                              | 69,220                | -                          | 100        | -         | -                         | -                        | 8,105                    | 455,675                  |
| SOUTHERN MASSACHUSETTS . . . . .                 | 345       | -      | -                              | 70                    | -                          | 12,125     | -         | 50                        | 510                      | 336,385                  | 336,385                  |
| RHODE ISLAND SHORE . . . . .                     | 740       | -      | -                              | 3,105                 | 188                        | 4,807,269  | 7,980,865 | 766                       | 2,225,605                | 11,289,885               |                          |
| S. NEW ENGLAND, UNCLASSIFIED . . . . .           | 175       | -      | -                              | 2,410                 | -                          | -          | -         | 3,375                     | 65,045                   | 65,045                   |                          |
| SOUTH . . . . .                                  | 84,569    | -      | 8,105                          | 284,074               | -                          | -          | -         | 327                       | 2,273,689                | 20,634,140               |                          |
| CAPE COD 1/2 . . . . .                           | 1,023,689 | -      | 4,485,610                      | 382,024               | 3,534                      | 31,206,912 | 9,580,247 | 414,929                   | 14,314,925               | 132,620,592              |                          |
| TOTAL . . . . .                                  |           |        |                                |                       |                            |            |           |                           |                          |                          |                          |
| HAUL SEINES, EASTERN MASSACHUSETTS . . . . .     | -         | -      | -                              | -                     | -                          | -          | -         | -                         | -                        | 3,100                    | 3,100                    |
| FLOATING TRAPS, EASTERN MASSACHUSETTS . . . . .  | 38,053    | 41,193 | -                              | -                     | -                          | 10,217     | 101,435   | -                         | 476,938                  | 1,984,082                |                          |
| DIP NETS, EASTERN MASSACHUSETTS . . . . .        | -         | -      | -                              | -                     | -                          | -          | -         | -                         | -                        | 754,220                  | 754,220                  |
| SINK GILL NETS, EASTERN MASSACHUSETTS . . . . .  | 2,477,741 | 27,615 | -                              | -                     | -                          | 400        | 300       | 62                        | -                        | 21,061                   | 4,153,136                |
| DRIFT GILL NETS, EASTERN MASSACHUSETTS . . . . . | -         | -      | -                              | -                     | -                          | -          | 27,560    | 67,220                    | -                        | 3,097                    | 399,732                  |
| PURSE SEINES:                                    |           |        |                                |                       |                            |            |           |                           |                          |                          |                          |
| CENTRAL MAINE . . . . .                          | -         | -      | -                              | -                     | -                          | -          | -         | -                         | -                        | -                        | 35,875                   |
| WESTERN MAINE . . . . .                          | 100       | -      | -                              | -                     | -                          | -          | -         | -                         | -                        | 16,350                   | 61,120                   |
| EASTERN MASSACHUSETTS . . . . .                  | -         | -      | -                              | -                     | -                          | -          | -         | -                         | -                        | 7,243,626                | 10,404,294               |
| WESTERN SIDE SOUTH CHANNEL . . . . .             | -         | -      | -                              | -                     | -                          | -          | -         | -                         | -                        | 169,180                  | 564,115                  |
| EASTERN SIDE SOUTH CHANNEL . . . . .             | -         | -      | -                              | -                     | -                          | -          | -         | -                         | -                        | 2,265,184                | 2,265,184                |
| S. NEW ENGLAND, UNCLASSIFIED . . . . .           | -         | -      | -                              | -                     | -                          | -          | -         | -                         | -                        | 65,565                   | 65,565                   |
| SOUTH . . . . .                                  | -         | -      | -                              | -                     | -                          | -          | -         | -                         | -                        | 120,565                  | 120,565                  |
| CAPE COD 1/2 . . . . .                           | 3/100     | -      | -                              | -                     | -                          | -          | -         | -                         | -                        | 7,429,156                | 13,487,723               |
| TOTAL . . . . .                                  |           |        |                                |                       |                            |            |           |                           |                          |                          |                          |
| SCALLOP DREDGES:                                 |           |        |                                |                       |                            |            |           |                           |                          |                          |                          |
| EASTERN MASSACHUSETTS . . . . .                  | -         | -      | -                              | -                     | -                          | -          | -         | -                         | 75,697                   | -                        | 75,697                   |
| WESTERN SIDE SOUTH CHANNEL . . . . .             | -         | -      | -                              | -                     | -                          | -          | -         | -                         | 2,395,329                | -                        | 2,405,884                |

(CONTINUED ON NEXT PAGE)

SEE FOOTNOTES AT END OF TABLE


LANDINGS AT CERTAIN MASSACHUSETTS PORTS

SUMMARY OF FISHERY: BY GEAR AND SUBAREA, 1949 - Continued

| GEAR AND SUBAREA                          | POLLOCK    |        | OCEAN PERCH (ROSEFISH), |         | SCUP OR PORGY, ROUND |            | SWORDFISH, DRESSED |           | WHITING    |            | WOLFFISH, DRAWN | SCALLOPS (MEATS) | OTHER, AS LANDED | TOTAL, AS LANDED |
|---|------------|--------|-------------------------|---------|----------------------|------------|--------------------|-----------|------------|------------|-----------------|------------------|------------------|------------------|
|   | DRAWN      | ROUND  | POUNDS                  | ROUND   | POUNDS               | ROUND      | POUNDS             | DRESSED   | ROUND      | POUNDS     |                 |                  |                  |                  |
| SCALLOP DREDGES - CONTINUED:              |            |        |                         |         |                      |            |                    |           |            |            |                 |                  |                  |                  |
| EASTERN SIDE SOUTH CHANNEL:               |            |        |                         |         |                      |            |                    |           |            |            |                 |                  |                  |                  |
| NORTHERN EDGE OF GEORGES . . . . .        | -          | -      | -                       | -       | -                    | -          | -                  | -         | -          | -          | -               | 444,977          | -                | 453,537          |
| CENTRAL AND S.E. GEORGES . . . . .        | -          | -      | -                       | -       | -                    | -          | -                  | -         | -          | 105        | -               | 4,133,094        | -                | 4,138,596        |
| SOUTHWEST GEORGES . . . . .               | -          | -      | -                       | -       | -                    | -          | -                  | -         | -          | -          | -               | 162,908          | -                | 163,183          |
| NANTUCKET SHOALS & LIGHTSHIP . . . . .    | -          | -      | -                       | -       | -                    | -          | -                  | -         | -          | -          | -               | 3,728,748        | -                | 3,728,748        |
| OFF NO MAN'S LAND . . . . .               | -          | -      | -                       | -       | -                    | -          | -                  | -         | -          | -          | -               | 51,438           | -                | 51,438           |
| SOUTH NEW ENGLAND, UNCLASSIFIED . . . . . | 125        | -      | -                       | -       | -                    | -          | -                  | -         | -          | -          | -               | 295,824          | -                | 341,900          |
| SOUTH NEW ENGLAND, CLASSIFIED . . . . .   | -          | -      | -                       | -       | -                    | -          | -                  | -         | -          | -          | -               | 133,595          | -                | 133,595          |
| CAPE COD 1/ . . . . .                     | -          | -      | -                       | -       | -                    | -          | -                  | -         | -          | -          | -               | 1,326,676        | -                | 1,326,676        |
| TOTAL . . . . .                           | 3/125      | -      | -                       | -       | -                    | -          | -                  | -         | -          | 3/105      | 13,146,781      | -                | 150              | 13,225,238       |
| POUND NETS, CAPE COD 1/ . . . . .         | 22,129     | -      | -                       | -       | 11,816               | -          | -                  | -         | 285,923    | -          | -               | -                | 3,850,709        | 9,376,222        |
| GRAND TOTAL . . . . .                     | 19,628,321 | 77,438 | 181,482,132             | 449,173 | 648,400              | 34,863,244 | 10,651,405         | 1,711,348 | 13,178,905 | 33,643,259 | 564,825,638     | -                | -                | 564,825,638      |

1/ REPRESENTS THE CATCH LANDED AT PROVINCETOWN, WOODS HOLE, CHATHAM, OR WELLS ON THE AREA OF CAPTURE FOR THESE PORTS.  
 2/ POSSIBLE TO ALLOCATE THIS CATCH INTO THE SUBAREAS AS DATA ARE AVAILABLE.  
 3/ EXCLUSIVE OF DUPLICATION, EXCEPT THAT CRAFT LANDING AT CAPE COD PORTS MAY BE DUPLICATED WITH CRAFT FISHING ELSEWHERE.  
 INCIDENTAL CATCH.

NOTE: -OTTER TRAWLS ARE CLASSIFIED ACCORDING TO THE SIZE OF THE CRAFT. "SMALL" OTTER TRAWL CRAFT ARE THOSE 50 GROSS TONS CAPACITY OR UNDER; "MEDIUM" OTTER TRAWLS ARE THOSE 50 GROSS TONS TO 150 GROSS TONS; AND "LARGE" OTTER TRAWLS ARE THOSE OVER 150 GROSS TONS CAPACITY OR UNDER. "MEDIUM" OTTER TRAWLS ARE THOSE 50 GROSS TONS TO 150 GROSS TONS; AND "LARGE" OTTER TRAWLS ARE THOSE OVER 150 GROSS TONS CAPACITY OR UNDER. A SINGLE TRIP IS SHOWN FOR EACH VOYAGE. WHEN A CRAFT OPERATES IN TWO OR MORE SUBAREAS DURING A VOYAGE, A FRACTIONAL PART (IN TENTHS) OF THE TRIP IS ALLOTTED TO THE SUBAREA ON THE BASIS OF THE CATCH TAKEN IN EACH SUBAREA. OCCASIONAL AFTER THE NAME OF A SUBAREA INDICATES THAT THE CRAFT CONTRIBUTING TO THE CATCH AS SHOWN FISHED CHIEFLY WITH ANOTHER TYPE OF GEAR.



OTTER TRAWL IN OPERATION

LANDINGS AT CERTAIN MASSACHUSETTS PORTS

SUMMARY OF FISHERY: BY AREA AND SUBAREA, 1949

NEW ENGLAND FISHERIES

| AREA AND SUBAREA                                    | CRAFT FISHING | TRIPS    | DAYS ABSENT | COD, DRAWN |            |           | CURK, DRAWN | FLOUNDERS, ROUND |            |            | YELLOWTAIL |
|---|---------------|----------|-------------|------------|------------|-----------|-------------|------------------|------------|------------|------------|
|   |               |          |             | LARGE      | MARKET     | SCROD     |             | GRAY SOLE        | LEMON SOLE | POUNDS     |            |
|   |               |          |             |            |            |           |             |                  |            |            |            |
| OFF NOVA SCOTIA (XXI):                              |               |          |             |            |            |           |             |                  |            |            |            |
| NORTHEAST CAPE BRETON . . . . .                     | 55            | 119-6    | 1,313       | 159,887    | 93,165     | 127,000   | 218,909     | -                | -          | 4,030      |            |
| MISLINE BANK . . . . .                              | 47            | 75-3     | 62,168      | 42,717     | 4,640      | 14,540    | 3,845       | -                | -          | 14,450     |            |
| BANQUEREAU . . . . .                                | 68            | 182-2    | 711,898     | 896,942    | 40,361     | 148,056   | 3,463,123   | -                | -          | 137,250    |            |
| CANSO BANK . . . . .                                | 74            | 225-7    | 416,455     | 69,182     | 40,361     | 68,565    | 9,191       | -                | -          | -          |            |
| MIDDLE GROUND AND BANK . . . . .                    | 66            | 116-0    | 60,382      | 68,565     | 3,015      | 2,105     | 116,000     | -                | -          | 6,650      |            |
| S.E. SABLE ISLAND BANK . . . . .                    | 15            | 27-0     | 9,775       | 12,230     | 51,150     | 580       | 1,350       | -                | -          | 200,740    |            |
| S.W. SABLE ISLAND BANK . . . . .                    | 43            | 42-1     | 109,218     | 239,608    | 5,900      | 2,515     | 35,852      | -                | -          | 57,100     |            |
| HORSESHOE GROUND . . . . .                          | 403           | 20-3     | 141,070     | 262,475    | 13,150     | 3,800     | 952         | 300              | 100        | 28,150     |            |
| S.W. SABLE ISLAND BANK . . . . .                    | 19            | 20-3     | 141,070     | 262,475    | 13,150     | 3,800     | 952         | 300              | 100        | 28,150     |            |
| EASTERN NOVA SCOTIA . . . . .                       | 52            | 83-8     | 1,052       | 41,845     | 378        | 15,865    | 47,335      | -                | -          | -          |            |
| EMERALD BANK . . . . .                              | 60            | 43-4     | 408         | 92,032     | 9,530      | 6,708     | 11,021      | -                | -          | 5,080      |            |
| CENTRAL NOVA SCOTIA . . . . .                       | 48            | 38-7     | 383         | 17,689     | 8,702      | 40        | 6,069       | -                | -          | -          |            |
| S. BROWNS AND LA HAVE . . . . .                     | 113           | 175-7    | 366,027     | 545,591    | 16,725     | 70,686    | 11,495      | -                | -          | 18,700     |            |
| NORTHWEST NOVA SCOTIA . . . . .                     | 113           | 175-7    | 366,027     | 545,591    | 16,725     | 70,686    | 11,495      | -                | -          | 18,700     |            |
| WESTERN BROWNS . . . . .                            | 63            | 109-1    | 79,318      | 426,110    | 24,700     | 68,761    | 1,200       | -                | -          | 8,175      |            |
| WESTERN NOVA SCOTIA . . . . .                       | 20            | 19-1     | 15,830      | 9,934      | 21,750     | 3,595     | 4,575       | -                | -          | 69,670     |            |
| SOUTHERN BAY OF FUNDY . . . . .                     | 1             | 0-8      | 6           | 330        | 200        | 400       | -           | -                | -          | -          |            |
| NOVA SCOTIA, UNCLASSIFIED . . . . .                 | 3             | 2-8      | 33          | 30,100     | 18,000     | 8,400     | -           | -                | -          | -          |            |
| TOTAL . . . . .                                     | 1,159         | 1,421-3  | 14,657      | 3,340,483  | 3,936,651  | 475,515   | 4,630,841   | 9,070            | 558,595    | -          |            |
| OFF NEW ENGLAND (XXII):                             |               |          |             |            |            |           |             |                  |            |            |            |
| EASTERN MAINE . . . . .                             | 27            | 21-3     | 193         | 10,268     | 10,840     | 300       | 15,865      | -                | -          | -          |            |
| CENTRAL MAINE . . . . .                             | 10            | 7-1      | 59          | 4,508      | 1,940      | -         | 4,140       | -                | -          | -          |            |
| WESTERN MAINE . . . . .                             | 110           | 925-0    | 1,900       | 1,079,059  | 646,194    | 72,338    | 321,733     | 471,987          | 420        | 28,140     |            |
| EASTERN MASSACHUSETTS . . . . .                     | 436           | 12,016-1 | 12,872      | 2,495,579  | 1,888,847  | 320,579   | 481,483     | 608,935          | 6,290      | 1,122,205  |            |
| INNER GROUNDS . . . . .                             | 150           | 582-8    | 3,285       | 337,270    | 177,070    | 13,640    | 263,409     | 202,934          | 200        | 13,350     |            |
| NORTHERN GULF OF MAINE, UNCL.                       | 5             | 5-0      | 38          | 3,435      | 1,530      | -         | 2,055       | -                | -          | -          |            |
| WESTERN SIDE SOUTH CHANNEL . . . . .                | 358           | 1,767-3  | 8,974       | 1,372,591  | 3,675,075  | 419,710   | 314,556     | 526,843          | 589,615    | 446,495    |            |
| SOUTH CHANNEL . . . . .                             | 358           | 1,767-3  | 8,974       | 1,372,591  | 3,675,075  | 419,710   | 314,556     | 526,843          | 589,615    | 446,495    |            |
| NORTHERN EDGE OF GEORGE . . . . .                   | 154           | 1,039-7  | 6,794       | 3,952,697  | 5,731,693  | 472,650   | 1,714,525   | 305,795          | 1,011,927  | 865,985    |            |
| CENTRAL AND S.E. GEORGES . . . . .                  | 161           | 573-2    | 4,226       | 4,432,698  | 1,530,140  | 153,275   | 5,325       | 7,620            | 1,087,831  | 7,658,764  |            |
| SOUTHWEST GEORGES . . . . .                         | 149           | 344-2    | 2,316       | 86,665     | 263,675    | 32,885    | 37,897      | -                | -          | 444,048    |            |
| NANTUCKET SHOALS & LHTSHIP . . . . .                | 210           | 1,275-1  | 6,960       | 65,190     | 564,300    | 189,155   | 41,906      | 37,897           | 389,140    | 3,650,780  |            |
| OFF NO MAN'S LAND . . . . .                         | 173           | 1,713-2  | 3,822       | 7,965      | 136,155    | 13,870    | 24,650      | -                | -          | 2,735,775  |            |
| SOUTHERN MASSACHUSETTS . . . . .                    | 36            | 64-7     | 209         | 1,795      | 16,520     | 2,275     | 85          | -                | -          | 3,620      |            |
| RHODE ISLAND SHORE . . . . .                        | 35            | 55-7     | 193         | 505        | 17,695     | 2,230     | 85          | -                | -          | 307,010    |            |
| RISE AND FALL OF THE TIDE . . . . .                 | 242           | 1,000-0  | 2,816       | 391,490    | 742,068    | 50,410    | 14,195      | 34,890           | 433,755    | 843,493    |            |
| CAPE COD . . . . .                                  | 533           | 13,868-0 | 13,859      | 15,922,813 | 1,245,376  | 63,244    | 23,641      | 145,101          | 2,337,828  | -          |            |
| TOTAL . . . . .                                     | 1,157         | 35,631-3 | 74,881      | 15,922,813 | 16,785,374 | 1,893,186 | 1,781,472   | 2,459,621        | 4,614,586  | 23,638,094 |            |
| OFF MIDDLE ATLANTIC STATES (XXIII), SOUTH . . . . . | 33            | 39-4     | 247         | -          | 1,905      | 25        | 195         | -                | -          | 62,285     |            |
| GRAND TOTAL . . . . .                               | 1,194         | 37,092-0 | 89,785      | 19,263,316 | 20,723,930 | 2,358,726 | 2,001,193   | 7,290,657        | 4,623,656  | 24,258,974 |            |

(CONTINUED ON NEXT PAGE)

SEE FOOTNOTES AT END OF TABLE



LANDINGS AT CERTAIN MASSACHUSETTS PORTS  
SUMMARY OF FISHERY: BY AREA AND SUBAREA, 1949 - Continued

| AREA AND SUBAREA                       | FLOWERS, ROUND - CONTINUED |           |           |            |            | HADDOCK, DRAWN |            | REF.,<br>ROUND | HAKE      |         | HALIBUT,<br>DRAWN | MACKEREL,<br>ROUND |        |
|--|----------------------------|-----------|-----------|------------|------------|----------------|------------|----------------|-----------|---------|-------------------|--------------------|--------|
|  | BLACKBACK                  | DAB       | FLUKE     | LARGE      | SCROD      | POUNDS         | POUNDS     |                | POUNDS    | POUNDS  |                   |                    | POUNDS |
|  |                            |           |           |            |            |                |            |                |           |         |                   |                    |        |
| OFF NOVA SCOTIA (XXI):                 |                            |           |           |            |            |                |            |                |           |         |                   |                    |        |
| NORTHEAST CAPE BRETON                  | -                          | 19,153    | -         | 336,616    | 106,868    | -              | -          | -              | 30,122    | 1,127   | 25,011            | 250                |        |
| NORFOLK BANK . . . . .                 | -                          | 12,574    | -         | 19,630     | 7,312      | -              | -          | -              | 11,566    | 4,620   | 1,863             | -                  |        |
| BANQUEREAL . . . . .                   | -                          | 108,518   | -         | 384,163    | 287,771    | -              | -          | -              | 40,779    | 4,668   | 4,458             | -                  |        |
| CANSO BANK . . . . .                   | 630                        | 12,884    | -         | 21,527     | 51,622     | -              | -          | -              | 33,363    | 9,203   | 2,212             | -                  |        |
| MIDDLE GROUND . . . . .                | -                          | 12,884    | -         | 21,527     | 51,622     | -              | -          | -              | 61,518    | 1,656   | 6,139             | -                  |        |
| N.E. SABLE ISLAND BANK . . . . .       | -                          | 6,740     | -         | 786,350    | 982,930    | -              | -          | -              | 20,700    | -       | 5,359             | 500                |        |
| S.E. SABLE ISLAND BANK . . . . .       | 320                        | -         | 200       | -          | -          | -              | -          | -              | -         | -       | -                 | -                  |        |
| HORSESHOE GROUND . . . . .             | -                          | 11,247    | -         | 1,178,894  | 688,612    | -              | -          | -              | 16,248    | 5,861   | 6,644             | 2,843              |        |
| S.W. SABLE ISLAND BANK . . . . .       | -                          | 15,928    | -         | 859,112    | 643,960    | -              | -          | -              | 20,273    | 4,022   | 4,022             | 6,300              |        |
| EMERSON BANK . . . . .                 | -                          | 13,877    | -         | 24,318     | 81,325     | -              | -          | -              | 25,457    | 15,285  | 7,039             | 2,137              |        |
| NORFOLK SCOTIA . . . . .               | 80                         | 8,266     | -         | 261,574    | 287,700    | -              | -          | -              | 19,052    | 2,099   | 870               | 549                |        |
| CENTRAL NOVA SCOTIA . . . . .          | -                          | 44,614    | -         | 3,159,584  | 3,584      | -              | -          | -              | 94,981    | 4,598   | 2,100             | 1,100              |        |
| E. BROWNS AND LA HAVE . . . . .        | 550                        | 41,121    | -         | 2,475,543  | 1,196,528  | -              | 200        | -              | 94,490    | 19,013  | 18,746            | 3,000              |        |
| SOUTHERN NOVA SCOTIA . . . . .         | 560                        | 11,121    | -         | 1,196,528  | 1,196,528  | -              | -          | -              | 20,319    | 3,777   | 3,777             | 35,000             |        |
| WESTERN BROWNS . . . . .               | 440                        | 47,605    | -         | 1,124,730  | 2,242,886  | -              | -          | -              | 6,137     | 6,137   | 24,585            | 2,780              |        |
| WESTERN NOVA SCOTIA . . . . .          | -                          | 644       | -         | 46,862     | 17,174     | -              | -          | -              | 6,825     | 3,452   | -                 | -                  |        |
| SOUTHERN BAY OF FUNDY . . . . .        | -                          | 2,000     | -         | 1,160      | -          | -              | -          | -              | 1,400     | -       | -                 | -                  |        |
| NOVA SCOTIA, UNCLASSIFIED . . . . .    | 3,450                      | 1,000     | -         | 33,000     | 21,140     | -              | -          | -              | 1,700     | -       | 305               | -                  |        |
| TOTAL . . . . .                        | 6,030                      | 453,907   | -         | 14,925,499 | 8,246,981  | -              | 200        | -              | 480,124   | 92,640  | 111,939           | 39,639             |        |
| OFF NEW ENGLAND (XXII):                |                            |           |           |            |            |                |            |                |           |         |                   |                    |        |
| EASTERN MAINE . . . . .                | -                          | 4,666     | -         | 49,965     | 20,680     | -              | -          | -              | 8,982     | 5,337   | -                 | -                  |        |
| CENTRAL MAINE . . . . .                | -                          | 2,442     | -         | 15,576     | 2,552      | -              | -          | -              | 4,700     | 1,297   | -                 | -                  |        |
| WESTERN MAINE . . . . .                | 23,148                     | 244,407   | -         | 1,159,780  | 302,551    | -              | 70         | -              | 1,043,115 | 185,728 | 6,251             | 35,875             |        |
| EASTERN MASSACHUSETTS . . . . .        | 894,821                    | 1,079,522 | 2,670     | 1,145,542  | 202,975    | -              | 8,860      | -              | 1,560,743 | 318,040 | 16,452            | 44,550             |        |
| NORTHERN MASSACHUSETTS . . . . .       | 7,607                      | 123,387   | -         | 1,649,312  | 262,663    | -              | 3,670      | -              | 332,681   | 153,636 | 5,333             | 4,789,076          |        |
| NORTHERN CURS OF MAINE, UNCL.          | -                          | -         | -         | -          | -          | -              | -          | -              | -         | -       | -                 | -                  |        |
| WESTERN SIDE SOUTH CHANNEL . . . . .   | 3,451,251                  | 354,105   | 7,980     | 10,480,600 | 1,210      | -              | 7,155      | -              | 917,972   | 73,402  | 19,355            | 403,380            |        |
| EASTERN SIDE SOUTH CHANNEL . . . . .   | 994,149                    | 398,425   | 465       | 7,432,716  | 3,139,011  | -              | 60         | -              | 501,969   | 61,842  | 27,691            | 6,420              |        |
| NORTHERN EDGE OF GEORGES . . . . .     | 213,157                    | 70,290    | -         | 14,031,745 | 17,278,705 | -              | 26         | -              | 2,491     | 2,491   | 162,770           | 1,470              |        |
| CENTRAL AND S.E. GEORGES . . . . .     | 755,958                    | 52,475    | 555       | 7,916,225  | 7,522,190  | -              | -          | -              | 68,228    | 33,500  | 38,836            | 1,770              |        |
| SOUTHWEST GEORGES . . . . .            | 314,075                    | 56,450    | 489,044   | 3,004,315  | 1,974,705  | -              | -          | -              | 23,760    | 100     | 14,540            | 1,470              |        |
| HANTUCKET SHOALS & LHTSHIP . . . . .   | 3,297,350                  | 5,485     | 1,400     | 672,530    | 1,196,210  | -              | 559,615    | -              | 23,790    | 95      | 2,962             | 1,265              |        |
| SOUTHERN SHOALS . . . . .              | 635,085                    | 115       | 6,690     | 20,555     | -          | -              | 30,875,164 | -              | 15,145    | -       | -                 | 2,295,722          |        |
| SOUTHERN MASSACHUSETTS . . . . .       | 30,560                     | -         | 6,690     | 285        | -          | -              | -          | -              | -         | -       | -                 | -                  |        |
| RHODE ISLAND SHORE . . . . .           | 677,887                    | 90,180    | 52,930    | 2,289,333  | 2,060,895  | -              | 8,235,603  | -              | 111,020   | 95      | 16,118            | 11,150             |        |
| S. NEW ENGLAND, UNCLASSIFIED . . . . . | 1,384,105                  | 35,420    | 354,852   | 2,035,869  | 53,207     | -              | 640        | -              | 77,179    | 4,186   | 96,537            | 5,244,225          |        |
| CAPE COD 2/ . . . . .                  | 13,025,303                 | 2,518,445 | 1,696,018 | 51,912,413 | 35,590,635 | -              | 39,650,867 | -              | 4,860,490 | 838,603 | 252,970           | 13,002,678         |        |
| TOTAL . . . . .                        | 13,025,303                 | 2,518,445 | 1,696,018 | 51,912,413 | 35,590,635 | -              | 39,650,867 | -              | 4,860,490 | 838,603 | 252,970           | 13,002,678         |        |
| OFF MIDDLE ATLANTIC STATES (XXIII):    |                            |           |           |            |            |                |            |                |           |         |                   |                    |        |
| SOUTH . . . . .                        | 5,450                      | 2,972,352 | 1,785,413 | 66,837,912 | 43,837,616 | -              | 39,691,067 | -              | 5,342,369 | 931,243 | 364,909           | 13,171,867         |        |
| GRAND TOTAL . . . . .                  | 5,450                      | 2,972,352 | 1,785,413 | 66,837,912 | 43,837,616 | -              | 39,691,067 | -              | 5,342,369 | 931,243 | 364,909           | 13,171,867         |        |

(CONTINUED ON NEXT PAGE)

SEE FOOTNOTES AT END OF TABLE

## NEW ENGLAND FISHERIES

## LANDINGS AT CERTAIN MASSACHUSETTS PORTS

SUMMARY OF FISHERY: BY AREA AND SUBAREA, 1949 - Continued

| AREA AND SUBAREA                       | POLLOCK    |        | SCUP OR<br>FORGY,<br>ROUND | SWORDFISH,<br>DRESSED | WHITING |            | WOLFFISH,<br>DRAIN | SCALLOPS<br>(HEATS) | OTHER, AS<br>LANDED | TOTAL, AS<br>LANDED |             |         |
|--|------------|--------|----------------------------|-----------------------|---------|------------|--------------------|---------------------|---------------------|---------------------|-------------|---------|
|  | DRAWN      | ROUND  |                            |                       | POUNDS  | POUNDS     |                    |                     |                     |                     | POUNDS      | POUNDS  |
|  |            |        |                            |                       |         |            |                    |                     |                     |                     |             |         |
| OFF NOVA SCOTIA (XXI):                 |            |        |                            |                       |         |            |                    |                     |                     |                     |             |         |
| NORTHEAST CAPE BRETON . . . . .        | 22,951     |        |                            | 190                   |         |            | 2,003              |                     | 70,800              | 18,367,905          |             |         |
| MISATINE BANK . . . . .                | 41,951     |        |                            |                       |         |            | 29                 |                     | 43,507              | 11,928,125          |             |         |
| WALPOLE BANK . . . . .                 | 11,721,640 |        |                            |                       |         |            |                    |                     | 70,255              | 10,628,795          |             |         |
| CANSO BANK . . . . .                   | 24,095,712 |        |                            |                       |         |            |                    |                     | 19,854,348          | 71,934,749          |             |         |
| MIDDLE GROUND . . . . .                | 26,175,474 |        |                            |                       |         |            |                    |                     | 754,061             | 25,930,062          |             |         |
| N.E. ISLAND . . . . .                  | 14,759,150 |        |                            | 165                   |         |            |                    |                     |                     | 174,609             | 30,963,508  |         |
| N.E. SABLE ISLAND BANK . . . . .       | 183,950    |        |                            |                       |         |            |                    |                     |                     | 41,693              | 15,128,967  |         |
| S.E. SABLE ISLAND BANK . . . . .       | 159,000    |        |                            |                       |         |            |                    |                     |                     | 2,555,015           |             |         |
| HORSESHOE GROUND . . . . .             | 370,801    |        |                            |                       |         |            |                    |                     |                     | 4,213,370           |             |         |
| S.M. SABLE ISLAND BANK . . . . .       | 165,090    |        |                            |                       |         |            |                    |                     |                     | 9,650               | 2,543,085   |         |
| EASTERN NOVA SCOTIA . . . . .          | 7,307,620  |        |                            |                       |         |            |                    |                     |                     | 2,264,963           | 9,572,583   |         |
| CENTRAL NOVA SCOTIA . . . . .          | 3,783,110  |        |                            |                       |         |            |                    |                     |                     | 115,326             | 7,774,925   |         |
| E. BROWNS AND LA HAVÉ . . . . .        | 3,772,241  |        |                            |                       |         |            |                    |                     |                     | 20,246              | 4,774,093   |         |
| SOUTHERN NOVA SCOTIA . . . . .         | 705,678    |        |                            |                       |         |            |                    |                     |                     | 48,750              | 3,935,022   |         |
| WESTERN BROWNS . . . . .               | 1,047,547  |        |                            |                       |         |            |                    |                     |                     | 89,972              | 16,907,532  |         |
| SOUTHERN BAY OF FUNDY . . . . .        | 877,145    |        |                            | 59,274                |         |            |                    |                     |                     | 104,862             | 13,075,398  |         |
| N.OVA SCOTIA, UNCLASSIFIED . . . . .   | 37,400     |        |                            |                       |         |            |                    |                     |                     | 5,245               | 10,895,841  |         |
| TOTAL . . . . .                        | 20,400     |        |                            |                       |         |            |                    |                     |                     | 39,570              | 1,072,005   |         |
|  |            |        |                            |                       |         |            |                    |                     |                     | 10,685              | 243,505     |         |
|  |            |        |                            |                       |         |            |                    |                     |                     | 2,975               | 172,452,448 |         |
| OFF NEW ENGLAND (XXII):                |            |        |                            |                       |         |            |                    |                     |                     |                     |             |         |
| EASTERN MAINE . . . . .                | 63,159     |        |                            | 59,629                |         |            | 540,535            |                     | 932,736             | 1,237,711           |             |         |
| CENTRAL MAINE . . . . .                | 12,835     |        |                            |                       |         |            |                    |                     |                     | 13,360              | 49,065,680  |         |
| WESTERN MAINE . . . . .                | 1,453,627  |        |                            |                       |         |            |                    |                     |                     | 227,917             | 29,471,034  |         |
| EASTERN MASSACHUSETTS . . . . .        | 70,293     |        |                            |                       |         |            |                    |                     |                     | 70,255              | 10,628,795  |         |
| NORTHERN GULF OF MAINE, UNCL.          | 1,041,820  |        |                            |                       |         |            |                    |                     |                     | 19,854,348          | 71,934,749  |         |
| WESTERN SIDE SOUTH CHANNEL . . . . .   | 7,975      |        |                            |                       |         |            |                    |                     |                     | 754,061             | 25,930,062  |         |
| EASTERN SIDE SOUTH CHANNEL . . . . .   | 2,551,866  |        |                            |                       |         |            |                    |                     |                     |                     | 171,650     |         |
| NORTHERN EDGE OF GEORGES . . . . .     | 2,236,777  |        |                            |                       |         |            |                    |                     |                     | 403,778             | 49,065,680  |         |
| CENTRAL AND S.E. GEORGES . . . . .     | 3,481,282  |        |                            |                       |         |            |                    |                     |                     | 227,917             | 29,471,034  |         |
| SOUTHWEST GEORGES . . . . .            | 706,689    |        |                            |                       |         |            |                    |                     |                     | 4,133,094           | 77,648      |         |
| NANTUCKET SHOALS & LIGHTSHIP . . . . . | 125,325    |        |                            |                       |         |            |                    |                     |                     | 2,065               | 16,163,941  |         |
| SOUTHERN MASSACHUSETTS . . . . .       | 1,135      |        |                            |                       |         |            |                    |                     |                     | 2,725               | 36,303,343  |         |
| RHODE ISLAND SHORE . . . . .           | 455        |        |                            |                       |         |            |                    |                     |                     | 3,725,085           | 40,327,852  |         |
| S. NEW ENGLAND, UNCLASSIFIED . . . . . | 503,910    |        |                            |                       |         |            |                    |                     |                     | 8,105               | 455,675     |         |
| CAPE COD <sup>2/</sup> . . . . .       | 173,551    |        |                            |                       |         |            |                    |                     |                     | 50                  | 361,795     |         |
| TOTAL . . . . .                        | 15,930,584 | 77,438 | 51,983,933                 | 432,083               | 588,771 | 34,859,817 | 10,650,805         | 1,170,913           | 13,045,310          | 32,674,048          | 391,895,190 |         |
| OFF MIDDLE ATLANTIC STATES (XXIII):    |            |        |                            |                       |         |            |                    |                     |                     |                     |             |         |
| SOUTH . . . . .                        | 250        |        |                            |                       |         |            |                    |                     |                     |                     | 36,475      | 478,000 |
| GRAND TOTAL . . . . .                  | 19,629,321 | 77,438 | 181,482,132                | 449,173               | 648,400 | 34,863,244 | 10,651,405         | 1,711,348           | 13,178,905          | 33,643,259          | 364,825,638 |         |

<sup>1/</sup> EXCLUSIVE OF DUPLICATION, EXCEPT THAT CRAFT LANDING AT CAPE COD PORTS MAY BE DUPLICATED WITH CRAFT FISHING ELSEWHERE.

<sup>2/</sup> REPRESENTS THE CATCH LANDED AT PROVINCE TOWN, WOODS HOLE, CHATHAM, HYANNIS, HARMICH PORT, AND OTHER CAPE COD PORTS EAST OF BUZZARDS BAY. IT IS NOT POSSIBLE TO ALLOCATE THIS CATCH INTO SUBAREAS AS DATA ARE NOT COLLECTED ON THE AREA OF CAPTURE FOR THESE PORTS.

NOTE:---THE ROMAN NUMERALS APPEARING IN THE ABOVE TABLE REFER TO THE NUMBERS GIVEN THOSE AREAS BY THE NORTH AMERICAN COUNCIL ON FISHERY INVESTIGATIONS.

## LANDINGS AT MAINE PORTS

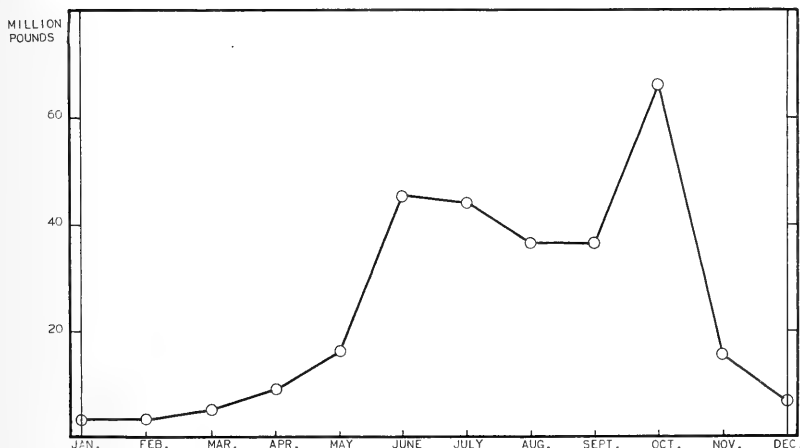
In 1946, the Fish and Wildlife Service, in cooperation with the Maine Department of Sea and Shore Fisheries, began to collect, compile, and publish monthly and annual data on the landings of fish and shellfish in Maine. These data are published in detail in "Maine Landings" which is in the Current Fishery Statistics Series of reports issued by the Service. In addition to the individual monthly reports, two annual summaries were published in 1949, one listing the catch by months, (Current Fisheries Statistics, No. 544) and the other listing the catch by gear and county, (Current Fisheries Statistics, No. 548).

The data on Maine landings during 1949 represent the landed weight of fish. Figures on the landings of shellfish and marine products, other than fish, represent the round weight of the catch except for bivalve and univalve mollusks, which are reported in pounds of meats.

Landings of fishery products at Maine ports in 1949 totaled 292,203,570 pounds valued at \$14,988,040 to the fishermen. This represented a decrease of 4 percent in quantity of landings and a decrease of 7 percent in value of landings compared with the previous year. Increased landings of ocean perch (rosefish), whiting, menhaden, lobsters, and unclassified fish largely used for reduction, were not sufficient to offset a decline of nearly 33 million pounds in herring receipts. Herring, used principally in canning Maine sardines, accounted for 51 percent of the total poundage and 16 percent of the total value. Although lobsters accounted for only 7 percent of the total catch, they represented 45 percent of the value, making them the most valuable species taken.

During the year, 48,926,666 pounds of fish and shellfish, valued at \$1,662,711 were landed in Portland. Prior to 1947, these landings were included in the bulletins entitled "Landings at Certain New England Ports", summaries of which appear in annual Statistical Digests. To avoid duplication, beginning in 1947, data on Portland landings were omitted from these bulletins since the data appeared in the monthly and annual Maine reports.

## LANDINGS AT MAINE PORTS, BY MONTHS, 1949



## NEW ENGLAND FISHERIES

## LANDINGS AT MAINE PORTS BY MONTHS, 1949

| SPECIES<br>FISH                            | JANUARY   |         | FEBRUARY  |         | MARCH     |         | APRIL     |         |
|--|-----------|---------|-----------|---------|-----------|---------|-----------|---------|
|  | POUNDS    | VALUE   | POUNDS    | VALUE   | POUNDS    | VALUE   | POUNDS    | VALUE   |
| COD:                                       |           |         |           |         |           |         |           |         |
| ROUND:                                     |           |         |           |         |           |         |           |         |
| LARGE . . . . .                            | 2,673     | \$160   | 3,283     | \$148   | 7,000     | \$331   | 30,856    | \$1,070 |
| MARKET . . . . .                           | 1,673     | 50      | 2,510     | 83      | 16,609    | 652     | 137,505   | 4,338   |
| SCROD . . . . .                            | 359       | 4       | 48        | 1       | 1,067     | 21      | 16,836    | 259     |
| DRAWN:                                     |           |         |           |         |           |         |           |         |
| LARGE . . . . .                            | 63,656    | 6,046   | 62,372    | 4,666   | 154,811   | 11,036  | 254,284   | 12,123  |
| MARKET . . . . .                           | 72,939    | 3,709   | 78,753    | 3,830   | 183,167   | 9,341   | 354,193   | 13,010  |
| SCROD . . . . .                            | 4,386     | 163     | 3,536     | 162     | 8,710     | 340     | 66,592    | 1,923   |
| HADDOCK:                                   |           |         |           |         |           |         |           |         |
| ROUND:                                     |           |         |           |         |           |         |           |         |
| LARGE . . . . .                            | 643       | 64      | 79        | 6       | 439       | 40      | 69,379    | 3,808   |
| SCROD . . . . .                            | -         | -       | -         | -       | 74        | 3       | 12,158    | 392     |
| DRAWN:                                     |           |         |           |         |           |         |           |         |
| LARGE . . . . .                            | 227,019   | 25,446  | 137,174   | 13,664  | 199,642   | 19,866  | 567,284   | 35,536  |
| SCROD . . . . .                            | 76,512    | 4,627   | 49,360    | 2,600   | 62,595    | 3,611   | 239,393   | 9,134   |
| HAKE:                                      |           |         |           |         |           |         |           |         |
| RED, ROUND . . . . .                       | 560       | 30      | 485       | 28      | 1,690     | 194     | 5,300     | 278     |
| WHITE:                                     |           |         |           |         |           |         |           |         |
| ROUND . . . . .                            | 1,287     | 40      | -         | -       | 190       | 9       | 931       | 38      |
| DRAWN . . . . .                            | 91,179    | 9,648   | 94,796    | 10,336  | 170,019   | 19,220  | 224,529   | 13,847  |
| POLLACK:                                   |           |         |           |         |           |         |           |         |
| ROUND . . . . .                            | 257       | 5       | -         | -       | -         | -       | 1,698     | 97      |
| DRAWN . . . . .                            | 114,971   | 4,365   | 63,866    | 1,821   | 218,599   | 8,505   | 425,585   | 9,973   |
| CISKY, DRAWN . . . . .                     | 50,721    | 4,575   | 63,506    | 4,963   | 114,263   | 8,200   | 164,189   | 5,899   |
| HALIBUT, DRAWN . . . . .                   | 481       | 184     | 933       | 361     | 1,876     | 678     | 5,054     | 1,470   |
| MACKEREL, ROUND . . . . .                  | -         | -       | -         | -       | 28        | 3       | -         | -       |
| FLOUNDERS, ROUND:                          |           |         |           |         |           |         |           |         |
| GRAY SOLE . . . . .                        | 14,853    | 1,022   | 21,615    | 1,455   | 75,215    | 3,916   | 68,198    | 3,192   |
| LEMON SOLE . . . . .                       | -         | -       | -         | -       | 565       | 26      | -         | -       |
| YELLOWTAIL . . . . .                       | 29,260    | 3,258   | 13,265    | 1,455   | 9,566     | 1,268   | 12,399    | 646     |
| BLACKBACK . . . . .                        | 107,160   | 8,368   | 109,339   | 6,604   | 87,641    | 4,534   | 58,642    | 2,756   |
| DAB . . . . .                              | 19,080    | 901     | 24,317    | 994     | 56,147    | 2,128   | 120,621   | 3,117   |
| OCEAN PERCH (ROSEFISH),<br>ROUND . . . . . | 960,293   | 36,068  | 1,443,819 | 54,276  | 2,262,562 | 85,054  | 3,758,593 | 150,253 |
| WHITING:                                   |           |         |           |         |           |         |           |         |
| ROUND . . . . .                            | -         | -       | -         | -       | 2,723     | 120     | -         | -       |
| DRESSED . . . . .                          | -         | -       | -         | -       | -         | -       | 6,594     | 245     |
| WOLFFISH (CATFISH):                        |           |         |           |         |           |         |           |         |
| DRAWN . . . . .                            | 3,553     | 154     | 5,970     | 248     | 17,649    | 728     | 44,747    | 1,072   |
| ALEWIVES, ROUND . . . . .                  | -         | -       | -         | -       | -         | -       | 12,180    | 348     |
| EELS, ROUND . . . . .                      | -         | -       | 2,200     | 550     | -         | -       | -         | -       |
| SHAD, ROUND . . . . .                      | 25        | 1       | -         | -       | -         | -       | -         | -       |
| SHARK, DRESSED . . . . .                   | 130       | 3       | -         | -       | -         | -       | -         | -       |
| SMELT, ROUND . . . . .                     | 33,659    | 9,490   | 26,768    | 9,054   | 1,286     | 321     | 60,080    | 12,463  |
| STURGEON, DRAWN . . . . .                  | -         | -       | -         | -       | 39        | 8       | -         | -       |
| SUCKERS, ROUND . . . . .                   | -         | -       | 9,305     | 651     | -         | -       | -         | -       |
| MISCELLANEOUS . . . . .                    | 2,500     | 58      | 5,180     | 120     | 8,655     | 173     | 2,449     | 64      |
| TOTAL . . . . .                            | 1,879,828 | 118,439 | 2,224,479 | 118,076 | 3,662,827 | 180,326 | 6,736,255 | 287,351 |
| SHELLFISH, ETC.                            |           |         |           |         |           |         |           |         |
| CRABS . . . . .                            | 16,858    | 777     | 13,652    | 653     | 49,627    | 1,303   | 50,556    | 1,922   |
| CLAMS:                                     |           |         |           |         |           |         |           |         |
| SOFT . . . . .                             | 746,772   | 131,812 | 590,013   | 107,484 | 823,494   | 129,422 | 1,060,267 | 124,751 |
| HARD (QUAGGS) . . . . .                    | 5,295     | 721     | 1,499     | 225     | 4,007     | 673     | 15,950    | 3,267   |
| LOBSTERS, MAINE . . . . .                  | 561,195   | 239,302 | 460,951   | 245,933 | 509,146   | 309,447 | 761,297   | 348,811 |
| SHRIMP . . . . .                           | -         | -       | 5,500     | 963     | 4,200     | 840     | -         | -       |
| SCALLOPS, SEA . . . . .                    | 75,746    | 29,778  | 52,123    | 19,122  | 59,640    | 17,981  | 110       | 40      |
| MUSSELS, SEA . . . . .                     | 91,940    | 4,961   | 56,201    | 2,413   | 30,485    | 1,556   | 15,960    | 761     |
| PERIWINKLES . . . . .                      | 468       | 116     | 540       | 180     | 954       | 199     | 306       | 101     |
| SEA URCHINS (SEA EGGS) . . . . .           | 8,575     | 281     | 2,870     | 141     | 1,505     | 76      | 25,495    | 20,355  |
| BLOODWORMS . . . . .                       | 87        | 50      | 907       | 657     | 8,848     | 5,855   | -         | 150     |
| SANDWORMS . . . . .                        | -         | -       | -         | -       | -         | -       | 2,935     | 150     |
| LIVERS . . . . .                           | 59,626    | 4,785   | 30,561    | 2,463   | 52,075    | 3,904   | 89,933    | 6,340   |
| SPAWN . . . . .                            | 195       | 17      | 310       | 35      | 2,302     | 317     | 1,467     | 366     |
| TOTAL . . . . .                            | 1,566,757 | 412,600 | 1,215,127 | 380,269 | 1,546,283 | 472,573 | 2,021,716 | 506,864 |
| GRAND TOTAL . . . . .                      | 3,446,585 | 531,039 | 3,439,605 | 498,345 | 5,209,110 | 652,899 | 8,757,971 | 794,215 |

(CONTINUED ON NEXT PAGE)

## LANDINGS AT MAINE PORTS BY MONTHS, 1949 - Continued

| SPECIES                                      | MAY         |           | JUNE       |           | JULY       |           | AUGUST     |           |
|--|-------------|-----------|------------|-----------|------------|-----------|------------|-----------|
|  | POUNDS      | VALUE     | POUNDS     | VALUE     | POUNDS     | VALUE     | POUNDS     | VALUE     |
| COD:   |             |           |            |           |            |           |            |           |
| ROUND:                                       |             |           |            |           |            |           |            |           |
| LARGE . . . .                                | 35,817      | \$1,074   | 29,098     | \$644     | 6,347      | \$133     | 8,426      | \$208     |
| MARKET . . .                                 | 68,223      | 1,552     | 28,572     | 463       | 28,218     | 571       | 3,591      | 61        |
| SCROD . . . .                                | 9,801       | 102       | 5,918      | 60        | 2,055      | 22        | 994        | 10        |
| DRAWN:                                       |             |           |            |           |            |           |            |           |
| LARGE . . . .                                | 405,504     | 19,894    | 412,673    | 24,516    | 389,285    | 32,183    | 279,524    | 26,155    |
| MARKET . . .                                 | 263,142     | 8,645     | 200,439    | 5,689     | 181,740    | 5,920     | 158,237    | 4,720     |
| SCROD . . . .                                | 33,409      | 621       | 13,948     | 409       | 7,970      | 219       | 10,707     | 275       |
| HADDOCK:                                     |             |           |            |           |            |           |            |           |
| ROUND:                                       |             |           |            |           |            |           |            |           |
| LARGE . . . .                                | 13,544      | 699       | 3,894      | 171       | 9,356      | 493       | 2,023      | 111       |
| SCROD . . . .                                | 2,725       | 76        | 161        | 5         | 798        | 30        | -          | -         |
| DRAWN:                                       |             |           |            |           |            |           |            |           |
| LARGE . . . .                                | 260,697     | 16,594    | 332,413    | 18,513    | 349,770    | 21,551    | 507,193    | 31,134    |
| SCROD . . . .                                | 83,707      | 3,042     | 105,492    | 3,545     | 90,660     | 3,147     | 117,313    | 4,225     |
| HAKE:  |             |           |            |           |            |           |            |           |
| RED, ROUND . .                               | 4,475       | 67        | 13,065     | 408       | 11,382     | 399       | 38,715     | 2,063     |
| WHITE:                                       |             |           |            |           |            |           |            |           |
| ROUND . . . .                                | 14,480      | 289       | 248,504    | 4,964     | 470,129    | 9,395     | 88,567     | 1,771     |
| DRAWN . . . .                                | 350,751     | 12,833    | 538,236    | 17,809    | 429,558    | 12,508    | 463,826    | 17,314    |
| POLLOCK:                                     |             |           |            |           |            |           |            |           |
| ROUND . . . .                                | 1,278       | 21        | 7,360      | 75        | 153,015    | 1,826     | 61,814     | 508       |
| DRAWN . . . .                                | 374,194     | 7,349     | 412,520    | 9,791     | 450,498    | 9,642     | 375,866    | 9,298     |
| CUSK:  |             |           |            |           |            |           |            |           |
| ROUND . . . .                                | -           | -         | -          | -         | 3,977      | 69        | 2,699      | 29        |
| DRAWN . . . .                                | 155,525     | 3,748     | 151,597    | 4,052     | 104,780    | 2,745     | 109,605    | 3,160     |
| HALIBUT, DRAWN.                              | 17,166      | 4,368     | 6,264      | 1,720     | 2,399      | 582       | 4,537      | 1,288     |
| MACKEREL, ROUND                              | 74,248      | 7,758     | 484,808    | 27,010    | 1,695,068  | 61,955    | 501,749    | 28,500    |
| FLOUNDERS, ROUND                             |             |           |            |           |            |           |            |           |
| GRAY SOLE . . .                              | 74,503      | 3,082     | 140,033    | 5,313     | 83,300     | 3,217     | 106,523    | 4,432     |
| YELLOWTAIL . .                               | 4,000       | 123       | 275        | 9         | 1,288      | 53        | 900        | 2         |
| BLACKBACK . . .                              | 19,812      | 200       | 20,297     | 674       | 18,467     | 567       | 43,316     | 1,313     |
| DAB . . . . .                                | 69,088      | 1,346     | 74,235     | 1,535     | 38,074     | 818       | 54,986     | 1,170     |
| OCEAN PERCH,<br>(ROSEFISH),<br>ROUND . . . . | 6,692,634   | 260,623   | 9,224,509  | 302,914   | 8,343,129  | 269,148   | 8,192,472  | 268,852   |
| WHITING:                                     |             |           |            |           |            |           |            |           |
| ROUND . . . .                                | 486,227     | 9,393     | 2,594,604  | 32,470    | 4,953,657  | 50,944    | 1,994,767  | 23,669    |
| DRESSED . . . .                              | 19,291      | 727       | 173,458    | 1,749     | 2,200      | 66        | -          | -         |
| WOLFFISH (CAT-<br>FISH), DRAWN.              | 34,262      | 861       | 22,864     | 505       | 11,712     | 315       | 3,994      | 123       |
| ALEWIVES, ROUND                              | 895,867     | 9,460     | 2,382,600  | 21,349    | -          | -         | -          | -         |
| BUTTERFISH, ROUND                            | -           | -         | -          | -         | -          | -         | 12         | 1         |
| EELS, ROUND . . .                            | 1,000       | 160       | 1,200      | 192       | -          | -         | -          | -         |
| GRAYFISH (DOG-<br>FISH), ROUND . .           | -           | -         | -          | -         | -          | -         | 370,000    | 2,640     |
| HERRING, ROUND.                              | 4,091,954   | 66,641    | 24,755,480 | 369,571   | 19,729,255 | 322,221   | 16,006,960 | 262,325   |
| MENHADEN, ROUND                              | -           | -         | 358,780    | 3,651     | 2,007,225  | 18,160    | 2,661,200  | 23,228    |
| SALMON, ROUND . .                            | -           | -         | 212        | 106       | 740        | 370       | 56         | 31        |
| SHAD, ROUND . . .                            | 210         | 4         | 53         | 2         | 235        | 5         | 319        | 13        |
| SHARK, DRESSED .                             | 2,588       | 84        | 3,524      | 111       | 8,005      | 277       | 7,551      | 238       |
| SMELT, ROUND . .                             | 2,132       | 257       | -          | -         | 212        | 23        | 695        | 120       |
| STURGEON, DRAWN.                             | 5           | 1         | 60         | 10        | 220        | 30        | 46         | 12        |
| TUNA, ROUND . . .                            | -           | -         | 4,486      | 641       | 101,814    | 9,481     | 80,912     | 4,438     |
| MISCELLANEOUS .                              | 4,980       | 81        | 4,765      | 69        | 13,460     | 174       | 180,160    | 1,306     |
| TOTAL . . . .                                | 14,557,249. | 442,168   | 42,757,477 | 859,714   | 39,699,729 | 839,259   | 32,405,506 | 724,731   |
| SHELLFISH, ETC.                              |             |           |            |           |            |           |            |           |
| CRABS . . . . .                              | 138,297     | 3,515     | 100,554    | 3,241     | 44,941     | 1,974     | 78,769     | 1,566     |
| CLAMS . . . . .                              | -           | -         | -          | -         | -          | -         | -          | -         |
| SOFT . . . . .                               | 1,299,602   | 197,391   | 942,631    | 165,723   | 764,835    | 154,609   | 475,399    | 83,635    |
| HARD (QUAHOGS)                               | 69,949      | 12,724    | 89,364     | 20,315    | 41,866     | 7,377     | 254,339    | 34,680    |
| LOBSTERS, MAINE                              | 1,007,920   | 379,461   | 807,192    | 346,191   | 1,943,145  | 678,584   | 3,383,442  | 1,123,435 |
| SHRIMP . . . . .                             | -           | -         | 153        | 3         | -          | -         | -          | -         |
| SCALLOPS, SEA . .                            | -           | -         | 9,907      | 3,517     | 18,108     | 6,405     | 16,230     | 5,468     |
| MUSSELS, SEA . .                             | 49,385      | 1,073     | -          | -         | -          | -         | -          | -         |
| PERIWINKLES . . .                            | 594         | 209       | -          | -         | 927        | 307       | 936        | 311       |
| SQUID . . . . .                              | -           | -         | 10,110     | 179       | 5,620      | 120       | -          | -         |
| BLOODWORMS . . .                             | 33,873      | 25,254    | 46,121     | 33,003    | 51,696     | 35,959    | 49,966     | 37,004    |
| SANDWORMS . . . .                            | 2,628       | 1,447     | 4,144      | 2,850     | 3,163      | 1,453     | 1,968      | 1,042     |
| SEA MOSS . . . . .                           | 140,000     | 2,800     | 450,000    | 9,000     | 120,000    | 1,440     | 255,000    | 3,060     |
| LIVERS . . . . .                             | 115,350     | 8,021     | 165,820    | 11,325    | 229,057    | 16,295    | 222,308    | 15,584    |
| SPAWN . . . . .                              | 116         | 11        | 10         | 1         | -          | -         | -          | -         |
| TOTAL . . . .                                | 2,857,714   | 631,906   | 2,627,383  | 596,068   | 3,229,358  | 904,522   | 4,738,357  | 1,305,835 |
| GRAND TOTAL . .                              | 17,414,963  | 1,074,074 | 45,384,860 | 1,455,782 | 42,929,057 | 1,743,781 | 37,143,863 | 2,030,556 |

(CONTINUED ON NEXT PAGE)

## NEW ENGLAND FISHERIES

## LANDINGS AT MAINE PORTS BY MONTHS, 1949 - Continued

| SPECIES                          | SEPTEMBER  |           | OCTOBER    |           | NOVEMBER   |           | DECEMBER  |         |
|----------------------------------|------------|-----------|------------|-----------|------------|-----------|-----------|---------|
|                                  | POUNDS     | VALUE     | POUNDS     | VALUE     | POUNDS     | VALUE     | POUNDS    | VALUE   |
| COD:                             |            |           |            |           |            |           |           |         |
| ROUND:                           |            |           |            |           |            |           |           |         |
| LARGE . . . . .                  | 805        | \$ 24     | 6,162      | \$185     | 7,637      | \$230     | 6,604     | \$198   |
| MARKET . . . . .                 | 362        | 5         | 5,618      | 84        | 6,832      | 103       | 4,915     | 74      |
| SCROD . . . . .                  | 133        | 2         | 3,675      | 36        | 422        | 4         | 3,704     | 37      |
| DRAWN:                           |            |           |            |           |            |           |           |         |
| LARGE . . . . .                  | 197,280    | 17,269    | 131,683    | 9,879     | 127,658    | 7,091     | 94,910    | 5,516   |
| MARKET . . . . .                 | 147,780    | 5,262     | 206,955    | 8,668     | 104,602    | 3,599     | 74,613    | 2,953   |
| SCROD . . . . .                  | 5,347      | 167       | 6,344      | 242       | 5,901      | 160       | 2,160     | 37      |
| HADDOCK:                         |            |           |            |           |            |           |           |         |
| ROUND:                           |            |           |            |           |            |           |           |         |
| LARGE . . . . .                  | 237        | 14        | 405        | 24        | -          | -         | -         | -       |
| DRAWN:                           |            |           |            |           |            |           |           |         |
| LARGE . . . . .                  | 556,777    | 38,432    | 769,967    | 59,532    | 542,875    | 40,359    | 394,943   | 38,064  |
| SCROD . . . . .                  | 152,524    | 4,999     | 215,642    | 10,103    | 87,463     | 4,454     | 74,465    | 4,049   |
| HAKE:                            |            |           |            |           |            |           |           |         |
| RED, ROUND . . . . .             | 55,335     | 3,028     | 49,570     | 3,018     | 4,760      | 196       | 875       | 53      |
| WHITE:                           |            |           |            |           |            |           |           |         |
| ROUND . . . . .                  | 8,262      | 151       | 24,150     | 483       | 18,309     | 365       | 5,881     | 118     |
| DRAWN . . . . .                  | 450,803    | 20,546    | 357,259    | 17,518    | 289,044    | 11,932    | 146,042   | 9,475   |
| POLLOCK:                         |            |           |            |           |            |           |           |         |
| ROUND . . . . .                  | 172        | 2         | 826        | 12        | 424,573    | 4,691     | 118       | 2       |
| DRAWN . . . . .                  | 410,294    | 13,542    | 826,807    | 23,109    | 735,272    | 16,563    | 662,123   | 14,247  |
| CUSK:                            |            |           |            |           |            |           |           |         |
| ROUND . . . . .                  | 307        | 6         | 1,963      | 29        | 1,610      | 25        | 2,071     | 30      |
| DRAWN . . . . .                  | 88,102     | 3,494     | 92,452     | 4,231     | 44,030     | 2,378     | 51,153    | 3,263   |
| HALIBUT, DRAWN . . . . .         | 1,927      | 569       | 1,759      | 485       | 1,171      | 339       | 873       | 241     |
| MACKEREL, ROUND . . . . .        | 277,666    | 15,994    | 312,259    | 15,805    | 5,943      | 544       | -         | -       |
| FLOUNDERS, ROUND                 |            |           |            |           |            |           |           |         |
| GRAY SOLE . . . . .              | 71,616     | 3,725     | 55,110     | 2,817     | 25,503     | 1,334     | 24,782    | 1,343   |
| LEMON SOLE . . . . .             | -          | -         | -          | -         | 445        | 42        | 125       | 5       |
| YELLOWTAIL . . . . .             | 7,277      | 223       | 25,617     | 1,127     | 5,948      | 177       | 10,750    | 403     |
| BLACKBACK . . . . .              | 70,710     | 2,867     | 146,615    | 5,865     | 47,710     | 1,916     | 93,172    | 3,718   |
| DAB . . . . .                    | 53,346     | 1,550     | 37,163     | 1,073     | 19,066     | 580       | 19,468    | 565     |
| OCEAN PERCH (ROSEFISH)           |            |           |            |           |            |           |           |         |
| ROUND . . . . .                  | 5,757,429  | 203,830   | 3,677,909  | 156,935   | 2,895,842  | 127,035   | 2,293,419 | 99,033  |
| WHITING:                         |            |           |            |           |            |           |           |         |
| ROUND . . . . .                  | 2,045,111  | 25,337    | 86,263     | 1,152     | 32,452     | 326       | 10,162    | 154     |
| DRESSED . . . . .                | -          | -         | 13,409     | 469       | 7,909      | 277       | 2,674     | 93      |
| WOLFFISH (CATFISH),              |            |           |            |           |            |           |           |         |
| DRAWN . . . . .                  | 2,957      | 105       | 1,398      | 52        | 7,553      | 77        | 1,788     | 55      |
| BUTTERFISH, ROUND . . . . .      |            |           |            |           |            |           |           |         |
|                                  | -          | -         | 415        | 9         | -          | -         | -         | -       |
| EELS, ROUND . . . . .            |            |           |            |           |            |           |           |         |
|                                  | 14,500     | 3,190     | 22,900     | 4,580     | -          | -         | -         | -       |
| GRAYFISH (DOG FISH),             |            |           |            |           |            |           |           |         |
| ROUND . . . . .                  | -          | -         | 132,000    | 1,312     | 52,000     | 520       | 33,000    | 330     |
| HERRING, ROUND . . . . .         | 21,473,220 | 349,683   | 54,589,660 | 890,452   | 8,489,660  | 136,216   | 757,690   | 11,274  |
| MENHADEN, ROUND . . . . .        | 50         | 1         | -          | -         | -          | -         | -         | -       |
| SHAD, ROUND . . . . .            | 1,095      | 42        | 2,300      | 111       | 480        | 22        | 190       | 6       |
| SHARK, DRESSED . . . . .         | 19,056     | 718       | 12,906     | 512       | 3,439      | 135       | 2,248     | 95      |
| SMELT, ROUND . . . . .           | 942        | 188       | 13,438     | 3,203     | 12,440     | 3,136     | 7,123     | 1,748   |
| STURGEON, DRAWN . . . . .        | 35         | 20        | -          | -         | -          | -         | -         | -       |
| TUNA, ROUND . . . . .            | 20         | 5         | 6,317      | 569       | -          | -         | -         | -       |
| MISCELLANEOUS . . . . .          | 393,600    | 3,000     | 1,048,555  | 7,556     | 565,081    | 5,485     | 152,023   | 1,271   |
| TOTAL . . . . .                  | 32,265,183 | 718,039   | 62,884,271 | 1,231,237 | 14,575,029 | 370,312   | 4,934,064 | 198,500 |
| SHELLFISH, ETC.                  |            |           |            |           |            |           |           |         |
| CRABS:                           |            |           |            |           |            |           |           |         |
| SOFT . . . . .                   | 135,012    | 2,606     | 40,017     | 785       | 42,081     | 1,143     | 24,035    | 732     |
| CLAMS:                           |            |           |            |           |            |           |           |         |
| HARD (QUAHOGS) . . . . .         | 421,209    | 75,532    | 463,323    | 76,466    | 461,788    | 80,528    | 573,539   | 92,288  |
| LOBSTERS, MAINE . . . . .        | 41,052     | 7,389     | 37,213     | 5,367     | 20,878     | 3,778     | 8,382     | 1,967   |
| SCALLOPS, SEA . . . . .          | 3,696,569  | 1,126,665 | 3,072,161  | 963,448   | 1,807,205  | 538,706   | 1,256,272 | 395,978 |
| MUSSELS, SEA . . . . .           | 9,893      | 3,648     | 3,477      | 3,035     | 148,191    | 52,300    | 110,491   | 38,551  |
| PERIWINKLES . . . . .            | -          | -         | 5,325      | 355       | 30,330     | 1,269     | 106,695   | 2,957   |
| SEA URCHINS (SEA EGGS) . . . . . | 1,872      | 597       | 123        | 42        | 531        | 42        | 1,660     | 377     |
| SOFT . . . . .                   | 470        | 10        | 3,875      | 86        | -          | -         | -         | -       |
| BLOODWORMS . . . . .             | 32,940     | 782       | 290        | 8         | 6,680      | 173       | 26,630    | 830     |
| SANDWORMS . . . . .              | 47,105     | 40,490    | 33,224     | 28,425    | 59,163     | 41,747    | 35,231    | 27,218  |
| SEA MOSS . . . . .               | 3,031      | 2,188     | 2,219      | 1,206     | 5,950      | 2,905     | 10,333    | 5,659   |
| LIVERS . . . . .                 | 160,000    | 2,404     | -          | -         | -          | -         | -         | -       |
| SPAWN . . . . .                  | 218,102    | 13,894    | 208,458    | 14,562    | 229,832    | 16,330    | 158,225   | 10,434  |
|                                  | -          | -         | 1,520      | 113       | 22,680     | 1,279     | 18,696    | 957     |
| TOTAL . . . . .                  | 4,767,255  | 1,276,205 | 3,876,225  | 1,093,898 | 2,845,309  | 740,200   | 2,330,189 | 578,948 |
| GRAND TOTAL . . . . .            | 37,032,438 | 1,994,244 | 66,760,436 | 2,325,135 | 17,420,338 | 1,110,512 | 7,264,253 | 777,448 |

(CONTINUED ON NEXT PAGE)

## LANDINGS AT MAINE PORTS BY MONTHS, 1949 - Continued

| SPECIES                     | 1949        |           |                     | 1948        |           |                     |
|-----------------------------|-------------|-----------|---------------------|-------------|-----------|---------------------|
|                             | POUNDS      | VALUE     | AV. PRICE PER POUND | POUNDS      | VALUE     | AV. PRICE PER POUND |
| COD:                        |             |           |                     |             |           |                     |
| ROUND:                      |             |           |                     |             |           |                     |
| LARGE . . . . .             | 144,708     | \$4,405   | 3.04¢               | 218,430     | \$7,272   | 3.33¢               |
| MARKET . . . . .            | 304,629     | 8,036     | 2.64                | 302,621     | 8,734     | 2.89                |
| SCROD . . . . .             | 45,012      | 558       | 1.24                | 45,620      | 513       | 1.12                |
| DRAWN:                      |             |           |                     |             |           |                     |
| LARGE . . . . .             | 2,573,640   | 176,373   | 6.85                | 3,797,836   | 262,408   | 6.91                |
| MARKET . . . . .            | 2,026,559   | 75,347    | 3.72                | 1,804,213   | 75,396    | 4.18                |
| SCROD . . . . .             | 170,010     | 4,768     | 2.80                | 217,700     | 6,052     | 2.78                |
| HADDOCK:                    |             |           |                     |             |           |                     |
| ROUND:                      |             |           |                     |             |           |                     |
| LARGE . . . . .             | 99,999      | 5,430     | 5.43                | 102,548     | 7,103     | 6.93                |
| SCROD . . . . .             | 15,916      | 506       | 3.18                | 11,993      | 386       | 3.22                |
| DRAWN:                      |             |           |                     |             |           |                     |
| LARGE . . . . .             | 4,845,754   | 358,691   | 7.40                | 4,338,459   | 354,866   | 8.18                |
| SCROD . . . . .             | 1,355,132   | 57,536    | 4.25                | 1,598,299   | 79,636    | 4.98                |
| HAKE:                       |             |           |                     |             |           |                     |
| RED, ROUND . . . . .        | 186,212     | 9,762     | 5.24                | 60,005      | 2,394     | 3.99                |
| WHITE:                      |             |           |                     |             |           |                     |
| ROUND . . . . .             | 880,770     | 17,624    | 2.00                | 1,140,646   | 19,995    | 1.75                |
| DRAWN . . . . .             | 3,606,042   | 172,956   | 4.80                | 4,433,077   | 211,387   | 4.77                |
| POLLOCK:                    |             |           |                     |             |           |                     |
| ROUND . . . . .             | 657,111     | 7,239     | 1.10                | 116,961     | 2,430     | 2.08                |
| DRAWN . . . . .             | 5,070,595   | 127,205   | 2.51                | 6,193,591   | 206,072   | 3.34                |
| CUSK:                       |             |           |                     |             |           |                     |
| ROUND . . . . .             | 12,627      | 188       | 1.49                | -           | -         | -                   |
| DRAWN . . . . .             | 1,189,923   | 50,708    | 4.26                | 1,014,369   | 45,834    | 4.52                |
| HALIBUT, DRAWN . . . . .    | 44,440      | 12,285    | 27.64               | 42,757      | 12,598    | 29.46               |
| MACKEREL, ROUND . . . . .   | 3,351,769   | 157,569   | 4.70                | 4,091,530   | 191,917   | 4.69                |
| FLOUNDERS, ROUND:           |             |           |                     |             |           |                     |
| GRAY SOLE . . . . .         | 760,981     | 34,848    | 4.58                | 753,385     | 45,724    | 6.07                |
| LEMON SOLE . . . . .        | 1,135       | 73        | 6.43                | 8,366       | 630       | 7.53                |
| YELLOWTAIL . . . . .        | 119,725     | 8,743     | 7.30                | 117,718     | 7,345     | 6.24                |
| BLACKBACK . . . . .         | 832,881     | 39,774    | 4.78                | 870,194     | 53,123    | 6.10                |
| DAB . . . . .               | 585,591     | 15,777    | 2.69                | 563,869     | 18,931    | 3.36                |
| OTHER . . . . .             | -           | -         | -                   | 990         | 20        | 2.02                |
| OCEAN PERCH (ROSEFISH),     |             |           |                     |             |           |                     |
| ROUND . . . . .             | 55,502,605  | 2,014,071 | 3.63                | 49,041,410  | 1,711,769 | 3.49                |
| WHITING:                    |             |           |                     |             |           |                     |
| ROUND . . . . .             | 12,205,966  | 143,554   | 1.18                | 8,412,173   | 105,708   | 1.26                |
| DRESSED . . . . .           | 225,534     | 3,627     | 1.61                | 242,381     | 7,910     | 3.26                |
| WOLFFISH (CATFISH):         |             |           |                     |             |           |                     |
| ROUND . . . . .             | -           | -         | -                   | 3,236       | 127       | 3.92                |
| DRAWN . . . . .             | 158,847     | 4,295     | 2.70                | 213,406     | 8,575     | 4.02                |
| ALEWIVES, ROUND . . . . .   | 3,280,647   | 31,157    | .95                 | 1,867,820   | 11,370    | .61                 |
| BUTTERFISH, ROUND . . . . . | 227         | 10        | 4.41                | -           | -         | -                   |
| EELS, ROUND . . . . .       | 41,800      | 8,672     | 20.75               | 20,231      | 3,534     | 17.47               |
| GRAYFISH (DOG FISH),        |             |           |                     |             |           |                     |
| ROUND . . . . .             | 587,000     | 4,802     | .82                 | -           | -         | -                   |
| HERRING, ROUND . . . . .    | 149,893,889 | 2,408,383 | 1.61                | 182,460,955 | 3,486,455 | 1.91                |
| MENHADEN, ROUND . . . . .   | 5,027,345   | 45,040    | .90                 | 24,109      | 227       | .94                 |
| SALMON, ROUND . . . . .     | 1,018       | 507       | 49.80               | -           | -         | -                   |
| SHAD, ROUND . . . . .       | 4,908       | 206       | 4.20                | 2,552       | 86        | 3.37                |
| SHARK, DRESSED . . . . .    | 59,448      | 2,173     | 3.66                | 49,419      | 1,621     | 3.28                |
| SKATE WINGS . . . . .       | -           | -         | -                   | 695         | 35        | 5.04                |
| SMELT, ROUND . . . . .      | 160,776     | 40,003    | 24.88               | 542,236     | 137,291   | 25.32               |
| STURGEON, DRAWN . . . . .   | 409         | 69        | 16.87               | 228         | 39        | 17.10               |
| SUCKERS, ROUND . . . . .    | 3,305       | 651       | 7.00                | 4,143       | 544       | 13.13               |
| SWORDFISH, DRAWN . . . . .  | -           | -         | -                   | 461         | 258       | 55.96               |
| TUNA, ROUND . . . . .       | 159,604     | 15,134    | 9.48                | 229,138     | 19,095    | 8.33                |
| MISCELLANEOUS . . . . .     | 2,381,403   | 19,357    | .81                 | 98,377      | 3,123     | 3.17                |
| TOTAL . . . . .             | 258,581,897 | 6,088,152 | 2.35                | 275,048,146 | 7,119,163 | 2.59                |

(CONTINUED ON NEXT PAGE)

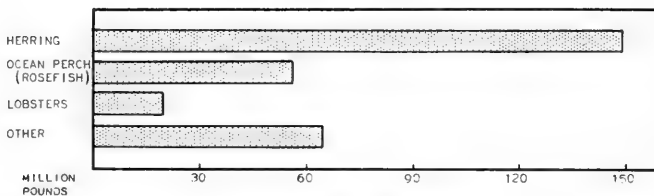
## NEW ENGLAND FISHERIES

## LANDINGS AT MAINE PORTS BY MONTHS, 1949 - Continued

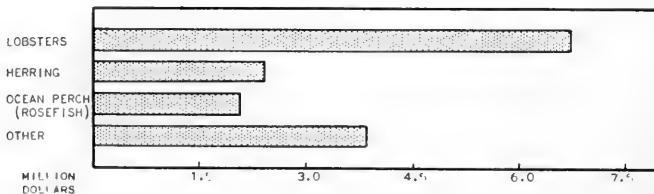
| SPECIES                         | 1949        |            |                     | 1948        |            |                     |
|---------------------------------|-------------|------------|---------------------|-------------|------------|---------------------|
|                                 | POUNDS      | VALUE      | AV. PRICE PER POUND | POUNDS      | VALUE      | AV. PRICE PER POUND |
| SHELLFISH, ETC.                 |             |            |                     |             |            |                     |
| CRABS . . . . .                 | 734,399     | \$20,217   | 2.75                | 340,086     | \$19,678   | 5.84                |
| CLAMS:                          |             |            |                     |             |            |                     |
| SOFT . . . . .                  | 8,622,872   | 1,419,691  | 16.46               | 8,959,362   | 1,801,207  | 20.09               |
| HARD (QUAHOGS) . . . . .        | 589,794     | 98,483     | 16.70               | 288,677     | 60,348     | 20.90               |
| LOBSTERS, MAINE . . . . .       | 19,272,495  | 6,696,961  | 34.75               | 15,923,053  | 6,439,474  | 40.44               |
| SHRIMP . . . . .                | 9,853       | 1,806      | 18.33               | 27,325      | 3,122      | 11.42               |
| SCALLOPS, SEA . . . . .         | 508,616     | 179,845    | 35.34               | 453,686     | 217,662    | 47.98               |
| MUSSELS, SEA . . . . .          | 386,321     | 15,345     | 3.97                | 124,129     | 13,365     | 10.77               |
| PERIWINKLES . . . . .           | 10,288      | 3,186      | 30.97               | 19,773      | 6,213      | 31.42               |
| SQUID . . . . .                 | 20,075      | 395        | 1.97                | -           | -          | -                   |
| SEA URCHINS (SEA EGG) . . . . . | 79,490      | 2,291      | 2.88                | 180,085     | 4,448      | 2.47                |
| BLOODWORMS . . . . .            | 401,716     | 297,021    | 73.94               | 567,987     | 305,044    | 53.71               |
| SANDWORMS . . . . .             | 33,811      | 18,910     | 55.93               | 77,871      | 57,307     | 73.59               |
| SEA MOSS . . . . .              | 1,125,000   | 18,704     | 1.66                | 1,483,721   | 29,675     | 2.00                |
| LIVERS . . . . .                | 1,779,347   | 123,937    | 6.96                | 1,509,274   | 104,993    | 6.96                |
| SPAWN . . . . .                 | 47,296      | 3,096      | 6.55                | 24,342      | 1,697      | 6.97                |
| TOTAL . . . . .                 | 33,621,673  | 9,899,888  | 26.47               | 29,989,371  | 9,064,433  | 30.22               |
| GRAND TOTAL . . . . .           | 292,203,570 | 14,988,040 | 5.13                | 305,037,517 | 16,183,596 | 5.30                |

NOTE:--THE FACTORS USED IN THE ABOVE TABLES TO CONVERT NUMBERS OR BUSHELS OF SHELLFISH, ETC., TO POUNDS ARE AS FOLLOWS: CRABS, 3 TO A POUND; CLAMS, SOFT, PUBLIC, 15 POUNDS OF MEATS PER BUSHEL; CLAMS, HARD (QUAHOGS), 11 POUNDS OF MEATS PER BUSHEL; BLOODWORMS, 44 WORMS PER POUND; SANDWORMS, 40 WORMS PER POUND, HERRING, 70 POUNDS PER BUSHEL; AND PERIWINKLES, 18 POUNDS OF MEATS PER BUSHEL.

## MAINE LANDINGS, 1949



## VALUE OF MAINE LANDINGS, 1949





## SECTION 3.- MIDDLE ATLANTIC FISHERIES

(Area XXIII)<sup>4</sup>

The 1949 catch of fish and shellfish in the coastal areas of the Middle Atlantic States (New York, New Jersey, and Delaware) totaled 520,976,400 pounds valued at \$27,117,133 to the fishermen. This represented an increase of 4 percent in quantity but a decrease of 5 percent in value compared with the previous year. Menhaden accounted for 75 percent of the total 1949 landings in the Middle Atlantic States, and 16 percent of the total value.

The fisheries of the Middle Atlantic Area remained in a fairly healthy condition during 1949 with most of the major fisheries either holding their own or making slight gains in production. However, the continued failure of the pound net fishery was noticeable in New York and New Jersey. There were two factors which helped save many of the pound net operators from complete financial collapse during the year. These were successful summer retail markets, and prolonged winter operations. The pound net fisheries being located in the center of the popular resort areas, found a ready retail market for their fish during the summer months while production was at its peak. The profits recognized from direct retail sales coupled with the elimination of additional shipping and icing charges greatly aided the hard-pressed pound net operators. Prior to 1949 it had been customary to take the pound nets from the water in the early fall before the beginning of the autumnal storms, however with a non-productive season behind them and good fishing weather at hand, many operators left their equipment in the water. Migratory species continued to make their appearance in the nets throughout the winter. Out-of-season prices were received for these fish and, although some gear was lost because of storms, a new phase of seasonal operations was inaugurated.

The New England mackerel fleet made its appearance in the Middle Atlantic Area in early April and recorded an exceptionally successful season. During 1949, the purse seine operators caught almost 17 million pounds of mackerel. The 1948 mackerel purse seine season in the Middle Atlantic area had been unusually unsuccessful with slightly over one half million pounds being taken. The 1949 fall mackerel season was not so successful for hand line operators and gill netters as the spring season had been for the purse seine fleet. In the fall, the mackerel failed to school or to respond favorably to chumming operations. These two factors were mainly responsible for the failure of the fall season.

The menhaden catch in the Middle Atlantic area was only 3.2 million pounds above the amount taken the previous year. The prices paid for oil dropped greatly during 1949, but meal prices showed a marked increase and in part compensated for the fish oil problem.

The 1949 production of oysters in New York and New Jersey recorded a noticeable gain compared with the previous year. Increased plantings and a good demand for fresh stock again made this fishery the most valuable single item in the Middle Atlantic Area.

The failure of the soft clam production during 1949 was due mainly to the depletion of the famed Shrewsbury River clam beds in northern New Jersey. In 1949, because of pollution and intensive digging, these once-productive beds reached a point where constructive measures had to be taken if they are ever again to become the fertile grounds they were in the past. During the year, the state began studies to determine what measures should be adopted to preserve and build up these valuable grounds.

---

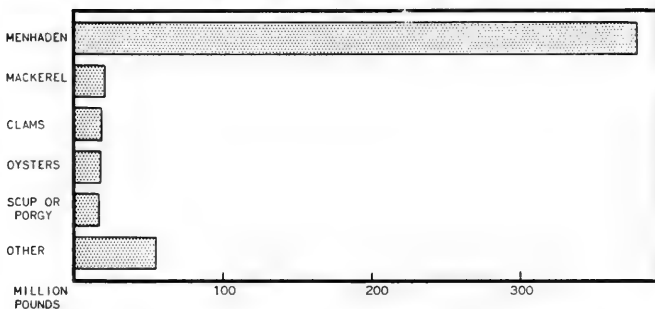
<sup>4</sup> This number was assigned to this area by the North American Council on Fishery Investigations. It should be explained that there are included in this area craft whose principal fishing ports are in the area but at times fish elsewhere. A notable example is the southern trawl fishery which extends into Area XXIV.

## MIDDLE ATLANTIC FISHERIES

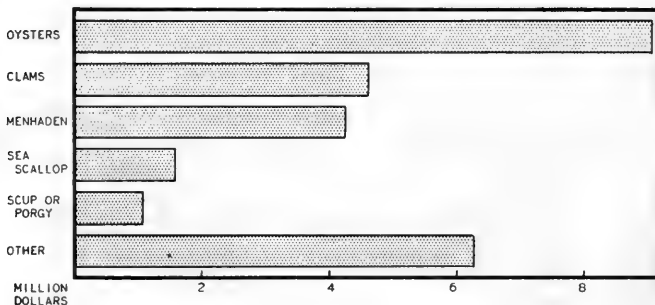
The last complete survey of the fishery transporting, wholesaling, and manufacturing industries was made for 1940. In that year, 215 men were employed in the operation of 72 vessels and boats engaged in the transporting trade, and 5,880 persons were employed in wholesale and manufacturing establishments. The latter employees received \$6,736,554 in salaries and wages during 1940. Detailed statistics on these branches of the industry for that year can be found in 'Fishery Statistics of the United States, 1944', (Statistical Digest No. 16).

Condensed summary data on the operating units and catch by states of the Middle Atlantic fisheries, appearing on the following pages, have previously been published in Current Fishery Statistics No. 693.

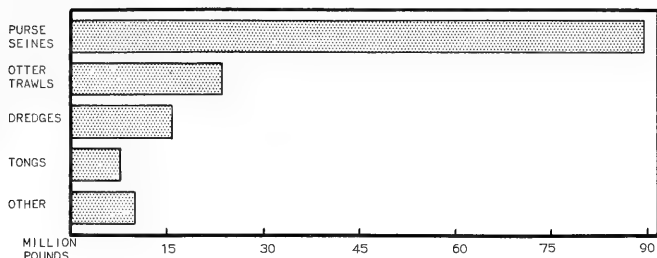
MIDDLE ATLANTIC CATCH, 1949



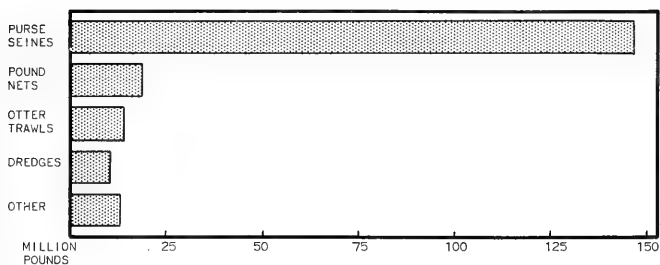
VALUE OF MIDDLE ATLANTIC CATCH, 1949



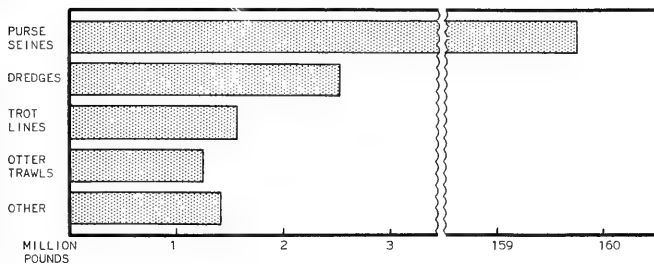
NEW YORK: CATCH BY GEAR, 1949



NEW JERSEY: CATCH BY GEAR, 1949



DELAWARE: CATCH BY GEAR, 1949



## MIDDLE ATLANTIC FISHERIES

## SECTIONAL SUMMARIES

SUMMARY OF CATCH, 1949

| PRODUCT                 | NEW YORK    |             | NEW JERSEY  |             |
|-------------------------|-------------|-------------|-------------|-------------|
|                         | POUNDS      | VALUE       | POUNDS      | VALUE       |
| FISH . . . . .          | 120,048,800 | \$4,453,553 | 191,492,100 | \$4,536,262 |
| SHELLFISH, ETC. . . . . | 25,456,200  | 9,911,247   | 17,505,400  | 5,208,298   |
| TOTAL . . . . .         | 145,505,000 | 14,364,800  | 208,997,500 | 9,744,560   |

| PRODUCT                 | DELAWARE    |             | TOTAL       |              |
|-------------------------|-------------|-------------|-------------|--------------|
|                         | POUNDS      | VALUE       | POUNDS      | VALUE        |
| FISH . . . . .          | 161,733,200 | \$1,839,801 | 473,274,100 | \$10,899,616 |
| SHELLFISH, ETC. . . . . | 4,740,700   | 1,167,972   | 47,702,300  | 16,287,517   |
| TOTAL . . . . .         | 166,473,900 | 3,007,773   | 520,976,400 | 27,117,133   |

## SUMMARY OF OPERATING UNITS, 1949

| ITEM                                | NEW YORK | NEW JERSEY | DELAWARE | TOTAL     |
|-------------------------------------|----------|------------|----------|-----------|
|                                     | NUMBER   | NUMBER     | NUMBER   | NUMBER    |
| FISHERMEN:                          |          |            |          |           |
| ON VESSELS . . . . .                | 916      | 1,832      | 685      | 3,433     |
| ON BOATS AND SHORE:                 |          |            |          |           |
| REGULAR . . . . .                   | 2,884    | 1,810      | 159      | 4,853     |
| CASUAL . . . . .                    | 4,353    | 2,325      | 207      | 6,885     |
| TOTAL . . . . .                     | 8,153    | 5,967      | 1,051    | 15,171    |
| VESSELS, MOTOR . . . . .            | 211      | 333        | 46       | 590       |
| NET TONNAGE . . . . .               | 4,776    | 6,874      | 2,459    | 14,109    |
| BOATS:                              |          |            |          |           |
| MOTOR . . . . .                     | 3,320    | 2,227      | 155      | 5,702     |
| OTHER . . . . .                     | 349      | 946        | 69       | 1,364     |
| ACCESSORY BOATS . . . . .           | 42       | 72         | 69       | 183       |
| APPARATUS:                          |          |            |          |           |
| PURSE SEINES:                       |          |            |          |           |
| MACKEREL . . . . .                  | -        | 4          | -        | 4         |
| LENGTH, YARDS . . . . .             | -        | 1,550      | -        | 1,550     |
| MENHADEN . . . . .                  | 8        | 18         | 23       | 49        |
| LENGTH, YARDS . . . . .             | 3,200    | 5,710      | 6,900    | 15,810    |
| OTHER . . . . .                     | -        | 2          | -        | 2         |
| LENGTH, YARDS . . . . .             | -        | 800        | -        | 800       |
| HAUL SEINES, COMMON . . . . .       | 136      | 23         | 58       | 217       |
| LENGTH, YARDS . . . . .             | 80,818   | 6,900      | 17,400   | 105,118   |
| GILL NETS:                          |          |            |          |           |
| DRIFT . . . . .                     | 205      | 1,329      | 44       | 1,578     |
| SQUARE YARDS . . . . .              | 631,500  | 647,938    | 87,168   | 1,366,606 |
| RUNAROUND . . . . .                 | -        | 17         | 5        | 22        |
| SQUARE YARDS . . . . .              | -        | 68,000     | 20,000   | 88,000    |
| STAKE . . . . .                     | 102      | 551        | 18       | 671       |
| SQUARE YARDS . . . . .              | 57,125   | 951,731    | 26,902   | 1,035,758 |
| LINES:                              |          |            |          |           |
| HAND . . . . .                      | 649      | 254        | -        | 903       |
| HOOKS . . . . .                     | 1,300    | 470        | -        | 1,770     |
| TRAWL OR TROT WITH HOOKS . . . . .  | 191      | 339        | 85       | 615       |
| HOOKS . . . . .                     | 71,500   | 102,600    | 51,000   | 225,100   |
| TROLL . . . . .                     | -        | 21         | -        | 21        |
| HOOKS . . . . .                     | -        | 42         | -        | 42        |
| TROT WITH BAITS OR SNOODS . . . . . | -        | 62         | -        | 62        |
| BAITS OR SNOODS . . . . .           | -        | 43,000     | -        | 43,000    |
| POUND NETS . . . . .                | 153      | 77         | -        | 230       |
| WEIRS . . . . .                     | -        | 30         | -        | 30        |
| STOP NETS . . . . .                 | -        | 18         | -        | 18        |
| LENGTH, YARDS . . . . .             | -        | 9,000      | -        | 9,000     |
| FYKE NETS, FISH . . . . .           | 543      | 239        | 81       | 863       |
| DIP NETS, COMMON . . . . .          | -        | 20         | 30       | 50        |
| OTTER TRAWLS, FISH . . . . .        | 158      | 106        | 8        | 272       |
| YARDS AT MOUTH . . . . .            | 2,453    | 2,224      | 158      | 4,835     |
| BEAM TRAWLS, SHRIMP . . . . .       | -        | 21         | -        | 21        |
| YARDS AT MOUTH . . . . .            | -        | 35         | -        | 35        |
| POTS:                               |          |            |          |           |
| CONCH . . . . .                     | 1,605    | -          | -        | 1,605     |
| CRAB . . . . .                      | -        | 55         | 900      | 955       |
| EEL . . . . .                       | 721      | 1,114      | 450      | 2,285     |
| FISH . . . . .                      | 680      | 15,185     | -        | 15,865    |
| LOBSTER . . . . .                   | 2,836    | 6,950      | -        | 9,786     |
| HARPOONS . . . . .                  | 5        | -          | -        | 5         |

(CONTINUED ON NEXT PAGE)

## SUMMARY OF OPERATING UNITS, 1949 - Continued

| ITEM                                    | NEW YORK | NEW JERSEY | DELAWARE | TOTAL  |
|---|----------|------------|----------|--------|
|   | NUMBER   | NUMBER     | NUMBER   | NUMBER |
| APPARATUS - CONTINUED:                  |          |            |          |        |
| DREDGES:                                |          |            |          |        |
| CLAM . . . . .                          | 53       | 76         | -        | 129    |
| YARDS AT MOUTH . . . . .                | 36       | 70         | -        | 106    |
| CRAB . . . . .                          | -        | 38         | -        | 38     |
| YARDS AT MOUTH . . . . .                | -        | 72         | -        | 72     |
| OYSTER, COMMON . . . . .                | 70       | 272        | 34       | 376    |
| YARDS AT MOUTH . . . . .                | 96       | 272        | 34       | 402    |
| SCALLOP . . . . .                       | 92       | 34         | -        | 126    |
| YARDS AT MOUTH . . . . .                | 267      | 112        | -        | 379    |
| TONGS:                                  |          |            |          |        |
| OYSTER . . . . .                        | 874      | 207        | 65       | 1,146  |
| OTHER . . . . .                         | 5,767    | 475        | -        | 6,242  |
| RAKES, OTHER THAN FOR OYSTERS . . . . . | 372      | 669        | 47       | 1,088  |
| HOES . . . . .                          | -        | 185        | -        | 185    |

## CATCH BY STATES, 1949

| SPECIES                               | NEW YORK   |         | NEW JERSEY  |           |
|---------------------------------------|------------|---------|-------------|-----------|
|                                       | POUNDS     | VALUE   | POUNDS      | VALUE     |
| FISH                                  |            |         |             |           |
| ALEWIVES . . . . .                    | 99,000     | \$2,991 | 19,900      | \$597     |
| ANGLERFISH . . . . .                  | 48,400     | 2,510   | 9,100       | 273       |
| BLUEFISH . . . . .                    | 251,200    | 39,522  | 1,055,400   | 121,347   |
| BUTTERFISH . . . . .                  | 1,520,400  | 221,363 | 1,499,700   | 97,983    |
| CARP . . . . .                        | 56,600     | 4,488   | 65,000      | 3,330     |
| CATFISH AND BULLHEADS . . . . .       | 38,500     | 4,244   | 111,500     | 5,742     |
| COD . . . . .                         | 2,356,800  | 229,073 | 1,386,600   | 135,786   |
| CROAKER . . . . .                     | -          | -       | 85,200      | 5,142     |
| CUNNER . . . . .                      | 2,600      | 104     | 500         | 9         |
| DOLPHIN . . . . .                     | 100        | 4       | 100         | 10        |
| DRUM, BLACK . . . . .                 | -          | -       | 800         | 44        |
| EELS:                                 |            |         |             |           |
| COMMON . . . . .                      | 228,800    | 39,848  | 128,200     | 25,640    |
| CONGER . . . . .                      | 8,600      | 260     | 43,600      | 1,309     |
| FLOUNDERS:                            |            |         |             |           |
| GRAY SOLE . . . . .                   | 10,800     | 909     | 13,600      | 816       |
| LEMON SOLE . . . . .                  | 376,600    | 60,040  | 11,600      | 649       |
| YELLOWTAIL . . . . .                  | 1,461,900  | 122,989 | 57,000      | 2,850     |
| BLACKBACK . . . . .                   | 1,911,000  | 195,190 | 111,600     | 5,517     |
| DAB . . . . .                         | 46,300     | 2,742   | -           | -         |
| FLUKE . . . . .                       | 3,560,000  | 641,628 | 3,024,500   | 446,622   |
| UNCLASSIFIED . . . . .                | 28,300     | 2,700   | 2,700       | 187       |
| FRIGATE MACKEREL . . . . .            | 25,800     | 1,000   | 64,900      | 1,967     |
| GRAYFISH . . . . .                    | 53,700     | 2,109   | 1,800       | 54        |
| GROUPEY . . . . .                     | -          | -       | 2,100       | 210       |
| HADDOCK . . . . .                     | 1,197,300  | 78,768  | 8,500       | 722       |
| HAKE:                                 |            |         |             |           |
| RED . . . . .                         | 589,100    | 22,614  | 354,700     | 10,698    |
| WHITE . . . . .                       | 59,000     | 3,355   | 57,200      | 1,716     |
| HALIBUT . . . . .                     | 3,700      | -       | -           | -         |
| HERRING, SEA . . . . .                | 219,500    | 6,245   | 1,961,700   | 25,748    |
| HICKORY SHAD . . . . .                | -          | -       | 3,100       | 93        |
| KING MACKEREL . . . . .               | -          | -       | 25,000      | 1,968     |
| KING WHITING OR "KINGFISH" . . . . .  | 33,800     | 4,950   | -           | -         |
| LAUNCE . . . . .                      | 22,500     | 2,000   | -           | -         |
| MACKEREL . . . . .                    | 1,886,300  | 290,572 | 19,066,500  | 412,966   |
| MENHADEN . . . . .                    | 89,488,700 | 939,631 | 143,173,600 | 1,639,207 |
| MULLET . . . . .                      | -          | -       | 1,200       | 104       |
| PILOTFISH . . . . .                   | -          | -       | 17,400      | 850       |
| POLLOCK . . . . .                     | 41,300     | 1,500   | 900         | 63        |
| SCUP OR PORGY . . . . .               | 7,285,000  | 644,989 | 9,363,900   | 459,921   |
| SEA BASS . . . . .                    | 1,299,200  | 230,672 | 3,756,500   | 454,139   |
| SEA ROBIN . . . . .                   | 16,900     | 515     | 23,900      | 602       |
| SEA TROUT OR WEAKFISH, GRAY . . . . . | 406,700    | 81,489  | 2,567,800   | 301,891   |
| SHAD . . . . .                        | 899,300    | 141,457 | 1,406,600   | 252,180   |
| SHARKS . . . . .                      | 24,100     | 1,206   | 19,100      | 708       |
| SILVERSIDES . . . . .                 | 220,300    | 13,185  | -           | -         |
| SKATES . . . . .                      | 47,800     | 2,362   | 12,800      | 384       |
| SPOT . . . . .                        | 10,000     | 500     | 12,300      | 1,469     |
| STRIPED BASS . . . . .                | 626,000    | 156,455 | 21,200      | 4,820     |
| STURGEON . . . . .                    | 11,300     | 3,975   | 3,600       | 1,080     |
| SUCKERS . . . . .                     | 5,700      | 555     | 2,000       | 342       |
| SUNFISH . . . . .                     | 1,700      | 174     | -           | -         |
| SWELLFISH . . . . .                   | 822,800    | 56,704  | 57,800      | 3,043     |
| SWORDFISH . . . . .                   | 21,900     | 10,900  | 100         | 75        |
| TAUTOG . . . . .                      | 5,000      | 400     | 65,900      | 1,992     |
| TILEFISH . . . . .                    | 914,300    | 66,162  | 49,400      | 2,964     |

(CONTINUED ON NEXT PAGE)

## MIDDLE ATLANTIC FISHERIES

## CATCH BY STATES, 1949 - Continued

| SPECIES                          | NEW YORK    |            | NEW JERSEY  |           |
|----------------------------------|-------------|------------|-------------|-----------|
|                                  | POUNDS      | VALUE      | POUNDS      | VALUE     |
| FISH - CONTINUED                 |             |            |             |           |
| TUNA AND TUNALIKE FISHES:        |             |            |             |           |
| BLUEFIN . . . . .                | 33,500      | \$6,697    | 30,700      | \$4,455   |
| BONITO . . . . .                 | -           | -          | 16,900      | 2,532     |
| LITTLE . . . . .                 | 99,000      | 8,769      | 606,100     | 42,018    |
| TOTAL TUNA . . . . .             | 132,500     | 15,466     | 653,700     | 49,005    |
| WHITE BAIT . . . . .             | 28,000      | 4,204      | -           | -         |
| WHITE PERCH . . . . .            | 51,900      | 6,693      | 33,000      | 1,640     |
| WHITING . . . . .                | 998,700     | 56,945     | 579,200     | 17,376    |
| WOLFFISH . . . . .               | 7,500       | 200        | -           | -         |
| YELLOW PERCH . . . . .           | 3,700       | 543        | -           | -         |
| UNCLASSIFIED:                    |             |            |             |           |
| FOR FOOD . . . . .               | 527,900     | 34,399     | 498,000     | 32,412    |
| OTHER . . . . .                  | 53,800      | 538        | -           | -         |
| TOTAL . . . . .                  | 120,048,800 | 4,453,553  | 191,492,100 | 4,536,262 |
| SHELLFISH, ETC.                  |             |            |             |           |
| CRABS, BLUE:                     |             |            |             |           |
| HARD . . . . .                   | -           | -          | 1,994,200   | 185,304   |
| SOFT AND PEELERS . . . . .       | -           | -          | 12,700      | 4,064     |
| TOTAL CRABS . . . . .            | -           | -          | 2,006,900   | 189,368   |
| HORSESHOE CRABS . . . . .        | -           | -          | 630,000     | 2,563     |
| LOBSTERS, NORTHERN . . . . .     | 344,100     | 160,835    | 315,200     | 148,165   |
| SHRIMP . . . . .                 | -           | -          | 90,000      | 45,000    |
| CLAMS:                           |             |            |             |           |
| HARD, PUBLIC . . . . .           | 7,023,700   | 2,351,200  | 3,995,300   | 1,438,141 |
| HARD, PRIVATE . . . . .          | 270,000     | 90,000     | 49,900      | 11,583    |
| SOFT, PUBLIC . . . . .           | 74,300      | 27,834     | 937,500     | 164,062   |
| SURF . . . . .                   | 4,903,700   | 470,433    | 407,700     | 39,219    |
| TOTAL CLAMS . . . . .            | 12,271,700  | 2,939,467  | 5,390,400   | 1,653,005 |
| CONCHS . . . . .                 | 101,500     | 26,580     | 30,000      | 4,500     |
| MUSSELS, SEA . . . . .           | 126,600     | 25,330     | -           | -         |
| OYSTERS, MARKET:                 |             |            |             |           |
| PUBLIC, SPRING . . . . .         | 226,900     | 151,175    | 28,700      | 11,275    |
| PUBLIC, FALL . . . . .           | 226,900     | 151,175    | 57,100      | 22,436    |
| PRIVATE, SPRING . . . . .        | 3,682,700   | 2,455,115  | 2,815,200   | 1,104,320 |
| PRIVATE, FALL . . . . .          | 3,999,200   | 2,666,095  | 4,184,700   | 1,645,593 |
| TOTAL OYSTERS . . . . .          | 8,135,700   | 5,423,560  | 7,085,700   | 2,783,624 |
| SCALLOPS:                        |             |            |             |           |
| BAY . . . . .                    | 23,100      | 27,834     | -           | -         |
| SEA . . . . .                    | 3,309,200   | 1,243,707  | 998,600     | 349,370   |
| SQUID . . . . .                  | 1,144,300   | 63,934     | 939,900     | 26,198    |
| TERRAPIN, DIAMOND-BACK . . . . . | -           | -          | 4,400       | 220       |
| TURTLES, SNAPPER . . . . .       | -           | -          | 14,300      | 4,285     |
| TOTAL . . . . .                  | 25,456,200  | 9,911,247  | 17,505,400  | 5,208,298 |
| GRAND TOTAL . . . . .            | 145,505,000 | 14,364,800 | 208,997,500 | 9,744,560 |

| SPECIES                         | DELAWARE |        | TOTAL     |           |
|---------------------------------|----------|--------|-----------|-----------|
|                                 | POUNDS   | VALUE  | POUNDS    | VALUE     |
| FISH                            |          |        |           |           |
| ALEEVES . . . . .               | 25,700   | \$771  | 144,600   | \$4,359   |
| ANGLERFISH . . . . .            | -        | -      | 57,500    | 2,783     |
| BLUEFISH . . . . .              | 62,700   | 6,897  | 1,369,300 | 167,766   |
| BUTTERFISH . . . . .            | 67,600   | 3,380  | 3,087,700 | 322,726   |
| CARP . . . . .                  | -        | -      | 121,600   | 7,818     |
| CATFISH AND BULLHEADS . . . . . | 3,000    | 180    | 153,100   | 10,166    |
| COD . . . . .                   | 400      | 40     | 3,743,800 | 364,899   |
| CROAKER . . . . .               | 88,000   | 11,400 | 173,200   | 16,542    |
| CUNNER . . . . .                | -        | -      | 3,100     | 113       |
| DOLPHIN . . . . .               | -        | -      | 200       | 14        |
| DRUM, BLACK . . . . .           | 12,500   | 625    | 13,300    | 669       |
| EELS:                           |          |        |           |           |
| COMMON . . . . .                | 57,400   | 8,780  | 414,400   | 74,268    |
| CONGER . . . . .                | -        | -      | 52,200    | 1,569     |
| FLOUNDERS:                      |          |        |           |           |
| GRAY SOLE . . . . .             | -        | -      | 24,400    | 1,725     |
| LEMON SOLE . . . . .            | -        | -      | 388,200   | 60,689    |
| YELLOWTAIL . . . . .            | -        | -      | 1,518,900 | 125,839   |
| BLACKBACK . . . . .             | 12,000   | 540    | 2,034,600 | 201,247   |
| DAB . . . . .                   | -        | -      | 46,300    | 2,742     |
| FLUKE . . . . .                 | 8,300    | 1,245  | 6,592,800 | 1,089,495 |
| UNCLASSIFIED . . . . .          | 7,800    | 1,170  | 38,800    | 2,873     |
| FRIGATE MACKEREL . . . . .      | -        | -      | 90,700    | 2,967     |
| GRAYFISH . . . . .              | -        | -      | 55,500    | 2,163     |
| GROUPE . . . . .                | -        | -      | 2,100     | 210       |

(CONTINUED ON NEXT PAGE)

## CATCH BY STATES, 1949 - Continued

| SPECIES                     | DELAWARE    |           | TOTAL       |            |
|-----------------------------|-------------|-----------|-------------|------------|
|                             | POUNDS      | VALUE     | POUNDS      | VALUE      |
| FISH - CONTINUED            |             |           |             |            |
| HADDOCK                     | -           | -         | 1,205,800   | \$79,490   |
| HAKE:                       |             |           |             |            |
| RED                         | -           | -         | 943,800     | 33,312     |
| WHITE                       | -           | -         | 116,200     | 5,071      |
| HALIBUT                     | -           | -         | 3,700       | 700        |
| HERRING, SEA                | -           | -         | 2,181,200   | 31,993     |
| HICKORY SHAD                | -           | -         | 3,100       | 93         |
| KING MACKEREL               | 9,400       | \$752     | 34,400      | 2,720      |
| KING WHITING OR "KINGFISH"  | -           | -         | 33,800      | 4,950      |
| LAUNCE                      | -           | -         | 22,500      | 2,000      |
| MACKEREL                    | -           | -         | 20,952,800  | 703,538    |
| MENHADEN                    | 159,748,100 | 1,677,355 | 392,410,400 | 4,256,193  |
| MULLET                      | 29,500      | 2,360     | 30,700      | 2,464      |
| PILLOTFISH                  | -           | -         | 17,400      | 850        |
| POLLOCK                     | -           | -         | 42,200      | 1,563      |
| SCUP OR PORGY               | 155,800     | 7,790     | 16,804,700  | 1,112,700  |
| SEA BASS                    | 5,100       | 612       | 5,060,800   | 685,423    |
| SEA ROBIN                   | -           | -         | 40,800      | 1,117      |
| SEA TROUT OR WEAFFISH, GRAY | 1,038,000   | 29,835    | 4,012,500   | 413,215    |
| SHAD                        | 57,500      | 8,625     | 2,363,600   | 402,262    |
| SHARKS                      | -           | -         | 43,200      | 1,914      |
| SILVERSIDES                 | -           | -         | 220,300     | 13,185     |
| SKATES                      | -           | -         | 60,600      | 2,746      |
| SPOT                        | 26,200      | 2,882     | 48,500      | 4,851      |
| STRIPED BASS                | 255,000     | 67,930    | 902,200     | 229,205    |
| STURGEON                    | 9,600       | 3,780     | 24,500      | 6,835      |
| SUCKERS                     | -           | -         | 7,700       | 697        |
| SUNFISH                     | -           | -         | 1,700       | 174        |
| SWELLFISH                   | -           | -         | 880,600     | 59,747     |
| SWORDFISH                   | -           | -         | 22,000      | 10,975     |
| TAUTOG                      | -           | -         | 70,900      | 2,392      |
| TILEFISH                    | -           | -         | 963,700     | 69,126     |
| TUNA AND TUNALIKE FISHES:   |             |           |             |            |
| BLUEFIN                     | -           | -         | 64,200      | 11,152     |
| BONITO                      | -           | -         | 16,900      | 2,532      |
| LITTLE                      | -           | -         | 705,100     | 50,787     |
| TOTAL TUNA                  | -           | -         | 786,200     | 64,471     |
| WHITE BAIT:                 |             |           |             |            |
| WHITE PERCH                 | 47,200      | 2,360     | 132,100     | 10,693     |
| WHITING                     | -           | -         | 1,577,900   | 74,321     |
| WOLFFISH                    | -           | -         | 7,500       | 200        |
| YELLOW PERCH                | 1,000       | 60        | 4,700       | 603        |
| UNCLASSIFIED:               |             |           |             |            |
| FOR FOOD                    | 5,400       | 432       | 1,031,300   | 67,243     |
| OTHER                       | -           | -         | 53,800      | 538        |
| TOTAL                       | 161,733,200 | 1,839,801 | 473,274,100 | 10,829,616 |
| SHELLFISH, ETC.             |             |           |             |            |
| CRABS, BLUE:                |             |           |             |            |
| HARD                        | 2,233,000   | 207,350   | 4,227,200   | 392,654    |
| SOFT AND PEELERS            | 57,600      | 18,912    | 70,300      | 22,976     |
| TOTAL CRABS                 | 2,290,600   | 226,262   | 4,297,500   | 415,630    |
| HORSESHOE CRABS             |             |           |             |            |
| LOBSTERS, NORTHERN          | 300         | 75        | 659,600     | 309,075    |
| SHRIMP                      | 100         | 40        | 90,100      | 45,040     |
| CLAMS:                      |             |           |             |            |
| HARD, PUBLIC                | 59,800      | 18,268    | 11,078,800  | 3,807,609  |
| HARD, PRIVATE               | 189,000     | 57,750    | 808,900     | 159,333    |
| SOFT, PUBLIC                | -           | -         | 1,011,800   | 191,896    |
| SURF                        | -           | -         | 5,311,400   | 509,652    |
| TOTAL CLAMS                 | 248,800     | 76,018    | 17,910,900  | 4,668,490  |
| CONCHS                      |             |           |             |            |
| SEA                         | -           | -         | 131,500     | 31,080     |
| MUSSELS                     | -           | -         | 126,600     | 25,330     |
| OYSTERS, MARKET:            |             |           |             |            |
| PUBLIC, SPRING              | -           | -         | 255,600     | 162,450    |
| PUBLIC, FALL                | -           | -         | 284,000     | 175,611    |
| PRIVATE, SPRING             | 915,800     | 361,450   | 7,413,700   | 3,920,885  |
| PRIVATE, FALL               | 1,274,200   | 503,800   | 9,458,100   | 4,815,488  |
| TOTAL OYSTERS               | 2,190,000   | 865,250   | 17,411,400  | 9,072,434  |
| SCALLOPS:                   |             |           |             |            |
| BAY                         | -           | -         | 23,100      | 27,834     |
| SEA                         | -           | -         | 4,307,800   | 1,593,077  |
| SQUID                       | 10,900      | 327       | 2,095,100   | 92,459     |
| TERRAPIN, DIAMOND-BACK      | -           | -         | 4,400       | 220        |
| TURTLES, SNAPPER            | -           | -         | 14,300      | 4,285      |
| TOTAL                       | 4,740,700   | 1,167,972 | 47,702,300  | 16,287,517 |
| GRAND TOTAL                 | 166,473,900 | 3,007,773 | 520,976,400 | 27,117,133 |

## MIDDLE ATLANTIC FISHERIES

## SUPPLEMENTARY REVIEW OF THE CATCH OF CERTAIN SHELLFISH, 1949

| ITEM             |                      | NEW YORK  |             | NEW JERSEY |           |
|------------------|----------------------|-----------|-------------|------------|-----------|
|                  |                      | QUANTITY  | VALUE       | QUANTITY   | VALUE     |
| CRABS, BLUE:     |                      |           |             |            |           |
| HARD             | NUMBER               | -         | -           | 5,982,600  | \$185,304 |
| SOFT AND PEELERS | DO                   | -         | -           | 50,800     | 4,064     |
| HORSESHOE CRABS  | POUNDS PER CRAB      | -         | -           | 210,000    | 2,563     |
| CLAMS:           |                      |           |             |            |           |
| HARD, PUBLIC     | U.S. STANDARD BUSHEL | 585,308   | \$2,351,200 | 443,922    | 1,438,141 |
| HARD, PRIVATE    | DO                   | 22,500    | 90,000      | 5,544      | 11,583    |
| SOFT, PUBLIC     | DO                   | 4,644     | 27,834      | 46,875     | 164,062   |
| SURF             | DO                   | 408,642   | 470,433     | 33,975     | 39,219    |
| CONCHS           | DO                   | 6,767     | 26,580      | 2,143      | 4,500     |
| MUSSELS, SEA     | DO                   | 12,660    | 29,330      | -          | -         |
| OYSTERS, MARKET: |                      |           |             |            |           |
| PUBLIC, SPRING   | DO                   | 30,253    | 151,175     | 4,100      | 11,275    |
| PUBLIC, FALL     | DO                   | 30,253    | 151,175     | 8,157      | 22,436    |
| PRIVATE, SPRING  | DO                   | 491,027   | 2,455,115   | 402,171    | 1,104,320 |
| PRIVATE, FALL    | DO                   | 533,227   | 2,666,095   | 597,814    | 1,645,593 |
| SCALLOPS:        |                      |           |             |            |           |
| BAY              | DO                   | 4,620     | 27,834      | -          | -         |
| SEA              | DO                   | 551,533   | 1,243,707   | 166,433    | 349,370   |
| ITEM             |                      | DELAWARE  |             | TOTAL      |           |
|                  |                      | QUANTITY  | VALUE       | QUANTITY   | VALUE     |
| CRABS, BLUE:     |                      |           |             |            |           |
| HARD             | NUMBER               | 6,999,000 | \$207,350   | 12,681,600 | \$392,654 |
| SOFT AND PEELERS | DO                   | 230,400   | 18,912      | 261,200    | 22,976    |
| HORSESHOE CRABS  | POUNDS PER CRAB      | -         | -           | 210,000    | 2,563     |
| CLAMS:           |                      |           |             |            |           |
| HARD, PUBLIC     | U.S. STANDARD BUSHEL | 6,644     | 18,268      | 1,035,874  | 3,807,609 |
| HARD, PRIVATE    | DO                   | 21,000    | 57,750      | 49,044     | 159,333   |
| SOFT, PUBLIC     | DO                   | -         | -           | 51,519     | 191,896   |
| SURF             | DO                   | -         | -           | 442,617    | 509,652   |
| CONCHS           | DO                   | -         | -           | 8,910      | 31,080    |
| MUSSELS, SEA     | DO                   | -         | -           | 12,660     | 29,330    |
| OYSTERS, MARKET: |                      |           |             |            |           |
| PUBLIC, SPRING   | DO                   | -         | -           | 34,353     | 162,450   |
| PUBLIC, FALL     | DO                   | -         | -           | 38,410     | 173,611   |
| PRIVATE, SPRING  | DO                   | 152,633   | 361,450     | 1,045,831  | 3,920,885 |
| PRIVATE, FALL    | DO                   | 212,367   | 503,800     | 1,343,408  | 4,815,488 |
| SCALLOPS:        |                      |           |             |            |           |
| BAY              | DO                   | -         | -           | 4,620      | 27,834    |
| SEA              | DO                   | -         | -           | 717,966    | 1,593,077 |

NOTE:--BUSHELS REPRESENT U.S. STANDARD BUSHEL OF 2,150.4 CUBIC INCHES CAPACITY.

## AVERAGE WEIGHTS OF CERTAIN SHELLFISH, 1949

| ITEM             |                            | NEW YORK | NEW JERSEY | DELAWARE |
|------------------|----------------------------|----------|------------|----------|
|                  |                            | QUANTITY | QUANTITY   | QUANTITY |
| CRABS, BLUE:     |                            |          |            |          |
| HARD             | NUMBER PER POUND           | -        | 3.00       | 3.00     |
| SOFT AND PEELERS | DO                         | -        | 4.00       | 4.00     |
| HORSESHOE CRABS  | POUNDS PER CRAB            | -        | 3.00       | -        |
| CLAMS:           |                            |          |            |          |
| HARD, PUBLIC     | LBS. MEATS PER U.S. BUSHEL | 12.00    | 9.00       | 9.00     |
| HARD, PRIVATE    | DO                         | 12.00    | 9.00       | 9.00     |
| SOFT, PUBLIC     | DO                         | 16.00    | 20.00      | -        |
| SURF             | DO                         | 12.00    | 12.00      | -        |
| CONCHS           | DO                         | 15.00    | 14.00      | -        |
| MUSSELS, SEA     | DO                         | 10.00    | -          | -        |
| OYSTERS, MARKET: |                            |          |            |          |
| PUBLIC, SPRING   | DO                         | 7.50     | 7.00       | -        |
| PUBLIC, FALL     | DO                         | 7.50     | 7.00       | -        |
| PRIVATE, SPRING  | DO                         | 7.50     | 7.00       | 6.00     |
| PRIVATE, FALL    | DO                         | 7.50     | 7.00       | 6.00     |
| SCALLOPS:        |                            |          |            |          |
| BAY              | DO                         | 5.00     | -          | -        |
| SEA              | DO                         | 6.00     | 6.00       | 7.00     |

NOTE:--BUSHELS REPRESENT U.S. STANDARD BUSHEL OF 2,150.4 CUBIC INCHES CAPACITY.



MIDDLE ATLANTIC FISHERIES

MANUFACTURED FISHERY PRODUCTS, VARIOUS YEARS 1/

| ITEM  | YEAR | UNIT           | NEW YORK  |             | NEW JERSEY<br>PENNSYLVANIA & DELAWARE |             |
|---|------|----------------|-----------|-------------|---------------------------------------|-------------|
|   |      |                | QUANTITY  | VALUE       | QUANTITY                              | VALUE       |
| BY MANUFACTURING ESTABLISHMENTS:                        |      |                |           |             |                                       |             |
| BUFFALOFISH, SMOKED . . . . .                           | 1940 | POUNDS         | 315,000   | \$68,700    | -                                     | -           |
| BUTTERFISH, SMOKED. . . . .                             | 1940 | DO             | 290,700   | 56,740      | 80,850                                | \$27,447    |
| CARP, SMOKED. . . . .                                   | 1940 | DO             | 40,000    | 12,900      | 60,500                                | 24,650      |
| CHUB, CISCO AND TULLIBEE, SMOKED. . . . .               | 1940 | DO             | 1,710,000 | 477,000     | 508,000                               | 217,600     |
| COO:  |      |                |           |             |                                       |             |
| FRESH AND FROZEN FILLETS. . . . .                       | 1949 | DO             | 2,394,320 | 694,719     | 401,785                               | 126,036     |
| SALTED FILLETS. . . . .                                 | 1940 | DO             | -         | -           | 685,200                               | 205,560     |
| SMOKED FILLETS. . . . .                                 | 1940 | DO             | 64,600    | 12,920      | -                                     | -           |
| EELS, COMMON, SMOKED. . . . .                           | 1940 | DO             | 100,000   | 28,100      | 4,100                                 | 1,360       |
| FLOUNDERS, FRESH AND FROZEN FILLETS                     | 1949 | DO             | 3,739,113 | 1,500,198   | 207,537                               | 87,080      |
| HADDOCK:  |      |                |           |             |                                       |             |
| FRESH AND FROZEN FILLETS. . . . .                       | 1949 | DO             | 1,701,320 | 527,989     | 507,094                               | 167,209     |
| SMOKED:   |      |                |           |             |                                       |             |
| FILLETS . . . . .                                       | 1940 | DO             | 113,100   | 17,274      | 57,140                                | 13,461      |
| FINNAN HADDIE . . . . .                                 | 1940 | DO             | 115,000   | 14,950      | 34,900                                | 5,595       |
| WHOLE . . . . .   | 1940 | DO             | -         | -           | 28,700                                | 5,740       |
| HAKE, FRESH FILLETS . . . . .                           | 1949 | DO             | 98,000    | 19,800      | (2)                                   | (2)         |
| HERRING, SEA:   |      |                |           |             |                                       |             |
| BLOATERS, SMOKED HARD . . . . .                         | 1940 | DO             | -         | -           | 490,500                               | 73,055      |
| KIPPERED. . . . .                                       | 1940 | DO             | 63,000    | 11,600      | 2,500                                 | 375         |
| SPICED. . . . .   | 1940 | DO             | -         | -           | 35,000                                | 2,500       |
| LAKE TROUT, SMOKED. . . . .                             | 1940 | DO             | 67,000    | 19,700      | 72,000                                | 31,200      |
| LINGCOD, SMOKED. . . . .                                | 1940 | DO             | 800       | 100         | -                                     | -           |
| MACKEREL, SMOKED, WHOLE . . . . .                       | 1940 | DO             | 49,000    | 9,250       | 10,100                                | 2,520       |
| MENHADEN:   |      |                |           |             |                                       |             |
| DRY SCRAP AND MEAL. . . . .                             | 1949 | TONS           | (2)       | (2)         | 3/33,206                              | 3/4,918,546 |
| OIL . . . . .   | 1949 | GALLONS        | (2)       | (2)         | 3,201,065                             | 1,464,605   |
| PADDLEFISH, SMOKED. . . . .                             | 1940 | POUNDS         | 125,000   | 53,850      | -                                     | -           |
| SABLEFISH, SMOKED . . . . .                             | 1940 | DO             | -         | -           | 95,000                                | 42,750      |
| SALMON:   |      |                |           |             |                                       |             |
| KIPPERED. . . . .                                       | 1940 | DO             | 430,000   | 167,900     | 355,000                               | 159,250     |
| SMOKED, WHOLE. . . . .                                  | 1940 | DO             | 5,120,000 | 1,697,500   | 1,081,000                             | 426,400     |
| SHAD, SMOKED. . . . .                                   | 1940 | DO             | 70,000    | 9,000       | 45,000                                | 13,250      |
| STURGEON, SMOKED. . . . .                               | 1940 | DO             | 417,000   | 322,250     | 88,000                                | 67,000      |
| TUNA, SMOKED. . . . .                                   | 1940 | DO             | -         | -           | 700                                   | 175         |
| WHITEFISH, SMOKED . . . . .                             | 1940 | DO             | 1,750,000 | 618,500     | 320,000                               | 112,300     |
| WHITING, SMOKED . . . . .                               | 1940 | DO             | -         | -           | 131,500                               | 19,725      |
| CLAMS:  |      |                |           |             |                                       |             |
| CANNED:   |      |                |           |             |                                       |             |
| WHOLE AND MINCED (HARD AND SURF)                        | 1949 | STANDARD CASES | 74,027    | 684,798     | -                                     | -           |
| CHOWDER, JUICE AND BROTH (HARD)                         | 1949 | DO             | 14,775    | 45,190      | (2)                                   | (2)         |
| FRESH-SHUCKED (HARD AND SURF) . . . . .                 | 1940 | GALLONS        | -         | -           | 16,215                                | 26,205      |
| MUSSEL-SHELL AND MARINE PEARL-SHELL<br>BUTTONS. . . . . | 1949 | GROSS          | 922,562   | 1,713,355   | 1,664,378                             | 2,423,224   |
| OYSTERS, FRESH-SHUCKED (EASTERN). . . . .               | 1940 | GALLONS        | 249,450   | 523,625     | 788,737                               | 1,398,319   |
| OYSTER-SHELL PRODUCTS:                                  |      |                |           |             |                                       |             |
| GRIT. . . . .   | 1949 | TONS           | -         | -           | 5,266                                 | 80,894      |
| LIME, UNBURNED. . . . .                                 | 1949 | DO             | -         | -           | 1,846                                 | 6,565       |
| UNCLASSIFIED PRODUCTS:                                  |      |                |           |             |                                       |             |
| PACKAGED FISH . . . . .                                 | 1949 | POUNDS         | 4/21,000  | 4/9,800     | 3/43,088                              | 3/12,386    |
| CANNED. . . . .   | 1949 | STANDARD CASES | 6/843,948 | 6/843,151   | (7)                                   | (7)         |
| MISCELLANEOUS PRODUCTS. . . . .                         | 1949 | -              | -         | 8/2,368,136 | -                                     | 9/5,055,291 |
| TOTAL. . . . .  |      |                | -         | 12,528,995  | -                                     | 17,218,273  |

- 1/ DATA ON THE PRODUCTION OF THE DIFFERENT PRODUCTS ARE FOR THE YEARS INDICATED.
  - 2/ THIS ITEM HAS BEEN INCLUDED UNDER "UNCLASSIFIED PRODUCTS".
  - 3/ INCLUDES A SMALL QUANTITY OF ACID SCRAP PRODUCED IN DELAWARE.
  - 4/ INCLUDES FRESH FILLETS OF BLUEFISH, POLLOCK, AND STRIPED BASS.
  - 5/ INCLUDES FRESH AND FROZEN FILLETS OF HAKE, MACKEREL, POLLOCK, RED DRUM, AND MISCELLANEOUS SPECIES.
  - 6/ INCLUDES CANNED ANIMAL FOOD; SALMON, STURGEON AND WHITEFISH CAVIAR; HERRING AND SALMON SALAD SPREAD; FISH CAKES; CONCHS; CRAB MEAT CREOLE, NEWBURG, AND IN CURRY SAUCE; FROG LEGS NEWBURG; LOBSTER BISQUE, NEWBURG, SOUP AND STEW; OYSTER BISQUE; SCALLOPS IN MUSHROOM SOUP; SHRIMP NEWBURG; SHRIMP CURRIED; TERRAPIN AND TURTLE MEAT, SOUP, AND STEW; BOUILLABAISSE; AND SEAFOOD NEWBURG.
  - 7/ THIS ITEM HAS BEEN INCLUDED UNDER "MISCELLANEOUS PRODUCTS".
  - 8/ INCLUDES SHARK, WHALE, AND MISCELLANEOUS LIVER OILS; MENHADEN DRY SCRAP AND MEAL, OIL AND FISH SOLUBLES; AND MISCELLANEOUS MEAL.
  - 9/ INCLUDES CANNED CLAM CHOWDER; COD, SHARK, AND MISCELLANEOUS LIVER OILS; HORSESHOE CRAB AND MISCELLANEOUS DRY SCRAP; AND MENHADEN FISH SOLUBLES.
- NOTE:--SOME OF THE ABOVE PRODUCTS MAY HAVE BEEN MANUFACTURED FROM PRODUCTS IMPORTED FROM ANOTHER STATE OR A FOREIGN COUNTRY; THEREFORE THEY CANNOT BE CORRELATED DIRECTLY WITH THE CATCH WITHIN THE STATE.

SUMMARY OF MANUFACTURED FISHERY PRODUCTS, VARIOUS YEARS

| SUMMARY OF STATES      |              | SUMMARY OF PRODUCTS                 |      |                |            |             |
|------------------------|--------------|-------------------------------------|------|----------------|------------|-------------|
| STATE                  | VALUE        | ITEM                                | YEAR | UNIT           | QUANTITY   | VALUE       |
| NEW YORK . . . . .     | \$12,528,995 | PACKAGED FISH . . . . .             | 1949 | POUNDS         | 9,173,257  | \$3,145,277 |
| NEW JERSEY . . . . .   | 11,258,107   | CANNED FISH AND SHELLFISH . . . . . | 1949 | STANDARD CASES | 802,458    | 5,793,832   |
| PENNSYLVANIA . . . . . | 2,602,217    | FISHERY BYPRODUCTS. . . . .         | 1949 | -              | -          | 13,809,923  |
| DELAWARE . . . . .     | 3,357,955    | PACKAGED SHELLFISH. . . . .         | 1940 | POUNDS         | 9,226,018  | 1,948,149   |
| TOTAL . . . . .        | 29,747,268   | SALTED, DRIED AND PICKLED . . . . . | 1940 | DO             | 208,200    | 208,060     |
|                        |              | SMOKED AND KIPPERED . . . . .       | 1940 | DO             | 14,305,690 | 4,842,087   |
|                        |              | TOTAL . . . . .                     | -    | -              | -          | 29,747,268  |

## MIDDLE ATLANTIC FISHERIES

## NEW YORK

## OPERATING UNITS BY GEAR, 1949

| ITEM                      | PURSE SEINES,<br>MENHADEN | HAUL SEINES,<br>COMMON | GILL NETS |        | LINES  |                          | POUND NETS |
|---------------------------|---------------------------|------------------------|-----------|--------|--------|--------------------------|------------|
|                           |                           |                        | DRIFT     | STAKE  | HAND   | TRAWL OR TROT WITH HOOKS |            |
|                           | NUMBER                    | NUMBER                 | NUMBER    | NUMBER | NUMBER | NUMBER                   | NUMBER     |
| FISHERMEN:                |                           |                        |           |        |        |                          |            |
| ON VESSELS . . . . .      | 165                       | 16                     | 3         | -      | 6      | 16                       | 8          |
| ON BOATS AND SHORE:       |                           |                        |           |        |        |                          |            |
| REGULAR . . . . .         | -                         | 187                    | 40        | 15     | 128    | 36                       | 55         |
| CASUAL . . . . .          | -                         | 170                    | 387       | 204    | 516    | 53                       | 67         |
| TOTAL . . . . .           | 165                       | 373                    | 430       | 219    | 650    | 105                      | 130        |
| VESSELS, MOTOR . . . . .  | 8                         | 5                      | 1         | -      | 2      | 2                        | 3          |
| NET TONNAGE . . . . .     | 732                       | 30                     | 7         | -      | 57     | 39                       | 28         |
| BOATS:                    |                           |                        |           |        |        |                          |            |
| MOTOR . . . . .           | -                         | 131                    | 198       | 102    | 286    | 48                       | 47         |
| OTHER . . . . .           | -                         | -                      | 2         | -      | 39     | 3                        | -          |
| ACCESSORY BOATS . . . . . | 24                        | 5                      | -         | -      | -      | 8                        | -          |
| APPARATUS:                |                           |                        |           |        |        |                          |            |
| NUMBER . . . . .          | 8                         | 136                    | 205       | 102    | 649    | 191                      | 153        |
| LENGTH, YARDS . . . . .   | 3,200                     | 80,818                 | -         | -      | -      | -                        | -          |
| SQUARE YARDS . . . . .    | -                         | -                      | 631,500   | 57,125 | -      | -                        | -          |
| HOOKS . . . . .           | -                         | -                      | -         | -      | 1,300  | 71,500                   | -          |

| ITEM                      | FYKE NETS,<br>FISH | OTTER TRAWLS,<br>FISH | POTS   |        |        |         | HARPOONS |
|---------------------------|--------------------|-----------------------|--------|--------|--------|---------|----------|
|                           |                    |                       | CONCH  | EEL    | FISH   | LOBSTER |          |
|                           | NUMBER             | NUMBER                | NUMBER | NUMBER | NUMBER | NUMBER  | NUMBER   |
| FISHERMEN:                |                    |                       |        |        |        |         |          |
| ON VESSELS . . . . .      | -                  | 359                   | -      | -      | -      | 2       | 15       |
| ON BOATS AND SHORE:       |                    |                       |        |        |        |         |          |
| REGULAR . . . . .         | 19                 | 80                    | 8      | 10     | 7      | 65      | -        |
| CASUAL . . . . .          | 47                 | 51                    | 18     | 31     | 2      | 215     | -        |
| TOTAL . . . . .           | 66                 | 490                   | 26     | 41     | 9      | 282     | 15       |
| VESSELS, MOTOR . . . . .  | -                  | 98                    | -      | -      | -      | 1       | 5        |
| NET TONNAGE . . . . .     | -                  | 2,090                 | -      | -      | -      | 7       | 84       |
| BOATS:                    |                    |                       |        |        |        |         |          |
| MOTOR . . . . .           | 33                 | 60                    | 13     | 10     | 5      | 140     | -        |
| OTHER . . . . .           | 18                 | -                     | -      | 13     | -      | 19      | -        |
| ACCESSORY BOATS . . . . . | -                  | -                     | -      | -      | -      | -       | -        |
| APPARATUS:                |                    |                       |        |        |        |         |          |
| NUMBER . . . . .          | 543                | 158                   | 1,605  | 721    | 680    | 2,836   | 5        |
| YARDS AT MOUTH . . . . .  | -                  | 2,453                 | -      | -      | -      | -       | -        |

| ITEM                      | DREDGES |                   |         | TONGS  |        | RAKES,<br>OTHER THAN<br>FOR OYSTERS | TOTAL,<br>EXCLUSIVE OF<br>DUPLICATION |
|---------------------------|---------|-------------------|---------|--------|--------|-------------------------------------|---------------------------------------|
|                           | CLAM    | OYSTER,<br>COMMON | SCALLOP | OYSTER | OTHER  | NUMBER                              | NUMBER                                |
|                           | NUMBER  | NUMBER            | NUMBER  | NUMBER | NUMBER | NUMBER                              | NUMBER                                |
| FISHERMEN:                |         |                   |         |        |        |                                     |                                       |
| ON VESSELS . . . . .      | 73      | 156               | 224     | -      | 22     | -                                   | 916                                   |
| ON BOATS AND SHORE:       |         |                   |         |        |        |                                     |                                       |
| REGULAR . . . . .         | 30      | -                 | 18      | 477    | 2,667  | 212                                 | 2,884                                 |
| CASUAL . . . . .          | 14      | -                 | 4       | 397    | 3,078  | 160                                 | 4,353                                 |
| TOTAL . . . . .           | 117     | 156               | 246     | 874    | 5,767  | 372                                 | 8,153                                 |
| VESSELS, MOTOR . . . . .  | 33      | 35                | 35      | -      | 14     | -                                   | 211                                   |
| NET TONNAGE . . . . .     | 382     | 790               | 1,265   | -      | 95     | -                                   | 4,776                                 |
| BOATS:                    |         |                   |         |        |        |                                     |                                       |
| MOTOR . . . . .           | 20      | -                 | 11      | 676    | 2,673  | 115                                 | 3,320                                 |
| OTHER . . . . .           | -       | -                 | -       | 18     | 287    | 68                                  | 349                                   |
| ACCESSORY BOATS . . . . . | -       | -                 | -       | -      | -      | -                                   | 42                                    |
| APPARATUS:                |         |                   |         |        |        |                                     |                                       |
| NUMBER . . . . .          | 53      | 70                | 92      | 874    | 5,767  | 372                                 | -                                     |
| YARDS AT MOUTH . . . . .  | 36      | 96                | 267     | -      | -      | -                                   | -                                     |

(CONTINUED ON NEXT PAGE)



MIDDLE ATLANTIC FISHERIES

127

NEW YORK: CATCH BY GEAR, 1949

| SPECIES                               | PURSE SEINES |          | HAUL SEINES |         | GILL NETS |        |         |        |
|---------------------------------------|--------------|----------|-------------|---------|-----------|--------|---------|--------|
|                                       |              |          |             |         | DRIFT     |        | SET     |        |
|                                       | POUNDS       | VALUE    | POUNDS      | VALUE   | POUNDS    | VALUE  | POUNDS  | VALUE  |
| ALEMIVES . . . . .                    | -            | -        | 98,900      | \$2,989 | 100       | \$2    | -       | -      |
| BLUEFISH . . . . .                    | -            | -        | 2,700       | 450     | 21,200    | 3,350  | -       | -      |
| BUTTERFISH . . . . .                  | -            | -        | -           | -       | 400       | 50     | -       | -      |
| CARP . . . . .                        | -            | -        | 53,800      | 4,144   | 700       | 98     | 200     | \$16   |
| CATFISH AND BULLHEADS . . . . .       | -            | -        | 1,300       | 164     | 400       | 40     | -       | -      |
| COD . . . . .                         | -            | -        | 300         | 32      | 7,000     | 746    | -       | -      |
| FLOUNDERS:                            |              |          |             |         |           |        |         |        |
| BLACKBACK . . . . .                   | -            | -        | 1,100       | 115     | -         | -      | -       | -      |
| FLUKE . . . . .                       | -            | -        | 900         | 175     | -         | -      | -       | -      |
| GRAYFISH . . . . .                    | -            | -        | 600         | 25      | -         | -      | -       | -      |
| KING WHITING OR "KINGFISH" . . . . .  | -            | -        | 3,500       | 505     | -         | -      | -       | -      |
| LAUNCE . . . . .                      | -            | -        | 22,500      | 2,000   | -         | -      | -       | -      |
| MACKEREL . . . . .                    | 160,200      | \$20,000 | 8,600       | 1,317   | 28,000    | 4,629  | -       | -      |
| MENHADEN . . . . .                    | 89,488,700   | 939,631  | -           | -       | -         | -      | -       | -      |
| SCUP OR PORGY . . . . .               | -            | -        | 178,300     | 16,081  | -         | -      | -       | -      |
| SEA TROUT OR WEAKFISH, GRAY . . . . . | -            | -        | 225,500     | 45,848  | 44,400    | 8,286  | -       | -      |
| SHAD . . . . .                        | -            | -        | 43,300      | 5,637   | 452,300   | 68,158 | 264,000 | 39,600 |
| SPOT . . . . .                        | -            | -        | -           | -       | 10,000    | 500    | -       | -      |
| STRIPED BASS . . . . .                | -            | -        | 592,100     | 147,977 | 1,700     | 372    | 600     | 130    |
| STURGEON . . . . .                    | -            | -        | -           | -       | 3,200     | 1,005  | 700     | 254    |
| SUCKERS . . . . .                     | -            | -        | 1,400       | 110     | 600       | 61     | -       | -      |
| SUNFISH . . . . .                     | -            | -        | 300         | 30      | -         | -      | -       | -      |
| SWELLFISH . . . . .                   | -            | -        | 9,100       | 630     | -         | -      | -       | -      |
| WHITE BAIT . . . . .                  | -            | -        | 28,000      | 4,204   | -         | -      | -       | -      |
| WHITE PERCH . . . . .                 | -            | -        | 39,900      | 5,474   | 3,700     | 526    | 4,100   | 300    |
| YELLOW PERCH . . . . .                | -            | -        | -           | -       | 100       | 18     | -       | -      |
| UNCLASSIFIED, FOR FOOD . . . . .      | -            | -        | 51,900      | 3,422   | 5,300     | 316    | -       | -      |
| TOTAL . . . . .                       | 89,648,900   | 959,631  | 1,364,000   | 241,329 | 579,100   | 88,157 | 269,600 | 40,300 |

| SPECIES                               | LINES     |         |                          |         | POUND NETS |          | FYKE NETS |        |
|---------------------------------------|-----------|---------|--------------------------|---------|------------|----------|-----------|--------|
|                                       | HAND      |         | TRAWL OR TROT WITH HOOKS |         |            |          |           |        |
|                                       | POUNDS    | VALUE   | POUNDS                   | VALUE   | POUNDS     | VALUE    | POUNDS    | VALUE  |
| BLUEFISH . . . . .                    | 1,500     | \$231   | -                        | -       | 213,000    | \$33,080 | -         | -      |
| BUTTERFISH . . . . .                  | -         | -       | -                        | -       | 306,900    | 58,814   | -         | -      |
| CARP . . . . .                        | -         | -       | 200                      | \$16    | -          | -        | 1,700     | \$214  |
| CATFISH AND BULLHEADS . . . . .       | -         | -       | 19,600                   | 1,916   | -          | -        | 17,200    | 2,124  |
| COD . . . . .                         | 6,000     | 675     | 793,700                  | 86,662  | 2,400      | 250      | -         | -      |
| CUNNER . . . . .                      | -         | -       | -                        | -       | 2,500      | 100      | -         | -      |
| EELS, COMMON . . . . .                | -         | -       | 800                      | 150     | 29,200     | 4,811    | 3,300     | 556    |
| FLOUNDERS:                            |           |         |                          |         |            |          |           |        |
| BLACKBACK . . . . .                   | -         | -       | -                        | -       | 16,500     | 1,711    | 192,000   | 19,097 |
| FLUKE . . . . .                       | -         | -       | -                        | -       | 18,500     | 3,549    | -         | -      |
| FRIGATE MACKEREL . . . . .            | -         | -       | -                        | -       | 25,800     | 1,000    | -         | -      |
| GRAYFISH . . . . .                    | -         | -       | -                        | -       | 8,500      | 331      | -         | -      |
| HAKE, RED . . . . .                   | -         | -       | -                        | -       | 42,100     | 1,651    | -         | -      |
| HERRING, SEA . . . . .                | -         | -       | -                        | -       | 117,200    | 3,365    | -         | -      |
| KING WHITING OR "KINGFISH" . . . . .  | -         | -       | -                        | -       | 15,700     | 2,309    | -         | -      |
| MACKEREL . . . . .                    | 1,464,500 | 223,260 | -                        | -       | 171,800    | 32,884   | -         | -      |
| POLLOCK . . . . .                     | 5,500     | 400     | -                        | -       | -          | -        | -         | -      |
| SCUP OR PORGY . . . . .               | 4,800     | 417     | -                        | -       | 71,000     | 6,325    | -         | -      |
| SEA BASS . . . . .                    | 44,300    | 8,759   | -                        | -       | 3,600      | 700      | -         | -      |
| SEA TROUT OR WEAKFISH, GRAY . . . . . | 1,000     | 225     | -                        | -       | 112,400    | 22,533   | -         | -      |
| SHAD . . . . .                        | -         | -       | -                        | -       | 139,200    | 27,922   | -         | -      |
| SHARKS . . . . .                      | -         | -       | -                        | -       | 600        | 32       | -         | -      |
| SILVERSIDES . . . . .                 | -         | -       | -                        | -       | 220,300    | 13,185   | -         | -      |
| SKATES . . . . .                      | -         | -       | -                        | -       | 1,900      | 97       | -         | -      |
| STRIPED BASS . . . . .                | 17,500    | 4,400   | -                        | -       | 4,300      | 1,100    | -         | -      |
| SUCKERS . . . . .                     | -         | -       | -                        | -       | -          | -        | 3,700     | 384    |
| SUNFISH . . . . .                     | -         | -       | -                        | -       | -          | -        | 1,400     | 144    |
| SWELLFISH . . . . .                   | -         | -       | 592,800                  | 41,344  | 755,700    | 52,004   | -         | -      |
| TILEFISH . . . . .                    | -         | -       | -                        | -       | -          | -        | -         | -      |
| TUNA:                                 |           |         |                          |         |            |          |           |        |
| BLUEFIN . . . . .                     | 9,500     | 1,900   | -                        | -       | 24,000     | 4,797    | -         | -      |
| LITTLE . . . . .                      | -         | -       | -                        | -       | 99,000     | 8,769    | -         | -      |
| WHITE PERCH . . . . .                 | -         | -       | 100                      | 8       | -          | -        | 4,100     | 385    |
| WHITING . . . . .                     | -         | -       | -                        | -       | 111,800    | 5,638    | -         | -      |
| YELLOW PERCH . . . . .                | -         | -       | -                        | -       | 91,500     | 5,933    | 3,600     | 525    |
| UNCLASSIFIED, FOR FOOD . . . . .      | 11,700    | 682     | -                        | -       | 242,600    | 12,550   | 500       | 35     |
| SQUID . . . . .                       | -         | -       | -                        | -       | -          | -        | -         | -      |
| TOTAL . . . . .                       | 1,566,300 | 240,949 | 1,407,200                | 130,096 | 2,848,000  | 305,440  | 227,500   | 23,464 |

(CONTINUED ON NEXT PAGE)

## MIDDLE ATLANTIC FISHERIES

NEW YORK: CATCH BY GEAR, 1949 - Continued

| SPECIES                              | OTTER TRAWLS |           | POTS    |          | HARPOONS |          |
|--------------------------------------|--------------|-----------|---------|----------|----------|----------|
|                                      | POUNDS       | VALUE     | POUNDS  | VALUE    | POUNDS   | VALUE    |
| ANGLERFISH . . . . .                 | 48,400       | \$2,510   | -       | -        | -        | -        |
| BLUEFISH . . . . .                   | 12,800       | 2,411     | -       | -        | -        | -        |
| BUTTERFISH . . . . .                 | 1,213,100    | 162,499   | -       | -        | -        | -        |
| COD . . . . .                        | 1,547,400    | 140,708   | -       | -        | -        | -        |
| CUNNER . . . . .                     | 100          | 4         | -       | -        | -        | -        |
| DOLPHIN . . . . .                    | 100          | 4         | -       | -        | -        | -        |
| EELS:                                |              |           |         |          |          |          |
| COMMON . . . . .                     | -            | -         | 195,500 | \$34,331 | -        | -        |
| CONGER . . . . .                     | 8,600        | 260       | -       | -        | -        | -        |
| FLOUNDERS:                           |              |           |         |          |          |          |
| GRAY SOLE . . . . .                  | 10,800       | 909       | -       | -        | -        | -        |
| LEMON SOLE . . . . .                 | 376,600      | 60,040    | -       | -        | -        | -        |
| YELLOWTAIL . . . . .                 | 1,461,900    | 122,989   | -       | -        | -        | -        |
| BLACKBACK . . . . .                  | 1,701,400    | 174,267   | -       | -        | -        | -        |
| DAB . . . . .                        | 46,300       | 2,742     | -       | -        | -        | -        |
| FLUKE . . . . .                      | 3,540,600    | 637,904   | -       | -        | -        | -        |
| UNCLASSIFIED . . . . .               | 28,300       | 1,516     | -       | -        | -        | -        |
| GRAYFISH . . . . .                   | 44,600       | 1,753     | -       | -        | -        | -        |
| HADDOCK . . . . .                    | 1,197,300    | 78,768    | -       | -        | -        | -        |
| HAKE:                                |              |           |         |          |          |          |
| RED . . . . .                        | 547,000      | 20,963    | -       | -        | -        | -        |
| WHITE . . . . .                      | 59,000       | 3,355     | -       | -        | -        | -        |
| HALIBUT . . . . .                    | 3,700        | 700       | -       | -        | -        | -        |
| HERRING, SEA . . . . .               | 102,300      | 2,680     | -       | -        | -        | -        |
| KING WHITING OR "KINGFISH" . . . . . | 14,600       | 2,136     | -       | -        | -        | -        |
| MACKEREL . . . . .                   | 53,200       | 8,482     | -       | -        | -        | -        |
| POLLOCK . . . . .                    | 35,800       | 1,100     | -       | -        | -        | -        |
| SCUP OR PORGY . . . . .              | 7,030,400    | 622,141   | 500     | 25       | -        | -        |
| SEA BASS . . . . .                   | 1,200,300    | 211,066   | 51,000  | 10,147   | -        | -        |
| SEA ROBIN . . . . .                  | 16,900       | 515       | -       | -        | -        | -        |
| SEA TROUT OR WEAKFISH, GRAY          | 23,400       | 4,597     | -       | -        | -        | -        |
| SHAD . . . . .                       | 700          | 140       | -       | -        | -        | -        |
| SHARKS . . . . .                     | 23,500       | 1,174     | -       | -        | -        | -        |
| SKATES . . . . .                     | 45,900       | 2,265     | -       | -        | -        | -        |
| STRIPED BASS . . . . .               | 9,800        | 2,476     | -       | -        | -        | -        |
| STURGEON . . . . .                   | 7,400        | 2,716     | -       | -        | -        | -        |
| SWELLFISH . . . . .                  | 58,000       | 4,070     | -       | -        | -        | -        |
| SWORDFISH . . . . .                  | -            | -         | -       | -        | 21,900   | \$10,900 |
| TAUTOG . . . . .                     | 5,000        | 400       | -       | -        | -        | -        |
| TILEFISH . . . . .                   | 321,500      | 24,818    | -       | -        | -        | -        |
| WHITING . . . . .                    | 886,900      | 51,307    | -       | -        | -        | -        |
| WOLFFISH . . . . .                   | 7,500        | 200       | -       | -        | -        | -        |
| UNCLASSIFIED:                        |              |           |         |          |          |          |
| FOR FOOD . . . . .                   | 367,000      | 24,011    | -       | -        | -        | -        |
| OTHER . . . . .                      | 53,800       | 538       | -       | -        | -        | -        |
| LOBSTERS, NORTHERN . . . . .         | 68,600       | 16,385    | 275,500 | 144,450  | -        | -        |
| CONCHS . . . . .                     | -            | -         | 101,500 | 26,580   | -        | -        |
| SCALLOPS, SEA . . . . .              | 62,600       | 22,535    | -       | -        | -        | -        |
| SQUID . . . . .                      | 901,700      | 51,384    | -       | -        | -        | -        |
| TOTAL . . . . .                      | 23,144,800   | 2,471,638 | 624,000 | 215,533  | 21,900   | 10,900   |

| SPECIES                   | DREDGES    |           | TONGS     |             | RAKES  |          |
|---------------------------|------------|-----------|-----------|-------------|--------|----------|
|                           | POUNDS     | VALUE     | POUNDS    | VALUE       | POUNDS | VALUE    |
| CLAMS:                    |            |           |           |             |        |          |
| HARD, PUBLIC . . . . .    | -          | -         | 7,023,700 | \$2,351,200 | -      | -        |
| HARD, PRIVATE . . . . .   | -          | -         | 270,000   | 90,000      | -      | -        |
| SOFT, PUBLIC . . . . .    | -          | -         | -         | -           | 74,300 | \$27,834 |
| SURF . . . . .            | 4,878,700  | \$468,037 | 25,000    | 2,396       | -      | -        |
| MUSSELS, SEA . . . . .    | 40,800     | 8,160     | 85,800    | 17,170      | -      | -        |
| OYSTERS, MARKET:          |            |           |           |             |        |          |
| PUBLIC, SPRING . . . . .  | -          | -         | 226,900   | 151,175     | -      | -        |
| PUBLIC, FALL . . . . .    | -          | -         | 226,900   | 151,175     | -      | -        |
| PRIVATE, SPRING . . . . . | 3,682,700  | 2,455,115 | -         | -           | -      | -        |
| PRIVATE, FALL . . . . .   | 3,999,200  | 2,666,095 | -         | -           | -      | -        |
| SCALLOPS:                 |            |           |           |             |        |          |
| BAY . . . . .             | 23,100     | 27,834    | -         | -           | -      | -        |
| SEA . . . . .             | 3,246,600  | 1,221,172 | -         | -           | -      | -        |
| TOTAL . . . . .           | 15,871,100 | 6,846,413 | 7,858,300 | 2,763,116   | 74,300 | 27,834   |

## NEW JERSEY

## OPERATING UNITS BY GEAR, 1949

| ITEM                              | PURSE SEINES |          |        | HAUL SEINES, COMMON | GILL NETS |           |         | LINES HAND |
|-----------------------------------|--------------|----------|--------|---------------------|-----------|-----------|---------|------------|
|                                   | MACKEREL     | MENHADEN | OTHER  |                     | DRIFT     | RUNAROUND | STAKE   |            |
|                                   | NUMBER       | NUMBER   | NUMBER | NUMBER              | NUMBER    | NUMBER    | NUMBER  | NUMBER     |
| FISHERMEN:                        |              |          |        |                     |           |           |         |            |
| ON VESSELS . . . . .              | 54           | 411      | 24     | -                   | 42        | 2         | 14      | 54         |
| ON BOATS AND SHORE:               |              |          |        |                     |           |           |         |            |
| REGULAR . . . . .                 | -            | -        | -      | 2                   | 84        | 25        | 109     | 76         |
| CASUAL . . . . .                  | -            | -        | -      | 70                  | 59        | 7         | 217     | 124        |
| TOTAL . . . . .                   | 54           | 411      | 24     | 72                  | 185       | 34        | 340     | 254        |
| VESSELS, MOTOR . . . . .          | 4            | 18       | 2      | -                   | 20        | 1         | 7       | 24         |
| NET TONNAGE . . . . .             | 194          | 896      | 54     | -                   | 230       | 5         | 74      | 310        |
| BOATS:                            |              |          |        |                     |           |           |         |            |
| MOTOR . . . . .                   | -            | -        | -      | 18                  | 67        | 16        | 107     | 99         |
| OTHER . . . . .                   | -            | -        | -      | 14                  | 15        | -         | 133     | -          |
| ACCESSORY BOATS . . . . .         | 12           | 54       | 6      | -                   | -         | -         | -       | -          |
| APPARATUS:                        |              |          |        |                     |           |           |         |            |
| NUMBER . . . . .                  | 4            | 18       | 2      | 23                  | 1,329     | 17        | 551     | 254        |
| LENGTH, YARDS . . . . .           | 1,550        | 5,710    | 800    | 6,900               | -         | -         | -       | -          |
| SQUARE YARDS . . . . .            | -            | -        | -      | -                   | 647,938   | 68,000    | 951,731 | -          |
| HOOKS, BAITS, OR SNOODS . . . . . | -            | -        | -      | -                   | -         | -         | -       | 470        |

| ITEM                              | LINES - CONTINUED        |        |                           | POUND NETS | WEIRS  | STOP NETS | FYKE NETS, FISH | DIP NETS, COMMON |
|-----------------------------------|--------------------------|--------|---------------------------|------------|--------|-----------|-----------------|------------------|
|                                   | TRAWL OR TROT WITH HOOKS | TROLL  | TROT WITH BAITS OR SNOODS |            |        |           |                 |                  |
|                                   | NUMBER                   | NUMBER | NUMBER                    | NUMBER     | NUMBER | NUMBER    | NUMBER          | NUMBER           |
| FISHERMEN:                        |                          |        |                           |            |        |           |                 |                  |
| ON VESSELS . . . . .              | 32                       | -      | -                         | 101        | -      | -         | -               | -                |
| ON BOATS AND SHORE:               |                          |        |                           |            |        |           |                 |                  |
| REGULAR . . . . .                 | 72                       | -      | 35                        | 45         | -      | -         | 1               | -                |
| CASUAL . . . . .                  | 14                       | 21     | 27                        | 30         | 16     | 36        | 13              | 20               |
| TOTAL . . . . .                   | 118                      | 21     | 62                        | 176        | 16     | 36        | 14              | 20               |
| VESSELS, MOTOR . . . . .          | 16                       | -      | -                         | 14         | -      | -         | -               | -                |
| NET TONNAGE . . . . .             | 174                      | -      | -                         | 95         | -      | -         | -               | -                |
| BOATS:                            |                          |        |                           |            |        |           |                 |                  |
| MOTOR . . . . .                   | 42                       | 14     | 62                        | 13         | 2      | 7         | 6               | 7                |
| OTHER . . . . .                   | -                        | -      | -                         | -          | 5      | 6         | 8               | 13               |
| APPARATUS:                        |                          |        |                           |            |        |           |                 |                  |
| NUMBER . . . . .                  | 339                      | 21     | 62                        | 77         | 30     | 18        | 239             | 20               |
| LENGTH, YARDS . . . . .           | -                        | -      | -                         | -          | -      | 9,000     | -               | -                |
| HOOKS, BAITS, OR SNOODS . . . . . | 102,600                  | 42     | 43,000                    | -          | -      | -         | -               | -                |

| ITEM                     | OTTER TRAWLS, FISH | BEAM TRAWLS, SHRIMP | POTS   |        |        | DREDGES |        |      |
|--------------------------|--------------------|---------------------|--------|--------|--------|---------|--------|------|
|                          |                    |                     | CRAB   | EEL    | FISH   | LOBSTER | CLAM   | CRAB |
|                          | NUMBER             | NUMBER              | NUMBER | NUMBER | NUMBER | NUMBER  | NUMBER |      |
| FISHERMEN:               |                    |                     |        |        |        |         |        |      |
| ON VESSELS . . . . .     | 312                | -                   | -      | -      | 14     | 2       | 81     | 32   |
| ON BOATS AND SHORE:      |                    |                     |        |        |        |         |        |      |
| REGULAR . . . . .        | 15                 | 15                  | -      | 8      | 47     | 54      | 22     | 6    |
| CASUAL . . . . .         | -                  | 6                   | 2      | 48     | -      | -       | 3      | -    |
| TOTAL . . . . .          | 327                | 21                  | 2      | 56     | 61     | 56      | 106    | 38   |
| VESSELS, MOTOR . . . . . | 99                 | -                   | -      | -      | 7      | 1       | 40     | 16   |
| NET TONNAGE . . . . .    | 2,125              | -                   | -      | -      | 53     | 9       | 425    | 125  |
| BOATS:                   |                    |                     |        |        |        |         |        |      |
| MOTOR . . . . .          | 7                  | 21                  | 1      | 35     | 24     | 27      | 13     | 3    |
| OTHER . . . . .          | -                  | -                   | 1      | 16     | -      | -       | -      | -    |
| APPARATUS:               |                    |                     |        |        |        |         |        |      |
| NUMBER . . . . .         | 106                | 21                  | 55     | 1,114  | 15,185 | 6,950   | 76     | 38   |
| YARDS AT MOUTH . . . . . | 2,224              | 35                  | -      | -      | -      | -       | 70     | 72   |

| ITEM                      | DREDGES CONT'D. |         | TONGS  |        | RAKES, OTHER THAN FOR OYSTERS | HOES   | BY HAND, OTHER THAN FOR OYSTERS | EXCLUSIVE OF DUPLICATION |
|---------------------------|-----------------|---------|--------|--------|-------------------------------|--------|---------------------------------|--------------------------|
|                           | OYSTER, COMMON  | SCALLOP | OYSTER | OTHER  |                               |        |                                 |                          |
|                           | NUMBER          | NUMBER  | NUMBER | NUMBER | NUMBER                        | NUMBER | NUMBER                          | NUMBER                   |
| FISHERMEN:                |                 |         |        |        |                               |        |                                 |                          |
| ON VESSELS . . . . .      | 797             | 93      | -      | -      | -                             | -      | -                               | 1,832                    |
| ON BOATS AND SHORE:       |                 |         |        |        |                               |        |                                 |                          |
| REGULAR . . . . .         | -               | -       | 112    | 145    | 228                           | 50     | 30                              | 1,810                    |
| CASUAL . . . . .          | -               | -       | 95     | 330    | 441                           | 135    | 171                             | 2,325                    |
| TOTAL . . . . .           | 797             | 93      | 207    | 475    | 669                           | 185    | 201                             | 5,967                    |
| VESSELS, MOTOR . . . . .  | 136             | 17      | -      | -      | -                             | -      | -                               | 333                      |
| NET TONNAGE . . . . .     | 2,917           | 480     | -      | -      | -                             | -      | -                               | 6,874                    |
| BOATS:                    |                 |         |        |        |                               |        |                                 |                          |
| MOTOR . . . . .           | -               | -       | 147    | 295    | 430                           | 60     | 90                              | 2,227                    |
| OTHER . . . . .           | -               | -       | 35     | 80     | 124                           | 95     | 73                              | 946                      |
| ACCESSORY BOATS . . . . . | -               | -       | -      | -      | -                             | -      | -                               | 72                       |
| APPARATUS:                |                 |         |        |        |                               |        |                                 |                          |
| NUMBER . . . . .          | 272             | 34      | 207    | 475    | 669                           | 185    | -                               | -                        |
| YARDS AT MOUTH . . . . .  | 272             | 112     | -      | -      | -                             | -      | -                               | -                        |

(CONTINUED ON NEXT PAGE)

## MIDDLE ATLANTIC FISHERIES

## NEW JERSEY: CATCH BY GEAR, 1949

| SPECIES                         | PURSE SEINES |           | HAUL SEINES |       | GILL NETS |         |           |         |
|---------------------------------|--------------|-----------|-------------|-------|-----------|---------|-----------|---------|
|                                 | POUNDS       | VALUE     | POUNDS      | VALUE | DRIFT     |         | RUNAROUND |         |
| ALEWIVES . . . . .              | -            | -         | 4,100       | \$123 | 3,000     | \$90    | -         | -       |
| BLUEFISH . . . . .              | 11,600       | \$935     | -           | -     | 253,000   | 32,166  | 22,400    | \$2,624 |
| BUTTERFISH . . . . .            | -            | -         | -           | -     | 9,800     | 886     | -         | -       |
| CARP . . . . .                  | -            | -         | 11,500      | 575   | -         | -       | -         | -       |
| CATFISH AND BULLHEADS . . . . . | -            | -         | 10,400      | 545   | -         | -       | -         | -       |
| COD . . . . .                   | -            | -         | -           | -     | 200       | 20      | -         | -       |
| CROAKER . . . . .               | -            | -         | -           | -     | 600       | 36      | 3,000     | 210     |
| FLOUNDERS:                      |              |           |             |       |           |         |           |         |
| YELLOWTAIL . . . . .            | -            | -         | -           | -     | 100       | 5       | -         | -       |
| BLACKBACK . . . . .             | -            | -         | 500         | 25    | 500       | 25      | -         | -       |
| FRIGATE MACKEREL . . . . .      | -            | -         | -           | -     | 100       | 6       | -         | -       |
| HERRING, SEA . . . . .          | -            | -         | -           | -     | 7,000     | 80      | -         | -       |
| MENHADEN . . . . .              | 16,830,400   | 233,477   | -           | -     | 454,700   | 36,483  | 11,800    | 944     |
| MULLET . . . . .                | 129,822,000  | 1,453,999 | -           | -     | -         | -       | -         | -       |
| POLLOCK . . . . .               | -            | -         | 800         | 68    | -         | -       | -         | -       |
| SCUP OR PORGY . . . . .         | 1,350,500    | 57,118    | -           | -     | 100       | 4       | -         | -       |
| SEA BASS . . . . .              | -            | -         | -           | -     | 200       | 24      | -         | -       |
| SEA TROUT OR WEAKFISH, GRAY     | 141,700      | 10,817    | 200         | 24    | 36,700    | 4,440   | 126,000   | 15,122  |
| SHAD . . . . .                  | -            | -         | 10,700      | 1,679 | 133,900   | 25,184  | -         | -       |
| SHARKS . . . . .                | 400          | 12        | -           | -     | 7,200     | 351     | -         | -       |
| STRIPED BASS . . . . .          | -            | -         | 2,000       | 400   | 4,300     | 860     | -         | -       |
| WHITE PERCH . . . . .           | -            | -         | 10,300      | 414   | 10,700    | 601     | -         | -       |
| CRABS, BLUE, HARD . . . . .     | -            | -         | 12,200      | 1,137 | -         | -       | -         | -       |
| TOTAL . . . . .                 | 148,156,600  | 1,756,358 | 62,700      | 4,990 | 922,100   | 101,261 | 163,200   | 18,900  |

| SPECIES                         | GILL NETS - CONT'D. |         |           |          | LINES                    |         |       |       |
|---------------------------------|---------------------|---------|-----------|----------|--------------------------|---------|-------|-------|
|                                 | STAKE               |         | HAND      |          | TRAWL OR TROT WITH HOOKS |         | TROLL |       |
| ALEWIVES . . . . .              | 6,800               | \$204   | -         | -        | -                        | -       | -     | -     |
| ANGLERFISH . . . . .            | -                   | -       | -         | -        | 100                      | \$3     | -     | -     |
| BLUEFISH . . . . .              | 100                 | 11      | 350,200   | \$40,981 | -                        | -       | 6,000 | \$720 |
| BUTTERFISH . . . . .            | 300                 | 21      | -         | -        | -                        | -       | -     | -     |
| CATFISH AND BULLHEADS . . . . . | 2,700               | 162     | -         | -        | -                        | -       | -     | -     |
| COD . . . . .                   | -                   | -       | 12,700    | 878      | 1,177,300                | 113,280 | -     | -     |
| DOLPHIN . . . . .               | -                   | -       | 100       | 10       | -                        | -       | -     | -     |
| EELS, CONGER . . . . .          | -                   | -       | -         | -        | 800                      | 24      | -     | -     |
| FLOUNDERS:                      |                     |         |           |          |                          |         |       |       |
| BLACKBACK . . . . .             | 6,000               | 250     | -         | -        | -                        | -       | -     | -     |
| FLUKE . . . . .                 | 100                 | 15      | 700       | 108      | -                        | -       | -     | -     |
| FRIGATE MACKEREL . . . . .      | -                   | -       | 100       | 3        | -                        | -       | -     | -     |
| HAKE, RED . . . . .             | -                   | -       | 100       | 3        | -                        | -       | -     | -     |
| KING MACKEREL . . . . .         | -                   | -       | 100       | 9        | -                        | -       | -     | -     |
| MACKEREL . . . . .              | 21,600              | 1,782   | 1,069,800 | 86,024   | -                        | -       | -     | -     |
| MULLET . . . . .                | 200                 | 20      | -         | -        | -                        | -       | -     | -     |
| SCUP OR PORGY . . . . .         | -                   | -       | 13,700    | 717      | -                        | -       | -     | -     |
| SEA BASS . . . . .              | 900                 | 18      | 4,600     | 886      | -                        | -       | -     | -     |
| SEA TROUT OR WEAKFISH, GRAY     | 700                 | 84      | 10,700    | 1,168    | -                        | -       | -     | -     |
| SHAD . . . . .                  | 953,800             | 169,996 | 300       | 47       | -                        | -       | -     | -     |
| SHARKS . . . . .                | -                   | -       | 1,100     | 33       | -                        | -       | -     | -     |
| SKATES . . . . .                | -                   | -       | -         | -        | 1,800                    | 54      | -     | -     |
| STRIPED BASS . . . . .          | 1,700               | 408     | 200       | 40       | -                        | -       | -     | -     |
| TAUTOG . . . . .                | -                   | -       | 100       | 3        | -                        | -       | -     | -     |
| TUNA AND TUNALIKE FISHES:       |                     |         |           |          |                          |         |       |       |
| BLUEFIN . . . . .               | -                   | -       | 9,500     | 1,300    | -                        | -       | -     | -     |
| BONITO . . . . .                | -                   | -       | 200       | 30       | -                        | -       | 100   | 12    |
| LITTLE . . . . .                | -                   | -       | 100       | 6        | -                        | -       | -     | -     |
| WHITE PERCH . . . . .           | 7,800               | 415     | -         | -        | -                        | -       | -     | -     |
| TOTAL . . . . .                 | 1,002,700           | 173,386 | 1,474,300 | 132,268  | 1,180,000                | 113,361 | 6,100 | 732   |

| SPECIES                         | LINES - CONT'D.           |   | POUND NETS |          | WEIRS  |         | STOP NETS |         |
|---------------------------------|---------------------------|---|------------|----------|--------|---------|-----------|---------|
|                                 | TROT WITH BAITS OR SNOODS |   | POUNDS     | VALUE    | POUNDS | VALUE   | POUNDS    | VALUE   |
| BLUEFISH . . . . .              | -                         | - | 342,200    | \$37,642 | -      | -       | -         | -       |
| BUTTERFISH . . . . .            | -                         | - | 986,100    | 66,866   | -      | -       | -         | -       |
| CARP . . . . .                  | -                         | - | -          | -        | -      | -       | 53,500    | \$2,755 |
| CATFISH AND BULLHEADS . . . . . | -                         | - | -          | -        | -      | -       | 26,500    | 1,435   |
| COD . . . . .                   | -                         | - | 130,200    | 14,322   | -      | -       | -         | -       |
| CROAKER . . . . .               | -                         | - | 4,600      | 276      | -      | -       | -         | -       |
| CUNNER . . . . .                | -                         | - | 500        | 9        | -      | -       | -         | -       |
| DRUM, BLACK . . . . .           | -                         | - | 800        | 44       | -      | -       | -         | -       |
| EELS:                           |                           |   |            |          |        |         |           |         |
| COMMON . . . . .                | -                         | - | -          | -        | 15,000 | \$3,000 | -         | -       |
| CONGER . . . . .                | -                         | - | 500        | 15       | -      | -       | -         | -       |

(CONTINUED ON NEXT PAGE)

MIDDLE ATLANTIC FISHERIES

NEW JERSEY: CATCH BY GEAR, 1949 - Continued

| SPECIES                          | LINES - CONT'D.              |           | POUND NETS |         | WEIRS   |         | STOP NETS |        |
|----------------------------------|------------------------------|-----------|------------|---------|---------|---------|-----------|--------|
|                                  | TROT WITH<br>BAITS OR SNOODS |           | POUNDS     | VALUE   | POUNDS  | VALUE   | POUNDS    | VALUE  |
|                                  | POUNDS                       | VALUE     |            |         |         |         |           |        |
| FLOUNDERS:                       |                              |           |            |         |         |         |           |        |
| YELLOWTAIL . . . . .             | -                            | -         | 3,000      | \$150   | -       | -       | -         | -      |
| BLACKBACK . . . . .              | -                            | -         | -          | -       | 40,000  | \$2,400 | -         | -      |
| FLUKE . . . . .                  | -                            | -         | 47,600     | 7,140   | -       | -       | -         | -      |
| FRIGATE MACKEREL . . . . .       | -                            | -         | 64,200     | 1,926   | -       | -       | -         | -      |
| GRAYFISH . . . . .               | -                            | -         | 1,800      | 54      | -       | -       | -         | -      |
| HAKE, RED . . . . .              | -                            | -         | 194,500    | 5,835   | -       | -       | -         | -      |
| HERRING, SEA . . . . .           | -                            | -         | 1,898,600  | 25,082  | -       | -       | -         | -      |
| HICKORY SHAD . . . . .           | -                            | -         | 3,100      | 93      | -       | -       | -         | -      |
| KING MACKEREL . . . . .          | -                            | -         | 2,600      | 182     | -       | -       | -         | -      |
| MACKEREL . . . . .               | -                            | -         | 605,000    | 48,400  | -       | -       | -         | -      |
| MENHADEN . . . . .               | -                            | -         | 13,351,600 | 185,208 | -       | -       | -         | -      |
| MULLET . . . . .                 | -                            | -         | 200        | 16      | -       | -       | -         | -      |
| PILOTFISH . . . . .              | -                            | -         | 17,300     | 845     | -       | -       | -         | -      |
| SCUP OR PORGY . . . . .          | -                            | -         | 1,037,600  | 53,981  | -       | -       | -         | -      |
| SEA BASS . . . . .               | -                            | -         | 21,700     | 2,604   | -       | -       | -         | -      |
| SEA ROBIN . . . . .              | -                            | -         | 12,700     | 378     | -       | -       | -         | -      |
| SEA TROUT OR WEAKFISH, GRAY      | -                            | -         | 984,400    | 118,128 | -       | -       | -         | -      |
| SHAD . . . . .                   | -                            | -         | 300,700    | 54,126  | 5,000   | 750     | -         | -      |
| SHARKS . . . . .                 | -                            | -         | 1,700      | 51      | -       | -       | -         | -      |
| SKATES . . . . .                 | -                            | -         | 5,500      | 168     | -       | -       | -         | -      |
| SPOT . . . . .                   | -                            | -         | 12,200     | 1,464   | -       | -       | -         | -      |
| STRIPED BASS . . . . .           | -                            | -         | 200        | 40      | -       | -       | -         | -      |
| STURGEON . . . . .               | -                            | -         | 1,300      | 390     | -       | -       | -         | -      |
| SUCKERS . . . . .                | -                            | -         | -          | -       | -       | -       | 1,800     | \$ 332 |
| SWELLFISH . . . . .              | -                            | -         | 47,000     | 2,719   | -       | -       | -         | -      |
| TAUTOG . . . . .                 | -                            | -         | 800        | 24      | -       | -       | -         | -      |
| TUNA AND TUNALIKE FISHES:        |                              |           |            |         |         |         |           |        |
| BLUEFIN . . . . .                | -                            | -         | 20,300     | 3,045   | -       | -       | -         | -      |
| BONITO . . . . .                 | -                            | -         | 16,500     | 2,475   | -       | -       | -         | -      |
| LITTLE . . . . .                 | -                            | -         | 606,000    | 42,012  | -       | -       | -         | -      |
| WHITING . . . . .                | -                            | -         | 354,600    | 10,638  | -       | -       | -         | -      |
| UNCLASSIFIED, FOR FOOD           | -                            | -         | 486,200    | 31,470  | -       | -       | -         | -      |
| CRABS, BLUE, HARD . . . . .      | 1,080,800                    | \$100,480 | -          | -       | -       | -       | -         | -      |
| HORSESHOE, CRABS . . . . .       | -                            | -         | -          | -       | 630,000 | 2,563   | -         | -      |
| SQUID . . . . .                  | -                            | -         | 424,700    | 12,742  | -       | -       | -         | -      |
| TERRAPIN, DIAMOND-BACK . . . . . | -                            | -         | 4,400      | 220     | -       | -       | -         | -      |
| TOTAL . . . . .                  | 1,080,800                    | 100,480   | 21,993,000 | 730,780 | 690,000 | 8,713   | 81,800    | 4,522  |

| SPECIES                         | FYKE NETS |       | DIP NETS |       | OTTER TRAWLS |         | BEAM TRAWLS |       |
|---------------------------------|-----------|-------|----------|-------|--------------|---------|-------------|-------|
|                                 | POUNDS    | VALUE | POUNDS   | VALUE | POUNDS       | VALUE   | POUNDS      | VALUE |
| ALEWIVES . . . . .              | 5,900     | \$177 | -        | -     | -            | -       | -           | -     |
| ANGLERFISH . . . . .            | -         | -     | -        | -     | 9,000        | \$270   | -           | -     |
| BLUEFISH . . . . .              | -         | -     | -        | -     | 69,900       | 6,268   | -           | -     |
| BUTTERFISH . . . . .            | -         | -     | -        | -     | 503,500      | 30,210  | -           | -     |
| CATFISH AND BULLHEADS . . . . . | 72,000    | 3,600 | -        | -     | -            | -       | -           | -     |
| COD . . . . .                   | -         | -     | -        | -     | 66,200       | 7,286   | -           | -     |
| CROAKER . . . . .               | -         | -     | -        | -     | 77,000       | 4,620   | -           | -     |
| EELS, CONGER . . . . .          | -         | -     | -        | -     | 39,400       | 1,182   | -           | -     |
| FLOUNDERS:                      |           |       |          |       |              |         |             |       |
| GRAY SOLE . . . . .             | -         | -     | -        | -     | 13,600       | 816     | -           | -     |
| LEMON SOLE . . . . .            | -         | -     | -        | -     | 11,600       | 649     | -           | -     |
| YELLOWTAIL . . . . .            | -         | -     | -        | -     | 53,900       | 2,695   | -           | -     |
| BLACKBACK . . . . .             | 22,600    | 945   | -        | -     | 42,000       | 1,872   | -           | -     |
| FLUKE . . . . .                 | -         | -     | -        | -     | 2,976,100    | 439,359 | -           | -     |
| UNCLASSIFIED . . . . .          | -         | -     | -        | -     | 2,700        | 187     | -           | -     |
| FRIGATE MACKEREL . . . . .      | -         | -     | -        | -     | 500          | 30      | -           | -     |
| GROUPERS . . . . .              | -         | -     | -        | -     | 2,100        | 210     | -           | -     |
| HADDOCK . . . . .               | -         | -     | -        | -     | 8,500        | 722     | -           | -     |
| HAKE:                           |           |       |          |       |              |         |             |       |
| RED . . . . .                   | -         | -     | -        | -     | 147,800      | 4,434   | -           | -     |
| WHITE . . . . .                 | -         | -     | -        | -     | 57,200       | 1,716   | -           | -     |
| HERRING, SEA . . . . .          | -         | -     | -        | -     | 56,100       | 586     | -           | -     |
| KING MACKEREL . . . . .         | -         | -     | -        | -     | 22,300       | 1,777   | -           | -     |
| MACKEREL . . . . .              | -         | -     | -        | -     | 73,200       | 5,856   | -           | -     |
| PILOTFISH . . . . .             | -         | -     | -        | -     | 100          | 5       | -           | -     |
| POLLOCK . . . . .               | -         | -     | -        | -     | 800          | 59      | -           | -     |
| SCUP OR PORGY . . . . .         | -         | -     | -        | -     | 6,962,100    | 348,105 | -           | -     |
| SEA BASS . . . . .              | -         | -     | -        | -     | 2,239,900    | 270,545 | -           | -     |
| SEA ROBIN . . . . .             | -         | -     | -        | -     | 11,200       | 224     | -           | -     |
| SEA TROUT OR WEAKFISH, GRAY     | -         | -     | -        | -     | 1,267,400    | 152,088 | -           | -     |
| SHAD . . . . .                  | -         | -     | -        | -     | 2,200        | 398     | -           | -     |
| SHARKS . . . . .                | -         | -     | -        | -     | 8,700        | 261     | -           | -     |
| SKATES . . . . .                | -         | -     | -        | -     | 5,400        | 162     | -           | -     |
| SPOT . . . . .                  | -         | -     | -        | -     | 100          | 5       | -           | -     |
| STRIPED BASS . . . . .          | -         | -     | -        | -     | 12,800       | 3,072   | -           | -     |
| STURGEON . . . . .              | -         | -     | -        | -     | 2,300        | 690     | -           | -     |

(CONTINUED ON NEXT PAGE)

## MIDDLE ATLANTIC FISHERIES

## NEW JERSEY: CATCH BY GEAR, 1949 - Continued

| SPECIES                          | FYKE NETS |       | DIP NETS |         | OTTER TRAWLS |           | BEAM TRAWLS |          |
|----------------------------------|-----------|-------|----------|---------|--------------|-----------|-------------|----------|
|                                  | POUNDS    | VALUE | POUNDS   | VALUE   | POUNDS       | VALUE     | POUNDS      | VALUE    |
| SWELLFISH . . . . .              | -         | -     | -        | -       | 10,800       | \$324     | -           | -        |
| SWORDFISH . . . . .              | -         | -     | -        | -       | 100          | 75        | -           | -        |
| TAUOG . . . . .                  | -         | -     | -        | -       | 21,000       | 630       | -           | -        |
| TILEFISH . . . . .               | -         | -     | -        | -       | 49,400       | 2,964     | -           | -        |
| TUNA AND TUNALIKE FISHES:        |           |       |          |         |              |           |             |          |
| BLUEFIN . . . . .                | -         | -     | -        | -       | 900          | 110       | -           | -        |
| BONITO . . . . .                 | -         | -     | -        | -       | 100          | 5         | -           | -        |
| WHITE PERCH . . . . .            | 4,100     | \$205 | -        | -       | 100          | 5         | -           | -        |
| WHITING . . . . .                | -         | -     | -        | -       | 224,600      | 6,738     | -           | -        |
| UNCLASSIFIED, FOR FOOD . . . . . | -         | -     | -        | -       | 11,800       | 942       | -           | -        |
| CRABS, BLUE:                     |           |       |          |         |              |           |             |          |
| HARD . . . . .                   | -         | -     | 14,000   | \$1,300 | -            | -         | -           | -        |
| SOFT AND PEELERS . . . . .       | -         | -     | 12,200   | 3,904   | -            | -         | -           | -        |
| LOBSTERS, NORTHERN . . . . .     | -         | -     | -        | -       | 37,800       | 9,450     | 90,000      | \$45,000 |
| SHRIMP . . . . .                 | -         | -     | -        | -       | -            | -         | -           | -        |
| CONCHS . . . . .                 | -         | -     | -        | -       | 30,000       | 4,500     | -           | -        |
| SCALLOPS, SEA . . . . .          | -         | -     | -        | -       | 3,600        | 1,120     | -           | -        |
| SQUID . . . . .                  | -         | -     | -        | -       | 515,200      | 15,456    | -           | -        |
| TOTAL . . . . .                  | 104,600   | 4,927 | 26,200   | 5,204   | 15,651,000   | 1,328,688 | 90,000      | 45,000   |

| SPECIES                      | POTS      |         | DREDGES   |           | TONGS     |           |
|------------------------------|-----------|---------|-----------|-----------|-----------|-----------|
|                              | POUNDS    | VALUE   | POUNDS    | VALUE     | POUNDS    | VALUE     |
| ALEWIVES . . . . .           | 100       | \$3     | -         | -         | -         | -         |
| EELS:                        |           |         |           |           |           |           |
| COMMON . . . . .             | 113,200   | 22,640  | -         | -         | -         | -         |
| CONGER . . . . .             | 2,900     | 88      | -         | -         | -         | -         |
| HAKE, RED . . . . .          | 12,300    | 426     | -         | -         | -         | -         |
| SEA BASS . . . . .           | 1,489,200 | 180,062 | -         | -         | -         | -         |
| SUCKERS . . . . .            | 200       | 10      | -         | -         | -         | -         |
| TAUOG . . . . .              | 44,000    | 1,335   | -         | -         | -         | -         |
| CRABS, BLUE:                 |           |         |           |           |           |           |
| HARD . . . . .               | 12,200    | 1,137   | 875,000   | \$81,250  | -         | -         |
| SOFT AND PEELERS . . . . .   | 500       | 160     | -         | -         | -         | -         |
| LOBSTERS, NORTHERN . . . . . | 277,400   | 138,715 | -         | -         | -         | -         |
| CLAMS:                       |           |         |           |           |           |           |
| HARD, PUBLIC . . . . .       | -         | -       | 569,000   | 205,497   | 1,901,900 | \$682,190 |
| HARD, PRIVATE . . . . .      | -         | -       | 39,500    | 7,875     | -         | -         |
| SURF . . . . .               | -         | -       | 407,700   | 39,219    | -         | -         |
| OYSTERS, MARKET:             |           |         |           |           |           |           |
| PUBLIC, SPRING . . . . .     | -         | -       | -         | -         | 28,700    | 11,275    |
| PUBLIC, FALL . . . . .       | -         | -       | -         | -         | 57,100    | 22,436    |
| PRIVATE, SPRING . . . . .    | -         | -       | 2,778,900 | 1,090,078 | 36,300    | 14,242    |
| PRIVATE, FALL . . . . .      | -         | -       | 4,168,400 | 1,639,239 | 16,300    | 6,354     |
| SCALLOPS, SEA . . . . .      | -         | -       | 995,000   | 348,250   | -         | -         |
| TOTAL . . . . .              | 1,952,000 | 344,576 | 9,833,500 | 3,411,408 | 2,040,300 | 736,497   |

| SPECIES                   | RAKES     |           | HOES    |           | BY HAND |           |
|---------------------------|-----------|-----------|---------|-----------|---------|-----------|
|                           | POUNDS    | VALUE     | POUNDS  | VALUE     | POUNDS  | VALUE     |
| CLAMS:                    |           |           |         |           |         |           |
| HARD, PUBLIC . . . . .    | 1,220,700 | \$440,778 | -       | -         | 303,700 | \$109,676 |
| HARD, PRIVATE . . . . .   | 10,400    | 3,708     | -       | -         | -       | -         |
| SOFT, PUBLIC . . . . .    | -         | -         | 937,500 | \$164,062 | -       | -         |
| TURTLE, SNAPPER . . . . . | -         | -         | -       | -         | 14,300  | 4,285     |
| TOTAL . . . . .           | 1,231,100 | 444,486   | 937,500 | 164,062   | 318,000 | 113,961   |



OYSTER DREDGER



**MIDDLE ATLANTIC FISHERIES  
DELAWARE**

**OPERATING UNITS BY GEAR, 1949**

| ITEM                      | PURSE SEINES,<br>MENHADEN | HAUL SEINES,<br>COMMON | GILL NETS |           |        |
|---------------------------|---------------------------|------------------------|-----------|-----------|--------|
|                           |                           |                        | DRIFT     | RUNAROUND | STAKE  |
|                           | NUMBER                    | NUMBER                 | NUMBER    | NUMBER    | NUMBER |
| FISHERMEN:                |                           |                        |           |           |        |
| ON VESSELS . . . . .      | 575                       | -                      | -         | -         | -      |
| ON BOATS AND SHORE:       |                           |                        |           |           |        |
| REGULAR . . . . .         | -                         | 53                     | 10        | 10        | 4      |
| CASUAL . . . . .          | -                         | 126                    | 36        | -         | 14     |
| TOTAL . . . . .           | 575                       | 179                    | 46        | 10        | 18     |
| VESSELS, MOTOR . . . . .  | 23                        | -                      | -         | -         | -      |
| NET TONNAGE . . . . .     | 2,019                     | -                      | -         | -         | -      |
| BOATS:                    |                           |                        |           |           |        |
| MOTOR . . . . .           | -                         | 30                     | 19        | 3         | 11     |
| OTHER . . . . .           | -                         | 26                     | 9         | 2         | -      |
| ACCESSORY BOATS . . . . . | 69                        | -                      | -         | -         | -      |
| APPARATUS:                |                           |                        |           |           |        |
| NUMBER . . . . .          | 23                        | 58                     | 44        | 5         | 18     |
| LENGTH, YARDS . . . . .   | 6,900                     | 17,400                 | -         | -         | -      |
| SQUARE YARDS . . . . .    | -                         | -                      | 87,168    | 20,000    | 26,902 |

| ITEM                      | LINES,<br>TROT WITH<br>BAITS OR<br>SNOODS | FYKE<br>NETS,<br>FISH | DIP<br>NETS,<br>COMMON | OTTER<br>TRAWLS,<br>FISH | POTS   |
|---------------------------|---|-----------------------|------------------------|--------------------------|--------|
|                           |   |                       |                        |                          | CRAB   |
|                           | NUMBER                                    | NUMBER                | NUMBER                 | NUMBER                   | NUMBER |
| FISHERMEN:                |   |                       |                        |                          |        |
| ON VESSELS . . . . .      | -   | -                     | -                      | 20                       | -      |
| ON BOATS AND SHORE:       |   |                       |                        |                          |        |
| REGULAR . . . . .         | 27  | -                     | -                      | -                        | 9      |
| CASUAL . . . . .          | 58  | 18                    | 30                     | -                        | 12     |
| TOTAL . . . . .           | 85  | 18                    | 30                     | 20                       | 21     |
| VESSELS, MOTOR . . . . .  | -   | -                     | -                      | 8                        | -      |
| NET TONNAGE . . . . .     | -   | -                     | -                      | 137                      | -      |
| BOATS:                    |   |                       |                        |                          |        |
| MOTOR . . . . .           | 61  | 10                    | 16                     | -                        | 9      |
| OTHER . . . . .           | 24  | 8                     | 14                     | -                        | -      |
| APPARATUS:                |   |                       |                        |                          |        |
| NUMBER . . . . .          | 85  | 81                    | 30                     | 8                        | 900    |
| HOOKS, BAITS, OR SNOODS . | 51,000                                    | -                     | -                      | -                        | -      |
| YARDS AT MOUTH . . . . .  | -   | -                     | -                      | 158                      | -      |

| ITEM                      | POTS - CONT'D. | DREDGES<br>OYSTER,<br>COMMON | TONGS,<br>OYSTER | RAKES,<br>OTHER THAN<br>FOR OYSTERS | TOTAL,<br>EXCLUSIVE OF<br>DUPLICATION |
|---------------------------|----------------|------------------------------|------------------|-------------------------------------|---------------------------------------|
|                           | EEL            |                              |                  |                                     | NUMBER                                |
|                           | NUMBER         | NUMBER                       | NUMBER           | NUMBER                              | NUMBER                                |
| FISHERMEN:                |                |                              |                  |                                     |                                       |
| ON VESSELS . . . . .      | -              | 90                           | -                | -                                   | 685                                   |
| ON BOATS AND SHORE:       |                |                              |                  |                                     |                                       |
| REGULAR . . . . .         | -              | 8                            | 45               | 30                                  | 159                                   |
| CASUAL . . . . .          | 5              | -                            | 20               | 17                                  | 207                                   |
| TOTAL . . . . .           | 5              | 98                           | 65               | 47                                  | 1,051                                 |
| VESSELS, MOTOR . . . . .  | -              | 15                           | -                | -                                   | 46                                    |
| NET TONNAGE . . . . .     | -              | 303                          | -                | -                                   | 2,459                                 |
| BOATS:                    |                |                              |                  |                                     |                                       |
| MOTOR . . . . .           | 2              | 2                            | 40               | 20                                  | 155                                   |
| OTHER . . . . .           | 3              | -                            | 20               | 17                                  | 69                                    |
| ACCESSORY BOATS . . . . . | -              | -                            | -                | -                                   | 69                                    |
| APPARATUS:                |                |                              |                  |                                     |                                       |
| NUMBER . . . . .          | 450            | 34                           | 65               | 47                                  | -                                     |
| YARDS AT MOUTH . . . . .  | -              | 34                           | -                | -                                   | -                                     |

**DELAWARE: CATCH BY GEAR, 1949**

| SPECIES                         | PURSE SEINES |             | HAUL SEINES |       | GILL NETS |       |
|---------------------------------|--------------|-------------|-------------|-------|-----------|-------|
|                                 | POUNDS       | VALUE       | POUNDS      | VALUE | POUNDS    | VALUE |
| ALEWIVES . . . . .              | -            | -           | 7,000       | \$210 | -         | -     |
| BLUEFISH . . . . .              | -            | -           | 5,600       | 616   | -         | -     |
| CATFISH AND BULLHEADS . . . . . | -            | -           | 3,000       | 180   | -         | -     |
| CROAKER . . . . .               | -            | -           | 9,000       | 1,350 | -         | -     |
| FLOUNDERS, BLACKBACK . . . . .  | -            | -           | 6,500       | 320   | -         | -     |
| KING MACKEREL . . . . .         | -            | -           | 4,300       | 344   | -         | -     |
| MENHADEN . . . . .              | 159,748,100  | \$1,677,355 | -           | -     | -         | -     |

(CONTINUED ON NEXT PAGE)

## MIDDLE ATLANTIC FISHERIES

DELAWARE: CATCH BY GEAR, 1949 - Continued

| SPECIES                       | PURSE SEINES |             | HAUL SEINES |          | GILL NETS                           |           |        |          |
|-------------------------------|--------------|-------------|-------------|----------|-------------------------------------|-----------|--------|----------|
|                               | POUNDS       | VALUE       | POUNDS      | VALUE    | DRIFT                               |           |        |          |
| MULLET                        | -            | -           | 28,000      | \$2,240  | -                                   | -         |        |          |
| SEA TROUT OR WEAKFISH, GRAY   | -            | -           | 91,500      | 9,235    | 5,500                               | \$550     |        |          |
| SHAD                          | -            | -           | -           | -        | 25,500                              | 3,825     |        |          |
| SPOT                          | -            | -           | -           | -        | 8,500                               | 935       |        |          |
| STRIPED BASS                  | -            | -           | 199,500     | 53,245   | 4,500                               | 1,215     |        |          |
| STURGEON                      | -            | -           | 100         | 30       | 9,000                               | 3,600     |        |          |
| WHITE PERCH                   | -            | -           | 18,800      | 940      | 100                                 | 5         |        |          |
| YELLOW PERCH                  | -            | -           | 1,000       | 60       | -                                   | -         |        |          |
| TOTAL                         | 159,748,100  | \$1,677,355 | 374,300     | 68,770   | 53,100                              | 10,130    |        |          |
| GILL NETS CONT'D.             |              |             |             |          |                                     |           |        |          |
| SPECIES                       | RUNAROUND    |             | STAKE       |          | LINES, TROT WITH<br>BAITS OR SNOODS |           |        |          |
|                               | POUNDS       | VALUE       | POUNDS      | VALUE    | POUNDS                              | VALUE     |        |          |
| ALEWIVES                      | 1,500        | \$45        | -           | -        | -                                   | -         |        |          |
| BLUEFISH                      | 55,000       | 6,050       | -           | -        | -                                   | -         |        |          |
| CROAKER                       | 60,000       | 7,200       | -           | -        | -                                   | -         |        |          |
| SEA TROUT OR WEAKFISH, GRAY   | 55,000       | 6,600       | 11,500      | \$1,150  | -                                   | -         |        |          |
| SHAD                          | -            | -           | 31,000      | 4,650    | -                                   | -         |        |          |
| SPOT                          | 11,500       | 1,265       | 1,000       | 110      | -                                   | -         |        |          |
| STRIPED BASS                  | 4,500        | 1,215       | 2,500       | 675      | -                                   | -         |        |          |
| WHITE PERCH                   | -            | -           | 3,500       | 175      | -                                   | -         |        |          |
| CRABS, BLUE, HARD             | -            | -           | -           | -        | 1,582,000                           | \$146,900 |        |          |
| TOTAL                         | 187,500      | 22,375      | 49,500      | 6,760    | 1,582,000                           | 146,900   |        |          |
| SPECIES                       | FYKE NETS    |             | DIP NETS    |          | OTTER TRAWLS                        |           |        |          |
|                               | POUNDS       | VALUE       | POUNDS      | VALUE    | POUNDS                              | VALUE     |        |          |
| ALEWIVES                      | 3,000        | \$90        | -           | -        | 14,200                              | \$426     |        |          |
| BLUEFISH                      | -            | -           | -           | -        | 2,100                               | 231       |        |          |
| BUTTERFISH                    | -            | -           | -           | -        | 67,500                              | 3,380     |        |          |
| COD                           | -            | -           | -           | -        | 400                                 | 40        |        |          |
| CROAKER                       | 1,500        | 225         | -           | -        | 17,500                              | 2,625     |        |          |
| DRUM, BLACK                   | -            | -           | -           | -        | 12,500                              | 625       |        |          |
| EELS, COMMON                  | 3,400        | 680         | -           | -        | -                                   | -         |        |          |
| FLOUNDERS:                    | -            | -           | -           | -        | -                                   | -         |        |          |
| BLACKBACK                     | 5,500        | 220         | -           | -        | -                                   | -         |        |          |
| FLUKE                         | -            | -           | -           | -        | 8,300                               | 1,245     |        |          |
| UNCLASSIFIED                  | -            | -           | -           | -        | 7,800                               | 1,170     |        |          |
| KING MACKEREL                 | -            | -           | -           | -        | 5,100                               | 408       |        |          |
| MULLET                        | 1,500        | 120         | -           | -        | -                                   | -         |        |          |
| SCUP OR PORGY                 | -            | -           | -           | -        | 155,800                             | 7,790     |        |          |
| SEA BASS                      | -            | -           | -           | -        | 5,100                               | 612       |        |          |
| SEA TROUT OR WEAKFISH, GRAY   | 7,500        | 750         | -           | -        | 867,000                             | 11,550    |        |          |
| SHAD                          | -            | -           | -           | -        | 1,000                               | 150       |        |          |
| SPOT                          | 3,500        | 385         | -           | -        | 1,700                               | 187       |        |          |
| STRIPED BASS                  | 19,000       | 4,830       | -           | -        | 25,000                              | 6,750     |        |          |
| STURGEON                      | -            | -           | -           | -        | 500                                 | 150       |        |          |
| WHITE PERCH                   | 7,000        | 350         | -           | -        | 17,800                              | 890       |        |          |
| UNCLASSIFIED, FOR FOOD        | -            | -           | -           | -        | 5,400                               | 432       |        |          |
| CRABS, BLUE, SOFT AND PEELERS | -            | -           | 57,600      | \$18,912 | -                                   | -         |        |          |
| LOBSTERS, NORTHERN            | -            | -           | -           | -        | 300                                 | 75        |        |          |
| SHRIMP                        | -            | -           | -           | -        | 100                                 | 40        |        |          |
| SQUID                         | -            | -           | -           | -        | 10,900                              | 327       |        |          |
| TOTAL                         | 51,900       | 7,650       | 57,600      | 18,912   | 1,226,100                           | 39,103    |        |          |
| SPECIES                       | POTS         |             | DREDGES     |          | TONGS                               |           | RAKES  |          |
|                               | POUNDS       | VALUE       | POUNDS      | VALUE    | POUNDS                              | VALUE     | POUNDS | VALUE    |
| EELS, COMMON                  | 54,000       | \$9,100     | -           | -        | -                                   | -         | -      | -        |
| CRABS, BLUE, HARD             | 504,000      | 46,800      | 147,000     | \$13,650 | -                                   | -         | -      | -        |
| CLAMS, HARD:                  | -            | -           | -           | -        | -                                   | -         | -      | -        |
| PUBLIC                        | -            | -           | -           | -        | -                                   | -         | 59,800 | \$18,268 |
| PRIVATE                       | -            | -           | 189,000     | 57,750   | -                                   | -         | -      | -        |
| OYSTERS, MARKET:              | -            | -           | -           | -        | -                                   | -         | -      | -        |
| PRIVATE, SPRING               | -            | -           | 911,000     | 360,250  | 4,800                               | \$1,200   | -      | -        |
| PRIVATE, FALL                 | -            | -           | 1,267,000   | 500,500  | 7,200                               | 3,300     | -      | -        |
| TOTAL                         | 558,000      | 54,900      | 2,514,000   | 932,150  | 12,000                              | 4,500     | 59,800 | 18,268   |

## HUDSON RIVER SHAD FISHERY

During 1949, the shad fishery in the Hudson River gave employment to 845 fishermen, who marketed 1,727,370 pounds of shad with a value of \$286,515 to the fishermen. This represented a decrease of 27 percent in quantity and a decrease of 14 percent in value compared with the previous year. There was a decline of 114 fishermen employed in the Hudson River shad fishery during 1949 compared with 1948. The average price per pound received by fishermen in 1949 was 16.6 cents compared with 14.1 cents in 1948.

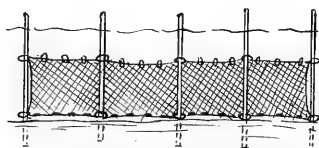
Stake gill nets accounted for 69 percent of the production by weight; drift gill nets, 29 percent; and haul seines, the remaining 2 percent.

In 1949, the shad taken averaged 3.49 pounds per fish -- slightly larger than the average of 3.31 pounds in the previous year.

Statistics of the operating units and catch of shad in the Hudson River for 1949 by New York and New Jersey fishermen are also included in the operating unit and catch data for the two states.

## SUMMARY OF OPERATING UNITS AND CATCH, 1949

| ITEM                      | NEW YORK |         |         | NEW JERSEY |         |         | TOTAL   |           |         |
|---------------------------|----------|---------|---------|------------|---------|---------|---------|-----------|---------|
| OPERATING UNITS           | NUMBER   |         |         | NUMBER     |         |         | NUMBER  |           |         |
| FISHERMEN:                |          |         |         |            |         |         |         |           |         |
| ON BOATS AND SHORE:       |          |         |         |            |         |         |         |           |         |
| REGULAR . . . . .         | 32       |         |         | 77         |         |         | 109     |           |         |
| CASUAL . . . . .          | 590      |         |         | 146        |         |         | 736     |           |         |
| TOTAL . . . . .           | 622      |         |         | 223        |         |         | 845     |           |         |
| BOATS:                    |          |         |         |            |         |         |         |           |         |
| MOTOR . . . . .           | 277      |         |         | 49         |         |         | 326     |           |         |
| OTHER . . . . .           | 2        |         |         | 135        |         |         | 137     |           |         |
| APPARATUS:                |          |         |         |            |         |         |         |           |         |
| HAUL SEINES . . . . .     | 43       |         |         | -          |         |         | 43      |           |         |
| LENGTH, YARDS . . . . .   | 6,930    |         |         | -          |         |         | 6,930   |           |         |
| GILL NETS:                |          |         |         |            |         |         |         |           |         |
| DRIFT . . . . .           | 191      |         |         | 14         |         |         | 205     |           |         |
| SQUARE YARDS . . . . .    | 621,000  |         |         | 32,500     |         |         | 653,500 |           |         |
| STAKE . . . . .           | 102      |         |         | 161        |         |         | 263     |           |         |
| SQUARE YARDS . . . . .    | 57,125   |         |         | 368,561    |         |         | 425,686 |           |         |
|                           | NUMBER   | POUNDS  | VALUE   | NUMBER     | POUNDS  | VALUE   | NUMBER  | POUNDS    | VALUE   |
| SHAD CAUGHT:              |          |         |         |            |         |         |         |           |         |
| HAUL SEINES . . . . .     | 13,030   | 43,300  | \$5,637 | -          | -       | -       | 13,030  | 43,300    | \$5,637 |
| DRIFT GILL NETS . . . . . | 135,694  | 441,500 | 68,158  | 16,865     | 51,156  | \$8,408 | 152,559 | 492,656   | 76,566  |
| STAKE GILL NETS . . . . . | 71,835   | 264,000 | 39,600  | 257,678    | 927,414 | 164,712 | 329,513 | 1,191,414 | 204,312 |
| TOTAL . . . . .           | 220,559  | 748,800 | 113,395 | 274,543    | 978,570 | 173,120 | 495,102 | 1,727,370 | 286,515 |



STAKE GILL NET

## MIDDLE ATLANTIC FISHERIES

## LANDINGS AT NEW YORK CITY

Landings of fishery products at Fulton Market, New York City, during 1949, by fishing craft of all sizes amounted to 14,973,000 pounds. This was an increase of nearly 975,000 pounds or 7 percent compared with the landings of the previous year.

Of the 1949 landings, 81 percent consisted of fish, with shellfish making up the remaining 19 percent. Receipts of shellfish registered a decrease of 417,000 pounds or 13 percent compared with the landings made in 1948, while finfish recorded a gain of 1,392,000 pounds or 13 percent compared with the landings of the previous year.

The more important species landed at the Fulton Market in New York City during 1949 were scup or porgy, 4,731,000 pounds; sea scallops, 2,522,000 pounds; fluke, 1,497,000 pounds; yellowtail, 1,128,000 pounds; haddock, 1,077,000 pounds; and tilefish, 874,000 pounds. The landings of these six species comprised 79 percent of the total.

## LANDINGS AT NEW YORK CITY: BY MONTHS, 1949

| SPECIES                                  | JANUARY          | FEBRUARY         | MARCH            | APRIL            | MAY              | JUNE           | JULY           |
|--|------------------|------------------|------------------|------------------|------------------|----------------|----------------|
|  | POUNDS           | POUNDS           | POUNDS           | POUNDS           | POUNDS           | POUNDS         | POUNDS         |
| <b>FISH</b>                              |                  |                  |                  |                  |                  |                |                |
| ANGLERFISH . . . . .                     | 445              | -                | 118              | 959              | 160              | -              | -              |
| BLUEFISH . . . . .                       | 520              | 30               | -                | -                | -                | -              | -              |
| BUTTERFISH . . . . .                     | 205,195          | 37,615           | 99,130           | 100,140          | 14,355           | 9,805          | -              |
| <b>COD:</b>                              |                  |                  |                  |                  |                  |                |                |
| LARGE . . . . .                          | 6,140            | 780              | 22,750           | 27,050           | 9,670            | 2,980          | 415            |
| MARKET . . . . .                         | 42,825           | 19,980           | 6,280            | 6,160            | 12,730           | 92,195         | 65,180         |
| CUNNER . . . . .                         | 140              | -                | -                | -                | -                | -              | -              |
| EELS, CONGER . . . . .                   | 1,120            | 1,735            | 4,091            | 535              | 300              | -              | -              |
| <b>FLOUNDERS:</b>                        |                  |                  |                  |                  |                  |                |                |
| BLACKBACK . . . . .                      | 33,000           | 3,270            | 2,550            | -                | 1,155            | 32,640         | 54,100         |
| DAB, SEA . . . . .                       | -                | -                | 750              | 4,425            | 20,935           | 6,620          | 3,700          |
| FLUKE . . . . .                          | 224,667          | 389,913          | 409,890          | 260,186          | 59,540           | 1,895          | -              |
| GRAY SOLE . . . . .                      | 485              | 585              | -                | 345              | 2,200            | 4,885          | -              |
| LEMON SOLE . . . . .                     | 7,885            | -                | 11,875           | 28,145           | 28,745           | 29,180         | -              |
| YELLOWTAIL (DABS) . . . . .              | 32,520           | 24,015           | 6,300            | 19,930           | 5,250            | 22,730         | 98,465         |
| HADDOCK . . . . .                        | 41,325           | -                | 83,960           | 241,564          | 275,150          | 282,280        | 22,045         |
| HAKE, WHITE . . . . .                    | 3,525            | 7,525            | 7,575            | 5,045            | 10,915           | 3,405          | 1,110          |
| HALIBUT . . . . .                        | 110              | -                | 70               | 567              | 1,315            | 1,295          | 314            |
| HERRING, SEA . . . . .                   | 830              | -                | -                | -                | -                | -              | -              |
| MACKEREL . . . . .                       | -                | 185              | -                | 134,770          | 38,600           | 80             | -              |
| POLLOCK . . . . .                        | 525              | 14               | 9,270            | 15,940           | 5,320            | 280            | 365            |
| RAJAFISH . . . . .                       | 2,605            | 240              | 1,460            | -                | -                | -              | -              |
| SCUP OR PORGY . . . . .                  | 904,390          | 894,780          | 1,086,225        | 709,200          | 304,275          | 88,330         | 7,500          |
| SEA BASS . . . . .                       | 146,625          | 171,215          | 163,890          | 118,330          | 27,100           | 8,180          | -              |
| SEA ROBIN . . . . .                      | 300              | 2,190            | -                | -                | 400              | -              | -              |
| SEA TROUT OR WEAKFISH,<br>GRAY . . . . . | 175              | 355              | 613              | 545              | 200              | 15             | -              |
| SHAD . . . . .                           | -                | 90               | -                | -                | -                | -              | -              |
| SHARKS . . . . .                         | -                | 45               | -                | 268              | 95               | -              | -              |
| STURGEON . . . . .                       | -                | -                | -                | -                | 190              | -              | -              |
| TILEFISH . . . . .                       | 126,365          | 133,540          | 202,723          | 45,670           | 101,990          | 61,500         | 17,131         |
| WHITING . . . . .                        | -                | 995              | -                | 27,550           | 1,300            | -              | -              |
| WOLFFISH . . . . .                       | 40               | -                | -                | 1,250            | 3,940            | 1,930          | 340            |
| UNCLASSIFIED . . . . .                   | 6,714            | 12,135           | 13,373           | 26,293           | 6,000            | 960            | -              |
| <b>TOTAL . . . . .</b>                   | <b>1,783,541</b> | <b>1,701,132</b> | <b>2,132,893</b> | <b>1,777,867</b> | <b>931,830</b>   | <b>653,185</b> | <b>270,665</b> |
| <b>SHELLFISH</b>                         |                  |                  |                  |                  |                  |                |                |
| LOBSTERS, NORTHERN . . . . .             | 190              | 770              | 1,040            | 2,394            | 8,450            | -              | -              |
| SCALLOPS, SEA (MEATS) . . . . .          | 47,160           | 107,883          | 81,900           | 246,897          | 242,172          | 72,324         | 209,223        |
| SQUID . . . . .                          | 21,000           | 34,058           | 87,521           | 95,580           | 11,000           | -              | -              |
| <b>TOTAL . . . . .</b>                   | <b>68,340</b>    | <b>142,711</b>   | <b>170,461</b>   | <b>344,871</b>   | <b>261,622</b>   | <b>72,324</b>  | <b>209,223</b> |
| <b>GRAND TOTAL . . . . .</b>             | <b>1,856,881</b> | <b>1,843,843</b> | <b>2,303,354</b> | <b>2,122,738</b> | <b>1,193,452</b> | <b>725,509</b> | <b>479,888</b> |



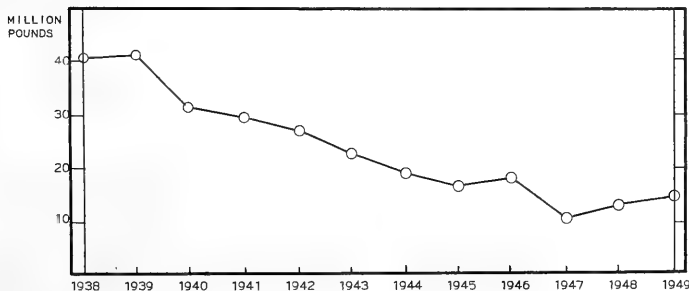
FULTON MARKET, NEW YORK CITY

MIDDLE ATLANTIC FISHERIES

LANDINGS AT NEW YORK CITY: BY MONTHS, 1949 - Continued

| SPECIES                         | AUGUST  | SEPTEMBER | OCTOBER | NOVEMBER | DECEMBER  | TOTAL      |
|---------------------------------|---------|-----------|---------|----------|-----------|------------|
|                                 | POUNDS  | POUNDS    | POUNDS  | POUNDS   | POUNDS    | POUNDS     |
| FISH                            |         |           |         |          |           |            |
| ANGLER FISH . . . . .           | -       | -         | -       | -        | -         | 445        |
| BLUEFISH . . . . .              | 60      | -         | -       | 2,375    | 1,580     | 5,802      |
| BUTTERFISH . . . . .            | -       | 10,900    | -       | 7,610    | 93,330    | 578,080    |
| COD:                            |         |           |         |          |           |            |
| LARGE . . . . .                 | 1,265   | -         | 785     | 4,640    | 5,160     | 81,635     |
| MARKET . . . . .                | 57,840  | 2,085     | 26,530  | 50,680   | 16,415    | 398,900    |
| CUNNER . . . . .                | -       | -         | -       | -        | -         | 140        |
| DOLPHIN . . . . .               | 75      | -         | -       | -        | -         | 75         |
| EELS, CONGER . . . . .          | -       | -         | -       | 180      | 140       | 8,101      |
| FLOUNDERS:                      |         |           |         |          |           |            |
| BLACKBACK . . . . .             | 41,480  | 4,260     | 16,460  | 31,715   | 45,790    | 266,420    |
| DAB, SEA . . . . .              | 550     | -         | 750     | 525      | 70        | 40,325     |
| FLUKE . . . . .                 | -       | 5,380     | 10,385  | 17,715   | 117,899   | 1,497,370  |
| GRAY SOLE . . . . .             | -       | -         | -       | -        | 50        | 8,550      |
| LEMON SOLE . . . . .            | 85,650  | 85,890    | 63,220  | 31,900   | 4,085     | 376,575    |
| YELLOWTAIL (DABS) . . . . .     | 227,255 | 48,960    | 257,055 | 266,559  | 119,440   | 1,128,479  |
| Haddock . . . . .               | 34,190  | 23,220    | 28,955  | 14,150   | 29,925    | 1,076,764  |
| HAKE, WHITE . . . . .           | 2,200   | -         | 635     | 5,648    | 1,000     | 48,683     |
| HALIBUT . . . . .               | 42      | -         | -       | -        | 35        | 3,748      |
| HERRING, SEA . . . . .          | -       | -         | -       | -        | -         | 800        |
| MACKEREL . . . . .              | -       | -         | 560     | -        | -         | 174,195    |
| POLLOCK . . . . .               | -       | -         | -       | 140      | 200       | 35,054     |
| RAJAFISH . . . . .              | -       | -         | -       | 750      | -         | 5,055      |
| SCUP OR PORGY . . . . .         | 1,800   | 35,640    | 10,620  | 257,410  | 430,350   | 4,730,520  |
| SEA BASS . . . . .              | -       | 320       | 1,400   | 12,455   | 11,829    | 661,344    |
| SEA ROBIN . . . . .             | -       | -         | 100     | -        | -         | 2,990      |
| SEA TROUT OR WEAFFISH, GRAY     | -       | -         | -       | 70       | 25        | 1,998      |
| SHAD . . . . .                  | -       | -         | -       | -        | -         | 90         |
| SHARKS . . . . .                | -       | -         | -       | -        | -         | 408        |
| STURGEON . . . . .              | -       | -         | -       | -        | -         | 190        |
| SWORDFISH . . . . .             | -       | -         | -       | -        | 48        | 48         |
| TILEFISH . . . . .              | 13,700  | 8,600     | -       | 53,375   | 109,520   | 874,114    |
| TUNA, BLUEFIN . . . . .         | -       | -         | 1,970   | -        | -         | 1,970      |
| WHITING . . . . .               | -       | -         | -       | 190      | 250       | 30,285     |
| WOLFFISH . . . . .              | -       | -         | -       | -        | -         | 7,500      |
| UNCLASSIFIED . . . . .          | 215     | 50,000    | -       | 1,000    | 6,305     | 122,995    |
| TOTAL . . . . .                 | 466,322 | 275,255   | 419,425 | 759,087  | 993,446   | 12,169,648 |
| SHELLFISH                       |         |           |         |          |           |            |
| LOBSTERS, NORTHERN . . . . .    | -       | -         | -       | 3,260    | 4,315     | 20,409     |
| SCALLOPS, SEA (MEATS) . . . . . | 439,308 | 316,314   | 434,988 | 162,576  | 161,118   | 2,521,863  |
| SQUID . . . . .                 | -       | -         | -       | 6,860    | 5,240     | 261,259    |
| TOTAL . . . . .                 | 439,308 | 316,314   | 434,988 | 172,696  | 170,673   | 2,803,531  |
| GRAND TOTAL . . . . .           | 905,630 | 591,569   | 854,413 | 931,783  | 1,164,119 | 14,973,179 |

LANDINGS AT NEW YORK CITY, 1938 - 1949



## SECTION 4.- CHESAPEAKE FISHERIES

(Area XXIII)<sup>5</sup>

During 1949 the fisheries of the Chesapeake States (Maryland and Virginia) totaled 334,656,500 pounds, valued at \$25,182,313 to the fishermen. This represents a decrease of 29.7 million pounds or 8 percent in quantity and 2.4 million dollars or 9 percent in value compared with the previous year. The number of fishermen operating in the Chesapeake States during 1949 amounted to 18,346 compared with 19,990 in 1948, while the number of fishing vessels of 5 net tons and over increased from 466 in 1948 to 504 in 1949.

Because of the importance of the Chesapeake oyster industry, this phase of the fisheries will be mentioned first. Although the annual oyster production figure in the Chesapeake Bay and tributaries registered only a slight decrease compared with the previous year, regional shortages appeared in some areas. Local production failed at Annapolis; in the Potomac, particularly on the Virginia side; and in the Rappahannock. Annapolis suffered because of a decrease in bay dredging; the Potomac because increased enforcement discouraged widespread illegal oystering practices; and the Rappahannock because of an unidentified mortality which decimated many beds and brought about a color condition in the surviving oysters making them difficult to market. Leased oyster-planting ground in Virginia climbed steadily to reach 100,000 acres as against Maryland's figure of 8,000 acres. Unionization of oyster shuckers in the Chesapeake area slowly gained ground while a similar movement for oyster tongs failed.

The menhaden fishery suffered a severe drop in the price of oil when the value fell from the 1948 high of \$1.40 a gallon to 40¢ and stayed there. This was partly compensated by a rise in the value of scrap which gained approximately \$50 a ton above its 1948 price of \$105. During 1949, scouting planes were used to help locate the schools of menhaden which appeared in the bay in greater numbers than in previous years. Two versions of a floating trawl were developed independently by menhaden operators, but these operations were suspended at the close of the season in view of rather negative results. Equipment for the salvaging of fish solubles was installed in a number of the plants in the Chesapeake area during 1949. A state agency regulating waterways pollution had discouraged the discharge of stickwater into adjacent creeks, and it was probable that additional plants would install equipment for the processing of the stickwater.

The croaker fishery continued to decline during 1949. Even though the catch was still above 14 million pounds, the sharp decline from its position among the volume leaders has been noteworthy. Because of this scarcity, croakers brought the highest prices on record. Scientific investigations into the croaker ecology began, with progress reports due the following year.

The shad runs on the whole were not plentiful, but the market opened at a high of 52¢ per pound for roe shad at the dockside. A vast majority of the shad were small first spawners, seldom exceeding 3.5 pounds. Three small shad-hatching operations were conducted by Virginia while Maryland hatched shad in cooperation with the Fish and Wildlife Service at Fort Belvoir, Virginia, and released numbers of fry in the bay tributaries.

Alewives or river herring were present in Virginia waters in the greatest numbers since 1943. Canning, salting and pickling plants worked at capacity, however the demand for the canned product was weak. Canned roe moved more satisfactorily. Increased alewife catches caused several pearl-essence processing plants to reopen; these were closed during the periods of alewife scarcity.

The appearance of mackerel off Wachapreague and Willis Wharf, Virginia, early in the year gave employment and profit to many who would otherwise have been made idle by the scarcity of other fish during this period.

<sup>5</sup> This number has been assigned to this area by the North American Council of Fishery Investigations. It should be explained that there may be included under this area, craft whose principal fishing ports are in this area but at times fish elsewhere. Data on the operating units and catch of the fisheries of Maryland have been taken largely from statistics collected by the Maryland Department of Tidewater Fisheries. A portion of the data on the fisheries of Virginia have likewise been obtained from the Virginia Commission of Fisheries. Supplementary surveys, compilations, and analyses, have been made by agents of this Service in order that the figures may be presented in a manner comparable with those of other sections.

Crabs, both hard and soft, were plentiful enough to reach the glut stage more than once, and toward the close of the year, winter dredgers were forced to limit their catches. This oversupply was accompanied by a price drop for the raw product.

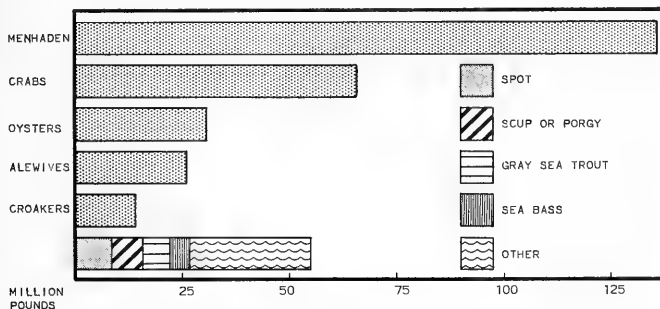
The growth of filleting and freezing fish remained slow, and in some cases of short supply, as in croakers, ground was lost. The production of frozen oysters and clams increased moderately.

Fisheries investigation continued and the Virginia Fisheries Laboratory pursued five main projects. They were: crab conservation, seed-oyster propagation, shad spawning and survival, fishery publicity and education, and water testing for phosphates. The Maryland Laboratory continued its program of investigations with nearly fifty projects, ranging from a survey of the diatom flora of the bay to an inquiry into unlicensed, or non-commercial, fishing activities. Both states added boats and men to their enforcement fleets and restored airplane patrols which had temporarily been discontinued because of disasters.

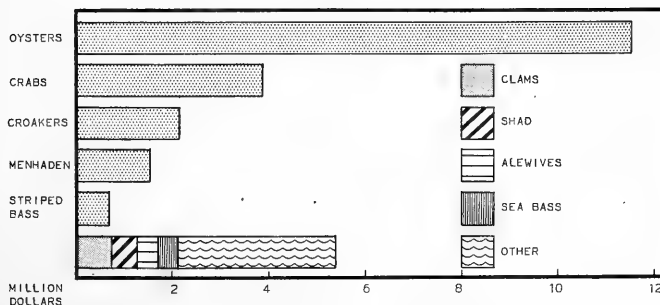
The last complete survey of the transporting, wholesaling, and manufacturing industries was for 1940. In that year, 1,023 men were employed in the operation of 544 vessels engaged in the transporting trade and 12,331 persons were employed in wholesale and manufacturing establishments. The latter employees received \$3,552,827 in salaries and wages during 1940. Detailed statistics on these branches of the industry for 1940 can be found in 'Fishery Statistics of the United States, 1944' (Statistical Digest No. 16).

Condensed summary data of the catch by states of the Chesapeake Fisheries, appearing on the following pages, have previously been published in Current Fishery Statistics No. 683.

CHESAPEAKE STATES CATCH, 1949

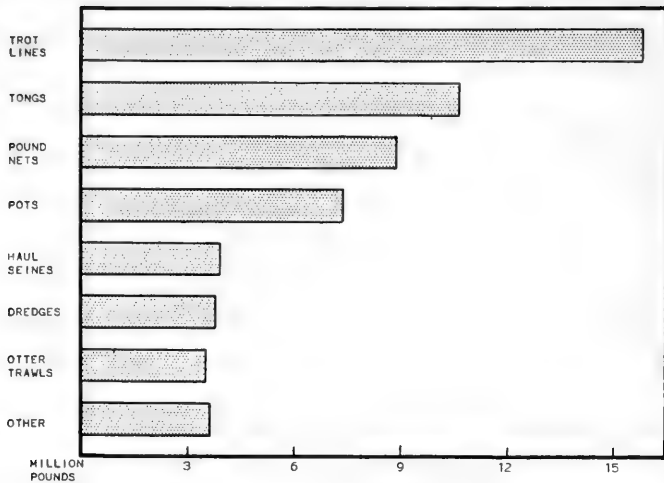


VALUE OF THE CHESAPEAKE STATES CATCH, 1949

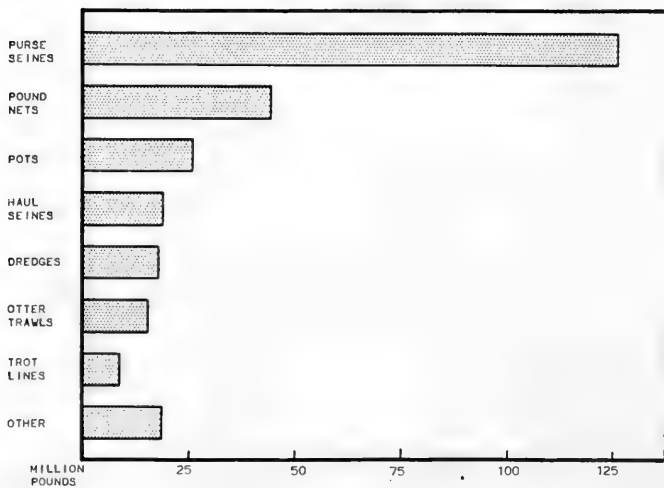


## CHESAPEAKE FISHERIES

MARYLAND: CATCH BY GEAR, 1949



VIRGINIA: CATCH BY GEAR, 1949





**CHESAPEAKE FISHERIES**  
**SECTIONAL SUMMARIES**

SUMMARY OF CATCH, 1949

| PRODUCT                  | MARYLAND   |             | VIRGINIA    |             | TOTAL       |             |
|--------------------------|------------|-------------|-------------|-------------|-------------|-------------|
|                          | POUNDS     | VALUE       | POUNDS      | VALUE       | POUNDS      | VALUE       |
| FISH . . . . .           | 20,144,300 | \$1,766,136 | 212,637,100 | \$7,270,685 | 232,781,400 | \$9,036,821 |
| SHELLFISH, ETC . . . . . | 38,837,400 | 6,817,696   | 63,037,700  | 9,327,796   | 101,875,100 | 16,145,492  |
| TOTAL . . . . .          | 58,981,700 | 8,583,832   | 275,674,800 | 16,598,481  | 334,656,500 | 25,182,313  |

SUMMARY OF OPERATING UNITS, 1949

| ITEM                                | MARYLAND |           | VIRGINIA |        | TOTAL     |        |
|-------------------------------------|----------|-----------|----------|--------|-----------|--------|
|                                     | NUMBER   | NUMBER    | NUMBER   | NUMBER | NUMBER    | NUMBER |
| FISHERMEN:                          |          |           |          |        |           |        |
| ON VESSELS . . . . .                | 532      | 1,618     |          |        | 2,150     |        |
| ON BOATS AND SHORE:                 |          |           |          |        |           |        |
| REGULAR . . . . .                   | 5,082    | 4,191     |          |        | 9,273     |        |
| CASUAL . . . . .                    | 2,996    | 3,927     |          |        | 6,923     |        |
| TOTAL . . . . .                     | 8,610    | 9,736     |          |        | 18,346    |        |
| VESSELS:                            |          |           |          |        |           |        |
| MOTOR . . . . .                     | 24       | 369       |          |        | 393       |        |
| NET TONNAGE . . . . .               | 340      | 5,045     |          |        | 5,385     |        |
| SAIL . . . . .                      | 111      | -         |          |        | 111       |        |
| NET TONNAGE . . . . .               | 1,227    | -         |          |        | 1,227     |        |
| TOTAL VESSELS . . . . .             | 135      | 369       |          |        | 504       |        |
| TOTAL NET TONNAGE . . . . .         | 1,567    | 5,045     |          |        | 6,612     |        |
| BOATS:                              |          |           |          |        |           |        |
| MOTOR . . . . .                     | 4,281    | 3,841     |          |        | 8,122     |        |
| OTHER . . . . .                     | 1,749    | 2,118     |          |        | 3,867     |        |
| ACCESSORY BOATS . . . . .           | -        | 73        |          |        | 73        |        |
| APPARATUS:                          |          |           |          |        |           |        |
| PURSE SEINES, MENHADEN . . . . .    | -        | 18        |          |        | 18        |        |
| LENGTH, YARDS . . . . .             | -        | 6,750     |          |        | 6,750     |        |
| HAUL SEINES, COMMON . . . . .       | 272      | 318       |          |        | 590       |        |
| LENGTH, YARDS . . . . .             | 85,200   | 202,480   |          |        | 287,680   |        |
| GILL NETS:                          |          |           |          |        |           |        |
| ANCHOR . . . . .                    | 133      | 56        |          |        | 189       |        |
| SQUARE YARDS . . . . .              | 232,600  | 25,000    |          |        | 257,600   |        |
| DRIFT . . . . .                     | 307      | 617       |          |        | 924       |        |
| SQUARE YARDS . . . . .              | 997,100  | 1,093,580 |          |        | 2,090,680 |        |
| STAKE . . . . .                     | 428      | 612       |          |        | 1,040     |        |
| SQUARE YARDS . . . . .              | 944,400  | 477,800   |          |        | 1,422,200 |        |
| LINES:                              |          |           |          |        |           |        |
| HAND . . . . .                      | 264      | 555       |          |        | 819       |        |
| HOOKS . . . . .                     | 500      | 690       |          |        | 1,190     |        |
| TRAWL OR TROT WITH HOOKS . . . . .  | 12       | 10        |          |        | 22        |        |
| HOOKS . . . . .                     | 3,500    | 3,900     |          |        | 7,400     |        |
| TROT WITH BAITS OR SNOODS . . . . . | 1,137    | 634       |          |        | 1,771     |        |
| BAITS OR SNOODS . . . . .           | 732,300  | 389,450   |          |        | 1,121,750 |        |
| POUND NETS . . . . .                | 585      | 1,293     |          |        | 1,878     |        |
| STOP NETS . . . . .                 | -        | 6         |          |        | 6         |        |
| LENGTH, YARDS . . . . .             | -        | 4,400     |          |        | 4,400     |        |
| FYKE NETS:                          |          |           |          |        |           |        |
| CRAB . . . . .                      | -        | 1,051     |          |        | 1,051     |        |
| FISH . . . . .                      | 375      | 776       |          |        | 1,151     |        |
| DIP NETS, COMMON . . . . .          | 757      | 419       |          |        | 1,176     |        |
| OTTER TRAWLS, FISH . . . . .        | 12       | 52        |          |        | 64        |        |
| YARDS AT MOUTH . . . . .            | 270      | 1,125     |          |        | 1,395     |        |
| SLAT TRAPS . . . . .                | -        | 4         |          |        | 4         |        |
| POTS:                               |          |           |          |        |           |        |
| CRAB . . . . .                      | 19,100   | 51,400    |          |        | 70,500    |        |
| EEL . . . . .                       | 21,268   | 2,786     |          |        | 24,054    |        |
| FISH . . . . .                      | 786      | 1,628     |          |        | 2,414     |        |
| TURTLE . . . . .                    | 461      | 374       |          |        | 835       |        |
| SCRAPES . . . . .                   | 354      | 163       |          |        | 517       |        |
| YARDS AT MOUTH . . . . .            | 442      | 185       |          |        | 627       |        |
| DREDGES:                            |          |           |          |        |           |        |
| CRAB . . . . .                      | 30       | 339       |          |        | 369       |        |
| YARDS AT MOUTH . . . . .            | 26       | 485       |          |        | 511       |        |
| OYSTER, COMMON . . . . .            | 312      | 524       |          |        | 836       |        |
| YARDS AT MOUTH . . . . .            | 404      | 591       |          |        | 995       |        |
| OTHER . . . . .                     | 7        | -         |          |        | 7         |        |
| YARDS AT MOUTH . . . . .            | 16       | -         |          |        | 16        |        |
| TONGS:                              |          |           |          |        |           |        |
| OYSTER . . . . .                    | 4,033    | 2,420     |          |        | 6,453     |        |
| OTHER . . . . .                     | 49       | 504       |          |        | 553       |        |
| RAKES:                              |          |           |          |        |           |        |
| OYSTER . . . . .                    | -        | 66        |          |        | 66        |        |
| OTHER . . . . .                     | 84       | 598       |          |        | 682       |        |

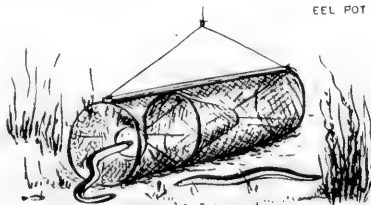
## CHESAPEAKE FISHERIES

## CATCH BY STATES, 1949

| SPECIES                               | MARYLAND          |                  | VIRGINIA           |                  | TOTAL              |                  |
|---------------------------------------|-------------------|------------------|--------------------|------------------|--------------------|------------------|
|                                       | POUNDS            | VALUE            | POUNDS             | VALUE            | POUNDS             | VALUE            |
| <b>FISH:</b>                          |                   |                  |                    |                  |                    |                  |
| ALEWIVES . . . . .                    | 4,965,600         | \$114,748        | 22,002,900         | \$389,524        | 26,968,500         | \$504,272        |
| BLUEFISH . . . . .                    | 86,700            | 9,336            | 305,100            | 41,164           | 391,800            | 50,500           |
| COGGER . . . . .                      | 200               | 10               | -                  | -                | 200                | 10               |
| BITTERFISH . . . . .                  | 104,000           | 5,477            | 993,300            | 67,590           | 1,097,300          | 73,067           |
| CARP . . . . .                        | 360,800           | 21,460           | 921,600            | 50,577           | 1,282,400          | 72,037           |
| CATFISH AND BULLHEADS . . . . .       | 571,500           | 37,057           | 1,446,500          | 99,593           | 2,018,000          | 136,650          |
| COD . . . . .                         | 33,800            | 1,352            | 3,200              | 157              | 37,000             | 1,509            |
| CRAPPIE . . . . .                     | 2,400             | 150              | -                  | -                | 2,400              | 150              |
| CROAKER . . . . .                     | 2,352,000         | 272,024          | 12,380,700         | 1,836,524        | 14,732,700         | 2,108,548        |
| DOLPHIN . . . . .                     | 200               | 12               | -                  | -                | 200                | 12               |
| <b>DRUM:</b>                          |                   |                  |                    |                  |                    |                  |
| BLACK . . . . .                       | 10,100            | 563              | 58,500             | 2,318            | 68,600             | 2,881            |
| RED OR REDFISH . . . . .              | 1,100             | 89               | 76,400             | 5,640            | 77,500             | 5,728            |
| <b>EELS:</b>                          |                   |                  |                    |                  |                    |                  |
| COMMON . . . . .                      | 819,200           | 110,756          | 498,600            | 48,327           | 1,317,800          | 159,083          |
| CONGER . . . . .                      | 4,200             | 126              | 25,100             | 783              | 29,300             | 879              |
| FLOUNDER . . . . .                    | 782,700           | 106,693          | 2,361,300          | 315,102          | 3,144,000          | 421,795          |
| GIZZARD SHAD . . . . .                | 13,100            | 557              | 190,800            | 3,636            | 203,900            | 4,393            |
| <b>HAKE:</b>                          |                   |                  |                    |                  |                    |                  |
| RED . . . . .                         | 1,600             | 48               | -                  | -                | 1,600              | 48               |
| WHITE . . . . .                       | 800               | 32               | 16,900             | 676              | 17,700             | 708              |
| HALIBUT . . . . .                     | 500               | 75               | -                  | -                | 500                | 75               |
| HARVESTFISH OR "STARFISH" . . . . .   | 26,900            | 1,445            | 572,100            | 31,895           | 601,000            | 33,340           |
| HERRING, SEA . . . . .                | 4,200             | 98               | 81,400             | 1,927            | 85,600             | 2,025            |
| HICKORY SHAD . . . . .                | 37,100            | 2,270            | 209,600            | 6,384            | 246,700            | 10,654           |
| HOGCHOKER . . . . .                   | 3,300             | 132              | -                  | -                | 3,300              | 132              |
| KING WHITING OR "KINGFISH" . . . . .  | 5,000             | 450              | 189,100            | 17,483           | 194,100            | 17,933           |
| MACKEREL . . . . .                    | 363,200           | 32,688           | 2,838,000          | 296,001          | 3,201,200          | 328,689          |
| MENHADEN . . . . .                    | 1,680,300         | 13,679           | 136,131,800        | 1,538,597        | 137,812,100        | 1,552,276        |
| MULLET . . . . .                      | -                 | -                | 59,800             | 59,800           | 59,800             | 3,729            |
| PIGFISH . . . . .                     | -                 | -                | 12,200             | 518              | 12,200             | 518              |
| PIKE OR PICKEREL . . . . .            | 22,400            | 4,534            | -                  | -                | 22,400             | 4,534            |
| POLLOCK . . . . .                     | -                 | -                | 400                | 16               | 400                | 16               |
| POMPANO . . . . .                     | -                 | -                | 100                | 24               | 100                | 24               |
| SAND PERCH . . . . .                  | 11,000            | 524              | 19,000             | 647              | 30,000             | 1,171            |
| SCUP OR PORGY . . . . .               | 1,524,400         | 66,683           | 5,984,400          | 411,032          | 7,508,800          | 477,775          |
| SEA BASS . . . . .                    | 435,600           | 34,848           | 4,244,800          | 430,807          | 4,680,400          | 465,655          |
| SEA ROBIN . . . . .                   | -                 | -                | 15,300             | 608              | 15,300             | 608              |
| <b>SEA TROUT OR WEAKFISH:</b>         |                   |                  |                    |                  |                    |                  |
| GRAY . . . . .                        | 614,100           | 68,647           | 6,061,700          | 394,687          | 6,675,800          | 463,334          |
| SPOTTED . . . . .                     | -                 | -                | 108,900            | 15,546           | 108,900            | 15,546           |
| SHAD . . . . .                        | 1,083,300         | 173,894          | 2,800,300          | 416,885          | 3,883,600          | 590,779          |
| SHARKS . . . . .                      | 29,200            | 584              | 441,500            | 13,172           | 470,700            | 13,756           |
| SKATES . . . . .                      | 800               | 8                | -                  | -                | 800                | 8                |
| SPANISH MACKEREL . . . . .            | -                 | -                | 15,900             | 2,104            | 15,900             | 2,104            |
| SPOT . . . . .                        | 248,700           | 23,670           | 8,410,600          | 529,498          | 8,659,300          | 353,168          |
| STRIPED BASS . . . . .                | 2,629,000         | 540,261          | 1,913,000          | 233,728          | 4,542,000          | 774,009          |
| STURGEON . . . . .                    | 4,600             | 1,162            | 11,700             | 2,930            | 16,300             | 4,092            |
| SUCKERS . . . . .                     | 11,400            | 544              | 1,800              | 92               | 13,200             | 636              |
| SUNFISH . . . . .                     | 1,200             | 57               | -                  | -                | 1,200              | 57               |
| SHELLFISH . . . . .                   | 800               | 24               | 422,700            | 12,499           | 423,500            | 12,523           |
| TAUOG . . . . .                       | 5,600             | 397              | 11,700             | 700              | 17,300             | 1,097            |
| TILEFISH . . . . .                    | 100               | 8                | 3,300              | 198              | 3,400              | 206              |
| <b>TUNA AND TUNALIKE FISHES:</b>      |                   |                  |                    |                  |                    |                  |
| BONITO . . . . .                      | -                 | -                | 60,900             | 6,892            | 60,900             | 6,892            |
| LITTLE . . . . .                      | 700               | 28               | 24,200             | 967              | 24,900             | 995              |
| <b>TOTAL TUNA AND TUNALIKE FISHES</b> | 700               | 28               | 85,100             | 7,859            | 85,900             | 7,887            |
| WHITE PERCH . . . . .                 | 1,101,100         | 91,247           | 699,500            | 36,615           | 1,800,600          | 127,862          |
| WHITING . . . . .                     | 3,400             | 68               | 2,900              | 87               | 6,300              | 155              |
| YELLOW PERCH . . . . .                | 182,200           | 27,486           | 7,600              | 576              | 189,800            | 28,062           |
| YELLOW PIKE . . . . .                 | 100               | 17               | -                  | -                | 100                | 17               |
| UNCLASSIFIED, FOR FOOD . . . . .      | 2,100             | 99               | -                  | -                | 2,100              | 99               |
| <b>TOTAL . . . . .</b>                | <b>20,144,300</b> | <b>1,766,136</b> | <b>212,637,100</b> | <b>7,270,685</b> | <b>232,781,400</b> | <b>9,036,821</b> |

(CONTINUED ON NEXT PAGE)

EEL POT



CHESAPEAKE FISHERIES

CATCH BY STATES, 1949 - Continued

| SPECIES                | MARYLAND   |           | VIRGINIA    |             | TOTAL       |             |
|------------------------|------------|-----------|-------------|-------------|-------------|-------------|
|                        | POUNDS     | VALUE     | POUNDS      | VALUE       | POUNDS      | VALUE       |
| SHELLFISH, ETC.        |            |           |             |             |             |             |
| CRABS, BLUE:           |            |           |             |             |             |             |
| HARD                   | 22,132,200 | \$883,446 | 40,652,800  | \$2,249,695 | 62,785,000  | \$3,133,141 |
| SOFT AND PEELERS       | 2,331,100  | 393,447   | 2,509,700   | 423,598     | 4,840,800   | 817,045     |
| TOTAL CRABS            | 24,463,300 | 1,276,893 | 43,162,500  | 2,673,293   | 67,625,800  | 3,950,186   |
| LOBSTERS, NORTHERN     | 1,100      | 235       | 900         | 265         | 2,000       | 500         |
| SHRIMP                 | 300        | 90        | -           | -           | 300         | 90          |
| CLAMS:                 |            |           |             |             |             |             |
| HARD, PUBLIC           | 137,600    | 55,040    | 880,300     | 373,013     | 1,017,900   | 428,053     |
| HARD, PRIVATE          | 98,500     | 39,400    | 616,400     | 268,342     | 714,900     | 307,742     |
| SOFT, PUBLIC           | 1,600      | 225       | -           | -           | 1,600       | 225         |
| TOTAL CLAMS            | 237,700    | 94,665    | 1,496,700   | 641,355     | 1,734,400   | 736,020     |
| CONCHS                 | 80,600     | 4,163     | 77,900      | 6,352       | 158,500     | 10,515      |
| OYSTERS, MARKET:       |            |           |             |             |             |             |
| PUBLIC, SPRING         | 6,211,700  | 2,424,260 | 2,476,200   | 830,430     | 8,687,900   | 3,254,690   |
| PUBLIC, FALL           | 6,310,500  | 2,461,440 | 1,915,300   | 627,510     | 8,225,800   | 3,088,950   |
| PRIVATE, SPRING        | 619,700    | 258,535   | 7,067,100   | 2,342,905   | 7,686,800   | 2,601,440   |
| PRIVATE, FALL          | 575,800    | 242,570   | 6,600,400   | 2,187,410   | 7,176,200   | 2,429,980   |
| TOTAL OYSTERS          | 13,717,700 | 5,386,805 | 18,059,000  | 5,988,255   | 31,776,700  | 11,375,060  |
| SCALLOPS, SEA          | 300        | 90        | 8,200       | 3,280       | 8,500       | 3,370       |
| SQUID                  | 47,700     | 3,339     | 146,000     | 6,078       | 193,700     | 9,417       |
| TERRAPIN, DIAMOND-BACK | 236,000    | 47,200    | 16,900      | 3,380       | 252,900     | 50,530      |
| TURTLES:               |            |           |             |             |             |             |
| LOGGERHEAD             | -          | -         | 600         | 18          | 600         | 18          |
| SNAPPER                | 52,700     | 4,216     | 69,000      | 5,520       | 121,700     | 9,736       |
| TOTAL                  | 38,837,400 | 6,817,696 | 63,037,700  | 9,327,796   | 101,875,100 | 16,145,492  |
| GRAND TOTAL            | 58,981,700 | 8,583,832 | 275,674,800 | 16,598,481  | 334,656,500 | 25,182,313  |

SUPPLEMENTARY REVIEW OF THE CATCH OF CERTAIN SHELLFISH, 1949

| PRODUCT          |                      | MARYLAND   |           | VIRGINIA    |             | TOTAL       |             |
|------------------|----------------------|------------|-----------|-------------|-------------|-------------|-------------|
|                  |                      | QUANTITY   | VALUE     | QUANTITY    | VALUE       | QUANTITY    | VALUE       |
| CRABS, BLUE:     |                      |            |           |             |             |             |             |
| HARD             | NUMBER               | 62,698,100 | \$883,446 | 119,397,600 | \$2,249,695 | 182,095,700 | \$3,133,141 |
| SOFT AND PEELERS | DO                   | 9,248,000  | 393,447   | 10,011,000  | 423,598     | 19,259,000  | 817,045     |
| CLAMS:           |                      |            |           |             |             |             |             |
| HARD:            |                      |            |           |             |             |             |             |
| PUBLIC           | U.S. STANDARD BUSHEL | 19,657     | 55,040    | 125,757     | 373,013     | 145,414     | 428,053     |
| PRIVATE          | DO                   | 14,071     | 39,400    | 88,057      | 268,342     | 102,128     | 307,742     |
| SOFT, PUBLIC     | DO                   | 133        | 225       | -           | -           | 133         | 225         |
| CONCHS           | DO                   | 4,030      | 4,163     | 3,895       | 6,352       | 7,925       | 10,515      |
| OYSTERS, MARKET: |                      |            |           |             |             |             |             |
| PUBLIC, SPRING   | DO                   | 1,270,524  | 2,424,260 | 540,420     | 830,430     | 1,810,944   | 3,254,690   |
| PUBLIC, FALL     | DO                   | 1,401,529  | 2,461,440 | 467,315     | 627,510     | 1,868,844   | 3,088,950   |
| PRIVATE, SPRING  | DO                   | 125,201    | 258,535   | 1,573,455   | 2,342,905   | 1,698,656   | 2,601,440   |
| PRIVATE, FALL    | DO                   | 126,669    | 242,570   | 1,573,469   | 2,187,410   | 1,700,138   | 2,429,980   |
| SCALLOPS, SEA    | DO                   | 50         | 90        | 1,367       | 3,280       | 1,417       | 3,370       |

NOTE:--BUSHEL REPRESENT U.S. STANDARD BUSHEL OF 2,150.4 CUBIC INCHES CAPACITY.

AVERAGE WEIGHTS OF CERTAIN SHELLFISH, 1949

| PRODUCT          |                            | MARYLAND | VIRGINIA |
|------------------|----------------------------|----------|----------|
|                  |                            | QUANTITY | QUANTITY |
| CRABS, BLUE:     |                            |          |          |
| HARD             | NUMBER PER POUND           | 2.83     | 2.94     |
| SOFT AND PEELERS | DO                         | 3.97     | 3.99     |
| CLAMS:           |                            |          |          |
| HARD:            |                            |          |          |
| PUBLIC           | LBS. MEATS PER U.S. BUSHEL | 7.00     | 7.00     |
| PRIVATE          | DO                         | 7.00     | 7.00     |
| SOFT, PUBLIC     | DO                         | 12.00    | -        |
| CONCHS           | DO                         | 20.00    | 20.00    |
| OYSTERS, MARKET: |                            |          |          |
| PUBLIC, SPRING   | DO                         | 4.89     | 4.58     |
| PUBLIC, FALL     | DO                         | 4.50     | 4.10     |
| PRIVATE, SPRING  | DO                         | 4.95     | 4.49     |
| PRIVATE, FALL    | DO                         | 4.55     | 4.19     |
| SCALLOPS, SEA    | DO                         | 6.00     | 6.00     |

NOTE:--BUSHEL REPRESENT U.S. STANDARD BUSHEL OF 2,150.4 CUBIC INCHES CAPACITY.

## CHESAPEAKE FISHERIES

## MANUFACTURED FISHERY PRODUCTS, VARIOUS YEARS 1/

| ITEM  | YEAR | UNIT           | MARYLAND  |              | VIRGINIA   |            |
|---|------|----------------|-----------|--------------|------------|------------|
|   |      |                | QUANTITY  | VALUE        | QUANTITY   | VALUE      |
| BY MANUFACTURING ESTABLISHMENTS:                                    |      |                |           |              |            |            |
| ALEWIVES:   |      |                |           |              |            |            |
| CANNED . . . . .  | 1949 | STANDARD CASES | 67,828    | \$295,021    | 44,166     | \$174,377  |
| ROE, CANNED. . . . .  | 1949 | DO             | 10,404    | 154,791      | 28,759     | 506,040    |
| SALTED:   |      |                |           |              |            |            |
| CORNED. . . . .   | 1940 | POUNDS         | 30,000    | 800          | 2,179,300  | 53,196     |
| PICKLED 2/. . . . .   | 1940 | DO             | 2,406,150 | 84,371       | 2,445,350  | 92,448     |
| TIGHT-PACK CUT . . . . .  | 1940 | DO             | -         | -            | 280,100    | 12,698     |
| WITH ROE. . . . .   | 1940 | DO             | -         | -            | 62,700     | 3,874      |
| SMOKED. . . . .   | 1940 | DO             | 5,000     | 500          | -          | -          |
| BUTTERFISH, SMOKED. . . . .   | 1940 | DO             | 79,000    | 19,750       | -          | -          |
| CARP, SMOKED. . . . .   | 1940 | DO             | 2,800     | 800          | -          | -          |
| CHUB, CISCO AND TULLIBEE, SMOKED . . . . .                          | 1940 | DO             | 186,000   | 58,100       | -          | -          |
| EELS, SMOKED. . . . .   | 1940 | DO             | 23,000    | 6,625        | -          | -          |
| FLOUNDERS:  |      |                |           |              |            |            |
| FRESH FILLETS . . . . .   | 1940 | DO             | -         | -            | 59,100     | 18,020     |
| FROZEN FILLETS. . . . .   | 1949 | DO             | -         | -            | 21,100     | 6,878      |
| HERRING, SEA, SMOKED. . . . .                                       | 1940 | DO             | 48,000    | 5,600        | -          | -          |
| LAKE TROUT, SMOKED. . . . .   | 1940 | DO             | 9,000     | 3,150        | -          | -          |
| HACKEREL, CANNED. . . . .   | 1949 | STANDARD CASES | 18,954    | 139,470      | -          | -          |
| MENHADEN:   |      |                |           |              |            |            |
| MEAL AND DRY SCRAP. . . . .   | 1949 | TONS           | -         | -            | 15,100     | 2,417,735  |
| OIL . . . . .   | 1949 | GALLONS        | -         | -            | 739,442    | 292,971    |
| SABLEFISH, SMOKED . . . . .   | 1940 | POUNDS         | 30,000    | 8,000        | -          | -          |
| SALMON, SMOKED. . . . .   | 1940 | DO             | 195,000   | 67,350       | -          | -          |
| SEA BASS, FRESH & FROZEN FILLETS<br>AND SPLIT "BUTTERFLY" . . . . . | 1949 | DO             | -         | -            | 105,600    | 28,045     |
| SEA TROUT:  |      |                |           |              |            |            |
| FRESH FILLETS . . . . .   | 1949 | DO             | -         | -            | 64,000     | 16,540     |
| FROZEN FILLETS. . . . .   | 1949 | DO             | -         | -            | 39,258     | 11,852     |
| FRESH SPLIT "BUTTERFLY" . . . . .                                   | 1949 | DO             | -         | -            | 37,000     | 10,480     |
| FROZEN SPLIT "BUTTERFLY" . . . . .                                  | 1949 | DO             | -         | -            | 11,000     | 3,180      |
| STURGEON, SMOKED. . . . .   | 1940 | DO             | 8,000     | 6,600        | -          | -          |
| WHITEFISH, SMOKED . . . . .   | 1940 | DO             | 33,500    | 11,725       | -          | -          |
| CLAMS, HARD, FRESH-SHUCKED. . . . .                                 | 1940 | GALLONS        | -         | -            | 4,450      | 8,170      |
| CRABS, HARD:  |      |                |           |              |            |            |
| MEAT, FRESH-COOKED. . . . .   | 1940 | POUNDS         | 2,050,280 | 726,339      | 1,891,237  | 690,600    |
| MEAL AND SCRAP. . . . .   | 1949 | TONS           | 3,450     | 227,564      | 2,731      | 153,290    |
| MUSSELS, SEA, STEAMED AND SHUCKED                                   | 1940 | POUNDS         | -         | -            | 901,978    | 187,354    |
| OYSTERS, FRESH-SHUCKED. . . . .                                     | 1940 | GALLONS        | 2,439,138 | 2,741,365    | 2,191,988  | 2,666,544  |
| UNCLASSIFIED PRODUCTS:  |      |                |           |              |            |            |
| PACKAGED FISH . . . . .   | 1949 | POUNDS         | -         | -            | 3/ 114,100 | 3/ 27,335  |
| CANNED. . . . .   | 1949 | STANDARD CASES | 4/ 49,917 | 4/ 520,205   | (5)        | (5)        |
| MISCELLANEOUS PRODUCTS. . . . .                                     | 1949 | -              | -         | 5/ 1,668,856 | -          | 7/ 462,751 |
| TOTAL . . . . .   | -    | -              | -         | 6,746,982    | -          | 7,844,378  |

1/ DATA ON THE PRODUCTION OF THE DIFFERENT PRODUCTS ARE FOR THE YEARS INDICATED.

2/ THIS ITEM IS USUALLY AN INTERMEDIATE PRODUCT AND ALTHOUGH INCLUDED IN THE TOTAL MAY BE SHOWN IN ITS FINAL STAGE OF PROCESSING IN THIS OR ANOTHER STATE.

3/ INCLUDES FRESH AND FROZEN CROAKER AND PORGY FILLETS AND FRESH SPLIT "BUTTERFLIED" SEA ROBIN.

4/ INCLUDES CANNED ANCHOVY PASTE, HACKEREL ROE, MENHADEN, SHAD, SHAD ROE, SWELLFISH, TUNA, CLAM CHOWDER, CRAB MEAT, AND ANIMAL FOOD.

5/ THIS ITEM IS INCLUDED WITH MISCELLANEOUS PRODUCTS.

6/ INCLUDES MARINE PEARL-SHELL BUTTONS, OYSTER-SHELL GRIT AND UNBURNED LIME, AND MISCELLANEOUS MEAL AND OIL.

7/ INCLUDES CANNED FISH CAKES AND ANIMAL FOOD; MENHADEN FISH SOLUBLES; OYSTER-SHELL GRIT, BURNED, AND UNBURNED. LIME/PEARL ESSENCE; AND MISCELLANEOUS MEAL, SCRAP, AND OIL.

NOTE:--SOME OF THE ABOVE PRODUCTS MAY HAVE BEEN MANUFACTURED FROM PRODUCTS IMPORTED FROM ANOTHER STATE OR A FOREIGN COUNTRY; THEREFORE THEY CANNOT BE CORRELATED DIRECTLY WITH THE CATCH WITHIN THE STATE.

## SUMMARY OF MANUFACTURED FISHERY PRODUCTS, VARIOUS YEARS

| SUMMARY OF PRODUCTS                |      | YEAR           | UNIT       | QUANTITY   | VALUE |
|------------------------------------|------|----------------|------------|------------|-------|
| ITEM                               |      |                |            |            |       |
| PACKAGED FISH. . . . .             | 1949 | POUNDS         | 451,158    | \$122,330  |       |
| CANNED FISH AND SHELLFISH. . . . . | 1949 | STANDARD CASES | 228,273    | 1,816,065  |       |
| FISHERY BYPRODUCTS . . . . .       | 1949 | -              | -          | 5,197,006  |       |
| PACKAGED SHELLFISH . . . . .       | 1940 | POUNDS         | 45,404,785 | 7,020,372  |       |
| SALTED, DRIED AND PICKLED. . . . . | 1940 | POUNDS         | 7,403,600  | 247,387    |       |
| SMOKED AND KIPPERED . . . . .      | 1940 | POUNDS         | 619,300    | 188,200    |       |
| TOTAL . . . . .                    | -    | -              | -          | 14,591,360 |       |

CHESAPEAKE FISHERIES

145

MARYLAND

OPERATING UNITS BY GEAR, 1949

| ITEM                    | HAUL SEINES, COMMON | GILL NETS |         |         |
|-------------------------|---------------------|-----------|---------|---------|
|                         |                     | ANCHOR    | DRIFT   | STAKE   |
|                         | NUMBER              | NUMBER    | NUMBER  | NUMBER  |
| FISHERMEN:              |                     |           |         |         |
| ON VESSELS . . . . .    | -                   | -         | 39      | -       |
| ON BOATS AND SHORE:     |                     |           |         |         |
| REGULAR . . . . .       | 483                 | 119       | 351     | 479     |
| CASUAL . . . . .        | 709                 | 136       | 212     | 216     |
| TOTAL . . . . .         | 1,192               | 255       | 602     | 695     |
| VESSELS, MOTOR          | -                   | -         | 13      | -       |
| NET TONNAGE . . . . .   | -                   | -         | 168     | -       |
| BOATS:                  |                     |           |         |         |
| MOTOR . . . . .         | 272                 | 133       | 286     | 394     |
| OTHER . . . . .         | 339                 | 8         | 8       | 50      |
| APPARATUS:              |                     |           |         |         |
| NUMBER . . . . .        | 272                 | 133       | 307     | 428     |
| LENGTH, YARDS . . . . . | 85,200              | -         | -       | -       |
| SQUARE YARDS . . . . .  | -                   | 232,600   | 997,100 | 944,400 |

| ITEM                             | LINES  |                          |                           | POUND NETS |
|----------------------------------|--------|--------------------------|---------------------------|------------|
|                                  | HAND   | TRAWL OR TROT WITH HOOKS | TROT WITH BAITS OR SNOODS |            |
|                                  | NUMBER | NUMBER                   | NUMBER                    | NUMBER     |
| FISHERMEN:                       |        |                          |                           |            |
| ON VESSELS . . . . .             | -      | 3                        | -                         | -          |
| ON BOATS AND SHORE:              |        |                          |                           |            |
| REGULAR . . . . .                | 69     | 4                        | 864                       | 364        |
| CASUAL . . . . .                 | 97     | 6                        | 273                       | 273        |
| TOTAL . . . . .                  | 166    | 13                       | 1,137                     | 637        |
| VESSELS, MOTOR                   | -      | 1                        | -                         | -          |
| NET TONNAGE . . . . .            | -      | 7                        | -                         | -          |
| BOATS:                           |        |                          |                           |            |
| MOTOR . . . . .                  | 71     | 8                        | 1,043                     | 220        |
| OTHER . . . . .                  | -      | 1                        | 84                        | 185        |
| APPARATUS:                       |        |                          |                           |            |
| NUMBER . . . . .                 | 264    | 12                       | 1,137                     | 585        |
| HOOKS, BAITS OR SNOODS . . . . . | 500    | 3,500                    | 732,300                   | -          |

| ITEM                     | FYKE NETS, FISH | DIP NETS, COMMON | OTTER TRAWLS, FISH | POTS   |
|--------------------------|-----------------|------------------|--------------------|--------|
|                          |                 |                  |                    | CRAB   |
|                          | NUMBER          | NUMBER           | NUMBER             | NUMBER |
| FISHERMEN:               |                 |                  |                    |        |
| ON VESSELS . . . . .     | -               | -                | 62                 | -      |
| ON BOATS AND SHORE:      |                 |                  |                    |        |
| REGULAR . . . . .        | 91              | 123              | -                  | 320    |
| CASUAL . . . . .         | 66              | 634              | -                  | 116    |
| TOTAL . . . . .          | 157             | 757              | 62                 | 436    |
| VESSELS, MOTOR           | -               | -                | 12                 | -      |
| NET TONNAGE . . . . .    | -               | -                | 217                | -      |
| BOATS:                   |                 |                  |                    |        |
| MOTOR . . . . .          | 106             | 108              | -                  | 391    |
| OTHER . . . . .          | 19              | 649              | -                  | -      |
| APPARATUS:               |                 |                  |                    |        |
| NUMBER . . . . .         | 375             | 757              | 12                 | 19,100 |
| YARDS AT MOUTH . . . . . | -               | -                | 270                | -      |

(CONTINUED ON NEXT PAGE)

## CHESAPEAKE FISHERIES

## MARYLAND: OPERATING UNITS BY GFAR, 1949 - Continued

| ITEM                        | POTS - CONTINUED |                                     |                                       | SCRAPES<br>NUMBER                     |
|-----------------------------|------------------|-------------------------------------|---------------------------------------|---------------------------------------|
|                             | EEL              | FISH                                | TURTLE                                |                                       |
|                             | NUMBER           | NUMBER                              | NUMBER                                |                                       |
| FISHERMEN:                  |                  |                                     |                                       |                                       |
| ON BOATS AND SHORE:         |                  |                                     |                                       |                                       |
| REGULAR . . . . .           | 223              | 61                                  | 32                                    | 296                                   |
| CASUAL . . . . .            | 261              | 46                                  | 12                                    | 48                                    |
| TOTAL . . . . .             | 484              | 107                                 | 44                                    | 344                                   |
| BOATS:                      |                  |                                     |                                       |                                       |
| MOTOR . . . . .             | 290              | 64                                  | 27                                    | 275                                   |
| OTHER . . . . .             | 91               | 12                                  | 9                                     | -                                     |
| APPARATUS:                  |                  |                                     |                                       |                                       |
| NUMBER . . . . .            | 21,268           | 786                                 | 461                                   | 354                                   |
| YARDS AT MOUTH . . . . .    | -                | -                                   | -                                     | 442                                   |
| ITEM                        | DREDGES          |                                     |                                       | TONGS<br>OYSTER<br>NUMBER             |
|                             | CRAB             | OYSTER<br>COMMON                    | OTHER                                 |                                       |
|                             | NUMBER           | NUMBER                              | NUMBER                                |                                       |
| FISHERMEN:                  |                  |                                     |                                       |                                       |
| ON VESSELS . . . . .        | 6                | 458                                 | -                                     | -                                     |
| ON BOATS AND SHORE:         |                  |                                     |                                       |                                       |
| REGULAR . . . . .           | 18               | 96                                  | 11                                    | 3,482                                 |
| CASUAL . . . . .            | 3                | -                                   | -                                     | 551                                   |
| TOTAL . . . . .             | 27               | 554                                 | 11                                    | 4,033                                 |
| VESSELS:                    |                  |                                     |                                       |                                       |
| MOTOR . . . . .             | 2                | 8                                   | -                                     | -                                     |
| NET TONNAGE . . . . .       | 24               | 72                                  | -                                     | -                                     |
| SAIL . . . . .              | -                | 111                                 | -                                     | -                                     |
| NET TONNAGE . . . . .       | -                | 1,227                               | -                                     | -                                     |
| TOTAL VESSELS . . . . .     | 2                | 119                                 | -                                     | -                                     |
| TOTAL NET TONNAGE . . . . . | 24               | 1,299                               | -                                     | -                                     |
| BOATS:                      |                  |                                     |                                       |                                       |
| MOTOR . . . . .             | 15               | 48                                  | 7                                     | 2,802                                 |
| OTHER . . . . .             | -                | -                                   | -                                     | 159                                   |
| APPARATUS:                  |                  |                                     |                                       |                                       |
| NUMBER . . . . .            | 30               | 312                                 | 7                                     | 4,033                                 |
| YARDS AT MOUTH . . . . .    | 26               | 404                                 | 16                                    | -                                     |
| ITEM                        | TONGS,<br>CONT'D | RAKES, THAN<br>OTHER FOR<br>OYSTERS | BY HAND,<br>OTHER THAN<br>FOR OYSTERS | TOTAL,<br>EXCLUSIVE OF<br>DUPLICATION |
|                             | OTHER            |                                     |                                       |                                       |
|                             | NUMBER           |                                     |                                       |                                       |
| FISHERMEN:                  |                  |                                     |                                       |                                       |
| ON VESSELS . . . . .        | -                | -                                   | -                                     | 532                                   |
| ON BOATS AND SHORE:         |                  |                                     |                                       |                                       |
| REGULAR . . . . .           | 30               | 70                                  | 194                                   | 5,082                                 |
| CASUAL . . . . .            | 19               | 14                                  | 173                                   | 2,996                                 |
| TOTAL . . . . .             | 49               | 84                                  | 367                                   | 8,610                                 |
| VESSELS:                    |                  |                                     |                                       |                                       |
| MOTOR . . . . .             | -                | -                                   | -                                     | 24                                    |
| NET TONNAGE . . . . .       | -                | -                                   | -                                     | 340                                   |
| SAIL . . . . .              | -                | -                                   | -                                     | 111                                   |
| NET TONNAGE . . . . .       | -                | -                                   | -                                     | 1,227                                 |
| TOTAL VESSELS . . . . .     | -                | -                                   | -                                     | 135                                   |
| TOTAL NET TONNAGE . . . . . | -                | -                                   | -                                     | 1,567                                 |
| BOATS:                      |                  |                                     |                                       |                                       |
| MOTOR . . . . .             | 16               | 20                                  | 79                                    | 4,281                                 |
| OTHER . . . . .             | 24               | 43                                  | 120                                   | 1,749                                 |
| APPARATUS:                  |                  |                                     |                                       |                                       |
| NUMBER . . . . .            | 49               | 84                                  | -                                     | -                                     |

CHESAPEAKE FISHERIES

MARYLAND: CATCH BY GEAR, 1949

| SPECIES                                    | HAUL SEINES |         | GILL NETS |        |           |         |           |         |
|--|-------------|---------|-----------|--------|-----------|---------|-----------|---------|
|  |             |         | ANCHOR    |        | DRIFT     |         | STAKE     |         |
|  | POUNDS      | VALUE   | POUNDS    | VALUE  | POUNDS    | VALUE   | POUNDS    | VALUE   |
| ALEWIVES . . . . .                         | 101,100     | \$3,176 | 18,800    | \$423  | 38,500    | \$963   | 125,700   | \$2,606 |
| BLUEFISH . . . . .                         | 7,400       | 566     | -         | -      | 2,900     | 425     | 300       | 19      |
| BOWFIN . . . . .                           | 200         | 10      | -         | -      | -         | -       | -         | -       |
| BUTTERFISH . . . . .                       | -           | -       | -         | -      | 1,400     | 70      | -         | -       |
| CARP . . . . .                             | 278,300     | 16,992  | 500       | 26     | 1,400     | 81      | 7,400     | 336     |
| CATFISH AND BULLHEADS . . . . .            | 110,300     | 6,763   | 4,000     | 229    | 8,500     | 622     | 30,700    | 2,103   |
| CRAPPIE . . . . .                          | 300         | 17      | -         | -      | -         | -       | -         | -       |
| CROAKER . . . . .                          | 1,775,400   | 194,283 | 100       | 14     | 2,200     | 311     | 8,900     | 1,236   |
| EELS, COMMON . . . . .                     | 3,300       | 482     | 1,100     | 90     | 1,900     | 227     | 11,200    | 1,671   |
| FLOUNDERS . . . . .                        | 1,100       | 117     | 200       | 15     | -         | -       | 600       | 58      |
| GIZZARD SHAD . . . . .                     | 2,800       | 96      | 400       | 23     | -         | -       | 2,900     | 143     |
| HERRING, SEA . . . . .                     | -           | -       | -         | -      | 4,200     | 98      | -         | -       |
| HICKORY SHAD . . . . .                     | 8,600       | 434     | 1,500     | 103    | 3,000     | 196     | 11,800    | 845     |
| MACKEREL . . . . .                         | -           | -       | -         | -      | 357,600   | 32,184  | -         | -       |
| MENHADEN . . . . .                         | 119,400     | 1,198   | 1,800     | 18     | 2,000     | 20      | 5,000     | 50      |
| PIKE OR PICKEREL . . . . .                 | 3,400       | 771     | 1,100     | 186    | -         | -       | 4,500     | 789     |
| SAND PERCH . . . . .                       | 7,900       | 387     | 100       | 2      | -         | -       | -         | -       |
| SEA TROUT OR WEAKFISH, GRAY SHAD . . . . . | 33,900      | 5,100   | 300       | 53     | 700       | 105     | 400       | 72      |
| SHARKS . . . . .                           | 8,000       | 1,133   | 125,600   | 18,090 | 134,000   | 20,175  | 270,600   | 45,888  |
| SPOT . . . . .                             | -           | -       | -         | -      | 18,500    | 370     | -         | -       |
| STRIPED BASS . . . . .                     | 183,800     | 16,831  | -         | -      | 300       | 30      | 500       | 52      |
| SUCKERS . . . . .                          | 745,700     | 150,046 | 123,600   | 27,601 | 374,100   | 80,111  | 624,200   | 132,714 |
| SUNFISH . . . . .                          | 8,900       | 405     | 100       | 7      | -         | -       | 300       | 14      |
| WHITE PERCH . . . . .                      | 300         | 14      | -         | -      | -         | -       | 800       | 41      |
| YELLOW PERCH . . . . .                     | 316,400     | 25,939  | 29,000    | 2,673  | 96,100    | 8,477   | 116,900   | 10,811  |
| YELLOW PIKE . . . . .                      | 40,200      | 5,982   | 4,000     | 594    | 3,900     | 512     | 18,500    | 3,079   |
| UNCLASSIFIED, FOR FOOD . . . . .           | 100         | 17      | -         | -      | -         | -       | 200       | 13      |
| UNCLASSIFIED, FOR FOOD . . . . .           | 100         | 3       | -         | -      | 200       | 10      | 200       | 13      |
| TOTAL . . . . .                            | 3,756,900   | 430,762 | 312,200   | 50,147 | 1,051,400 | 144,987 | 1,241,400 | 202,740 |

| SPECIES                                    | LINES  |         |                          |       |                           |           |            |           |
|--|--------|---------|--------------------------|-------|---------------------------|-----------|------------|-----------|
|  | HAND   |         | TRAWL OR TROT WITH HOOKS |       | TROT WITH BAITS OR SNOODS |           | POUND NETS |           |
|  | POUNDS | VALUE   | POUNDS                   | VALUE | POUNDS                    | VALUE     | POUNDS     | VALUE     |
| ALEWIVES . . . . .                         | -      | -       | -                        | -     | -                         | -         | 4,645,300  | \$106,399 |
| BLUEFISH . . . . .                         | 17,000 | \$2,500 | -                        | -     | -                         | -         | 46,100     | 3,946     |
| BUTTERFISH . . . . .                       | -      | -       | -                        | -     | -                         | -         | 5,800      | 567       |
| CARP . . . . .                             | -      | -       | -                        | -     | -                         | -         | 36,500     | 1,876     |
| CATFISH AND BULLHEADS . . . . .            | -      | -       | 10,800                   | \$756 | -                         | -         | 109,500    | 6,744     |
| CRAPPIE . . . . .                          | -      | -       | 32,600                   | 1,304 | -                         | -         | -          | -         |
| CROAKER . . . . .                          | -      | -       | -                        | -     | -                         | -         | 400        | 25        |
| DRUM, BLACK . . . . .                      | 1,900  | 259     | -                        | -     | -                         | -         | 337,900    | 46,012    |
| EELS, COMMON . . . . .                     | -      | -       | -                        | -     | -                         | -         | 4,600      | 233       |
| FLOUNDERS . . . . .                        | 2,400  | 288     | -                        | -     | -                         | -         | 13,300     | 1,489     |
| GIZZARD SHAD . . . . .                     | -      | -       | -                        | -     | -                         | -         | 52,600     | 4,846     |
| HICKORY SHAD . . . . .                     | -      | -       | -                        | -     | -                         | -         | 6,500      | 268       |
| MENHADEN . . . . .                         | -      | -       | -                        | -     | -                         | -         | 11,300     | 644       |
| PIKE OR PICKEREL . . . . .                 | -      | -       | -                        | -     | -                         | -         | 1,551,900  | 12,389    |
| SAND PERCH . . . . .                       | -      | -       | -                        | -     | -                         | -         | 7,800      | 1,487     |
| SEA BASS . . . . .                         | 2,300  | 184     | -                        | -     | -                         | -         | 1,800      | 86        |
| SEA TROUT OR WEAKFISH, GRAY SHAD . . . . . | 7,100  | 568     | -                        | -     | -                         | -         | 307,100    | 41,521    |
| SHARKS . . . . .                           | -      | -       | -                        | -     | -                         | -         | 544,600    | 88,548    |
| SPOT . . . . .                             | 1,100  | 22      | -                        | -     | -                         | -         | -          | -         |
| STRIPED BASS . . . . .                     | 1,000  | 80      | -                        | -     | -                         | -         | 33,100     | 3,681     |
| STURGEON . . . . .                         | 22,300 | 3,540   | -                        | -     | -                         | -         | 722,200    | 143,106   |
| SUCKERS . . . . .                          | -      | -       | -                        | -     | -                         | -         | 200        | 62        |
| TAUTOG . . . . .                           | -      | -       | -                        | -     | -                         | -         | 1,000      | 52        |
| WHITE PERCH . . . . .                      | 400    | 28      | -                        | -     | -                         | -         | 100        | 12        |
| YELLOW PERCH . . . . .                     | -      | -       | -                        | -     | -                         | -         | 476,300    | 37,209    |
| UNCLASSIFIED, FOR FOOD . . . . .           | -      | -       | -                        | -     | -                         | -         | 11,200     | 1,671     |
| UNCLASSIFIED, FOR FOOD . . . . .           | -      | -       | -                        | -     | -                         | -         | 1,600      | 73        |
| CRABS, BLUE:                               | -      | -       | -                        | -     | -                         | -         | -          | -         |
| HARD . . . . .                             | -      | -       | -                        | -     | 15,465,100                | \$604,354 | -          | -         |
| SOFT AND PEELERS . . . . .                 | -      | -       | -                        | -     | 158,600                   | 27,382    | -          | -         |
| TURTLES, SNAPPER . . . . .                 | 2,000  | 160     | -                        | -     | -                         | -         | -          | -         |
| TOTAL . . . . .                            | 57,500 | 7,629   | 43,400                   | 2,060 | 15,623,700                | 631,736   | 8,928,700  | 502,946   |

(CONTINUED ON NEXT PAGE)

## CHESAPEAKE FISHERIES

MARYLAND: CATCH BY GEAR, 1949 - Continued

| SPECIES                               | FYKE NETS |        | DIP NETS |        | OTTER TRAWLS |         |
|---------------------------------------|-----------|--------|----------|--------|--------------|---------|
|                                       | POUNDS    | VALUE  | POUNDS   | VALUE  | POUNDS       | VALUE   |
| ALEWIVES . . . . .                    | 36,200    | \$981  | -        | -      | -            | -       |
| BLUEFISH . . . . .                    | -         | -      | -        | -      | 13,000       | \$1,880 |
| BUTTERFISH . . . . .                  | -         | -      | -        | -      | 96,800       | 4,840   |
| CARP . . . . .                        | 36,700    | 2,149  | -        | -      | -            | -       |
| CATFISH AND BULLHEADS . . . . .       | 95,900    | 5,714  | -        | -      | -            | -       |
| COD . . . . .                         | -         | -      | -        | -      | 1,200        | 48      |
| CRAPPIE . . . . .                     | 1,700     | 108    | -        | -      | -            | -       |
| CROAKER . . . . .                     | 200       | 29     | -        | -      | 225,400      | 29,880  |
| DOLPHIN . . . . .                     | -         | -      | -        | -      | 200          | 12      |
| DRUM:                                 | -         | -      | -        | -      | -            | -       |
| BLACK . . . . .                       | -         | -      | -        | -      | 5,500        | 330     |
| RED OR REDFISH . . . . .              | -         | -      | -        | -      | 1,100        | 88      |
| EELS:                                 | -         | -      | -        | -      | -            | -       |
| COMMON . . . . .                      | 4,000     | 548    | -        | -      | 4,200        | 126     |
| CONGER . . . . .                      | -         | -      | -        | -      | 724,500      | 101,200 |
| FLOUNDERS . . . . .                   | 1,300     | 169    | -        | -      | -            | -       |
| GIZZARD SHAD . . . . .                | 500       | 27     | -        | -      | -            | -       |
| HAKE:                                 | -         | -      | -        | -      | -            | -       |
| RED . . . . .                         | -         | -      | -        | -      | 1,600        | 48      |
| WHITE . . . . .                       | -         | -      | -        | -      | 800          | 32      |
| HALIBUT . . . . .                     | -         | -      | -        | -      | 500          | 75      |
| HARVESTFISH OR "STARFISH" . . . . .   | -         | -      | -        | -      | 28,900       | 1,445   |
| HICKORY SHAD . . . . .                | 900       | 48     | -        | -      | -            | -       |
| KING WHITING OR "KINGFISH" . . . . .  | -         | -      | -        | -      | 5,000        | 450     |
| MACKEREL . . . . .                    | -         | -      | -        | -      | 5,600        | 504     |
| MENHADEN . . . . .                    | 200       | 4      | -        | -      | -            | -       |
| PIKE OR PICKEREL . . . . .            | 5,600     | 1,301  | -        | -      | -            | -       |
| SAND PERCH . . . . .                  | 600       | 31     | -        | -      | 600          | 18      |
| SCUP OR PORGY . . . . .               | -         | -      | -        | -      | 1,524,400    | 66,683  |
| SEA BASS . . . . .                    | -         | -      | -        | -      | 433,300      | 34,664  |
| SEA TROUT OR WEAKFISH, GRAY . . . . . | 1,000     | 140    | -        | -      | 263,600      | 21,058  |
| SHAD . . . . .                        | 200       | 30     | -        | -      | 300          | 30      |
| SHARKS . . . . .                      | -         | -      | -        | -      | 9,600        | 192     |
| SKATES . . . . .                      | -         | -      | -        | -      | 800          | 8       |
| SPOT . . . . .                        | 200       | 16     | -        | -      | 29,800       | 2,980   |
| STRIPED BASS . . . . .                | 10,000    | 2,119  | -        | -      | 6,900        | 1,044   |
| STURGEON . . . . .                    | -         | -      | -        | -      | 4,400        | 1,100   |
| SUCKERS . . . . .                     | 1,100     | 66     | -        | -      | -            | -       |
| SUNFISH . . . . .                     | 100       | 2      | -        | -      | -            | -       |
| SMELLFISH . . . . .                   | -         | -      | -        | -      | 800          | 24      |
| TAUTOG . . . . .                      | -         | -      | -        | -      | 5,100        | 357     |
| TILEFISH . . . . .                    | -         | -      | -        | -      | 100          | 8       |
| TUNA, LITTLE . . . . .                | -         | -      | -        | -      | 700          | 28      |
| WHITE PERCH . . . . .                 | 65,200    | 6,102  | -        | -      | 1,200        | 36      |
| WHITING . . . . .                     | -         | -      | -        | -      | 3,400        | 68      |
| YELLOW PERCH . . . . .                | 104,400   | 15,648 | -        | -      | -            | -       |
| CRABS, BLUE:                          | -         | -      | -        | -      | -            | -       |
| HARD . . . . .                        | -         | -      | 11,300   | \$562  | -            | -       |
| SOFT AND PEELERS . . . . .            | -         | -      | 153,800  | 28,410 | -            | -       |
| LOBSTERS, NORTHERN . . . . .          | -         | -      | -        | -      | 1,100        | 235     |
| SHRIMP . . . . .                      | -         | -      | -        | -      | 300          | 90      |
| CONCHS . . . . .                      | -         | -      | -        | -      | 80,600       | 4,163   |
| SCALLOPS, SEA . . . . .               | -         | -      | -        | -      | 300          | 90      |
| SQUID . . . . .                       | -         | -      | -        | -      | 47,700       | 3,339   |
| TOTAL . . . . .                       | 366,000   | 35,232 | 165,100  | 28,972 | 3,529,300    | 277,203 |

| SPECIES                         | POTS      |          | SCRAPES   |         | DREDGES |        |
|---------------------------------|-----------|----------|-----------|---------|---------|--------|
|                                 | POUNDS    | VALUE    | POUNDS    | VALUE   | POUNDS  | VALUE  |
| CATFISH AND BULLHEADS . . . . . | 201,800   | \$14,126 | -         | -       | -       | -      |
| EELS, COMMON . . . . .          | 784,400   | 106,249  | -         | -       | -       | -      |
| HOGCHOKER . . . . .             | -         | -        | -         | -       | 3,300   | \$132  |
| CRABS, BLUE:                    | -         | -        | -         | -       | -       | -      |
| HARD . . . . .                  | 6,276,400 | 256,560  | 86,000    | \$2,870 | 293,400 | 19,100 |
| SOFT AND PEELERS . . . . .      | 77,900    | 13,655   | 1,940,800 | 324,000 | -       | -      |
| CLAMS:                          | -         | -        | -         | -       | -       | -      |
| HARD:                           | -         | -        | -         | -       | -       | -      |
| PUBLIC . . . . .                | -         | -        | -         | -       | 1,400   | 560    |
| PRIVATE . . . . .               | -         | -        | -         | -       | 900     | 360    |
| SOFT, PUBLIC . . . . .          | -         | -        | -         | -       | 1,600   | 225    |

(CONTINUED ON NEXT PAGE)



CHESAPEAKE FISHERIES

MARYLAND: CATCH BY GEAR, 1949 - Continued

| SPECIES                          | POTS      |         | SCRAPES   |           | DREDGES   |           |
|----------------------------------|-----------|---------|-----------|-----------|-----------|-----------|
|                                  | POUNDS    | VALUE   | POUNDS    | VALUE     | POUNDS    | VALUE     |
| OYSTERS, MARKET:                 |           |         |           |           |           |           |
| PUBLIC, SPRING . . . . .         | -         | -       | -         | -         | 1,436,500 | \$574,600 |
| PUBLIC, FALL . . . . .           | -         | -       | -         | -         | 1,479,000 | 591,640   |
| PRIVATE, SPRING . . . . .        | -         | -       | -         | -         | 233,000   | 100,140   |
| PRIVATE, FALL . . . . .          | -         | -       | -         | -         | 237,000   | 100,930   |
| TERRAPIN, DIAMOND-BACK . . . . . | -         | -       | -         | -         | 48,500    | 9,700     |
| TURTLES, SNAPPER . . . . .       | 50,700    | \$4,056 | -         | -         | -         | -         |
| TOTAL . . . . .                  | 7,391,200 | 394,646 | 2,026,800 | \$326,870 | 3,734,600 | 1,397,387 |

| SPECIES                          | TONGS      |           | RAKES   |          | BY HAND |          |
|----------------------------------|------------|-----------|---------|----------|---------|----------|
|                                  | POUNDS     | VALUE     | POUNDS  | VALUE    | POUNDS  | VALUE    |
| CLAMS, HARD.                     |            |           |         |          |         |          |
| PUBLIC . . . . .                 | 26,200     | \$10,480  | 61,000  | \$24,400 | 49,000  | \$19,600 |
| PRIVATE . . . . .                | 45,000     | 18,000    | 52,600  | 21,040   | -       | -        |
| OYSTERS, MARKET:                 |            |           |         |          |         |          |
| PUBLIC, SPRING . . . . .         | 4,775,200  | 1,849,660 | -       | -        | -       | -        |
| PUBLIC, FALL . . . . .           | 4,831,500  | 1,869,800 | -       | -        | -       | -        |
| PRIVATE, SPRING . . . . .        | 386,700    | 158,395   | -       | -        | -       | -        |
| PRIVATE, FALL . . . . .          | 338,800    | 141,640   | -       | -        | -       | -        |
| TERRAPIN, DIAMOND-BACK . . . . . | -          | -         | -       | -        | 187,500 | 37,500   |
| TOTAL . . . . .                  | 10,403,400 | 4,047,975 | 113,600 | 45,440   | 236,500 | 57,100   |

VIRGINIA

OPERATING UNITS BY GEAR, 1949

| ITEM                      | PURSE SEINES,<br>MENHADEN | HAUL<br>SEINES,<br>COMMON | GILL NETS |           |         |
|---------------------------|---------------------------|---------------------------|-----------|-----------|---------|
|                           |                           |                           | ANCHOR    | DRIFT     | STAKE   |
|                           |                           |                           | NUMBER    | NUMBER    | NUMBER  |
| FISHERMEN:                |                           |                           |           |           |         |
| ON VESSELS . . . . .      | 484                       | 95                        | -         | 75        | -       |
| ON BOATS AND SHORE:       |                           |                           |           |           |         |
| REGULAR . . . . .         | -                         | 629                       | 68        | 334       | 478     |
| CASUAL . . . . .          | -                         | 683                       | 38        | 737       | 351     |
| TOTAL . . . . .           | 484                       | 1,407                     | 106       | 1,146     | 829     |
| VESSELS, MOTOR . . . . .  | 18                        | 19                        | -         | 25        | -       |
| NET TONNAGE . . . . .     | 1,090                     | 124                       | -         | 230       | -       |
| BOATS:                    |                           |                           |           |           |         |
| MOTOR . . . . .           | -                         | 299                       | 50        | 507       | 447     |
| OTHER . . . . .           | -                         | 336                       | 6         | 82        | 59      |
| ACCESSORY BOATS . . . . . | 54                        | 19                        | -         | -         | -       |
| APPARATUS:                |                           |                           |           |           |         |
| NUMBER . . . . .          | 18                        | 318                       | 56        | 617       | 612     |
| LENGTH, YARDS . . . . .   | 6,750                     | 202,480                   | -         | -         | -       |
| SQUARE YARDS . . . . .    | -                         | -                         | 25,000    | 1,093,580 | 477,800 |

| ITEM                 | LINES  |                             |                              | POUND<br>NETS | STOP<br>NETS |
|----------------------|--------|-----------------------------|------------------------------|---------------|--------------|
|                      | HAND   | TRAWL OR TROT<br>WITH HOOKS | TROT WITH<br>BAITS OR SNOODS |               |              |
|                      | NUMBER | NUMBER                      | NUMBER                       |               |              |
| FISHERMEN:           |        |                             |                              |               |              |
| ON VESSELS . . . . . | -      | -                           | 4                            | -             | -            |
| ON BOATS AND SHORE:  |        |                             |                              |               |              |
| REGULAR . . . . .    | 65     | 5                           | 500                          | 910           | 12           |
| CASUAL . . . . .     | 98     | 5                           | 149                          | 685           | -            |
| TOTAL . . . . .      | 163    | 10                          | 653                          | 1,595         | 12           |

(CONTINUED ON NEXT PAGE)

## CHESAPEAKE FISHERIES

VIRGINIA: OPERATING UNITS 1949 - Continued

| ITEM                        | LINES         |                          |                           | POUNDS NETS        | STOP NETS     |
|-----------------------------|---------------|--------------------------|---------------------------|--------------------|---------------|
|                             | HAND          | TRAWL OR TROT WITH HOOKS | TROT WITH BAITS OR SNOODS |                    |               |
|                             | <u>NUMBER</u> | <u>NUMBER</u>            | <u>NUMBER</u>             | <u>NUMBER</u>      | <u>NUMBER</u> |
| VESSELS, MOTOR. . . . .     | -             | -                        | 2                         | -                  | -             |
| NET TONNAGE . . . . .       | -             | -                        | 10                        | -                  | -             |
| BOATS:                      |               |                          |                           |                    |               |
| MOTOR . . . . .             | 82            | 9                        | 607                       | 465                | 5             |
| OTHER . . . . .             | 11            | 1                        | 25                        | 407                | 1             |
| APPARATUS:                  |               |                          |                           |                    |               |
| NUMBER . . . . .            | 555           | 10                       | 634                       | 1,293              | 6             |
| LENGTH, YARDS . . . . .     | -             | -                        | -                         | -                  | 4,400         |
| HOOKS, BAITS OR SNOODS. . . | 690           | 3,900                    | 389,450                   | -                  | -             |
| ITEM                        | FYKE NETS     |                          | DIP NETS, COMMON          | OTTER TRAWLS, FISH | SLAT TRAPS    |
|                             | CRAB          | FISH                     |                           |                    |               |
|                             | <u>NUMBER</u> | <u>NUMBER</u>            | <u>NUMBER</u>             | <u>NUMBER</u>      | <u>NUMBER</u> |
| FISHERMEN:                  |               |                          |                           |                    |               |
| ON VESSELS. . . . .         | -             | -                        | -                         | 261                | -             |
| ON BOATS AND SHORE:         |               |                          |                           |                    |               |
| REGULAR . . . . .           | 169           | 152                      | 252                       | 6                  | -             |
| CASUAL . . . . .            | 55            | 81                       | 167                       | -                  | 4             |
| TOTAL . . . . .             | 224           | 233                      | 419                       | 267                | 4             |
| VESSELS, MOTOR. . . . .     | -             | -                        | -                         | 50                 | -             |
| NET TONNAGE . . . . .       | -             | -                        | -                         | 1,220              | -             |
| BOATS:                      |               |                          |                           |                    |               |
| MOTOR . . . . .             | 171           | 157                      | 156                       | 2                  | -             |
| OTHER . . . . .             | 21            | 12                       | 263                       | -                  | 4             |
| APPARATUS:                  |               |                          |                           |                    |               |
| NUMBER . . . . .            | 1,051         | 776                      | 419                       | 52                 | 4             |
| YARDS AT MOUTH. . . . .     | -             | -                        | -                         | 1,125              | -             |
| ITEM                        | POTS          |                          |                           |                    | SCRAPES       |
|                             | CRAB          | EEL                      | FISH                      | TURTLE             |               |
|                             | <u>NUMBER</u> | <u>NUMBER</u>            | <u>NUMBER</u>             | <u>NUMBER</u>      | <u>NUMBER</u> |
| FISHERMEN:                  |               |                          |                           |                    |               |
| ON BOATS AND SHORE:         |               |                          |                           |                    |               |
| REGULAR . . . . .           | 839           | 135                      | 88                        | 20                 | 140           |
| CASUAL . . . . .            | 352           | 57                       | 37                        | 14                 | 43            |
| TOTAL . . . . .             | 1,191         | 192                      | 125                       | 34                 | 183           |
| BOATS:                      |               |                          |                           |                    |               |
| MOTOR . . . . .             | 1,028         | 151                      | 73                        | 21                 | 112           |
| OTHER . . . . .             | -             | 6                        | 5                         | 14                 | -             |
| APPARATUS:                  |               |                          |                           |                    |               |
| NUMBER . . . . .            | 51,400        | 2,786                    | 1,628                     | 374                | 163           |
| YARDS AT MOUTH . . . . .    | -             | -                        | -                         | -                  | 163           |
| ITEM                        | DREDGES       |                          | TONGS                     |                    | RAKES         |
|                             | CRABS         | OYSTER, COMMON           | OYSTER                    | OTHER              | OYSTER        |
|                             | <u>NUMBER</u> | <u>NUMBER</u>            | <u>NUMBER</u>             | <u>NUMBER</u>      | <u>NUMBER</u> |
| FISHERMEN:                  |               |                          |                           |                    |               |
| ON VESSELS. . . . .         | 277           | 318                      | 186                       | 4                  | -             |
| ON BOATS AND SHORE:         |               |                          |                           |                    |               |
| REGULAR . . . . .           | 134           | 507                      | 1,572                     | 304                | 26            |
| CASUAL . . . . .            | -             | 13                       | 662                       | 199                | 40            |
| TOTAL . . . . .             | 411           | 838                      | 2,420                     | 507                | 66            |
| VESSELS, MOTOR. . . . .     | 95            | 115                      | 78                        | 2                  | -             |
| NET TONNAGE . . . . .       | 1,008         | 1,159                    | 451                       | 12                 | -             |
| BOATS:                      |               |                          |                           |                    |               |
| MOTOR . . . . .             | 82            | 246                      | 1,580                     | 269                | 16            |
| OTHER . . . . .             | -             | 37                       | 190                       | 137                | 45            |
| APPARATUS:                  |               |                          |                           |                    |               |
| NUMBER . . . . .            | 339           | 524                      | 2,420                     | 504                | 66            |
| YARDS AT MOUTH. . . . .     | 485           | 591                      | -                         | -                  | -             |

(CONTINUED ON NEXT PAGE)

VIRGINIA: OPERATING UNITS 1949 - Continued

| ITEM                      | RAKES - CONT'D. |        | BY HAND |        | TOTAL EXCLUSIVE OF DUPLICATION |
|---------------------------|-----------------|--------|---------|--------|--------------------------------|
|                           | OTHER           | OYSTER | OTHER   |        |                                |
| FISHERMEN:                | NUMBER          | NUMBER | NUMBER  | NUMBER | NUMBER                         |
| ON VESSELS . . . . .      | -               | -      | -       | -      | 1,618                          |
| ON BOATS AND SHORE:       |                 |        |         |        |                                |
| REGULAR . . . . .         | 339             | 389    | 303     |        | 4,191                          |
| CASUAL . . . . .          | 259             | 83     | 114     |        | 3,927                          |
| TOTAL . . . . .           | 598             | 472    | 417     |        | 9,736                          |
| VESSELS, MOTOR . . . . .  | -               | -      | -       | -      | 369                            |
| NET TONNAGE . . . . .     | -               | -      | -       | -      | 5,045                          |
| BOATS:                    |                 |        |         |        |                                |
| MOTOR . . . . .           | 124             | 90     | 63      |        | 3,641                          |
| OTHER . . . . .           | 358             | 307    | 258     |        | 2,118                          |
| ACCESSORY BOATS . . . . . | -               | -      | -       | -      | 73                             |
| APPARATUS:                |                 |        |         |        |                                |
| NUMBER . . . . .          | 598             | -      | -       | -      | -                              |

VIRGINIA: CATCH BY GEAR, 1949

| SPECIES                            | PURSE SEINES |             | HAUL SEINES |           | GILL NETS |        |           |         |
|------------------------------------|--------------|-------------|-------------|-----------|-----------|--------|-----------|---------|
|                                    | POUNDS       | VALUE       | POUNDS      | VALUE     | ANCHOR    |        | DRIFT     |         |
|                                    |              |             |             |           | POUNDS    | VALUE  | POUNDS    | VALUE   |
| ALEWIVES . . . . .                 | -            | -           | 697,900     | \$13,918  | -         | -      | 32,900    | \$660   |
| BLUEFISH . . . . .                 | -            | -           | 65,100      | 9,131     | 700       | \$102  | 1,400     | 224     |
| BUTTERFISH . . . . .               | -            | -           | 44,500      | 10,788    | -         | -      | 2,600     | 188     |
| CARP . . . . .                     | -            | -           | 738,200     | 42,771    | -         | -      | 2,100     | 175     |
| CATFISH AND BULLHEADS . . . . .    | -            | -           | 181,200     | 12,591    | -         | -      | 2,800     | 196     |
| CROAKER . . . . .                  | -            | -           | 6,608,800   | 983,030   | 20,500    | 2,969  | -         | -       |
| DRUM:                              |              |             |             |           |           |        |           |         |
| BLACK . . . . .                    | -            | -           | 5,000       | 143       | -         | -      | -         | -       |
| RED OR REDFISH . . . . .           | -            | -           | 18,900      | 1,197     | -         | -      | -         | -       |
| EELS, COMMON . . . . .             | -            | -           | 16,600      | 1,502     | -         | -      | -         | -       |
| FLOUNDERS . . . . .                | -            | -           | 229,600     | 32,686    | -         | -      | -         | -       |
| GIZZARD SHAD . . . . .             | -            | -           | 110,200     | 2,224     | -         | -      | 1,000     | 20      |
| HARVESTFISH OR STARFISH . . . . .  | -            | -           | 11,300      | 672       | -         | -      | -         | -       |
| HERRING, SEA . . . . .             | -            | -           | -           | -         | -         | -      | 9,600     | 192     |
| HICKORY SHAD . . . . .             | -            | -           | 16,300      | 652       | -         | -      | 3,900     | 156     |
| KING WHITING OR KINGFISH . . . . . | -            | -           | 24,800      | 2,272     | -         | -      | -         | -       |
| MACKEREL . . . . .                 | -            | -           | 2,100       | 88        | -         | -      | 2,338,200 | 238,430 |
| MENHADEN . . . . .                 | 126,430,300  | \$1,466,592 | 2,312,500   | 17,563    | -         | -      | 6,900     | 53      |
| MULLET . . . . .                   | -            | -           | 30,500      | 1,896     | 1,100     | 67     | 5,500     | 385     |
| PIG FISH . . . . .                 | -            | -           | 1,000       | 48        | -         | -      | -         | -       |
| POMPANO . . . . .                  | -            | -           | 100         | 24        | -         | -      | -         | -       |
| SAND PERCH . . . . .               | -            | -           | 400         | 12        | -         | -      | -         | -       |
| SEA BASS . . . . .                 | -            | -           | 1,100       | 132       | -         | -      | -         | -       |
| SEA TROUT OR WEAKFISH:             |              |             |             |           |           |        |           |         |
| GRAY . . . . .                     | -            | -           | 591,600     | 36,632    | 9,500     | 760    | -         | -       |
| SPOTTED . . . . .                  | -            | -           | 59,900      | 8,449     | -         | -      | -         | -       |
| SHAD . . . . .                     | -            | -           | 125,600     | 18,472    | -         | -      | 727,500   | 108,852 |
| SHARKS . . . . .                   | -            | -           | 22,100      | 663       | -         | -      | 304,500   | 9,135   |
| SPANISH MACKEREL . . . . .         | -            | -           | 600         | 90        | -         | -      | -         | -       |
| SPOT . . . . .                     | -            | -           | 4,847,000   | 235,912   | 148,600   | 6,504  | -         | -       |
| STRIPED BASS . . . . .             | -            | -           | 1,073,600   | 127,394   | -         | -      | 8,200     | 1,234   |
| STURGEON . . . . .                 | -            | -           | 700         | 175       | -         | -      | -         | -       |
| SUCKERS . . . . .                  | -            | -           | 800         | 36        | -         | -      | -         | -       |
| SWELLFISH . . . . .                | -            | -           | 64,200      | 1,926     | -         | -      | -         | -       |
| TAUTOG . . . . .                   | -            | -           | 1,200       | 73        | -         | -      | -         | -       |
| TUNA AND TUNALIKE FISHES:          |              |             |             |           |           |        |           |         |
| BONITO . . . . .                   | -            | -           | 4,200       | 480       | -         | -      | -         | -       |
| LITTLE . . . . .                   | -            | -           | 4,800       | 192       | -         | -      | -         | -       |
| WHITE PERCH . . . . .              | -            | -           | 251,700     | 12,727    | -         | -      | 6,700     | 349     |
| CRABS, BLUE, HARD . . . . .        | -            | -           | 9,500       | 149       | -         | -      | -         | -       |
| TERRAPIN, DIAMOND-BACK . . . . .   | -            | -           | 1,600       | 320       | -         | -      | -         | -       |
| TURTLES, SNAPPER . . . . .         | -            | -           | 1,100       | 88        | -         | -      | -         | -       |
| TOTAL . . . . .                    | 126,430,300  | 1,466,592   | 18,176,300  | 1,577,108 | 180,400   | 10,402 | 3,453,800 | 360,249 |

| SPECIES                         | GILL NETS-CONT'D. |         | LINES  |         |                          |         |                            |       |
|---------------------------------|-------------------|---------|--------|---------|--------------------------|---------|----------------------------|-------|
|                                 | STAKE             |         | HAND   |         | TRAWL OR TROT WITH HOOKS |         | TROT WITH BAITTS OR SNOODS |       |
|                                 | POUNDS            | VALUE   | POUNDS | VALUE   | POUNDS                   | VALUE   | POUNDS                     | VALUE |
| ALEWIVES . . . . .              | 65,400            | \$1,308 | -      | -       | -                        | -       | -                          | -     |
| BLUEFISH . . . . .              | 500               | 75      | 16,500 | \$1,974 | -                        | -       | -                          | -     |
| CARP . . . . .                  | 3,700             | 113     | -      | -       | -                        | -       | -                          | -     |
| CATFISH AND BULLHEADS . . . . . | 8,000             | 540     | -      | -       | 17,200                   | \$1,203 | -                          | -     |
| CROAKER . . . . .               | 3,500             | 490     | 12,000 | 1,792   | -                        | -       | -                          | -     |
| DRUM:                           |                   |         |        |         |                          |         |                            |       |
| BLACK . . . . .                 | -                 | -       | 300    | 24      | -                        | -       | -                          | -     |
| RED OR REDFISH . . . . .        | -                 | -       | 42,700 | 3,406   | -                        | -       | -                          | -     |

## CHESAPEAKE FISHERIES

## VIRGINIA: CATCH BY GEAR, 1949 - Continued

| SPECIES                    | GILL NETS-CONT'D. |         | LINES   |         |                          |          |                           |           |
|----------------------------|-------------------|---------|---------|---------|--------------------------|----------|---------------------------|-----------|
|                            | STAKE             |         | HAND    |         | TRAWL OR TROT WITH HOOKS |          | TROT WITH BAITS OR SNOODS |           |
|                            | POUNDS            | VALUE   | POUNDS  | VALUE   | POUNDS                   | VALUE    | POUNDS                    | VALUE     |
| FLOUNDERS . . . . .        | -                 | -       | 27,100  | \$4,060 | -                        | -        | -                         | -         |
| GIZZARD SHAD . . . . .     | 1,200             | \$24    | -       | -       | -                        | -        | -                         | -         |
| HICKORY SHAD . . . . .     | 11,700            | 468     | -       | -       | -                        | -        | -                         | -         |
| KING WHITING OR "KINGFISH" | -                 | -       | 300     | 26      | -                        | -        | -                         | -         |
| MENHADEN . . . . .         | 41,000            | 303     | -       | -       | -                        | -        | -                         | -         |
| MULLET . . . . .           | 5,300             | 318     | -       | -       | -                        | -        | -                         | -         |
| SCUP OR PORGY . . . . .    | -                 | -       | 16,800  | 1,749   | -                        | -        | -                         | -         |
| SEA BASS . . . . .         | -                 | -       | 33,700  | 3,370   | -                        | -        | -                         | -         |
| SEA TROUT OR WEAKFISH:     |                   |         |         |         |                          |          |                           |           |
| GRAY . . . . .             | 900               | 54      | 7,900   | 649     | -                        | -        | -                         | -         |
| SPOTTED . . . . .          | -                 | -       | 600     | 96      | -                        | -        | -                         | -         |
| SHAD . . . . .             | 595,300           | 87,303  | -       | -       | -                        | -        | -                         | -         |
| SHARKS . . . . .           | -                 | -       | 3,500   | 105     | -                        | -        | -                         | -         |
| SPOT . . . . .             | 140,700           | 6,134   | 8,900   | 890     | -                        | -        | -                         | -         |
| STRIPED BASS . . . . .     | 175,000           | 20,404  | -       | -       | -                        | -        | -                         | -         |
| TUNA AND TUNALIKE FISHES,  |                   |         |         |         |                          |          |                           |           |
| BONITO . . . . .           | -                 | -       | 100     | 11      | -                        | -        | -                         | -         |
| WHITE PERCH . . . . .      | 48,300            | 2,745   | -       | -       | -                        | -        | -                         | -         |
| CRABS, BLUE:               |                   |         |         |         |                          |          |                           |           |
| HARD . . . . .             | -                 | -       | -       | -       | 98,300                   | \$33,100 | 8,896,800                 | \$607,061 |
| SOFT AND PEELERS . . . . . | 600               | 128     | -       | -       | 1,600                    | 270      | 78,700                    | 13,275    |
| TURTLES, SHAPPER . . . . . | -                 | -       | 21,000  | 1,680   | -                        | -        | -                         | -         |
| TOTAL . . . . .            | 1,101,300         | 120,407 | 191,400 | 19,832  | 117,100                  | 34,573   | 8,975,500                 | 620,336   |

| SPECIES                           | POUND NETS |           | STOP NETS |         | FYKE NETS |          | DIP NETS |        |
|-----------------------------------|------------|-----------|-----------|---------|-----------|----------|----------|--------|
|                                   | POUNDS     | VALUE     | POUNDS    | VALUE   | POUNDS    | VALUE    | POUNDS   | VALUE  |
| ALEWIVES . . . . .                | 20,591,300 | \$361,330 | -         | -       | 601,800   | \$12,036 | -        | -      |
| BLUEFISH . . . . .                | 200,400    | 27,493    | -         | -       | -         | -        | -        | -      |
| BUTTERFISH . . . . .              | 765,200    | 43,738    | -         | -       | -         | -        | -        | -      |
| CARP . . . . .                    | 34,500     | 1,098     | 71,000    | \$3,580 | 72,100    | 2,840    | -        | -      |
| CATFISH AND BULLHEADS . . . . .   | 224,700    | 15,729    | -         | -       | 380,000   | 26,425   | -        | -      |
| CROAKER . . . . .                 | 4,103,800  | 614,071   | -         | -       | 8,300     | 1,118    | -        | -      |
| DRUM:                             |            |           |           |         |           |          |          |        |
| BLACK . . . . .                   | 50,800     | 1,998     | -         | -       | -         | -        | -        | -      |
| RED OR REDFISH . . . . .          | 14,400     | 1,009     | -         | -       | -         | -        | -        | -      |
| EELS, COMMON . . . . .            | 86,200     | 10,498    | -         | -       | 22,600    | 2,173    | -        | -      |
| FLOUNDERS . . . . .               | 447,400    | 60,361    | -         | -       | 15,400    | 2,045    | -        | -      |
| GIZZARD SHAD . . . . .            | 21,700     | 434       | -         | -       | 56,700    | 1,134    | -        | -      |
| HARVESTFISH OR STARFISH . . . . . | 525,300    | 29,393    | -         | -       | -         | -        | -        | -      |
| HERRING, SEA . . . . .            | 19,800     | 396       | -         | -       | -         | -        | -        | -      |
| HICKORY SHAD . . . . .            | 173,900    | 6,956     | -         | -       | 3,800     | 152      | -        | -      |
| KING WHITING OR "KINGFISH"        | 40,900     | 3,815     | -         | -       | -         | -        | -        | -      |
| MACKEREL . . . . .                | 104,300    | 17,203    | -         | -       | -         | -        | -        | -      |
| MENHADEN . . . . .                | 7,330,800  | 54,005    | -         | -       | 10,300    | 81       | -        | -      |
| MULLET . . . . .                  | 11,900     | 750       | -         | -       | 5,500     | 323      | -        | -      |
| PIGFISH . . . . .                 | 7,600      | 312       | -         | -       | -         | -        | -        | -      |
| SAND PERCH . . . . .              | 3,300      | 132       | -         | -       | -         | -        | -        | -      |
| SCUP OR PORGY . . . . .           | 12,200     | 992       | -         | -       | -         | -        | -        | -      |
| SEA BASS . . . . .                | 14,400     | 1,483     | -         | -       | -         | -        | -        | -      |
| SEA TROUT OR WEAKFISH:            |            |           |           |         |           |          |          |        |
| GRAY . . . . .                    | 4,501,000  | 282,497   | -         | -       | 17,800    | 1,188    | -        | -      |
| SPOTTED . . . . .                 | 48,400     | 7,001     | -         | -       | -         | -        | -        | -      |
| SHAD . . . . .                    | 1,220,600  | 183,229   | -         | -       | 131,000   | 18,991   | -        | -      |
| SHARKS . . . . .                  | 32,300     | 967       | -         | -       | -         | -        | -        | -      |
| SPANISH MACKEREL . . . . .        | 15,300     | 2,014     | -         | -       | -         | -        | -        | -      |
| SPOT . . . . .                    | 3,246,900  | 278,552   | -         | -       | 5,500     | 362      | -        | -      |
| STRIPED BASS . . . . .            | 481,200    | 59,762    | -         | -       | 167,700   | 24,002   | -        | -      |
| STURGEON . . . . .                | 3,100      | 775       | -         | -       | 1,000     | 30       | -        | -      |
| SUCKERS . . . . .                 | -          | -         | -         | -       | -         | 56       | -        | -      |
| SWELLFISH . . . . .               | 307,400    | 9,217     | -         | -       | -         | -        | -        | -      |
| TAUTOG . . . . .                  | 8,500      | 537       | -         | -       | -         | -        | -        | -      |
| TUNA AND TUNALIKE FISHES:         |            |           |           |         |           |          |          |        |
| BONITO . . . . .                  | 56,600     | 6,401     | -         | -       | -         | -        | -        | -      |
| LITTLE . . . . .                  | 19,300     | 772       | -         | -       | -         | -        | -        | -      |
| WHITE PERCH . . . . .             | 139,800    | 7,482     | -         | -       | 246,200   | 13,108   | -        | -      |
| YELLOW PERCH . . . . .            | 1,000      | 70        | -         | -       | 6,600     | 506      | -        | -      |
| CRAB, BLUE:                       |            |           |           |         |           |          |          |        |
| HARD . . . . .                    | 15,700     | 527       | -         | -       | 30,700    | 1,029    | 3,800    | \$133  |
| SOFT AND PEELERS . . . . .        | -          | -         | -         | -       | 908,600   | 154,043  | 115,500  | 19,540 |
| SQUID . . . . .                   | 6,100      | 300       | -         | -       | -         | -        | -        | -      |
| TERRAPIN, DIAMOND-BACK . . . . .  | -          | -         | -         | -       | 1,400     | 280      | -        | -      |
| TURTLES, LOGGERHEAD . . . . .     | 600        | 18        | -         | -       | -         | -        | -        | -      |
| TOTAL . . . . .                   | 44,898,600 | 2,093,306 | 71,000    | 3,580   | 2,693,100 | 261,922  | 119,300  | 19,673 |

(CONTINUED ON NEXT PAGE)

CHESAPEAKE FISHERIES

VIRGINIA: CATCH BY GEAR, 1949 - Continued

| SPECIES                      | OTTER TRAWLS |           | SLAT TRAPS |       | POTS       |           | SCRAPES |         |
|------------------------------|--------------|-----------|------------|-------|------------|-----------|---------|---------|
|                              | POUNDS       | VALUE     | POUNDS     | VALUE | POUNDS     | VALUE     | POUNDS  | VALUE   |
| ALELVIVES . . . . .          | -            | -         | 13,600     | \$272 | -          | -         | -       | -       |
| BLUEFISH . . . . .           | 20,500       | \$2,165   | -          | -     | -          | -         | -       | -       |
| BUTTERFISH . . . . .         | 181,000      | 12,876    | -          | -     | -          | -         | -       | -       |
| CATFISH AND BULLHEADS . .    | -            | -         | -          | -     | 632,600    | \$42,910  | -       | -       |
| COD . . . . .                | 3,200        | 157       | -          | -     | -          | -         | -       | -       |
| CROAKER . . . . .            | 1,623,800    | 233,054   | -          | -     | -          | -         | -       | -       |
| DRUM:                        |              |           |            |       |            |           |         |         |
| BLACK . . . . .              | 2,400        | 153       | -          | -     | -          | -         | -       | -       |
| RED OR REDFISH . . . . .     | 400          | 28        | -          | -     | -          | -         | -       | -       |
| EELS:                        |              |           |            |       |            |           |         |         |
| COMMON . . . . .             | -            | -         | -          | -     | 373,200    | 34,154    | -       | -       |
| CONGER . . . . .             | 25,100       | 753       | -          | -     | -          | -         | -       | -       |
| FLOUNDERS . . . . .          | 1,641,800    | 215,950   | -          | -     | -          | -         | -       | -       |
| HAKE, WHITE . . . . .        | 16,900       | 676       | -          | -     | -          | -         | -       | -       |
| HARVESTFISH OR "STARFISH" .  | 35,500       | 1,830     | -          | -     | -          | -         | -       | -       |
| HERRING, SEA . . . . .       | 52,000       | 1,339     | -          | -     | -          | -         | -       | -       |
| KING WHITING OR "KINGFISH"   | 123,100      | 11,370    | -          | -     | -          | -         | -       | -       |
| MACKEREL . . . . .           | 393,400      | 40,280    | -          | -     | -          | -         | -       | -       |
| PIGFISH . . . . .            | 3,600        | 158       | -          | -     | -          | -         | -       | -       |
| POLLOCK . . . . .            | 400          | 16        | -          | -     | -          | -         | -       | -       |
| SAND PERCH . . . . .         | 15,300       | 503       | -          | -     | -          | -         | -       | -       |
| SCUP OR PORGY . . . . .      | 5,955,400    | 408,361   | -          | -     | -          | -         | -       | -       |
| SEA BASS . . . . .           | 4,195,600    | 425,822   | -          | -     | -          | -         | -       | -       |
| SEA ROBIN . . . . .          | 15,300       | 608       | -          | -     | -          | -         | -       | -       |
| SEA TROUT OR WEAKFISH,       |              |           |            |       |            |           |         |         |
| GRAY . . . . .               | 933,000      | 72,907    | -          | -     | -          | -         | -       | -       |
| SHAD . . . . .               | 300          | 38        | -          | -     | -          | -         | -       | -       |
| SHARKS . . . . .             | 79,100       | 2,302     | -          | -     | -          | -         | -       | -       |
| SPOT . . . . .               | 13,000       | 1,144     | -          | -     | -          | -         | -       | -       |
| STRIPED BASS . . . . .       | 7,500        | 932       | -          | -     | -          | -         | -       | -       |
| STURGEON . . . . .           | 7,900        | 1,950     | -          | -     | -          | -         | -       | -       |
| SWELLFISH . . . . .          | 51,100       | 1,356     | -          | -     | -          | -         | -       | -       |
| TAUOG . . . . .              | 2,000        | 90        | -          | -     | -          | -         | -       | -       |
| TILEFISH . . . . .           | 3,300        | 198       | -          | -     | -          | -         | -       | -       |
| TUNA,                        |              |           |            |       |            |           |         |         |
| LITTLE . . . . .             | 100          | 3         | -          | -     | -          | -         | -       | -       |
| WHITE PERCH . . . . .        | 6,800        | 204       | -          | -     | -          | -         | -       | -       |
| WHITING . . . . .            | 2,900        | 87        | -          | -     | -          | -         | -       | -       |
| CRABS, BLUE:                 |              |           |            |       |            |           |         |         |
| HARD . . . . .               | -            | -         | -          | -     | 25,177,600 | 1,119,847 | 13,000  | \$425   |
| SOFT AND PEELERS . . . . .   | -            | -         | -          | -     | 256,600    | 42,992    | 886,500 | 149,770 |
| LOBSTERS, NORTHERN . . . . . | 900          | 265       | -          | -     | -          | -         | -       | -       |
| CONCHS . . . . .             | 28,500       | 2,280     | -          | -     | -          | -         | -       | -       |
| SCALLOPS, SEA . . . . .      | 8,200        | 3,280     | -          | -     | -          | -         | -       | -       |
| SQUID . . . . .              | 139,900      | 5,778     | -          | -     | -          | -         | -       | -       |
| TERRAPIN, DIAMOND-BACK       | -            | -         | -          | -     | -          | -         | 5,900   | 1,180   |
| TURTLES, SNAPPER . . . . .   | -            | -         | -          | -     | 46,900     | 3,752     | -       | -       |
| TOTAL . . . . .              | 15,588,900   | 1,448,913 | 13,600     | 272   | 26,486,900 | 1,243,655 | 905,400 | 151,375 |

| SPECIES                    | DREDGES    |           | TONGS     |           | RAKES   |           | BY HAND |          |
|----------------------------|------------|-----------|-----------|-----------|---------|-----------|---------|----------|
|                            | POUNDS     | VALUE     | POUNDS    | VALUE     | POUNDS  | VALUE     | POUNDS  | VALUE    |
| CRABS, BLUE:               |            |           |           |           |         |           |         |          |
| HARD . . . . .             | 6,407,400  | \$487,424 | -         | -         | -       | -         | -       | -        |
| SOFT AND PEELERS . . . . . | -          | -         | -         | -         | -       | -         | 261,400 | \$43,580 |
| CLAMS, HARD:               |            |           |           |           |         |           |         |          |
| PUBLIC . . . . .           | 70,400     | 28,080    | 333,800   | \$138,182 | 368,700 | \$161,871 | 107,400 | 44,880   |
| PRIVATE . . . . .          | 56,900     | 22,848    | 162,600   | 70,144    | 389,900 | 172,350   | 7,000   | 3,000    |
| CONCHS . . . . .           | 48,200     | 3,976     | -         | -         | -       | -         | 1,200   | 96       |
| OYSTERS, MARKET:           |            |           |           |           |         |           |         |          |
| PUBLIC, SPRING . . . . .   | 129,300    | 43,600    | 2,344,700 | 786,240   | -       | -         | 2,200   | 590      |
| PUBLIC, FALL . . . . .     | 145,500    | 48,730    | 1,765,600 | 577,680   | -       | -         | 4,200   | 1,100    |
| PRIVATE, SPRING . . . . .  | 5,597,300  | 1,866,440 | 1,021,200 | 338,425   | 61,800  | 20,540    | 386,800 | 117,500  |
| PRIVATE, FALL . . . . .    | 5,481,600  | 1,820,980 | 876,700   | 289,620   | 37,800  | 12,510    | 204,300 | 64,300   |
| TERRAPIN, DIAMOND-BACK     | -          | -         | -         | -         | -       | -         | 8,000   | 1,600    |
| TOTAL . . . . .            | 17,936,600 | 4,322,078 | 6,504,600 | 2,200,291 | 858,200 | 367,271   | 982,500 | 276,646  |

## CHESAPEAKE FISHERIES

## POTOMAC RIVER SHAD AND ALEWIFE FISHERY

The catch of shad in the Potomac River during 1949 amounted to 327,255 fish weighing 909,600 pounds, and valued at \$136,360 to the fishermen. The catch of alewives in the Potomac for the same year was 22,471,100 fish weighing 11,390,400 pounds, valued at \$185,097.

Compared with 1948, the catch of shad showed an increase of 26 percent in poundage and 20 percent in value. Alewives registered an increase of 19 percent in quantity but a decrease of 6 percent in value compared with the previous year.

A total of 754 fishermen were employed in this fishery, 236 more than during the previous year.

Statistics on the yield and operating units of shad and alewives in the Potomac River are also included in the catch and operating unit data for Maryland and Virginia.

## SUMMARY OF CATCH AND OPERATING UNITS, 1949

| ITEM                          | MARYLAND |         |        | VIRGINIA   |            |         | TOTAL      |            |         |
|-------------------------------|----------|---------|--------|------------|------------|---------|------------|------------|---------|
|                               | NUMBER   |         |        | NUMBER     |            |         | NUMBER     |            |         |
| OPERATING UNITS               |          |         |        |            |            |         |            |            |         |
| FISHERMEN, ON BOATS ON SHORE: |          |         |        |            |            |         |            |            |         |
| REGULAR . . . . .             | 90       |         |        | 274        |            |         | 364        |            |         |
| CASUAL . . . . .              | 122      |         |        | 268        |            |         | 390        |            |         |
| TOTAL . . . . .               | 212      |         |        | 542        |            |         | 754        |            |         |
| BOATS:                        |          |         |        |            |            |         |            |            |         |
| MOTOR . . . . .               | 81       |         |        | 214        |            |         | 295        |            |         |
| OTHER . . . . .               | 35       |         |        | 123        |            |         | 158        |            |         |
| APPARATUS:                    |          |         |        |            |            |         |            |            |         |
| HAUL SEINES . . . . .         | 12       |         |        | 28         |            |         | 40         |            |         |
| LENGTH, YARDS . . . . .       | 4,800    |         |        | 14,100     |            |         | 18,900     |            |         |
| GILL NETS:                    |          |         |        |            |            |         |            |            |         |
| DRIFT . . . . .               | 16       |         |        | 37         |            |         | 53         |            |         |
| SQUARE YARDS . . . . .        | 85,100   |         |        | 90,400     |            |         | 155,500    |            |         |
| STAKE . . . . .               | 62       |         |        | 123        |            |         | 185        |            |         |
| SQUARE YARDS . . . . .        | 107,700  |         |        | 92,000     |            |         | 199,700    |            |         |
| POUND NETS . . . . .          | 62       |         |        | 290        |            |         | 352        |            |         |
| FYKE NETS . . . . .           | -        |         |        | 62         |            |         | 62         |            |         |
| CATCH                         |          |         |        |            |            |         |            |            |         |
|                               | NUMBER   | POUNDS  | VALUE  | NUMBER     | POUNDS     | VALUE   | NUMBER     | POUNDS     | VALUE   |
| SHAD CATCH:                   |          |         |        |            |            |         |            |            |         |
| HAUL SEINES . . . . .         | 570      | 1,400   | \$177  | 11,800     | 32,400     | \$4,773 | 12,370     | 33,800     | \$4,950 |
| DRIFT GILL NETS . . . . .     | 5,530    | 14,600  | 2,300  | 84,600     | 228,200    | 35,000  | 90,150     | 242,800    | 37,300  |
| STAKE GILL NETS . . . . .     | 36,700   | 95,800  | 12,660 | 52,200     | 150,100    | 22,711  | 88,900     | 245,900    | 35,371  |
| POUND NETS . . . . .          | 10,000   | 27,000  | 4,411  | 124,540    | 356,400    | 53,790  | 134,540    | 383,400    | 58,191  |
| FYKE NETS . . . . .           | -        | -       | -      | 1,315      | 3,700      | 548     | 1,315      | 3,700      | 548     |
| TOTAL . . . . .               | 52,800   | 138,800 | 19,548 | 274,455    | 770,800    | 116,812 | 327,255    | 909,600    | 136,360 |
| ALEWIVES CAUGHT:              |          |         |        |            |            |         |            |            |         |
| HAUL SEINES . . . . .         | 11,300   | 5,200   | 140    | 155,300    | 75,800     | 1,474   | 166,600    | 81,000     | 1,614   |
| DRIFT GILL NETS . . . . .     | 7,900    | 3,700   | 101    | 6,200      | 3,000      | 60      | 14,100     | 6,700      | 161     |
| STAKE GILL NETS . . . . .     | 19,700   | 9,200   | 256    | -          | -          | -       | 19,700     | 9,200      | 256     |
| POUND NETS . . . . .          | 537,000  | 255,500 | 5,270  | 21,681,700 | 11,012,800 | 177,292 | 22,218,700 | 11,268,300 | 182,562 |
| FYKE NETS . . . . .           | -        | -       | -      | 52,000     | 25,200     | 504     | 52,000     | 25,200     | 504     |
| TOTAL . . . . .               | 575,900  | 273,600 | 5,767  | 21,895,200 | 11,116,800 | 179,330 | 22,471,100 | 11,390,400 | 185,097 |



## SECTION 5.- SOUTH ATLANTIC FISHERIES

(Area XXIV)<sup>6</sup>

During 1949, due to budgetary limitations, no general canvass was conducted in the South Atlantic States (North Carolina, South Carolina, Georgia, and the East Coast of Florida). The catch and operating unit figures used in the following tables for this area are for 1945, with the exception of the East Coast of Florida. The catch figures for the East Coast of Florida are for 1945 while the operating units are for 1940.

The total quantity of menhaden used for reduction purposes in the South Atlantic area during 1949 was collected in connection with the annual canned fish and byproducts survey. Since nearly the entire catch of menhaden is used in the manufacture of oil and meal, the poundage used for reduction may be considered the total landings of these fish. During 1949, landings of menhaden in this region totaled 262,446,370 pounds, valued at \$2,349,704. This represented an increase of 5 percent in quantity but a decrease of 6 percent in value compared with the previous year.


The total production of canned fishery products and byproducts in the South Atlantic States during 1949 was valued at \$7,525,117. North Carolina ranked first with products totaling \$4,294,042 to the processor; South Carolina was second with \$1,547,864; followed by the East Coast of Florida with \$1,281,811; and Georgia, with \$401,400. A total of 41 plants was engaged in canning and processing fishery products and byproducts in the South Atlantic area during 1949.

The last complete survey of the fishery transporting, wholesaling and manufacturing industries was made in 1940. In that year, 264 men were employed in the operation of 124 vessels and boats engaged in the transporting trade and 6,897 persons were employed in wholesale and manufacturing establishments. The latter employees received a total of \$1,801,129 in salaries and wages in 1940. (Data on the transporting, wholesaling, and manufacturing industries for both coasts of Florida have been included in this section). Detailed statistics on these branches of the industry for 1940 can be found in "Fishery Statistics of the United States, 1944" (Statistical Digest No. 16).

Detailed statistics covering the fisheries of the South Atlantic States during 1945 can be found in "Fishery Statistics of the United States, 1945" (Statistical Digest No. 18). Condensed summary data of these figures appear in the following tables.

---

<sup>6</sup> These numbers were assigned to these areas by the North Atlantic Council on Fishery Investigations. The catch of fishery products in Lake Okeechobee is included in the Florida catch tables.



SHRIMP TRAWLER

## SOUTH ATLANTIC FISHERIES

## SECTIONAL SUMMARIES

## SUMMARY OF CATCH, 1945

| PRODUCT                 | NORTH CAROLINA |             | SOUTH CAROLINA |           | GEORGIA    |           |
|-------------------------|----------------|-------------|----------------|-----------|------------|-----------|
|                         | POUNDS         | VALUE       | POUNDS         | VALUE     | POUNDS     | VALUE     |
| FISH . . . . .          | 179,177,300    | \$3,732,650 | 3,029,100      | \$300,680 | 1,176,900  | \$129,571 |
| SHELLFISH, ETC. . . . . | 18,991,500     | 1,762,602   | 7,826,500      | 598,709   | 20,220,800 | 1,219,965 |
| TOTAL . . . . .         | 198,168,800    | 5,495,252   | 10,855,600     | 899,389   | 21,397,700 | 1,349,536 |

| PRODUCT                 | FLORIDA, EAST COAST 1/ |             | TOTAL       |             |
|-------------------------|------------------------|-------------|-------------|-------------|
|                         | POUNDS                 | VALUE       | POUNDS      | VALUE       |
| FISH . . . . .          | 156,193,500            | \$5,351,170 | 339,576,800 | \$9,514,071 |
| SHELLFISH, ETC. . . . . | 18,330,500             | 2,037,003   | 65,369,300  | 5,618,279   |
| TOTAL . . . . .         | 174,524,000            | 7,388,173   | 404,946,100 | 15,132,350  |

1/ INCLUDES DATA ON THE CATCH IN LAKE OKEECHOBEE.

## SUMMARY OF OPERATING UNITS

| ITEM                                | NORTH CAROLINA,<br>1945 | SOUTH CAROLINA,<br>1945 | GEORGIA,<br>1945 | FLORIDA, EAST<br>COAST 1/, 1940 | TOTAL,<br>VARIOUS YEARS |
|-------------------------------------|-------------------------|-------------------------|------------------|---------------------------------|-------------------------|
|                                     | NUMBER                  | NUMBER                  | NUMBER           | NUMBER                          | NUMBER                  |
| FISHERMEN:                          |                         |                         |                  |                                 |                         |
| ON VESSELS . . . . .                | 1,372                   | 190                     | 341              | 552                             | 2,455                   |
| ON BOATS AND SHORE:                 |                         |                         |                  |                                 |                         |
| REGULAR . . . . .                   | 4,771                   | 746                     | 351              | 1,646                           | 7,514                   |
| CASUAL . . . . .                    | 1,313                   | 553                     | 434              | 600                             | 2,900                   |
| TOTAL . . . . .                     | 7,456                   | 1,489                   | 1,126            | 2,798                           | 12,869                  |
| VESSELS:                            |                         |                         |                  |                                 |                         |
| MOTOR . . . . .                     | 296                     | 83                      | 148              | 97                              | 614                     |
| NET TONNAGE . . . . .               | 3,352                   | 885                     | 1,362            | 1,361                           | 6,960                   |
| SAIL . . . . .                      | 45                      | -                       | -                | -                               | 45                      |
| NET TONNAGE . . . . .               | 595                     | -                       | -                | -                               | 595                     |
| TOTAL VESSELS . . . . .             | 331                     | 83                      | 148              | 97                              | 659                     |
| TOTAL NET TONNAGE . . . . .         | 3,947                   | 885                     | 1,362            | 1,361                           | 7,555                   |
| BOATS:                              |                         |                         |                  |                                 |                         |
| MOTOR . . . . .                     | 1,918                   | 138                     | 163              | 877                             | 3,096                   |
| OTHER . . . . .                     | 1,018                   | 561                     | 400              | 881                             | 2,860                   |
| ACCESSORY BOATS . . . . .           | 206                     | -                       | -                | 30                              | 236                     |
| APPARATUS:                          |                         |                         |                  |                                 |                         |
| PURSE SEINES, MENHADEN . . . . .    | 30                      | -                       | -                | 15                              | 45                      |
| LENGTH, YARDS . . . . .             | 7,950                   | -                       | -                | 4,290                           | 12,240                  |
| HAUL SEINES:                        |                         |                         |                  |                                 |                         |
| COMMON . . . . .                    | 214                     | 24                      | -                | 100                             | 338                     |
| LENGTH, YARDS . . . . .             | 31,240                  | 5,725                   | -                | 84,890                          | 121,855                 |
| LONG . . . . .                      | 163                     | -                       | -                | -                               | 176                     |
| LENGTH, YARDS . . . . .             | 139,100                 | -                       | -                | 11,000                          | 150,700                 |
| GILL NETS:                          |                         |                         |                  |                                 |                         |
| ANCHOR . . . . .                    | 620                     | 43                      | 16               | 9                               | 688                     |
| SQUARE YARDS . . . . .              | 419,350                 | 16,550                  | 1,600            | 9,000                           | 446,500                 |
| DRIFT . . . . .                     | 139                     | 28                      | 96               | 37                              | 300                     |
| SQUARE YARDS . . . . .              | 89,760                  | 22,400                  | 39,921           | 72,700                          | 223,781                 |
| RUNAROUND . . . . .                 | 323                     | 70                      | 43               | 431                             | 867                     |
| SQUARE YARDS . . . . .              | 232,760                 | 20,993                  | 33,000           | 486,620                         | 773,379                 |
| STAKE . . . . .                     | 1,936                   | 22                      | 122              | 5                               | 2,085                   |
| SQUARE YARDS . . . . .              | 165,875                 | 13,600                  | 19,470           | 5,000                           | 203,945                 |
| TRAMMEL NETS . . . . .              | -                       | -                       | -                | 8                               | 8                       |
| SQUARE YARDS . . . . .              | -                       | -                       | -                | 8,000                           | 8,000                   |
| LINES:                              |                         |                         |                  |                                 |                         |
| HAND . . . . .                      | 200                     | 34                      | -                | 501                             | 735                     |
| HOOKS . . . . .                     | 200                     | 34                      | -                | 551                             | 785                     |
| TRAWL OR TROT WITH HOOKS . . . . .  | -                       | -                       | 20               | 195                             | 215                     |
| HOOKS . . . . .                     | -                       | -                       | 2,300            | 70,600                          | 72,900                  |
| TROLL . . . . .                     | 11                      | -                       | -                | 424                             | 435                     |
| HOOKS . . . . .                     | 11                      | -                       | -                | 424                             | 435                     |
| TROT WITH BAITS OR SNOODS . . . . . | 914                     | 266                     | 175              | 113                             | 1,468                   |
| BAITS OR SNOODS . . . . .           | 535,900                 | 133,000                 | 81,300           | 42,300                          | 792,500                 |
| POUND NETS . . . . .                | 2,520                   | -                       | -                | -                               | 2,520                   |
| FYKE NETS, FISH . . . . .           | 308                     | -                       | -                | 45                              | 353                     |
| DIP NETS, COMMON . . . . .          | 237                     | 1                       | 1                | 28                              | 267                     |
| CAST NETS . . . . .                 | -                       | 4                       | -                | 38                              | 42                      |
| OTTER TRAWLS:                       |                         |                         |                  |                                 |                         |
| FISH . . . . .                      | 9                       | -                       | -                | -                               | 9                       |
| YARDS AT MOUTH . . . . .            | 196                     | -                       | -                | -                               | 196                     |
| SHRIMP . . . . .                    | 521                     | 194                     | 272              | 123                             | 1,110                   |
| YARDS AT MOUTH . . . . .            | 9,356                   | 4,550                   | 6,900            | 2,811                           | 23,617                  |

SEE FOOTNOTE AT END OF TABLE

(CONTINUED ON NEXT PAGE)



## SUMMARY OF OPERATING UNITS - Continued

| ITEM                                    | NORTH CAROLINA,<br>1945 | SOUTH CAROLINA,<br>1945 | GEORGIA,<br>1945 | FLORIDA,<br>COAST 1/2, 1940 | EAST | TOTAL,<br>VARIOUS YEARS |
|---|-------------------------|-------------------------|------------------|-----------------------------|------|-------------------------|
|   | NUMBER                  | NUMBER                  | NUMBER           | NUMBER                      |      | NUMBER                  |
| APPARATUS - CONTINUED:                  |                         |                         |                  |                             |      |                         |
| POTS:                                   |                         |                         |                  |                             |      |                         |
| SPINY LOBSTER . . . . .                 | -                       | -                       | -                | 5,900                       |      | 5,900                   |
| CRAB . . . . .                          | -                       | -                       | 1,540            | 5,790                       |      | 7,330                   |
| EEL . . . . .                           | 535                     | -                       | -                | -                           |      | 535                     |
| FISH . . . . .                          | 250                     | 100                     | 210              | 9,960                       |      | 10,520                  |
| SPEARS . . . . .                        | 270                     | 51                      | -                | 49                          |      | 370                     |
| DREDGES, OYSTER, COMMON . . . . .       | 346                     | -                       | -                | 3                           |      | 349                     |
| YARDS AT MOUTH . . . . .                | 346                     | -                       | -                | 5                           |      | 351                     |
| TONGS, OYSTER . . . . .                 | 69                      | 50                      | 18               | 22                          |      | 159                     |
| RAKES, OTHER THAN FOR OYSTERS . . . . . | 262                     | 14                      | -                | 4                           |      | 280                     |
| GRABS . . . . .                         | -                       | 160                     | 48               | -                           |      | 208                     |
| HOOKS, LOBSTER . . . . .                | -                       | -                       | -                | 16                          |      | 16                      |

1/ INCLUDES DATA ON THE NUMBER OF FISHERMEN AND FISHING CRAFT, AND THE QUANTITY OF GEAR OPERATED IN LAKE OKEECHOBEE.

## CATCH BY STATES, 1945

| SPECIES                              | NORTH CAROLINA |           | SOUTH CAROLINA |         | GEORGIA    |           |
|--------------------------------------|----------------|-----------|----------------|---------|------------|-----------|
|                                      | POUNDS         | VALUE     | POUNDS         | VALUE   | POUNDS     | VALUE     |
| FISH                                 |                |           |                |         |            |           |
| ALEWIVES . . . . .                   | 8,022,100      | \$176,783 | -              | -       | -          | -         |
| AMBERJACK . . . . .                  | 400            | 20        | -              | -       | -          | -         |
| BLUEFISH . . . . .                   | 627,000        | 75,600    | 11,000         | \$1,650 | -          | -         |
| BUTTERFISH . . . . .                 | 30,000         | 1,800     | -              | -       | -          | -         |
| CARP . . . . .                       | 882,100        | 26,463    | -              | -       | -          | -         |
| CATFISH AND BULLHEADS . . . . .      | 1,171,500      | 75,785    | 25,000         | 2,240   | 33,000     | \$7,440   |
| CROAKER . . . . .                    | 4,214,600      | 337,208   | 102,000        | 14,620  | 10,000     | 800       |
| DRUM:                                |                |           |                |         |            |           |
| BLACK . . . . .                      | 141,700        | 4,332     | 25,500         | 3,810   | 10,000     | 1,000     |
| RED OR REDFISH . . . . .             | 223,900        | 13,434    | 50,000         | 6,440   | 10,000     | 1,000     |
| EELS, COMMON . . . . .               | 116,000        | 5,581     | -              | -       | 5,000      | 400       |
| FLOUNDERS . . . . .                  | 1,203,600      | 141,232   | 230,000        | 31,120  | 307,200    | 18,432    |
| GIZZARD SHAD . . . . .               | 8,000          | 160       | -              | -       | -          | -         |
| HAKE, WHITE . . . . .                | 3,900          | 390       | -              | -       | -          | -         |
| HARVEST FISH OR "STARFISH" . . . . . | 811,700        | 48,902    | -              | -       | -          | -         |
| HICKORY SHAD . . . . .               | 854,400        | 68,224    | 11,800         | 1,770   | 17,500     | 1,400     |
| KING WHITING OR "KINGFISH" . . . . . | 1,157,500      | 57,925    | 157,000        | 12,560  | 460,700    | 27,644    |
| MENHADEN . . . . .                   | 141,533,000    | 974,631   | -              | -       | -          | -         |
| MULLET . . . . .                     | 3,240,900      | 259,296   | 899,000        | 61,510  | 15,500     | 1,240     |
| PIG FISH . . . . .                   | 480,700        | 33,649    | -              | -       | -          | -         |
| PINFISH . . . . .                    | 3,100          | 99        | -              | -       | -          | -         |
| POMPAÑO . . . . .                    | 23,300         | 5,825     | -              | -       | -          | -         |
| SCUP OR PORGY . . . . .              | 113,200        | 9,056     | -              | -       | -          | -         |
| SEA BASS . . . . .                   | 190,600        | 28,590    | 163,000        | 23,190  | -          | -         |
| SEA CATFISH . . . . .                | -              | -         | 6,500          | 780     | -          | -         |
| SHAD . . . . .                       | 912,000        | 198,613   | 89,000         | 31,150  | 221,500    | 66,450    |
| SHARKS . . . . .                     | 1,200          | 72        | -              | -       | -          | -         |
| SHEEPSHEAD, SALT-WATER . . . . .     | 11,200         | 672       | -              | -       | 2,000      | 240       |
| SNAPPERS, RED . . . . .              | 4,100          | 410       | -              | -       | -          | -         |
| SPANISH MACKEREL . . . . .           | 506,700        | 60,804    | -              | -       | -          | -         |
| SPOT . . . . .                       | 6,264,700      | 314,235   | 1,034,000      | 72,280  | -          | -         |
| SEA TROUT OR WEARFISH:               |                |           |                |         |            |           |
| GRAY . . . . .                       | 4,736,800      | 525,422   | -              | -       | -          | -         |
| SPOTTED . . . . .                    | 500,100        | 99,651    | 148,000        | 23,320  | 20,000     | 2,400     |
| STRIPED BASS . . . . .               | 608,500        | 121,156   | 1,100          | 220     | -          | -         |
| STURGEON . . . . .                   | 900            | 225       | 36,200         | 14,020  | 4,500      | 1,125     |
| SUCKERS . . . . .                    | 7,000          | 210       | -              | -       | -          | -         |
| SWELLFISH . . . . .                  | 200            | 6         | -              | -       | -          | -         |
| TUNA AND TUNALIKE FISHES, BONITO     | 60,100         | 4,808     | -              | -       | -          | -         |
| WHITE PERCH . . . . .                | 501,100        | 60,240    | -              | -       | -          | -         |
| YELLOW PERCH . . . . .               | 9,500          | 1,140     | -              | -       | -          | -         |
| TOTAL . . . . .                      | 179,177,300    | 3,732,650 | 3,029,100      | 300,680 | 1,176,900  | 129,571   |
| SHELLFISH, ETC.                      |                |           |                |         |            |           |
| CRABS:                               |                |           |                |         |            |           |
| BLUE:                                |                |           |                |         |            |           |
| HARD . . . . .                       | 5,696,400      | 284,820   | 2,364,100      | 72,125  | 3,566,100  | 96,630    |
| SOFT AND PEELERS . . . . .           | 184,300        | 85,290    | -              | -       | -          | -         |
| SHRIMP . . . . .                     | 10,614,300     | 849,160   | 4,695,500      | 403,562 | 16,392,100 | 1,067,684 |
| CLAMS, HARD, PUBLIC . . . . .        | 502,200        | 151,447   | 1,300          | 375     | -          | -         |
| MUSSELS, SEA . . . . .               | -              | -         | 43,000         | 5,375   | -          | -         |
| OYSTERS, MARKET:                     |                |           |                |         |            |           |
| PUBLIC, SPRING . . . . .             | 1,079,200      | 256,840   | 80,200         | 11,262  | -          | -         |
| PUBLIC, FALL . . . . .               | 603,100        | 138,170   | 41,800         | 6,578   | -          | -         |
| PRIVATE, SPRING . . . . .            | 14,200         | 2,980     | 347,000        | 61,224  | 139,000    | 27,321    |
| PRIVATE, FALL . . . . .              | 10,600         | 2,220     | 253,100        | 38,083  | 116,100    | 22,705    |
| TOTAL OYSTERS . . . . .              | 1,707,100      | 400,210   | 722,100        | 117,147 | 255,100    | 50,026    |

(CONTINUED ON NEXT PAGE)

## SOUTH ATLANTIC FISHERIES

## CATCH BY STATES, 1945 - Continued

| SPECIES                         | NORTH CAROLINA |           | SOUTH CAROLINA |         | GEORGIA    |           |
|---------------------------------|----------------|-----------|----------------|---------|------------|-----------|
|                                 | POUNDS         | VALUE     | POUNDS         | VALUE   | POUNDS     | VALUE     |
| SHELLFISH, ETC. - CONTINUED     |                |           |                |         |            |           |
| SCALLOPS, BAY. . . . .          | 22,200         | \$7,770   | -              | -       | -          | -         |
| SQUID. . . . .                  | 2,300          | 230       | -              | -       | -          | -         |
| TERRAPIN, DIAMOND-BACK. . . . . | 2,700          | 675       | 500            | \$125   | 7,500      | \$5,625   |
| ROCKWEED. . . . .               | 260,000        | 13,000    | -              | -       | -          | -         |
| TOTAL. . . . .                  | 18,991,500     | 1,762,602 | 7,826,500      | 598,709 | 20,220,800 | 1,219,965 |
| GRAND TOTAL. . . . .            | 198,168,800    | 5,495,252 | 10,855,600     | 899,389 | 21,397,700 | 1,349,536 |

| SPECIES                              | FLORIDA, EAST COAST 1/ |           | TOTAL       |           |
|--------------------------------------|------------------------|-----------|-------------|-----------|
|                                      | POUNDS                 | VALUE     | POUNDS      | VALUE     |
| ALEEVIES . . . . .                   | 428,200                | \$8,562   | 8,450,300   | \$185,345 |
| AMBERJACK. . . . .                   | 107,500                | 2,541     | 107,900     | 2,561     |
| BARRACUDA. . . . .                   | 40,700                 | 2,342     | 40,700      | 2,342     |
| BLUEFISH . . . . .                   | 1,273,600              | 227,085   | 1,911,600   | 304,335   |
| BLUE RUNNER OR HARDTAIL. . . . .     | 91,300                 | 5,857     | 91,300      | 5,857     |
| BUTTERFISH . . . . .                 | 27,200                 | 2,054     | 57,200      | 3,854     |
| CABIO OR CRAB EATER. . . . .         | 32,800                 | 2,090     | 32,800      | 2,090     |
| CARP . . . . .                       | -                      | -         | 882,100     | 26,463    |
| CATFISH AND BULLHEADS. . . . .       | 9,600,300              | 1,055,952 | 10,889,800  | 1,141,418 |
| CRAPPIE. . . . .                     | 932,900                | 204,748   | 932,900     | 204,748   |
| CREVALLE . . . . .                   | 122,100                | 6,105     | 122,100     | 6,105     |
| CROAKER. . . . .                     | 145,300                | 13,114    | 4,471,900   | 365,742   |
| DOLPHIN. . . . .                     | 79,800                 | 7,980     | 79,800      | 7,980     |
| DRUM:                                |                        |           |             |           |
| BLACK. . . . .                       | 501,600                | 40,318    | 678,800     | 49,460    |
| RED OR REDFISH . . . . .             | 758,800                | 95,875    | 1,042,700   | 116,749   |
| EELS, COMMON . . . . .               | 59,800                 | 2,392     | 180,800     | 8,373     |
| FLOUNDER. . . . .                    | 345,700                | 51,885    | 2,086,500   | 242,639   |
| GIZZARD SHAD . . . . .               | 553,000                | 11,000    | 559,000     | 11,160    |
| GROUPERS . . . . .                   | 1,416,800              | 138,179   | 1,416,800   | 138,179   |
| GRUNTS . . . . .                     | 75,600                 | 5,338     | 75,600      | 5,338     |
| HAKE, WHITE. . . . .                 | -                      | -         | 3,900       | 390       |
| HARVEST FISH OR "STARFISH" . . . . . | -                      | -         | 811,700     | 48,902    |
| HICKORY SHAD . . . . .               | 84,900                 | 3,900     | 969,600     | 75,294    |
| HOGFISH. . . . .                     | 15,300                 | 1,224     | 15,300      | 1,224     |
| JEWFISH. . . . .                     | 216,300                | 29,750    | 216,300     | 29,750    |
| KING MACKEREL . . . . .              | 2,781,500              | 395,800   | 2,781,500   | 395,800   |
| KING WHITING OR "KINGFISH" . . . . . | 1,511,700              | 46,439    | 3,286,900   | 144,568   |
| MENHADEN . . . . .                   | 114,745,900            | 739,517   | 256,278,900 | 1,714,148 |
| MULLET. . . . .                      | 7,812,300              | 640,239   | 11,957,700  | 962,285   |
| MUTTONFISH . . . . .                 | 207,900                | 37,028    | 207,900     | 37,028    |
| PERMIT . . . . .                     | 600                    | 45        | 600         | 45        |
| PIGFISH. . . . .                     | 41,800                 | 3,344     | 522,500     | 36,993    |
| PINFISH. . . . .                     | 9,800                  | 400       | 113,200     | 589       |
| POMPANO. . . . .                     | 332,700                | 130,651   | 356,000     | 136,476   |
| SCUP OR PORGY. . . . .               | -                      | -         | 113,200     | 9,056     |
| SEA BASS . . . . .                   | 100,800                | 14,682    | 454,400     | 66,462    |
| SEA CATFISH. . . . .                 | 4,500                  | 180       | 11,000      | 960       |
| SHAD . . . . .                       | 842,400                | 126,365   | 2,064,900   | 422,578   |
| SHARKS . . . . .                     | 2,027,700              | 32,200    | 2,028,900   | 32,272    |
| SHEEPSHEAD:                          |                        |           |             |           |
| FRESH-WATER. . . . .                 | 161,800                | 13,239    | 161,800     | 13,239    |
| SALT-WATER . . . . .                 | -                      | -         | 13,200      | 912       |
| SNAPPERS:                            |                        |           |             |           |
| MANGROVE . . . . .                   | 112,700                | 14,406    | 112,700     | 14,406    |
| RED. . . . .                         | 246,300                | 54,440    | 250,400     | 54,850    |
| SNOOK OR SERGEANTFISH. . . . .       | 205,400                | 26,796    | 205,400     | 26,796    |
| SPANISH MACKEREL . . . . .           | 5,471,800              | 659,619   | 5,978,500   | 740,423   |
| SPOT . . . . .                       | 161,500                | 12,740    | 7,510,200   | 399,255   |
| SEA TROUT OR WEAKFISH:               |                        |           |             |           |
| GRAY . . . . .                       | 33,400                 | 3,476     | 4,770,200   | 528,898   |
| SPOTTED. . . . .                     | 912,300                | 181,560   | 1,580,400   | 306,931   |
| STRIPED BASS . . . . .               | -                      | -         | 609,600     | 121,376   |
| STURGEON . . . . .                   | 200                    | 50        | 41,800      | 15,420    |
| SUCKERS. . . . .                     | -                      | -         | 7,000       | 210       |
| SUNFISH. . . . .                     | 1,255,100              | 238,416   | 1,255,100   | 238,416   |
| SWELLFISH. . . . .                   | -                      | -         | 200         | 6         |
| TRIPLETAIL . . . . .                 | 41,100                 | 3,007     | 41,100      | 3,007     |
| TUNA AND TUNALIKE FISHES:            |                        |           |             |           |
| BONITO . . . . .                     | -                      | -         | 60,100      | 4,808     |
| WHITE PERCH. . . . .                 | -                      | -         | 501,100     | 60,240    |
| YELLOW PERCH . . . . .               | -                      | -         | 9,500       | 1,140     |
| YELLOWTAIL . . . . .                 | 265,800                | 59,180    | 265,800     | 58,180    |
| TOTAL. . . . .                       | 156,193,500            | 5,351,170 | 339,576,800 | 9,514,071 |

SEE FOOTNOTE AT END OF TABLE

(CONTINUED ON NEXT PAGE)

## CATCH BY STATES, 1945 - Continued

| SPECIES                          | FLORIDA, EAST COAST <sup>1/</sup> |           | TOTAL       |            |
|----------------------------------|-----------------------------------|-----------|-------------|------------|
|                                  | POUNDS                            | VALUE     | POUNDS      | VALUE      |
| SHELLFISH, ETC.                  |                                   |           |             |            |
| CRABS:                           |                                   |           |             |            |
| BLUE:                            |                                   |           |             |            |
| HARD . . . . .                   | 5,391,200                         | \$134,910 | 17,017,800  | \$598,485  |
| SOFT AND PEELERS . . . . .       | 2,000                             | 480       | 185,300     | 55,770     |
| STONE . . . . .                  | 80,500                            | 20,935    | 80,500      | 20,935     |
| LOBSTERS, SPINY . . . . .        | 572,100                           | 116,427   | 572,100     | 116,427    |
| SHRIMP . . . . .                 | 11,879,200                        | 1,663,088 | 43,581,100  | 3,983,494  |
| CLAMS, HARD, PUBLIC. . . . .     | 3,000                             | 1,500     | 506,500     | 153,322    |
| CONCHS . . . . .                 | 3,900                             | 390       | 3,900       | 390        |
| MUSSELS, SEA . . . . .           | -                                 | -         | 43,000      | 5,375      |
| OYSTERS, MARKET:                 |                                   |           |             |            |
| PUBLIC, SPRING . . . . .         | 9,000                             | 5,040     | 1,168,400   | 273,142    |
| PUBLIC, FALL . . . . .           | 9,000                             | 5,040     | 653,900     | 149,788    |
| PRIVATE, SPRING . . . . .        | 68,000                            | 38,080    | 565,200     | 129,605    |
| PRIVATE, FALL . . . . .          | 51,500                            | 28,840    | 431,300     | 91,848     |
| TOTAL OYSTERS . . . . .          | 137,500                           | 77,000    | 2,821,800   | 644,393    |
| SCALLOPS, BAY . . . . .          | -                                 | -         | 22,200      | 7,770      |
| SQUID . . . . .                  | -                                 | -         | 2,300       | 230        |
| TERRAPIN, DIAMOND-BACK . . . . . | 5,400                             | 1,350     | 16,100      | 7,775      |
| TURTLES:                         |                                   |           |             |            |
| GREEN . . . . .                  | 1,100                             | 110       | 1,100       | 110        |
| LOGGERHEAD . . . . .             | 15,000                            | 1,645     | 15,000      | 1,645      |
| SNAPPER . . . . .                | 44,600                            | 3,568     | 44,600      | 3,568      |
| SOFT-SHELL . . . . .             | 195,000                           | 15,600    | 195,000     | 15,600     |
| ROCKWEED . . . . .               | -                                 | -         | 260,000     | 13,000     |
| TOTAL . . . . .                  | 19,330,500                        | 2,037,003 | 65,369,300  | 5,618,279  |
| GRAND TOTAL . . . . .            | 174,524,000                       | 7,389,173 | 404,946,100 | 15,132,350 |

<sup>1/</sup> INCLUDES DATA ON THE CATCH IN LAKE OKEECHOBEE.

**SOUTH ATLANTIC FISHERIES**

**MANUFACTURED FISHERY PRODUCTS, VARIOUS YEARS ✓**

| ITEM  | UNIT           | NORTH AND SOUTH CAROLINA |           | GEORGIA AND FLORIDA |           |
|---|----------------|--------------------------|-----------|---------------------|-----------|
|   |                | QUANTITY                 | VALUE     | QUANTITY            | VALUE     |
| BY MANUFACTURING ESTABLISHMENTS: YEAR                     |                |                          |           |                     |           |
| ALEWIVES:   |                |                          |           |                     |           |
| ROE, CANNED . . . . . 1949                                | STANDARD CASES | 4,943                    | \$89,162  | -                   | -         |
| CORNERD, SALTED . . . . . 1940                            | POUNDS         | 3,220,150                | 69,291    | -                   | -         |
| BLUE RUNNER, SALTED . . . . . 1940                        | DO             | -                        | -         | 250,000             | \$10,000  |
| GROUPER:  |                |                          |           |                     |           |
| FRESH FILLETS . . . . . 1949                              | DO             | -                        | -         | 365,767             | 156,337   |
| FROZEN FILLETS AND STEAKS . . . . . 1949                  | DO             | -                        | -         | 245,652             | 82,424    |
| KING MACKEREL, SMOKED . . . . . 1940                      | DO             | -                        | -         | 3,500               | 525       |
| MENHADEN:   |                |                          |           |                     |           |
| ROE, SALTED . . . . . 1940                                | DO             | 1,000                    | 250       | -                   | -         |
| MEAL AND DRY SCRAP . . . . . 1949                         | TONS           | 2/23,502                 | 3,503,489 | 6,070               | 1,006,785 |
| OIL . . . . . 1949  | GALLONS        | 751,687                  | 259,901   | 259,834             | 93,262    |
| MULLET, SALTED . . . . . 1940                             | POUNDS         | 277,800                  | 23,100    | 976,500             | 58,100    |
| MULLET ROE, SALTED . . . . . 1940                         | DO             | -                        | -         | 60,000              | 14,825    |
| SEA BASS STEAKS, FRESH . . . . . 1949                     | DO             | -                        | -         | 10,000              | 2,880     |
| SEA TROUT FILLETS, FRESH . . . . . 1949                   | DO             | -                        | -         | 12,000              | 7,520     |
| SNAPPER, RED:   |                |                          |           |                     |           |
| FRESH AND FROZEN FILLETS . . . . . 1949                   | DO             | -                        | -         | 20,700              | 13,155    |
| FRESH AND FROZEN STEAKS . . . . . 1949                    | DO             | -                        | -         | 19,000              | 9,570     |
| SMOOK FILLETS, FRESH . . . . . 1949                       | DO             | -                        | -         | 9,000               | 5,280     |
| SPANISH MACKEREL FILLETS, FRESH AND FROZEN . . . . . 1949 | DO             | -                        | -         | 86,500              | 30,940    |
| SPOT, SALTED . . . . . 1940                               | DO             | 159,400                  | 9,580     | -                   | -         |
| CLAMS, HARD, FRESH-SHUCKED . . . . . 1940                 | GALLONS        | 2,100                    | 3,040     | 100                 | 200       |
| CRAB MEAT, BLUE, FRESH-COOKED . . . . . 1940              | POUNDS         | 604,336                  | 228,954   | 883,106             | 328,922   |
| LOBSTERS, SPINY, FRESH-COOKED . . . . . 1940              | DO             | -                        | -         | 49,000              | 16,400    |
| OYSTERS:  |                |                          |           |                     |           |
| CANNED . . . . . 1949                                     | STANDARD CASES | 67,186                   | 873,123   | (3)                 | (3)       |
| FRESH-SHUCKED . . . . . 1940                              | GALLONS        | 102,234                  | 99,841    | 92,996              | 118,978   |
| SCALLOPS, BAY, FRESH-SHUCKED . . . . . 1940               | DO             | 2,868                    | 5,449     | 12,960              | 36,490    |
| SHRIMP FROZEN, PACKAGED . . . . . 1940                    | POUNDS         | -                        | -         | 155,300             | 30,756    |
| UNCLASSIFIED PRODUCTS:                                    |                |                          |           |                     |           |
| CANNED . . . . . 1949                                     | STANDARD CASES | 4/43,171                 | 4/836,838 | 5/24,816            | 5/397,908 |
| MISCELLANEOUS . . . . . 1949                              | -              | -                        | 5/299,613 | 7/795,045           | 7/795,045 |
| TOTAL . . . . .   |                | -                        | 6,301,631 | -                   | 3,216,282 |

- 1/ DATA ON THE PRODUCTION OF THE DIFFERENT PRODUCTS ARE FOR THE YEARS INDICATED.
  - 2/ INCLUDES A SMALL QUANTITY OF ACID SCRAP PRODUCED IN NORTH CAROLINA.
  - 3/ THIS ITEM HAS BEEN INCLUDED UNDER "UNCLASSIFIED PRODUCTS".
  - 4/ INCLUDES CANNED RED DRUM, MENHADEN AND SHAD ROE, CRAB MEAT, DEVILED CRAB, SHRIMP, BARBECUED SHRIMP, AND SHRIMP PASTE.
  - 5/ INCLUDES CANNED CRAB MEAT, OYSTERS, SHRIMP, TERRAPIN SOUP AND MEAT, AND GREEN TURTLE SOUP AND MEAT.
  - 6/ INCLUDES FRESH PACKAGED FILLETS OF CROAKER, FLOUNDER, RED DRUM, SEA BASS, SEA TROUT, SPANISH MACKEREL, AND STRIPED BASS; AGAR-AGAR; CRAB SHELLS (FOR TABLE USE); CRAB, SHRIMP AND MISCELLANEOUS DRY SCRAP AND MEAL; MISCELLANEOUS OIL; AND FISH SOLUBLES.
  - 7/ INCLUDES FROZEN TRIGGERFISH FILLETS, SHARK LIVER OIL, FISH SOLUBLES, CRAB MEAL, AND OYSTER SHELL GRIT AND LIME.
- NOTE:--SOME OF THE ABOVE PRODUCTS MAY HAVE BEEN MANUFACTURED FROM PRODUCTS IMPORTED FROM ANOTHER STATE OR A FOREIGN COUNTRY; THEREFORE THEY CANNOT BE CORRELATED DIRECTLY WITH THE CATCH WITHIN THE STATE.

**SUMMARY OF MANUFACTURED FISHERY PRODUCTS, VARIOUS YEARS**

| SUMMARY OF STATES        |             | SUMMARY OF PRODUCTS |                |           |           |
|--------------------------|-------------|---------------------|----------------|-----------|-----------|
| STATE                    | VALUE       | YEAR                | UNIT           | QUANTITY  | VALUE     |
| NORTH CAROLINA . . . . . | \$4,687,027 | 1949                | POUNDS         | 823,744   | \$329,101 |
| SOUTH CAROLINA . . . . . | 1,614,604   | 1949                | STANDARD CASES | 140,116   | 2,197,031 |
| GEORGIA . . . . .        | 481,542     | 1949                |                |           | 5,937,080 |
| FLORIDA . . . . .        | 2,734,740   | 1940                | POUNDS         | 3,538,499 | 869,030   |
| TOTAL . . . . .          | 9,517,913   | 1940                | DO             | 4,944,850 | 185,146   |
|                          |             | 1940                | DO             | 3,500     | 525       |
| TOTAL . . . . .          |             |                     |                | -         | 9,517,913 |

## SECTION 6.- GULF FISHERIES

(Area XXV)<sup>7</sup>

During 1949, the fisheries of the Gulf Area (West Coast of Florida, Alabama, Mississippi, Louisiana and Texas), amounted to 524,588,200 pounds, valued at \$49,705,775 to the fishermen. The number of fishermen operating in the Gulf during 1949 totaled 22,861, while the number of fishing vessels of 5 net tons and over, rose to a new high of 2,244. This was the first complete general canvass which has been conducted in the Gulf States since 1940. A survey of the fisheries of Alabama, Mississippi, Louisiana, and Texas was made for 1948, and a canvass of the Gulf, except for the operating units in Florida, was made for 1945.

The year 1949 was marked with several important developments in the field of commercial fisheries in the Gulf of Mexico. The menhaden industry continued its rapid growth with the completion of another new reduction plant in Louisiana. The menhaden catch in the Gulf was far above the figure of the previous year, but most plant operators felt that they expended more effort to obtain the fish during this season than they did in 1948. With a narrowing margin of profits resulting from a depressed fats and oil market, more attention was directed toward the utilization of menhaden stick-water in the production of condensed fish solubles.

The most important development in the Gulf shrimp fishery during the year was the exploitation of the grooved shrimp fishery at Brownsville, Texas, early in April. Fishermen had been taking grooved shrimp in varying quantities for many years, but the pace quickened during 1948, and in April, 1949, the real strike occurred. Craft operating a few hours out of Brownsville, Texas, in 18 to 27 fathoms of water began taking large quantities of the grooved shrimp, and shrimp vessels from as far as North Carolina moved into the area to initiate this new fishery. The exploitation of these new shrimp grounds was apparently the result of two main trends; first, the heavy construction of more modern trawlers of the larger type, capable of going to sea and remaining longer than their less seaworthy predecessors; and second, the movement toward the Mexican Coast in search of migrating schools of the common shrimp, bound for the grounds off Carmen, Mexico. Elsewhere along the coast the grooved shrimp was taken with varying degrees of success. Mississippi fishermen reported a substantial part of their 1949 catch to be the grooved shrimp taken during the summer months. Largest grooved shrimp catches were made at night which necessitated changing the usual method of shrimping in this area.

With shrimp production at a high level during the summer months, the freezers filled to capacity in record time, and by the beginning of the fall shrimping season, most freezers were blocked and the dealers were forced to sell considerable quantities of shrimp on the fresh market. This created a glut, and dealers were caught in a squeeze between wholesale prices in distant cities and a price agreement with fishermen. In many areas the fishermen were forced to take a lower price for their product. The fishermen generally accepted the reduced prices and continued to fish rather than tie up the fleets with strikes.

Imports of shrimp, principally from Mexico, continued to increase. In 1947, these imports totaled 13,275,000 pounds; in 1948, 21,563,000 pounds; and in 1949, 29,673,000 pounds. Many producers became alarmed by this trend and a considerable amount of speculation regarding the ultimate size of these growing imports was indulged in.

During 1949, there was a greater demand by the trade for shrimp of a uniform size and this brought about a trend toward mechanical grading. The same grader which was used by canning plants for grading cooked shrimp meats was put into operation. This type of mechanical grader when used for the grading of uncooked headless shrimp was probably as efficient as hand grading, but the limited capacity of the machine was the outstanding objection to its use. A machine designed to peel raw shrimp was also introduced to the shrimp industry during 1949.

---

<sup>7</sup> These numbers were assigned to these areas by the North Atlantic Council on Fishery Investigations. The catch of the Mississippi River and tributaries does not appear in this section.

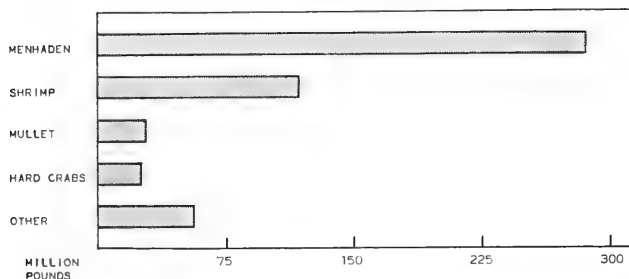
## GULF FISHERIES

Landings of crabs in 1949 declined generally throughout the Gulf Area. This was due, at least partially, to economic considerations. Fishermen in the Gulf were not willing to fish for crabs at a price that would allow competition with Chesapeake Bay crab meat. Consequently the demand for crabs was poor during the summer months when production is normally high.

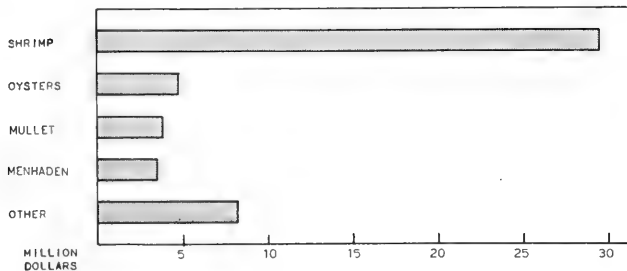
The last complete survey of the fishery transporting, wholesaling, and manufacturing industries in Alabama, Mississippi, Louisiana and Texas was made in 1940. In that year 413 men were employed in the operation of 209 vessels engaged in the transporting trade and 12,029 persons were employed in wholesale and manufacturing establishments. The latter employees received a total of \$2,013,213 in salaries and wages in 1940. (Data on the transporting, wholesaling and manufacturing industries for the west coast of Florida, which are also for 1940, have been included in Section 5, under the heading "South Atlantic Fisheries"). Detailed statistics on these branches of the industry for 1940 can be found in "Fishery Statistics of the United States, 1944" (Statistical Digest No. 16).

The following tables contain summarized and detailed information on the catch and operating units for the West Coast of Florida, Alabama, Mississippi, Louisiana and Texas for 1949. Condensed summary data of the operating units and catch for these states appearing on the following pages, have been previously published in Current Fishery Statistics. No. 682.

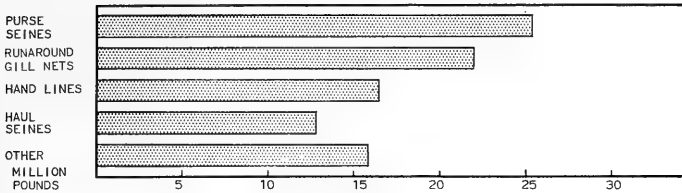
GULF CATCH, 1949



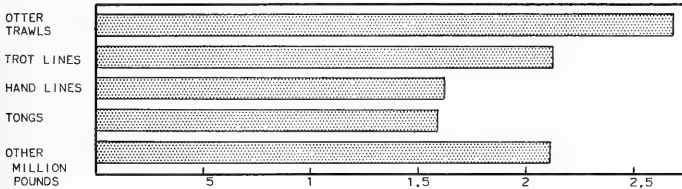
VALUE OF GULF CATCH, 1949



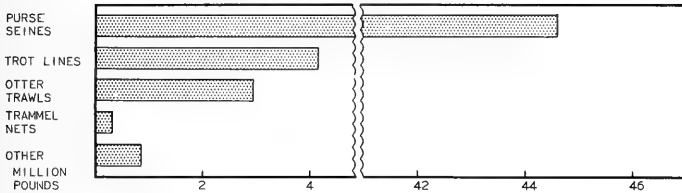
FLORIDA, WEST COAST: CATCH BY GEAR, 1949



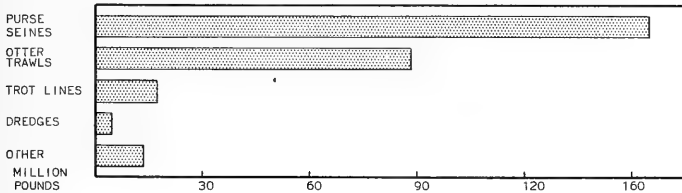
ALABAMA: CATCH BY GEAR, 1949



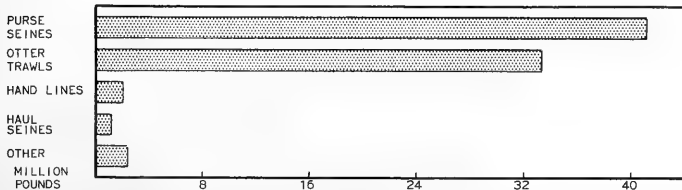
MISSISSIPPI: CATCH BY GEAR, 1949



LOUISIANA: CATCH BY GEAR, 1949



TEXAS: CATCH BY GEAR, 1949



## GULF FISHERIES SECTIONAL SUMMARIES

### SUMMARY OF CATCH, 1949

| PRODUCT                 | FLORIDA, WEST COAST |             | ALABAMA    |             | MISSISSIPPI |              |
|-------------------------|---------------------|-------------|------------|-------------|-------------|--------------|
|                         | POUNDS              | VALUE       | POUNDS     | VALUE       | POUNDS      | VALUE        |
| FISH . . . . .          | 86,788,600          | \$7,893,002 | 3,777,000  | \$596,589   | 45,428,600  | \$603,847    |
| SHELLFISH, ETC. . . . . | 6,631,900           | 1,095,613   | 6,377,700  | 1,377,162   | 7,466,400   | 1,021,425    |
| TOTAL . . . . .         | 93,420,500          | 9,578,615   | 10,155,100 | 1,973,751   | 52,895,000  | 1,625,272    |
| PRODUCT                 | LOUISIANA           |             | TEXAS      |             | TOTAL       |              |
|                         | POUNDS              | VALUE       | POUNDS     | VALUE       | POUNDS      | VALUE        |
| FISH . . . . .          | 17,769,300          | \$3,442,836 | 45,164,800 | \$1,150,072 | 355,948,700 | \$13,686,346 |
| SHELLFISH, ETC. . . . . | 113,817,900         | 23,960,801  | 34,346,000 | 7,974,428   | 168,639,500 | 36,019,429   |
| TOTAL . . . . .         | 288,587,200         | 27,403,637  | 79,530,800 | 9,124,500   | 524,588,200 | 49,705,775   |

### SUMMARY OF OPERATING UNITS, 1949

| ITEM                                | FLORIDA,<br>WEST COAST | ALABAMA | MISSISSIPPI | LOUISIANA | TEXAS  | TOTAL     |
|-------------------------------------|------------------------|---------|-------------|-----------|--------|-----------|
|                                     | NUMBER                 | NUMBER  | NUMBER      | NUMBER    | NUMBER | NUMBER    |
| FISHERMAN:                          |                        |         |             |           |        |           |
| ON VESSELS . . . . .                | 1,653                  | 27      | 1,175       | 2,590     | 1,731  | 7,396     |
| ON BOATS AND SHORE:                 |                        |         |             |           |        |           |
| REGULAR . . . . .                   | 4,361                  | 1,070   | 1,418       | 4,530     | 1,848  | 13,277    |
| CASUAL . . . . .                    | 1,397                  | 254     | 96          | 266       | 175    | 2,188     |
| TOTAL . . . . .                     | 7,411                  | 1,521   | 2,689       | 7,486     | 3,754  | 22,861    |
| VESSELS:                            |                        |         |             |           |        |           |
| MOTOR . . . . .                     | 317                    | 70      | 307         | 910       | 640    | 2,244     |
| NET TONNAGE . . . . .               | 2,275                  | 828     | 767         | 12,741    | 12,099 | 34,680    |
| BOATS:                              |                        |         |             |           |        |           |
| MOTOR . . . . .                     | 1,840                  | 549     | 805         | 2,250     | 1,030  | 6,474     |
| OTHER . . . . .                     | 2,983                  | 326     | 109         | 1,284     | 192    | 4,894     |
| ACCESSORY BOATS . . . . .           | 126                    | 3       | 2           | 90        | 15     | 276       |
| APPARATUS:                          |                        |         |             |           |        |           |
| PURSE SEINES, MENHADEN . . . . .    | 6                      | -       | 14          | 28        | 5      | 53        |
| LENGTH, YARDS . . . . .             | 2,250                  | -       | 5,500       | 10,425    | 2,000  | 20,125    |
| HAUL SEINES, COMMON . . . . .       | 222                    | 7       | 1           | 44        | 21     | 295       |
| LENGTH, YARDS . . . . .             | 126,100                | 2,425   | 60          | 7,105     | 11,320 | 147,010   |
| GILL NETS:                          |                        |         |             |           |        |           |
| DRIFT . . . . .                     | 2                      | -       | -           | -         | -      | 2         |
| SQUARE YARDS . . . . .              | 310                    | -       | -           | -         | -      | 310       |
| RUNAROUND . . . . .                 | 1,921                  | 25      | -           | -         | -      | 1,946     |
| SQUARE YARDS . . . . .              | 2,669,803              | 10,500  | -           | -         | -      | 2,680,303 |
| STAKE . . . . .                     | -                      | -       | -           | 2         | 14     | 16        |
| SQUARE YARDS . . . . .              | -                      | -       | -           | 330       | 3,525  | 3,855     |
| TRAMMEL NETS . . . . .              | 790                    | 67      | 53          | 127       | 52     | 1,089     |
| SQUARE YARDS . . . . .              | 604,721                | 28,780  | 12,850      | 33,007    | 25,663 | 705,016   |
| LINES:                              |                        |         |             |           |        |           |
| HAND . . . . .                      | 3,093                  | 178     | 100         | 130       | 401    | 3,902     |
| HOOKS . . . . .                     | 4,845                  | 300     | 114         | 167       | 575    | 6,001     |
| TRAWL OR TROT WITH HOOKS . . . . .  | 23                     | -       | -           | 444       | 344    | 839       |
| HOOKS . . . . .                     | 12,550                 | 10,270  | -           | 89,620    | 44,720 | 157,160   |
| TROLL . . . . .                     | 399                    | -       | -           | -         | 3      | 402       |
| HOOKS . . . . .                     | 399                    | -       | -           | -         | 3      | 402       |
| TROT WITH BAITS OR SNOODS . . . . . | 119                    | 151     | 261         | 856       | 43     | 1,430     |
| BAITS OR SNOODS . . . . .           | 95,200                 | 70,100  | 120,700     | 377,600   | 11,075 | 674,675   |
| POINT NETS . . . . .                | 1                      | -       | -           | -         | -      | 1         |
| STOP NETS . . . . .                 | 4                      | -       | -           | -         | -      | 4         |
| LENGTH, YARDS . . . . .             | 2,000                  | -       | -           | -         | -      | 2,000     |
| FYKE NETS, FISH . . . . .           | -                      | 129     | -           | 913       | 23     | 1,065     |
| DIP NETS:                           |                        |         |             |           |        |           |
| COMMON . . . . .                    | 30                     | -       | -           | 94        | -      | 124       |
| DROP . . . . .                      | -                      | -       | -           | 6,800     | -      | 6,800     |
| CAST NETS . . . . .                 | 38                     | -       | 52          | -         | -      | 90        |
| OTTER TRAWLS, SHRIMP . . . . .      | 157                    | 01      | 876         | 2,623     | 1,426  | 5,483     |
| YARDS AT MOUTH . . . . .            | 2,449                  | 6,137   | 16,231      | 48,211    | 30,849 | 103,877   |
| TRAPS, BRUSH . . . . .              | -                      | -       | -           | 88,500    | -      | 88,500    |
| POTS:                               |                        |         |             |           |        |           |
| SPINY LOBSTER . . . . .             | 11,840                 | -       | -           | -         | -      | 11,840    |
| RAB . . . . .                       | 2,530                  | -       | -           | 150       | 1,340  | 4,020     |
| FISH . . . . .                      | -                      | 235     | -           | -         | -      | 235       |
| SPEARS . . . . .                    | 55                     | 34      | -           | -         | 43     | 132       |
| DREDGES:                            |                        |         |             |           |        |           |
| CLAM . . . . .                      | 3                      | -       | -           | -         | -      | 3         |
| YARDS AT MOUTH . . . . .            | 3                      | -       | -           | -         | -      | 3         |
| OYSTER, COMMON . . . . .            | -                      | -       | 246         | 122       | 25     | 435       |
| YARDS AT MOUTH . . . . .            | -                      | -       | 260         | 146       | 29     | 435       |
| SCALLOP . . . . .                   | 36                     | -       | -           | -         | -      | 36        |
| YARDS AT MOUTH . . . . .            | 36                     | -       | -           | -         | -      | 36        |

(CONTINUED ON NEXT PAGE)



SUMMARY OF OPERATING UNITS, 1949 - Continued

| ITEM:                         | FLORIDA,<br>WEST COAST | ALABAMA | MISSISSIPPI | LOUISIANA | TEXAS  | TOTAL  |
|-------------------------------|------------------------|---------|-------------|-----------|--------|--------|
|                               | NUMBER                 | NUMBER  | NUMBER      | NUMBER    | NUMBER | NUMBER |
| APPARATUS:- CONTINUED:        |                        |         |             |           |        |        |
| TONGS, OYSTER . . . . .       | 358                    | 577     | 254         | 856       | 105    | 2,150  |
| RAKES, OTHER THAN FOR OYSTERS | 16                     | -       | -           | -         | -      | 16     |
| CRABS, FROG . . . . .         | -                      | -       | -           | 27        | -      | 27     |
| COQUINA SCOOPS . . . . .      | 2                      | -       | -           | -         | -      | 2      |
| HOOKS, SPONGE . . . . .       | 29                     | -       | -           | -         | -      | 29     |
| DIVING OUTFIT . . . . .       | 40                     | -       | -           | -         | -      | 40     |

CATCH BY STATES, 1949

| SPECIES                               | FLORIDA,<br>WEST COAST |           | ALABAMA   |         | MISSISSIPPI |         |
|---------------------------------------|------------------------|-----------|-----------|---------|-------------|---------|
|                                       | POUNDS                 | VALUE     | POUNDS    | VALUE   | POUNDS      | VALUE   |
| AMBERJACK . . . . .                   | 102,800                | \$5,614   | -         | -       | -           | -       |
| BARRACUDA . . . . .                   | 43,100                 | 2,236     | -         | -       | -           | -       |
| BLUEFISH . . . . .                    | 564,000                | 75,229    | 5,300     | \$741   | 2,100       | \$256   |
| BLUERUNNER OR HARDTAIL . . . . .      | 1,092,100              | 32,375    | 41,600    | 1,664   | 800         | 40      |
| BUFFALOFISH . . . . .                 | -                      | -         | 68,400    | 4,788   | -           | -       |
| CABIO OR CRAB EATER . . . . .         | 19,900                 | 1,179     | 1,500     | 210     | 1,300       | 173     |
| CATFISH AND GULLHEADS . . . . .       | 26,200                 | 5,230     | 99,900    | 21,978  | -           | -       |
| CERO . . . . .                        | 2,300                  | 210       | -         | -       | -           | -       |
| CIGARFISH . . . . .                   | 4,000                  | 124       | -         | -       | -           | -       |
| CREVALLE . . . . .                    | 419,500                | 14,003    | 2,900     | 116     | -           | -       |
| CROAKER . . . . .                     | 120,400                | 7,569     | 23,800    | 1,428   | 9,300       | 465     |
| DOLPHIN . . . . .                     | 100                    | 7         | -         | -       | -           | -       |
| DRUM:                                 |                        |           |           |         |             |         |
| BLACK . . . . .                       | 186,000                | 12,640    | 60,600    | 4,187   | 30,700      | 2,455   |
| RED OR REDFISH . . . . .              | 1,670,000              | 221,210   | 111,700   | 22,435  | 76,100      | 15,981  |
| EELS, COMMON . . . . .                | 200                    | 10        | -         | -       | -           | -       |
| FLOUNDERS . . . . .                   | 289,800                | 50,957    | 89,300    | 16,770  | 40,900      | 7,775   |
| GROUPERS . . . . .                    | 8,052,900              | 794,810   | 160,000   | 19,800  | 29,200      | 4,060   |
| GRUNTS . . . . .                      | 84,600                 | 6,936     | -         | -       | -           | -       |
| HOGFISH . . . . .                     | 14,700                 | 1,488     | -         | -       | -           | -       |
| JEMFISH . . . . .                     | 177,900                | 9,310     | 3,600     | 396     | -           | -       |
| KING MACKEREL . . . . .               | 1,415,200              | 185,364   | 1,600     | 160     | -           | -       |
| KING WHITING OR "KINGFISH" . . . . .  | 137,700                | 11,635    | 49,200    | 2,953   | 75,400      | 3,770   |
| MENHADEN . . . . .                    | 24,879,400             | 269,470   | -         | -       | 44,578,500  | 485,906 |
| MOJARRA . . . . .                     | 514,500                | 30,820    | -         | -       | -           | -       |
| MUDFISH . . . . .                     | 31,900                 | 1,590     | -         | -       | -           | -       |
| MULLET . . . . .                      | 29,749,400             | 3,113,332 | 950,600   | 75,740  | 200,300     | 16,024  |
| MUTTONFISH . . . . .                  | 45,100                 | 7,229     | -         | -       | -           | -       |
| PADDLEFISH OR SPOONBILL CAT . . . . . | -                      | -         | 4,500     | 675     | -           | -       |
| PERMIT . . . . .                      | 20,700                 | 1,116     | -         | -       | -           | -       |
| PIGFISH . . . . .                     | 49,600                 | 3,327     | -         | -       | -           | -       |
| PINFISH . . . . .                     | 10,200                 | 408       | -         | -       | -           | -       |
| POMPANO . . . . .                     | 644,900                | 336,570   | 1,100     | 528     | -           | -       |
| SEA CATFISH . . . . .                 | 1,020,300              | 40,902    | 31,800    | 1,908   | 24,700      | 1,235   |
| SEA TROUT OR WEAKFISH:                |                        |           |           |         |             |         |
| SPOTTED . . . . .                     | 4,278,600              | 836,920   | 143,000   | 31,502  | 102,900     | 74,633  |
| WHITE . . . . .                       | 279,500                | 24,673    | 7,900     | 5,185   | 93,900      | 4,695   |
| SHEEPSHEAD:                           |                        |           |           |         |             |         |
| FRESH-WATER . . . . .                 | 9,100                  | 637       | 3,500     | 175     | -           | -       |
| SALT-WATER . . . . .                  | 218,300                | 18,236    | 45,400    | 4,511   | 17,800      | 1,749   |
| SNAPPER:                              |                        |           |           |         |             |         |
| MANGROVE . . . . .                    | 162,200                | 18,929    | -         | -       | -           | -       |
| RED . . . . .                         | 5,184,500              | 1,210,564 | 1,343,200 | 335,800 | 135,900     | 33,975  |
| WHITE . . . . .                       | 31,100                 | 3,370     | -         | -       | -           | -       |
| S.OOK OR SERJEANTFISH . . . . .       | 681,400                | 88,180    | -         | -       | -           | -       |
| SPADEFISH . . . . .                   | 200                    | 10        | -         | -       | -           | -       |
| SPANISH MACKEREL . . . . .            | 3,445,000              | 376,204   | 427,500   | 41,778  | 1,200       | 114     |
| SPOT . . . . .                        | 235,500                | 14,939    | 5,800     | 344     | 4,900       | 245     |
| STURGEON . . . . .                    | 4,000                  | 480       | 900       | 175     | -           | -       |
| TENPOUNDER . . . . .                  | 679,700                | 21,434    | 8,400     | 336     | 300         | 12      |
| TRIGGERFISH . . . . .                 | 14,300                 | 710       | -         | -       | -           | -       |
| TRIPLETAIL . . . . .                  | 2,700                  | 210       | 2,400     | 336     | 2,400       | 284     |
| YELLOWTAIL . . . . .                  | 174,700                | 31,626    | -         | -       | -           | -       |
| TOTAL . . . . .                       | 86,788,600             | 7,893,002 | 3,777,400 | 596,589 | 45,428,600  | 603,847 |

(CONTINUED ON NEXT PAGE)

## CATCH BY STATES, 1949 - Continued

| SPECIES                | FLORIDA, WEST COAST |           | ALABAMA    |           | MISSISSIPPI |           |
|------------------------|---------------------|-----------|------------|-----------|-------------|-----------|
|                        | POUNDS              | VALUE     | POUNDS     | VALUE     | POUNDS      | VALUE     |
| CRABS: SHELLFISH, ETC. |                     |           |            |           |             |           |
| BLUE:                  |                     |           |            |           |             |           |
| HARD                   | 2,055,700           | \$90,790  | 2,128,000  | \$106,400 | 4,163,000   | \$208,150 |
| STONE                  | 53,100              | 26,555    | -          | -         | -           | -         |
| TOTAL CRABS            | 2,108,800           | 117,345   | 2,128,000  | 106,400   | 4,163,000   | 208,150   |
| CRUSTACEAN, SPIN:      | 1,481,800           | 188,704   | -          | -         | -           | -         |
| SHRIMP                 | 1,634,000           | 372,272   | 2,663,900  | 608,485   | 2,841,500   | 674,650   |
| CLAMS:                 |                     |           |            |           |             |           |
| COQUINA                | 100                 | 30        | -          | -         | -           | -         |
| HARD, PUBLIC           | 84,900              | 29,420    | -          | -         | -           | -         |
| TOTAL CLAMS            | 85,000              | 29,450    | -          | -         | -           | -         |
| CONCHS                 | 500                 | 40        | -          | -         | -           | -         |
| OYSTERS, MARKET:       |                     |           |            |           |             |           |
| PUBLIC, SPRING         | 570,200             | 237,519   | 1,198,200  | 503,244   | 456,400     | 136,424   |
| PUBLIC, FALL           | 399,500             | 160,313   | 369,000    | 151,290   | 5,500       | 2,201     |
| PRIVATE, SPRING        | 115,300             | 47,473    | 11,700     | 4,914     | -           | -         |
| PRIVATE, FALL          | 1,400               | 588       | 6,900      | 2,829     | -           | -         |
| TOTAL OYSTERS          | 1,086,400           | 445,893   | 1,585,800  | 662,277   | 461,900     | 138,625   |
| SCALLOPS, BAY          | 135,900             | 58,504    | -          | -         | -           | -         |
| TERRAPIN, DIAMOND-BACK | 15,400              | 632       | -          | -         | -           | -         |
| TURTLES:               |                     |           |            |           |             |           |
| GREEN                  | 11,000              | 1,110     | -          | -         | -           | -         |
| LOGGERHEAD             | 2,000               | 200       | -          | -         | -           | -         |
| FROGS                  | 2,000               | 660       | -          | -         | -           | -         |
| SPONGES:               |                     |           |            |           |             |           |
| GRASS                  | 6,500               | 6,530     | -          | -         | -           | -         |
| SHEEPSHEAD             | 57,700              | 435,176   | -          | -         | -           | -         |
| YELLOW                 | 4,500               | 9,097     | -          | -         | -           | -         |
| TOTAL                  | 6,631,500           | 1,685,613 | 6,377,700  | 1,377,162 | 7,466,400   | 1,021,425 |
| GRAND TOTAL            | 93,420,100          | 9,578,615 | 10,155,100 | 1,973,751 | 52,895,000  | 1,675,272 |

| SPECIES                    | LOUISIANA   |           | TEXAS      |         | TOTAL       |           |
|----------------------------|-------------|-----------|------------|---------|-------------|-----------|
|                            | POUNDS      | VALUE     | POUNDS     | VALUE   | POUNDS      | VALUE     |
| AMBERJACK                  | -           | -         | -          | -       | 102,800     | \$5,614   |
| BARRACUDA                  | -           | -         | -          | -       | 43,100      | 2,236     |
| BLUEFISH                   | 5,100       | \$765     | 1,600      | \$214   | 578,100     | 77,205    |
| BLUE RUPINER OR HARDTAIL   | 1,100       | 44        | -          | -       | 1,135,600   | 34,123    |
| BUFFALOFISH                | 716,000     | 58,054    | 10,000     | 693     | 794,400     | 63,535    |
| CABIO OR CRAB EATER        | 2,200       | 278       | 2,500      | 177     | 27,400      | 2,017     |
| CARP                       | 24,000      | 1,440     | -          | -       | 24,000      | 1,440     |
| CATFISH AND BULLHEADS      | 3,691,700   | 785,682   | 18,400     | 4,228   | 3,836,200   | 817,118   |
| CERO                       | -           | -         | -          | -       | 2,300       | 210       |
| CIGARFISH                  | -           | -         | -          | -       | 4,000       | 124       |
| REVALLE                    | 100         | 4         | -          | -       | 421,500     | 14,123    |
| CROAKER                    | 63,000      | 4,557     | 14,800     | 869     | 231,300     | 14,888    |
| DOLPHIN                    | -           | -         | -          | -       | 100         | 7         |
| DRUM:                      |             |           |            |         |             |           |
| BLACK                      | 206,500     | 16,498    | 747,000    | 68,377  | 1,230,800   | 104,157   |
| RED OR REDFISH             | 479,900     | 100,582   | 519,900    | 10,116  | 2,857,600   | 464,324   |
| EELS, COMMON               | -           | -         | -          | -       | 200         | 10        |
| FLOUNDERS                  | 180,900     | 3,573     | 219,900    | 50,001  | 820,800     | 160,176   |
| GARFISH                    | 181,800     | 10,299    | -          | -       | 181,800     | 10,299    |
| GROUPERS                   | 5,200       | 728       | 130,000    | 15,593  | 8,397,300   | 834,991   |
| GRUNTS                     | -           | -         | -          | -       | 84,600      | 6,936     |
| HOGFISH                    | -           | -         | -          | -       | 14,700      | 1,288     |
| JEWFISH                    | -           | -         | 5,300      | 98      | 186,800     | 10,234    |
| KING MACKEREL              | 1,400       | 98        | 800        | 50      | 1,119,000   | 185,672   |
| KING WHITING OR "KINGFISH" | 273,600     | 19,745    | 99,700     | 5,718   | 635,600     | 43,821    |
| MENHADEN                   | 165,913,400 | 2,016,307 | 41,135,300 | 473,757 | 276,506,600 | 3,244,440 |
| MOJARRA                    | -           | -         | -          | -       | 51,500      | 30,820    |
| MOONFISH                   | -           | -         | -          | -       | 31,800      | 1,250     |
| MULLET                     | 571,400     | 45,511    | 421,700    | 31,136  | 31,892,900  | 3,281,782 |
| MUTTONFISH                 | -           | -         | -          | -       | 45,100      | 7,229     |
| PADDFISH OR SPONDILL CAT   | 43,700      | 8,175     | -          | -       | 47,700      | 8,850     |
| PINFISH                    | -           | -         | -          | -       | 70,700      | 1,116     |
| PILGFISH                   | -           | -         | -          | -       | 49,600      | 3,317     |
| PINKFISH                   | -           | -         | -          | -       | 10,200      | 408       |
| POKPAHO                    | -           | -         | 100        | 48      | 645,100     | 337,466   |
| SA FISH                    | 3,900       | 1,396     | -          | -       | 34,900      | 1,396     |
| SEA CATFISH                | 163,800     | 10,518    | 171,400    | 7,912   | 1,372,000   | 62,475    |
| SEA TROUT OR WEAKFISH:     |             |           |            |         |             |           |
| SPOITED                    | 69,600      | 172,707   | 614,400    | 141,387 | 5,831,500   | 1,206,649 |
| WHITE                      | 193,700     | 15,737    | 15,100     | 797     | 657,100     | 51,032    |

(CONTINUED ON NEXT PAGE)

## CATCH BY STATES, 1949 - Continued

| SPECIES                          | LOUISIANA   |            | TEXAS      |           | TOTAL       |            |
|----------------------------------|-------------|------------|------------|-----------|-------------|------------|
|                                  | POUNDS      | VALUE      | POUNDS     | VALUE     | POUNDS      | VALUE      |
| FISH - CONTINUED                 |             |            |            |           |             |            |
| SHARKS . . . . .                 | 42,900      | \$1,716    | 25,000     | \$250     | 67,900      | \$1,966    |
| SHEEPSHEAD . . . . .             | -           | -          | -          | -         | -           | -          |
| FRESH-WATER . . . . .            | 889,400     | 69,784     | -          | -         | 902,000     | 70,596     |
| SALT-WATER . . . . .             | 170,700     | 19,337     | 13,900     | 1,362     | 466,100     | 45,195     |
| SNAPPER:                         |             |            |            |           |             |            |
| MANCROVE . . . . .               | -           | -          | -          | -         | 162,200     | 18,929     |
| RED . . . . .                    | 169,900     | 41,523     | 1,054,400  | 242,506   | 7,887,900   | 1,864,368  |
| WHITE . . . . .                  | -           | -          | -          | -         | 31,100      | 3,700      |
| SNOOK OR SERGEANTFISH . . . . .  | -           | -          | 400        | 28        | 681,800     | 86,208     |
| SPADEFISH . . . . .              | -           | -          | -          | -         | 200         | 10         |
| SPANISH MACKEREL . . . . .       | 5,300       | 599        | 2,200      | 270       | 3,876,200   | 418,965    |
| SPOT . . . . .                   | 18,100      | 2,030      | 1,300      | -         | 265,600     | 17,629     |
| STURGEON . . . . .               | 100         | 10         | -          | -         | 5,000       | 635        |
| TENPOUNDER . . . . .             | 12,400      | 496        | -          | -         | 700,800     | 22,278     |
| TRIGGERFISH . . . . .            | -           | -          | -          | -         | 14,300      | 710        |
| TRIPLETAIL . . . . .             | 15,000      | 2,003      | 100        | 9         | 22,600      | 2,842      |
| TUNA, LITTLE . . . . .           | -           | -          | 100        | 10        | 100         | 10         |
| YELLOWTAIL . . . . .             | -           | -          | -          | -         | 174,200     | 34,626     |
| TOTAL . . . . .                  | 74,769,300  | 3,442,836  | 45,184,800 | 1,150,072 | 355,948,700 | 13,686,346 |
| SHELLFISH, ETC.                  |             |            |            |           |             |            |
| CRABS:                           |             |            |            |           |             |            |
| BLUE:                            |             |            |            |           |             |            |
| HARD . . . . .                   | 17,873,700  | 554,601    | 374,100    | 22,422    | 26,594,500  | 982,363    |
| SOFT AND PEELERS . . . . .       | 455,300     | 192,282    | -          | -         | 455,300     | 192,282    |
| STONE . . . . .                  | -           | -          | -          | -         | 53,100      | 26,555     |
| TOTAL CRABS . . . . .            | 18,329,000  | 746,883    | 374,100    | 22,422    | 27,102,900  | 1,201,200  |
| GRAYFISH, FRESH-WATER . . . . .  | 39,900      | 666        | -          | -         | 39,900      | 666        |
| LOBSTER, SPINY . . . . .         | -           | -          | -          | -         | 1,481,800   | 188,704    |
| SHRIMP . . . . .                 | 85,706,900  | 19,732,728 | 33,668,000 | 7,819,074 | 126,514,300 | 29,207,209 |
| CLAMS:                           |             |            |            |           |             |            |
| COQUINA . . . . .                | -           | -          | -          | -         | 100         | 30         |
| HARD, PUBLIC . . . . .           | -           | -          | -          | -         | 84,900      | 29,420     |
| TOTAL CLAMS . . . . .            | -           | -          | -          | -         | 85,000      | 29,450     |
| CONCHS . . . . .                 | -           | -          | -          | -         | 500         | 40         |
| OYSTER, MARKET:                  |             |            |            |           |             |            |
| PUBLIC, SPRING . . . . .         | 3,240,200   | 756,165    | 217,300    | 110,118   | 5,712,300   | 1,743,470  |
| PUBLIC, FALL . . . . .           | 19,000      | 5,909      | 52,000     | 22,584    | 845,000     | 342,297    |
| PRIVATE, SPRING . . . . .        | 4,999,600   | 2,105,649  | -          | -         | 5,126,600   | 2,158,036  |
| PRIVATE, FALL . . . . .          | 1,428,700   | 591,618    | -          | -         | 1,437,000   | 595,035    |
| TOTAL OYSTERS . . . . .          | 9,687,500   | 3,459,341  | 299,300    | 132,702   | 13,120,900  | 4,838,838  |
| SCALLOPS, BAY . . . . .          | -           | -          | -          | -         | 135,900     | 58,504     |
| SQUID . . . . .                  | 4,000       | 160        | 4,600      | 230       | 8,600       | 390        |
| TERRAPIN, DIAMOND-BACK . . . . . | -           | -          | -          | -         | 15,00       | 637        |
| TURTLES:                         |             |            |            |           |             |            |
| GREEN . . . . .                  | 5,300       | 590        | -          | -         | 16,500      | 1,700      |
| LOGGERHEAD . . . . .             | 500         | 40         | -          | -         | 2,500       | 240        |
| SNAPPER . . . . .                | 3,200       | 280        | -          | -         | 3,200       | 280        |
| FROGS . . . . .                  | 41,600      | 20,113     | -          | -         | 43,600      | 20,773     |
| SPONGES:                         |             |            |            |           |             |            |
| GRASS . . . . .                  | -           | -          | -          | -         | 6,500       | 6,530      |
| SHEEPSHEAD . . . . .             | -           | -          | -          | -         | 57,700      | 455,176    |
| YELLOW . . . . .                 | -           | -          | -          | -         | 4,500       | 9,097      |
| TOTAL . . . . .                  | 113,817,900 | 23,960,801 | 34,366,000 | 7,974,428 | 168,639,500 | 36,019,429 |
| GRAND TOTAL . . . . .            | 268,587,200 | 27,403,637 | 79,530,800 | 9,124,500 | 524,588,200 | 49,705,775 |

NOTE:--A TOTAL OF 8,652,600 POUNDS OF SHRIMP AND 1,790,800 POUNDS OF OYSTERS LISTED FOR LOUISIANA WERE TAKEN BY MISSISSIPPI CRAFT IN LOUISIANA WATERS AND LANDED IN MISSISSIPPI.

## AVERAGE WEIGHTS OF CERTAIN SHELLFISH, 1949

| ITEM                      |                            | FLORIDA    | ALABAMA  | MISSISSIPPI | LOUISIANA | TEXAS    |
|---------------------------|----------------------------|------------|----------|-------------|-----------|----------|
|                           |                            | WEST COAST |          |             |           |          |
|                           |                            | QUANTITY   | QUANTITY | QUANTITY    | QUANTITY  | QUANTITY |
| CRABS:                    |                            |            |          |             |           |          |
| BLUE:                     |                            |            |          |             |           |          |
| HARD                      | NUMBER PER POUND           | 2.07       | 2.40     | 2.00        | 2.09      | 1.74     |
| SOFT AND PEELERS          | DO                         | -          | -        | -           | 7.94      | -        |
| STONE . . . . .           | DO                         | 1.00       | -        | -           | -         | -        |
| CLAMS:                    |                            |            |          |             |           |          |
| COQUINA . . . . .         | LBS. MEATS PER U.S. BUSHEL | 8.00       | -        | -           | -         | -        |
| HARD, PUBLIC . . . . .    | DO                         | 8.05       | -        | -           | -         | -        |
| CONCHS . . . . .          | DO                         | 15.00      | -        | -           | -         | -        |
| OYSTERS, MARKET:          |                            |            |          |             |           |          |
| PUBLIC, SPRING . . . . .  | DO                         | 4.14       | 5.20     | 3.58        | 3.66      | 4.28     |
| PUBLIC, FALL . . . . .    | DO                         | 3.99       | 4.50     | 3.90        | 3.93      | 4.00     |
| PRIVATE, SPRING . . . . . | DO                         | 4.20       | 5.20     | -           | 4.72      | -        |
| PRIVATE, FALL . . . . .   | DO                         | 4.20       | 4.50     | -           | 3.91      | -        |
| SCALLOPS, BAY . . . . .   | DO                         | 5.06       | -        | -           | -         | -        |

NOTE:--BUSHELS REPRESENT U.S. STANDARD BUSHEL OF 2,150.4 CUBIC INCHES CAPACITY.

## SUPPLEMENTARY REVIEW OF THE CATCH OF CERTAIN SHELLFISH, 1949


| STATE                                 | FLORIDA, WEST COAST |           | ALABAMA   |           | MISSISSIPPI |           |
|---------------------------------------|---------------------|-----------|-----------|-----------|-------------|-----------|
|                                       | QUANTITY            | VALUE     | QUANTITY  | VALUE     | QUANTITY    | VALUE     |
| CRABS:                                |                     |           |           |           |             |           |
| BLUE, HARD . . . . . NUMBER           | 4,264,428           | \$90,790  | 5,107,880 | \$106,400 | 8,325,996   | \$208,150 |
| SOFT . . . . . DO                     | 53,100              | 26,555    | -         | -         | -           | -         |
| CLAMS:                                |                     |           |           |           |             |           |
| SOULHA . . . . . U.S. STANDARD BUSHEL | 12                  | 30        | -         | -         | -           | -         |
| HARD, PUBLIC . . . . . DO             | 10,547              | 29,420    | -         | -         | -           | -         |
| OYSTERS, MARKET:                      |                     |           |           |           |             |           |
| PUBLIC, SPRING . . . . . DO           | 137,775             | 237,519   | 230,423   | 503,244   | 127,522     | 136,424   |
| PUBLIC, FALL . . . . . DO             | 100,156             | 160,313   | 82,000    | 151,290   | 1,410       | 2,201     |
| PRIVATE, SPRING . . . . . DO          | 27,452              | 47,473    | 2,350     | 4,914     | -           | -         |
| PRIVATE, FALL . . . . . DO            | 333                 | 588       | 1,533     | 2,829     | -           | -         |
| SCALLOPS, BAY . . . . . DO            | 26,858              | 58,50     | -         | -         | -           | -         |
|                                       |                     |           |           |           |             |           |
|                                       | LOUISIANA           |           | TEXAS     |           | TOTAL       |           |
|                                       | QUANTITY            | VALUE     | QUANTITY  | VALUE     | QUANTITY    | VALUE     |
| RABS:                                 |                     |           |           |           |             |           |
| BLUE:                                 |                     |           |           |           |             |           |
| HARD . . . . . NUMBER                 | 37,376,256          | \$554,601 | 651,108   | \$22,422  | 55,720,668  | \$982,363 |
| SOFT AND PEELERS . . . . . DO         | 1,336,584           | 192,282   | -         | -         | 1,336,584   | 192,282   |
| SOFT . . . . . DO                     | -                   | -         | -         | -         | 53,100      | 26,555    |
| CLAMS:                                |                     |           |           |           |             |           |
| SOULHA . . . . . U.S. STANDARD BUSHEL | -                   | -         | -         | -         | 12          | 30        |
| HARD, PUBLIC . . . . . DO             | -                   | -         | -         | -         | 10,547      | 29,420    |
| OYSTERS, MARKET:                      |                     |           |           |           |             |           |
| PUBLIC, SPRING . . . . . DO           | 935,843             | 756,165   | 57,755    | 110,118   | 1,489,317   | 1,743,470 |
| PUBLIC, FALL . . . . . DO             | 4,833               | 5,909     | 13,000    | 22,584    | 201,399     | 342,297   |
| PRIVATE, SPRING . . . . . DO          | 1,184,133           | 2,105,639 | -         | -         | 1,213,835   | 2,158,036 |
| PRIVATE, FALL . . . . . DO            | 365,147             | 591,618   | -         | -         | 307,013     | 595,035   |
| SCALLOPS, BAY . . . . . DO            | -                   | -         | -         | -         | 26,858      | 58,504    |

NOTE:--BUSHELS REPRESENT U.S. STANDARD BUSHEL OF 2,150.4 CUBIC INCHES CAPACITY.

CAST NET



TROT LINE



MANUFACTURED FISHERY PRODUCTS, VARIOUS YEARS <sup>1/</sup>

| ITEM                                    | YEAR | UNIT           | MISSISSIPPI AND ALABAMA |             | LOUISIANA AND TEXAS |             |
|---|------|----------------|-------------------------|-------------|---------------------|-------------|
|   |      |                | QUANTITY                | VALUE       | QUANTITY            | VALUE       |
| <b>BY MANUFACTURING ESTABLISHMENTS:</b> |      |                |                         |             |                     |             |
| <b>MENHADEN:</b>                        |      |                |                         |             |                     |             |
| MEAL AND DRY SCRAP . . . . .            | 1949 | TONS           | (2)                     | (2)         | 22,038              | \$3,786,428 |
| OIL . . . . .                           | 1949 | GALLONS        | (2)                     | (2)         | 2,244,269           | 828,505     |
| SEA TROUT, SALTED . . . . .             | 1940 | POUNDS         | -                       | -           | 3,000               | 649         |
| <b>CRABS, HARD, BLUE:</b>               |      |                |                         |             |                     |             |
| CANNED . . . . .                        | 1949 | STANDARD CASES | 8,887                   | \$153,442   | 10,857              | 217,241     |
| MEAT, FRESH-COOKED . . . . .            | 1940 | POUNDS         | 286,051                 | 88,357      | 1,482,681           | 393,646     |
| <b>OYSTERS:</b>                         |      |                |                         |             |                     |             |
| CANNED . . . . .                        | 1949 | STANDARD CASES | 92,865                  | 1,371,009   | 177,357             | 2,491,455   |
| FRESH-SHUCKED . . . . .                 | 1940 | GALLONS        | 84,284                  | 136,306     | 294,924             | 446,331     |
| LIME AND GRIT . . . . .                 | 1949 | TONS           | -                       | -           | 243,308             | 1,473,343   |
| <b>SHRIMP:</b>                          |      |                |                         |             |                     |             |
| CANNED . . . . .                        | 1949 | STANDARD CASES | 134,174                 | 2,264,705   | 495,800             | 8,371,199   |
| SPECIALTIES, CANNED . . . . .           | 1949 | DO             | (2)                     | (2)         | 3,192               | 86,527      |
| COOKED, PEELED . . . . .                | 1940 | POUNDS         | 211,425                 | 58,530      | 863,895             | 237,586     |
| FROZEN, PACKAGED . . . . .              | 1940 | DO             | 1,986,119               | 263,034     | 12,403,660          | 1,713,015   |
| SUN DRIED . . . . .                     | 1940 | DO             | -                       | -           | 1,930,400           | 326,416     |
| MEAL OR BRAN . . . . .                  | 1949 | TONS           | -                       | -           | 1,208               | 109,292     |
| TURTLE SOUP, CANNED . . . . .           | 1949 | STANDARD CASES | -                       | -           | 1,313               | 32,428      |
| <b>UNCLASSIFIED PRODUCTS:</b>           |      |                |                         |             |                     |             |
| BY PRODUCTS . . . . .                   | 1949 | -              | -                       | 3/1,078,888 | -                   | (4)         |
| MISCELLANEOUS PRODUCTS . . . . .        | 19-9 | -              | -                       | 5/45,310    | -                   | 6/98,939    |
| TOTAL . . . . .                         |      |                |                         | 5,459,581   |                     | 20,613,000  |

- 1/ DATA ON THE PRODUCTION OF THE DIFFERENT PRODUCTS ARE FOR THE YEARS INDICATED.
  - 2/ THIS ITEM HAS BEEN INCLUDED UNDER "UNCLASSIFIED PRODUCTS."
  - 3/ INCLUDES MENHADEN MEAL, DRY SCRAP, AND OIL; MISCELLANEOUS MEAL; AND FISH SOLUBLES.
  - 4/ THIS ITEM HAS BEEN INCLUDED WITH MISCELLANEOUS PRODUCTS.
  - 5/ INCLUDES CANNED SPECIALTY PACKS OF CRAB, OYSTER, AND SHRIMP; FRESH GROUPER FILLETS; FRESH STEAKS OF GROUPER, RED SNAPPER, AND SEA BASS; AND FROZEN STEAKS OF GROUPER AND RED SNAPPER.
  - 6/ INCLUDES SPECIALTY PACKS OF CANNED CRAYFISH BISQUE, SOFT SHELL CRABS, LOBSTER BISQUE, SMOKED OYSTERS, DEVILED OYSTERS, OYSTER SOUP, BOUILLABAISSSE, AND GUMBO; AND MENHADEN FISH SOLUBLES.
- NOTE:--SOME OF THE ABOVE PRODUCTS MAY HAVE BEEN MANUFACTURED FROM PRODUCTS IMPORTED FROM ANOTHER STATE OR A FOREIGN COUNTRY; THEREFORE THEY CANNOT BE CORRELATED DIRECTLY WITH THE CATCH WITHIN THE STATE.

SUMMARY OF MANUFACTURED FISHERY PRODUCTS, VARIOUS YEARS

| SUMMARY OF STATES     |  | VALUE       |
|-----------------------|--|-------------|
| STATE                 |  |             |
| MISSISSIPPI . . . . . |  | \$4,570,966 |
| ALABAMA . . . . .     |  | 888,615     |
| LOUISIANA . . . . .   |  | 18,143,176  |
| TEXAS . . . . .       |  | 2,469,824   |
| TOTAL . . . . .       |  | 26,072,581  |

| SUMMARY OF PRODUCTS                    | YEAR | UNIT           | QUANTITY   | VALUE        |
|--|------|----------------|------------|--------------|
| <b>ITEM</b>                            |      |                |            |              |
| CANNED FISH AND SHELLFISH . . . . .    | 1949 | STANDARD CASES | 927,179    | \$15,072,804 |
| PACKAGED FISH AND BYPRODUCTS . . . . . | 1949 | -              | -          | 7,335,907    |
| PACKAGED SHELLFISH . . . . .           | 1940 | POUNDS         | 22,481,426 | 3,663,221    |
| SALTED, DRIED AND PICKLED . . . . .    | 1940 | DO             | 3,000      | 649          |
| TOTAL . . . . .                        |      |                |            | 26,072,581   |



**GULF FISHERIES**  
**FLORIDA (WEST COAST)**

**OPERATING UNITS BY GEAR, 1949**

| ITEM                              | PURSE SEINES,<br>MENNADEN | HAUL SEINES,<br>COMMON         | GILL NETS     |                                 | TRIMMEL<br>NETS |                  |
|-----------------------------------|---------------------------|--------------------------------|---------------|---------------------------------|-----------------|------------------|
|                                   |                           |                                | DRIFT         | RUMAROUND                       |                 |                  |
|                                   | NUMBER                    | NUMBER                         | NUMBER        | NUMBER                          | NUMBER          |                  |
| FISHERMEN:                        |                           |                                |               |                                 |                 |                  |
| ON VESSELS . . . . .              | 120                       | 132                            | -             | 113                             | 38              |                  |
| ON BOATS AND SHORE:               |                           |                                |               |                                 |                 |                  |
| REGULAR . . . . .                 | -                         | 532                            | 4             | 2,475                           | 961             |                  |
| CASUAL . . . . .                  | -                         | 136                            | -             | 59                              | -               |                  |
| TOTAL . . . . .                   | 120                       | 800                            | 4             | 2,647                           | 999             |                  |
| VESSELS, MOTOR . . . . .          | 6                         | 26                             | -             | 34                              | 13              |                  |
| NET TONNAGE . . . . .             | 249                       | 235                            | -             | 276                             | 107             |                  |
| BOATS:                            |                           |                                |               |                                 |                 |                  |
| MOTOR . . . . .                   | -                         | 90                             | 2             | 882                             | 357             |                  |
| OTHER . . . . .                   | -                         | 93                             | -             | 1,505                           | 562             |                  |
| ACCESSORY BOATS . . . . .         | 18                        | 36                             | -             | 67                              | 21              |                  |
| APPARATUS:                        |                           |                                |               |                                 |                 |                  |
| NUMBER . . . . .                  | 6                         | 222                            | 2             | 1,921                           | 790             |                  |
| LENGTH, YARDS . . . . .           | 2,250                     | 126,100                        | -             | -                               | -               |                  |
| SQUARE YARDS . . . . .            | -                         | -                              | 310           | 2,669,803                       | 604,721         |                  |
|                                   |                           |                                |               |                                 |                 |                  |
|                                   | LINES                     |                                |               |                                 |                 |                  |
| ITEM                              | HAND                      | TRAWL OR<br>TROT WITH<br>HOOKS | TROLL         | TROT WITH<br>BAITS OR<br>SMOODS | FOUND<br>NETS   |                  |
|                                   | NUMBER                    | NUMBER                         | NUMBER        | NUMBER                          | NUMBER          |                  |
| FISHERMEN:                        |                           |                                |               |                                 |                 |                  |
| ON VESSELS . . . . .              | 1,099                     | 3                              | 8             | -                               | -               |                  |
| ON BOATS AND SHORE:               |                           |                                |               |                                 |                 |                  |
| REGULAR . . . . .                 | 1,011                     | 9                              | 102           | 82                              | 4               |                  |
| CASUAL . . . . .                  | 1,012                     | 12                             | 93            | 29                              | -               |                  |
| TOTAL . . . . .                   | 3,122                     | 24                             | 203           | 111                             | 4               |                  |
| VESSELS, MOTOR . . . . .          | 195                       | 1                              | 6             | -                               | -               |                  |
| NET TONNAGE . . . . .             | 2,965                     | 9                              | 34            | -                               | -               |                  |
| BOATS:                            |                           |                                |               |                                 |                 |                  |
| MOTOR . . . . .                   | 609                       | -                              | 153           | 24                              | 2               |                  |
| OTHER . . . . .                   | 1,123                     | 21                             | -             | 82                              | -               |                  |
| APPARATUS:                        |                           |                                |               |                                 |                 |                  |
| NUMBER . . . . .                  | 3,093                     | 23                             | 399           | 119                             | 1               |                  |
| HOOKS, BAITS, OR SMOODS . . . . . | 4,845                     | 12,550                         | 399           | 95,200                          | -               |                  |
|                                   |                           |                                |               |                                 |                 |                  |
|                                   |                           |                                |               |                                 |                 |                  |
| ITEM                              | STOP<br>NETS              | DIP<br>NETS,<br>OMMO           | LASSI<br>NETS | OTTER<br>RAWLS,<br>SHRIMP       | POTS            |                  |
|                                   |                           |                                |               |                                 | CRAB            | SPINY<br>LOBSTER |
|                                   | NUMBER                    | NUMBER                         | NUMBER        | NUMBER                          | NUMBER          |                  |
| FISHERMEN:                        |                           |                                |               |                                 |                 |                  |
| ON VESSELS . . . . .              | -                         | -                              | -             | 86                              | -               | -                |
| ON BOATS AND SHORE:               |                           |                                |               |                                 |                 |                  |
| REGULAR . . . . .                 | 12                        | 25                             | 21            | 208                             | 27              | 96               |
| CASUAL . . . . .                  | -                         | 5                              | 17            | 18                              | 3               | 15               |
| TOTAL . . . . .                   | 12                        | 30                             | 38            | 312                             | 30              | 111              |
| VESSELS, MOTOR . . . . .          | -                         | -                              | -             | 41                              | -               | -                |
| NET TONNAGE . . . . .             | -                         | -                              | -             | 373                             | -               | -                |
| BOATS:                            |                           |                                |               |                                 |                 |                  |
| MOTOR . . . . .                   | 4                         | 27                             | 12            | 113                             | 23              | 107              |
| OTHER . . . . .                   | -                         | -                              | -             | -                               | 3               | -                |
| APPARATUS:                        |                           |                                |               |                                 |                 |                  |
| NUMBER . . . . .                  | 4                         | 30                             | 38            | 157                             | 2,530           | 11,840           |
| LENGTH, YARDS . . . . .           | 2,000                     | -                              | -             | -                               | -               | -                |
| YARDS AT MOUTH . . . . .          | -                         | -                              | -             | 2,449                           | -               | -                |

(CONTINUED ON NEXT PAGE)



SHRIMP TRAWLER

FLORIDA (WEST COAST): OPERATING UNITS BY GEAR, 1949 - Continued

| ITEM                      | SPEARS | DREDGES |         | TONGS,<br>OYSTER | RAKES,<br>OTHER THAN<br>FOR OYSTERS | SCOOPS |
|---------------------------|--------|---------|---------|------------------|-------------------------------------|--------|
|                           |        | CLAM    | SCALLOP |                  |                                     |        |
|                           | NUMBER | NUMBER  | NUMBER  | NUMBER           | NUMBER                              | NUMBER |
| FISHERMEN:                |        |         |         |                  |                                     |        |
| ON VESSELS . . . . .      | -      | -       | -       | 8                | -                                   | -      |
| ON BOATS AND SHORE:       |        |         |         |                  |                                     |        |
| REGULAR . . . . .         | 36     | 5       | 39      | 298              | 16                                  | -      |
| CASUAL . . . . .          | 19     | -       | -       | 56               | -                                   | 3      |
| TOTAL . . . . .           | 55     | 5       | 39      | 362              | 16                                  | 3      |
| VESSELS, MOTOR . . . . .  | -      | -       | -       | 4                | -                                   | -      |
| NET TONNAGE . . . . .     | -      | -       | -       | 20               | -                                   | -      |
| BOATS:                    |        |         |         |                  |                                     |        |
| MOTOR . . . . .           | -      | 2       | 36      | 38               | -                                   | -      |
| OTHER . . . . .           | -      | -       | -       | 276              | 16                                  | 3      |
| ACCESSORY BOATS . . . . . | -      | -       | -       | 3                | -                                   | -      |
| APPARATUS:                |        |         |         |                  |                                     |        |
| NUMBER . . . . .          | 55     | 3       | 36      | 358              | 16                                  | 3      |
| YARDS AT MOUTH . . . . .  | -      | 3       | 36      | -                | -                                   | -      |

| ITEM                      | HOOKS,<br>SPONE | DIVING<br>OUTFIT | BY HAND |        | TOTAL,<br>EXCLUSIVE OF<br>DUPLICATION |
|---------------------------|-----------------|------------------|---------|--------|---------------------------------------|
|                           |                 |                  | OYSTER  | OTHER  |                                       |
|                           | NUMBER          | NUMBER           | NUMBER  | NUMBER | NUMBER                                |
| FISHERMEN:                |                 |                  |         |        |                                       |
| ON VESSELS . . . . .      | 7               | 171              | -       | -      | 1,653                                 |
| ON BOATS AND SHORE:       |                 |                  |         |        |                                       |
| REGULAR . . . . .         | 50              | 52               | 10      | 47     | 4,361                                 |
| CASUAL . . . . .          | -               | -                | -       | -      | 1,397                                 |
| TOTAL . . . . .           | 57              | 223              | 10      | 47     | 7,411                                 |
| VESSELS, MOTOR . . . . .  | 3               | 28               | -       | -      | 317                                   |
| NET TONNAGE . . . . .     | 35              | 245              | -       | -      | 4,225                                 |
| BOATS:                    |                 |                  |         |        |                                       |
| MOTOR . . . . .           | -               | 12               | -       | -      | 1,840                                 |
| OTHER . . . . .           | 25              | -                | -       | 10     | 2,983                                 |
| ACCESSORY BOATS . . . . . | -               | -                | -       | -      | 126                                   |
| APPARATUS:                |                 |                  |         |        |                                       |
| NUMBER . . . . .          | 29              | 40               | 10      | -      | -                                     |

FLORIDA (WEST COAST): CATCH BY GEAR, 1949

| SPECIES                              | PURSE SEINES |       | HAUL SEINES |         | DRIFT  |       | GILL NETS<br>RUNAROUND |         |
|--------------------------------------|--------------|-------|-------------|---------|--------|-------|------------------------|---------|
|                                      | POUNDS       | VALUE | POUNDS      | VALUE   | POUNDS | VALUE | POUNDS                 | VALUE   |
| AMBERJACK . . . . .                  | -            | -     | 7,800       | \$390   | -      | -     | 13,500                 | \$789   |
| BLUEFISH . . . . .                   | -            | -     | 158,100     | 20,362  | -      | -     | 365,800                | 49,408  |
| BLUE RUNNER OR HARDTAIL . . . . .    | -            | -     | 797,400     | 22,856  | -      | -     | 79,200                 | 3,532   |
| CABIO OR CRAB EATER . . . . .        | -            | -     | 600         | 48      | -      | -     | 500                    | 39      |
| CIGARFISH . . . . .                  | -            | -     | 4,000       | 124     | -      | -     | -                      | -       |
| CREVALLE . . . . .                   | -            | -     | 142,400     | 4,935   | -      | -     | 176,600                | 5,832   |
| CROAKER . . . . .                    | -            | -     | 64,300      | 4,178   | -      | -     | 34,800                 | 2,220   |
| DRUM:                                |              |       |             |         |        |       |                        |         |
| BLACK . . . . .                      | -            | -     | 51,200      | 3,292   | -      | -     | 46,300                 | 2,890   |
| RED OR REDFISH . . . . .             | -            | -     | 394,600     | 51,454  | -      | -     | 402,200                | 54,599  |
| EELS, COMMON . . . . .               | -            | -     | 17,700      | 885     | -      | -     | 1,000                  | 50      |
| FLOUNDER . . . . .                   | -            | -     | 42,600      | 6,532   | -      | -     | 70,800                 | 10,288  |
| GRUNTS . . . . .                     | -            | -     | 2,900       | 202     | -      | -     | 9,900                  | 1,296   |
| HOGFISH . . . . .                    | -            | -     | 500         | 45      | -      | -     | 6,700                  | 397     |
| JEWFISH . . . . .                    | -            | -     | -           | -       | -      | -     | 900                    | 30      |
| KING MACKEREL . . . . .              | -            | -     | 2,100       | 210     | -      | -     | 549,600                | 71,602  |
| KING WHITING OR "KINGFISH" . . . . . | -            | -     | 44,400      | 4,043   | -      | -     | 37,500                 | 3,179   |
| MENHADEN . . . . .                   | -            | -     | 17,700      | 885     | -      | -     | 1,000                  | 50      |
| MOJARRA . . . . .                    | -            | -     | 284,800     | 15,353  | -      | -     | 170,000                | 11,351  |
| MOONFISH . . . . .                   | -            | -     | 30,200      | 1,510   | -      | -     | 500                    | 25      |
| MULLET . . . . .                     | -            | -     | 8,970,500   | 965,490 | -      | -     | 15,363,600             | 599,233 |
| PERMIT . . . . .                     | -            | -     | 3,000       | 300     | -      | -     | 2,100                  | 108     |
| PIGFISH . . . . .                    | -            | -     | 9,400       | 682     | -      | -     | 7,800                  | 432     |
| PINFISH . . . . .                    | -            | -     | 5,300       | 178     | -      | -     | 4,900                  | 230     |
| POMPANO . . . . .                    | -            | -     | 65,400      | 35,200  | -      | -     | 114,400                | 62,710  |
| SEA CATFISH . . . . .                | -            | -     | 340,800     | 13,426  | -      | -     | 398,200                | 15,826  |
| SHEEPSHEAD:                          |              |       |             |         |        |       |                        |         |
| FRESH-WATER . . . . .                | -            | -     | -           | -       | -      | -     | 100                    | 7       |
| SALT-WATER . . . . .                 | -            | -     | 55,400      | 4,980   | -      | -     | 53,900                 | 5,276   |

(CONTINUED ON NEXT PAGE)

## FLORIDA (WEST COAST): CATCH BY GEAR, 1949 - Continued

| SPECIES                         | FURSE SEINES |           | PAUL SEINES |           | TIL NETS |       |            |           |
|---------------------------------|--------------|-----------|-------------|-----------|----------|-------|------------|-----------|
|                                 | POUNDS       | VALUE     | POUNDS      | VALUE     | DRIFT    |       | RUMOROUND  |           |
|                                 |              |           |             |           | POUNDS   | VALUE | POUNDS     | VALUE     |
| SAFPER:                         |              |           |             |           |          |       |            |           |
| MA' GROVE . . . . .             | -            | -         | 45,100      | \$5,087   | -        | -     | 12,000     | \$1,415   |
| RED . . . . .                   | -            | -         | -           | -         | -        | -     | 100        | 10        |
| SNOOK OR SERGEANTFISH . . . . . | -            | -         | 106,200     | 12,636    | -        | -     | 38,500     | 7,882     |
| SPADEFISH . . . . .             | -            | -         | 200         | 10        | -        | -     | -          | -         |
| SPANISH MACKEREL . . . . .      | -            | -         | 255,900     | 36,322    | -        | -     | 2,669,900  | 282,841   |
| SPOT . . . . .                  | -            | -         | 137,900     | 8,558     | -        | -     | 46,700     | 3,050     |
| SEA TROUT OR WEAKFISH:          |              |           |             |           |          |       |            |           |
| SPOTTED . . . . .               | -            | -         | 622,900     | 121,656   | -        | -     | 1,283,500  | 256,093   |
| WHITE . . . . .                 | -            | -         | 94,700      | 7,342     | -        | -     | 107,300    | 11,033    |
| STURGEON . . . . .              | -            | -         | -           | -         | 4,000    | \$480 | -          | -         |
| TENPOUNDER . . . . .            | -            | -         | 511,700     | 16,196    | -        | -     | 146,900    | 4,405     |
| TRIPLETAIL . . . . .            | -            | -         | 1,000       | 80        | -        | -     | 1,000      | 70        |
| YELLOWTAIL . . . . .            | -            | -         | 700         | 42        | -        | -     | -          | -         |
| TURTLES:                        |              |           |             |           |          |       |            |           |
| GREEN . . . . .                 | -            | -         | -           | -         | -        | -     | 500        | 60        |
| LOGGERHEAD . . . . .            | -            | -         | -           | -         | -        | -     | 2,000      | 200       |
| TOTAL . . . . .                 | 24,859,700   | \$268,485 | 13,271,900  | 1,365,608 | 4,000    | 480   | 22,219,400 | 2,468,408 |

| SPECIES                              | TRAWL NETS |         | HAND       |           | LINES                    |         | TROLL     |         |
|--------------------------------------|------------|---------|------------|-----------|--------------------------|---------|-----------|---------|
|                                      | POUNDS     | VALUE   | POUNDS     | VALUE     | TRAWL OR TROT WITH HOOKS |         | POUNDS    | VALUE   |
|                                      |            |         |            |           | POUNDS                   | VALUE   |           |         |
| AMBERJACK . . . . .                  | 100        | \$5     | 15,000     | \$590     | -                        | -       | 66,400    | \$3,840 |
| BARRACUDA . . . . .                  | -          | -       | 38,700     | 1,940     | -                        | -       | 4,400     | 296     |
| BLUEFISH . . . . .                   | 27,200     | 3,600   | 4,800      | 7,960     | -                        | -       | 5,200     | 744     |
| BLUE RUNNER OR HARDTAIL . . . . .    | 73,500     | 2,942   | 139,700    | 2,750     | -                        | -       | 2,300     | 255     |
| CABIO OR CRAB EATER . . . . .        | 500        | 40      | 18,300     | 1,052     | -                        | -       | -         | -       |
| CATFISH AND BULLHEADS . . . . .      | -          | -       | 4,500      | 900       | 21,700                   | \$4,330 | -         | -       |
| CERO . . . . .                       | -          | -       | 2,300      | 210       | -                        | -       | -         | -       |
| CREVALLE . . . . .                   | 19,200     | 637     | 60,200     | 2,022     | -                        | -       | 20,100    | 577     |
| CROAKER . . . . .                    | 7,300      | 468     | 5,500      | 443       | -                        | -       | -         | -       |
| DOLPHIN . . . . .                    | -          | -       | 100        | 7         | -                        | -       | -         | -       |
| DRUM:                                |            |         |            |           |                          |         |           |         |
| BLACK . . . . .                      | 69,400     | 5,093   | 14,000     | 855       | -                        | -       | -         | -       |
| RED OR REDFISH . . . . .             | 396,800    | 52,223  | 453,200    | 59,684    | -                        | -       | -         | -       |
| FLOUNDERS . . . . .                  | 58,200     | 9,650   | 12,500     | 1,961     | -                        | -       | -         | -       |
| GROUPERS . . . . .                   | 82,000     | 8,200   | 7,970,900  | 786,610   | -                        | -       | -         | -       |
| GRUNTS . . . . .                     | 2,500      | 200     | 69,300     | 5,238     | -                        | -       | -         | -       |
| HOGFISH . . . . .                    | 200        | 18      | 7,300      | 1,028     | -                        | -       | -         | -       |
| JEWFISH . . . . .                    | -          | -       | 177,000    | 9,310     | -                        | -       | -         | -       |
| KING MACKEREL . . . . .              | 5,400      | 864     | 5,100      | 1,055     | -                        | -       | 852,800   | 111,633 |
| KING WHITING OR "KINGFISH" . . . . . | 24,200     | 2,305   | 1,600      | 1,128     | -                        | -       | -         | -       |
| MENHADEN . . . . .                   | 1,000      | 50      | -          | -         | -                        | -       | -         | -       |
| MOJARRA . . . . .                    | 37,400     | 1,987   | 22,300     | 1,129     | -                        | -       | -         | -       |
| MOONFISH . . . . .                   | 500        | 25      | 600        | 30        | -                        | -       | -         | -       |
| MULLET . . . . .                     | 4,638,000  | 465,816 | 239,100    | 19,130    | -                        | -       | -         | -       |
| MUTTONFISH . . . . .                 | -          | -       | 45,100     | 7,229     | -                        | -       | -         | -       |
| PERMIT . . . . .                     | 15,400     | 698     | 200        | 10        | -                        | -       | -         | -       |
| PIGFISH . . . . .                    | 5,500      | 345     | 26,900     | 1,868     | -                        | -       | -         | -       |
| POMPANO . . . . .                    | 448,700    | 228,950 | 1,800      | 970       | -                        | -       | -         | -       |
| SEA CATFISH . . . . .                | 72,800     | 2,921   | 206,700    | 8,659     | -                        | -       | -         | -       |
| SHEEPSHEAD:                          |            |         |            |           |                          |         |           |         |
| FRESH-WATER . . . . .                | 9,000      | 630     | -          | -         | -                        | -       | -         | -       |
| SALT-WATER . . . . .                 | 94,200     | 6,745   | 14,800     | 1,235     | -                        | -       | -         | -       |
| SNAPPER:                             |            |         |            |           |                          |         |           |         |
| MANGROVE . . . . .                   | 15,600     | 1,820   | 89,500     | 10,613    | -                        | -       | -         | -       |
| RED . . . . .                        | 400        | 50      | 5,184,000  | 1,210,504 | -                        | -       | -         | -       |
| WHITE . . . . .                      | -          | -       | -          | 31,100    | -                        | -       | -         | -       |
| SNOOK OR SERGEANTFISH . . . . .      | 6,400      | 764     | 529,800    | 66,838    | -                        | -       | 500       | 60      |
| SPANISH MACKEREL . . . . .           | 293,600    | 34,239  | 131,600    | 13,762    | -                        | -       | 91,900    | 8,810   |
| SPOT . . . . .                       | 32,600     | 2,134   | 4,200      | 210       | -                        | -       | -         | -       |
| SEA TROUT OR WEAKFISH:               |            |         |            |           |                          |         |           |         |
| SPOTTED . . . . .                    | 773,600    | 152,380 | 1,385,300  | 257,801   | -                        | -       | 2,000     | 400     |
| WHITE . . . . .                      | 33,100     | 2,776   | 8,600      | 840       | -                        | -       | -         | -       |
| TENPOUNDER . . . . .                 | 1,100      | 33      | 20,000     | 800       | -                        | -       | -         | -       |
| TRIGGERFISH . . . . .                | -          | -       | 14,300     | 710       | -                        | -       | -         | -       |
| TRIPLETAIL . . . . .                 | 500        | 40      | 200        | 20        | -                        | -       | -         | -       |
| YELLOWTAIL . . . . .                 | 600        | 40      | 172,900    | 34,544    | -                        | -       | -         | -       |
| TURTLES, GREEN . . . . .             | 0,500      | 1,050   | -          | -         | -                        | -       | -         | -       |
| TOTAL . . . . .                      | 7,257,000  | 989,738 | 17,129,000 | 2,516,860 | 21,700                   | 4,330   | 1,045,600 | 126,615 |

(CONTINUED ON NEXT PAGE)



FLORIDA (WEST COAST): CATCH BY GEAR, 1949 - Continued

| SPECIES                    | LINES - ON TROT WITH BAITS OR SPOONS |          | POUNDS  |        | STOP NETS |        | TRIP NETS |        |
|----------------------------|--------------------------------------|----------|---------|--------|-----------|--------|-----------|--------|
|                            | POUNDS                               | VALUE    | POUNDS  | V. LUE | POUNDS    | V. LUE | POUNDS    | V. LUE |
| BLUEFISH                   | -                                    | -        | -       | -      | 2,900     | \$350  | -         | -      |
| CROAKER                    | -                                    | -        | 6,600   | \$200  | 1,900     | 60     | -         | -      |
| DRUM:                      |                                      |          |         |        |           |        |           |        |
| BLACK                      | -                                    | -        | 5,100   | 510    | -         | -      | -         | -      |
| RED OR REDFISH             | -                                    | -        | 23,200  | 3,250  | -         | -      | -         | -      |
| FLOUNDER                   | -                                    | -        | 6,000   | 800    | -         | -      | -         | -      |
| KING WHITING OR "KINGFISH" | -                                    | -        | -       | -      | 3,000     | 340    | -         | -      |
| MULLET                     | -                                    | -        | -       | -      | 445,900   | 53,510 | -         | -      |
| POMPANO                    | -                                    | -        | 14,600  | 8,740  | -         | -      | -         | -      |
| SEA CATFISH                | -                                    | -        | -       | -      | 1,300     | 50     | -         | -      |
| SPANISH MACKEREL           | -                                    | -        | -       | -      | 2,100     | 230    | -         | -      |
| SPOT                       | -                                    | -        | 14,100  | 987    | -         | -      | -         | -      |
| SEA TROUT OR WEAKFISH:     |                                      |          |         |        |           |        |           |        |
| WHITE                      | -                                    | -        | 30,600  | 7,040  | 180,700   | 41,550 | -         | -      |
| SPOTTED                    | -                                    | -        | 2,600   | 260    | 7,500     | 750    | -         | -      |
| CRABS, BLUE, HARD          | 1,963,800                            | \$86,205 | -       | -      | -         | -      | 3,300     | \$155  |
| SCALLOPS, BAY              | -                                    | -        | -       | -      | -         | -      | 49,700    | 20,874 |
| TOTAL                      | 1,963,800                            | 86,205   | 102,900 | 21,787 | 645,300   | 96,840 | 53,000    | 2,029  |

| SPECIES                      | CAST NETS |          | OTTER TRAWLS |         | PO S      |         | SPEARS |          |
|------------------------------|-----------|----------|--------------|---------|-----------|---------|--------|----------|
|                              | POUNDS    | VALUE    | POUNDS       | VALUE   | POUNDS    | V. LUE  | POUNDS | V. LUE   |
| FLOUNDERS                    | -         | -        | 20,400       | \$2,264 | -         | -       | 79,200 | \$19,462 |
| KING WHITING OR "KINGFISH"   | -         | -        | 27,000       | 1,640   | -         | -       | -      | -        |
| MULLET                       | 92,300    | \$10,153 | -            | -       | -         | -       | -      | -        |
| SEA CATFISH                  | -         | -        | 500          | 20      | -         | -       | -      | -        |
| SEA TROUT OR WEAKFISH, WHITE | -         | -        | 25,700       | 1,622   | -         | -       | -      | -        |
| CRABS:                       |           |          |              |         |           |         |        |          |
| BLUE, HARD                   | -         | -        | -            | -       | 88,600    | \$4,430 | -      | -        |
| STONE                        | -         | -        | -            | -       | 49,700    | 24,855  | -      | -        |
| LOBSTER, SPINY               | -         | -        | -            | -       | 1,481,800 | 188,704 | -      | -        |
| SHRIMP                       | 5,400     | 1,285    | 1,628,600    | 370,987 | -         | -       | -      | -        |
| FROGS                        | -         | -        | -            | -       | -         | -       | 900    | 297      |
| TOTAL                        | 97,700    | 11,438   | 1,702,200    | 376,533 | 1,620,100 | 217,989 | 80,100 | 19,759   |

| SPECIES          | DREDGES |         | TOWNS     |           | R KES  |          | COQUINA SCOOPS |        |
|------------------|---------|---------|-----------|-----------|--------|----------|----------------|--------|
|                  | POUNDS  | VALUE   | POUNDS    | VALUE     | POUNDS | VALUE    | POUNDS         | V. LUE |
| CLAMS:           |         |         |           |           |        |          |                |        |
| COQUINA          | -       | -       | -         | -         | -      | -        | 100            | \$30   |
| HARD, PUBLIC     | 7,700   | \$2,400 | -         | -         | -      | -        | -              | -      |
| OYSTERS, MARKET: |         |         |           |           |        |          |                |        |
| PUBLIC, SPRING   | -       | -       | 561,800   | \$233,981 | -      | -        | -              | -      |
| PUBLIC, FALL     | -       | -       | 394,500   | 158,313   | -      | -        | -              | -      |
| PRIVATE, SPRING  | -       | -       | 115,300   | 47,473    | -      | -        | -              | -      |
| PRIVATE, FALL    | -       | -       | 1,400     | 588       | -      | -        | -              | -      |
| SCALLOPS, BAY    | 30,900  | 14,290  | -         | -         | 45,600 | \$19,152 | -              | -      |
| TOTAL            | 38,600  | 16,690  | 1,073,000 | 440,355   | 45,600 | 19,152   | 100            | 30     |

| SPECIES                | HOOKS, SPONGE |       | DIVING CUTSUITS |         | BY HAND |         |         |        |
|------------------------|---------------|-------|-----------------|---------|---------|---------|---------|--------|
|                        | POUNDS        | VALUE | POUNDS          | VALUE   | POUNDS  | VALUE   |         |        |
| CRABS, STONE           | -             | -     | -               | -       | 3,400   | \$1,700 |         |        |
| CLAMS, HARD, PUBLIC    | -             | -     | -               | -       | 77,200  | 27,020  |         |        |
| CONCHS                 | -             | -     | -               | -       | 500     | 40      |         |        |
| OYSTERS, MARKET:       |               |       |                 |         |         |         |         |        |
| PUBLIC, SPRING         | -             | -     | -               | -       | 8,400   | 3,538   |         |        |
| PUBLIC, FALL           | -             | -     | -               | -       | 5,000   | 2,000   |         |        |
| SCALLOPS, BAY          | -             | -     | -               | -       | 9,700   | 4,188   |         |        |
| TERRAPIN, DIAMOND-BACK | -             | -     | -               | -       | 15,400  | 632     |         |        |
| FROGS                  | -             | -     | -               | -       | 1,100   | 363     |         |        |
| SPONGES:               |               |       |                 |         |         |         |         |        |
| GRASS                  | -             | -     | 4,000           | \$4,030 | 2,500   | \$2,500 |         |        |
| SHEEPSWOL              | -             | -     | 5,400           | 52,466  | 52,300  | 402,710 |         |        |
| YELLOW                 | -             | -     | 1,000           | 2,027   | 3,500   | 7,070   |         |        |
| TOTAL                  | -             | -     | 10,400          | 58,523  | 58,300  | 412,280 | 120,700 | 39,481 |

## GULF FISHERIES ALABAMA

### OPERATING UNITS BY GFAR, 1949

| ITEM                             | HAUL SEINES,<br>COMMON | GILL NETS,<br>RUNAROUND   | TRAMMEL<br>NETS | LINES  |                                |                                       |
|----------------------------------|------------------------|---------------------------|-----------------|--------|--------------------------------|---------------------------------------|
|                                  |                        |                           |                 | HAND   | TRAWL OR<br>TROT WITH<br>HOOKS | TROT WITH<br>BAITS OR<br>SNOODS       |
|                                  | NUMBER                 | NUMBER                    | NUMBER          | NUMBER | NUMBER                         | NUMBER                                |
| FISHERMEN:                       |                        |                           |                 |        |                                |                                       |
| ON VESSELS . . . . .             | 18                     | -                         | -               | 122    | -                              | -                                     |
| ON BOATS AND SHORE:              |                        |                           |                 |        |                                |                                       |
| REGULAR . . . . .                | 12                     | 75                        | 61              | 26     | 19                             | 129                                   |
| CASUAL . . . . .                 | -                      | -                         | 6               | 30     | 9                              | 22                                    |
| TOTAL . . . . .                  | 30                     | 75                        | 67              | 178    | 28                             | 151                                   |
| VESSELS, MOTOR . . . . .         | 3                      | -                         | -               | 14     | -                              | -                                     |
| NET TONNAGE . . . . .            | 23                     | -                         | -               | 258    | -                              | -                                     |
| BOATS:                           |                        |                           |                 |        |                                |                                       |
| MOTOR . . . . .                  | 3                      | 25                        | 31              | 26     | 7                              | 121                                   |
| OTHER . . . . .                  | 3                      | 25                        | 36              | 30     | 21                             | 30                                    |
| ACCESSORY BOATS . . . . .        | 3                      | -                         | -               | -      | -                              | -                                     |
| APPARATUS:                       |                        |                           |                 |        |                                |                                       |
| NUMBER . . . . .                 | 7                      | 25                        | 67              | 178    | 28                             | 151                                   |
| LENGTH, YARDS . . . . .          | 2,425                  | -                         | -               | -      | -                              | -                                     |
| SQUARE YARDS . . . . .           | -                      | 10,500                    | 28,780          | -      | -                              | -                                     |
| HOOKS, BAITS OR SNOODS . . . . . | -                      | -                         | -               | 300    | 10,270                         | 70,100                                |
| ITEM                             | FYKE<br>NETS,<br>FISH  | OTER<br>TRAWLS,<br>SHRIMP | POTS,<br>FISH   | SPEARS | TONGS,<br>OYSTER               | TOTAL,<br>EXCLUSIVE OF<br>DUPLICATION |
|                                  | NUMBER                 | NUMBER                    | NUMBER          | NUMBER | NUMBER                         | NUMBER                                |
| FISHERMEN:                       |                        |                           |                 |        |                                |                                       |
| ON VESSELS . . . . .             | -                      | 115                       | -               | -      | -                              | 247                                   |
| ON BOATS AND SHORE:              |                        |                           |                 |        |                                |                                       |
| REGULAR . . . . .                | 9                      | 658                       | 11              | 28     | 423                            | 1,020                                 |
| CASUAL . . . . .                 | 2                      | -                         | 10              | 6      | 209                            | 254                                   |
| TOTAL . . . . .                  | 11                     | 773                       | 21              | 34     | 632                            | 1,521                                 |
| VESSELS, MOTOR . . . . .         | -                      | 57                        | -               | -      | -                              | 70                                    |
| NET TONNAGE . . . . .            | -                      | 614                       | -               | -      | -                              | 828                                   |
| BOATS:                           |                        |                           |                 |        |                                |                                       |
| MOTOR . . . . .                  | 5                      | 344                       | 6               | -      | 347                            | 549                                   |
| OTHER . . . . .                  | 6                      | -                         | 15              | -      | 216                            | 326                                   |
| ACCESSORY BOATS . . . . .        | -                      | -                         | -               | -      | -                              | 3                                     |
| APPARATUS:                       |                        |                           |                 |        |                                |                                       |
| NUMBER . . . . .                 | 129                    | 401                       | 235             | 34     | 577                            | -                                     |
| YARDS AT MOUTH . . . . .         | -                      | 6,137                     | -               | -      | -                              | -                                     |

### ALABAMA: CATCH BY GEAR, 1949

| SPECIES                              | HAUL SEINES |        | GILL NETS,<br>RUNAROUND |        | TRAMMEL NETS |         | LINES     |         |
|--------------------------------------|-------------|--------|-------------------------|--------|--------------|---------|-----------|---------|
|                                      | POUNDS      | VALUE  | POUNDS                  | VALUE  | POUNDS       | VALUE   | HAND      |         |
|                                      |             |        |                         |        |              |         | POUNDS    | VALUE   |
| BLUEFISH . . . . .                   | 300         | \$42   | 1,900                   | \$266  | 3,100        | \$433   | -         | -       |
| BLUE RUNNER OR HARDTAIL . . . . .    | 4,100       | 164    | 25,600                  | 1,024  | 11,900       | 476     | -         | -       |
| CABIO OR CRAB EATER . . . . .        | -           | -      | 700                     | 60     | 800          | 112     | -         | -       |
| CREVALLE . . . . .                   | -           | -      | 1,600                   | 64     | 1,300        | 52      | -         | -       |
| CROAKER . . . . .                    | 3,600       | 216    | 700                     | 42     | 17,600       | 1,056   | 1,900     | \$114   |
| DRUM:                                |             |        |                         |        |              |         |           |         |
| BLACK . . . . .                      | 12,600      | 812    | -                       | -      | 40,600       | 2,642   | 7,400     | 533     |
| RED OR REDFISH . . . . .             | 12,900      | 2,580  | 700                     | 140    | 68,300       | 13,660  | 29,800    | 6,055   |
| FLOUNDERS . . . . .                  | 6,700       | 1,270  | 2,500                   | 475    | 26,000       | 4,914   | 1,600     | 301     |
| GROUPERS . . . . .                   | -           | -      | -                       | -      | -            | -       | 180,000   | 9,800   |
| JEW FISH . . . . .                   | -           | -      | -                       | -      | -            | -       | 3,600     | 396     |
| KING MACKEREL . . . . .              | -           | -      | 1,600                   | 160    | -            | -       | -         | -       |
| KING WHITING OR "KINGFISH" . . . . . | 5,900       | 354    | 3,500                   | 210    | 27,800       | 1,669   | 3,300     | 198     |
| MULLET . . . . .                     | 111,100     | 8,888  | 18,600                  | 1,488  | 820,900      | 65,364  | -         | -       |
| POMPANO . . . . .                    | -           | -      | 500                     | 240    | 600          | 288     | -         | -       |
| SEA CATFISH . . . . .                | 10,200      | 612    | 1,900                   | 114    | 15,300       | 918     | 4,400     | 264     |
| SEA TROUT OR WEAKFISH:               |             |        |                         |        |              |         |           |         |
| SPOTTED . . . . .                    | 22,300      | 4,906  | 5,100                   | 1,122  | 82,900       | 18,238  | 32,700    | 7,236   |
| WHITE . . . . .                      | 22,400      | 1,565  | 900                     | 60     | 27,600       | 1,890   | 12,600    | 872     |
| SHEEPSHEAD, SALT-WATER . . . . .     | 7,900       | 770    | 700                     | 65     | 33,800       | 3,368   | 3,000     | 308     |
| SNAPPER, RED . . . . .               | -           | -      | -                       | -      | -            | -       | 1,343,200 | 335,600 |
| SPANISH MACKEREL . . . . .           | -           | -      | 415,500                 | 41,090 | 7,000        | 688     | -         | -       |
| SPOT . . . . .                       | 400         | 24     | -                       | -      | 5,400        | 320     | -         | -       |
| STURGEON . . . . .                   | -           | -      | -                       | -      | 900          | 145     | -         | -       |
| TENPOUNDER . . . . .                 | 800         | 32     | 5,000                   | 200    | 2,600        | 104     | -         | -       |
| TRIPLETAIL . . . . .                 | -           | -      | 1,600                   | 224    | 800          | 112     | -         | -       |
| TOTAL . . . . .                      | 221,200     | 22,235 | 488,600                 | 47,082 | 1,195,200    | 116,649 | 1,623,500 | 371,877 |

(CONTINUED ON NEXT PAGE)

ALABAMA: CATCH BY GEAR, 1949 - Continued

| SPECIES                           | LINES - CONTINUED        |          |                           |           | FYKE NETS |         |
|-----------------------------------|--------------------------|----------|---------------------------|-----------|-----------|---------|
|                                   | TRAWL OR TROT WITH HOOKS |          | TROT WITH BAITS OR SNOODS |           | POUNDS    | VALUE   |
|                                   | POUNDS                   | VALUE    | POUNDS                    | VALUE     |           |         |
| BUFFALOFISH . . . . .             | -                        | -        | -                         | -         | 68,400    | \$4,788 |
| CATFISH AND BULLHEADS . . . . .   | 57,500                   | \$12,650 | -                         | -         | 300       | 66      |
| PADDLEFISH OR SPOONBILL CAT       | -                        | -        | -                         | -         | 4,500     | 675     |
| SHEEPSHEAD, FRESH-WATER . . . . . | 800                      | 40       | -                         | -         | 2,700     | 135     |
| CRABS, BLUE, HARD . . . . .       | -                        | -        | 2,128,000                 | \$106,400 | -         | -       |
| TOTAL . . . . .                   | 58,300                   | 12,690   | 2,128,000                 | 106,400   | 75,900    | 5,664   |

| SPECIES                         | OTTER TRAWLS |         | POTS   |         | SPEARS |         | TONGS     |           |
|---------------------------------|--------------|---------|--------|---------|--------|---------|-----------|-----------|
|                                 | POUNDS       | VALUE   | POUNDS | VALUE   | POUNDS | VALUE   | POUNDS    | VALUE     |
| CATFISH AND BULLHEADS . . . . . | -            | -       | 42,100 | \$9,262 | -      | -       | -         | -         |
| FLOUNDERS . . . . .             | 14,300       | \$2,574 | -      | -       | 38,200 | \$7,236 | -         | -         |
| KING WHITING OR "KINGFISH"      | 8,700        | 522     | -      | -       | -      | -       | -         | -         |
| SEA TROUT OR WEAKFISH,          | -            | -       | -      | -       | -      | -       | -         | -         |
| WHITE . . . . .                 | 11,400       | 798     | -      | -       | -      | -       | -         | -         |
| SHRIMP . . . . .                | 2,663,900    | 608,485 | -      | -       | -      | -       | -         | -         |
| OYSTERS, MARKET:                | -            | -       | -      | -       | -      | -       | 1,198,200 | \$503,244 |
| PUBLIC, SPRING . . . . .        | -            | -       | -      | -       | -      | -       | 369,000   | 151,290   |
| PUBLIC, FALL . . . . .          | -            | -       | -      | -       | -      | -       | 11,700    | 4,914     |
| PRIVATE, SPRING . . . . .       | -            | -       | -      | -       | -      | -       | 6,900     | 2,829     |
| PRIVATE, FALL . . . . .         | -            | -       | -      | -       | -      | -       | -         | -         |
| TOTAL . . . . .                 | 2,698,300    | 612,379 | 42,100 | 9,262   | 38,200 | 7,236   | 1,585,800 | 662,277   |

MISSISSIPPI

OPERATING UNITS BY GEAR, 1949

| ITEM                      | PURSE SEINES, MENHADEN | HAUL SEINES, COMMON  | TRAMMEL NETS            | LINES         |                                 |
|---------------------------|------------------------|----------------------|-------------------------|---------------|---------------------------------|
|                           |                        |                      |                         | HAND          | TROT WITH BAITS OR SNOODS       |
| FISHERMEN:                | NUMBER                 | NUMBER               | NUMBER                  | NUMBER        | NUMBER                          |
| ON VESSELS . . . . .      | 284                    | -                    | -                       | 6             | -                               |
| ON BOATS AND SHORE:       | -                      | -                    | -                       | -             | -                               |
| REGULAR . . . . .         | -                      | 3                    | 63                      | 46            | 219                             |
| CASUAL . . . . .          | -                      | -                    | 13                      | 48            | 42                              |
| TOTAL . . . . .           | 284                    | 3                    | 76                      | 00            | 261                             |
| VESSELS, MOTOR            | 14                     | -                    | -                       | 1             | -                               |
| NET TONNAGE . . . . .     | 770                    | -                    | -                       | 11            | -                               |
| BOATS:                    | -                      | -                    | -                       | -             | -                               |
| MOTOR . . . . .           | -                      | 1                    | 28                      | 46            | 234                             |
| OTHER . . . . .           | -                      | 1                    | 35                      | 44            | 27                              |
| ACCESSORY BOATS . . . . . | 42                     | -                    | -                       | -             | -                               |
| APPARATUS:                | NUMBER                 | NUMBER               | NUMBER                  | NUMBER        | NUMBER                          |
| LENGTH, YARDS . . . . .   | 14                     | 1                    | 53                      | 100           | 261                             |
| SQUARE YARDS . . . . .    | 5,450                  | 60                   | -                       | -             | -                               |
| HOOKS, BAITS OR SNOODS    | -                      | -                    | 12,850                  | -             | -                               |
|                           | -                      | -                    | -                       | 114           | 120,700                         |
| ITEM                      | CAST NETS              | OTTER TRAWLS, SHRIMP | DREDGES, OYSTER, COMMON | TONGS, OYSTER | TOTAL: EXCLUSIVE OF DUPLICATION |
| FISHERMEN:                | NUMBER                 | NUMBER               | NUMBER                  | NUMBER        | NUMBER                          |
| ON VESSELS . . . . .      | -                      | 640                  | 490                     | -             | 1,175                           |
| ON BOATS AND SHORE:       | -                      | -                    | -                       | -             | -                               |
| REGULAR . . . . .         | 41                     | 1,177                | 23                      | 191           | 1,418                           |
| CASUAL . . . . .          | 11                     | -                    | -                       | 63            | 96                              |
| TOTAL . . . . .           | 52                     | 1,817                | 513                     | 254           | 2,689                           |
| VESSELS, MOTOR . . . . .  | -                      | 287                  | 117                     | -             | 307                             |
| NET TONNAGE . . . . .     | -                      | 3,963                | 1,551                   | -             | 4,767                           |
| BOATS:                    | -                      | -                    | -                       | -             | -                               |
| MOTOR . . . . .           | -                      | 589                  | 6                       | 196           | 805                             |
| OTHER . . . . .           | -                      | -                    | -                       | 57            | 109                             |
| ACCESSORY BOATS . . . . . | -                      | -                    | -                       | -             | 42                              |
| APPARATUS:                | NUMBER                 | NUMBER               | NUMBER                  | NUMBER        | NUMBER                          |
| YARDS AT MOUTH . . . . .  | 52                     | 876                  | 246                     | 254           | -                               |
|                           | -                      | 16,231               | 260                     | -             | -                               |

## MISSISSIPPI: CATCH BY GEAR, 1949

| SPECIES                              | PURSE SEINES |           | HAUL SEINES               |           | TRAMMEL NETS |          |
|--------------------------------------|--------------|-----------|---------------------------|-----------|--------------|----------|
|                                      | POUNDS       | VALUE     | POUNDS                    | VALUE     | POUNDS       | VALUE    |
| BLUEFISH . . . . .                   | -            | -         | -                         | -         | 2,100        | \$256    |
| BLUE RUNNER OR HARDTAIL . . . . .    | -            | -         | -                         | -         | 800          | 40       |
| CABIO OR CRAB EATER . . . . .        | -            | -         | -                         | -         | 1,000        | 131      |
| CROAKER . . . . .                    | -            | -         | 1,100                     | \$55      | 5,500        | 275      |
| DRUM:                                |              |           |                           |           |              |          |
| BLACK . . . . .                      | -            | -         | 1,600                     | 128       | 18,400       | 1,472    |
| RED OR REDFISH . . . . .             | -            | -         | 2,800                     | 588       | 49,200       | 10,332   |
| FLOUNDERS . . . . .                  | -            | -         | 800                       | 156       | 8,600        | 1,634    |
| KING WHITING OR "KINGFISH" . . . . . | -            | -         | 1,300                     | 65        | 22,500       | 1,125    |
| MENHADEN . . . . .                   | 44,578,500   | \$485,906 | -                         | -         | -            | -        |
| MULLET . . . . .                     | -            | -         | -                         | -         | 135,400      | 10,832   |
| SEA CATFISH . . . . .                | -            | -         | 2,000                     | 100       | 8,700        | 435      |
| SEA TROUT OR WEAKFISH:               |              |           |                           |           |              |          |
| SPOTTED . . . . .                    | -            | -         | 3,400                     | 816       | 62,900       | 15,033   |
| WHITE . . . . .                      | -            | -         | 1,900                     | 95        | 36,000       | 1,800    |
| SHEEPSHEAD, SALT-WATER . . . . .     | -            | -         | 3,300                     | 325       | 10,300       | 1,010    |
| SPANISH MACKEREL . . . . .           | -            | -         | -                         | -         | 1,200        | 114      |
| SPOT . . . . .                       | -            | -         | -                         | -         | 4,900        | 245      |
| TENPOUNDER . . . . .                 | -            | -         | -                         | -         | 300          | 12       |
| TRIPLETAIL . . . . .                 | -            | -         | -                         | -         | 2,300        | 272      |
| TOTAL . . . . .                      | 44,578,500   | 485,906   | 18,200                    | 2,328     | 370,100      | 45,018   |
|                                      | LINES        |           |                           |           |              |          |
| SPECIES                              | HULL         |           | TROT WITH BAITS OR SHOOTS |           | CAST NETS    |          |
|                                      | POUNDS       | VALUE     | POUNDS                    | VALUE     | POUNDS       | VALUE    |
| CABIO OR CRAB EATER . . . . .        | 300          | \$42      | -                         | -         | -            | -        |
| CROAKER . . . . .                    | 2,700        | 135       | -                         | -         | -            | -        |
| DRUM:                                |              |           |                           |           |              |          |
| BLACK . . . . .                      | 10,700       | 855       | -                         | -         | -            | -        |
| RED OR REDFISH . . . . .             | 24,100       | 5,061     | -                         | -         | -            | -        |
| FLOUNDERS . . . . .                  | 2,700        | 513       | -                         | -         | -            | -        |
| GROUPERS . . . . .                   | 29,200       | 4,060     | -                         | -         | -            | -        |
| KING WHITING OR "KINGFISH" . . . . . | 6,400        | 320       | -                         | -         | -            | -        |
| MULLET . . . . .                     | -            | -         | -                         | -         | 64,900       | \$5,192  |
| SEA CATFISH . . . . .                | 14,000       | 700       | -                         | -         | -            | -        |
| SEA TROUT OR WEAKFISH:               |              |           |                           |           |              |          |
| SPOTTED . . . . .                    | 36,600       | 8,784     | -                         | -         | -            | -        |
| WHITE . . . . .                      | 21,900       | 1,095     | -                         | -         | -            | -        |
| SHEEPSHEAD, SALT-WATER . . . . .     | 4,200        | 414       | -                         | -         | -            | -        |
| SNAPPER, RED . . . . .               | 135,900      | 33,975    | -                         | -         | -            | -        |
| TRIPLETAIL . . . . .                 | 100          | 12        | -                         | -         | -            | -        |
| CRABS, BLUE, HARD . . . . .          | -            | -         | 4,163,000                 | \$208,150 | -            | -        |
| TOTAL . . . . .                      | 288,800      | 55,966    | 4,163,000                 | 208,150   | 64,900       | 5,192    |
|                                      | OTTER TRAWLS |           | DREDGES                   |           | TONGS        |          |
| SPECIES                              | POUNDS       | VALUE     | POUNDS                    | VALUE     | POUNDS       | VALUE    |
|                                      |              |           |                           |           |              |          |
| FLOUNDERS . . . . .                  | 28,800       | \$5,472   | -                         | -         | -            | -        |
| KING WHITING OR "KINGFISH" . . . . . | 45,200       | 2,260     | -                         | -         | -            | -        |
| SEA TROUT OR WEAKFISH:               |              |           |                           |           |              |          |
| WHITE . . . . .                      | 34,100       | 1,705     | -                         | -         | -            | -        |
| SHRIMP . . . . .                     | 2,841,500    | 674,650   | -                         | -         | -            | -        |
| OYSTERS, MARKET:                     |              |           |                           |           |              |          |
| PUBLIC, SPRING . . . . .             | -            | -         | 336,600                   | \$93,581  | 115,800      | \$42,843 |
| PUBLIC, FALL . . . . .               | -            | -         | -                         | -         | 5,500        | 2,201    |
| TOTAL . . . . .                      | 2,949,600    | 684,087   | 336,600                   | 93,581    | 125,300      | 45,044   |

NOTE.--THE PRODUCTION OF FISHERY PRODUCTS BY MISSISSIPPI CRAFT IN LOUISIANA WATERS HAS BEEN INCLUDED WITH THE CATCH FOR LOUISIANA. THESE CATCHES WERE AS FOLLOWS: BY OYSTER DREDGES, PUBLIC SPRING OYSTERS, 1,774,900 POUNDS OF MEATS, VALUED AT \$425,880; AND PUBLIC FALL OYSTERS, 12,900 POUNDS OF MEATS, VALUED AT \$3,225; BY OYSTER TONGS, PUBLIC SPRING OYSTERS, 3,000 POUNDS OF MEATS, VALUED AT \$720; AND BY SHRIMP TRAWLS, SHRIMP, 8,652,600 POUNDS, VALUED AT \$2,069,091.



FYKE NETTING

## LOUISIANA

## OPERATING UNITS BY GEAR, 1949

| ITEM                             | PURSE<br>SEINES,<br>MENHADEI'   | HAUL<br>SEINES,<br>COMMON     | JILL<br>NETS,<br>STAKE | TRAMMEL<br>NETS | LINES                                |                                       |
|----------------------------------|---------------------------------|-------------------------------|------------------------|-----------------|--------------------------------------|---------------------------------------|
|                                  |                                 |                               |                        |                 | HAND                                 | TRAWL OR<br>TROT WITH<br>HOOKS        |
|                                  | NUMBER                          | NUMBER                        | NUMBER                 | NUMBER          | NUMBER                               | NUMBER                                |
| FISHERMEN:                       |                                 |                               |                        |                 |                                      |                                       |
| ON VESSELS . . . . .             | 557                             | -                             | -                      | 16              | 28                                   | -                                     |
| ON BOATS AND SHORE:              |                                 |                               |                        |                 |                                      |                                       |
| REGULAR . . . . .                | -                               | 108                           | 2                      | 271             | 80                                   | 312                                   |
| CASUAL . . . . .                 | -                               | 7                             | 2                      | 10              | 22                                   | 132                                   |
| TOTAL . . . . .                  | 557                             | 115                           | 4                      | 297             | 130                                  | 444                                   |
| VESSELS, MOTOR . . . . .         | 28                              | -                             | -                      | 3               | 6                                    | -                                     |
| NET TONNAGE . . . . .            | 2,029                           | -                             | -                      | 28              | 102                                  | -                                     |
| BOATS:                           |                                 |                               |                        |                 |                                      |                                       |
| MOTOR . . . . .                  | -                               | 27                            | 2                      | 62              | 69                                   | 220                                   |
| OTHER . . . . .                  | -                               | 54                            | 2                      | 157             | 13                                   | 214                                   |
| ACCESSORY BOATS . . . . .        | 84                              | -                             | -                      | 6               | -                                    | -                                     |
| APPARATUS:                       |                                 |                               |                        |                 |                                      |                                       |
| NUMBER . . . . .                 | 28                              | 44                            | 2                      | 127             | 130                                  | 444                                   |
| LENGTH, YARDS . . . . .          | 10,425                          | 7,105                         | -                      | -               | -                                    | -                                     |
| SQUARE YARDS . . . . .           | -                               | -                             | 330                    | 33,002          | -                                    | -                                     |
| HOOKS, BAITS OR SNOODS . . . . . | -                               | -                             | -                      | -               | 167                                  | 89,620                                |
| ITEM                             | LINES - CONT'D.                 |                               | DIP NETS               |                 | OTTER<br>TRAWLS,<br>SHRIMP           | BRUSH<br>TRAPS                        |
|                                  | TROT WITH<br>BAITS OR<br>SNOODS | FYKE<br>NETS,<br>FISH         | COMMON                 | DROP            |                                      |                                       |
|                                  | NUMBER                          | NUMBER                        | NUMBER                 | NUMBER          | NUMBER                               | NUMBER                                |
| FISHERMEN:                       |                                 |                               |                        |                 |                                      |                                       |
| ON VESSELS . . . . .             | -                               | -                             | -                      | -               | 1,891                                | -                                     |
| ON BOATS AND SHORE:              |                                 |                               |                        |                 |                                      |                                       |
| REGULAR . . . . .                | 731                             | 71                            | 84                     | 90              | 3,430                                | 125                                   |
| CASUAL . . . . .                 | 125                             | 10                            | 15                     | 32              | -                                    | -                                     |
| TOTAL . . . . .                  | 856                             | 81                            | 99                     | 122             | 5,321                                | 125                                   |
| VESSELS, MOTOR . . . . .         | -                               | -                             | -                      | -               | 866                                  | -                                     |
| NET TONNAGE . . . . .            | -                               | -                             | -                      | -               | 10,532                               | -                                     |
| BOATS:                           |                                 |                               |                        |                 |                                      |                                       |
| MOTOR . . . . .                  | 592                             | 62                            | -                      | 88              | 1,757                                | 91                                    |
| OTHER . . . . .                  | 264                             | 18                            | 69                     | 30              | -                                    | 34                                    |
| APPARATUS:                       |                                 |                               |                        |                 |                                      |                                       |
| NUMBER . . . . .                 | 856                             | 913                           | 94                     | 6,800           | 2,623                                | 89,500                                |
| HOOKS, BAITS OR SNOODS . . . . . | 377,600                         | -                             | -                      | -               | -                                    | -                                     |
| YARDS AT MOUTH . . . . .         | -                               | -                             | -                      | -               | 48,211                               | -                                     |
| ITEM                             | POTS,<br>CRAB                   | DREDGES,<br>OYSTER,<br>COMMON | TONGS,<br>OYSTER       | GRABS,<br>FROG  | BY HAND,<br>OTHER THAN<br>FOR OYSTER | TOTAL,<br>EXCLUSIVE OF<br>DUPLICATION |
|                                  |                                 |                               |                        |                 |                                      |                                       |
| FISHERMEN:                       |                                 |                               |                        |                 |                                      |                                       |
| ON VESSELS . . . . .             | -                               | 169                           | -                      | -               | -                                    | 2,590                                 |
| ON BOATS AND SHORE:              |                                 |                               |                        |                 |                                      |                                       |
| REGULAR . . . . .                | 3                               | 80                            | 856                    | 54              | 11                                   | 4,630                                 |
| CASUAL . . . . .                 | -                               | -                             | -                      | -               | -                                    | 266                                   |
| TOTAL . . . . .                  | 3                               | 249                           | 856                    | 54              | 11                                   | 7,486                                 |
| VESSELS, MOTOR . . . . .         | -                               | 41                            | -                      | -               | -                                    | 910                                   |
| NET TONNAGE . . . . .            | -                               | 506                           | -                      | -               | -                                    | 12,741                                |
| BOATS:                           |                                 |                               |                        |                 |                                      |                                       |
| MOTOR . . . . .                  | 1                               | 20                            | 60                     | -               | -                                    | 2,250                                 |
| OTHER . . . . .                  | -                               | -                             | 722                    | 27              | -                                    | 1,284                                 |
| ACCESSORY BOATS . . . . .        | -                               | -                             | -                      | -               | -                                    | 90                                    |
| APPARATUS:                       |                                 |                               |                        |                 |                                      |                                       |
| NUMBER . . . . .                 | 150                             | 122                           | 856                    | 27              | -                                    | -                                     |
| YARDS AT MOUTH . . . . .         | -                               | 146                           | -                      | -               | -                                    | -                                     |

## GULF FISHERIES

## LOUISIANA: CATCH BY GEAR, 1949

| SPECIES                     | PURSE SEINES |             | HAUL SEINES |          | GILL NETS,<br>STAKE |       | TRAMMEL NETS |         |
|-----------------------------|--------------|-------------|-------------|----------|---------------------|-------|--------------|---------|
|                             | POUNDS       | VALUE       | POUNDS      | VALUE    | POUNDS              | VALUE | POUNDS       | VALUE   |
| BLUEFISH                    | -            | -           | -           | -        | -                   | -     | 5,100        | \$765   |
| BLUE RUNNER OR HARDTAIL     | -            | -           | -           | -        | -                   | -     | 1,100        | 44      |
| BUFFALOFISH                 | -            | -           | 171,900     | \$14,634 | 5,400               | \$432 | -            | -       |
| CABIO OR CRAB EATER         | -            | -           | 300         | 38       | -                   | -     | 1,700        | 212     |
| CARP                        | -            | -           | 13,000      | 780      | -                   | -     | -            | -       |
| CATFISH AND BULLHEADS       | -            | -           | 156,700     | 32,835   | 1,400               | 294   | -            | -       |
| CREVALLE                    | -            | -           | -           | -        | -                   | -     | 100          | 4       |
| CROAKER                     | -            | -           | 30,300      | 2,130    | -                   | -     | 30,100       | 2,219   |
| DRUM:                       | -            | -           | -           | -        | -                   | -     | -            | -       |
| BLACK                       | -            | -           | 52,500      | 4,194    | -                   | -     | 140,300      | 11,208  |
| RED OR REDFISH              | -            | -           | 114,500     | 24,033   | -                   | -     | 344,500      | 72,146  |
| FLOUNDERS                   | -            | -           | 17,600      | 3,337    | -                   | -     | 26,300       | 5,032   |
| GARFISH                     | -            | -           | 160,200     | 9,003    | 2,500               | 150   | 5,700        | 77      |
| KING MACKEREL               | -            | -           | -           | -        | -                   | -     | 1,100        | 77      |
| KING WHITING OR "KINGFISH"  | -            | -           | 66,100      | 5,360    | -                   | -     | 49,600       | 3,905   |
| MENHADEN                    | 165,913,400  | \$2,018,307 | -           | -        | -                   | -     | -            | -       |
| MULLET                      | -            | -           | 125,200     | 9,953    | -                   | -     | 446,200      | 35,598  |
| PADDLEFISH OR SPOONBILL CAT | -            | -           | 42,100      | 7,999    | 1,100               | 176   | -            | -       |
| SEA CATFISH                 | -            | -           | 83,800      | 5,384    | -                   | -     | 72,000       | 4,578   |
| SEA TROUT OR WEAKFISH:      | -            | -           | -           | -        | -                   | -     | -            | -       |
| SPOTTED                     | -            | -           | 166,000     | 40,728   | -                   | -     | 481,500      | 120,231 |
| WHITE                       | -            | -           | 50,900      | 4,720    | -                   | -     | 96,300       | 7,859   |
| SHARKS                      | -            | -           | 12,900      | 516      | -                   | -     | 14,300       | 572     |
| SHEEPSHEAD:                 | -            | -           | -           | -        | -                   | -     | -            | -       |
| FRESH-WATER                 | -            | -           | 270,300     | 19,532   | 1,500               | 90    | -            | -       |
| SALT-WATER                  | -            | -           | 35,400      | 4,012    | -                   | -     | 131,200      | 14,838  |
| SPANISH MACKEREL            | -            | -           | 400         | 42       | -                   | -     | 4,900        | 557     |
| SPOT                        | -            | -           | 7,800       | 547      | -                   | -     | 10,300       | 1,483   |
| STURGEON                    | -            | -           | -           | -        | -                   | -     | 100          | 10      |
| TENPOUNDER                  | -            | -           | 9,000       | 360      | -                   | -     | 3,400        | 136     |
| TRIPLETAIL                  | -            | -           | 5,500       | 737      | -                   | -     | 9,400        | 1,252   |
| CRABS, BLUE:                | -            | -           | -           | -        | -                   | -     | -            | -       |
| HARD                        | -            | -           | 11,200      | 346      | -                   | -     | -            | -       |
| SOFT AND PEELERS            | -            | -           | 82,300      | 34,590   | -                   | -     | -            | -       |
| SHRIMP                      | -            | -           | 8,400       | 1,877    | -                   | -     | -            | -       |
| FROGS                       | -            | -           | 1,200       | 600      | -                   | -     | -            | -       |
| TOTAL                       | 165,913,400  | 2,018,307   | 1,495,500   | 228,287  | 11,900              | 1,142 | 1,875,200    | 283,068 |

| SPECIES                    | LINES   |        |                          |           |                          |           | FYKE NETS |          |
|----------------------------|---------|--------|--------------------------|-----------|--------------------------|-----------|-----------|----------|
|                            | HAND    |        | TRAWL OR TROT WITH HOOKS |           | TROT WITH BITS OR SHOODS |           | POUNDS    | VALUE    |
|                            | POUNDS  | VALUE  | POUNDS                   | VALUE     | POUNDS                   | VALUE     |           |          |
| BUFFALOFISH                | -       | -      | -                        | -         | -                        | -         | 538,700   | \$42,988 |
| CABIO OR CRAB EATER        | 200     | \$28   | -                        | -         | -                        | -         | -         | -        |
| CARP                       | -       | -      | -                        | -         | -                        | -         | 11,000    | 660      |
| CATFISH AND BULLHEADS      | 4,500   | 945    | 3,388,000                | \$721,319 | -                        | -         | 40,000    | 8,501    |
| CROAKER                    | 2,600   | 208    | -                        | -         | -                        | -         | -         | -        |
| DRUM:                      | -       | -      | -                        | -         | -                        | -         | -         | -        |
| BLACK                      | 13,700  | 1,096  | -                        | -         | -                        | -         | -         | -        |
| RED OR REDFISH             | 20,900  | 4,403  | -                        | -         | -                        | -         | -         | -        |
| FLOUNDERS                  | 2,300   | 442    | -                        | -         | -                        | -         | -         | -        |
| GARFISH                    | 1,100   | 66     | 8,400                    | 504       | -                        | -         | 3,900     | 234      |
| GROUPERS                   | 5,200   | 728    | -                        | -         | -                        | -         | -         | -        |
| KING MACKEREL              | 3,100   | 21     | -                        | -         | -                        | -         | -         | -        |
| KING WHITING OR "KINGFISH" | 3,100   | 279    | -                        | -         | -                        | -         | -         | -        |
| SEA CATFISH                | 8,000   | 556    | -                        | -         | -                        | -         | -         | -        |
| SEA TROUT OR WEAKFISH:     | -       | -      | -                        | -         | -                        | -         | -         | -        |
| SPOTTED                    | 45,100  | 11,248 | -                        | -         | -                        | -         | -         | -        |
| WHITE                      | 9,800   | 872    | -                        | -         | -                        | -         | -         | -        |
| SHEEPSHEAD:                | -       | -      | -                        | -         | -                        | -         | -         | -        |
| FRESH-WATER                | -       | -      | 179,700                  | 15,460    | -                        | -         | 437,900   | 34,702   |
| SALT-WATER                 | 4,100   | 487    | -                        | -         | -                        | -         | -         | -        |
| SNAPPER, RED               | 169,500 | 41,425 | -                        | -         | -                        | -         | -         | -        |
| TRIPLETAIL                 | 100     | 14     | -                        | -         | -                        | -         | -         | -        |
| CRABS, BLUE, HARD          | -       | -      | -                        | -         | 17,274,400               | \$535,324 | -         | -        |
| TURTLE, SNAPPER            | -       | -      | 2,200                    | 180       | -                        | -         | 1,000     | 100      |
| TOTAL                      | 290,500 | 62,818 | 3,578,300                | 737,463   | 17,274,400               | 535,324   | 1,032,500 | 87,185   |

(CONTINUED ON NEXT PAGE)

LOUISIANA: CATCH BY GEAR, 1949 - Continued

| SPECIES                              | DIP NETS |          | OTTER TRAWLS |            | BRUSH NETS |          | POTS   |         |
|--------------------------------------|----------|----------|--------------|------------|------------|----------|--------|---------|
|                                      | POUNDS   | VALUE    | POUNDS       | VALUE      | POUNDS     | VALUE    | POUNDS | VALUE   |
| CATFISH AND BULLHEADS . . . . .      | 101,100  | \$21,788 | -            | -          | -          | -        | -      | -       |
| FLOUNDERS . . . . .                  | -        | -        | 134,700      | \$25,862   | -          | -        | -      | -       |
| KING WHITING OR "KINGFISH" . . . . . | -        | -        | 154,800      | 10,201     | -          | -        | -      | -       |
| SAWFISH . . . . .                    | -        | -        | 34,900       | 1,396      | -          | -        | -      | -       |
| SEA TROUT OR WEAFFISH, . . . . .     | -        | -        | -            | -          | -          | -        | -      | -       |
| WHITE . . . . .                      | -        | -        | 36,700       | 2,286      | -          | -        | -      | -       |
| SHARKS . . . . .                     | -        | -        | 15,700       | 628        | -          | -        | -      | -       |
| SHAPPER, RED . . . . .               | -        | -        | 400          | 98         | -          | -        | -      | -       |
| CRABS, BLUE: . . . . .               | -        | -        | -            | -          | -          | -        | -      | -       |
| HARD . . . . .                       | 466,200  | 14,320   | 36,500       | 1,195      | -          | -        | 85,400 | \$3,416 |
| SOFT AND PEELERS . . . . .           | 160,400  | 67,368   | -            | -          | 212,600    | \$90,324 | -      | -       |
| CRAYFISH . . . . .                   | 39,900   | 666      | -            | -          | -          | -        | -      | -       |
| SHRIMP . . . . .                     | -        | -        | 85,698,500   | 19,730,851 | -          | -        | -      | -       |
| SQUID . . . . .                      | -        | -        | 4,000        | 160        | -          | -        | -      | -       |
| TURTLE: . . . . .                    | -        | -        | -            | -          | -          | -        | -      | -       |
| GREEN . . . . .                      | -        | -        | 5,300        | 590        | -          | -        | -      | -       |
| LOGGERHEAD . . . . .                 | -        | -        | 500          | 40         | -          | -        | -      | -       |
| TOTAL . . . . .                      | 767,600  | 104,142  | 86,122,000   | 19,773,307 | 212,600    | 90,324   | 85,400 | 3,416   |

| SPECIES                    | DREDGES   |           | TONGS     |           | GRABS, FROG |          | BY HAND |         |
|----------------------------|-----------|-----------|-----------|-----------|-------------|----------|---------|---------|
|                            | POUNDS    | VALUE     | POUNDS    | VALUE     | POUNDS      | VALUE    | POUNDS  | VALUE   |
| OYSTERS, MARKET: . . . . . | -         | -         | -         | -         | -           | -        | -       | -       |
| PUBLIC, SPRING . . . . .   | 3,232,700 | \$753,465 | 7,500     | \$2,700   | -           | -        | -       | -       |
| PUBLIC, FALL . . . . .     | 12,900    | 3,225     | 6,100     | 2,684     | -           | -        | -       | -       |
| PRIVATE, SPRING . . . . .  | 1,650,800 | 694,017   | 3,348,800 | 1,411,632 | -           | -        | -       | -       |
| PRIVATE, FALL . . . . .    | 408,800   | 167,625   | 1,019,900 | 423,993   | -           | -        | -       | -       |
| FROGS . . . . .            | -         | -         | -         | -         | 36,700      | \$17,744 | 3,700   | \$1,769 |
| TOTAL . . . . .            | 5,305,200 | 1,618,332 | 4,382,300 | 1,841,009 | 36,700      | 17,744   | 3,700   | 1,769   |

NOTE:--THE PRODUCTION OF FISHERY PRODUCTS BY MISSISSIPPI CRAFT IN LOUISIANA WATERS HAS BEEN INCLUDED WITH THE CATCH FOR LOUISIANA. THESE CATCHES WERE AS FOLLOWS: BY OYSTER DREDGES, PUBLIC SPRING OYSTERS, 1,774,900 POUNDS OF MEATS, VALUED AT \$425,880; AND PUBLIC FALL OYSTERS, 12,900 POUNDS OF MEATS, VALUED AT \$3,225; BY OYSTER TONGS, PUBLIC SPRING OYSTERS, 3,000 POUNDS OF MEATS, VALUED AT \$720; AND BY SHRIMP TRAWLS, SHRIMP, 8,652,600 POUNDS, VALUED AT \$2,069,091.

TEXAS

OPERATING UNITS BY GEAR, 1949

| ITEM                             | PURSE SEINES, MENHADEN | HAUL SEINES, COMMON | GILL NETS, STAKE | TRAMMEL NETS | LINES  |                          |        |                           |
|----------------------------------|------------------------|---------------------|------------------|--------------|--------|--------------------------|--------|---------------------------|
|                                  |                        |                     |                  |              | HAND   | TRAWL OR TROT WITH HOOKS | TROLL  | TROT WITH BAITS OR SNOODS |
|                                  |                        |                     |                  |              | NUMBER | NUMBER                   | NUMBER | NUMBER                    |
| FISHERMEN:                       |                        |                     |                  |              |        |                          |        |                           |
| ON VESSELS . . . . .             | 96                     | -                   | -                | -            | 150    | -                        | -      | -                         |
| ON BOATS AND SHORE:              |                        |                     |                  |              |        |                          |        |                           |
| REGULAR . . . . .                | -                      | 47                  | 22               | 89           | 150    | 184                      | -      | 30                        |
| CASUAL . . . . .                 | -                      | 32                  | 2                | 15           | 101    | 40                       | 3      | 13                        |
| TOTAL . . . . .                  | 96                     | 79                  | 24               | 104          | 401    | 224                      | 3      | 43                        |
| VESSELS, MOTOR . . . . .         | 5                      | -                   | -                | -            | 25     | -                        | -      | -                         |
| NET TONNAGE . . . . .            | 238                    | -                   | -                | -            | 442    | -                        | -      | -                         |
| BOATS:                           |                        |                     |                  |              |        |                          |        |                           |
| MOTOR . . . . .                  | -                      | 6                   | 10               | 30           | 154    | 163                      | 3      | 31                        |
| BOATS . . . . .                  | -                      | 42                  | 8                | 36           | 64     | 58                       | -      | 12                        |
| ACCESSORY BOATS . . . . .        | 15                     | -                   | -                | -            | -      | -                        | -      | -                         |
| APPARATUS:                       |                        |                     |                  |              |        |                          |        |                           |
| NUMBER . . . . .                 | 5                      | 21                  | 14               | 52           | 401    | 344                      | 3      | 43                        |
| LENGTH, YARDS . . . . .          | 2,000                  | 11,320              | -                | -            | -      | -                        | -      | -                         |
| SQUARE YARDS . . . . .           | -                      | -                   | 3,525            | 25,663       | -      | -                        | -      | -                         |
| HOOKS, BAITS OR SNOODS . . . . . | -                      | -                   | -                | -            | 575    | 44,720                   | 3      | 11,075                    |

(CONTINUED ON NEXT PAGE)

## GULF FISHERIES

## TEXAS: OPERATING UNITS BY GEAR, 1949 - Continued

| ITEM                      | FYKE NETS, FISH | OTTER TRAWLS, SHRIMP | POTS, CRABS | SPEARS | DREDGES, OYSTER, COMMON | TONGS, OYSTER | BY HAND, OYSTER | TOTAL, EXCLUSIVE OF DUPLICATION |
|---------------------------|-----------------|----------------------|-------------|--------|-------------------------|---------------|-----------------|---------------------------------|
|                           | NUMBER          | NUMBER               | NUMBER      | NUMBER | NUMBER                  | NUMBER        | NUMBER          | NUMBER                          |
| FISHERMEN:                |                 |                      |             |        |                         |               |                 |                                 |
| ON VESSELS . . . . .      | -               | 1,518                | -           | -      | 20                      | -             | -               | 1,731                           |
| ON BOATS AND SHORE:       |                 |                      |             |        |                         |               |                 |                                 |
| REGULAR . . . . .         | 4               | 1,578                | 29          | 15     | 52                      | 92            | 12              | 1,848                           |
| CASUAL . . . . .          | -               | -                    | 11          | 28     | -                       | 13            | -               | 175                             |
| TOTAL . . . . .           | 4               | 3,096                | 40          | 43     | 72                      | 105           | 12              | 3,754                           |
| VESSELS, MOTOR . . . . .  | -               | 677                  | -           | -      | 5                       | -             | -               | 640                             |
| NET TONNAGE . . . . .     | -               | 11,678               | -           | -      | 23                      | -             | -               | 12,099                          |
| BOATS:                    |                 |                      |             |        |                         |               |                 |                                 |
| MOTOR . . . . .           | -               | 799                  | 34          | -      | 17                      | 65            | -               | 1,030                           |
| BOATS . . . . .           | 4               | -                    | 5           | -      | -                       | 14            | -               | 192                             |
| ACCESSORY BOATS . . . . . | -               | -                    | -           | -      | -                       | -             | -               | 15                              |
| APPARATUS:                |                 |                      |             |        |                         |               |                 |                                 |
| NUMBER . . . . .          | 23              | 1,426                | 1,340       | 43     | 25                      | 105           | -               | -                               |
| YARDS AT MOUTH . . . . .  | -               | 30,849               | -           | -      | 29                      | -             | -               | -                               |

## TEXAS: CATCH BY GEAR, 1949

| SPECIES                          | PURSE SEINES |           | HAUL SEINES |        | GILL NETS, STAKE |        | TRAMMEL NETS |        |
|----------------------------------|--------------|-----------|-------------|--------|------------------|--------|--------------|--------|
|                                  | POUNDS       | VALUE     | POUNDS      | VALUE  | POUNDS           | VALUE  | POUNDS       | VALUE  |
| BLUEFISH . . . . .               | -            | -         | 1,600       | \$214  | -                | -      | -            | -      |
| BUFFALOFISH . . . . .            | -            | -         | -           | -      | -                | -      | 700          | \$42   |
| CABIO OR CRAB EATER . . . . .    | -            | -         | -           | -      | -                | -      | 200          | 14     |
| CROAKER . . . . .                | -            | -         | 600         | 34     | -                | -      | 4,800        | 275    |
| DRUM:                            |              |           |             |        |                  |        |              |        |
| BLACK . . . . .                  | -            | -         | 86,500      | 8,591  | 6,100            | \$588  | 60,500       | 5,518  |
| RED OR REDFISH . . . . .         | -            | -         | 111,300     | 23,269 | 19,400           | 2,751  | 143,200      | 28,910 |
| FLOUNDERS . . . . .              | -            | -         | 22,500      | 5,120  | 3,200            | 728    | 21,600       | 4,961  |
| JEWFISH . . . . .                | -            | -         | 600         | 60     | -                | -      | 100          | 10     |
| KING WHITING OR "KINGFISH"       | -            | -         | -           | -      | 200              | 11     | 5,400        | 296    |
| MENHADEN . . . . .               | 41,135,300   | \$473,757 | -           | -      | -                | -      | -            | -      |
| MULLET . . . . .                 | -            | -         | 317,200     | 23,838 | -                | -      | 103,900      | 7,290  |
| POMPANO . . . . .                | -            | -         | 100         | 48     | -                | -      | -            | -      |
| SEA CATFISH . . . . .            | -            | -         | 1,000       | 54     | 15,200           | 885    | 68,300       | 4,056  |
| SEA TROUT OR WEAKFISH:           |              |           |             |        |                  |        |              |        |
| SPOTTED . . . . .                | -            | -         | 128,000     | 29,440 | 25,500           | 5,865  | 181,500      | 41,794 |
| WHITE . . . . .                  | -            | -         | -           | -      | 1,000            | 60     | 5,500        | 302    |
| SHEEPSHEAD, SALT-WATER . . . . . | -            | -         | 1,400       | 139    | 1,700            | 168    | 3,800        | 366    |
| SNAPPER, RED . . . . .           | -            | -         | 1,700       | 391    | -                | -      | -            | -      |
| SNOOK OR SERGEANT FISH . . . . . | -            | -         | 400         | 28     | -                | -      | -            | -      |
| SPANISH MACKEREL . . . . .       | -            | -         | 1,600       | 202    | -                | -      | 100          | 10     |
| SPOT . . . . .                   | -            | -         | 400         | 20     | -                | -      | 600          | 33     |
| TRIPLETAIL . . . . .             | -            | -         | -           | -      | -                | -      | 100          | 9      |
| TOTAL . . . . .                  | 41,135,300   | 473,757   | 674,900     | 91,448 | 72,300           | 11,056 | 600,300      | 93,886 |

| SPECIES                          | LINES     |         |                         |         |        |       |                          |       |
|----------------------------------|-----------|---------|-------------------------|---------|--------|-------|--------------------------|-------|
|                                  | HAND      |         | TROT OR TROT WITH HOOKS |         | TROLL  |       | TROT WITH BAIT OR SNOODS |       |
|                                  | POUNDS    | VALUE   | POUNDS                  | VALUE   | POUNDS | VALUE | POUNDS                   | VALUE |
| CABIO OR CRAB EATER . . . . .    | 2,100     | \$149   | -                       | -       | -      | -     | -                        | -     |
| CATFISH AND BULLHEADS . . . . .  | 5,400     | 1,134   | 13,000                  | \$3,094 | -      | -     | -                        | -     |
| CROAKER . . . . .                | 400       | 20      | -                       | -       | -      | -     | -                        | -     |
| DRUM:                            |           |         |                         |         |        |       |                          |       |
| BLACK . . . . .                  | 193,800   | 17,522  | 400,100                 | 36,158  | -      | -     | -                        | -     |
| RED OR REDFISH . . . . .         | 93,400    | 18,566  | 152,600                 | 30,620  | -      | -     | -                        | -     |
| FLOUNDERS . . . . .              | 37,400    | 8,541   | 4,900                   | 120     | -      | -     | -                        | -     |
| GROUPERS . . . . .               | 129,900   | 15,581  | -                       | -       | -      | -     | -                        | -     |
| JEWFISH . . . . .                | 3,600     | 338     | -                       | -       | -      | -     | -                        | -     |
| KING MACKEREL . . . . .          | -         | -       | -                       | -       | 700    | \$40  | -                        | -     |
| KING WHITING OR "KINGFISH"       | 2,200     | 115     | -                       | -       | -      | -     | -                        | -     |
| SEA CATFISH . . . . .            | 34,700    | 2,181   | 11,200                  | 685     | -      | -     | -                        | -     |
| SEA TROUT OR WEAKFISH:           |           |         |                         |         |        |       |                          |       |
| SPOTTED . . . . .                | 218,400   | 50,236  | 61,000                  | 14,052  | -      | -     | -                        | -     |
| SHARKS . . . . .                 | -         | -       | 25,000                  | 250     | -      | -     | -                        | -     |
| SHEEPSHEAD, SALT-WATER . . . . . | 5,400     | 534     | 1,600                   | 155     | -      | -     | -                        | -     |
| SNAPPER, RED . . . . .           | 1,051,700 | 241,895 | -                       | -       | -      | -     | -                        | -     |
| SPANISH MACKEREL . . . . .       | 400       | 46      | -                       | -       | -      | -     | -                        | -     |
| TUNA, LITTLE . . . . .           | 100       | 10      | -                       | -       | -      | -     | -                        | -     |
| CRABS, BLUE, HARD . . . . .      | 100       | 8       | -                       | -       | -      | -     | -                        | -     |
| TOTAL . . . . .                  | 1,779,000 | 356,866 | 669,400                 | 66,134  | 700    | 40    | 137,600                  | 8,407 |

(CONTINUED ON NEXT PAGE)




TEXAS: CATCH BY GEAR, 1949 - Continued

| SPECIES                             | FYKE NETS |       | OTTER TRAILS |           | POTS    |          | SPEARS |         |
|-------------------------------------|-----------|-------|--------------|-----------|---------|----------|--------|---------|
|                                     | POUNDS    | VALUE | POUNDS       | VALUE     | POUNDS  | VALUE    | POUNDS | VALUE   |
| BUFFALOFISH . . . . .               | 9,300     | \$651 | -            | -         | -       | -        | -      | -       |
| CABIO OR CRAB EATER . . . . .       | -         | -     | 200          | \$14      | -       | -        | -      | -       |
| CROAKER . . . . .                   | -         | -     | 9,000        | 540       | -       | -        | -      | -       |
| FLOUNDERS . . . . .                 | -         | -     | 88,000       | 20,102    | -       | -        | 42,300 | \$9,429 |
| GROUPERS . . . . .                  | -         | -     | 100          | 12        | -       | -        | -      | -       |
| JEW FISH . . . . .                  | -         | -     | 1,000        | 90        | -       | -        | -      | -       |
| KING MACKEREL . . . . .             | -         | -     | 100          | 10        | -       | -        | -      | -       |
| KING WHITING OR "KINGFISH". . . . . | -         | -     | 91,900       | 5,296     | -       | -        | -      | -       |
| MULLET . . . . .                    | -         | -     | 100          | 8         | -       | -        | -      | -       |
| SEA CATFISH . . . . .               | -         | -     | 1,000        | 51        | -       | -        | -      | -       |
| SEA TROUT OR WEAKFISH,              |           |       |              |           |         |          |        |         |
| WHITE . . . . .                     | -         | -     | 8,600        | 430       | -       | -        | -      | -       |
| SNAPPER, RED. . . . .               | -         | -     | 1,000        | 230       | -       | -        | -      | -       |
| SPANISH MACKEREL . . . . .          | -         | -     | 100          | 12        | -       | -        | -      | -       |
| SPOT . . . . .                      | -         | -     | 300          | 18        | -       | -        | -      | -       |
| CRABS, BLUE, HARD . . . . .         | -         | -     | 7,900        | 545       | 228,300 | \$13,462 | -      | -       |
| SHRIMP . . . . .                    | -         | -     | 33,668,000   | 7,819,074 | -       | -        | -      | -       |
| SCUID . . . . .                     | -         | -     | 4,600        | 230       | -       | -        | -      | -       |
| TOTAL . . . . .                     | 9,300     | 651   | 33,881,900   | 7,846,562 | 228,300 | 13,462   | 42,300 | 9,429   |

| SPECIES                  | LEDGES  |          | TONGS   |          | BY HAND |          |
|--------------------------|---------|----------|---------|----------|---------|----------|
|                          | POUNDS  | VALUE    | POUNDS  | VALUE    | POUNDS  | VALUE    |
| OYSTERS, MARKET:         |         |          |         |          |         |          |
| PUBLIC, SPRING . . . . . | 90,800  | \$40,860 | 117,600 | \$52,920 | 38,900  | \$16,338 |
| PUBLIC, FALL . . . . .   | 9,700   | 4,293    | 42,300  | 18,291   | -       | -        |
| TOTAL . . . . .          | 100,500 | 45,153   | 159,900 | 71,211   | 38,900  | 16,338   |



MENHADEN PURSE-SEINING OPERATIONS

## GULF FISHERIES

## TARPON SPRINGS SPONGE FISHERY

During 1949, a total of 83,947 pounds of sponges, valued at \$470,804 was sold on the Exchange at Tarpon Springs, Florida. This was an increase of 9,483 pounds or 13 percent in volume, and of \$4,867 or 1 percent in value compared with the transactions of the previous year.

Sales of sponges on the Exchange during 1949 were as follows:


|            | <u>Bunches</u> | <u>Pounds</u> | <u>Value</u> |
|------------|----------------|---------------|--------------|
| Large Wool | 740            | 8,140         | \$101,411    |
| Small Wool | 487            | 3,409         | 40,527       |
| Wool Rags  | 9,655          | 63,366        | 313,238      |
| Yellow     | 1,244          | 5,287         | 9,097        |
| Grass      | 899            | 3,745         | 6,531        |

In addition to the sponges shown above, sponges having an estimated value of \$48,000 were sold outside the Exchange.

The 1949 total poundage was the second lowest recorded in the 36 years for which data are available. The lowest year was reached in 1948 when 74,464 pounds of sponges were sold at the Exchange.

Domestic production of sponges has declined markedly since 1938. This is attributed to three reasons: first, lack of scientific management and control of the sponge beds; second, a fungus blight which began in 1939 and has seriously damaged the beds; and third, increased commercial production of artificial sponges.

Sponges are sold by "the bunch", which consists of a string of sponges (strung) on a cord 60 inches long. As the weight of these bunches varies considerably, an estimated average weight per bunch for each classification is used in calculating the weight landed. These conversion factors may be found in Section 13 under the heading "Conversion Factors."



SPONGE DIVER

During 1949, the production of fish and shellfish in the Pacific Coast States (Washington, Oregon, and California) totaled 1,364,518,500 pounds, valued at \$100,373,114 to the fishermen. This represents an increase of 20 percent in volume, but a decrease of 12 percent in value compared with the landings of the previous year.

Receipts of tuna and tunalike fishes again broke all records in 1949 when over 332 million pounds were landed. These record landings were made even though the clipper fleet suffered a large decline in production as the result of two tie-ups. The first, of about five-weeks duration, occurred in the spring while prices were being negotiated, and the second for 60 to 90 days, was imposed by canners in the fall to prevent piling up of excessive stocks. The fleet of smaller clippers and trollers was exceptionally successful in taking albacore and skipjack. The purse-seine fleet had a good season in the spring fishing for yellowfin and skipjack. With the exception of albacore, the same prices which were paid for raw tuna during 1948 remained in effect until early June, 1949; at that date the fishermen were forced to accept sharp price cuts. The lowered prices per ton were as follows: yellowfin, \$340 to \$310; bluefin, \$330 to \$300; skipjack, \$320 to \$290; bonito, \$235 to \$195; and yellowtail, \$225 to \$185. Albacore prices in 1948 ranged from \$750 down to almost \$500 per ton. Dockside prices for albacore in 1949 were reduced to approximately \$400 per ton from the start of the season in June, and some were reduced to less than \$350 per ton in the latter part of the season.

The 1949 catch of Pacific salmon rose more than 30 million pounds above the take of the previous year. Although 1949 was a cycle year for the pink salmon in Puget Sound, the receipts of this species were still more than 7.5 million pounds below the almost 52 million pound catch of pinks made in 1947. Early runs of chinook or king salmon off Cape Flattery and other Washington Coastal waters were disappointing, but the main migratory run was late, and off-shore catches materially improved during the summer season. The outstanding factor for the noticeable decrease in the catch of chum salmon was caused by a fleet tie-up at the start of the fall fishing, and extending over a period of several weeks. By the time an agreement was reached, the major chum migrations had passed on into the spawning areas. Subsequent fishing failed to produce adequate catches to recoup what would have been taken if fishing had been carried out during the entire season. During this period, great amounts of Canadian and Alaskan-caught fish were imported to satisfy the demands of the fresh markets and canneries. The sockeye run was actually much greater than the catch indicated, since the opening of the season was delayed until July 17 by the International Sockeye Commission to allow the early run to escape and was further delayed until July 25 by a price disagreement.

The pilchard fishery of the Pacific Coast recorded a gain of over 260 million pounds compared with the previous year. Although the legal season for pilchard in California began on August 1 at Monterey and San Francisco, fishing was delayed three weeks pending negotiation of a contract which called for a \$40 per-ton price. At the end of

---

<sup>8</sup> Data on the operating units and catch of the fisheries of the Pacific Coast States have been taken largely from statistics collected by the various State agencies. Supplementary surveys, compilations, and analyses, have been made by agents of this Service in order that the figures may be presented in a manner comparable with those of other sections. While statistics on the fisheries of California are for the calendar year, those for Oregon and Washington are for the fiscal year ending March 31, 1950, except that statistics of the halibut fishery for Washington are for the calendar year.

## PACIFIC COAST STATES FISHERIES

August, fishing was again suspended until September 12 at Monterey and 10 days later at San Francisco, when a new price of \$35 per ton was agreed upon. The open season in southern California began on October 1, but a price renegotiation delayed fishing in that area for all but a few small craft until October 9, when a new price of \$32.50 per ton was agreed upon at all ports in the state. Starting on November 9, a disagreement over deviations from the contract price again idled the major portion of the southern fleet for about five weeks. These periods of idleness, occurring at times when fishing conditions appeared very favorable, tended to reduce greatly the potential production of the area.

The 1949 halibut season which extended from May 1 through July 12, was 73 days, compared with 72 days in 1948 and 109 days in 1947. The use of stainless steel ground lines by halibut fishing vessels became more common during the season, and by the end of the year several fishing equipment manufacturers had developed gurdies and other equipment for operating this type of gear.

The mackerel catch in California was another fishery which suffered from price disagreements. Although mackerel production recorded an increase of 26 percent above the previous year, jack mackerel recorded a 30 percent decrease. The seiners caught fewer fish during 1949 while renegotiating sardine price contracts, whereas the small craft, fishing with scoop nets for mackerel only had a much better season than they had experienced in several years. Prices of \$60 and \$50 per ton paid for mackerel and jack mackerel respectively, in the early part of 1949 were changed to \$50 and \$40 per ton in the early fall. The prices remained at the latter level for the remainder of the year.

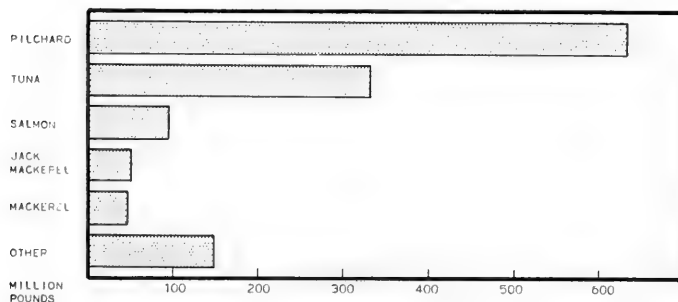
Razor clam production from the Washington Coastal beaches was limited during 1949 since the state had reduced the quota to 700,000 pounds because of a decline in clam populations of the beaches. A quota of 1,200,000 pounds was allowed the previous year.

Extreme winter weather curtailed crab fishing in many areas of the northwest. Great damage was also done during the winter when productive oyster beds were frozen solid.

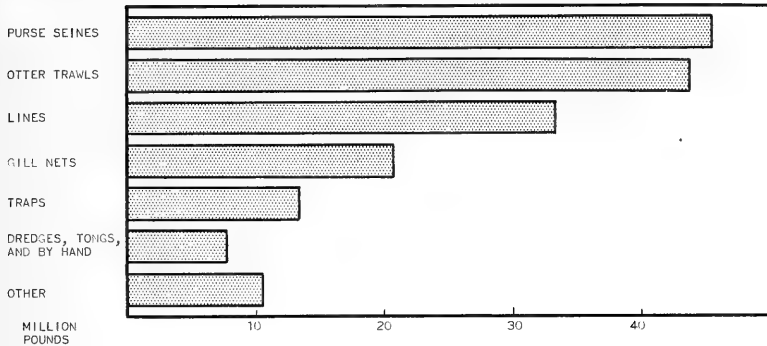
The last complete survey of the fishery transporting, wholesaling, and manufacturing industries was made for 1940. In that year 141 men were employed on 58 vessels operating in the transporting trade and 19,109 persons were employed in wholesale and manufacturing establishments. The latter employees received \$11,440,359 in salaries and wages during 1940. Detailed statistics on these branches of the industry for 1940 can be found in 'Fishery Statistics of the United States, 1944' (Statistical Digest No. 16).

Condensed summary data of the operating units and catch by states of the Pacific Coast States Fisheries, appearing on the following pages, have been previously published in Current Fishery Statistics No. 653.

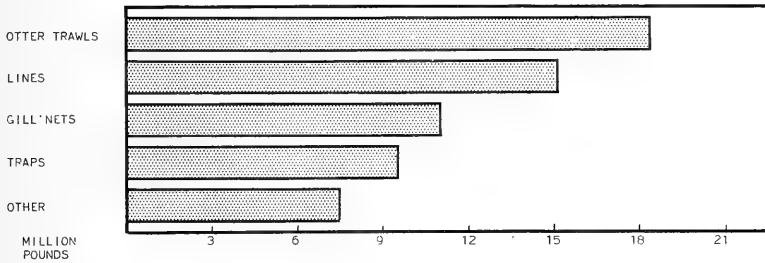
PACIFIC COAST STATES CATCH, 1949



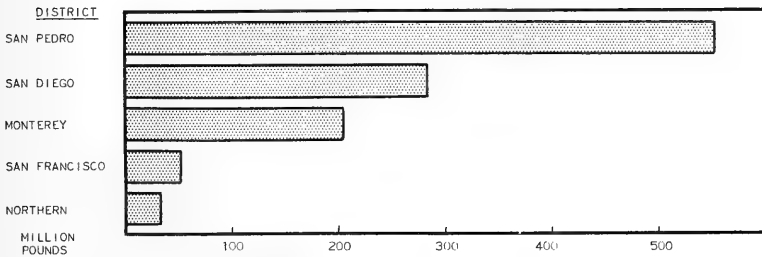
WASHINGTON: CATCH BY GEAR, 1949



OREGON: CATCH BY GEAR, 1949



CALIFORNIA: CATCH BY DISTRICTS, 1949



## PACIFIC COAST STATES FISHERIES

## SECTIONAL SUMMARIES

## SUMMARY OF CATCH, 1949

| PRODUCT                  | WASHINGTON    |              | OREGON        |              |
|--------------------------|---------------|--------------|---------------|--------------|
|                          | POUNDS        | VALUE        | POUNDS        | VALUE        |
| FISH . . . . .           | 152,372,100   | \$17,114,920 | 51,093,900    | \$6,076,768  |
| SHELLFISH, ETC. . . . .  | 21,788,700    | 3,668,028    | 10,002,500    | 988,679      |
| TOTAL . . . . .          | 174,160,800   | 20,802,948   | 61,096,400    | 7,065,447    |
| PRODUCT                  | CALIFORNIA    |              | TOTAL         |              |
|                          | POUNDS        | VALUE        | POUNDS        | VALUE        |
| FISH . . . . .           | 1,108,012,700 | \$70,183,149 | 1,311,478,700 | \$93,374,637 |
| SHELLFISH, ETC. . . . .  | 20,458,500    | 2,253,595    | 52,249,700    | 6,930,302    |
| WHALE PRODUCTS . . . . . | 790,100       | 67,975       | 790,100       | 67,975       |
| TOTAL . . . . .          | 1,129,261,300 | 72,504,719   | 1,364,518,500 | 100,373,114  |

## SUMMARY OF OPERATING UNITS, 1949

| ITEM                                 | WASHINGTON           |                  |                         |           |
|--------------------------------------|----------------------|------------------|-------------------------|-----------|
|                                      | PUGET SOUND DISTRICT | COASTAL DISTRICT | COLUMBIA RIVER DISTRICT | TOTAL     |
|                                      | NUMBER               | NUMBER           | NUMBER                  | NUMBER    |
| FISHERMEN:                           |                      |                  |                         |           |
| ON VESSELS . . . . .                 | 4,672                | 830              | 54                      | 5,556     |
| ON BOATS AND SHORE . . . . .         | 2,742                | 3,566            | 1,089                   | 7,397     |
| TOTAL . . . . .                      | 7,414                | 4,396            | 1,143                   | 12,953    |
| VESSELS, MOTOR . . . . .             | 956                  | 337              | 27                      | 1,320     |
| NET TONNAGE . . . . .                | 20,085               | 4,322            | 243                     | 24,650    |
| BOATS:                               |                      |                  |                         |           |
| MOTOR . . . . .                      | 1,266                | 558              | 707                     | 2,531     |
| OTHER . . . . .                      | 394                  | 246              | 32                      | 672       |
| ACCESSORY BOATS . . . . .            | 296                  | -                | -                       | 296       |
| APPARATUS:                           |                      |                  |                         |           |
| PURSE SEINES AND LAMPARA NETS:       |                      |                  |                         |           |
| FILICARD . . . . .                   | -                    | -                | -                       | -         |
| LENGTH, YARDS . . . . .              | -                    | -                | -                       | -         |
| SALMON . . . . .                     | 296                  | -                | -                       | 296       |
| LENGTH, YARDS . . . . .              | 185,000              | -                | -                       | 185,000   |
| HAUL SEINES . . . . .                | 135                  | 4                | 4                       | 143       |
| LENGTH, YARDS . . . . .              | 12,800               | 400              | 400                     | 13,600    |
| GILL NETS:                           |                      |                  |                         |           |
| SALMON . . . . .                     | 696                  | 504              | 490                     | 1,690     |
| SQUARE YARDS . . . . .               | 1,134,750            | 560,500          | 1,568,000               | 3,263,250 |
| SHARK . . . . .                      | 1,535                | 110              | -                       | 1,645     |
| SQUARE YARDS . . . . .               | 1,262,250            | 90,000           | -                       | 1,352,250 |
| SMELT . . . . .                      | -                    | -                | 5                       | 5         |
| SQUARE YARDS . . . . .               | -                    | -                | 1,875                   | 1,875     |
| LINES:                               |                      |                  |                         |           |
| TRAWL, SET OR HAND . . . . .         | 31,618               | 40               | 273                     | 31,931    |
| HOOKS . . . . .                      | 639,652              | 800              | 27,300                  | 667,752   |
| TROLL:                               |                      |                  |                         |           |
| SALMON . . . . .                     | 3,564                | 2,138            | 490                     | 6,192     |
| HOOKS . . . . .                      | 17,820               | 10,512           | 2,450                   | 30,782    |
| TUNA . . . . .                       | 2,605                | 2,264            | 2,605                   | 7,474     |
| HOOKS . . . . .                      | 605                  | 264              | 6                       | 875       |
| FOUND NETS . . . . .                 | 3/7                  | -                | -                       | 3/7       |
| BRUSH WEIRS . . . . .                | 1                    | -                | -                       | 1         |
| DIP NETS . . . . .                   | 38                   | 54               | 400                     | 492       |
| REEF NETS . . . . .                  | 137                  | -                | -                       | 137       |
| SEIN TRAWLS . . . . .                | 6                    | -                | -                       | 6         |
| YARDS AT MOUTH . . . . .             | 55                   | -                | -                       | 55        |
| OTTER TRAWLS . . . . .               | 162                  | 8                | -                       | 170       |
| YARDS AT MOUTH . . . . .             | 2,400                | 120              | -                       | 2,520     |
| TRAPS:                               |                      |                  |                         |           |
| CRAB . . . . .                       | 18,300               | 19,550           | 1,100                   | 38,950    |
| CRAWFISH . . . . .                   | -                    | -                | 60                      | 60        |
| OCTOPUS . . . . .                    | 350                  | -                | -                       | 350       |
| SHRIMP . . . . .                     | 250                  | -                | -                       | 250       |
| DREDGES, TONGS AND BY HAND . . . . . | 41                   | 122              | -                       | 163       |
| SHOVELS . . . . .                    | 375                  | 2,750            | -                       | 3,125     |

SEE FOOTNOTES AT END OF TABLE

(CONTINUED ON NEXT PAGE)

PACIFIC COAST STATES FISHERIES

SUMMARY OF OPERATING UNITS, 1949 - Continued

| ITEM                              | OREGON                        |                     |           | CALIFORNIA | GRAND TOTAL<br>(EXCLUSIVE OF<br>DUPLICATION) |
|-----------------------------------|-------------------------------|---------------------|-----------|------------|--|
|                                   | COLUMBIA<br>RIVER<br>DISTRICT | COASTAL<br>DISTRICT | TOTAL     | TOTAL      |  |
|                                   | NUMBER                        | NUMBER              | NUMBER    | NUMBER     |  |
| FISHERMEN:                        |                               |                     |           |            |  |
| ON VESSELS . . . . .              | 1,409                         | 459                 | 1,868     | 10,401     | 15,579                                       |
| ON BOATS AND SHORE . . . . .      | 1,730                         | 1,689               | 3,419     | 5,399      | 16,215                                       |
| TOTAL . . . . .                   | 3,139                         | 2,148               | 5,287     | 15,800     | 31,794                                       |
| VESSELS, MOTOR . . . . .          | 414                           | 187                 | 601       | 1,893      | 3,232  |
| NET TONNAGE . . . . .             | 8,658                         | 2,368               | 11,026    | 61,428     | 84,178                                       |
| BOATS:                            |                               |                     |           |            |  |
| MOTOR . . . . .                   | 829                           | 782                 | 1,611     | 2,940      | 7,082  |
| OTHER . . . . .                   | 72                            | 68                  | 140       | 12         | 824  |
| ACCESSORY BOATS . . . . .         | 2                             | -                   | 2         | 895        | 1,193  |
| APPARATUS:                        |                               |                     |           |            |  |
| PURSE SEINES AND<br>LAMPARA NETS: |                               |                     |           |            |  |
| PILCHARD . . . . .                | -                             | -                   | -         | 311        | 311  |
| LENGTH, YARDS . . . . .           | -                             | -                   | -         | 147,275    | 147,275                                      |
| SALMON . . . . .                  | -                             | -                   | -         | -          | 296  |
| LENGTH, YARDS . . . . .           | -                             | -                   | -         | -          | 185,000                                      |
| TUNA . . . . .                    | 1/2                           | -                   | 1/2       | 149        | 151  |
| LENGTH, YARDS . . . . .           | 1,300                         | -                   | 1,300     | 100,575    | 101,875                                      |
| OTHER . . . . .                   | -                             | -                   | -         | 126        | 126  |
| LENGTH, YARDS . . . . .           | -                             | -                   | -         | 32,723     | 32,723                                       |
| HAUL SEINES:                      |                               |                     |           |            |  |
| LENGTH, YARDS . . . . .           | 23                            | 12                  | 35        | 9          | 187  |
| GILL NETS:                        | 13,800                        | 2,000               | 15,800    | 1,350      | 30,750                                       |
| BARRACUDA . . . . .               | -                             | -                   | -         | 34         | 34   |
| SQUARE YARDS . . . . .            | -                             | -                   | -         | 264,350    | 264,350                                      |
| "CALIFORNIA HALIBUT" . . . . .    | -                             | -                   | -         | 13         | 13   |
| SQUARE YARDS . . . . .            | -                             | -                   | -         | 48,750     | 48,750                                       |
| SALMON . . . . .                  | 781                           | 856                 | 1,637     | 229        | 3,556  |
| SQUARE YARDS . . . . .            | 2,055,500                     | 715,000             | 2,770,500 | 978,975    | 7,012,725                                    |
| SEA BASS . . . . .                | -                             | -                   | -         | 78         | 78   |
| SQUARE YARDS . . . . .            | -                             | -                   | -         | 463,398    | 463,398                                      |
| SHAD . . . . .                    | -                             | -                   | -         | 106        | 106  |
| SQUARE YARDS . . . . .            | -                             | -                   | -         | 493,218    | 493,218                                      |
| SHARK . . . . .                   | 1,215                         | 390                 | 1,605     | 132        | 2,840  |
| SQUARE YARDS . . . . .            | 1,037,150                     | 342,000             | 1,379,150 | 1,083,179  | 3,241,929                                    |
| SMELT . . . . .                   | 70                            | -                   | 70        | -          | 75   |
| SQUARE YARDS . . . . .            | 26,000                        | -                   | 26,000    | -          | 27,875                                       |
| CRAC . . . . .                    | -                             | -                   | -         | 10         | 10   |
| SQUARE YARDS . . . . .            | -                             | -                   | -         | 28,880     | 28,880                                       |
| OTHER . . . . .                   | -                             | -                   | -         | 133        | 133  |
| SQUARE YARDS . . . . .            | -                             | -                   | -         | 137,522    | 137,522                                      |
| TRAMMEL NETS . . . . .            | -                             | -                   | -         | 54         | 54   |
| SQUARE YARDS . . . . .            | -                             | -                   | -         | 313,470    | 313,470                                      |
| LINES:                            |                               |                     |           |            |  |
| TRAWL, SET OR HAND . . . . .      | 1,287                         | 350                 | 1,637     | 11,014     | 43,732                                       |
| HOOKS . . . . .                   | 28,700                        | 7,000               | 35,700    | 421,094    | 1,102,746                                    |
| TROLL:                            |                               |                     |           |            |  |
| SALMON . . . . .                  | 1,454                         | 1,812               | 3,266     | 5,608      | 14,209                                       |
| HOOKS . . . . .                   | 6,760                         | 8,150               | 14,910    | 25,628     | 67,288                                       |
| TUNA . . . . .                    | 2/1,298                       | 2/245               | 2/1,543   | 2/15,998   | 16,174                                       |
| HOOKS . . . . .                   | 1,298                         | 245                 | 1,543     | 15,998     | 6,174  |
| OTHER . . . . .                   | -                             | -                   | -         | 722        | 722  |
| HOOKS . . . . .                   | -                             | -                   | -         | 722        | 722  |
| POUND NETS . . . . .              | 3/35                          | -                   | 3/35      | -          | 42   |
| BRUSH WEIRS . . . . .             | -                             | -                   | -         | -          | 1  |
| FYKE NETS . . . . .               | -                             | -                   | -         | 1,600      | 1,600  |
| DIP NETS . . . . .                | 487                           | -                   | 487       | 66         | 1,045  |
| BRAIL OR SCOOP NETS . . . . .     | -                             | -                   | -         | 1,454      | 1,454  |
| BAG NETS, SHRIMP . . . . .        | -                             | -                   | -         | 1          | 1  |
| LENGTH, YARDS . . . . .           | -                             | -                   | -         | 720        | 720  |
| REEF NETS . . . . .               | -                             | -                   | -         | 19         | 137  |
| BEAM TRAWLS . . . . .             | -                             | -                   | -         | 127        | 25   |
| YARDS AT MOUTH . . . . .          | -                             | -                   | -         | 83         | 182  |
| OTTER TRAWLS . . . . .            | 64                            | 19                  | 83        | 96         | 326  |
| YARDS AT MOUTH . . . . .          | 960                           | 285                 | 1,245     | 1,398      | 4,818  |
| TRAPS:                            |                               |                     |           |            |  |
| CRAB . . . . .                    | 8,700                         | 16,400              | 25,100    | 15,418     | 77,743                                       |
| CRAWFISH . . . . .                | 1,100                         | -                   | 1,100     | -          | 1,160  |
| OCTOPUS . . . . .                 | -                             | -                   | -         | 25         | 375  |
| LOBSTER . . . . .                 | -                             | -                   | -         | 6,348      | 6,348  |
| SHRIMP . . . . .                  | -                             | -                   | -         | 250        | 250  |
| HARPOONS:                         |                               |                     |           |            |  |
| SWORDFISH . . . . .               | -                             | -                   | -         | 118        | 118  |
| HALE . . . . .                    | -                             | -                   | -         | 2          | 2  |

SEE FOOT NOTES AT END OF TABLE

(CONTINUED ON NEXT PAGE)

## PACIFIC COAST STATES FISHERIES

## SUMMARY OF OPERATING UNITS, 1949 - Continued

| ITEM                        | OREGON                  |                  |        | CALIFORNIA | GRAND TOTAL<br>(EXCLUSIVE OF DUPLICATION) |
|-----------------------------|-------------------------|------------------|--------|------------|---|
|                             | COLUMBIA RIVER DISTRICT | CCASTAL DISTRICT | TOTAL  | TOTAL      |   |
|                             | NUMBER                  | NUMBER           | NUMBER | NUMBER     |   |
| APPARATUS - CONTINUED:      |                         |                  |        |            |   |
| RAKES:                      |                         |                  |        |            |   |
| OYSTERS . . . . .           | -                       | -                | -      | 8          | 8   |
| MUSSELS . . . . .           | -                       | -                | -      | 12         | 12  |
| DREDGES AND TONGS . . . . . | -                       | 26               | 26     | 23         | 212                                       |
| SHOVELS . . . . .           | -                       | 744              | 744    | 93         | 3,962                                     |

1/ USED ONLY IN THE TUNA FISHERY OFF CENTRAL AMERICA.

2/ USED ONLY BY VESSELS THAT TROLLED OR FISHED EXCLUSIVELY FOR TUNA AND DID NOT TROLL FOR SALMON. DOES NOT INCLUDE TUNA GEAR USED BY VESSELS THAT ALSO TROLLED FOR SALMON.

3/ FISHED ONLY ON INDIAN RESERVATIONS.

NOTE:--STATISTICS ON THE OPERATION OF VESSELS ARE FOR CRAFT MAKING THEIR HOME PORT IN ONE OF THE DISTRICTS OF WASHINGTON, OREGON, OR CALIFORNIA. VESSELS AS WELL AS ALL TYPES OF GEAR OPERATED, HAVE BEEN INCLUDED IN EACH STATE IN WHICH EACH VESSEL OPERATED, EXCEPT THAT VESSELS OPERATING IN ALASKA ARE NOT INCLUDED ABOVE. THE TOTAL EXCLUSIVE OF DUPLICATION REPRESENTS THE TOTAL OPERATING UNITS IN THE PACIFIC COAST STATES, EXCLUSIVE OF THOSE IN ALASKA.

## CATCH BY STATES, 1949

| SPECIES                       | WASHINGTON  |            | OREGON 1/  |           |
|-------------------------------|-------------|------------|------------|-----------|
|                               | POUNDS      | VALUE      | POUNDS     | VALUE     |
| ANCHOVIES . . . . .           | 402,000     | \$6,100    | -          | -         |
| CARP . . . . .                | -           | -          | 600        | \$17      |
| COD . . . . .                 | 6,245,300   | 231,078    | 5,400      | 188       |
| FLOUNDERS:                    |             |            |            |           |
| "SOLE" . . . . .              | 9,822,800   | 594,776    | 9,261,900  | 462,397   |
| OTHER . . . . .               | 564,900     | 22,465     | 392,700    | 9,541     |
| GRAY FISH . . . . .           | 10,645,200  | 450,621    | 3,422,700  | 288,271   |
| HALLIBUT . . . . .            | 64,200      | 239        | 77,400     | 471       |
| HALLIBUT, SEA . . . . .       | 13,465,500  | 2,423,598  | 609,600    | 99,048    |
| HERPING, SEA . . . . .        | 839,800     | 41,987     | 69,400     | 2,776     |
| LAMPREY . . . . .             | -           | -          | 369,900    | 9,248     |
| LINGCOD . . . . .             | 5,416,600   | 512,917    | 938,900    | 98,427    |
| PERCH . . . . .               | 150,600     | 17,289     | 7,700      | 769       |
| PILCHARD . . . . .            | 56,400      | 3,104      | 9,000      | 234       |
| RATFISH . . . . .             | 1,471,600   | 13,344     | -          | -         |
| RO-KFISHES . . . . .          | 13,246,000  | 591,538    | 4,774,000  | 174,625   |
| SABLEFISH . . . . .           | 3,784,300   | 377,148    | 554,500    | 44,455    |
| SALMON:                       |             |            |            |           |
| CHINOOK OR KING . . . . .     | 9,589,200   | 2,107,488  | 9,493,400  | 1,668,880 |
| CHUM OR KETA . . . . .        | 5,212,800   | 656,098    | 726,800    | 58,145    |
| PINK . . . . .                | 44,214,800  | 4,421,459  | -          | -         |
| RED OR SOCKEYE . . . . .      | 7,045,600   | 1,500,464  | 12,800     | 2,571     |
| SILVER OR COHO . . . . .      | 10,529,000  | 1,764,763  | 2,604,500  | 343,918   |
| TOTAL SALMON . . . . .        | 76,591,400  | 10,450,272 | 12,837,500 | 2,073,514 |
| SHAD . . . . .                | 71,900      | 4,837      | 1,392,000  | 94,294    |
| SHARKS . . . . .              | 617,200     | 309,553    | 551,000    | 300,439   |
| SKATES . . . . .              | 1,005,000   | 14,969     | -          | -         |
| SMELT:                        |             |            |            |           |
| EULACHON . . . . .            | 2,444,600   | 136,399    | 833,900    | 65,244    |
| SURF OR SILVER . . . . .      | 651,700     | 65,168     | -          | -         |
| STEELHEAD TROUT . . . . .     | 196,300     | 27,320     | 852,100    | 119,331   |
| STRIPED BASS . . . . .        | -           | -          | 24,800     | 1,765     |
| STURGEON . . . . .            | 182,900     | 30,817     | 269,000    | 50,450    |
| TUNA AND TUNALIKE FISHES:     |             |            |            |           |
| ALBACORE . . . . .            | 4,433,900   | 789,381    | 6,327,000  | 1,104,142 |
| SKIPJACK OR STRIPED . . . . . | -           | -          | 1,941,800  | 269,227   |
| YELLOWFIN . . . . .           | -           | -          | 5,571,100  | 807,868   |
| TOTAL TUNA . . . . .          | 4,433,900   | 789,381    | 13,839,900 | 2,181,237 |
| TOTAL . . . . .               | 152,372,100 | 17,114,920 | 51,093,900 | 6,076,768 |

(CONTINUED ON NEXT PAGE)



CATCH BY STATES, 1949 - Continued

| SPECIES                         | WASHINGTON |             | OREGON 1/  |           |
|---------------------------------|------------|-------------|------------|-----------|
|                                 | POUNDS     | VALUE       | POUNDS     | VALUE     |
| SHELLFISH                       |            |             |            |           |
| CRABS, DUNGEONESS . . . . .     | 13,142,500 | \$1,331,859 | 9,346,500  | \$836,325 |
| CRAWFISH, FRESH-WATER . . . . . | 600        | 121         | 45,400     | 9,847     |
| SHRIMP . . . . .                | 67,100     | 16,774      | -          | -         |
| CLAMS:                          |            |             |            |           |
| HARD . . . . .                  | 373,800    | 114,156     | -          | -         |
| RAZOR . . . . .                 | 302,700    | 193,121     | 77,200     | 48,922    |
| MIXED . . . . .                 | -          | -           | 32,300     | 7,681     |
| TOTAL CLAMS . . . . .           | 676,500    | 307,277     | 109,500    | 56,603    |
| OCTOPUS . . . . .               | 47,300     | 2,362       | -          | -         |
| OYSTERS, MARKET:                |            |             |            |           |
| PACIFIC . . . . .               | 7,634,600  | 1,741,207   | 501,100    | 85,904    |
| WESTERN OR NATIVE . . . . .     | 203,000    | 278,400     | -          | -         |
| TOTAL OYSTERS . . . . .         | 7,837,600  | 2,019,607   | 501,100    | 85,904    |
| SCALLOPS, BAY . . . . .         | 16,500     | 9,986       | -          | -         |
| SQUID . . . . .                 | 600        | 42          | -          | -         |
| TOTAL . . . . .                 | 21,788,700 | 3,688,028   | 10,002,500 | 988,679   |
| GRAND TOTAL . . . . .           | 74,60,800  | 20,802,948  | 61,096,400 | 7,065,447 |

| SPECIES                        | CALIFORNIA 1/ |            | TOTAL       |            |
|--------------------------------|---------------|------------|-------------|------------|
|                                | POUNDS        | VALUE      | POUNDS      | VALUE      |
| FISH - CONTINUED               |               |            |             |            |
| ANCHOVIES . . . . .            | 3,322,300     | \$56,104   | 3,724,300   | \$62,204   |
| BARRACUDA . . . . .            | 2,457,700     | 365,594    | 2,457,700   | 365,594    |
| CABEZONE . . . . .             | 16,000        | 530        | 16,000      | 530        |
| CABRILLA . . . . .             | 210,100       | 27,792     | 210,100     | 27,792     |
| CARP . . . . .                 | 405,500       | 12,946     | 406,100     | 12,963     |
| CATFISH . . . . .              | 201,700       | 38,566     | 201,700     | 38,566     |
| COD . . . . .                  | -             | -          | 6,250,700   | 231,266    |
| FLOUNDERS:                     |               |            |             |            |
| "CALIFORNIA HALIBUT" . . . . . | 1,256,400     | 236,997    | 1,256,400   | 236,997    |
| "SOLE" . . . . .               | 19,692,800    | 917,769    | 38,777,500  | 1,974,942  |
| OTHER . . . . .                | 1,173,900     | 58,229     | 2,131,500   | 90,235     |
| FLYINGFISH . . . . .           | 34,300        | 2,652      | 34,300      | 2,652      |
| GRAYFISH . . . . .             | (2)           | -          | 14,067,900  | 738,892    |
| GROUPERS . . . . .             | 290,600       | 49,282     | 290,600     | 49,282     |
| HAKE . . . . .                 | -             | -          | 141,600     | 710        |
| HALIBUT . . . . .              | 167,300       | 33,457     | 14,242,400  | 2,556,103  |
| HARDHEAD . . . . .             | 17,400        | 4,904      | 17,400      | 4,904      |
| HERRING, SEA . . . . .         | 379,300       | 7,210      | 1,288,500   | 51,973     |
| JACK MACKEREL . . . . .        | 51,250,100    | 1,111,123  | 51,250,100  | 1,111,123  |
| KINGFISH . . . . .             | 764,400       | 40,125     | 764,400     | 40,125     |
| LAMPREY . . . . .              | -             | -          | 369,900     | 9,248      |
| LINGCOD . . . . .              | 1,654,000     | 125,448    | 8,009,500   | 736,792    |
| MACKEREL . . . . .             | 49,771,300    | 1,285,892  | 49,771,300  | 1,285,892  |
| MULLET . . . . .               | 72,000        | 5,410      | 72,000      | 5,410      |
| PERCH . . . . .                | 326,600       | 48,558     | 484,900     | 66,616     |
| PILCHARD . . . . .             | 633,475,000   | 10,756,897 | 633,540,400 | 10,760,235 |
| POMPANO . . . . .              | 89,300        | 25,899     | 89,300      | 25,899     |
| RATFISH . . . . .              | -             | -          | 1,471,600   | 13,344     |
| ROCK BASS . . . . .            | 192,300       | 25,790     | 192,300     | 25,790     |
| ROCKFISHES . . . . .           | 5,937,600     | 331,101    | 23,957,600  | 1,097,264  |
| SABLEFISH . . . . .            | 1,737,400     | 131,747    | 6,076,200   | 553,350    |
| SALMON:                        |               |            |             |            |
| CHINOOK OR KING . . . . .      | 6,429,700     | 1,509,303  | 25,512,300  | 5,285,671  |
| CHUM OR KETA . . . . .         | -             | -          | 5,939,600   | 714,243    |
| PINK . . . . .                 | -             | -          | 44,214,800  | 4,421,459  |
| RED OR SOCKEYE . . . . .       | -             | -          | 7,058,400   | 1,503,035  |
| SILVER OR COHO . . . . .       | -             | -          | 13,133,500  | 2,108,661  |
| TOTAL SALMON . . . . .         | 6,429,700     | 1,509,303  | 95,858,600  | 14,033,089 |
| SCULPIN . . . . .              | 148,400       | 26,930     | 148,400     | 26,930     |
| SEA BASS:                      |               |            |             |            |
| BLACK . . . . .                | 114,400       | 16,160     | 114,400     | 16,160     |
| WHITE . . . . .                | 1,409,600     | 290,864    | 1,409,600   | 290,864    |
| SHAD . . . . .                 | 735,800       | 46,983     | 2,199,700   | 146,114    |
| SHARKS . . . . .               | 2/ 1,551,000  | 2/ 833,347 | 2,719,200   | 1,443,339  |
| SHEEPSHEAD . . . . .           | 61,600        | 4,389      | 61,600      | 4,389      |
| SKATES . . . . .               | 123,400       | 2,953      | 1,128,400   | 17,922     |
| SMELT:                         |               |            |             |            |
| EULACHON . . . . .             | -             | -          | 3,278,500   | 201,643    |
| SURF OR SILVER . . . . .       | 712,000       | 51,681     | 1,363,700   | 116,849    |
| SPANISH MACKEREL . . . . .     | 3,700         | 308        | 3,700       | 308        |
| STEELHEAD TROUT . . . . .      | -             | -          | 1,050,400   | 146,651    |
| STRIPED BASS . . . . .         | -             | -          | 24,800      | 1,786      |
| STURGEON . . . . .             | -             | -          | 451,900     | 81,273     |
| SWORDFISH . . . . .            | 198,400       | 87,506     | 198,400     | 87,506     |

SEE FOOTNOTES AT END OF TABLE

(CONTINUED ON NEXT PAGE)

## PACIFIC COAST STATES FISHERIES

## CATCH BY STATES, 1949 - Continued

| SPECIES                         | CALIFORNIA <sup>1/</sup> |              | TOTAL         |              |
|---------------------------------|--------------------------|--------------|---------------|--------------|
|                                 | POUNDS                   | VALUE        | POUNDS        | VALUE        |
| FISH - CONTINUED                |                          |              |               |              |
| TUNA AND TUNALIKE FISHES:       |                          |              |               |              |
| ALBACORE . . . . .              | 44,033,500               | \$8,144,993  | 54,794,400    | \$10,038,516 |
| BLUEFIN . . . . .               | 4,389,400                | 712,702      | 4,389,400     | 712,702      |
| BONITO . . . . .                | 1,829,500                | 178,181      | 1,829,500     | 178,181      |
| SKIPJACK OR STRIPED . . . . .   | 78,570,400               | 11,653,994   | 80,512,200    | 11,923,221   |
| YELLOWFIN . . . . .             | 184,972,300              | 30,191,412   | 190,543,400   | 30,999,280   |
| TOTAL TUNA . . . . .            | 313,795,100              | 50,881,282   | 332,068,900   | 53,851,900   |
| WHITEBAIT:                      |                          |              |               |              |
| WHITEFISH . . . . .             | 241,800                  | 23,690       | 241,800       | 23,690       |
| YELLOWTAIL . . . . .            | 31,200                   | 2,523        | 31,200        | 2,523        |
| UNCLASSIFIED . . . . .          | 7,319,500                | 686,000      | 7,319,500     | 686,000      |
| TOTAL . . . . .                 | 241,800                  | 19,208       | 241,800       | 19,208       |
| SHELLFISH                       |                          |              |               |              |
| CRABS:                          |                          |              |               |              |
| DUNGENESS . . . . .             | 3/11,116,300             | 3/ 1,294,239 | 33,605,300    | 3,462,423    |
| ROCK . . . . .                  | 3/ 600                   | 3/ 117       | 600           | 117          |
| CRAWFISH, FRESH-WATER . . . . . | -                        | -            | 46,000        | 9,968        |
| LOBSTERS, SPINY . . . . .       | 834,300                  | 283,325      | 834,300       | 283,325      |
| SHRIMP . . . . .                | 804,400                  | 49,127       | 871,500       | 65,901       |
| ABALONE . . . . .               | 713,600                  | 398,259      | 713,600       | 398,259      |
| CLAMS:                          |                          |              |               |              |
| HARD . . . . .                  | 4/ 20,400                | 4/ 11,984    | 394,200       | 126,140      |
| RAZOR . . . . .                 | -                        | -            | 379,900       | 242,043      |
| MIXED . . . . .                 | -                        | -            | 32,300        | 7,681        |
| TOTAL CLAMS . . . . .           | 20,400                   | 11,984       | 806,400       | 375,864      |
| COTOPUS . . . . .               |                          |              |               |              |
|                                 | 75,100                   | 5,973        | 122,400       | 8,335        |
| OYSTERS, MARKET:                |                          |              |               |              |
| EASTERN . . . . .               | 6,500                    | 4,654        | 6,500         | 4,654        |
| PACIFIC . . . . .               | 28,200                   | 21,744       | 8,163,900     | 1,848,855    |
| WESTERN OR NATIVE . . . . .     | -                        | -            | 203,000       | 278,400      |
| TOTAL OYSTERS . . . . .         | 34,700                   | 26,398       | 8,373,400     | 2,131,909    |
| SCALLOPS, BAY . . . . .         |                          |              |               |              |
|                                 | -                        | -            | 16,500        | 9,986        |
| SQUID . . . . .                 |                          |              |               |              |
|                                 | 6,859,100                | 184,173      | 6,859,700     | 184,215      |
| TOTAL . . . . .                 | 20,458,500               | 2,253,595    | 52,249,700    | 6,930,302    |
| WHALE PRODUCTS                  |                          |              |               |              |
| LIVER:                          |                          |              |               |              |
| MEAL:                           |                          |              |               |              |
| BONE . . . . .                  | 100,000                  | 2,500        | 100,000       | 2,500        |
| MEAT . . . . .                  | 100,000                  | 5,000        | 100,000       | 5,000        |
| OIL:                            |                          |              |               |              |
| WHALE . . . . .                 | 209,600                  | 13,975       | 209,600       | 13,975       |
| SPERM . . . . .                 | 352,500                  | 38,500       | 352,500       | 38,500       |
| TOTAL . . . . .                 | 790,100                  | 67,975       | 790,100       | 67,975       |
| GRAND TOTAL . . . . .           | 1,129,261,300            | 72,504,719   | 1,364,518,500 | 100,373,114  |

1/ INCLUDES THE CATCH TAKEN OFF LATIN AMERICA.

2/ CATCH OF GRAYFISH IN CALIFORNIA IS INCLUDED WITH SHARKS.

3/ ROCK CRABS IN SAN PEDRO DISTRICT ARE INCLUDED WITH DUNGENESS CRABS.

4/ INCLUDES A SMALL QUANTITY OF MUSSELS.

NOTE:—PRIOR TO 1941, THE POUNDAGE OF HALIBUT, SABLEFISH, LINGCOD, AND ROCKFISHES REPORTED FOR WASHINGTON AND OREGON REPRESENTED THE DRESSED WEIGHT OF THE FISH LANDED. BEGINNING WITH THE DATA FOR 1941, ALL CATCH STATISTICS ARE SHOWN IN ROUND WEIGHTS. THE LANDED WEIGHT OF LINGCOD, SABLEFISH, AND ROCKFISHES (EXCEPT IN THE OTTER TRAWL FISHERIES IN WHICH THE FISH ARE LANDED ROUND) WAS CONVERTED TO ROUND WEIGHT BY MULTIPLYING THE DRESSED WEIGHT BY THE FACTOR 1.43. THE FACTOR USED TO CONVERT HALIBUT FROM MARKETED WEIGHT WAS 1.33. THE POUNDAGE AND VALUE OF THE CATCH SHOWN FOR WASHINGTON AND OREGON INCLUDE 3,053,827 POUNDS OF FISH LIVERS AND VISCERA, VALUED AT \$2,064,806 TO THE FISHERMEN. COMPRISING THIS TOTAL WERE: COD LIVERS, 58,589 POUNDS, \$3,808; GRAYFISH LIVERS, 1,688,158 POUNDS, \$718,165; HAKE LIVERS, 4,466 POUNDS, \$670; HALIBUT LIVERS, 188,354 POUNDS, \$231,368; LINGCOD LIVERS, 115,009 POUNDS, \$237,633; RATFISH LIVERS, 78,581 POUNDS, \$3,929; ROCKFISH LIVERS, 11,997 POUNDS, \$10,418; SABLEFISH LIVERS, 108,187 POUNDS, \$124,337; SKATE LIVERS, 29,609 POUNDS, \$2,962; SOUPFIN SHARK LIVERS, 133,191 POUNDS, \$608,907; OTHER SHARK LIVERS, 6,996 POUNDS, \$944; AND HALIBUT, LINGCOD, AND SABLEFISH VISCERA, 630,690 POUNDS, \$121,665. SIMILAR DATA FOR CALIFORNIA ARE NOT AVAILABLE. MOST OF THE CARCASSES OF DOGFISH AND SOUPFIN SHARK WERE NOT LANDED, BUT WERE DISCARDED AT SEA AFTER REMOVAL OF THE LIVERS. A PORTION OF THE TUNA CATCH TAKEN OFF LATIN AMERICA BY UNITED STATES FISHERMEN, WHICH IS INCLUDED IN THIS TABLE, MAY ALSO BE INCLUDED IN U. S. IMPORT STATISTICS.

PACIFIC COAST STATES FISHERIES

191

MANUFACTURED FISHERY PRODUCTS, VARIOUS YEARS 1/

| ITEM                               |      |            | WASHINGTON |            | OREGON    |           | CALIFORNIA |            |
|------------------------------------|------|------------|------------|------------|-----------|-----------|------------|------------|
| YEAR                               | UNIT | QUANTITY   | VALUE      | QUANTITY   | VALUE     | QUANTITY  | VALUE      |            |
| BY MANUFACTURING ESTABLISHMENTS:   |      |            |            |            |           |           |            |            |
| ANCHOVIES, CANNED. . . . .         | 1949 | STD. CASES | (2)        | (2)        | -         | -         | 3,612      | \$30,184   |
| BARRACUDA:                         |      |            |            |            |           |           |            |            |
| SALTED, DRY. . . . .               | 1940 | POUNDS     | -          | -          | -         | -         | 19,465     | 2,433      |
| SMOKED . . . . .                   | 1940 | DO         | -          | -          | -         | -         | 1,000      | 200        |
| CHUB, SMOKED . . . . .             | 1940 | DO         | -          | -          | -         | -         | 40,000     | 18,000     |
| COD:                               |      |            |            |            |           |           |            |            |
| FRESH FILLETS. . . . .             | 1949 | DO         | 1,285,942  | \$183,761  | (2)       | (2)       | -          | -          |
| FROZEN FILLETS. . . . .            | 1949 | DO         | 449,029    | 84,294     | (2)       | (2)       | -          | -          |
| SALTED:                            |      |            |            |            |           |           |            |            |
| DRY. . . . .                       | 1940 | DO         | 2,163,507  | 168,444    | -         | -         | 357,010    | 50,764     |
| BONELESS AND ABSOLUTELY BONELESS   | 1940 | DO         | 665,518    | 106,215    | -         | -         | 318,018    | 65,489     |
| FLOUNDERS:                         |      |            |            |            |           |           |            |            |
| FRESH FILLETS. . . . .             | 1949 | DO         | 2,635,727  | 649,282    | 103,596   | \$24,681  | 575,429    | 140,516    |
| FROZEN FILLETS. . . . .            | 1949 | DO         | 1,186,759  | 328,477    | 1,927,300 | 514,956   | 1,752,315  | 479,438    |
| HALIBUT:                           |      |            |            |            |           |           |            |            |
| FRESH FILLETS. . . . .             | 1949 | DO         | 11,865     | 4,709      | -         | -         | -          | -          |
| FROZEN FILLETS. . . . .            | 1949 | DO         | 157,862    | 64,258     | (2)       | (2)       | (2)        | (2)        |
| FROZEN STEAKS. . . . .             | 1949 | DO         | 3,393,148  | 1,275,077  | (2)       | (2)       | (2)        | (2)        |
| HERRING:                           |      |            |            |            |           |           |            |            |
| SPICED . . . . .                   | 1940 | DO         | 18,890     | 2,614      | -         | -         | -          | -          |
| SMOKED BLOATERS. . . . .           | 1940 | DO         | 66,000     | 5,359      | -         | -         | 4,406      | 660        |
| JEW FISH FILLETS,                  |      |            |            |            |           |           |            |            |
| DRY SALTED . . . . .               | 1940 | DO         | -          | -          | -         | -         | 8,857      | 1,107      |
| LINGCOD:                           |      |            |            |            |           |           |            |            |
| FRESH FILLETS. . . . .             | 1949 | DO         | 553,106    | 93,835     | 5,016     | 796       | (2)        | (2)        |
| FROZEN FILLETS. . . . .            | 1949 | DO         | 465,678    | 90,256     | 74,621    | 15,928    | (2)        | (2)        |
| FROZEN STEAKS. . . . .             | 1949 | DO         | 253,450    | 44,427     | 10,164    | 1,220     | -          | -          |
| MACKEREL:                          |      |            |            |            |           |           |            |            |
| CANNED . . . . .                   | 1949 | STD. CASES | -          | -          | -         | -         | 916,810    | 5,766,415  |
| SALTED, DRY. . . . .               | 1940 | POUNDS     | -          | -          | -         | -         | 8,548      | 598        |
| PILCHARD:                          |      |            |            |            |           |           |            |            |
| CANNED . . . . .                   | 1949 | STD. CASES | -          | -          | -         | -         | 3,768,212  | 21,334,825 |
| SALTED, DRY. . . . .               | 1940 | POUNDS     | -          | -          | -         | -         | 9,683      | 968        |
| MEAL . . . . .                     | 1949 | TONS       | -          | -          | -         | -         | 39,278     | 6,219,717  |
| OIL . . . . .                      | 1949 | GALLONS    | -          | -          | -         | -         | 6,123,140  | 2,872,532  |
| ROCKFISHES:                        |      |            |            |            |           |           |            |            |
| FRESH FILLETS. . . . .             | 1949 | POUNDS     | 2,854,100  | 400,986    | 172,642   | 23,054    | (2)        | (2)        |
| FROZEN FILLETS. . . . .            | 1949 | DO         | 936,789    | 148,280    | 737,282   | 130,210   | (2)        | (2)        |
| SABLEFISH:                         |      |            |            |            |           |           |            |            |
| FROZEN FILLETS AND STEAKS. . . . . | 1949 | DO         | 61,381     | 15,730     | (2)       | (2)       | (2)        | (2)        |
| SALTED . . . . .                   | 1940 | DO         | 58,090     | 3,281      | -         | -         | -          | -          |
| KIPPERED . . . . .                 | 1940 | DO         | 223,373    | 37,855     | -         | -         | 390,496    | 80,116     |
| SALMON:                            |      |            |            |            |           |           |            |            |
| FROZEN STEAKS. . . . .             | 1949 | DO         | 1,374,641  | 573,255    | (2)       | (2)       | (2)        | (2)        |
| CANNED:                            |      |            |            |            |           |           |            |            |
| CHINOOK OR KING. . . . .           | 1949 | STD. CASES | 33,890     | 752,595    | 122,858   | 3,763,967 | 1,113      | 21,240     |
| CHUM OR KETA . . . . .             | 1949 | DO         | 208,855    | 3,023,655  | 10,797    | 167,791   | -          | -          |
| PINK . . . . .                     | 1949 | DO         | 553,987    | 8,832,216  | -         | -         | -          | -          |
| RED OR SOCKEYE . . . . .           | 1949 | DO         | 107,460    | 3,407,135  | 341       | 12,166    | -          | -          |
| SILVER OR COHO . . . . .           | 1949 | DO         | 69,548     | 1,465,681  | 15,595    | 477,791   | -          | -          |
| STEEL HEADROUT. . . . .            | 1949 | DO         | -          | -          | 8,881     | 243,575   | -          | -          |
| TOTAL CANNED SALMON . . . . .      |      |            |            |            |           |           |            |            |
|                                    | -    | DO         | 973,740    | 17,481,282 | 158,472   | 4,665,290 | 1,113      | 21,240     |
| EGGS FOR BAIT, CANNED. . . . .     |      |            |            |            |           |           |            |            |
|                                    | 1949 | DO         | 10,719     | 275,744    | -         | -         | -          | -          |
| SALTED:                            |      |            |            |            |           |           |            |            |
| MILD CURED . . . . .               | 1940 | POUNDS     | 3,414,675  | 707,633    | 27,225    | 5,296     | 848,610    | 173,412    |
| HARD SALTED. . . . .               | 1940 | DO         | -          | -          | -         | -         | 28,000     | 4,200      |
| BELLIES. . . . .                   | 1940 | DO         | 7,600      | 520        | -         | -         | -          | -          |
| EGGS FOR CAVIAR. . . . .           | 1940 | DO         | 291,518    | 26,856     | -         | -         | -          | -          |
| SMOKED . . . . .                   | 1940 | DO         | 400,249    | 66,464     | 41,012    | 12,853    | 362,039    | 148,388    |
| KIPPERED . . . . .                 | 1940 | DO         | 1,118,013  | 224,380    | 62,270    | 7,771     | 2,000      | 560        |
| OIL:                               |      |            |            |            |           |           |            |            |
| EDIBLE . . . . .                   | 1949 | GALLONS    | -          | -          | 14,652    | 25,716    | -          | -          |
| INDUSTRIAL . . . . .               | 1949 | DO         | 85,800     | 36,116     | -         | -         | -          | -          |
| SEA BASS, DRY SALTED . . . . .     | 1940 | POUNDS     | -          | -          | -         | -         | 11,531     | 1,441      |
| SHAD:                              |      |            |            |            |           |           |            |            |
| CANNED . . . . .                   | 1949 | STD. CASES | (2)        | (2)        | 12,159    | 91,667    | (2)        | (2)        |
| SHAD ROE . . . . .                 | 1949 | DO         | (2)        | (2)        | 3,049     | 208,684   | (2)        | (2)        |
| SHARK-LIVER OIL. . . . .           | 1949 | GALLONS    | 226,640    | 2,100,472  | (2)       | (2)       | 117,071    | 1,889,890  |

SEE FOOTNOTES AT END OF TABLE

(CONTINUED ON NEXT PAGE)

## PACIFIC COAST STATES FISHERIES

## MANUFACTURED FISHERY PRODUCTS, VARIOUS YEARS 1/ - Continued

| ITEM   | YEAR | UNIT       | WASHINGTON |              | OREGON    |             | CALIFORNIA  |              |
|--|------|------------|------------|--------------|-----------|-------------|-------------|--------------|
|  |      |            | QUANTITY   | VALUE        | QUANTITY  | VALUE       | QUANTITY    | VALUE        |
| BY MANUFACTURING ESTABLISHMENTS - CONTINUED: |      |            |            |              |           |             |             |              |
| STURGEON:                                    |      |            |            |              |           |             |             |              |
| CANNED, SMOKED AND KIPPERED . . . . .        | 1949 | STD. CASES | 118        | \$9,236      | 245       | \$11,083    | -           | -            |
| KIPPERED . . . . .                           | 1940 | POUNDS     | -          | -            | 1,588     | 349         | -           | -            |
| ROE, SALTED . . . . .                        | 1940 | DO         | 60         | 120          | -         | -           | -           | -            |
| TUNA AND TUNALIKE FISHES:                    |      |            |            |              |           |             |             |              |
| CANNED, SOLID, FLAKES, AND GRATED:           |      |            |            |              |           |             |             |              |
| TUNA:  |      |            |            |              |           |             |             |              |
| ALBACORE . . . . .                           | 1949 | STD. CASES | 3/107,754  | 3/1,414,288  | 3/539,964 | 3/7,788,229 | 1,022,957   | \$15,471,412 |
| YELLOWFIN . . . . .                          | 1949 | DO         | -          | -            | (3)       | (3)         | 3,753,906   | 49,273,930   |
| BLUEFIN . . . . .                            | 1949 | DO         | -          | -            | -         | -           | 76,877      | 999,642      |
| SKIPJACK . . . . .                           | 1949 | DO         | (3)        | (3)          | (3)       | (3)         | 4/1,384,019 | 4/17,708,064 |
| TONNAC . . . . .                             | 1949 | DO         | -          | -            | -         | -           | 168,642     | 2,579,943    |
| TOTAL TUNA . . . . .                         | 1949 | DO         | 107,754    | 1,414,288    | 539,964   | 7,788,229   | 6,406,401   | 86,032,991   |
| TUNALIKE FISHES:                             |      |            |            |              |           |             |             |              |
| BONITO . . . . .                             | 1949 | DO         | -          | -            | -         | -           | 33,734      | 365,444      |
| YELLOWTAIL . . . . .                         | 1949 | DO         | -          | -            | -         | -           | 126,133     | 1,305,084    |
| TOTAL TUNALIKE FISHES . . . . .              | 1949 | DO         | -          | -            | -         | -           | 159,867     | 1,670,528    |
| TOTAL TUNA AND TUNALIKE FISHES 1949          |      | DO         | 107,754    | 1,414,288    | 539,964   | 7,788,229   | 6,566,268   | 87,703,519   |
| DRY SALTED . . . . .                         | 1940 | POUNDS     | -          | -            | -         | -           | 140,828     | 17,513       |
| KIPPERED . . . . .                           | 1940 | DO         | -          | -            | 818       | 164         | -           | -            |
| WHITEFISH, SMOKED . . . . .                  | 1940 | POUNDS     | -          | -            | -         | -           | 7,000       | 3,150        |
| ABALONE STEAKS . . . . .                     | 1940 | DO         | -          | -            | -         | -           | 333,991     | 126,716      |
| CLAMS:                                       |      |            |            |              |           |             |             |              |
| RAZOR, MINCED, CANNED                        | 1949 | STD. CASES | 3,704      | 72,075       | (2)       | (2)         | -           | -            |
| HARD, CANNED:                                |      |            |            |              |           |             |             |              |
| WHOLE AND MINCED . . . . .                   | 1949 | DO         | 22,668     | 276,835      | -         | -           | (2)         | (2)          |
| NECTAR . . . . .                             | 1949 | DO         | 4,088      | 15,753       | -         | -           | -           | -            |
| HARD, FRESH-SHUCKED . . . . .                | 1940 | GALLONS    | 2,406      | 3,580        | -         | -           | -           | -            |
| CRABS, DURGNESS:                             |      |            |            |              |           |             |             |              |
| CANNED:                                      |      |            |            |              |           |             |             |              |
| NATURAL . . . . .                            | 1949 | STD. CASES | 65,004     | 1,434,938    | 36,419    | 829,318     | (2)         | (2)          |
| COCKTAILS . . . . .                          | 1949 | DO         | 221        | 6,632        | 323       | 9,685       | -           | -            |
| MEAT, FRESH-COOKED . . . . .                 | 1940 | POUNDS     | 337,351    | 119,320      | 939,695   | 254,170     | 103,272     | 38,947       |
| OYSTERS:                                     |      |            |            |              |           |             |             |              |
| CANNED:                                      |      |            |            |              |           |             |             |              |
| NATURAL . . . . .                            | 1949 | STD. CASES | 109,141    | 1,709,096    | (2)       | (2)         | -           | -            |
| SMOKED . . . . .                             | 1949 | DO         | 1,977      | 176,396      | -         | -           | -           | -            |
| COCKTAILS . . . . .                          | 1949 | DO         | 46         | 1,336        | -         | -           | -           | -            |
| STEW AND SPREAD . . . . .                    | 1949 | DO         | 2,603      | 46,150       | -         | -           | -           | -            |
| FRESH-SHUCKED:                               |      |            |            |              |           |             |             |              |
| EASTERN . . . . .                            | 1940 | GALLONS    | -          | -            | 154       | 385         | -           | -            |
| PACIFIC . . . . .                            | 1940 | DO         | 344,755    | 430,408      | 114,970   | 138,669     | 18,677      | 30,584       |
| WESTERN OR NATIVE . . . . .                  | 1940 | DO         | 14,667     | 109,264      | 9,322     | 68,920      | 4,178       | 37,602       |
| SCALLOPS, BAY, FRESH-SHUCKED . . . . .       | 1940 | GALLONS    | 1,860      | 5,580        | -         | -           | -           | -            |
| SHRIMP COCKTAILS, CANNED . . . . .           | 1949 | STD. CASES | 110        | 3,190        | -         | -           | -           | -            |
| SQUID, CANNED . . . . .                      | 1949 | STD. CASES | -          | -            | 295       | 8,872       | 85,999      | 341,232      |
| WHALE:                                       |      |            |            |              |           |             |             |              |
| SPERM OIL . . . . .                          | 1949 | GALLONS    | -          | -            | -         | -           | 47,000      | 38,500       |
| OTHER OIL . . . . .                          | 1949 | DO         | -          | -            | -         | -           | 27,950      | 13,975       |
| MEAL . . . . .                               | 1949 | TONS       | -          | -            | -         | -           | 117         | 16,088       |
| ANIMAL FOOD . . . . .                        | 1949 | DO         | (2)        | (2)          | -         | -           | 896,489     | 4,222,300    |
| FISH SOLUBLES . . . . .                      | 1949 | DO         | -          | -            | -         | -           | 45,012,840  | 2,248,071    |
| UNCLASSIFIED PRODUCTS:                       |      |            |            |              |           |             |             |              |
| PACKAGED FISH . . . . .                      | 1949 | POUNDS     | -          | -            | 5/88,060  | 5/33,600    | 6/777,919   | 6/141,982    |
| CANNED FISH . . . . .                        | 1949 | STD. CASES | 7/19,379   | 7/86,280     | 8/5,257   | 8/70,689    | 9/6,503     | 9/77,750     |
| BYPRODUCTS:                                  |      |            |            |              |           |             |             |              |
| MEAL . . . . .                               | 1949 | TONS       | 10/2,538   | 10/333,466   | 11/1,862  | 11/226,390  | 12/20,991   | 12/3,273,909 |
| OIL AND LIVER OIL . . . . .                  | 1949 | GALLONS    | 13/162,259 | 13/3,691,732 | (14)      | (14)        | 15/665,474  | 15/913,636   |
| MISCELLANEOUS PRODUCTS . . . . .             |      |            |            |              |           |             |             |              |
|  | 1949 | -          | -          | 16/56,650    | -         | 17/104,215  | -           | 18/4,226,792 |
| TOTAL . . . . .                              |      | -          | -          | 35,202,87    | -         | 15,272,860  | -           | 142,775,359  |

SEE FOOTNOTES ON NEXT PAGE

(CONTINUED ON NEXT PAGE)

MANUFACTURED FISHERY PRODUCTS, VARIOUS YEARS 1/ - Continued

- 1/ DATA ON THE PRODUCTION OF THE DIFFERENT PRODUCTS ARE FOR THE YEARS INDICATED.
- 2/ THIS ITEM HAS BEEN INCLUDED UNDER "UNCLASSIFIED PRODUCTS".
- 3/ THE PRODUCTION OF YELLOWFIN HAS BEEN INCLUDED WITH THE ALBACORE PRODUCTION IN WASHINGTON AND THE PRODUCTION OF YELLOWFIN AND SKIPJACK IN THE ALBACORE PRODUCTION OF OREGON.
- 4/ INCLUDES A SMALL PRODUCTION OF LITTLE TUNA.
- 5/ INCLUDES FRESH OR FROZEN COD, HALIBUT, ROCKFISH, SABLEFISH, AND UNCLASSIFIED FILLETS; AND HALIBUT AND SABLEFISH STEAKS.
- 6/ INCLUDES FRESH OR FROZEN HALIBUT, LINGCOD, ROCKFISH, SABLEFISH AND SMELT FILLETS; AND HALIBUT AND SABLEFISH STEAKS.
- 7/ INCLUDES CANNED ANCHOVIES, SMOKED SALMON, SHAD, SMOKED SHAD, SHAD ROE, SMOKED CRAB MEAT, AND ANIMAL FOOD.
- 8/ INCLUDES CANNED KIPPERED SALMON, SMOKED STEELHEAD, KIPPERED SHAD, RAZOR CLAMS, AND OYSTERS.
- 9/ INCLUDES CANNED MULLET, SHAD, SHAD ROE, FISH CAKES, PISMO CLAMS, AND CRAB MEAT.
- 10/ INCLUDES SALMON, CRAB, AND UNCLASSIFIED MEAL.
- 11/ INCLUDES TUNA, CRAB AND UNCLASSIFIED MEAL.
- 12/ INCLUDES ANCHOVY, SHARK, TUNA AND MACKEREL, CRAB, SQUID, AND UNCLASSIFIED MEAL.
- 13/ INCLUDES TUNA AND UNCLASSIFIED BODY OIL; TUNA AND MISCELLANEOUS LIVER OIL, AND VISCERA OIL.
- 14/ THIS ITEM HAS BEEN INCLUDED WITH MISCELLANEOUS PRODUCTS.
- 15/ INCLUDES ANCHOVY, TUNA, MACKEREL AND UNCLASSIFIED BODY OIL; AND TUNA, WHALE AND UNCLASSIFIED LIVER OIL.
- 16/ INCLUDES CLAM AND OYSTER-SHELL GRIT AND OYSTER-SHELL LIME.
- 17/ INCLUDES TUNA, AND UNCLASSIFIED BODY OIL; LINGCOD, ROCKFISH, SOLE, AND SHARK LIVER OIL; VISCERA OIL; AND OYSTER-SHELL GRIT AND LIME.
- 18/ INCLUDES OYSTER-SHELL LIME AND GRIT, AGAR AGAR, GLUE, AND KELP PRODUCTS.

NOTE:--SOME OF THE ABOVE PRODUCTS MAY HAVE BEEN IMPORTED FROM ANOTHER STATE OR A FOREIGN COUNTRY; THEREFORE THEY CANNOT BE CORRELATED DIRECTLY WITH THE CATCH WITHIN THE STATE.

SUMMARY OF MANUFACTURED FISHERY PRODUCTS, VARIOUS YEARS

| ITEM                                    | YEAR | UNIT           | QUANTITY   | VALUE       |
|---|------|----------------|------------|-------------|
| PACKAGED FISH . . . . .                 | 1949 | POUNDS         | 21,795,821 | \$5,463,008 |
| CANNED FISH AND SHELLFISH . . . . .     | 1949 | STANDARD CASES | 14,322,461 | 156,190,213 |
| FISHERY BYPRODUCTS. . . . .             | 1949 | -              | -          | 26,287,867  |
| PACKAGED SHELLFISH. . . . .             | 1940 | POUNDS         | 6,185,463  | 1,364,145   |
| SALTED, DRIED AND PICKLED FISH. . . . . | 1940 | DO             | 8,378,743  | 1,336,290   |
| SMOKED AND KIPPERED FISH. . . . .       | 1940 | DO             | 2,739,154  | 605,883     |
| TOTAL . . . . .                         | -    | -              | -          | 193,250,406 |




## WASHINGTON

## CATCH BY DISTRICTS, 1949

| SPECIES                     | PUGET SOUND DISTRICT |            | COASTAL DISTRICT |           | COLUMBIA RIVER DISTRICT |           |
|-----------------------------|----------------------|------------|------------------|-----------|-------------------------|-----------|
|                             | POUNDS               | VALUE      | POUNDS           | VALUE     | POUNDS                  | VALUE     |
| ANCHOVIES . . . . .         | -                    | -          | 402,000          | \$6,100   | -                       | -         |
| COD . . . . .               | 6,243,400            | \$231,007  | 1,900            | 71        | -                       | -         |
| FLOUNDERS:                  |                      |            |                  |           |                         |           |
| "SOLE" . . . . .            | 9,776,800            | 592,473    | 29,300           | 1,467     | 16,700                  | \$836     |
| OTHER . . . . .             | 557,100              | 22,284     | 2,900            | 81        | 4,900                   | 100       |
| GRAYFISH ✓ . . . . .        | 10,587,000           | 447,828    | 58,200           | 2,793     | -                       | -         |
| HAKE . . . . .              | 64,200               | 239        | -                | -         | -                       | -         |
| HALIBUT . . . . .           | 13,455,600           | 2,422,020  | 8,900            | 1,396     | 1,000                   | 182       |
| HERRING, SEA . . . . .      | 638,600              | 41,926     | 1,200            | 61        | -                       | -         |
| LINGCOD . . . . .           | 5,091,100            | 480,579    | 298,800          | 29,338    | 26,700                  | 3,000     |
| PERCH . . . . .             | 145,300              | 16,707     | 5,300            | 582       | -                       | -         |
| PILCHARD . . . . .          | 56,400               | 3,104      | -                | -         | -                       | -         |
| RATFISH . . . . .           | 1,471,600            | 13,344     | -                | -         | -                       | -         |
| ROCKFISHES . . . . .        | 13,014,100           | 583,136    | 136,600          | 4,591     | 95,300                  | 3,811     |
| SABLEFISH . . . . .         | 3,778,300            | 376,529    | -                | -         | 6,000                   | 619       |
| SALMON:                     |                      |            |                  |           |                         |           |
| CHINOOK OR KING . . . . .   | 4,107,900            | 997,546    | 2,000,000        | 496,030   | 3,481,300               | 613,912   |
| CHUM OR KETA . . . . .      | 4,290,600            | 582,996    | 658,800          | 52,046    | 263,200                 | 21,056    |
| PINK . . . . .              | 44,196,700           | 4,419,659  | 17,500           | 1,744     | 600                     | 56        |
| RED OR SOCKEYE . . . . .    | 6,164,600            | 1,232,930  | 869,900          | 265,311   | 11,100                  | 2,223     |
| SILVER OR COHO . . . . .    | 6,886,400            | 1,121,257  | 2,879,500        | 543,404   | 763,100                 | 100,102   |
| SHAD . . . . .              | 2,600                | 194        | -                | -         | 69,300                  | 4,643     |
| SHARKS:                     |                      |            |                  |           |                         |           |
| SOUPFIN . . . . .           | 569,900              | 307,783    | 1,800            | 950       | -                       | -         |
| OTHER . . . . .             | 45,500               | 820        | -                | -         | -                       | -         |
| SKATE . . . . .             | 1,005,000            | 14,969     | -                | -         | -                       | -         |
| SMELT:                      |                      |            |                  |           |                         |           |
| EULACHON . . . . .          | -                    | -          | -                | -         | 2,444,600               | 136,399   |
| SURF OR SILVER . . . . .    | 115,500              | 11,554     | 536,200          | 53,614    | -                       | -         |
| STEELHEAD TROUT . . . . .   | 22,400               | 3,070      | 133,700          | 18,310    | 42,200                  | 5,940     |
| STURGEON . . . . .          | 13,400               | 1,894      | 22,600           | 3,164     | 146,900                 | 25,759    |
| TUNA, ALBACORE . . . . .    | 943,800              | 167,998    | 3,343,400        | 595,128   | 146,700                 | 26,255    |
| TOTAL . . . . .             | 133,444,000          | 14,093,846 | 11,408,500       | 2,076,181 | 7,519,600               | 944,893   |
| SHELLFISH                   |                      |            |                  |           |                         |           |
| CRABS . . . . .             | 1,355,100            | 162,618    | 10,837,400       | 1,083,740 | 950,000                 | 85,501    |
| CRAWFISH . . . . .          | -                    | -          | -                | -         | 600                     | 121       |
| SHRIMP . . . . .            | 67,100               | 16,774     | -                | -         | -                       | -         |
| CLAMS:                      |                      |            |                  |           |                         |           |
| HARD:                       |                      |            |                  |           |                         |           |
| BUTTER . . . . .            | 68,000               | 16,308     | -                | -         | -                       | -         |
| LITTLE NECK . . . . .       | 305,400              | 97,731     | 400              | 117       | -                       | -         |
| RAZOR . . . . .             | -                    | -          | 302,700          | 193,121   | -                       | -         |
| OCTOPUS . . . . .           | 47,300               | 2,362      | -                | -         | -                       | -         |
| OYSTERS, MARKET:            |                      |            |                  |           |                         |           |
| PACIFIC . . . . .           | 2,286,900            | 521,405    | 5,347,700        | 1,219,802 | -                       | -         |
| WESTERN OR NATIVE . . . . . | 203,000              | 278,400    | -                | -         | -                       | -         |
| SCALLOPS, BAY . . . . .     | 16,500               | 9,986      | -                | -         | -                       | -         |
| SQUID . . . . .             | 600                  | 42         | -                | -         | -                       | -         |
| TOTAL . . . . .             | 4,349,900            | 1,105,626  | 16,488,200       | 2,496,780 | 950,600                 | 85,622    |
| GRAND TOTAL . . . . .       | 137,793,900          | 15,199,472 | 27,896,700       | 4,572,961 | 8,470,200               | 1,030,515 |

✓ CAUGHT ALMOST ENTIRELY FOR UTILIZATION OF THE LIVERS IN THE EXTRACTION OF VITAMIN OILS. MOST OF THE CARCASSES WERE DISCARDED.



HALIBUT LONG LINE

PACIFIC COAST STATES FISHERIES

PUGET SOUND DISTRICT OF WASHINGTON: OPERATING UNITS, 1949 <sup>1/</sup>

| ITEM                         | PURSE SEINES,<br>SALMON | HAUL SEINES | GILL NETS |        |           | LINES                  |                 |
|------------------------------|-------------------------|-------------|-----------|--------|-----------|------------------------|-----------------|
|                              |                         |             | SALMON    |        | SHARK     | TRAWL, SET<br>AND HAND | TROLL<br>SALMON |
|                              |                         |             | DRIFT     | SET 2/ |           |                        |                 |
|                              | NUMBER                  | NUMBER      | NUMBER    | NUMBER | NUMBER    | NUMBER                 | NUMBER          |
| FISHERMEN:                   |                         |             |           |        |           |                        |                 |
| ON VESSELS . . . . .         | 2,321                   | -           | 89        | -      | 221       | 1,260                  | 702             |
| ON BOATS AND SHORE . . . . . | 68                      | 342         | 671       | 55     | 135       | 133                    | 460             |
| TOTAL . . . . .              | 2,389                   | 342         | 760       | 55     | 356       | 1,393                  | 1,162           |
| VESSELS, MOTOR . . . . .     | 283                     | -           | 57        | -      | 62        | 198                    | 364             |
| NET TONNAGE . . . . .        | 6,904                   | -           | 472       | -      | 1,538     | 6,062                  | 3,988           |
| BOATS:                       |                         |             |           |        |           |                        |                 |
| MOTOR . . . . .              | 13                      | 103         | 540       | 37     | 110       | 96                     | 345             |
| OTHER . . . . .              | -                       | 32          | 44        | 18     | 4         | 12                     | -               |
| ACCESSORY BOATS . . . . .    | 296                     | -           | -         | -      | -         | -                      | -               |
| APPARATUS:                   |                         |             |           |        |           |                        |                 |
| NUMBER . . . . .             | 296                     | 135         | 641       | 55     | 1,535     | 31,618                 | 3,564           |
| LENGTH, YARDS . . . . .      | 185,000                 | 12,800      | -         | -      | -         | -                      | -               |
| SQUARE YARDS . . . . .       | -                       | -           | 1,121,750 | 13,000 | 1,262,250 | -                      | -               |
| HOOKS . . . . .              | -                       | -           | -         | -      | -         | 639,652                | 17,820          |

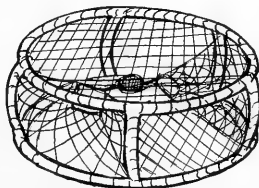
  

| ITEM                         | LINES-CONT'D<br>TROLL-CONT'D<br>TUNA 3/ | POUND<br>NETS 2/ | BRUSH<br>WEIRS | DIP<br>NETS | REEF<br>NETS | BEAM<br>TRAWLS | OTTER<br>TRAWLS |        |        |        |        |        |        |
|------------------------------|---|------------------|----------------|-------------|--------------|----------------|-----------------|--------|--------|--------|--------|--------|--------|
|                              |   |                  |                |             |              |                |                 | NUMBER | NUMBER | NUMBER | NUMBER | NUMBER | NUMBER |
|                              |   |                  |                |             |              |                |                 | NUMBER | NUMBER | NUMBER | NUMBER | NUMBER | NUMBER |
| FISHERMEN:                   |   |                  |                |             |              |                |                 |        |        |        |        |        |        |
| ON VESSELS . . . . .         | 410                                     | -                | -              | -           | -            | 6              | 704             |        |        |        |        |        |        |
| ON BOATS AND SHORE . . . . . | -                                       | 24               | 4              | 38          | 548          | 8              | -               |        |        |        |        |        |        |
| TOTAL . . . . .              | 410                                     | 24               | 4              | 38          | 548          | 14             | 704             |        |        |        |        |        |        |
| VESSELS, MOTOR . . . . .     | 99                                      | -                | -              | -           | -            | 2              | 162             |        |        |        |        |        |        |
| NET TONNAGE . . . . .        | 3,402                                   | -                | -              | -           | -            | 18             | 5,140           |        |        |        |        |        |        |
| BOATS:                       |   |                  |                |             |              |                |                 |        |        |        |        |        |        |
| MOTOR . . . . .              | -                                       | 7                | 1              | 13          | -            | 4              | -               |        |        |        |        |        |        |
| OTHER . . . . .              | -                                       | -                | -              | 6           | 274          | -              | -               |        |        |        |        |        |        |
| APPARATUS:                   |   |                  |                |             |              |                |                 |        |        |        |        |        |        |
| NUMBER . . . . .             | 605                                     | 7                | 1              | 38          | 137          | 6              | 162             |        |        |        |        |        |        |
| YARDS AT MOUTH . . . . .     | -                                       | -                | -              | -           | -            | 55             | 2,400           |        |        |        |        |        |        |
| HOOKS . . . . .              | 605                                     | -                | -              | -           | -            | -              | -               |        |        |        |        |        |        |

| ITEM                         | TRAPS  |          |        | DREDGES,<br>OYSTER | TONGS AND<br>BY HAND,<br>OYSTER | SHOVELS | TOTAL,<br>EXCLUSIVE OF<br>DUPLICATION |
|------------------------------|--------|----------|--------|--------------------|---------------------------------|---------|---------------------------------------|
|                              | CRAB   | OC' OPUS | SHRIMP |                    |                                 |         |                                       |
|                              | NUMBER | NUMBER   | NUMBER |                    |                                 |         |                                       |
| FISHERMEN:                   |        |          |        |                    |                                 |         |                                       |
| ON VESSELS . . . . .         | 43     | 2        | -      | 6                  | -                               | -       | 4,672                                 |
| ON BOATS AND SHORE . . . . . | 160    | 6        | 8      | 2                  | 125                             | 375     | 2,742                                 |
| TOTAL . . . . .              | 203    | 8        | 8      | 8                  | 125                             | 375     | 7,414                                 |
| VESSELS, MOTOR . . . . .     | 18     | 1        | -      | 2                  | -                               | -       | 956                                   |
| NET TONNAGE . . . . .        | 247    | 13       | -      | 45                 | -                               | -       | 20,085                                |
| BOATS:                       |        |          |        |                    |                                 |         |                                       |
| MOTOR . . . . .              | 148    | 4        | 8      | 1                  | 26                              | -       | 1,266                                 |
| OTHER . . . . .              | 8      | 1        | -      | -                  | 10                              | -       | 394                                   |
| ACCESSORY BOATS . . . . .    | -      | -        | -      | -                  | -                               | -       | 308                                   |
| APPARATUS:                   |        |          |        |                    |                                 |         |                                       |
| NUMBER . . . . .             | 18,300 | 350      | 250    | 6                  | 35                              | 375     | -                                     |
| YARDS AT MOUTH . . . . .     | -      | -        | -      | 12                 | -                               | -       | -                                     |

1/ STATISTICS IN THIS TABLE INCLUDE ALL CRAFT OPERATING IN THE STATE MAKING THEIR HOME PORT IN THIS DISTRICT, AND ALL CRAFT OPERATING IN THE STATE WHOSE HOME PORT IS NOT WITHIN THE STATE BUT WHO LANDED THE MAJOR PORTION OF THEIR WASHINGTON CATCH IN THIS DISTRICT.  
 2/ FISHED ONLY ON INDIAN RESERVATIONS.  
 3/ INCLUDES ONLY VESSELS THAT TROLLED OR FISHED EXCLUSIVELY FOR TUNA AND DID NOT TROLL FOR SALMON. MANY OF THE SALMON TROLLERS ALSO TROLLED FOR TUNA.



PACIFIC COAST CRAB POT

## PACIFIC COAST STATES FISHERIES

## PUGET SOUND DISTRICT OF WASHINGTON: CATCH BY GEAR, 1949

| SPECIES               | PURSE SEINES |           | HAUL SEINES 1/ |         | GILL NETS  |           |         |        |   |
|-----------------------|--------------|-----------|----------------|---------|------------|-----------|---------|--------|---|
|                       |              |           |                |         | SALMON     |           |         |        |   |
|                       |              |           |                |         | DRIFT      |           | SET 3/  |        |   |
| FISH                  | POUNDS       | VALUE     | POUNDS         | VALUE   | POUNDS     | VALUE     | POUNDS  | VALUE  |   |
| COD                   | -            | -         | 100            | \$3     | -          | -         | -       | -      | - |
| FLOUNDERS:            |              |           |                |         |            |           |         |        |   |
| "SOLE"                | 100          | \$6       | 200            | 12      | -          | -         | -       | -      | - |
| OTHER                 | 1,000        | 39        | 800            | 34      | 100        | \$4       | -       | -      | - |
| GRAYFISH 2/           | 1,500        | 62        | 1,600          | 68      | 74,600     | 3,157     | -       | -      | - |
| HAKE                  | -            | -         | -              | -       | -          | -         | 7,400   | \$24   | - |
| HERRING, SEA          | 5,000        | 252       | 647,800        | 32,390  | -          | -         | -       | -      | - |
| LINGCOD               | 200          | 10        | -              | -       | 300        | -         | 14      | -      | - |
| PERCH                 | 500          | 56        | 140,900        | 16,201  | -          | -         | -       | -      | - |
| PILCHARD              | -            | -         | 56,400         | 3,104   | -          | -         | -       | -      | - |
| ROCKFISHES            | -            | -         | 4,500          | 196     | -          | -         | -       | -      | - |
| SALMON:               |              |           |                |         |            |           |         |        |   |
| CHINOOK OR KING       | 540,100      | 67,515    | 18,900         | 2,364   | 439,100    | 96,163    | 20,600  | 2,576  | - |
| CHUM OR KETA          | 3,078,700    | 421,782   | 40,600         | 5,405   | 710,800    | 94,533    | 267,200 | 35,542 | - |
| PINK                  | 33,328,700   | 3,332,867 | 521,000        | 52,095  | 6,804,200  | 680,420   | -       | -      | - |
| RED OR SOCKEYE        | 4,886,500    | 977,306   | -              | -       | 790,300    | 158,065   | -       | -      | - |
| SILVER OR COHO        | 3,422,600    | 431,243   | 9,300          | 1,171   | 1,217,400  | 254,438   | 61,500  | 7,746  | - |
| SMELT, SURF OR SILVER | 3,400        | 340       | 112,100        | 11,214  | -          | -         | -       | -      | - |
| STEELHEAD TROUT 3/    | -            | -         | -              | -       | -          | -         | 22,400  | 3,070  | - |
| TOTAL                 | 45,268,300   | 5,231,478 | 1,554,200      | 124,257 | 10,036,800 | 1,286,794 | 379,100 | 48,958 | - |
| SHELLFISH             |              |           |                |         |            |           |         |        |   |
| SQUID                 | -            | -         | 600            | 42      | -          | -         | -       | -      | - |
| OCTOPUS               | -            | -         | 1,200          | 61      | -          | -         | -       | -      | - |
| TOTAL                 | -            | -         | 1,800          | 103     | -          | -         | -       | -      | - |
| GRAND TOTAL           | 45,268,300   | 5,231,478 | 1,556,000      | 124,360 | 10,036,800 | 1,286,794 | 379,100 | 48,958 | - |

| SPECIES           | GILL NETS - CONT'D. |         | LINES               |           |           |           | POUND NETS 3/ |         |
|-------------------|---------------------|---------|---------------------|-----------|-----------|-----------|---------------|---------|
|                   | SHARK               |         | TRAWL, SET AND HAND |           | TROLL     |           |               |         |
|                   | POUNDS              | VALUE   | POUNDS              | VALUE     | POUNDS    | VALUE     | POUNDS        | VALUE   |
| COD               | 1,600               | \$60    | 7,800               | \$290     | 3,900     | \$144     | -             | -       |
| FLOUNDERS, "SOLE" | 800                 | 49      | 7,800               | 474       | 3,900     | 234       | -             | -       |
| GRAYFISH 2/       | 2,042,700           | 86,405  | 754,400             | 31,912    | 6,200     | 260       | -             | -       |
| HALIBUT           | -                   | -       | 13,379,000          | 2,408,229 | 76,600    | 13,791    | -             | -       |
| LINGCOD           | 76,700              | 9,349   | 822,500             | 100,348   | 670,700   | 81,822    | -             | -       |
| RATFISH           | 23,900              | 179     | 1,500               | 12        | -         | -         | -             | -       |
| ROCKFISHES        | 12,900              | 861     | 431,400             | 28,905    | 50,100    | 2,507     | -             | -       |
| SABLEFISH         | 400                 | 45      | 3,092,100           | 327,763   | 31,400    | 3,324     | -             | -       |
| SALMON:           |                     |         |                     |           |           |           |               |         |
| CHINOOK OR KING   | -                   | -       | -                   | -         | 2,894,000 | 804,533   | 65,400        | \$8,176 |
| CHUM OR KETA      | -                   | -       | -                   | -         | -         | -         | 12,400        | 1,650   |
| PINK              | -                   | -       | -                   | -         | 80,200    | 8,018     | 279,500       | 27,950  |
| RED OR SOCKEYE    | -                   | -       | -                   | -         | -         | -         | 12,500        | 2,492   |
| SILVER OR COHO    | -                   | -       | -                   | -         | 1,860,300 | 386,941   | 64,800        | 8,159   |
| SHARKS:           |                     |         |                     |           |           |           |               |         |
| SOUFFIN 2/        | 530,300             | 286,376 | 22,000              | 11,907    | -         | -         | -             | -       |
| OTHER 2/          | 12,500              | 225     | 22,600              | 407       | 1,600     | 29        | -             | -       |
| SKATE             | 1,200               | 47      | 1,700               | 71        | -         | -         | -             | -       |
| STURGEON          | -                   | -       | 600                 | 84        | -         | -         | -             | -       |
| TUNA, ALBACORE    | -                   | -       | -                   | -         | 943,800   | 167,998   | -             | -       |
| TOTAL             | 2,703,000           | 383,596 | 18,543,400          | 2,910,402 | 6,622,700 | 1,469,601 | 434,600       | 48,427  |
| SHELLFISH         |                     |         |                     |           |           |           |               |         |
| OCTOPUS           | 400                 | 20      | 1,300               | 64        | 300       | 13        | -             | -       |
| TOTAL             | 400                 | 20      | 1,300               | 64        | 300       | 13        | -             | -       |
| GRAND TOTAL       | 2,703,400           | 383,616 | 18,544,700          | 2,910,466 | 6,623,000 | 1,469,614 | 434,600       | 48,427  |

| SPECIES      | BRUSH WEIRS |         | DIP NETS |       | REEF NETS |       | BEAM TRAWLS |       | OTTER TRAWLS |           |
|--------------|-------------|---------|----------|-------|-----------|-------|-------------|-------|--------------|-----------|
|              | POUNDS      | VALUE   | POUNDS   | VALUE | POUNDS    | VALUE | POUNDS      | VALUE | POUNDS       | VALUE     |
| COD          | -           | -       | -        | -     | -         | -     | -           | -     | 6,230,000    | \$230,510 |
| FLOUNDERS:   |             |         |          |       |           |       |             |       |              |           |
| "SOLE"       | -           | -       | -        | -     | -         | -     | -           | -     | 9,764,000    | 591,698   |
| OTHER        | -           | -       | -        | -     | -         | -     | -           | -     | 555,200      | 22,207    |
| GRAYFISH 2/  | -           | -       | -        | -     | -         | -     | -           | -     | 7,706,000    | 325,964   |
| HAKE         | -           | -       | -        | -     | -         | -     | -           | -     | 56,800       | 215       |
| HERRING, SEA | 173,800     | \$8,688 | 11,800   | \$588 | -         | -     | -           | -     | 200          | 8         |
| LINGCOD      | -           | -       | -        | -     | -         | -     | -           | -     | 3,520,600    | 289,031   |
| PERCH        | -           | -       | -        | -     | -         | -     | -           | -     | 3,900        | 450       |
| RATFISH      | -           | -       | -        | -     | -         | -     | -           | -     | 1,446,200    | 13,153    |
| ROCKFISHES   | -           | -       | -        | -     | -         | -     | -           | -     | 12,515,200   | 550,667   |

SEE FOOTNOTES AT END OF TABLE

(CONTINUED ON NEXT PAGE)



PUGET SOUND DISTRICT OF WASHINGTON: CATCH BY GEAR, 1949 - Continued

| SPECIES                | BRUSH WEIRS |         | DIP NETS |       | REEF NETS |          | BEAM TRAWLS |         | OTTER TRAWLS |           |
|------------------------|-------------|---------|----------|-------|-----------|----------|-------------|---------|--------------|-----------|
|                        | POUNDS      | VALUE   | POUNDS   | VALUE | POUNDS    | VALUE    | POUNDS      | VALUE   | POUNDS       | VALUE     |
| FISH - CONTINUED       |             |         |          |       |           |          |             |         |              |           |
| SABLEFISH              | -           | -       | -        | -     | -         | -        | -           | -       | 654,400      | \$45,397  |
| SALMON:                |             |         |          |       |           |          |             |         |              |           |
| CHINOOK OR KING        | -           | -       | -        | -     | 129,800   | \$16,219 | -           | -       | -            | -         |
| CHUM OR KETA           | -           | -       | -        | -     | 181,100   | 24,084   | -           | -       | -            | -         |
| PINK                   | -           | -       | -        | -     | 3,183,100 | 318,309  | -           | -       | -            | -         |
| RED OR SOCKEYE         | -           | -       | -        | -     | 475,300   | 95,067   | -           | -       | -            | -         |
| SILVER OR COHO         | -           | -       | -        | -     | 250,500   | 31,559   | -           | -       | -            | -         |
| SHAD:                  | -           | -       | -        | -     | -         | -        | -           | -       | 2,600        | 194       |
| SHARKS:                |             |         |          |       |           |          |             |         |              |           |
| SOUPFIN <sup>2/</sup>  | -           | -       | -        | -     | -         | -        | -           | -       | 17,600       | 9,500     |
| OTHER <sup>2/</sup>    | -           | -       | -        | -     | -         | -        | -           | -       | 8,800        | 159       |
| SKATE                  | -           | -       | -        | -     | -         | -        | -           | -       | 1,002,100    | 14,851    |
| STURGEON               | -           | -       | -        | -     | -         | -        | -           | -       | 12,800       | 1,810     |
| TOTAL                  | 173,800     | \$6,688 | 11,800   | \$588 | 4,219,800 | 485,238  | -           | -       | 43,496,400   | 2,095,814 |
| SHELLFISH              |             |         |          |       |           |          |             |         |              |           |
| SHRIMP                 | -           | -       | -        | -     | -         | -        | 23,500      | \$5,866 | -            | -         |
| OCTOPUS                | -           | -       | -        | -     | -         | -        | -           | -       | 18,800       | 939       |
| SCALLOPS <sup>7/</sup> | -           | -       | -        | -     | -         | -        | 16,500      | 9,986   | -            | -         |
| TOTAL                  | -           | -       | -        | -     | -         | -        | 40,000      | 15,852  | 18,800       | 939       |
| GRAND TOTAL            | 173,800     | 6,688   | 11,800   | 588   | 4,219,800 | 485,238  | 40,000      | 15,852  | 43,515,200   | 2,096,753 |

| SPECIES                         | TRAPS     |         |         |         |        |          | DREDGES, TONGS, AND BY HAND |           | SHOVELS |          |
|---------------------------------|-----------|---------|---------|---------|--------|----------|-----------------------------|-----------|---------|----------|
|                                 | CRAB      |         | OCTOPUS |         | SHRIMP |          | POUNDS                      | VALUE     | POUNDS  | VALUE    |
| FISH                            | POUNDS    | VALUE   | POUNDS  | VALUE   | POUNDS | VALUE    |                             |           |         |          |
| LINGCOD                         | 100       | \$5     | -       | -       | -      | -        | -                           | -         | -       | -        |
| TOTAL                           | 100       | 5       | -       | -       | -      | -        | -                           | -         | -       | -        |
| SHELLFISH                       |           |         |         |         |        |          |                             |           |         |          |
| CRABS <sup>4/</sup>             | 1,355,100 | 162,618 | -       | -       | -      | -        | -                           | -         | -       | -        |
| SHRIMP                          | -         | -       | -       | -       | 43,600 | \$10,908 | -                           | -         | -       | -        |
| CLAMS, HARD: <sup>5/</sup>      | -         | -       | -       | -       | -      | -        | -                           | -         | 68,000  | \$16,308 |
| BUTTER                          | -         | -       | -       | -       | -      | -        | -                           | -         | -       | -        |
| LITTLE NECK                     | -         | -       | -       | -       | -      | -        | -                           | -         | 305,400 | 97,731   |
| OCTOPUS                         | -         | -       | 25,300  | \$1,265 | -      | -        | -                           | -         | -       | -        |
| OYSTERS, MARKET <sup>6/</sup> : | -         | -       | -       | -       | -      | -        | 2,286,900                   | \$521,405 | -       | -        |
| PACIFIC                         | -         | -       | -       | -       | -      | -        | 203,000                     | 276,400   | -       | -        |
| WESTERN                         | -         | -       | -       | -       | -      | -        | -                           | -         | -       | -        |
| TOTAL                           | 1,355,100 | 162,618 | 25,300  | 1,265   | 43,600 | 10,908   | 2,489,900                   | 799,805   | 373,400 | 114,039  |
| GRAND TOTAL                     | 1,355,200 | 162,623 | 25,300  | 1,265   | 43,600 | 10,908   | 2,489,900                   | 799,805   | 373,400 | 114,039  |

<sup>1/</sup> THE SALMON CAUGHT BY HAUL SEINES WERE TAKEN ONLY BY INDIANS ON RESERVATIONS.

<sup>2/</sup> CAUGHT ALMOST ENTIRELY FOR THE UTILIZATION OF THE LIVERS IN THE EXTRACTION OF VITAMIN OILS. MOST OF THE CARCASSES WERE DISCARDED.

<sup>3/</sup> FISHED ONLY ON INDIAN RESERVATIONS.

<sup>4/</sup> THE WEIGHT OF CRABS SHOWN IS BASED ON AN AVERAGE OF 22 POUNDS PER DOZEN.

<sup>5/</sup> THE STATISTICS ON HARD CLAMS ARE BASED ON YIELDS OF 25 PERCENT OF EDIBLE MEAT.

<sup>6/</sup> THE STATISTICS ON OYSTERS ARE BASED ON 18 PERCENT EDIBLE MEATS FOR NATIVE OYSTERS AND 10 PERCENT FOR PACIFIC OYSTERS.

<sup>7/</sup> THE WEIGHTS OF BAY SCALLOPS ARE BASED ON 8.5 POUNDS PER GALLON WHEN SHUCKED.

NOTE:--THE QUANTITIES SHOWN REPRESENT THE ROUND WEIGHT OF THE CATCH OF FISH AND SHELLFISH EXCEPT FOR BIVALVE MOLLUSKS, WHICH ARE REPORTED IN POUNDS OF MEATS. THE POUNDAGE AND VALUE OF THE CATCH SHOWN ABOVE INCLUDES THE FOLLOWING ITEMS OF LIVERS AND VISCERA: COD LIVERS, 58,534 POUNDS, VALUE \$3,805; GRAYFISH LIVERS, 1,270,434 POUNDS, VALUE \$444,652; HAKE LIVERS, 1,988 POUNDS, VALUE \$199; HALIBUT LIVERS, 180,083 POUNDS, VALUE \$225,104; LINGCOD LIVERS 92,203 POUNDS, VALUE \$184,406; RATFISH LIVERS, 78,581 POUNDS, VALUE \$3,929; ROCKFISH LIVERS 9,347 POUNDS, VALUE \$9,347; SABLEFISH LIVERS, 93,714 POUNDS, VALUE \$112,457; SKATE LIVERS, 29,609 POUNDS, VALUE \$2,962; SOUPFIN SHARK LIVERS 68,396 POUNDS, VALUE \$307,783; OTHER SHARK LIVERS, 5,460 POUNDS, VALUE \$820, AND, HALIBUT, LINGCOD AND SABLEFISH VISCERA 570,866 POUNDS, VALUE \$113,439.

## PACIFIC COAST STATES FISHERIES

COASTAL DISTRICT OF WASHINGTON: OPERATING UNITS, 1949 <sup>1/</sup>

| ITEM                         | HAUL SEINES | GILL NETS    |                   |                            |                               | LINES   |                                 |
|------------------------------|-------------|--------------|-------------------|----------------------------|-------------------------------|---------|---------------------------------|
|                              |             | SALMON       |                   | SHARK                      | TRAWL OR SET                  | TROLL   |                                 |
|                              |             | DRIFT        | SET <sup>2/</sup> |                            |                               | SALMON  | TUNA <sup>3/</sup>              |
|                              | NUMBER      | NUMBER       | NUMBER            | NUMBER                     | NUMBER                        | NUMBER  | NUMBER                          |
| FISHERMEN:                   |             |              |                   |                            |                               |         |                                 |
| ON VESSELS . . . . .         | -           | 7            | -                 | 8                          | -                             | 494     | 112                             |
| ON BOATS AND SHORE . . . . . | 12          | 308          | 200               | 2                          | 4                             | 253     | 7                               |
| TOTAL . . . . .              | 12          | 315          | 200               | 10                         | 4                             | 747     | 119                             |
| VESSELS, MOTOR:              |             |              |                   |                            |                               |         |                                 |
| NET TONNAGE . . . . .        | -           | 5            | -                 | 3                          | 1                             | 241     | 41                              |
| BOATS:                       |             |              |                   |                            |                               |         |                                 |
| MOTOR . . . . .              | 2           | 284          | 65                | 1                          | -                             | 172     | 3                               |
| OTHER . . . . .              | 2           | 15           | 118               | -                          | -                             | -       | -                               |
| APPARATUS:                   |             |              |                   |                            |                               |         |                                 |
| NUMBER . . . . .             | 4           | 304          | 200               | 110                        | 40                            | 2,138   | 264                             |
| LENGTH, YARDS . . . . .      | 400         | -            | -                 | -                          | -                             | -       | -                               |
| SQUARE YARDS . . . . .       | -           | 516,500      | 44,000            | 90,000                     | -                             | -       | -                               |
| HOOCS . . . . .              | -           | -            | -                 | -                          | 800                           | 10,512  | 264                             |
|                              |             |              |                   |                            |                               |         |                                 |
| ITEM                         | DIP NETS    | OTTER TRAWLS | TRAPS, CRAB       | TONGS, AND BY HAND, OYSTER | DREDGES, OYSTER <sup>4/</sup> | SHOVELS | TOTAL, EXCLUSIVE OF DUPLICATION |
|                              | NUMBER      | NUMBER       | NUMBER            | NUMBER                     | NUMBER                        | NUMBER  | NUMBER                          |
| FISHERMEN:                   |             |              |                   |                            |                               |         |                                 |
| ON VESSELS . . . . .         | -           | 32           | 229               | -                          | 54                            | -       | 830                             |
| ON BOATS AND SHORE . . . . . | 54          | -            | 35                | 180                        | 15                            | 2,750   | 3,566                           |
| TOTAL . . . . .              | 54          | 32           | 264               | 180                        | 69                            | 2,750   | 4,396                           |
| VESSELS, MOTOR:              |             |              |                   |                            |                               |         |                                 |
| NET TONNAGE . . . . .        | -           | 8            | 82                | -                          | 18                            | -       | 337                             |
| BOATS:                       |             |              |                   |                            |                               |         |                                 |
| MOTOR . . . . .              | 15          | -            | 23                | 56                         | 6                             | -       | 558                             |
| OTHER . . . . .              | 8           | -            | 107               | -                          | -                             | -       | 246                             |
| APPARATUS:                   |             |              |                   |                            |                               |         |                                 |
| NUMBER . . . . .             | 54          | 8            | 19,550            | 75                         | 47                            | 2,750   | -                               |
| YARDS AT MOUTH . . . . .     | -           | 120          | -                 | -                          | 94                            | -       | -                               |

<sup>1/</sup> STATISTICS IN THIS TABLE INCLUDE ALL CRAFT OPERATING IN THE STATE MAKING THEIR HOME PORT IN THIS DISTRICT, AND ALL CRAFT OPERATING IN THE STATE WHOSE HOME PORT IS NOT WITHIN THE STATE BUT WHO LANDED THE MAJOR PORTION OF THEIR WASHINGTON CATCH IN THIS DISTRICT.

<sup>2/</sup> FISHED ONLY ON INDIAN RESERVATIONS.

<sup>3/</sup> INCLUDES ONLY VESSELS THAT TROLLED OR FISHED EXCLUSIVELY FOR TUNA AND DID NOT TROLL FOR SALMON. MANY OF THE SALMON TROLLERS ALSO TROLLED FOR TUNA.

<sup>4/</sup> INCLUDES ONE SUCTION DREDGE.

## COASTAL DISTRICT OF WASHINGTON: CATCH BY GEAR, 1949

| SPECIES                                 | HAUL SEINES |         | GILL NETS |         |                   |          | SHARK  |       |
|---|-------------|---------|-----------|---------|-------------------|----------|--------|-------|
|   |             |         | SALMON    |         | SET <sup>2/</sup> | SHARK    |        |       |
|   |             |         | DRIFT     | VALUE   |                   |          |        |       |
| FISH                                    | POUNDS      | VALUE   | POUNDS    | VALUE   | POUNDS            | VALUE    | POUNDS | VALUE |
| ANCHOVIES . . . . .                     | 402,000     | \$6,100 | -         | -       | -                 | -        | -      | -     |
| FLOUNDERS, "SOLE" . . . . .             | -           | -       | -         | -       | -                 | -        | 1,400  | \$70  |
| GRAY FISH <sup>1/</sup> . . . . .       | -           | -       | 9,400     | \$452   | -                 | -        | 5,600  | 271   |
| HERRING, SEA . . . . .                  | 1,200       | 61      | -         | -       | -                 | -        | -      | -     |
| LINGCOD . . . . .                       | -           | -       | -         | -       | -                 | -        | 5,200  | 524   |
| PERCH . . . . .                         | 5,100       | 556     | -         | -       | -                 | -        | -      | -     |
| ROCKFISHES . . . . .                    | -           | -       | -         | -       | -                 | -        | 3,100  | 108   |
| SALMON:                                 |             |         |           |         |                   |          |        |       |
| CHINOOK OR KING . . . . .               | -           | -       | 319,000   | 49,442  | 168,600           | \$26,131 | -      | -     |
| CHUM OR KETA . . . . .                  | -           | -       | 567,600   | 44,842  | 91,200            | 7,204    | -      | -     |
| PINK . . . . .                          | -           | -       | 100       | 8       | -                 | -        | -      | -     |
| RED OR SOCKEYE . . . . .                | -           | -       | -         | -       | 869,900           | 265,311  | -      | -     |
| SILVER OR COHO . . . . .                | -           | -       | 587,300   | 89,859  | 423,200           | 64,745   | -      | -     |
| SMELT, SURF OR SILVER . . . . .         | 367,800     | 36,777  | -         | -       | -                 | -        | -      | -     |
| SHARK, SOUPIN <sup>1/</sup> . . . . .   | -           | -       | -         | -       | -                 | -        | 1,000  | 549   |
| STEELHEAD TROUT <sup>2/</sup> . . . . . | -           | -       | -         | -       | 133,700           | 18,310   | -      | -     |
| STURGEON . . . . .                      | -           | -       | 22,100    | 3,091   | 100               | 14       | 200    | 28    |
| TOTAL . . . . .                         | 776,100     | 43,494  | 1,505,500 | 187,694 | 1,686,700         | 381,715  | 16,500 | 1,550 |
| GRAND TOTAL . . . . .                   | 776,100     | 43,494  | 1,505,500 | 187,694 | 1,686,700         | 381,715  | 16,500 | 1,550 |

SEE FOOTNOTES AT END OF TABLE

(CONTINUED ON NEXT PAGE)


COASTAL DISTRICT OF WASHINGTON: CATCH BY GEAR, 1949 - Continued

| SPECIES                              | LINES        |       |           |           | DIP NETS |        | OTTER TRAWLS |       |
|--------------------------------------|--------------|-------|-----------|-----------|----------|--------|--------------|-------|
|                                      | TRAWL OR SET |       | TROLL     |           | POUNDS   | VALUE  | POUNDS       | VALUE |
| FISH                                 | POUNDS       | VALUE | POUNDS    | VALUE     | POUNDS   | VALUE  | POUNDS       | VALUE |
| COD . . . . .                        | -            | -     | 1,300     | \$49      | -        | -      | 600          | \$22  |
| FLOUNDER:<br>"SOLE" . . . . .        | -            | -     | -         | -         | -        | -      | 27,900       | 1,397 |
| OTHER . . . . .                      | -            | -     | -         | -         | -        | -      | 2,900        | 81    |
| GRAYFISH 1/ . . . . .                | 3,200        | \$153 | 100       | 4         | -        | -      | 39,900       | 1,913 |
| HALIBUT . . . . .                    | 400          | 67    | 8,500     | 1,329     | -        | -      | -            | -     |
| LINGCOD . . . . .                    | -            | -     | 275,900   | 27,587    | -        | -      | 13,100       | 996   |
| PERCH . . . . .                      | -            | -     | -         | -         | 200      | \$26   | -            | -     |
| ROCKFISHES . . . . .                 | -            | -     | 95,700    | 3,350     | -        | -      | 37,700       | 1,131 |
| SALMON:<br>CHINOOK OR KING . . . . . | -            | -     | 1,512,400 | 420,457   | -        | -      | -            | -     |
| PINK . . . . .                       | -            | -     | 17,400    | 1,735     | -        | -      | -            | -     |
| SILVER OR COHO . . . . .             | -            | -     | 1,869,000 | 388,800   | -        | -      | -            | -     |
| SMELT, SURF OR SILVER . . . . .      | -            | -     | -         | -         | 168,400  | 16,837 | -            | -     |
| SHARK, SOUPFIN 1/ . . . . .          | 600          | 297   | 200       | 104       | -        | -      | -            | -     |
| STURGEON . . . . .                   | -            | -     | 200       | 31        | -        | -      | -            | -     |
| TUNA, ALBACORE . . . . .             | -            | -     | 3,343,400 | 595,128   | -        | -      | -            | -     |
| TOTAL . . . . .                      | 4,200        | 517   | 7,124,100 | 1,438,575 | 168,600  | 16,863 | 122,100      | 5,540 |
| GRAND TOTAL . . . . .                | 4,200        | 517   | 7,124,100 | 1,438,575 | 168,600  | 16,863 | 122,100      | 5,540 |

| SPECIES                                  | TRAPS, CRAB |           | DREDGES, TONGS,<br>AND BY HAND |             | SHOVELS |         |
|--|-------------|-----------|--------------------------------|-------------|---------|---------|
|  | POUNDS      | VALUE     | POUNDS                         | VALUE       | POUNDS  | VALUE   |
| LINGCOD . . . . .                        | 4,600       | \$231     | -                              | -           | -       | -       |
| ROCKFISHES . . . . .                     | 100         | 2         | -                              | -           | -       | -       |
| TOTAL . . . . .                          | 4,700       | 233       | -                              | -           | -       | -       |
| SHELLFISH                                |             |           |                                |             |         |         |
| CRABS 3/ . . . . .                       | 10,837,400  | 1,083,740 | -                              | -           | -       | -       |
| CLAMS:<br>HARDSHELL . . . . .            | -           | -         | -                              | -           | 400     | \$117   |
| RAZOR 4/ . . . . .                       | -           | -         | -                              | -           | 302,700 | 193,121 |
| OYSTERS, MARKET,<br>PACIFIC 5/ . . . . . | -           | -         | 5,347,700                      | \$1,219,802 | -       | -       |
| TOTAL . . . . .                          | 10,837,400  | 1,083,740 | 5,347,700                      | 1,219,802   | 303,100 | 193,238 |
| GRAND TOTAL . . . . .                    | 10,842,100  | 1,083,973 | 5,347,700                      | 1,219,802   | 303,100 | 193,238 |

- 1/ CAUGHT ALMOST ENTIRELY FOR THE UTILIZATION OF THE LIVERS IN THE EXTRACTION OF VITAMIN OILS. MOST OF THE CARCASSES WERE DISCARDED.
- 2/ FISHED ONLY ON INDIAN RESERVATIONS.
- 3/ THE WEIGHT OF CRABS SHOWN ABOVE IS BASED ON A WEIGHT OF 24 POUNDS PER DOZEN.
- 4/ THE WEIGHT OF RAZOR CLAMS IS BASED ON A YIELD OF 42 PERCENT OF EDIBLE MEAT.
- 5/ THE STATISTICS ON OYSTERS USED IN THIS TABLE ARE BASED ON YIELDS OF 12 PERCENT EDIBLE MEATS.

NOTE:--THE QUANTITIES SHOWN REPRESENT THE ROUND WEIGHT OF THE CATCH OF FISH AND SHELLFISH EXCEPT FOR BIVALVE MOLLUSKS, WHICH ARE REPORTED IN POUNDS OF MEATS. THE POUNDAGE AND VALUE OF THE CATCH SHOWN ABOVE INCLUDES THE FOLLOWING ITEMS OF LIVERS AND VISCERA: GRAYFISH LIVERS, 6,980 POUNDS, VALUE \$2,793; HALIBUT LIVERS, 113 POUNDS, VALUE \$145; LINGCOD LIVERS, 2,021 POUNDS, VALUE \$4,042; ROCKFISH LIVERS, 100 POUNDS, VALUE \$51; SOUPFIN SHARK LIVERS, 211 POUNDS, VALUE \$950; AND HALIBUT AND LINGCOD VISCERA, 2,701 POUNDS, VALUE \$790.



WEST COAST PURSE SEINER

## PACIFIC COAST STATES FISHERIES

COLUMBIA RIVER DISTRICT OF WASHINGTON: OPERATING UNITS, 1949 <sup>1/</sup>

| ITEM                         | HAUL SEINES <sup>2/</sup> | GILL NETS |       | LINES        |        |        | DIP NETS | TRAPS |          | TOTAL EXCLUSIVE OF DUPLICATION |
|------------------------------|---------------------------|-----------|-------|--------------|--------|--------|----------|-------|----------|--------------------------------|
|                              |                           | SALMON    | SMELT | TRAWL OR SET | TROLL  |        |          | RAB   | CRAWFISH |                                |
|                              |                           |           |       |              | NUMBER | NUMBER |          |       |          |                                |
| FISHERMEN:                   |                           |           |       |              |        |        |          |       |          |                                |
| ON VESSELS . . . . .         | -                         | 2         | -     | -            | 51     | -      | -        | 7     | -        | 54                             |
| ON BOATS AND SHORE . . . . . | 12                        | 566       | 5     | 52           | 138    | 2      | 400      | 14    | 2        | 1,089                          |
| TOTAL . . . . .              | 12                        | 568       | 5     | 52           | 189    | 2      | 400      | 21    | 2        | 1,143                          |
| VESSELS, MOTOR . . . . .     | -                         | 1         | -     | -            | 27     | -      | -        | 6     | -        | 27                             |
| NET TONNAGE . . . . .        | -                         | 10        | -     | -            | 243    | -      | -        | 62    | -        | 243                            |
| BOATS:                       |                           |           |       |              |        |        |          |       |          |                                |
| MOTOR . . . . .              | 4                         | 475       | 5     | 42           | 82     | 1      | 168      | 4     | 2        | 707                            |
| OTHER . . . . .              | 4                         | 15        | -     | 10           | -      | -      | 9        | -     | -        | 32                             |
| APPARATUS:                   |                           |           |       |              |        |        |          |       |          |                                |
| NUMBER . . . . .             | 4                         | 490       | 5     | 273          | 490    | 6      | 400      | 1,100 | 60       | -                              |
| LENGTH, YARDS . . . . .      | 400                       | -         | -     | -            | -      | -      | -        | -     | -        | -                              |
| SQUARE YARDS . . . . .       | -                         | 1,568,000 | 1,875 | -            | -      | -      | -        | -     | -        | -                              |
| HOOKS . . . . .              | -                         | -         | -     | 27,300       | 2,450  | 6      | -        | -     | -        | -                              |

<sup>1/</sup> STATISTICS IN THIS TABLE INCLUDE ALL CRAFT OPERATING IN THE STATE MAKING THEIR HOME PORT IN THIS DISTRICT, AND ALL CRAFT OPERATING IN THE STATE WHOSE HOME PORT IS NOT WITHIN THE STATE BUT WHO LANDED THE MAJOR PORTION OF THEIR WASHINGTON CATCH IN THIS DISTRICT.

<sup>2/</sup> CATCH SOLD IN OREGON.

<sup>3/</sup> INCLUDES ONLY VESSELS THAT TROLLED OR FISHED EXCLUSIVELY FOR TUNA AND DID NOT TROLL FOR SALMON. MANY OF THE SALMON TROLLERS ALSO TROLLED FOR TUNA.

COLUMBIA RIVER DISTRICT OF WASHINGTON: CATCH BY GEAR, 1949 <sup>1/</sup>

| SPECIES                   | GILL NETS     |         |         |          | LINES        |       |           |         |
|---------------------------|---------------|---------|---------|----------|--------------|-------|-----------|---------|
|                           | SALMON, DRIFT |         | SMELT   |          | TRAWL OR SET |       | TROLL     |         |
| FISH                      | POUNDS        | VALUE   | POUNDS  | VALUE    | POUNDS       | VALUE | POUNDS    | VALUE   |
| FLOUNDER, OTHER . . . . . | 3,100         | \$46    | -       | -        | -            | -     | -         | -       |
| HALIBUT . . . . .         | -             | -       | -       | -        | 1,000        | \$182 | -         | -       |
| LINGCOD . . . . .         | 100           | 4       | -       | -        | -            | -     | 22,300    | \$2,679 |
| ROCKFISHES . . . . .      | -             | -       | -       | -        | 1,000        | 42    | 36,600    | 1,463   |
| SABLEFISH . . . . .       | -             | -       | -       | -        | 6,000        | 619   | -         | -       |
| SALMON:                   |               |         |         |          |              |       |           |         |
| CHINOOK OR KING . . . . . | 2,752,600     | 459,687 | -       | -        | -            | -     | 500,600   | 116,128 |
| CHUM OR KETA . . . . .    | 261,400       | 20,914  | -       | -        | -            | -     | -         | -       |
| PINK . . . . .            | -             | -       | -       | -        | -            | -     | 600       | 56      |
| RED OR SOCKEYE . . . . .  | 6,700         | 1,335   | -       | -        | -            | -     | -         | -       |
| SILVER OR COHO . . . . .  | 224,800       | 30,129  | -       | -        | -            | -     | 538,300   | 69,973  |
| SHAD . . . . .            | 62,600        | 4,195   | -       | -        | -            | -     | -         | -       |
| SMELT, EULACHON . . . . . | -             | -       | 479,900 | \$47,987 | -            | -     | -         | -       |
| STEELHEAD TROUT . . . . . | 40,900        | 5,760   | -       | -        | -            | -     | -         | -       |
| STURGEON . . . . .        | 128,100       | 22,287  | -       | -        | 9,200        | 1,793 | 300       | 57      |
| TUNA, ALBACORE . . . . .  | -             | -       | -       | -        | -            | -     | 145,700   | 26,255  |
| TOTAL . . . . .           | 3,480,300     | 544,357 | 479,900 | 47,987   | 17,200       | 2,636 | 1,245,400 | 216,611 |
| GRAND TOTAL . . . . .     | 3,480,300     | 544,357 | 479,900 | 47,987   | 17,200       | 2,636 | 1,245,400 | 216,611 |

| SPECIES                       | DIP NETS  |          | OTTER TRAWLS |       | TRAPS   |        |          |       |
|-------------------------------|-----------|----------|--------------|-------|---------|--------|----------|-------|
|                               | POUNDS    | VALUE    | POUNDS       | VALUE | CRAB    |        | CRAWFISH |       |
| FISH                          | POUNDS    | VALUE    | POUNDS       | VALUE | POUNDS  | VALUE  | POUNDS   | VALUE |
| FLOUNDER:                     |           |          |              |       |         |        |          |       |
| "SOLE" . . . . .              | -         | -        | 16,700       | \$836 | -       | -      | -        | -     |
| OTHER . . . . .               | -         | -        | 1,800        | 54    | -       | -      | -        | -     |
| LINGCOD . . . . .             | -         | -        | 3,600        | 288   | 700     | \$29   | -        | -     |
| ROCKFISHES . . . . .          | -         | -        | 57,700       | 2,306 | -       | -      | -        | -     |
| SALMON:                       |           |          |              |       |         |        |          |       |
| CHINOOK OR KING . . . . .     | 228,100   | \$38,097 | -            | -     | -       | -      | -        | -     |
| CHUM OR KETA . . . . .        | 1,800     | 142      | -            | -     | -       | -      | -        | -     |
| RED OR SOCKEYE . . . . .      | 4,400     | 888      | -            | -     | -       | -      | -        | -     |
| SHAD . . . . .                | 6,700     | 448      | -            | -     | -       | -      | -        | -     |
| SMELT, EULACHON . . . . .     | 1,964,700 | 88,412   | -            | -     | -       | -      | -        | -     |
| STEELHEAD TROUT . . . . .     | 1,300     | 180      | -            | -     | -       | -      | -        | -     |
| STURGEON . . . . .            | 9,300     | 1,622    | -            | -     | -       | -      | -        | -     |
| TOTAL . . . . .               | 2,216,300 | 129,789  | 79,800       | 3,484 | 700     | 29     | -        | -     |
| SHELLFISH                     |           |          |              |       |         |        |          |       |
| CRABS <sup>2/</sup> . . . . . | -         | -        | -            | -     | 950,000 | 85,501 | -        | -     |
| CRAWFISH . . . . .            | -         | -        | -            | -     | -       | -      | 600      | \$121 |
| TOTAL . . . . .               | -         | -        | -            | -     | 950,000 | 85,501 | 600      | 121   |
| GRAND TOTAL . . . . .         | 2,216,300 | 129,789  | 79,800       | 3,484 | 950,700 | 85,530 | 600      | 121   |

<sup>1/</sup> THE FOLLOWING SPECIES LANDED IN THE COLUMBIA RIVER DISTRICT WERE CAUGHT OFF THE COAST: SOLE, HALIBUT, LINGCOD, ROCKFISHES, SABLEFISH, ALBACORE TUNA, CRABS, AND MOST OF THE TROLL CAUGHT SALMON.

<sup>2/</sup> THE WEIGHT OF CRABS SHOWN IS BASED ON A WEIGHT OF 24 POUNDS PER DOZEN.

NOTE:--THE QUANTITIES SHOWN REPRESENT THE ROUND WEIGHT OF THE CATCH OF FISH AND SHELLFISH. THE POUNDAGE AND VALUE OF THE CATCH SHOWN ABOVE INCLUDES THE FOLLOWING ITEMS OF LIVERS: LINGCOD LIVERS, 240 POUNDS, VALUE \$288, AND SABLEFISH LIVERS, 820 POUNDS, VALUE \$1,640.

OREGON

CATCH BY DISTRICTS, 1949

| SPECIES                            | COLUMBIA RIVER DISTRICT |              | COASTAL DISTRICT |              |
|------------------------------------|-------------------------|--------------|------------------|--------------|
|                                    | <u>POUNDS</u>           | <u>VALUE</u> | <u>POUNDS</u>    | <u>VALUE</u> |
| FISH                               |                         |              |                  |              |
| CARP . . . . .                     | 600                     | \$17         | -                | -            |
| COD . . . . .                      | 5,400                   | 186          | -                | -            |
| FLOUNDERS:                         |                         |              |                  |              |
| "SOLE" . . . . .                   | 7,750,200               | 388,343      | 1,511,700        | \$74,054     |
| OTHER . . . . .                    | 375,100                 | 9,099        | 17,600           | 442          |
| GRAY FISH 1/ . . . . .             | 3,270,800               | 276,232      | 151,900          | 12,039       |
| HAKE . . . . .                     | -                       | -            | 77,400           | 471          |
| HALIBUT . . . . .                  | 352,000                 | 55,257       | 257,600          | 43,791       |
| HERRING, SEA . . . . .             | -                       | -            | 69,400           | 2,776        |
| LAMPREY . . . . .                  | 369,900                 | 9,248        | -                | -            |
| LINGCOD . . . . .                  | 505,200                 | 48,528       | 433,700          | 49,899       |
| PERCH . . . . .                    | -                       | -            | 7,700            | 769          |
| PILCHARD . . . . .                 | -                       | -            | 9,000            | 234          |
| ROCKFISHES . . . . .               | 3,075,500               | 119,992      | 1,696,500        | 54,633       |
| SABLEFISH . . . . .                | 203,000                 | 16,350       | 351,500          | 28,105       |
| SALMON:                            |                         |              |                  |              |
| CHINOOK OR KING . . . . .          | 8,017,900               | 1,361,810    | 1,475,500        | 307,070      |
| CHUM OR KETA . . . . .             | 281,800                 | 22,545       | 445,000          | 35,600       |
| RED OR SOCKEYE . . . . .           | 12,800                  | 2,571        | -                | -            |
| SILVER OR COHO . . . . .           | 838,300                 | 115,107      | 1,766,200        | 228,811      |
| SHAD . . . . .                     | 367,400                 | 24,625       | 1,024,600        | 69,669       |
| SHARKS:                            |                         |              |                  |              |
| SOUPFIN . . . . .                  | 432,200                 | 241,213      | 105,900          | 59,102       |
| OTHER . . . . .                    | 11,500                  | 110          | 1,400            | 14           |
| SMELT, EULACHON . . . . .          | 833,900                 | 65,244       | -                | -            |
| STEELHEAD TROUT . . . . .          | 771,700                 | 108,805      | -                | -            |
| STRIPED BASS . . . . .             | -                       | -            | 80,400           | 10,526       |
| STURGEON . . . . .                 | 267,700                 | 50,326       | 24,800           | 1,786        |
| TUNA:                              |                         |              |                  |              |
| ALBACORE . . . . .                 | 4,553,200               | 815,019      | 1,773,800        | 289,123      |
| SKIPJACK 2/ . . . . .              | 1,941,800               | 269,227      | -                | -            |
| YELLOWFIN 2/ . . . . .             | 5,571,100               | 807,868      | -                | -            |
| TOTAL . . . . .                    | 39,809,000              | 4,807,724    | 11,284,900       | 1,269,044    |
| SHELLFISH                          |                         |              |                  |              |
| CRABS . . . . .                    | 4,484,100               | 403,569      | 4,862,400        | 432,756      |
| CRAWFISH, FRESH-WATER . . . . .    | 45,400                  | 9,847        | -                | -            |
| CLAMS:                             |                         |              |                  |              |
| RAZOR . . . . .                    | -                       | -            | 77,200           | 48,922       |
| MIXED . . . . .                    | -                       | -            | 32,300           | 7,681        |
| OYSTERS, MARKET, PACIFIC . . . . . | -                       | -            | 501,100          | 85,904       |
| TOTAL . . . . .                    | 4,529,500               | 413,416      | 5,473,000        | 575,263      |
| GRAND TOTAL . . . . .              | 44,338,500              | 5,221,140    | 16,757,900       | 1,844,307    |

1/ CAUGHT ALMOST ENTIRELY FOR THE UTILIZATION OF THE LIVERS IN THE EXTRACTION OF VITAMIN OILS. MOST OF THE CARCASSES WERE DISCARDED.  
 2/ THE CATCH OF SKIPJACK AND YELLOWFIN WAS TAKEN BY PURSE SEINES AND LINES SOUTH OF THE INTERNATIONAL BOUNDARY. ALL OR PART OF THIS CATCH MAY BE DUPLICATED IN IMPORT STATISTICS.

COLUMBIA RIVER DISTRICT OF OREGON: OPERATING UNITS, 1949 1/

| ITEM                         | PURSE SEINES<br>TUNA 2/ | HAUL SEINES | GILL NETS |        |           |        | LINES         |              |
|------------------------------|-------------------------|-------------|-----------|--------|-----------|--------|---------------|--------------|
|                              |                         |             | SALMON    |        | SHARK     | SMELT  | TRAWL AND SET | TROLL SALMON |
|                              |                         |             | DRIFT     | SET    |           |        |               |              |
| FISHERMEN:                   |                         |             |           |        |           |        |               |              |
| ON VESSELS . . . . .         | 23                      | -           | 2         | -      | 160       | -      | 263           | 361          |
| ON BOATS AND SHORE . . . . . | -                       | 201         | 703       | 73     | -         | 70     | 24            | 179          |
| TOTAL . . . . .              | 23                      | 201         | 705       | 73     | 160       | 70     | 287           | 540          |
| VESSELS, MOTOR . . . . .     | 2                       | -           | 1         | -      | 41        | -      | 66            | 139          |
| NET TONNAGE . . . . .        | 114                     | -           | 11        | -      | 654       | -      | 902           | 2,263        |
| BOATS:                       |                         |             |           |        |           |        |               |              |
| MOTOR . . . . .              | -                       | 14          | 628       | 53     | -         | 70     | 18            | 107          |
| OTHER . . . . .              | -                       | 23          | -         | 10     | -         | -      | 3             | -            |
| ACCESSORY BOATS . . . . .    | 2                       | -           | -         | -      | -         | -      | -             | -            |
| APPARATUS:                   |                         |             |           |        |           |        |               |              |
| NUMBER . . . . .             | 2                       | 23          | 629       | 152    | 1,215     | 70     | 1,287         | 1,454        |
| LENGTH, YARDS . . . . .      | 1,300                   | 13,800      | -         | -      | -         | -      | -             | -            |
| SQUARE YARDS . . . . .       | -                       | -           | 2,013,000 | 42,500 | 1,037,150 | 26,000 | -             | -            |
| HOOKS . . . . .              | -                       | -           | -         | -      | -         | -      | 28,700        | 6,760        |

SEE FOOTNOTES AT END OF TABLE

(CONTINUED ON NEXT PAGE)

## PACIFIC COAST STATES FISHERIES

COLUMBIA RIVER DISTRICT OF OREGON: OPERATING UNITS, 1949<sup>1/</sup> - Continued

| ITEM                         | LINES - CONT'D.     |        | POUND NETS | DIP NETS | OTTER TRAWLS | TRAPS  |          | TOTAL, EXCLUS VE OF DUPLICATION |
|------------------------------|---------------------|--------|------------|----------|--------------|--------|----------|---------------------------------|
|                              | TROLL - CONT'D.     |        |            |          |              | CRAB   | CRAWFISH |                                 |
|                              | UNITS <sup>3/</sup> | NUMBER |            |          |              |        |          |                                 |
| FISHERMEN:                   | NUMBER              |        | NUMBER     | NUMBER   | NUMBER       | NUMBER | NUMBER   |                                 |
| ON VESSELS . . . . .         | 556                 | -      | -          | -        | 250          | 102    | -        | 1,409                           |
| ON BOATS AND SHORE . . . . . | 7                   | 65     | 487        | -        | -            | 22     | -        | 1,730                           |
| TOTAL . . . . .              | 563                 | 65     | 487        | 250      | 126          | 22     | 3,139    |                                 |
| VESSELS, MOTOR . . . . .     | 152                 | -      | -          | 64       | 36           | -      | 414      |                                 |
| NET TONNAGE . . . . .        | 4,033               | -      | -          | 1,866    | 514          | -      | 8,658    |                                 |
| BOATS:                       |                     |        |            |          |              |        |          |                                 |
| MOTOR . . . . .              | 3                   | 24     | -          | -        | 12           | 10     | 829      |                                 |
| OTHER . . . . .              | -                   | 31     | -          | -        | -            | 8      | 3        |                                 |
| ACCESSORY BOATS . . . . .    | -                   | -      | -          | -        | -            | -      | 3        |                                 |
| APPARATUS:                   |                     |        |            |          |              |        |          |                                 |
| NUMBER . . . . .             | 1,298               | 35     | 487        | 64       | 8,700        | 1,100  | -        |                                 |
| YARDS AT MOUTH . . . . .     | -                   | -      | -          | 960      | -            | -      | -        |                                 |
| HOOKS . . . . .              | 1,298               | -      | -          | -        | -            | -      | -        |                                 |

<sup>1/</sup> STATISTICS IN THIS TABLE INCLUDE ALL CRAFT OPERATING IN THE STATE MAKING THEIR HOME PORT IN THIS DISTRICT, AND ALL CRAFT OPERATING IN THE STATE WHOSE HOME PORT IS NOT WITHIN THE STATE BUT WHO LANDED THE MAJOR PORTION OF THEIR CROFT CATCH IN THIS DISTRICT.

<sup>2/</sup> TUNA PURSE SEINES WERE OPERATED ONLY IN WATERS OFF CENTRAL AMERICA.

<sup>3/</sup> INCLUDES ONLY VESSELS THAT TROLLED OR FISHED EXCLUSIVELY FOR TUNA AND DID NOT TROLL FOR SALMON. MANY OF THE SALMON TROLLERS ALSO TROLLED FOR TUNA.

COLUMBIA RIVER DISTRICT OF OREGON: CATCH BY GEAR, 1949<sup>1/</sup>

| SPECIES                           | PURSE SEINES |          | HAUL SEINES |           | GILL NETS |           |            |       |
|-----------------------------------|--------------|----------|-------------|-----------|-----------|-----------|------------|-------|
|                                   |              |          |             |           | DRIFT     |           | SALMON SET |       |
|                                   |              |          |             |           | POUNDS    | VALUE     | POUNDS     | VALUE |
| FISH                              |              |          |             |           |           |           |            |       |
| CARP . . . . .                    | -            | -        | 600         | \$17      | -         | -         | -          | -     |
| FLOUNDERS, OTHER . . . . .        | -            | -        | -           | -         | 94,400    | \$1,510   | -          | -     |
| LINGCOD . . . . .                 | -            | -        | -           | -         | 100       | 4         | -          | -     |
| SALMON:                           |              |          |             |           |           |           |            |       |
| CHINOOK OR KING . . . . .         | -            | 948,500  | 158,396     | 5,610,200 | 936,897   | 46,700    | \$7,795    |       |
| CHUM OR KETA . . . . .            | -            | 29,900   | 2,389       | 233,500   | 18,680    | 1,100     | 90         |       |
| RED OR SOCKEYE . . . . .          | -            | 900      | 187         | 1,900     | 372       | 1,000     | 207        |       |
| SILVER OR COHO . . . . .          | -            | 112,400  | 15,067      | 451,600   | 60,512    | 4,500     | 600        |       |
| SHAD . . . . .                    | -            | 33,300   | 2,233       | 333,600   | 22,354    | -         | -          |       |
| STEELHEAD TROUT . . . . .         | -            | 202,800  | 28,595      | 225,600   | 31,814    | 6,600     | 926        |       |
| STURGEON . . . . .                | -            | 1,300    | 250         | 206,700   | 38,844    | 16,300    | 3,191      |       |
| TUNA:                             |              |          |             |           |           |           |            |       |
| SKIPJACK <sup>3/</sup> . . . . .  | 565,000      | \$62,709 | -           | -         | -         | -         | -          |       |
| YELLOWFIN <sup>3/</sup> . . . . . | 2,409,300    | 283,007  | -           | -         | -         | -         | -          |       |
| TOTAL . . . . .                   | 2,974,300    | 345,716  | 1,329,700   | 207,134   | 7,157,600 | 1,110,987 | 76,200     |       |
| GRAND TOTAL                       | 2,974,300    | 345,716  | 1,329,700   | 207,134   | 7,157,600 | 1,110,987 | 76,200     |       |

| SPECIES                           | GILL NETS - CONTINUED |         |         |          | LINES               |         |           |         |
|-----------------------------------|-----------------------|---------|---------|----------|---------------------|---------|-----------|---------|
|                                   | SHARK                 |         | SMELT   |          | TRAWL, SET AND HAND |         | TROLL     |         |
|                                   | POUNDS                | VALUE   | POUNDS  | VALUE    | POUNDS              | VALUE   | POUNDS    | VALUE   |
| FISH                              |                       |         |         |          |                     |         |           |         |
| COD . . . . .                     | -                     | -       | -       | -        | 300                 | \$7     | -         | -       |
| FLOUNDERS, "SOLE" . . . . .       | 300                   | \$23    | -       | -        | 2,600               | 179     | -         | -       |
| GRAYFISH <sup>2/</sup> . . . . .  | 6,500                 | 515     | -       | -        | 16,800              | 1,334   | -         | -       |
| HALIBUT . . . . .                 | -                     | -       | -       | -        | 351,700             | 55,216  | 300       | \$41    |
| LINGCOD . . . . .                 | 2,700                 | 342     | -       | -        | 135,900             | 17,265  | 17,000    | 1,885   |
| ROCKFISHES . . . . .              | 3,100                 | 129     | -       | -        | 34,500              | 1,413   | 11,800    | 431     |
| SABLEFISH . . . . .               | -                     | -       | -       | -        | 138,100             | 12,287  | -         | -       |
| SALMON:                           |                       |         |         |          |                     |         |           |         |
| CHINOOK OR KING . . . . .         | -                     | -       | -       | -        | -                   | -       | 223,900   | 60,229  |
| SILVER OR COHO . . . . .          | -                     | -       | -       | -        | -                   | -       | 163,400   | 24,673  |
| SHARKS:                           |                       |         |         |          |                     |         |           |         |
| SCUPPIN <sup>2/</sup> . . . . .   | 429,600               | 239,740 | -       | -        | 800                 | 465     | 400       | 232     |
| OTHER <sup>2/</sup> . . . . .     | 10,900                | 104     | -       | -        | -                   | -       | -         | -       |
| SMELT, EULACHON . . . . .         | -                     | -       | 531,400 | \$53,143 | -                   | -       | -         | -       |
| STEELHEAD TROUT . . . . .         | -                     | -       | -       | -        | -                   | -       | 100       | 14      |
| STURGEON . . . . .                | 100                   | 5       | -       | -        | 17,400              | 3,350   | -         | -       |
| TUNA:                             |                       |         |         |          |                     |         |           |         |
| ALBACORE . . . . .                | -                     | -       | -       | -        | -                   | -       | 4,553,200 | 815,019 |
| SKIPJACK <sup>3/</sup> . . . . .  | -                     | -       | -       | -        | 1,376,800           | 206,518 | -         | -       |
| YELLOWFIN <sup>3/</sup> . . . . . | -                     | -       | -       | -        | 3,161,800           | 524,861 | -         | -       |
| TOTAL . . . . .                   | 453,200               | 240,858 | 531,400 | 53,143   | 5,236,700           | 822,895 | 4,970,100 | 902,524 |
| GRAND TOTAL                       | 453,200               | 240,858 | 531,400 | 53,143   | 5,236,700           | 822,895 | 4,970,100 | 902,524 |

SEE FOOTNOTES AT END OF TABLE

(CONTINUED ON NEXT PAGE)

PACIFIC COAST STATES FISHERIES

COLUMBIA RIVER DISTRICT OF OREGON: CATCH BY GEAR, 1949<sup>1/</sup> - Continued

| SPECIES                | POUND NETS |         | DIP NETS  |         | OTTER TRAWLS |         | TRAPS     |         |          |         |   |
|------------------------|------------|---------|-----------|---------|--------------|---------|-----------|---------|----------|---------|---|
|                        | POUNDS     | VALUE   | POUNDS    | VALUE   | POUNDS       | VALUE   | CRAB      |         | CRAWFISH |         |   |
|                        |            |         |           |         |              |         | POUNDS    | VALUE   | POUNDS   | VALUE   |   |
| FISH                   |            |         |           |         |              |         |           |         |          |         |   |
| COD                    | -          | -       | -         | -       | 5,100        | \$181   | -         | -       | -        | -       | - |
| FLOUNDERS:             |            |         |           |         |              |         |           |         |          |         |   |
| "SOLE"                 | -          | -       | -         | -       | 7,747,300    | 388,141 | -         | -       | -        | -       | - |
| OTHER                  | 22,500     | \$361   | -         | -       | 258,200      | 7,228   | -         | -       | -        | -       | - |
| GRAYFISH <sup>2/</sup> | -          | -       | -         | -       | 3,247,500    | 274,383 | -         | -       | -        | -       | - |
| LAMPREY                | -          | -       | 369,900   | \$9,248 | -            | -       | -         | -       | -        | -       | - |
| LINGCOD                | -          | -       | -         | -       | 345,000      | 28,807  | 4,400     | \$221   | -        | -       | - |
| ROCKFISHES             | -          | -       | -         | -       | 3,026,100    | 118,019 | -         | -       | -        | -       | - |
| SABLEFISH              | -          | -       | -         | -       | 64,900       | 4,063   | -         | -       | -        | -       | - |
| SALMON:                |            |         |           |         |              |         |           |         |          |         |   |
| CHINOOK OR KING        | 398,500    | 66,543  | 790,100   | 131,950 | -            | -       | -         | -       | -        | -       | - |
| CHUM OR KETA           | 17,300     | 1,386   | -         | -       | -            | -       | -         | -       | -        | -       | - |
| RED OR SOCKEYE         | 900        | 177     | 8,100     | 1,628   | -            | -       | -         | -       | -        | -       | - |
| SILVER OR COHO         | 104,800    | 14,046  | 1,600     | 209     | -            | -       | -         | -       | -        | -       | - |
| SHAD                   | 300        | 23      | 200       | 15      | -            | -       | -         | -       | -        | -       | - |
| SHARKS:                |            |         |           |         |              |         |           |         |          |         |   |
| SOUPFIN <sup>2/</sup>  | -          | -       | -         | -       | 1,400        | 776     | -         | -       | -        | -       | - |
| OTHER <sup>2/</sup>    | -          | -       | -         | -       | 600          | 6       | -         | -       | -        | -       | - |
| SMELT, EULACHON        | -          | -       | 302,500   | 12,101  | -            | -       | -         | -       | -        | -       | - |
| STEELHEAD TROUT        | 126,300    | 17,806  | 210,300   | 29,650  | -            | -       | -         | -       | -        | -       | - |
| STURGEON               | 2,700      | 518     | 19,900    | 3,905   | 3,300        | 263     | -         | -       | -        | -       | - |
| TOTAL                  | 673,400    | 100,864 | 1,702,600 | 188,706 | 14,699,400   | 821,867 | 4,400     | 221     | -        | -       | - |
| SHELLFISH              |            |         |           |         |              |         |           |         |          |         |   |
| CRABS <sup>4/</sup>    | -          | -       | -         | -       | -            | -       | 4,484,100 | 403,569 | -        | -       | - |
| CRAWFISH               | -          | -       | -         | -       | -            | -       | -         | -       | 45,400   | \$9,847 | - |
| FRESH-WATER            | -          | -       | -         | -       | -            | -       | -         | -       | -        | -       | - |
| TOTAL                  | -          | -       | -         | -       | -            | -       | 4,484,100 | 403,569 | 45,400   | 9,847   | - |
| GRAND TOTAL            | 673,400    | 100,864 | 1,702,600 | 188,706 | 14,699,400   | 821,867 | 4,488,500 | 403,790 | 45,400   | 9,847   | - |

- 1/ THE FOLLOWING SPECIES ARE TAKEN OFF THE OREGON AND WASHINGTON COASTS BUT LANDED IN THE COLUMBIA RIVER DISTRICT: COD, SOLE, GRAYFISH, HALIBUT, LINGCOD, ROCKFISHES, SABLEFISH, SHARK, TUNA, CRABS AND SOME OF THE STURGEON, AND MOST OF THE FLOUNDERS AND TROLL CAUGHT SALMON.
- 2/ CAUGHT ALMOST ENTIRELY FOR THE UTILIZATION OF THE LIVERS IN THE EXTRACTION OF VITAMIN OILS. MOST OF THE CARCASSES WERE DISCARDED.
- 3/ CAUGHT IN WATERS OFF CENTRAL AMERICA, BUT SHIPPED TO OREGON AS PRODUCTS OF AMERICAN FISHERIES.
- 4/ THE WEIGHT OF CRABS SHOWN IS BASED ON AN AVERAGE OF 25 POUNDS PER DOZEN.
- NOTE:--THE QUANTITIES SHOWN REPRESENT THE ROUND WEIGHT OF THE CATCH OF FISH AND SHELLFISH. THE POUNDAGE AND VALUE OF THE CATCH SHOWN ABOVE INCLUDES THE FOLLOWING ITEMS OF LIVERS AND VISCERA: COD LIVERS, 55 POUNDS, VALUE \$3; GRAYFISH LIVERS, 392,503 POUNDS, VALUE \$259,051; HALIBUT LIVERS, 4,710 POUNDS, VALUE \$3,533; LINGCOD LIVERS, 8,886 POUNDS, VALUE \$21,149; ROCKFISH LIVERS, 935 POUNDS, VALUE \$374; SABLEFISH LIVERS, 4,448 POUNDS, VALUE \$3,336; SOUPFIN SHARK LIVERS, 51,874 POUNDS, VALUE \$241,213; OTHER SHARK LIVERS, 1,376 POUNDS, VALUE \$110; AND HALIBUT, LINGCOD AND SABLEFISH VISCERA, 25,132 POUNDS, VALUE \$3,493.

COASTAL DISTRICT OF OREGON: OPERATING UNITS, 1949<sup>1/</sup>

| ITEM               | HAUL SEINES | GILL NETS |         |         |               | LINES  |                    |  |
|--------------------|-------------|-----------|---------|---------|---------------|--------|--------------------|--|
|                    |             | SALMON    |         | SHARK   | TRAWL AND SET | TROLL  |                    |  |
|                    |             | DRIFT     | SET     |         |               | SALMON | TUNA <sup>2/</sup> |  |
|                    | NUMBER      | NUMBER    | NUMBER  | NUMBER  | NUMBER        | NUMBER | NUMBER             |  |
| FISHERMEN:         |             |           |         |         |               |        |                    |  |
| ON VESSELS         | -           | -         | -       | 56      | 15            | 304    | 115                |  |
| ON BOATS AND SHORE | 36          | 420       | 143     | 8       | 14            | 331    | 6                  |  |
| TOTAL              | 36          | 420       | 143     | 64      | 29            | 635    | 121                |  |
| VESSELS, MOTOR     | -           | -         | -       | 15      | 5             | 132    | 36                 |  |
| NET TONNAGE        | -           | -         | -       | 262     | 64            | 1,192  | 749                |  |
| BOATS:             |             |           |         |         |               |        |                    |  |
| MOTOR              | 12          | 401       | 104     | 4       | 7             | 255    | 3                  |  |
| OTHER              | 12          | 10        | 37      | -       | -             | -      | -                  |  |
| APPARATUS:         |             |           |         |         |               |        |                    |  |
| NUMBER             | 12          | 411       | 445     | 390     | 350           | 1,812  | 245                |  |
| LENGTH, YARDS      | 2,000       | -         | -       | -       | -             | -      | -                  |  |
| SQUARE YARDS       | -           | 586,000   | 129,000 | 342,000 | -             | -      | -                  |  |
| HOOKS              | -           | -         | -       | -       | 7,000         | 8,150  | 245                |  |

SEE FOOTNOTES AT END OF TABLE

(CONTINUED ON NEXT PAGE)

## PACIFIC COAST STATES FISHERIES

COASTAL DISTRICT OF OREGON: OPERATING UNITS, 1949<sup>1/</sup> - Continued

| ITEM                       | OTTER TRAWLS | TRAPS, CRAB | DREDGES, OYSTER | TONGS AND BY HAND, OYSTER | SHOVELS | TOTAL, EXCLUSIVE OF DUPLICATION |
|----------------------------|--------------|-------------|-----------------|---------------------------|---------|---------------------------------|
|                            | NUMBER       | NUMBER      | NUMBER          | NUMBER                    | NUMBER  | NUMBER                          |
| FISHERMEN:                 |              |             |                 |                           |         |                                 |
| ON VESSELS . . . . .       | 64           | 119         | 3               | -                         | -       | 459                             |
| ON BOATS AND SHORE . . . . | 5            | 155         | 6               | 47                        | 744     | 1,689                           |
| TOTAL . . . . .            | 69           | 274         | 9               | 47                        | 744     | 2,148                           |
| VESSELS, MOTOR:            |              |             |                 |                           |         |                                 |
| NET TONNAGE . . . . .      | 17           | 43          | 1               | -                         | -       | 187                             |
| BOATS:                     | 507          | 487         | 15              | -                         | -       | 2,368                           |
| MOTOR . . . . .            | 2            | 126         | 2               | 6                         | -       | 782                             |
| OTHER . . . . .            | -            | -           | -               | 12                        | -       | 68                              |
| APPARATUS:                 |              |             |                 |                           |         |                                 |
| NUMBER . . . . .           | 19           | 16,400      | 6               | 20                        | 744     | -                               |
| YARDS AT MOUTH . . . . .   | 285          | -           | 12              | -                         | -       | -                               |

<sup>1/</sup> STATISTICS IN THIS TABLE INCLUDE ALL CRAFT OPERATING IN THE STATE MAKING THEIR HOME PORT IN THIS DISTRICT, AND ALL CRAFT OPERATING IN THE STATE WHOSE HOME PORT IS NOT WITHIN THE STATE BUT WHO LANDED THE MAJOR PORTION OF THEIR OREGON CATCH IN THIS DISTRICT.

<sup>2/</sup> INCLUDES ONLY VESSELS THAT TROLLED OR FISHED EXCLUSIVELY FOR TUNA AND DID NOT TROLL FOR SALMON. MANY OF THE SALMON TROLLERS ALSO TROLLED FOR TUNA.

## COASTAL DISTRICT OF OREGON: CATCH BY GEAR, 1949

| SPECIES                          | HAUL SEINES |       | GILL NETS |         |         |        | LINES        |        |
|----------------------------------|-------------|-------|-----------|---------|---------|--------|--------------|--------|
|                                  | POUNDS      | VALUE | SALMON    |         | SHARK   |        | TRAWL OR SET |        |
| FISH                             | POUNDS      | VALUE | POUNDS    | VALUE   | POUNDS  | VALUE  | POUNDS       | VALUE  |
| FLOUNDERS:                       |             |       |           |         |         |        |              |        |
| "SOLE" . . . . .                 | 5,000       | \$225 | -         | -       | 1,900   | \$93   | 3,100        | \$156  |
| OTHER . . . . .                  | 3,800       | 96    | 2,800     | \$69    | -       | -      | 1,000        | 25     |
| GRAYFISH <sup>1/</sup> . . . . . | -           | -     | -         | -       | 3,100   | 248    | 1,600        | 127    |
| HALIBUT . . . . .                | -           | -     | -         | -       | -       | -      | 249,700      | 42,440 |
| HERRING, SEA . . . . .           | 69,400      | 2,776 | -         | -       | -       | -      | -            | -      |
| LINGCOD . . . . .                | -           | -     | -         | -       | 6,900   | 838    | 78,800       | 9,615  |
| PERCH . . . . .                  | 6,700       | 669   | 1,000     | 100     | -       | -      | -            | -      |
| FILCHARD . . . . .               | 9,000       | 234   | -         | -       | -       | -      | -            | -      |
| ROCKFISHES . . . . .             | 74,900      | 2,772 | -         | -       | 2,100   | 76     | -            | -      |
| SABLEFISH . . . . .              | -           | -     | -         | -       | 100     | 8      | 315,200      | 25,848 |
| SALMON:                          |             |       |           |         |         |        |              |        |
| CHINOOK OR KING . . . . .        | -           | -     | 338,600   | 62,643  | -       | -      | -            | -      |
| CHUM OR KETA . . . . .           | -           | -     | 445,000   | 35,600  | -       | -      | -            | -      |
| SILVER OR COHO . . . . .         | -           | -     | 639,500   | 83,133  | -       | -      | -            | -      |
| SHAD . . . . .                   | -           | -     | 1,023,800 | 69,618  | -       | -      | -            | -      |
| SHARKS:                          |             |       |           |         |         |        |              |        |
| SOUPFIN . . . . .                | -           | -     | -         | -       | 103,200 | 57,614 | 800          | 465    |
| OTHER . . . . .                  | -           | -     | -         | -       | -       | -      | 600          | 6      |
| STEELHEAD TROUT . . . . .        | -           | -     | 80,400    | 10,526  | -       | -      | -            | -      |
| STRIPED BASS . . . . .           | -           | -     | 24,800    | 1,786   | -       | -      | -            | -      |
| STURGEON . . . . .               | -           | -     | 1,000     | 114     | -       | -      | -            | -      |
| TOTAL . . . . .                  | 168,800     | 6,772 | 2,556,900 | 263,589 | 117,300 | 58,877 | 650,800      | 78,682 |
| GRAND TOTAL . . . . .            | 168,800     | 6,772 | 2,556,900 | 263,589 | 117,300 | 58,877 | 650,800      | 78,682 |

| SPECIES                          | LINES - CONT'D. |         | OTTER TRAWLS |          | TRAPS, CRAB |       | DREDGES, TONGS, AND BY HAND |       | SHOVELS |       |
|----------------------------------|-----------------|---------|--------------|----------|-------------|-------|-----------------------------|-------|---------|-------|
|                                  | TROLL           |         | POUNDS       | VALUE    | POUNDS      | VALUE | POUNDS                      | VALUE | POUNDS  | VALUE |
| FISH                             | POUNDS          | VALUE   | POUNDS       | VALUE    | POUNDS      | VALUE | POUNDS                      | VALUE | POUNDS  | VALUE |
| FLOUNDERS:                       |                 |         |              |          |             |       |                             |       |         |       |
| "SOLE" . . . . .                 | 100             | \$4     | 1,501,600    | \$73,576 | -           | -     | -                           | -     | -       | -     |
| OTHER . . . . .                  | 200             | 5       | 9,700        | 244      | 100         | \$3   | -                           | -     | -       | -     |
| GRAYFISH <sup>1/</sup> . . . . . | 400             | 33      | 146,800      | 11,631   | -           | -     | -                           | -     | -       | -     |
| HAKE . . . . .                   | -               | -       | 77,400       | 471      | -           | -     | -                           | -     | -       | -     |
| HALIBUT . . . . .                | 7,900           | 1,351   | -            | -        | -           | -     | -                           | -     | -       | -     |
| LINGCOD . . . . .                | 191,200         | 20,361  | 156,200      | 19,061   | 600         | 24    | -                           | -     | -       | -     |
| ROCKFISHES . . . . .             | 51,600          | 1,547   | 1,569,900    | 50,238   | -           | -     | -                           | -     | -       | -     |
| SABLEFISH . . . . .              | -               | -       | 36,200       | 2,249    | -           | -     | -                           | -     | -       | -     |
| SALMON:                          |                 |         |              |          |             |       |                             |       |         |       |
| CHINOOK OR KING . . . . .        | 1,136,900       | 244,427 | -            | -        | -           | -     | -                           | -     | -       | -     |
| SILVER OR COHO . . . . .         | 1,126,700       | 145,678 | -            | -        | -           | -     | -                           | -     | -       | -     |
| SHAD . . . . .                   | -               | -       | 800          | 51       | -           | -     | -                           | -     | -       | -     |
| SHARKS:                          |                 |         |              |          |             |       |                             |       |         |       |
| SOUPFIN . . . . .                | 200             | 93      | 1,700        | 930      | -           | -     | -                           | -     | -       | -     |
| OTHER . . . . .                  | 500             | 5       | 300          | 3        | -           | -     | -                           | -     | -       | -     |

SEE FOOTNOTES AT END OF TABLE

(CONTINUED ON NEXT PAGE)



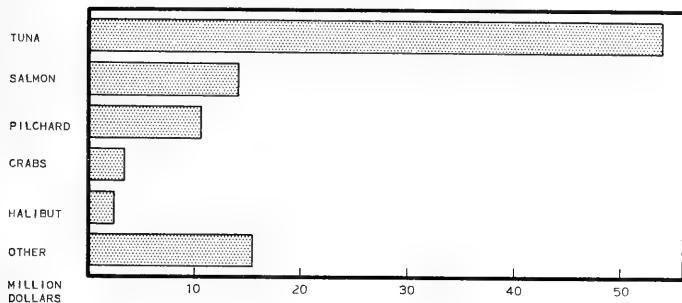
COASTAL DISTRICT OF OREGON: CATCH BY GEAR, 1949 - Continued

| SPECIES                                | LINES - CONT'D.<br>TROLL |           | OTHER TRAWLS |         | TRAPS, CRAB |         | DREDGES, TONGS,<br>AND BY HAND |          | SHOVELS |          |
|--|--------------------------|-----------|--------------|---------|-------------|---------|--------------------------------|----------|---------|----------|
|  | POUNDS                   | VALUE     | POUNDS       | VALUE   | POUNDS      | VALUE   | POUNDS                         | VALUE    | POUNDS  | VALUE    |
| FISH - CONT'D.                         | -                        | -         | 300          | \$16    | -           | -       | -                              | -        | -       | -        |
| STURGEON . . . .                       | -                        | -         | -            | -       | -           | -       | -                              | -        | -       | -        |
| TUNA, ALBACORE:                        | 1,773,800                | \$289,123 | -            | -       | -           | -       | -                              | -        | -       | -        |
| TOTAL . . . . .                        | 4,289,500                | 702,627   | 3,500,900    | 158,470 | 700         | \$27    | -                              | -        | -       | -        |
| SHELLFISH                              |                          |           |              |         |             |         |                                |          |         |          |
| CRABS 2/ . . . . .                     | -                        | -         | -            | -       | 4,862,400   | 432,756 | -                              | -        | -       | -        |
| CLAMS:                                 |                          |           |              |         |             |         |                                |          |         |          |
| RAZOR 3/ . . . . .                     | -                        | -         | -            | -       | -           | -       | -                              | -        | 77,200  | \$48,922 |
| MIXED 4/ . . . . .                     | -                        | -         | -            | -       | -           | -       | -                              | -        | 32,300  | 7,681    |
| OYSTERS, MARKET,<br>PACIFIC 5/ . . . . | -                        | -         | -            | -       | -           | -       | 501,100                        | \$85,904 | -       | -        |
| TOTAL . . . . .                        | -                        | -         | -            | -       | 4,862,400   | 432,756 | 501,100                        | 85,904   | 109,500 | 56,603   |
| GRAND TOTAL                            | 4,289,500                | 702,627   | 3,500,900    | 158,470 | 4,863,100   | 432,783 | 501,100                        | 85,904   | 109,500 | 56,603   |

- 1/ CAUGHT ALMOST ENTIRELY FOR THE UTILIZATION OF THE LIVERS IN THE EXTRACTION OF VITAMIN OILS. MOST OF THE CARCASSES WERE DISCARDED.
- 2/ THE WEIGHT OF CRABS SHOWN IS BASED ON AN AVERAGE OF 25 POUNDS PER DOZEN.
- 3/ THE WEIGHT OF RAZOR CLAMS IS THAT OF EDIBLE MEATS, BASED ON A YIELD OF 42 PERCENT OF THE ROUND WEIGHT.
- 4/ MIXED CLAMS CONSIST PRINCIPALLY OF EASTERN SOFT SHELL CLAMS. THE WEIGHT SHOWN IS THAT OF EDIBLE MEATS, BASED ON A YIELD OF 21 PERCENT OF THE ROUND WEIGHT.
- 5/ THE STATISTICS ON OYSTERS USED IN THIS TABLE ARE BASED ON A YIELD OF 12 PERCENT OF EDIBLE MEATS.

NOTE:--THE QUANTITIES SHOWN REPRESENT THE ROUND WEIGHT OF THE CATCH OF FISH AND SHELLFISH, EXCEPT FOR BIVALVE MOLLUSKS, WHICH ARE REPORTED IN POUNDS OF MEATS. THE POUNDAGE AND VALUE OF THE CATCH SHOWN ABOVE INCLUDES THE FOLLOWING ITEMS OF LIVERS AND VISCERA: GRAYFISH LIVERS, 18,241 POUNDS, VALUE \$11,669; HAKE LIVERS, 2,478 POUNDS, VALUE \$471; HALIBUT LIVERS, 3,448 POUNDS, VALUE \$2,586; LINGCOD LIVERS, 11,659 POUNDS, VALUE \$27,748; ROCKFISH LIVERS, 1,615 POUNDS, VALUE \$646; SABLEFISH LIVERS, 9,205 POUNDS, VALUE \$6,904; SOUPFIN SHARK LIVERS, 12,710 POUNDS, VALUE \$58,961; OTHER SHARK LIVERS, 160 POUNDS, VALUE \$14, AND HALIBUT, LINGCOD AND SABLEFISH VISCERA, 31,971 POUNDS, VALUE \$3,943.

VALUE OF PACIFIC COAST STATES CATCH, 1949



## PACIFIC COAST STATES FISHERIES

## CALIFORNIA

## CATCH BY DISTRICTS, 1949

| SPECIES                              | NORTHERN DISTRICT |           | SAN FRANCISCO DISTRICT |           | MONTEREY DISTRICT |           |
|--------------------------------------|-------------------|-----------|------------------------|-----------|-------------------|-----------|
|                                      | POUNDS            | VALUE     | POUNDS                 | VALUE     | POUNDS            | VALUE     |
| ANCHOVIES . . . . .                  | -                 | -         | 216,500                | \$4,091   | 1,482,700         | \$17,496  |
| CABEZONE . . . . .                   | 100               | \$15      | 4,600                  | 113       | 10,400            | 272       |
| CARP . . . . .                       | 92,200            | 922       | 241,200                | 9,735     | -                 | -         |
| CATFISH . . . . .                    | -                 | -         | 201,700                | 38,566    | -                 | -         |
| FLOUNDERS:                           |                   |           |                        |           |                   |           |
| "CALIFORNIA HALIBUT"                 | -                 | -         | 9,000                  | 1,531     | 97,800            | 19,310    |
| "SOLE" . . . . .                     | 13,830,700        | 578,123   | 4,504,100              | 258,984   | 720,600           | 43,454    |
| OTHER . . . . .                      | 332,000           | 14,673    | 671,500                | 31,824    | 135,400           | 8,474     |
| HALIBUT . . . . .                    | 86,100            | 19,679    | 81,200                 | 13,778    | -                 | -         |
| HARDHEAD . . . . .                   | -                 | -         | 17,400                 | 4,904     | -                 | -         |
| HERRING, SEA . . . . .               | 2,700             | 68        | 274,600                | 6,334     | 100,100           | 761       |
| JACK MACKEREL . . . . .              | -                 | -         | -                      | -         | 4,179,500         | 92,785    |
| KINGFISH . . . . .                   | -                 | -         | 2,300                  | 147       | 210,600           | 11,919    |
| LINCOD . . . . .                     | -                 | -         | 382,600                | 28,504    | 95,200            | 8,084     |
| MACKEREL . . . . .                   | 1,130,400         | 84,210    | 3,000                  | 49        | 233,600           | 4,115     |
| PERCH . . . . .                      | 77,700            | 8,799     | 100,900                | 14,574    | 33,000            | 3,291     |
| PILCHARD . . . . .                   | 14,800            | 522       | 33,879,200             | 577,467   | 262,375,400       | 4,565,331 |
| POMPANO . . . . .                    | -                 | -         | -                      | -         | 62,800            | 20,813    |
| ROCK BASS . . . . .                  | -                 | -         | -                      | -         | 2,600             | 312       |
| ROCKFISHES . . . . .                 | 3,267,000         | 118,269   | 521,100                | 34,756    | 1,347,500         | 101,876   |
| SABLEFISH . . . . .                  | 1,277,700         | 109,312   | 50,800                 | 1,876     | 329,300           | 11,424    |
| SALMON . . . . .                     | 2,601,400         | 617,574   | 3,354,600              | 772,596   | 468,700           | 117,612   |
| SEA BASS, WHITE . . . . .            | 700               | 173       | 8,700                  | 1,933     | 53,100            | 9,020     |
| SHAD . . . . .                       | -                 | -         | 735,800                | 46,983    | -                 | -         |
| SHARKS, INCLUDING GRAYFISH . . . . . | 147,700           | 193,712   | 1/178,900              | 1/512,415 | 608,300           | 11,496    |
| SKATES . . . . .                     | 1,600             | 17        | 77,200                 | 1,158     | 23,400            | 549       |
| SMELT . . . . .                      | 26,400            | 1,855     | 436,700                | 32,971    | 116,700           | 6,479     |
| SWORDFISH . . . . .                  | -                 | -         | 300                    | 90        | 300               | 86        |
| TUNA AND TUNALIKE FISHES:            |                   |           |                        |           |                   |           |
| ALBACORE . . . . .                   | 2,817,500         | 427,697   | 1,505,100              | 231,032   | 5,125,400         | 804,687   |
| BLUEFIN . . . . .                    | -                 | -         | 2/222,700              | 2/36,746  | 2/7,800           | 2/1,714   |
| WHITETAIT . . . . .                  | 211,400           | 19,579    | 29,900                 | 4,043     | 500               | 68        |
| UNCLASSIFIED . . . . .               | 42,100            | 1,730     | 43,300                 | 1,439     | 2,200             | 60        |
| TOTAL . . . . .                      | 25,959,200        | 2,196,929 | 47,754,900             | 2,668,699 | 277,823,100       | 5,861,488 |
| SHELLFISH                            |                   |           |                        |           |                   |           |
| CRABS, DUNGENESS . . . . .           | 7,255,200         | 806,055   | 3,790,300              | 479,082   | 24,300            | 4,008     |
| SHRIMP . . . . .                     | -                 | -         | 800,400                | 47,546    | 4,000             | 1,581     |
| ABALONE . . . . .                    | -                 | -         | 4,300                  | 3,040     | 15,100            | 9,060     |
| CLAMS, HARD . . . . .                | 1,600             | 568       | -                      | -         | 4/1,900           | 2/708     |
| OCTOPUS . . . . .                    | 20,500            | 1,025     | 24,200                 | 1,476     | 25,600            | 3,037     |
| OYSTERS, MARKET:                     |                   |           |                        |           |                   |           |
| EASTERN . . . . .                    | -                 | -         | 6,500                  | 4,654     | -                 | -         |
| PACIFIC . . . . .                    | -                 | -         | 13,400                 | 13,053    | -                 | -         |
| SQUID . . . . .                      | -                 | -         | -                      | -         | 6,816,000         | 181,987   |
| TOTAL . . . . .                      | 7,277,300         | 807,648   | 4,639,100              | 548,851   | 6,886,900         | 200,381   |
| WHALE PRODUCTS                       |                   |           |                        |           |                   |           |
| LIVER . . . . .                      | 28,000            | 8,000     | -                      | -         | -                 | -         |
| MEAL:                                |                   |           |                        |           |                   |           |
| BONE . . . . .                       | 100,000           | 2,500     | -                      | -         | -                 | -         |
| MEAT . . . . .                       | 100,000           | 5,000     | -                      | -         | -                 | -         |
| OIL:                                 |                   |           |                        |           |                   |           |
| WHALE . . . . .                      | 209,600           | 13,975    | -                      | -         | -                 | -         |
| SPERM . . . . .                      | 352,500           | 38,500    | -                      | -         | -                 | -         |
| TOTAL . . . . .                      | 790,100           | 67,975    | -                      | -         | -                 | -         |
| GRAND TOTAL . . . . .                | 34,026,600        | 3,072,552 | 52,394,000             | 3,217,550 | 284,710,000       | 6,061,869 |

| SPECIES              | SAN PEDRO DISTRICT |          |                   |           |           |          |
|----------------------|--------------------|----------|-------------------|-----------|-----------|----------|
|                      | OFF CALIFORNIA     |          | OFF LATIN AMERICA |           | TOTAL     |          |
| FISH                 | POUNDS             | VALUE    | POUNDS            | VALUE     | POUNDS    | VALUE    |
| ANCHOVIES . . . . .  | 1,614,900          | \$34,259 | -                 | -         | 1,614,900 | \$34,259 |
| BARRACUDA . . . . .  | 612,900            | 93,946   | 1,243,800         | \$189,306 | 1,856,700 | 283,252  |
| CABEZONE . . . . .   | 900                | 130      | -                 | -         | 900       | 130      |
| CAJRILLA . . . . .   | -                  | -        | 192,600           | 25,967    | 192,600   | 25,967   |
| CARP . . . . .       | 71,300             | 2,209    | -                 | -         | 71,300    | 2,209    |
| FLOUNDERS:           |                    |          |                   |           |           |          |
| "CALIFORNIA HALIBUT" | 843,900            | 161,023  | 58,200            | 11,439    | 902,100   | 172,462  |
| "SOLE" . . . . .     | 635,600            | 36,948   | 100               | 5         | 635,700   | 36,953   |
| OTHER . . . . .      | 35,000             | 3,258    | -                 | -         | 35,000    | 3,258    |

(CONTINUED ON NEXT PAGE)

CALIFORNIA: CATCH BY DISTRICTS, 1949 - Continued

| SPECIES                              | SAN PEDRO DISTRICT - CONTINUED |            |                   |            |             |            |
|--------------------------------------|--------------------------------|------------|-------------------|------------|-------------|------------|
|                                      | OFF CALIFORNIA                 |            | OFF LATIN AMERICA |            | TOTAL       |            |
|                                      | POUNDS                         | VALUE      | POUNDS            | VALUE      | POUNDS      | VALUE      |
| FISH CONTINUED                       |                                |            |                   |            |             |            |
| FLYINGFISH . . . . .                 | 34,300                         | \$2,652    | -                 | -          | 34,300      | \$2,652    |
| GROUPERS . . . . .                   | -                              | -          | 249,400           | \$44,163   | 249,400     | \$44,163   |
| JACK MACKEREL . . . . .              | 47,044,600                     | 1,017,961  | -                 | -          | 47,044,600  | 1,017,961  |
| KINGFISH . . . . .                   | 533,600                        | 26,582     | -                 | -          | 533,600     | 26,582     |
| LINGCOD . . . . .                    | 36,900                         | 3,736      | 300               | 26         | 37,200      | 3,762      |
| MACKEREL . . . . .                   | 49,084,300                     | 1,260,749  | -                 | -          | 49,084,300  | 1,260,749  |
| MULLET . . . . .                     | 36,200                         | 3,083      | -                 | -          | 36,200      | 3,083      |
| PERCH . . . . .                      | 115,000                        | 21,894     | -                 | -          | 115,000     | 21,894     |
| PILCHARD . . . . .                   | 331,502,300                    | 5,554,263  | -                 | -          | 331,502,300 | 5,554,263  |
| POMPANO . . . . .                    | 26,500                         | 5,086      | -                 | -          | 26,500      | 5,086      |
| ROCK BASS . . . . .                  | 109,900                        | 15,368     | 39,100            | 5,733      | 149,000     | 21,101     |
| ROCKFISHES . . . . .                 | 707,100                        | 67,877     | 1,100             | 99         | 708,200     | 67,976     |
| SABLEFISH . . . . .                  | 80,000                         | 9,126      | -                 | -          | 80,000      | 9,126      |
| SALMON . . . . .                     | 5,000                          | 1,521      | -                 | -          | 5,000       | 1,521      |
| SCULPIN . . . . .                    | 124,800                        | 23,702     | 1,100             | 215        | 125,900     | 23,917     |
| SEA BASS:                            |                                |            |                   |            |             |            |
| BLACK . . . . .                      | 7,800                          | 1,157      | 74,000            | 10,403     | 81,800      | 11,560     |
| WHITE . . . . .                      | 745,400                        | 161,154    | 256,200           | 57,089     | 1,001,600   | 218,243    |
| SHARKS, INCLUDING GRAYFISH . . . . . | 502,500                        | 105,933    | 8,500             | 1,742      | 511,000     | 107,675    |
| SHEEPSHEAD . . . . .                 | 41,400                         | 2,942      | 7,600             | 556        | 49,000      | 3,498      |
| SKATES . . . . .                     | 20,900                         | 1,203      | -                 | -          | 20,900      | 1,203      |
| SMELT . . . . .                      | 119,600                        | 9,371      | -                 | -          | 119,600     | 9,371      |
| SPANISH MACKEREL . . . . .           | -                              | -          | 900               | 86         | 900         | 86         |
| SWORDFISH . . . . .                  | 124,600                        | 55,232     | 9,500             | 4,247      | 134,100     | 59,479     |
| TUNA AND TUNALIKE FISHES:            |                                |            |                   |            |             |            |
| ALBACORE . . . . .                   | 4,023,900                      | 729,881    | 5,712,000         | 1,061,286  | 9,735,900   | 1,791,167  |
| BLUEFIN . . . . .                    | 2,238,500                      | 363,529    | 1,826,700         | 296,654    | 4,065,200   | 660,183    |
| BONITO . . . . .                     | 84,200                         | 8,184      | 1,590,900         | 154,475    | 1,675,100   | 162,659    |
| SKIPJACK OR STRIPED . . . . .        | 15,300                         | 2,232      | 23,910,800        | 3,493,368  | 23,926,100  | 3,495,600  |
| YELLOWFIN . . . . .                  | 4,500                          | 728        | 70,049,800        | 11,390,100 | 70,054,300  | 11,390,828 |
| WHITEFISH . . . . .                  | 10,600                         | 914        | 1,800             | 160        | 12,400      | 1,074      |
| YELLOWTAIL . . . . .                 | 9,400                          | 869        | 5,276,600         | 490,725    | 5,286,000   | 491,594    |
| UNCLASSIFIED . . . . .               | 58,900                         | 6,581      | 1,700             | 201        | 60,600      | 6,782      |
| TOTAL . . . . .                      | 441,262,500                    | 9,795,283  | 110,512,700       | 17,238,045 | 551,775,200 | 27,033,328 |
| SHELLFISH                            |                                |            |                   |            |             |            |
| CRABS, DUNGINESS . . . . .           | 3/46,500                       | 3/5,094    | -                 | -          | 3/46,500    | 3/5,094    |
| LOBSTERS, SPINY . . . . .            | 692,400                        | 222,626    | -                 | -          | 692,400     | 222,626    |
| ABALONE . . . . .                    | 672,900                        | 376,561    | -                 | -          | 672,900     | 376,561    |
| CLAMS, HARD . . . . .                | 300                            | 59         | -                 | -          | 300         | 59         |
| OCTOPUS . . . . .                    | 4,700                          | 424        | -                 | -          | 4,700       | 424        |
| OYSTERS, MARKET, PACIFIC . . . . .   | 14,800                         | 8,691      | -                 | -          | 14,800      | 8,691      |
| SQUID . . . . .                      | 43,100                         | 2,186      | -                 | -          | 43,100      | 2,186      |
| TOTAL . . . . .                      | 1,474,700                      | 615,641    | -                 | -          | 1,474,700   | 615,641    |
| GRAND TOTAL . . . . .                | 442,737,200                    | 10,410,924 | 110,512,700       | 17,238,045 | 553,249,900 | 27,648,969 |

| SPECIES                        | SAN DIEGO DISTRICT |        |                   |          |           |          |
|--------------------------------|--------------------|--------|-------------------|----------|-----------|----------|
|                                | OFF CALIFORNIA     |        | OFF LATIN AMERICA |          | TOTAL     |          |
|                                | POUNDS             | VALUE  | POUNDS            | VALUE    | POUNDS    | VALUE    |
| FISH                           |                    |        |                   |          |           |          |
| ANCHOVIES . . . . .            | 8,200              | \$258  | -                 | -        | 8,200     | \$258    |
| BARRACUDA . . . . .            | 290,700            | 39,829 | 310,300           | \$42,513 | 601,000   | \$82,342 |
| CABRILLA . . . . .             | -                  | -      | 17,500            | 1,825    | 17,500    | 1,825    |
| CARP . . . . .                 | 800                | 80     | -                 | -        | 800       | 80       |
| FLOUNDERS:                     |                    |        |                   |          |           |          |
| "CALIFORNIA HALIBUT" . . . . . | 128,800            | 22,739 | 118,700           | 20,955   | 247,500   | 43,694   |
| "SOLE" . . . . .               | 1,700              | 255    | -                 | -        | 1,700     | 255      |
| GROUPERS . . . . .             | -                  | -      | 41,200            | 5,119    | 41,200    | 5,119    |
| HERRING, SEA . . . . .         | 1,900              | 47     | -                 | -        | 1,900     | 47       |
| JACK MACKEREL . . . . .        | 26,000             | 377    | -                 | -        | 26,000    | 377      |
| KINGFISH . . . . .             | 17,900             | 1,477  | -                 | -        | 17,900    | 1,477    |
| LINGCOD . . . . .              | 8,300              | 853    | 300               | 35       | 8,600     | 888      |
| MACKEREL . . . . .             | 450,200            | 20,979 | -                 | -        | 450,200   | 20,979   |
| MULLET . . . . .               | 35,800             | 2,327  | -                 | -        | 35,800    | 2,327    |
| PILCHARD . . . . .             | 5,703,300          | 59,314 | -                 | -        | 5,703,300 | 59,314   |
| ROCK BASS . . . . .            | 25,600             | 2,752  | 15,100            | 1,625    | 40,700    | 4,377    |
| ROCKFISHES . . . . .           | 80,800             | 7,084  | 13,000            | 1,140    | 93,800    | 8,224    |
| SABLEFISH . . . . .            | 100                | 9      | -                 | -        | 100       | 9        |

(CONTINUED ON NEXT PAGE)

## PACIFIC COAST STATES FISHERIES

## CALIFORNIA: CATCH BY DISTRICTS, 1949 - Continued

| SPECIES                       | SAN DIEGO DISTRICT - CONTINUED |           |                   |            |             |            |
|-------------------------------|--------------------------------|-----------|-------------------|------------|-------------|------------|
|                               | OFF CALIFORNIA                 |           | OFF LATIN AMERICA |            | TOTAL       |            |
| FISH - CONTINUED              | POUNDS                         | VALUE     | POUNDS            | VALUE      | POUNDS      | VALUE      |
| SCULPIN . . . . .             | 22,300                         | \$2,992   | 200               | \$21       | 22,500      | \$3,013    |
| SEA BASS:                     |                                |           |                   |            |             |            |
| BLACK . . . . .               | 9,400                          | 1,330     | 23,200            | 3,270      | 32,600      | 4,600      |
| WHITE . . . . .               | 137,600                        | 24,476    | 207,900           | 36,959     | 345,500     | 61,435     |
| SHARKS, INCLUDING GRAYFISH.   | 97,500                         | 7,432     | 8,100             | 617        | 105,600     | 8,049      |
| SHEEPSHEAD. . . . .           | 7,100                          | 501       | 5,500             | 390        | 12,600      | 891        |
| SKATES. . . . .               | 200                            | 16        | 100               | 10         | 300         | 26         |
| SMELT . . . . .               | 12,600                         | 1,005     | -                 | -          | 12,600      | 1,005      |
| SPANISH MACKEREL . . . . .    | -                              | -         | 2,800             | 222        | 2,800       | 222        |
| SWORDFISH . . . . .           | 16,600                         | 7,279     | 47,100            | 20,572     | 63,700      | 27,851     |
| TUNA AND TUNALIKE FISHES:     |                                |           |                   |            |             |            |
| ALBACORE . . . . .            | 6,984,700                      | 1,374,587 | 17,864,900        | 3,515,823  | 24,849,600  | 4,890,410  |
| BLUEFIN . . . . .             | 27,700                         | 4,151     | 66,000            | 9,908      | 93,700      | 14,059     |
| BONITO . . . . .              | 15,000                         | 1,511     | 139,400           | 14,011     | 154,400     | 15,522     |
| SKIPJACK OR STRIPED . . . . . | 11,400                         | 1,710     | 54,632,900        | 8,156,684  | 54,644,300  | 8,158,394  |
| YELLOWFIN . . . . .           | 5,400                          | 885       | 114,912,600       | 18,799,699 | 114,918,000 | 18,800,584 |
| WHITEFISH . . . . .           | 2,100                          | 160       | 16,700            | 1,289      | 18,800      | 1,449      |
| YELLOWTAIL . . . . .          | 8,300                          | 796       | 2,025,200         | 193,610    | 2,033,500   | 194,406    |
| UNCLASSIFIED. . . . .         | 88,600                         | 8,701     | 5,000             | 496        | 93,600      | 9,197      |
| TOTAL . . . . .               | 14,226,600                     | 1,595,912 | 190,473,700       | 30,826,793 | 204,700,300 | 32,422,705 |
| SHELLFISH                     |                                |           |                   |            |             |            |
| CRABS, ROCK . . . . .         | 600                            | 117       | -                 | -          | 600         | 117        |
| LOBSTERS, SPINY . . . . .     | 141,900                        | 60,699    | -                 | -          | 141,900     | 60,699     |
| ABALONE . . . . .             | 21,300                         | 9,598     | -                 | -          | 21,300      | 9,598      |
| CLAMS, HARD . . . . .         | 4/ 16,600                      | 4/ 10,649 | -                 | -          | 4/ 16,600   | 4/ 10,649  |
| OCTOPUS . . . . .             | 100                            | 11        | -                 | -          | 100         | 11         |
| TOTAL . . . . .               | 180,500                        | 81,074    | -                 | -          | 180,500     | 81,074     |
| GRAND TOTAL . . . . .         | 14,407,100                     | 1,676,986 | 190,473,700       | 30,826,793 | 204,880,800 | 32,503,779 |

1/ INCLUDES 12,200 POUNDS, VALUED AT \$34,899, TAKEN OFF LATIN AMERICA.

2/ TAKEN OFF LATIN AMERICA.

3/ INCLUDES ROCK CRABS.

4/ INCLUDES A SMALL AMOUNT OF MUSSELS.

## CALIFORNIA: CATCH BY WATERS, 1949

| SPECIES                        | OFF CALIFORNIA |            | OFF LATIN AMERICA |           |
|--------------------------------|----------------|------------|-------------------|-----------|
|                                | POUNDS         | VALUE      | POUNDS            | VALUE     |
| FISH                           |                |            |                   |           |
| ANCHOVIES . . . . .            | 3,322,300      | \$56,104   | -                 | -         |
| BARRACUDA . . . . .            | 903,600        | 133,775    | 1,554,100         | \$231,819 |
| CABEZONE . . . . .             | 16,000         | 530        | -                 | -         |
| CABRILLA . . . . .             | -              | -          | 210,100           | 27,792    |
| CARP . . . . .                 | 405,500        | 12,946     | -                 | -         |
| CATFISH . . . . .              | 201,700        | 38,566     | -                 | -         |
| FLOUNDERS:                     |                |            |                   |           |
| "CALIFORNIA HALIBUT" . . . . . | 1,079,500      | 204,603    | 176,900           | 32,394    |
| "SOLE" . . . . .               | 19,692,700     | 917,764    | 100               | 5         |
| OTHER . . . . .                | 1,173,900      | 58,229     | -                 | -         |
| FLYINGFISH . . . . .           | 34,300         | 2,652      | -                 | -         |
| GROUPERS . . . . .             | -              | -          | 290,600           | 49,282    |
| HALIBUT . . . . .              | 167,300        | 33,457     | -                 | -         |
| HARDHEAD . . . . .             | 17,400         | 4,904      | -                 | -         |
| HERRING, SEA . . . . .         | 379,300        | 7,210      | -                 | -         |
| JACK MACKEREL . . . . .        | 51,250,100     | 1,111,123  | -                 | -         |
| KINGFISH . . . . .             | 764,400        | 40,125     | -                 | -         |
| LINGCOD . . . . .              | 1,653,400      | 125,387    | 600               | 61        |
| MACKEREL . . . . .             | 49,771,300     | 1,285,892  | -                 | -         |
| MULLET . . . . .               | 72,000         | 5,410      | -                 | -         |
| PERCH . . . . .                | 326,500        | 48,558     | -                 | -         |
| PILCHARD . . . . .             | 633,475,000    | 10,756,897 | -                 | -         |
| POMPANO . . . . .              | 89,300         | 25,899     | -                 | -         |
| ROCK BASS . . . . .            | 138,100        | 18,432     | 54,200            | 7,358     |
| ROCKFISHES . . . . .           | 5,923,500      | 329,862    | 14,100            | 1,239     |
| SABLEFISH . . . . .            | 1,737,400      | 131,747    | -                 | -         |
| SALMON . . . . .               | 6,429,700      | 1,509,303  | -                 | -         |
| SCULPIN . . . . .              | 147,100        | 26,694     | 1,300             | 236       |
| SEA BASS:                      |                |            |                   |           |
| BLACK . . . . .                | 17,200         | 2,487      | 97,200            | 13,673    |

(CONTINUED ON NEXT PAGE)


PACIFIC COAST STATES FISHERIES

CALIFORNIA: CATCH BY WATERS, 1949 - Continued

| SPECIES   | OFF CALIFORNIA |                     | OFF LATIN AMERICA |            |
|---|----------------|---------------------|-------------------|------------|
|   | POUNDS         | VALUE               | POUNDS            | VALUE      |
| FISH - CONTINUED                                  |                |                     |                   |            |
| SEA BASS, CONTINUED:                              |                |                     |                   |            |
| WHITE . . . . .                                   | 945,500        | \$196,816           | 464,100           | \$94,048   |
| SHAD . . . . .                                    | 735,800        | 46,983              | -                 | -          |
| SHARKS, INCLUDING GRAYFISH . . . . .              | 1,522,200      | 796,089             | 28,800            | 37,258     |
| SHEEPSHEAD . . . . .                              | 48,500         | 3,443               | 13,100            | 946        |
| SKATES . . . . .                                  | 123,300        | 2,943               | 100               | 10         |
| SMELT . . . . .                                   | 712,000        | 51,681 <sup>1</sup> | -                 | -          |
| SPANISH MACKEREL . . . . .                        | -              | -                   | 3,700             | 308        |
| SWORDFISH . . . . .                               | 141,800        | 62,687              | 56,600            | 24,819     |
| TUNA AND TUNALIKE FISHES:                         |                |                     |                   |            |
| ALBACORE . . . . .                                | 20,456,600     | 3,567,884           | 23,576,900        | 4,577,109  |
| BLUEFIN . . . . .                                 | 2,266,200      | 367,680             | 2,123,200         | 345,022    |
| BONITO . . . . .                                  | 99,200         | 9,695               | 1,730,300         | 168,486    |
| SKIPJACK OR STRIPED . . . . .                     | 26,700         | 3,942               | 78,543,700        | 11,650,052 |
| YELLOWFIN . . . . .                               | 9,900          | 1,613               | 184,962,400       | 30,189,799 |
| WHITEBAIT . . . . .                               | 241,800        | 23,690              | -                 | -          |
| WHITEFISH . . . . .                               | 12,700         | 1,074               | 18,500            | 1,449      |
| YELLOWTAIL . . . . .                              | 17,700         | 1,565               | 7,301,800         | 684,335    |
| UNCLASSIFIED . . . . .                            | 235,100        | 18,511              | 6,700             | 697        |
| TOTAL . . . . .                                   | 806,783,600    | 22,044,952          | 301,229,100       | 48,138,197 |
| SHELLFISH   |                |                     |                   |            |
| CRABS, DUNGENESS AND ROCK . . . . .               | 11,116,900     | 1,294,356           | -                 | -          |
| LOBSTERS, SPINY . . . . .                         | 834,300        | 283,325             | -                 | -          |
| SHRIMP . . . . .                                  | 804,400        | 49,127              | -                 | -          |
| ABALONE . . . . .                                 | 713,600        | 398,259             | -                 | -          |
| CLAMS, HARD <sup>1</sup> / <sub>2</sub> . . . . . | 20,400         | 11,984              | -                 | -          |
| OCTOPUS . . . . .                                 | 75,100         | 5,973               | -                 | -          |
| OYSTERS, MARKET:                                  |                |                     |                   |            |
| EASTERN . . . . .                                 | 6,500          | 4,654               | -                 | -          |
| PACIFIC . . . . .                                 | 28,200         | 21,744              | -                 | -          |
| SQUID . . . . .                                   | 6,859,100      | 184,173             | -                 | -          |
| TOTAL . . . . .                                   | 20,458,500     | 2,253,595           | -                 | -          |
| WHALE PRODUCTS                                    |                |                     |                   |            |
| LIVER . . . . .                                   | 28,000         | 8,000               | -                 | -          |
| MEAL:   |                |                     |                   |            |
| BONE . . . . .                                    | 100,000        | 2,500               | -                 | -          |
| MEAT . . . . .                                    | 100,000        | 5,000               | -                 | -          |
| OIL:  |                |                     |                   |            |
| WHALE . . . . .                                   | 209,600        | 13,975              | -                 | -          |
| SPERM . . . . .                                   | 352,500        | 38,500              | -                 | -          |
| TOTAL . . . . .                                   | 790,100        | 67,975              | -                 | -          |
| GRAND TOTAL . . . . .                             | 828,032,200    | 24,366,522          | 301,229,100       | 48,138,197 |

<sup>1</sup>/ INCLUDES A SMALL QUANTITY OF MUSSELS.

NOTE:--COMPLETE DATA ON THE GEAR WERE NOT OBTAINED FOR 1949. INFORMATION ON THE CATCH OF CERTAIN SPECIES BY GEAR CAN BE FOUND IN SECTION 12. THE CATCH BY DISTRICT AND GEAR IS TABULATED IN THAT SECTION FOR PACIFIC MACKEREL, PILCHARD, SALMON, TUNA, AND WHALES.



GILL NET DRYING

## PACIFIC COAST STATES FISHERIES

## LANDINGS BY HALIBUT FLEET AT SEATTLE, WASH.

During 1949, landings of halibut, lingcod, rockfishes, and sablefish at Seattle, Washington, by the United States halibut fleet amounted to 11,623,000 pounds, valued at \$2,157,000 to the fishermen. In addition, a total of 762,841 pounds of assorted fish livers and viscera, valued at \$432,634 was landed by these vessels. The combined landings were 4 percent larger than in 1948. However, the value was 1 percent less than in the previous year.

A summary of the 1949 landings at Seattle by the United States halibut fleet is contained below. The landings represent the dressed weight of the catch, and are not directly comparable with data contained in the sectional and State catch tables. For additional information on the Pacific Coast halibut fishery, the reader is referred to Section 12 of this Digest entitled "Preview of Certain Major Fisheries".

LANDINGS BY HALIBUT FLEET AT SEATTLE BY FISHING GROUNDS, 1949<sup>1/2</sup>

| FISHING GROUNDS                 | TRIPS | HALIBUT   |           |           |           | LINGCOD |        |
|---------------------------------|-------|-----------|-----------|-----------|-----------|---------|--------|
|                                 |       | NO. 1     |           | NO. 2     |           | POUNDS  | VALUE  |
|                                 |       | NUMBER    | POUNDS    | POUNDS    | VALUE     |         |        |
| WEST OF CAPE SPENCER . . . . .  | 154   | 3,574,995 | \$784,443 | 3,252,136 | \$637,739 | 83      | \$4    |
| SOUTH OF CAPE SPENCER . . . . . | 330   | 1,378,131 | 334,964   | 913,933   | 162,146   | 497,111 | 47,550 |
| TOTAL, 1949. . . . .            | 484   | 4,953,126 | 1,119,407 | 4,166,069 | 799,885   | 497,194 | 47,554 |
| TOTAL, 1948. . . . .            | 461   | 4,977,632 | 1,132,984 | 4,102,106 | 746,601   | 491,683 | 53,744 |

| FISHING GROUNDS                 | ROCKFISHES                     |        | SABLEFISH |         | TOTAL      |           |
|---------------------------------|--------------------------------|--------|-----------|---------|------------|-----------|
|                                 | POUNDS                         | VALUE  | POUNDS    | VALUE   | POUNDS     | VALUE     |
|                                 | WEST OF CAPE SPENCER . . . . . | 265    | \$13      | 12,145  | \$802      | 6,839,624 |
| SOUTH OF CAPE SPENCER . . . . . | 196,836                        | 13,111 | 1,797,707 | 176,609 | 4,783,718  | 734,380   |
| TOTAL, 1949. . . . .            | 197,101                        | 13,124 | 1,809,852 | 177,411 | 11,623,342 | 2,157,381 |
| TOTAL, 1948. . . . .            | 229,698                        | 14,387 | 1,372,309 | 227,947 | 11,173,428 | 2,175,663 |

<sup>1/2</sup> IN ADDITION, VESSELS OF THE SEATTLE HALIBUT FLEET LANDED THE FOLLOWING QUANTITIES OF FISH LIVERS AND VISCERA: - GRAYFISH (DOG FISH) LIVERS, 55,300 POUNDS, VALUED AT \$11,060; HALIBUT LIVERS AND VISCERA 472,375 POUNDS, VALUED AT \$264,912; LINGCOD LIVERS AND VISCERA, 45,741 POUNDS, VALUED AT \$49,222; SABLEFISH LIVERS AND VISCERA, 162,887 POUNDS, VALUED AT \$95,922; ROCKFISH LIVERS, 7,644 POUNDS, VALUED AT \$7,644; SOUFPIN SHARK LIVERS, 239 POUNDS, VALUED AT \$1,076; AND MISCELLANEOUS LIVERS AND VISCERA, 18,655 POUNDS, VALUED AT \$2,798 TO FISHERMEN.

LANDINGS BY HALIBUT FLEET AT SEATTLE BY MONTHS, 1949<sup>1/2</sup>

| MONTH                   | TRIPS | HALIBUT   |           |           |           | LINGCOD |          |      |
|-------------------------|-------|-----------|-----------|-----------|-----------|---------|----------|------|
|                         |       | NO. 1     |           | NO. 2     |           | POUNDS  | VALUE    |      |
|                         |       | NUMBER    | POUNDS    | POUNDS    | VALUE     |         |          |      |
| JANUARY . . . . .       | 16    | -         | -         | -         | -         | 132,837 | \$12,476 |      |
| FEBRUARY . . . . .      | 7     | -         | -         | -         | -         | 53,910  | 5,978    |      |
| MARCH . . . . .         | 13    | -         | -         | -         | -         | 65,489  | 7,784    |      |
| APRIL . . . . .         | 9     | -         | -         | -         | -         | 48,947  | 5,429    |      |
| MAY . . . . .           | 83    | 1,773,115 | \$378,726 | 1,045,653 | \$197,637 | 26,926  | 1,512    |      |
| JUNE . . . . .          | 92    | 1,462,982 | 362,600   | 1,275,145 | 256,956   | 11,462  | 540      |      |
| JULY . . . . .          | 97    | 1,524,883 | 320,566   | 1,820,231 | 337,792   | 658     | 33       |      |
| AUGUST . . . . .        | 31    | 38,245    | 11,474    | 2,758     | 816       | 1,312   | 67       |      |
| SEPTEMBER . . . . .     | 48    | 78,448    | 23,571    | 19,918    | 5,975     | 5,568   | 328      |      |
| OCTOBER . . . . .       | 50    | 53,188    | 15,790    | 2,364     | -         | 31,733  | 2,383    |      |
| NOVEMBER . . . . .      | 27    | 22,265    | 6,580     | -         | -         | 37,880  | 2,898    |      |
| DECEMBER . . . . .      | 11    | -         | -         | -         | -         | 79,472  | 8,121    |      |
| TOTAL, 1949 . . . . .   | 484   | 4,953,126 | 1,119,407 | 4,166,069 | 799,885   | 497,194 | 47,554   |      |
| TOTAL, 1948 . . . . .   | 461   | 4,977,632 | 1,132,934 | 4,102,105 | 746,601   | 491,683 | 53,744   |      |
| 1949 COMPARED WITH 1948 |       | +5%       | -1%       | -1%       | +2%       | +7%     | +1%      | -12% |


(CONTINUED ON NEXT PAGE)

LANDINGS BY HALIBUT FLEET AT SEATTLE BY MONTHS, 1949<sup>1/</sup> - Continued

| MONTH                             | ROCKFISHES |         | SABLEFISH |         | TOTAL      |           |
|-----------------------------------|------------|---------|-----------|---------|------------|-----------|
|                                   | POUNDS     | VALUE   | POUNDS    | VALUE   | POUNDS     | VALUE     |
| JANUARY . . . . .                 | 18,831     | \$1,777 | -         | -       | 151,668    | \$14,253  |
| FEBRUARY . . . . .                | 9,732      | 964     | -         | -       | 63,642     | 6,942     |
| MARCH . . . . .                   | 14,804     | 1,605   | 1,614     | \$202   | 81,907     | 9,591     |
| APRIL . . . . .                   | 3,196      | 302     | -         | -       | 52,143     | 5,731     |
| MAY . . . . .                     | 4,118      | 204     | 2,229     | 191     | 2,852,041  | 578,270   |
| JUNE . . . . .                    | 9,114      | 462     | 3,635     | 365     | 2,762,338  | 620,923   |
| JULY . . . . .                    | 1,586      | 80      | 94,613    | 10,417  | 3,441,971  | 668,883   |
| AUGUST . . . . .                  | 23,213     | 1,155   | 401,336   | 41,561  | 466,854    | 55,173    |
| SEPTEMBER . . . . .               | 53,569     | 2,683   | 544,763   | 53,763  | 703,366    | 86,320    |
| OCTOBER . . . . .                 | 38,134     | 1,845   | 508,831   | 48,151  | 634,250    | 68,883    |
| NOVEMBER . . . . .                | 15,722     | 1,796   | 246,647   | 21,963  | 322,514    | 33,337    |
| DECEMBER . . . . .                | 4,932      | 251     | 6,184     | 698     | 90,638     | 3,070     |
| TOTAL, 1949 . . . . .             | 197,101    | 13,124  | 1,809,852 | 177,411 | 11,623,342 | 2,157,381 |
| TOTAL, 1948 . . . . .             | 229,698    | 14,387  | 1,372,309 | 227,947 | 11,173,428 | 2,175,663 |
| 1949 COMPARED WITH 1948 . . . . . | -14%       | -9%     | +32%      | -22%    | +4%        | -1%       |

<sup>1/</sup> IN ADDITION, VESSELS OF THE SEATTLE HALIBUT FLEET LANDED THE FOLLOWING QUANTITIES OF FISH LIVERS AND VISCERA: - GRAYFISH (DOGFISH) LIVERS, 55,300 POUNDS, VALUED AT \$11,060; HALIBUT LIVERS AND VISCERA 472,375 POUNDS, VALUED AT \$264,912; LINGCOD LIVERS AND VISCERA, 45,741 POUNDS, VALUED AT \$49,222; SABLEFISH LIVERS AND VISCERA, 162,887 POUNDS, VALUED AT \$95,922; ROCKFISH LIVERS, 7,644 POUNDS, VALUED AT \$7,644; SOUPFIN SHARK LIVERS, 239 POUNDS, VALUED AT \$1,076; AND MISCELLANEOUS LIVERS AND VISCERA, 18,655 POUNDS, VALUED AT \$2,798 TO THE FISHERMEN.

NOTE: THE 1949 HALIBUT FISHING SEASON OPENED ON MAY 1. GROUNDS SOUTH OF CAPE SPENCER (AREA 2) CLOSED ON JUNE 3, AND GROUNDS WEST OF CAPE SPENCER (AREA 3) CLOSED ON JULY 12, A TOTAL OF 73 FISHING DAYS. IN 1948, THE FISHING SEASON LASTED 72 DAYS AND IN 1947, 109 DAYS.



HALIBUT SCHOONER

## RECEIPTS BY SEATTLE WHOLESALE DEALERS

The total quantity of fresh and frozen fish, shellfish, livers, and viscera received by Seattle wholesale dealers during 1949 from all sources totaled 88,520,910 pounds. This represented an increase of 7 percent compared with the amount received during the previous year.

The waters of Washington and Oregon were again the principal sources of supply, contributing 57 percent of the total receipts. Alaska was second, supplying 26 percent; and British Columbia third, with 16 percent. Other sources supplied the remaining 1 percent.

The following table contains information on the receipts by species, origin, and condition of the various species for 1949. More detailed information on these receipts can be obtained from the daily and monthly reports issued by the Service's Seattle Market News Office.

## FISHERY PRODUCTS RECEIVED BY SEATTLE WHOLESALE DEALERS, 1949

| ITEM   |           |         |  | POUNDS     | VALUE     |
|--|-----------|---------|--|------------|-----------|
| FISH   |           |         |  |            |           |
| CARP, LOCAL . . . . .                          | OTHER     | ROUND   |  | 27,685     | \$1,938   |
| COD, TRUE, LOCAL . . . . .                     | EX-VESSEL | DRESSED |  | 629,487    | 35,251    |
| COD, TRUE, LOCAL . . . . .                     | EX-VESSEL | ROUND   |  | 1,252,650  | 42,590    |
| COD, TRUE, LOCAL . . . . .                     | OTHER     |         |  | 43,815     | 1,972     |
| COD, TRUE, ALASKA, FROZEN . . . . .            | DO        |         |  | 3,050      | 153       |
| TOTAL, COD, TRUE . . . . .                     |           |         |  | 1,929,002  | 79,966    |
| DOLLY VARDEN TROUT, ALASKA, FROZEN . . . . .   | DO        |         |  | 15,235     | 3,139     |
| FLOUNDER, LOCAL . . . . .                      | EX-VESSEL | ROUND   |  | 102,817    | 4,113     |
| FLOUNDER, LOCAL . . . . .                      | OTHER     |         |  | 17,013     | 681       |
| TOTAL FLOUNDER . . . . .                       |           |         |  | 119,830    | 4,794     |
| HALIBUT, LOCAL, NO. 1 . . . . .                | EX-VESSEL | DRESSED |  | 4,953,126  | 1,119,407 |
| HALIBUT, LOCAL, NO. 2 . . . . .                | DO        | DO      |  | 4,166,069  | 799,895   |
| HALIBUT, LOCAL, UNCLASSIFIED . . . . .         | OTHER     |         |  | 413,636    | 86,462    |
| HALIBUT, ALASKA . . . . .                      | DO        |         |  | 13,692     | 2,151     |
| HALIBUT, ALASKA, FROZEN . . . . .              | DO        |         |  | 12,528,461 | 1,976,991 |
| HALIBUT, BRITISH COLUMBIA . . . . .            | DO        |         |  | 615,301    | 97,095    |
| HALIBUT, BRITISH COLUMBIA, FROZEN . . . . .    | DO        |         |  | 1,151,193  | 181,658   |
| TOTAL HALIBUT . . . . .                        |           |         |  | 23,841,538 | 4,263,659 |
| HERRING, LOCAL . . . . .                       | DO        | ROUND   |  | 26,835     | 1,342     |
| HERRING, ALASKA, FROZEN . . . . .              | DO        |         |  | 83,100     | 3,324     |
| HERRING, BRITISH COLUMBIA, FROZEN . . . . .    | DO        |         |  | 82,914     | 3,317     |
| TOTAL HERRING . . . . .                        |           |         |  | 192,849    | 7,993     |
| LINGCOD, LOCAL . . . . .                       | EX-VESSEL | DRESSED |  | 1,775,023  | 134,902   |
| LINGCOD, LOCAL . . . . .                       | DO        | ROUND   |  | 489,579    | 24,479    |
| LINGCOD, LOCAL . . . . .                       | OTHER     |         |  | 444,562    | 28,007    |
| LINGCOD, ALASKA, FROZEN . . . . .              | DO        |         |  | 82,256     | 4,113     |
| LINGCOD, BRITISH COLUMBIA . . . . .            | DO        |         |  | 147,441    | 11,795    |
| LINGCOD, BRITISH COLUMBIA, FROZEN . . . . .    | DO        |         |  | 52,213     | 4,177     |
| TOTAL LINGCOD . . . . .                        |           |         |  | 2,991,074  | 207,473   |
| PERCH, LOCAL . . . . .                         | DO        | ROUND   |  | 116,784    | 13,430    |
| PERCH, BRITISH COLUMBIA . . . . .              | DO        |         |  | 9,777      | 1,003     |
| TOTAL PERCH . . . . .                          |           |         |  | 125,561    | 14,433    |
| PILCHARD, LOCAL . . . . .                      | DO        | DO      |  | 43,271     | 2,710     |
| ROCKFISHES, LOCAL . . . . .                    | EX-VESSEL | DRESSED |  | 194,544    | 10,700    |
| ROCKFISHES, LOCAL . . . . .                    | DO        | ROUND   |  | 7,989,124  | 351,522   |
| ROCKFISHES, LOCAL . . . . .                    | OTHER     |         |  | 151,772    | 8,003     |
| ROCKFISHES, ALASKA, FROZEN . . . . .           | DO        |         |  | 4,076      | 163       |
| ROCKFISHES, BRITISH COLUMBIA . . . . .         | DO        |         |  | 16,020     | 641       |
| ROCKFISHES, BRITISH COLUMBIA, FROZEN . . . . . | DO        |         |  | 900        | 36        |
| TOTAL ROCKFISHES . . . . .                     |           |         |  | 8,366,436  | 371,070   |
| SABLEFISH, LOCAL . . . . .                     | EX-VESSEL | DRESSED |  | 1,884,611  | 186,577   |
| SABLEFISH, LOCAL . . . . .                     | DO        | ROUND   |  | 178,591    | 3,330     |
| SABLEFISH, LOCAL . . . . .                     | OTHER     |         |  | 246,557    | 13,369    |
| SABLEFISH, ALASKA, FROZEN . . . . .            | DO        |         |  | 1,373,242  | 82,395    |
| SABLEFISH, BRITISH COLUMBIA . . . . .          | DO        |         |  | 13,925     | 836       |
| TOTAL SABLEFISH . . . . .                      |           |         |  | 3,696,926  | 297,107   |

(CONTINUED ON NEXT PAGE)



FISHERY PRODUCTS RECEIVED BY SEATTLE WHOLESALE DEALERS, 1949 - Continued

| ITEM  |                 | POUNDS     | VALUE     |
|---|-----------------|------------|-----------|
| FISH - CONTINUED                                    |                 |            |           |
| SALMON:   |                 |            |           |
| CHINOOK, LOCAL, LARGE . . . . .                     | EX-VESSEL DRAWN | 345,335    | \$130,191 |
| CHINOOK, LOCAL, SMALL . . . . .                     | DO DO           | 278,932    | 85,890    |
| CHINOOK, LOCAL, WHITE . . . . .                     | DO DO           | 190,774    | 46,930    |
| CHINOOK, UNCLASSIFIED . . . . .                     | DO ROUND        | 57,981     | 7,364     |
| CHINOOK, UNCLASSIFIED . . . . .                     | OTHER           | 3,153,543  | 834,112   |
| CHINOOK, CALIFORNIA . . . . .                       | DO              | 7,908      | 1,509     |
| CHINOOK, COLUMBIA RIVER . . . . .                   | DO              | 270,328    | 51,362    |
| CHINOOK, ALASKA . . . . .                           | DO              | 244,812    | 59,979    |
| CHINOOK, ALASKA, FROZEN . . . . .                   | DO              | 1,439,465  | 352,669   |
| CHINOOK, BRITISH COLUMBIA . . . . .                 | DO              | 4,127,331  | 994,697   |
| CHINOOK, BRITISH COLUMBIA, FROZEN . . . . .         | DO              | 313,548    | 75,565    |
| TOTAL CHINOOK SALMON . . . . .                      |                 | 10,429,857 | 2,640,248 |
| CHUM:   |                 |            |           |
| CHUM, LOCAL . . . . .                               | EX-VESSEL ROUND | 422,877    | 71,467    |
| CHUM, LOCAL . . . . .                               | OTHER           | 906,631    | 131,452   |
| CHUM, ALASKA, FROZEN . . . . .                      | DO              | 847,720    | 93,249    |
| CHUM, BRITISH COLUMBIA . . . . .                    | DO              | 1,997,987  | 219,779   |
| CHUM, BRITISH COLUMBIA, FROZEN . . . . .            | DO              | 3,567,437  | 392,413   |
| TOTAL CHUM SALMON . . . . .                         |                 | 7,812,652  | 908,375   |
| PINK:   |                 |            |           |
| PINK, LOCAL . . . . .                               | EX-VESSEL ROUND | 433,095    | 43,310    |
| PINK, LOCAL . . . . .                               | OTHER           | 983,609    | 98,361    |
| PINK, ALASKA, FROZEN . . . . .                      | DO              | 372,331    | 29,787    |
| PINK, BRITISH COLUMBIA . . . . .                    | DO              | 184,482    | 14,759    |
| PINK, BRITISH COLUMBIA, FROZEN . . . . .            | DO              | 29,896     | 2,392     |
| TOTAL PINK SALMON . . . . .                         |                 | 2,003,413  | 188,609   |
| SILVER:   |                 |            |           |
| SILVER, LOCAL . . . . .                             | EX-VESSEL DRAWN | 294,402    | 70,951    |
| SILVER, LOCAL . . . . .                             | DO ROUND        | 162,311    | 32,787    |
| SILVER, LOCAL . . . . .                             | OTHER           | 3,110,436  | 688,975   |
| SILVER, LOCAL, FROZEN . . . . .                     | DO              | 45,378     | 10,061    |
| SILVER, ALASKA . . . . .                            | DO              | 245        | 49        |
| SILVER, ALASKA, FROZEN . . . . .                    | DO              | 2,628,504  | 525,701   |
| SILVER, BRITISH COLUMBIA . . . . .                  | DO              | 15,080     | 3,016     |
| SILVER, BRITISH COLUMBIA, FROZEN . . . . .          | DO              | 52,978     | 10,596    |
| TOTAL SILVER SALMON . . . . .                       |                 | 6,309,394  | 1,342,126 |
| SOCKEYE:  |                 |            |           |
| SOCKEYE, LOCAL . . . . .                            | DO ROUND        | 248,399    | 49,680    |
| SOCKEYE, ALASKA, FROZEN . . . . .                   | DO              | 565,895    | 113,179   |
| TOTAL SOCKEYE SALMON . . . . .                      |                 | 814,294    | 162,859   |
| UNCLASSIFIED:                                       |                 |            |           |
| UNCLASSIFIED, ALASKA, FROZEN . . . . .              | DO              | 2,575      | 412       |
| UNCLASSIFIED, BRITISH COLUMBIA, FROZEN . . . . .    | DO              | 33,486     | 5,358     |
| TOTAL UNCLASSIFIED SALMON . . . . .                 |                 | 36,061     | 5,770     |
| TOTAL ALL SALMON . . . . .                          |                 | 27,405,671 | 5,247,987 |
| SHAD:   |                 |            |           |
| SHAD, CALIFORNIA . . . . .                          | DO              | 8,929      | 1,473     |
| SMELT:  |                 |            |           |
| SMELT, EULACHON, LOCAL . . . . .                    | DO DO           | 191,087    | 19,459    |
| SMELT, EULACHON, BRITISH COLUMBIA . . . . .         | DO              | 12,840     | 1,240     |
| SMELT, EULACHON, BRITISH COLUMBIA, FROZEN . . . . . | DO              | 26,830     | 2,009     |
| SMELT, SILVER, LOCAL . . . . .                      | DO DO           | 576,432    | 57,643    |
| TOTAL SMELT . . . . .                               |                 | 801,159    | 79,351    |
| SOLE:   |                 |            |           |
| SOLE, ENGLISH, LOCAL . . . . .                      | EX-VESSEL ROUND | 2,597,024  | 129,851   |
| SOLE, ENGLISH, LOCAL . . . . .                      | OTHER           | 74,825     | 3,745     |
| SOLE, PETRALE, LOCAL . . . . .                      | EX-VESSEL DO    | 2,984,131  | 208,869   |
| SOLE, PETRALE, LOCAL . . . . .                      | OTHER           | 27,858     | 1,929     |
| SOLE, UNCLASSIFIED, LOCAL . . . . .                 | EX-VESSEL DO    | 60,165     | 3,008     |
| SOLE, UNCLASSIFIED, BRITISH COLUMBIA . . . . .      | OTHER           | 27,009     | 1,621     |
| TOTAL SOLE . . . . .                                |                 | 5,770,782  | 349,043   |
| SWORDFISH, JAPAN, FROZEN . . . . .                  | DO              | 56,081     | 11,216    |
| TUNA, ALBACORE, LOCAL . . . . .                     | EX-VESSEL ROUND | 404,056    | 71,922    |

(CONTINUED ON NEXT PAGE)

## PACIFIC COAST STATES FISHERIES

## FISHERY PRODUCTS RECEIVED BY SEATTLE WHOLESALE DEALERS, 1949 - Continued

| ITEM   |           | POUNDS | VALUE      |            |
|--|-----------|--------|------------|------------|
| FISH - CONTINUED   |           |        |            |            |
| TUNA, ALBACORE, LOCAL . . . . .                          | OTHER     | ROUND  | 169,804    | \$30,225   |
| TUNA, ALBACORE, BRITISH COLUMBIA . . . . .               | DO        |        | 111,903    | 18,285     |
| TUNA, ALBACORE, BRITISH COLUMBIA, FROZEN . . . . .       | DO        |        | 174,127    | 28,432     |
| TUNA, ALBACORE, JAPAN, FROZEN . . . . .                  | DO        |        | 438,452    | 64,891     |
| TUNA, BLUEFIN, CALIFORNIA, FROZEN . . . . .              | DO        |        | 7,783      | 1,129      |
| TOTAL TUNA . . . . .                                     |           |        | 1,306,125  | 214,904    |
| FILLETS, SOLE, LOCAL . . . . .                           | DO        |        | 65,361     | 16,340     |
| FILLETS, SOLE, LOCAL, FROZEN . . . . .                   | DO        |        | 37,289     | 3,822      |
| FILLETS, SOLE, BRITISH COLUMBIA . . . . .                | DO        |        | 5,557      | 1,278      |
| FILLETS, SOLE, BRITISH COLUMBIA, FROZEN . . . . .        | DO        |        | 351,952    | 90,949     |
| FILLETS, SOLE, OTHER, LOCAL . . . . .                    | DO        |        | 64,672     | 12,934     |
| FILLETS, SOLE, OTHER, LOCAL, FROZEN . . . . .            | DO        |        | 11,897     | 2,237      |
| FILLETS, SOLE, OTHER, ALASKA, FROZEN . . . . .           | DO        |        | 520        | 104        |
| FILLETS, SOLE, OTHER, BRITISH COLUMBIA, FROZEN . . . . . | DO        |        | 13,850     | 2,770      |
| FILLETS, SOLE, OTHER, BRITISH COLUMBIA, FROZEN . . . . . | DO        |        | 108,964    | 21,793     |
| TOTAL FILLETS . . . . .                                  |           |        | 661,651    | 143,287    |
| UNCLASSIFIED, LOCAL . . . . .                            | EX-VESSEL |        | 4,189      | 419        |
| UNCLASSIFIED, LOCAL, OTHER . . . . .                     | OTHER     |        | 47,455     | 3,796      |
| UNCLASSIFIED, LOCAL, OTHER, FROZEN . . . . .             | DO        |        | 5,415      | 1,218      |
| UNCLASSIFIED, ALASKA, FROZEN . . . . .                   | DO        |        | 3,412      | 171        |
| TOTAL UNCLASSIFIED . . . . .                             |           |        | 60,471     | 5,604      |
| ALL FISH   |           |        |            |            |
| FRESH, LOCAL . . . . .                                   | EX-VESSEL |        | 31,920,793 | 3,621,325  |
| FRESH, LOCAL, OTHER . . . . .                            | OTHER     |        | 11,167,936 | 2,110,580  |
| FRESH, ALASKA . . . . .                                  | DO        |        | 258,749    | 62,189     |
| FRESH, BRITISH COLUMBIA . . . . .                        | DO        |        | 7,297,503  | 1,368,811  |
| FRESH, OTHER SOURCES . . . . .                           | DO        |        | 287,165    | 54,344     |
| TOTAL FRESH . . . . .                                    |           |        | 50,932,146 | 7,217,249  |
| FROZEN, LOCAL . . . . .                                  | DO        |        | 101,568    | 23,388     |
| FROZEN, ALASKA . . . . .                                 | DO        |        | 19,949,842 | 3,185,610  |
| FROZEN, BRITISH COLUMBIA . . . . .                       | DO        |        | 5,942,408  | 808,720    |
| FROZEN, OTHER SOURCES . . . . .                          | DO        |        | 502,316    | 77,236     |
| TOTAL FROZEN . . . . .                                   |           |        | 26,494,134 | 4,034,954  |
| TOTAL FRESH AND FROZEN FISH . . . . .                    |           |        | 77,426,280 | 11,312,203 |
| SHELLFISH (MEATS)  |           |        |            |            |
| CLAMS, BUTTER, LOCAL . . . . .                           |           |        | 27,094     | 7,552      |
| CLAMS, LITTLE NECK, LOCAL . . . . .                      |           |        | 120,465    | 38,308     |
| CLAMS, RAZOR, LOCAL . . . . .                            |           |        | 1,151      | 459        |
| CLAMS, UNCLASSIFIED, ALASKA, FROZEN . . . . .            |           |        | 6,797      | 1,733      |
| CLAMS, UNCLASSIFIED, BRITISH COLUMBIA . . . . .          |           |        | 203,881    | 51,990     |
| TOTAL CLAMS . . . . .                                    |           |        | 352,388    | 102,049    |
| CLAM MEAT, LOCAL . . . . .                               |           |        | 234        | 60         |
| CLAM MEAT, ALASKA, FROZEN . . . . .                      |           |        | 16,524     | 4,247      |
| CLAM MEAT, BRITISH COLUMBIA . . . . .                    |           |        | 39,947     | 10,009     |
| CLAM MEAT, JAPAN, FROZEN . . . . .                       |           |        | 4,000      | 800        |
| TOTAL CLAM MEAT . . . . .                                |           |        | 52,705     | 15,116     |
| CRABS, DUNGNESS, LOCAL, IN SHELL . . . . .               |           |        | 1,126,271  | 132,900    |
| CRABS, BRITISH COLUMBIA . . . . .                        |           |        | 15,120     | 1,823      |
| TOTAL CRABS . . . . .                                    |           |        | 1,141,451  | 134,723    |
| CRAB MEAT, LOCAL . . . . .                               |           |        | 120,368    | 29,905     |
| CRAB MEAT, ALASKA, FROZEN . . . . .                      |           |        | 337,533    | 230,152    |
| TOTAL CRAB MEAT . . . . .                                |           |        | 457,901    | 300,057    |
| LOBSTER, CALIFORNIA . . . . .                            |           |        | 17,741     | 9,758      |
| LOBSTER, MEXICO . . . . .                                |           |        | 54,311     | 29,893     |
| LOBSTER, BRITISH COLUMBIA . . . . .                      |           |        | 7,275      | 4,001      |
| TOTAL LOBSTER . . . . .                                  |           |        | 79,367     | 41,652     |

(CONTINUED ON NEXT PAGE)

## FISHERY PRODUCTS RECEIVED BY SEATTLE WHOLESALE DEALERS, 1949 - Continued

| ITEMS  | POUNDS     | VALUE      |
|--|------------|------------|
| SHELLFISH (MEATS) - CONTINUED                                |            |            |
| OCTOPUS, LOCAL . . . . .                                     | 14,030     | \$561      |
| OYSTERS, EASTERN SHUCKED . . . . .                           | 4,261      | 3,528      |
| OYSTERS, OLYMPIA, LOCAL, SHUCKED . . . . .                   | 13,750     | 31,350     |
| OYSTERS, PACIFIC, LOCAL, SHUCKED . . . . .                   | 1,681,319  | 781,813    |
| TOTAL OYSTERS. . . . .                                       | 1,699,329  | 816,691    |
| SCALLOPS, BAY, LOCAL, SHUCKED. . . . .                       | 7,825      | 4,742      |
| SCALLOPS, BAY, JAPAN, FROZEN . . . . .                       | 5,886      | 2,943      |
| SCALLOPS, BAY, NOVIA SCOTIA, FROZEN. . . . .                 | 40,015     | 22,009     |
| TOTAL SCALLOPS . . . . .                                     | 53,727     | 29,694     |
| SHRIMP, LOCAL. . . . .                                       | 935        | 234        |
| SHRIMP, MEXICO . . . . .                                     | 21,990     | 10,995     |
| SHRIMP, GULF . . . . .                                       | 200        | 100        |
| SHRIMP, GULF, FROZEN . . . . .                               | 4,900      | 2,450      |
| SHRIMP, ALASKA, FROZEN . . . . .                             | 22,500     | 11,250     |
| TOTAL SHRIMP . . . . .                                       | 50,525     | 25,029     |
| SHRIMP MEAT, GULF, FROZEN. . . . .                           | 15,364     | 11,523     |
| SHRIMP MEAT, ALASKA, FROZEN. . . . .                         | 492,972    | 369,729    |
| TOTAL SHRIMP MEAT. . . . .                                   | 508,336    | 381,252    |
| SQUID, LOCAL . . . . .                                       | 615        | 42         |
| SQUID, CALIFORNIA. . . . .                                   | 71,335     | 5,707      |
| TOTAL SQUID. . . . .   | 71,950     | 5,749      |
| ALL SHELLFISH  |            |            |
| FRESH, LOCAL . . . . .                                       | 3,114,056  | 1,097,933  |
| FRESH, BRITISH COLUMBIA. . . . .                             | 265,293    | 67,823     |
| FRESH, OTHER . . . . .                                       | 159,973    | 59,981     |
| TOTAL FRESH. . . . .   | 3,549,227  | 1,225,737  |
| FROZEN, ALASKA . . . . .                                     | 876,325    | 667,111    |
| FROZEN, OTHER. . . . .                                       | 70,156     | 39,725     |
| TOTAL FROZEN . . . . .                                       | 946,492    | 706,836    |
| TOTAL FRESH AND FROZEN SHELLFISH . . . . .                   | 4,495,719  | 1,932,573  |
| ALL FISH AND SHELLFISH                                       |            |            |
| FRESH. . . . .   | 54,481,373 | 8,442,986  |
| FROZEN . . . . .   | 27,440,626 | 4,801,790  |
| TOTAL FRESH AND FROZEN FISH AND SHELLFISH. . . . .           | 81,921,999 | 13,244,776 |
| LIVERS AND VISCERA   |            |            |
| GRAYFISH (DOGFISH), LOCAL. . . . .                           | 1,625,391  |            |
| GRAYFISH (DOGFISH), ALASKA, FROZEN . . . . .                 | 105,958    |            |
| HALIBUT AND VISCERA, ALASKA, FROZEN. . . . .                 | 1,055,212  |            |
| LINGCOD, LOCAL . . . . .                                     | 136,254    |            |
| SABLEFISH AND VISCERA, ALASKA, FROZEN. . . . .               | 254,052    |            |
| SOUPFIN SHARK, LOCAL . . . . .                               | 238,139    |            |
| UNCLASSIFIED, LOCAL. . . . .                                 | 2,543,697  |            |
| UNCLASSIFIED, ALASKA, FROZEN . . . . .                       | 362,100    |            |
| UNCLASSIFIED, BRITISH COLUMBIA, FROZEN . . . . .             | 107,721    |            |
| UNCLASSIFIED, JAPAN, FROZEN. . . . .                         | 95,382     |            |
| UNCLASSIFIED, IMPORTS, OTHER 1/. . . . .                     | 22,945     |            |
| TOTAL LIVERS AND VISCERA . . . . .                           | 6,598,911  |            |
| GRAND TOTAL ALL FISH, SHELLFISH, LIVERS AND VISCERA. . . . . | 83,520,910 |            |

1/ FROM ARGENTINA, PORTUGAL AND GUATEMALA.

SECTION 8.- LAKE FISHERIES <sup>9</sup>

During 1949, the commercial catch of fish and shellfish in the Great Lakes and the International Lakes of Northern Minnesota amounted to 85,692,600 pounds, valued at \$11,458,418 to the fishermen. This represented an increase of 2 percent in quantity but a decrease of 10 percent in value compared with the previous year. In addition, the Canadian catch in these lakes amounted to 29,204,324 pounds. Lake Erie was the leading producer, with United States fishermen taking 34,249,300 pounds and Canadian fishermen, 18,652,500 pounds. Lake Michigan was second in production with 25,573,200 pounds, the entire amount being taken by United States fishermen.

The total 1949 fisheries production in the Great Lakes area was maintained at a normal level and prices for some species held up exceptionally well. However, a marked decrease in demand was reflected in the catch of certain other species. Yellow pike production recorded a substantial increase over the previous year, with good prices prevailing at various periods. Whitefish production was down over 3 million pounds compared with 1948, and the prices paid for this species during the year ranged widely but averaged approximately 34 cents per pound. Herring prices ranged from 2 to 12 cents per pound and maintained an average of approximately 3-1/2 cents per pound. The November and December runs of herring in Lake Michigan and Lake Superior were the most productive, with large quantities of this catch going to fur ranches for animal food. Sucker "mullet" production held up well and prices averaging 4 cents per pound were received during 1949. Large quantities of this species were shipped to the nearby metropolitan areas during certain religious holidays. The catch of lake trout continued to decrease and the 1949 take of this species (3,308,800 pounds) was the smallest since 1913 when continuous records first became available. The consistent decrease in lake trout production is believed to have been at least partially caused by the sea lamprey in the Great Lakes. Extensive studies and practices on methods of lamprey control were carried out by the United States Fish and Wildlife Service in the Great Lakes during 1949.

The most recent data available on operating units employed in the fisheries of the Great Lakes and the International Lakes of Northern Minnesota are for 1940. In that year, 5,142 United States fishermen were employed. If the lakes fisheries have followed the same trend as the fisheries of other areas, it may be assumed that the number of fishermen employed was considerably greater for 1949.


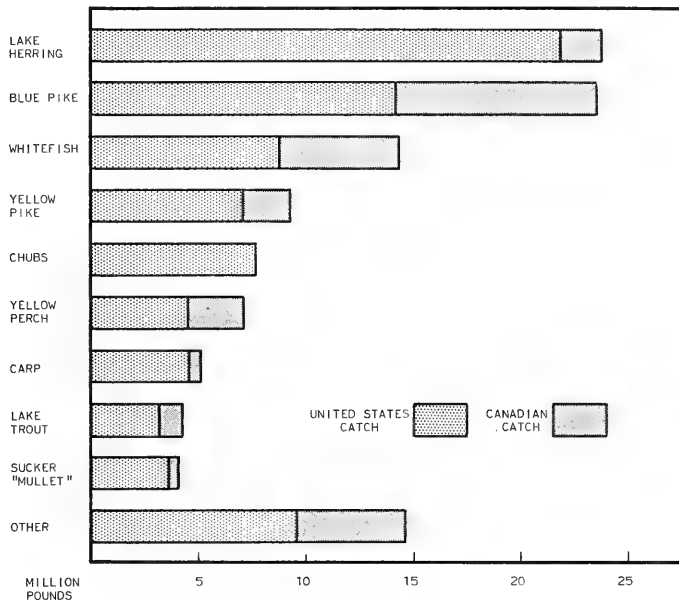
The last complete survey of the fishery transporting, wholesaling, and manufacturing industries was made for 1940. In that year, 33 men were employed on 11 vessels operating in the transporting trade, and 3,030 persons were employed in the wholesale and manufacturing establishments. The latter employees received \$2,842,680 in salaries and wages in 1940. Detailed statistics on these branches of the industry for 1940 can be found in "Fishery Statistics of the United States, 1944" (Statistical Digest No. 16), and in the Digests for the years from 1940 to 1943 inclusive.

---

9 The statistics of the catch were obtained principally from records of the various state agencies and from the Dominion Bureau of Statistics, Ottawa, Canada. In all cases, the statistics collected are for the calendar year. The season opens on May 15 on Rainy and Namakan Lakes and on Lake of the Woods the season opens on June 1. Since 1941, on Lake of the Woods, and since 1947 on Rainy and Namakan Lakes, there has been but one season which ends on December 31. Actually the season ends with the freeze-up, and few, if any, fishermen fish under the ice.

The following tables contain a summary of the United States and Canadian catch in the Great Lakes and International Lakes of Northern Minnesota as well as detailed data on the catch by gear. Condensed summary data on the catch by states of the Lake Fisheries have been previously published in Current Fishery Statistics No. 662. Historical data on the fisheries of the Great Lakes can be found in the Report of the International Board of Inquiry for the Great Lakes, which can be purchased from the Superintendent of Documents, Washington 25, D. C.

UNITED STATES AND CANADA: LAKES CATCH, 1949



GREAT LAKES TRAP NET

## LAKE FISHERIES

## SUMMARY OF UNITED STATES AND CANADIAN CATCH, 1949

| SPECIES                   | LAKE ONTARIO  |           |           | LAKE ERIE     |            |            |
|---------------------------|---------------|-----------|-----------|---------------|------------|------------|
|                           | UNITED STATES | CANADA    | TOTAL     | UNITED STATES | CANADA     | TOTAL      |
|                           | POUNDS        | POUNDS    | POUNDS    | POUNDS        | POUNDS     | POUNDS     |
| BLUE PIKE . . . . .       | 85,700        | 46,300    | 132,000   | 13,999,500    | 9,471,100  | 23,470,600 |
| BOWFIN . . . . .          | (2)           | (1)       | -         | 12,600        | (1)        | 12,600     |
| BUFFALO FISH . . . . .    | -             | (1)       | -         | 5,400         | (1)        | 5,400      |
| BULLHEADS . . . . .       | 87,200        | (1)       | 87,200    | 124,600       | (1)        | 124,600    |
| BURBOT . . . . .          | 300           | 400       | 700       | 304,700       | 189,800    | 494,500    |
| CARP . . . . .            | 20,500        | 136,900   | 157,400   | 2,234,000     | 264,000    | 2,498,000  |
| CATFISH . . . . .         | 500           | 582,600   | 583,100   | 867,200       | 155,500    | 1,022,700  |
| CHUBS . . . . .           | -             | (1)       | -         | -             | (1)        | -          |
| CISCO . . . . .           | 45,900        | (1)       | 45,900    | 88,400        | (1)        | 88,400     |
| EELS . . . . .            | 19,500        | 36,900    | 56,400    | -             | -          | -          |
| GARFISH . . . . .         | (2)           | (1)       | -         | -             | (1)        | -          |
| GIZZARD SHAD . . . . .    | -             | (1)       | -         | 30,000        | (1)        | 30,000     |
| GOLDFISH . . . . .        | -             | (1)       | -         | 170,500       | (1)        | 170,500    |
| LAKE HERRING . . . . .    | -             | 167,600   | 167,600   | -             | 259,800    | 259,800    |
| LAKE TROUT . . . . .      | (2)           | 16,900    | 16,900    | (2)           | 1,000      | 1,000      |
| MOONEYE . . . . .         | -             | (1)       | -         | 7,400         | (1)        | 7,400      |
| PIKE OR PICKEREL (JACKS)  | 5,400         | 20,000    | 25,400    | 10,500        | (1)        | 10,500     |
| QUILLBACK . . . . .       | -             | (1)       | -         | -             | (1)        | -          |
| ROCK BASS . . . . .       | 20,100        | (1)       | 20,100    | 7,600         | (1)        | 7,600      |
| SAUGER . . . . .          | -             | 800       | 800       | 390,100       | 284,700    | 674,800    |
| SHEEPSHEAD . . . . .      | -             | (1)       | -         | 3,084,700     | (1)        | 3,084,700  |
| SMELT . . . . .           | 4,100         | 202,900   | 207,000   | -             | 14,400     | 14,400     |
| STURGEON . . . . .        | 2,500         | 3,100     | 5,600     | 19,200        | 11,000     | 30,200     |
| SUCKER "MULLET" . . . . . | 27,400        | 48,900    | 76,300    | 634,100       | 72,100     | 706,200    |
| SUNFISH . . . . .         | 8,800         | (1)       | 8,800     | -             | (1)        | -          |
| TULLIBEE . . . . .        | -             | 87,800    | 87,800    | -             | 400        | 400        |
| WHITE BASS . . . . .      | 100           | 700       | 800       | 807,200       | 980,600    | 1,787,800  |
| WHITEFISH:                |               |           |           |               |            |            |
| COMMON . . . . .          | 2,400         | 195,200   | 197,600   | 3,478,600     | 3,468,500  | 6,947,100  |
| MENOMINEE . . . . .       | -             | (1)       | -         | -             | (1)        | -          |
| YELLOW PERCH . . . . .    | 18,700        | 121,100   | 139,800   | 2,659,200     | 2,126,700  | 4,785,900  |
| YELLOW PIKE . . . . .     | 1,900         | 33,300    | 35,200    | 5,313,800     | 828,700    | 6,142,500  |
| CRAWFISH . . . . .        | -             | (1)       | -         | -             | (1)        | -          |
| UNCLASSIFIED . . . . .    | -             | 240,700   | 240,700   | -             | 524,200    | 524,200    |
| TOTAL . . . . .           | 351,000       | 1,942,100 | 2,293,100 | 34,249,300    | 18,652,500 | 52,901,800 |

| SPECIES                   | LAKE HURON    |           |           | LAKE MICHIGAN | LAKE SUPERIOR |           |            |
|---------------------------|---------------|-----------|-----------|---------------|---------------|-----------|------------|
|                           | UNITED STATES | CANADA    | TOTAL     | UNITED STATES | UNITED STATES | CANADA    | TOTAL      |
|                           | POUNDS        | POUNDS    | POUNDS    | POUNDS        | POUNDS        | POUNDS    | POUNDS     |
| BLUE PIKE . . . . .       | -             | (1)       | -         | -             | -             | (1)       | -          |
| BOWFIN . . . . .          | 8,300         | (1)       | 8,300     | 1,000         | -             | (1)       | -          |
| BUFFALO FISH . . . . .    | -             | (1)       | -         | 200           | -             | (1)       | -          |
| BULLHEADS . . . . .       | 18,400        | (1)       | 18,400    | 94,700        | -             | (1)       | -          |
| BURBOT . . . . .          | 600           | 85,600    | 86,200    | 27,900        | 6,100         | 23,500    | 29,600     |
| CARP . . . . .            | 952,400       | 58,700    | 1,011,100 | 1,361,200     | (1)           | 100       | 100        |
| CATFISH . . . . .         | 166,700       | 21,100    | 187,800   | 27,400        | -             | (1)       | -          |
| CHUBS . . . . .           | 147,900       | (1)       | 147,900   | 7,421,200     | 162,600       | (1)       | 162,600    |
| CISCO . . . . .           | -             | (1)       | -         | -             | -             | (1)       | -          |
| EELS . . . . .            | -             | (1)       | -         | -             | -             | (1)       | -          |
| GARFISH . . . . .         | -             | (1)       | -         | (1)           | -             | (1)       | -          |
| GIZZARD SHAD . . . . .    | 1,600         | (1)       | 1,600     | -             | -             | (1)       | -          |
| GOLDFISH . . . . .        | -             | (1)       | -         | -             | -             | (1)       | -          |
| LAKE HERRING . . . . .    | 1,951,900     | 158,000   | 2,109,900 | 6,778,300     | 13,204,100    | 1,270,700 | 14,474,800 |
| LAKE TROUT . . . . .      | 900           | 328,400   | 329,300   | 342,100       | 2,965,800     | 1,184,900 | 4,150,700  |
| MOONEYE . . . . .         | 100           | (1)       | 100       | -             | -             | (1)       | -          |
| PIKE OR PICKEREL (JACKS)  | 13,500        | 43,900    | 57,400    | 29,700        | 700           | 3,900     | 4,600      |
| QUILLBACK . . . . .       | -             | (1)       | -         | -             | -             | (1)       | -          |
| ROCK BASS . . . . .       | 12,100        | (1)       | 12,100    | 800           | (1)           | (1)       | -          |
| SAUGER . . . . .          | 300           | 3,000     | 3,300     | 100           | 200           | 15,200    | 15,400     |
| SHEEPSHEAD . . . . .      | 1,900         | (1)       | 1,900     | 41,200        | -             | (1)       | -          |
| SMELT . . . . .           | 11,600        | 1,000     | 12,600    | 1,539,900     | 1,000         | (1)       | 1,000      |
| STURGEON . . . . .        | -             | 12,900    | 12,900    | -             | -             | 500       | 500        |
| SUCKER "MULLET" . . . . . | 1,022,300     | 208,700   | 1,231,000 | 1,810,300     | 63,600        | 62,000    | 125,600    |
| SUNFISH . . . . .         | -             | 345,200   | 345,200   | -             | -             | (1)       | -          |
| TULLIBEE . . . . .        | 400           | 14,700    | 15,100    | -             | -             | 74,200    | 74,200     |
| WHITE BASS . . . . .      | -             | 15,100    | 15,100    | -             | -             | 200       | 200        |
| WHITEFISH:                |               |           |           |               |               |           |            |
| COMMON . . . . .          | 530,200       | 1,268,300 | 1,798,500 | 3,491,900     | 1,283,700     | 251,600   | 1,535,300  |
| MENOMINEE . . . . .       | 21,800        | (1)       | 21,800    | 106,200       | 15,800        | (1)       | 15,800     |
| YELLOW PERCH . . . . .    | 517,600       | 202,500   | 720,100   | 1,377,500     | 300           | 400       | 700        |
| YELLOW PIKE . . . . .     | 200,000       | 466,900   | 666,900   | 1,119,900     | 26,400        | 130,700   | 157,100    |
| CRAWFISH . . . . .        | -             | (1)       | -         | 1,700         | -             | (1)       | -          |
| UNCLASSIFIED . . . . .    | -             | 16,300    | 16,300    | -             | -             | 2,200     | 2,200      |
| TOTAL . . . . .           | 5,580,500     | 3,235,200 | 8,815,700 | 25,573,200    | 17,730,300    | 3,020,100 | 20,750,400 |

SEE FOOTNOTES AT END OF TABLE

(CONTINUED ON NEXT PAGE)

## SUMMARY OF UNITED STATES AND CANADIAN CATCH, 1949 - Continued

| SPECIES                   | NAHAKAN LAKE  |        |        | RAINY LAKE    |         |         |
|---------------------------|---------------|--------|--------|---------------|---------|---------|
|                           | UNITED STATES | CANADA | TOTAL  | UNITED STATES | CANADA  | TOTAL   |
|                           | POUNDS        | POUNDS | POUNDS | POUNDS        | POUNDS  | POUNDS  |
| BLUE PIKE . . . . .       | -             | (1)    | -      | -             | (1)     | -       |
| BOWFIN . . . . .          | -             | (1)    | -      | -             | (1)     | -       |
| BUFFALOFISH . . . . .     | -             | (1)    | -      | -             | (1)     | -       |
| BULLHEADS . . . . .       | -             | (1)    | -      | -             | (1)     | -       |
| BURBOT . . . . .          | 5,100         | (1)    | 5,100  | 37,200        | (1)     | 37,200  |
| CARP . . . . .            | -             | (1)    | -      | -             | (1)     | -       |
| CATFISH . . . . .         | -             | (1)    | -      | -             | (1)     | -       |
| CHUBS . . . . .           | -             | (1)    | -      | -             | (1)     | -       |
| CISCO . . . . .           | -             | (1)    | -      | -             | (1)     | -       |
| EELS . . . . .            | -             | (1)    | -      | -             | (1)     | -       |
| GARFISH . . . . .         | -             | (1)    | -      | -             | (1)     | -       |
| GIZZARD SHAD . . . . .    | -             | (1)    | -      | -             | (1)     | -       |
| GOLDFISH . . . . .        | -             | (1)    | -      | -             | (1)     | -       |
| LAKE HERRING . . . . .    | -             | (1)    | -      | -             | (1)     | -       |
| LAKE TROUT . . . . .      | -             | (1)    | -      | -             | (1)     | -       |
| MOONEYE . . . . .         | -             | (1)    | -      | -             | (1)     | -       |
| PIKE OR PICKEREL (JACKS)  | -             | 2,988  | 2,988  | 19,200        | 128,695 | 147,895 |
| QUILLBACK . . . . .       | -             | (1)    | -      | (1)           | -       | -       |
| ROCK BASS . . . . .       | -             | (1)    | -      | -             | (1)     | -       |
| SAUGER . . . . .          | -             | (1)    | -      | -             | (1)     | -       |
| SHEEPSHEAD . . . . .      | -             | (1)    | -      | -             | (1)     | -       |
| SMELT . . . . .           | -             | (1)    | -      | -             | (1)     | -       |
| STURGEON . . . . .        | -             | 504    | 504    | -             | 684     | 684     |
| SUCKER "MULLET" . . . . . | 5,200         | (1)    | 5,200  | 41,300        | (1)     | 41,300  |
| SUNFISH . . . . .         | -             | (1)    | -      | -             | (1)     | -       |
| TULLIBEE . . . . .        | 12,900        | 5,200  | 18,100 | 25,100        | 71,624  | 96,724  |
| WHITE BASS . . . . .      | -             | (1)    | -      | -             | (1)     | -       |
| WHITEFISH:                |               |        |        |               |         |         |
| COMMON . . . . .          | 7,600         | 2,251  | 9,851  | 40,300        | 73,649  | 114,149 |
| MENOMINEE . . . . .       | -             | (1)    | -      | -             | (1)     | -       |
| YELLOW PERCH . . . . .    | -             | (1)    | -      | 200           | 2,670   | 2,870   |
| YELLOW PIKE . . . . .     | -             | 1,490  | 1,490  | 34,500        | 160,414 | 194,914 |
| CRAWFISH . . . . .        | -             | (1)    | -      | -             | (1)     | -       |
| UNCLASSIFIED . . . . .    | -             | 5,000  | 5,000  | -             | 176,377 | 176,377 |
| TOTAL . . . . .           | 30,800        | 17,433 | 48,233 | 197,800       | 614,313 | 812,113 |

| SPECIES                   | LAKE OF THE WOODS |           |           | TOTAL, ALL LAKES |            |             |
|---------------------------|-------------------|-----------|-----------|------------------|------------|-------------|
|                           | UNITED STATES     | CANADA    | TOTAL     | UNITED STATES    | CANADA     | TOTAL       |
|                           | POUNDS            | POUNDS    | POUNDS    | POUNDS           | POUNDS     | POUNDS      |
| BLUE PIKE . . . . .       | -                 | (1)       | -         | 14,085,200       | 9,317,400  | 23,602,600  |
| BOWFIN . . . . .          | -                 | (1)       | -         | 21,900           | (1)        | 21,900      |
| BUFFALOFISH . . . . .     | -                 | (1)       | -         | 5,600            | (1)        | 5,600       |
| BULLHEADS . . . . .       | 28,900            | (1)       | 29,900    | 353,800          | (1)        | 353,800     |
| BURBOT . . . . .          | 458,800           | (1)       | 458,800   | 840,700          | 299,300    | 1,140,000   |
| CARP . . . . .            | -                 | 88        | 88        | 4,568,100        | 459,788    | 5,027,888   |
| CATFISH . . . . .         | -                 | 31,577    | 31,577    | 1,061,800        | 790,777    | 1,852,577   |
| CHUBS . . . . .           | -                 | (1)       | -         | 7,731,700        | (1)        | 7,731,700   |
| CISCO . . . . .           | -                 | (1)       | -         | 134,300          | (1)        | 134,300     |
| EELS . . . . .            | -                 | (1)       | -         | 19,500           | 36,900     | 56,400      |
| GARFISH . . . . .         | -                 | (1)       | -         | (2)              | (1)        | -           |
| GIZZARD SHAD . . . . .    | -                 | (1)       | -         | 31,600           | (1)        | 31,600      |
| GOLDFISH . . . . .        | -                 | (1)       | -         | 170,500          | (1)        | 170,500     |
| LAKE HERRING . . . . .    | -                 | (1)       | -         | 21,934,300       | 1,856,100  | 23,790,400  |
| LAKE TROUT . . . . .      | -                 | 2,228     | 2,228     | 3,308,800        | 1,533,428  | 4,842,228   |
| MOONEYE . . . . .         | -                 | (1)       | -         | 7,500            | (1)        | 7,500       |
| PIKE OR PICKEREL (JACKS)  | 86,700            | 387,300   | 474,000   | 165,700          | 586,783    | 752,483     |
| QUILLBACK . . . . .       | 2,100             | (1)       | 2,100     | 2,100            | (1)        | 2,100       |
| ROCK BASS . . . . .       | -                 | (1)       | -         | 40,600           | (1)        | 40,600      |
| SAUGER . . . . .          | 116,900           | (1)       | 116,900   | 507,600          | 303,700    | 811,300     |
| SHEEPSHEAD . . . . .      | -                 | (1)       | -         | 3,127,800        | (1)        | 3,127,800   |
| SMELT . . . . .           | -                 | (1)       | -         | 1,556,600        | 219,300    | 1,774,900   |
| STURGEON . . . . .        | -                 | (1)       | -         | 21,700           | 28,688     | 50,388      |
| SUCKER "MULLET" . . . . . | 71,400            | (1)       | 71,400    | 3,675,600        | 391,700    | 4,067,300   |
| SUNFISH . . . . .         | -                 | (1)       | -         | 8,800            | (1)        | 8,800       |
| TULLIBEE . . . . .        | 771,600           | 17,767    | 789,367   | 809,600          | 602,191    | 1,411,791   |
| WHITE BASS . . . . .      | -                 | (1)       | -         | 807,700          | 996,200    | 1,803,900   |
| WHITEFISH:                |                   |           |           |                  |            |             |
| COMMON . . . . .          | 2,400             | 218,670   | 221,070   | 8,837,100        | 5,478,370  | 14,315,470  |
| MENOMINEE . . . . .       | -                 | (1)       | -         | 143,600          | (1)        | 143,600     |
| YELLOW PERCH . . . . .    | 21,700            | 12,857    | 34,257    | 4,595,200        | 2,465,927  | 7,061,127   |
| YELLOW PIKE . . . . .     | 419,200           | 751,769   | 1,170,969 | 7,115,700        | 2,373,273  | 9,488,973   |
| CRAWFISH . . . . .        | -                 | (1)       | -         | 1,700            | (1)        | 1,700       |
| UNCLASSIFIED . . . . .    | -                 | 300,722   | 300,722   | -                | 1,265,499  | 1,265,499   |
| TOTAL . . . . .           | 1,979,700         | 1,722,678 | 3,702,378 | 85,692,600       | 29,204,324 | 114,896,924 |

1/ WHERE THERE IS A CANADIAN CATCH OF THESE SPECIES, IT IS SHOWN UNDER "UNCLASSIFIED".  
2/ LESS THAN 50 POUNDS.

## LAKE FISHERIES

## UNITED STATES: CATCH BY STATES, 1949

| SPECIES                            | NEW YORK  |          | PENNSYLVANIA |           | OHIO       |             |
|------------------------------------|-----------|----------|--------------|-----------|------------|-------------|
|                                    | POUNDS    | VALUE    | POUNDS       | VALUE     | POUNDS     | VALUE       |
| BLUE PIKE . . . . .                | 990,300   | \$94,536 | 2,479,100    | \$210,258 | 10,615,800 | \$1,263,190 |
| BOWFIN . . . . .                   | (1)       | 1        | -            | -         | 4,400      | 133         |
| BUFFALO FISH . . . . .             | -         | -        | -            | -         | 5,400      | 856         |
| BULLHEADS . . . . .                | 87,200    | 16,241   | -            | -         | 84,800     | 10,175      |
| BURBOT . . . . .                   | 4,700     | 106      | 1,400        | 73        | 298,800    | 17,611      |
| CARP . . . . .                     | 20,500    | 414      | 900          | 19        | 1,677,700  | 50,675      |
| CATFISH . . . . .                  | 1,300     | 134      | 100          | 6         | 839,100    | 150,693     |
| CISCO . . . . .                    | 49,406    | 9,406    | 27,600       | 8,258     | 57,300     | 19,079      |
| EELS . . . . .                     | 19,500    | 1,731    | -            | -         | -          | -           |
| GARFISH . . . . .                  | (1)       | 1        | -            | -         | -          | -           |
| GIZZARD SHAD . . . . .             | -         | -        | -            | -         | 30,000     | 900         |
| GOLDFISH . . . . .                 | -         | -        | -            | -         | 170,500    | 8,526       |
| LAKE TROUT . . . . .               | (1)       | 5        | -            | -         | (1)        | 4           |
| MOONEYE . . . . .                  | -         | -        | -            | -         | 7,300      | 362         |
| PIKE OR PICKEREL (JACKS) . . . . . | 5,400     | 523      | -            | -         | 3,800      | 489         |
| ROCK BASS . . . . .                | 20,100    | 986      | -            | -         | -          | -           |
| SAUGER . . . . .                   | -         | -        | -            | -         | 378,800    | 48,563      |
| SHEEPSHEAD . . . . .               | -         | -        | 9,100        | 1,700     | 3,010,800  | 120,433     |
| SMELT . . . . .                    | 4,100     | 606      | -            | -         | -          | -           |
| STURGEON . . . . .                 | 2,500     | 2,147    | (1)          | 18        | 19,200     | 19,517      |
| SUCKER "MULLET" . . . . .          | 33,500    | 1,913    | 5,600        | 165       | 585,200    | 11,781      |
| SUNFISH . . . . .                  | 8,800     | 663      | -            | -         | -          | -           |
| WHITE BASS . . . . .               | 4,800     | 422      | 49,500       | 4,201     | 723,900    | 93,597      |
| WHITEFISH, COMMON . . . . .        | 1,015,200 | 268,444  | 1,728,400    | 472,642   | 737,400    | 253,595     |
| YELLOW PERCH . . . . .             | 29,900    | 3,142    | 108,300      | 11,082    | 2,507,600  | 362,829     |
| YELLOW PIKE . . . . .              | 7,500     | 1,502    | 26,000       | 4,111     | 4,924,300  | 1,030,806   |
| TOTAL . . . . .                    | 2,304,700 | 402,923  | 4,436,000    | 712,532   | 26,682,100 | 3,464,034   |

| SPECIES                            | MICHIGAN   |           | INDIANA |       | ILLINOIS  |           |
|------------------------------------|------------|-----------|---------|-------|-----------|-----------|
|                                    | POUNDS     | VALUE     | POUNDS  | VALUE | POUNDS    | VALUE     |
| BOWFIN . . . . .                   | 16,500     | \$529     | -       | -     | -         | -         |
| BUFFALO FISH . . . . .             | -          | -         | 200     | \$33  | -         | -         |
| BULLHEADS . . . . .                | 71,500     | 7,079     | -       | -     | -         | -         |
| BURBOT . . . . .                   | 5,000      | 276       | -       | -     | -         | -         |
| CARP . . . . .                     | 1,545,600  | 47,701    | 2,000   | 56    | -         | -         |
| CATFISH . . . . .                  | 195,100    | 44,255    | -       | -     | -         | -         |
| CHUBS . . . . .                    | 2,575,500  | 470,762   | -       | -     | 1,299,300 | \$246,870 |
| GIZZARD SHAD . . . . .             | 1,600      | 30        | -       | -     | -         | -         |
| LAKE HERRING . . . . .             | 8,470,900  | 299,184   | 19,200  | 713   | 25,100    | 1,760     |
| LAKE TROUT . . . . .               | 2,405,300  | 949,647   | -       | -     | 3,700     | 1,394     |
| MOONEYE . . . . .                  | 200        | 8         | -       | -     | -         | -         |
| PIKE OR PICKEREL (JACKS) . . . . . | 38,100     | 4,692     | 200     | 21    | -         | -         |
| ROCK BASS . . . . .                | 20,500     | 2,415     | -       | -     | -         | -         |
| SAUGER . . . . .                   | 11,900     | 1,781     | -       | -     | -         | -         |
| SHEEPSHEAD . . . . .               | 74,900     | 2,112     | -       | -     | -         | -         |
| SMELT . . . . .                    | 1,062,900  | 99,272    | 600     | 55    | -         | -         |
| SUCKER "MULLET" . . . . .          | 2,273,500  | 104,918   | 1,500   | 69    | -         | -         |
| WHITE BASS . . . . .               | 29,500     | 3,342     | -       | -     | -         | -         |
| WHITEFISH:<br>COMMON . . . . .     | 4,040,700  | 1,503,550 | 400     | 158   | 200       | 68        |
| MENOMINEE . . . . .                | 130,500    | 24,476    | -       | -     | -         | -         |
| YELLOW PERCH . . . . .             | 928,500    | 134,261   | 6,300   | 954   | 168,300   | 35,844    |
| YELLOW PIKE . . . . .              | 1,635,700  | 414,109   | -       | -     | -         | -         |
| TOTAL . . . . .                    | 25,533,900 | 4,116,399 | 30,400  | 2,059 | 1,499,600 | 285,936   |

| SPECIES                | WISCONSIN |         | MINNESOTA |         | TOTAL      |             |
|------------------------|-----------|---------|-----------|---------|------------|-------------|
|                        | POUNDS    | VALUE   | POUNDS    | VALUE   | POUNDS     | VALUE       |
| BLUE PIKE . . . . .    | -         | -       | -         | -       | 14,085,200 | \$1,567,964 |
| BOWFIN . . . . .       | 1,000     | \$35    | -         | -       | 21,900     | 696         |
| BUFFALO FISH . . . . . | -         | -       | -         | -       | 5,600      | 889         |
| BULLHEADS . . . . .    | 81,400    | 11,393  | 28,900    | \$4,630 | 353,800    | 49,518      |
| BURBOT . . . . .       | 27,600    | 551     | 503,200   | 5,810   | 840,700    | 24,647      |
| CARP . . . . .         | 1,321,400 | 52,856  | -         | -       | 4,568,100  | 151,720     |
| CATFISH . . . . .      | 26,200    | 5,765   | -         | -       | 1,061,800  | 200,853     |
| CHUBS . . . . .        | 3,803,200 | 565,634 | 53,700    | 10,730  | 7,731,700  | 1,294,196   |
| CISCO . . . . .        | -         | -       | -         | -       | 134,300    | 36,743      |
| EELS . . . . .         | -         | -       | -         | -       | 19,500     | 1,731       |
| GARFISH . . . . .      | (1)       | (1)     | -         | -       | (1)        | 1           |
| GIZZARD SHAD . . . . . | -         | -       | -         | -       | 31,600     | 930         |

SEE FOOTNOTE AT END OF TABLE

(CONTINUED ON NEXT PAGE)



# LAKE FISHERIES

221

## UNITED STATES: CATCH BY STATES, 1949 - Continued

| SPECIES                            | WISCONSIN         |                  | MINNESOTA        |                | TOTAL             |                   |
|------------------------------------|-------------------|------------------|------------------|----------------|-------------------|-------------------|
|                                    | POUNDS            | VALUE            | POUNDS           | VALUE          | POUNDS            | VALUE             |
| GOLDFISH . . . . .                 | -                 | -                | -                | -              | 170,500           | \$8,526           |
| LAKE HERRING . . . . .             | 9,365,200         | \$324,326        | 4,053,900        | \$162,160      | 21,924,300        | 769,143           |
| LAKE TROUT . . . . .               | 629,400           | 304,967          | 270,400          | 98,663         | 3,308,800         | 1,354,680         |
| MOONEYE . . . . .                  | -                 | -                | -                | -              | 7,500             | 370               |
| PIKE OR PICKEREL (JACKS) . . . . . | 12,300            | 1,231            | 105,900          | 7,990          | 165,700           | 14,946            |
| QUILLBACK . . . . .                | -                 | -                | 2,100            | 40             | 2,100             | 40                |
| ROCK BASS . . . . .                | -                 | -                | -                | -              | 40,600            | 3,401             |
| SAUGER . . . . .                   | -                 | -                | 116,900          | 9,350          | 507,600           | 59,694            |
| SHEEPSHEAD . . . . .               | 33,000            | 3,301            | -                | -              | 3,127,800         | 127,546           |
| SMELT . . . . .                    | 489,000           | 48,699           | -                | -              | 1,556,600         | 148,832           |
| STURGEON . . . . .                 | -                 | -                | -                | -              | 21,700            | 21,682            |
| SUCKER "MULLET" . . . . .          | 657,900           | 32,895           | 118,400          | 2,417          | 3,675,600         | 156,158           |
| SUNFISH . . . . .                  | -                 | -                | -                | -              | 8,600             | 663               |
| TULLIBEE . . . . .                 | -                 | -                | 809,600          | 47,440         | 809,600           | 47,440            |
| WHITE BASS . . . . .               | -                 | -                | -                | -              | 807,700           | 101,562           |
| WHITEFISH:                         |                   |                  |                  |                |                   |                   |
| COMMON . . . . .                   | 1,251,200         | 524,440          | 63,600           | 16,700         | 8,837,100         | 3,039,597         |
| MENOMINEE . . . . .                | 12,400            | 1,242            | 900              | 170            | 143,800           | 25,888            |
| YELLOW PERCH . . . . .             | 824,400           | 123,667          | 21,900           | 2,850          | 4,595,200         | 674,629           |
| YELLOW PIKE . . . . .              | 68,500            | 17,123           | 453,700          | 86,540         | 7,115,700         | 1,554,191         |
| CRAWFISH . . . . .                 | 1,700             | 520              | -                | -              | 1,700             | 520               |
| <b>TOTAL . . . . .</b>             | <b>18,605,800</b> | <b>2,019,045</b> | <b>6,603,100</b> | <b>455,490</b> | <b>85,692,600</b> | <b>11,458,418</b> |

1/ LESS THAN 50 POUNDS OR 50 CENTS.

## UNITED STATES: CATCH BY LAKES, 1949

| SPECIES                            | LAKE ONTARIO   |               | LAKE ERIE        |                |                  |                |
|------------------------------------|----------------|---------------|------------------|----------------|------------------|----------------|
|                                    |                |               | NEW YORK         |                | PENNSYLVANIA     |                |
|                                    | POUNDS         | VALUE         | POUNDS           | VALUE          | POUNDS           | VALUE          |
| BLUE PIKE . . . . .                | 85,700         | \$16,351      | 904,600          | \$78,185       | 2,479,100        | \$210,258      |
| BOWFIN . . . . .                   | (1)            | 1             | -                | -              | -                | -              |
| BULLHEADS . . . . .                | 87,200         | 16,241        | -                | -              | -                | -              |
| BURBOT . . . . .                   | 300            | 5             | 4,400            | 101            | 1,400            | 73             |
| CARP . . . . .                     | 20,500         | 414           | (1)              | (1)            | 900              | 18             |
| CATFISH . . . . .                  | 500            | 49            | 800              | 85             | 100              | 6              |
| CISCO . . . . .                    | 45,900         | 8,351         | 3,500            | 1,055          | 27,600           | 8,258          |
| EELS . . . . .                     | 19,500         | 1,731         | -                | -              | -                | -              |
| GARFISH . . . . .                  | (1)            | 1             | -                | -              | -                | -              |
| LAKE TROUT . . . . .               | (1)            | 5             | -                | -              | -                | -              |
| PIKE OR PICKEREL (JACKS) . . . . . | 5,400          | 523           | -                | -              | -                | -              |
| ROCK BASS . . . . .                | 20,100         | 986           | -                | -              | -                | -              |
| SHEEPSHEAD . . . . .               | -              | -             | -                | -              | 9,100            | 1,700          |
| SMELT . . . . .                    | 4,100          | 606           | -                | -              | -                | -              |
| STURGEON . . . . .                 | 2,500          | 2,109         | (1)              | 38             | (1)              | 18             |
| SUCKER "MULLET" . . . . .          | 27,400         | 1,738         | 6,100            | 175            | 5,600            | 165            |
| SUNFISH . . . . .                  | 8,800          | 663           | -                | -              | -                | -              |
| WHITE BASS . . . . .               | 100            | 5             | 4,700            | 417            | 49,500           | 4,201          |
| WHITEFISH, COMMON . . . . .        | 2,400          | 1,133         | 1,012,800        | 267,311        | 1,728,400        | 472,642        |
| YELLOW PERCH . . . . .             | 18,700         | 1,894         | 11,200           | 1,248          | 108,300          | 11,082         |
| YELLOW PIKE . . . . .              | 1,900          | 462           | 5,600            | 1,040          | 26,000           | 4,111          |
| <b>TOTAL . . . . .</b>             | <b>351,000</b> | <b>53,268</b> | <b>1,953,700</b> | <b>349,655</b> | <b>4,436,000</b> | <b>712,532</b> |

| SPECIES                | LAKE ERIE - CONTINUED |             |          |        |            |             |
|------------------------|-----------------------|-------------|----------|--------|------------|-------------|
|                        | OHIO                  |             | MICHIGAN |        | TOTAL      |             |
|                        | POUNDS                | VALUE       | POUNDS   | VALUE  | POUNDS     | VALUE       |
| BLUE PIKE . . . . .    | 10,615,800            | \$1,263,190 | -        | -      | 13,999,500 | \$1,551,633 |
| BOWFIN . . . . .       | 4,400                 | 133         | 8,200    | \$284  | 12,600     | 417         |
| BUFFALO FISH . . . . . | 5,400                 | 856         | -        | -      | 5,400      | 856         |
| BULLHEADS . . . . .    | 84,800                | 10,175      | 39,800   | 4,247  | 124,600    | 14,422      |
| BURBOT . . . . .       | 298,800               | 17,831      | 100      | 3      | 304,700    | 18,008      |
| CARP . . . . .         | 1,677,700             | 50,675      | 555,400  | 17,226 | 2,234,000  | 67,919      |
| CATFISH . . . . .      | 839,100               | 150,693     | 27,200   | 4,274  | 867,200    | 155,058     |
| CISCO . . . . .        | 57,300                | 19,079      | -        | -      | 88,400     | 28,392      |
| GIZZARD SHAD . . . . . | 30,000                | 900         | -        | -      | 30,000     | 900         |
| GOLDFISH . . . . .     | 170,500               | 8,526       | -        | -      | 170,500    | 8,526       |
| LAKE TROUT . . . . .   | (1)                   | 4           | -        | -      | (1)        | 4           |
| MOONEYE . . . . .      | 7,300                 | 362         | 100      | 7      | 7,400      | 369         |

SEE FOOTNOTE AT END OF TABLE

(CONTINUED ON NEXT PAGE)

## LAKE FISHERIES

## UNITED STATES: CATCH BY LAKES, 1949 - Continued

| SPECIES                            | LAKE ERIE - CONTINUED |           |           |        |            |           |
|------------------------------------|-----------------------|-----------|-----------|--------|------------|-----------|
|                                    | OHIO                  |           | MICHIGAN  |        | TOTAL      |           |
|                                    | POUNDS                | VALUE     | POUNDS    | VALUE  | POUNDS     | VALUE     |
| PIKE OR PICKEREL (JACKS) . . . . . | 3,800                 | \$489     | 6,700     | \$889  | 10,500     | \$1,378   |
| ROCK BASS . . . . .                | -                     | -         | 7,600     | 966    | 7,600      | 966       |
| SAUGER . . . . .                   | 378,800               | 48,563    | 11,300    | 1,689  | 390,100    | 50,252    |
| SHEEPSHEAD . . . . .               | 3,010,800             | 120,433   | 64,800    | 1,464  | 3,084,700  | 123,597   |
| STURGEON . . . . .                 | 19,200                | 19,517    | -         | -      | 19,200     | 19,573    |
| SUCKER "MULLET" . . . . .          | 585,200               | 117,781   | 37,200    | 984    | 634,100    | 13,105    |
| WHITE BASS . . . . .               | 723,900               | 93,597    | 29,100    | 3,265  | 807,200    | 101,480   |
| WHITEFISH, COMMON . . . . .        | 737,400               | 253,595   | -         | -      | 3,478,600  | 993,548   |
| YELLOW PERCH . . . . .             | 2,507,600             | 362,829   | 32,100    | 5,701  | 2,659,200  | 380,860   |
| YELLOW PIKE . . . . .              | 4,924,300             | 1,030,806 | 357,900   | 50,886 | 5,313,800  | 1,086,843 |
| TOTAL . . . . .                    | 26,682,100            | 3,464,034 | 1,177,500 | 91,885 | 34,249,300 | 4,618,106 |

| SPECIES                            | LAKE HURON |         | LAKE MICHIGAN |           |         |       |
|------------------------------------|------------|---------|---------------|-----------|---------|-------|
|                                    | MICHIGAN   |         | MICHIGAN      |           | INDIANA |       |
|                                    | POUNDS     | VALUE   | POUNDS        | VALUE     | POUNDS  | VALUE |
| BOWFIN . . . . .                   | 8,300      | \$245   | (1)           | (1)       | -       | -     |
| BUFFALOFISH . . . . .              | -          | -       | -             | -         | 200     | \$33  |
| BULLHEADS . . . . .                | 18,400     | 1,936   | 13,300        | \$896     | -       | -     |
| BURBOT . . . . .                   | 600        | 21      | 2,900         | 193       | -       | -     |
| CARP . . . . .                     | 952,400    | 29,348  | 37,800        | 1,127     | 2,000   | 56    |
| CATFISH . . . . .                  | 166,700    | 39,764  | 1,200         | 217       | -       | -     |
| CHUBS . . . . .                    | 147,900    | 34,219  | 2,410,800     | 434,674   | -       | -     |
| GIZZARD SHAD . . . . .             | 1,600      | 30      | -             | -         | -       | -     |
| LAKE HERRING . . . . .             | 1,951,900  | 86,520  | 2,397,000     | 88,539    | 19,200  | 713   |
| LAKE TROUT . . . . .               | 900        | 393     | 223,200       | 96,408    | -       | -     |
| MOONEYE . . . . .                  | 100        | 1       | -             | -         | -       | -     |
| PIKE OR PICKEREL (JACKS) . . . . . | 13,500     | 1,690   | 17,500        | 2,076     | 200     | 21    |
| ROCK BASS . . . . .                | 12,100     | 1,377   | 500           | 72        | -       | -     |
| SAUGER . . . . .                   | 300        | 47      | 100           | 16        | -       | -     |
| SHEEPSHEAD . . . . .               | 1,900      | 104     | 8,200         | 544       | -       | -     |
| SMELT . . . . .                    | 11,600     | 461     | 1,051,300     | 98,811    | 600     | 55    |
| SUCKER "MULLET" . . . . .          | 1,022,300  | 54,142  | 1,180,000     | 50,717    | 1,500   | 69    |
| WHITE BASS . . . . .               | 400        | 77      | -             | -         | -       | -     |
| WHITEFISH:                         |            |         |               |           |         |       |
| COMMON . . . . .                   | 530,200    | 217,085 | 3,006,700     | 1,100,459 | 400     | 158   |
| NEMOINEE . . . . .                 | 21,800     | 4,422   | 95,800        | 18,372    | -       | -     |
| YELLOW PERCH . . . . .             | 517,600    | 70,620  | 378,500       | 57,910    | 6,300   | 954   |
| YELLOW PIKE . . . . .              | 200,000    | 52,360  | 1,075,200     | 310,059   | -       | -     |
| TOTAL . . . . .                    | 5,580,500  | 594,862 | 11,900,300    | 2,261,096 | 30,400  | 2,059 |

| SPECIES                            | LAKE MICHIGAN - CONTINUED |           |            |           |            |           |
|------------------------------------|---------------------------|-----------|------------|-----------|------------|-----------|
|                                    | ILLINOIS                  |           | WISCONSIN  |           | TOTAL      |           |
|                                    | POUNDS                    | VALUE     | POUNDS     | VALUE     | POUNDS     | VALUE     |
| BOWFIN . . . . .                   | -                         | -         | 1,000      | \$35      | 1,000      | \$35      |
| BUFFALOFISH . . . . .              | -                         | -         | -          | -         | 200        | 33        |
| BULLHEADS . . . . .                | -                         | -         | 81,400     | 11,393    | 94,700     | 12,289    |
| BURBOT . . . . .                   | -                         | -         | 25,000     | 500       | 27,900     | 693       |
| CARP . . . . .                     | -                         | -         | 1,321,400  | 52,855    | 1,361,200  | 54,038    |
| CATFISH . . . . .                  | -                         | -         | 26,200     | 5,765     | 27,400     | 5,982     |
| CHUBS . . . . .                    | 1,299,300                 | \$246,870 | 3,711,100  | 552,040   | 7,421,200  | 1,233,584 |
| GARFISH . . . . .                  | -                         | -         | (1)        | (1)       | -          | (1)       |
| LAKE HERRING . . . . .             | 25,100                    | 1,760     | 4,337,000  | 173,480   | 6,778,300  | 264,492   |
| LAKE TROUT . . . . .               | 3,700                     | 1,394     | 115,200    | 53,005    | 342,100    | 150,807   |
| PIKE OR PICKEREL (JACKS) . . . . . | -                         | -         | 12,000     | 1,198     | 29,700     | 3,295     |
| ROCK BASS . . . . .                | -                         | -         | -          | -         | 800        | 72        |
| SAUGER . . . . .                   | -                         | -         | -          | -         | 100        | 16        |
| SHEEPSHEAD . . . . .               | -                         | -         | 33,000     | 3,301     | 41,200     | 3,845     |
| SMELT . . . . .                    | -                         | -         | 488,000    | 48,797    | 1,539,900  | 147,663   |
| SUCKER "MULLET" . . . . .          | -                         | -         | 628,800    | 31,439    | 1,810,300  | 82,225    |
| WHITEFISH:                         |                           |           |            |           |            |           |
| COMMON . . . . .                   | 200                       | 68        | 484,600    | 203,419   | 3,491,900  | 1,304,104 |
| NEMOINEE . . . . .                 | -                         | -         | 10,400     | 1,040     | 106,200    | 19,412    |
| YELLOW PERCH . . . . .             | 168,300                   | 35,844    | 824,400    | 123,667   | 1,377,500  | 218,375   |
| YELLOW PIKE . . . . .              | -                         | -         | 44,700     | 11,180    | 1,119,900  | 321,239   |
| CRAWFISH . . . . .                 | -                         | -         | 1,700      | 520       | 1,700      | 520       |
| TOTAL . . . . .                    | 1,496,600                 | 285,936   | 12,145,900 | 1,273,634 | 25,573,200 | 3,822,719 |

SEE FOOTNOTE AT END OF TABLE

(CONTINUED ON NEXT PAGE)

# LAKE FISHERIES

223

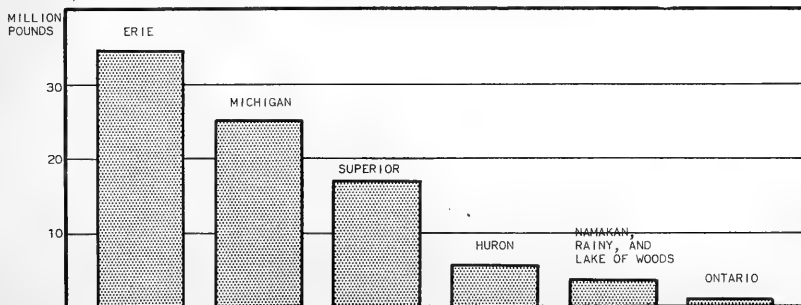
## UNITED STATES: CATCH BY LAKES, 1949 - Continued

| SPECIES                            | LAKE SUPERIOR |           |           |         |           |         |
|------------------------------------|---------------|-----------|-----------|---------|-----------|---------|
|                                    | MICHIGAN      |           | WISCONSIN |         | MINNESOTA |         |
|                                    | POUNDS        | VALUE     | POUNDS    | VALUE   | POUNDS    | VALUE   |
| BURBOT . . . . .                   | 7,400         | \$59      | 2,600     | \$51    | 2,100     | \$20    |
| CARP . . . . .                     | (1)           | -         | (1)       | 1       | -         | -       |
| CHUBS . . . . .                    | 16,800        | 1,869     | 92,100    | 13,794  | 53,700    | 10,730  |
| LAKE HERRING . . . . .             | 4,122,000     | 124,125   | 5,028,200 | 150,846 | 4,053,900 | 162,160 |
| LAKE TROUT . . . . .               | 2,181,200     | 852,846   | 514,200   | 251,962 | 270,400   | 98,663  |
| PIKE OR PICKEREL (JACKS) . . . . . | 400           | 37        | 300       | 33      | -         | -       |
| SAUGER . . . . .                   | 200           | 29        | -         | -       | -         | -       |
| SMELT . . . . .                    | -             | -         | 1,000     | 102     | -         | -       |
| SUCKER "MULLET" . . . . .          | 34,000        | 1,075     | 29,100    | 1,456   | 500       | 5       |
| WHITE FISH: . . . . .              | -             | -         | -         | -       | -         | -       |
| COMMON . . . . .                   | 503,800       | 186,006   | 766,600   | 321,021 | 13,300    | 4,390   |
| MEMPHINEE . . . . .                | 12,900        | 1,682     | 2,000     | 202     | 900       | 170     |
| YELLOW PERCH . . . . .             | 300           | 30        | (1)       | (1)     | -         | -       |
| YELLOW PIKE . . . . .              | 2,600         | 804       | 23,800    | 5,943   | -         | -       |
| TOTAL . . . . .                    | 6,875,600     | 1,168,562 | 6,459,900 | 745,411 | 4,394,800 | 276,138 |

| SPECIES                            | LAKE SUPERIOR - CONT'D. |           | LAKE OF THE WOODS,<br>RAINY LAKE, AND<br>NAMAKAN LAKE |         | TOTAL,<br>ALL LAKES |             |
|------------------------------------|-------------------------|-----------|---|---------|---------------------|-------------|
|                                    | TOTAL                   |           | POUNDS  | VALUE   | POUNDS              | VALUE       |
|                                    | POUNDS                  | VALUE     | POUNDS  | VALUE   | POUNDS              | VALUE       |
| BLUE PIKE . . . . .                | -                       | -         | -   | -       | 14,085,200          | \$1,567,984 |
| BOWFIN . . . . .                   | -                       | -         | -   | -       | 21,900              | 698         |
| BUFFALO FISH . . . . .             | -                       | -         | -   | -       | 5,600               | 889         |
| BULLHEADS . . . . .                | -                       | -         | 28,900  | \$4,630 | 353,800             | 49,518      |
| BURBOT . . . . .                   | 6,100                   | \$130     | 501,100   | 5,790   | 840,700             | 24,647      |
| CARP . . . . .                     | (1)                     | 1         | -   | -       | 4,568,100           | 151,720     |
| CATFISH . . . . .                  | -                       | -         | -   | -       | 1,061,800           | 200,853     |
| CHUBS . . . . .                    | 162,600                 | 26,393    | -   | -       | 7,731,700           | 1,294,196   |
| CISCO . . . . .                    | -                       | -         | -   | -       | 134,300             | 36,743      |
| EELS . . . . .                     | -                       | -         | -   | -       | 19,500              | 1,731       |
| GARFISH . . . . .                  | -                       | -         | -   | -       | (1)                 | -           |
| GIZZARD SHAD . . . . .             | -                       | -         | -   | -       | 31,600              | 930         |
| GOLDFISH . . . . .                 | -                       | -         | -   | -       | 170,500             | 8,526       |
| LAKE HERRING . . . . .             | 13,204,100              | 437,131   | -   | -       | 21,934,300          | 788,143     |
| LAKE TROUT . . . . .               | 2,965,800               | 1,203,471 | -   | -       | 3,308,800           | 1,354,680   |
| MOONEYE . . . . .                  | -                       | -         | -   | -       | 7,500               | 370         |
| PIKE OR PICKEREL (JACKS) . . . . . | 700                     | 70        | 105,900   | 7,990   | 165,700             | 14,946      |
| QUILLBACK . . . . .                | -                       | -         | 2,100   | 40      | 2,100               | 40          |
| ROCK BASS . . . . .                | (1)                     | (1)       | -   | -       | 40,600              | 3,401       |
| SAUGER . . . . .                   | 200                     | 29        | 116,900   | 9,350   | 507,600             | 59,694      |
| SHEEPSHEAD . . . . .               | -                       | -         | -   | -       | 3,127,800           | 127,546     |
| SMELT . . . . .                    | 1,000                   | 102       | -   | -       | 1,556,600           | 148,832     |
| STURGEON . . . . .                 | -                       | -         | -   | -       | 21,700              | 21,682      |
| SUCKER "MULLET" . . . . .          | 63,600                  | 2,536     | 117,900   | 2,412   | 3,675,600           | 156,158     |
| SUNFISH . . . . .                  | -                       | -         | -   | -       | 8,800               | 663         |
| TULLIBEE . . . . .                 | -                       | -         | 809,600   | 47,440  | 809,600             | 47,440      |
| WHITE BASS . . . . .               | -                       | -         | -   | -       | 807,700             | 101,562     |
| WHITE FISH: . . . . .              | -                       | -         | -   | -       | -                   | -           |
| COMMON . . . . .                   | 1,283,700               | 511,417   | 50,300  | 12,310  | 8,837,100           | 3,039,597   |
| MEMPHINEE . . . . .                | 15,800                  | 2,054     | -   | -       | 143,800             | 25,888      |
| YELLOW PERCH . . . . .             | 300                     | 30        | 21,900  | 2,850   | 4,595,200           | 674,629     |
| YELLOW PIKE . . . . .              | 26,400                  | 6,747     | 453,700   | 86,540  | 7,115,700           | 1,554,191   |
| CRAWFISH . . . . .                 | -                       | -         | -   | -       | 1,700               | 520         |
| TOTAL . . . . .                    | 17,730,300              | 2,190,111 | 2,208,300   | 179,352 | 85,692,600          | 11,458,418  |

1/ LESS THAN 50 POUNDS OR 50 CENTS.

## UNITED STATES: CATCH BY LAKES, 1949



## LAKE FISHERIES

## UNITED STATES : CATCH BY LAKE, STATE, AND GEAR, 1949

| SPECIES                     | LAKE ONTARIO |          |           |         |                    |         |
|-----------------------------|--------------|----------|-----------|---------|--------------------|---------|
|                             | NEW YORK     |          |           |         |                    |         |
|                             | GILL NETS    |          | TRAP NETS |         | FYKE AND HOOP NETS |         |
|                             | POUNDS       | VALUE    | POUNDS    | VALUE   | POUNDS             | VALUE   |
| BLUE PIKE . . . . .         | 77,200       | \$14,492 | 8,500     | \$1,859 | -                  | -       |
| BOWFIN . . . . .            | -            | -        | (1)       | 1       | -                  | -       |
| BULLHEADS . . . . .         | 3,500        | 944      | 49,600    | 8,724   | 34,100             | \$6,573 |
| BURBOT . . . . .            | -            | -        | 300       | 5       | -                  | -       |
| CARP . . . . .              | 1,000        | 30       | 16,700    | 343     | 2,800              | 41      |
| CATFISH . . . . .           | -            | -        | 500       | 49      | -                  | -       |
| CISCO . . . . .             | 45,700       | 8,317    | 200       | 34      | -                  | -       |
| EELS . . . . .              | -            | -        | 19,100    | 1,695   | 400                | 36      |
| GARFISH . . . . .           | -            | -        | (1)       | 1       | -                  | -       |
| LAKE TROUT . . . . .        | (1)          | 5        | -         | -       | -                  | -       |
| PIKE OR PICKEREL (JACKS)    | -            | -        | 4,100     | 379     | 1,300              | 144     |
| ROCK BASS . . . . .         | 200          | 48       | 19,900    | 938     | -                  | -       |
| SMELT . . . . .             | 4,100        | 606      | -         | -       | -                  | -       |
| STURGEON . . . . .          | 2,500        | 2,109    | -         | -       | -                  | -       |
| SUCKER "MULLET"             | 6,700        | 1,028    | 18,000    | 610     | 2,700              | 100     |
| SUNFISH . . . . .           | 100          | 9        | 8,300     | 604     | 400                | 50      |
| WHITE BASS . . . . .        | -            | -        | 100       | 5       | -                  | -       |
| WHITEFISH, COMMON . . . . . | 1,100        | 367      | 1,300     | 766     | -                  | -       |
| YELLOW PERCH . . . . .      | 7,500        | 1,044    | 10,300    | 773     | 900                | 77      |
| YELLOW PIKE . . . . .       | 200          | 50       | 1,700     | 412     | -                  | -       |
| TOTAL . . . . .             | 149,800      | 29,049   | 158,600   | 17,198  | 42,600             | 7,021   |

| SPECIES                     | LAKE ONTARIO - CONTINUED |          | LAKE ERIE |          |           |         |
|-----------------------------|--------------------------|----------|-----------|----------|-----------|---------|
|                             | NEW YORK - CONTINUED     |          | NEW YORK  |          |           |         |
|                             | TOTAL                    |          | GILL NETS |          | TRAP NETS |         |
|                             | POUNDS                   | VALUE    | POUNDS    | VALUE    | POUNDS    | VALUE   |
| BLUE PIKE . . . . .         | 85,700                   | \$16,351 | 851,600   | \$73,786 | 53,000    | \$4,399 |
| BOWFIN . . . . .            | (1)                      | 1        | -         | -        | -         | -       |
| BULLHEADS . . . . .         | 87,200                   | 16,241   | -         | -        | -         | -       |
| BURBOT . . . . .            | 300                      | 5        | -         | -        | -         | -       |
| CARP . . . . .              | 20,500                   | 414      | 4,400     | 101      | -         | -       |
| CATFISH . . . . .           | 500                      | 49       | (1)       | 4        | 700       | 81      |
| CISCO . . . . .             | 45,900                   | 8,351    | 100       | 4        | -         | -       |
| EELS . . . . .              | 19,500                   | 1,731    | 3,500     | 1,055    | -         | -       |
| GARFISH . . . . .           | (1)                      | 1        | -         | -        | -         | -       |
| LAKE TROUT . . . . .        | (1)                      | 5        | -         | -        | -         | -       |
| PIKE OR PICKEREL (JACKS)    | 5,400                    | 523      | -         | -        | -         | -       |
| ROCK BASS . . . . .         | 20,100                   | 986      | -         | -        | -         | -       |
| SMELT . . . . .             | 4,100                    | 606      | -         | -        | -         | -       |
| STURGEON . . . . .          | 2,500                    | 2,109    | (1)       | 38       | -         | -       |
| SUCKER "MULLET"             | 27,400                   | 1,738    | 700       | 20       | 5,400     | 155     |
| SUNFISH . . . . .           | 8,800                    | 663      | -         | -        | -         | -       |
| WHITE BASS . . . . .        | 100                      | 5        | 4,100     | 376      | 600       | 41      |
| WHITEFISH, COMMON . . . . . | 2,400                    | 1,133    | 1,012,800 | 267,311  | -         | -       |
| YELLOW PERCH . . . . .      | 18,700                   | 1,894    | 8,400     | 877      | 2,800     | 371     |
| YELLOW PIKE . . . . .       | 1,900                    | 462      | 1,800     | 312      | 3,800     | 728     |
| TOTAL . . . . .             | 351,000                  | 53,768   | 1,887,400 | 343,880  | 66,300    | 5,775   |

| SPECIES                     | LAKE ERIE - CONTINUED |          |              |           |             |         |
|-----------------------------|-----------------------|----------|--------------|-----------|-------------|---------|
|                             | NEW YORK - CONTINUED  |          | PENNSYLVANIA |           |             |         |
|                             | TOTAL                 |          | GILL NETS    |           | POUNDS NETS |         |
|                             | POUNDS                | VALUE    | POUNDS       | VALUE     | POUNDS      | VALUE   |
| BLUE PIKE . . . . .         | 904,600               | \$78,185 | 2,447,000    | \$207,693 | 32,100      | \$2,565 |
| BURBOT . . . . .            | 4,400                 | 101      | 1,400        | 73        | -           | -       |
| CARP . . . . .              | (1)                   | 1        | -            | -         | 900         | 18      |
| CATFISH . . . . .           | 800                   | 85       | -            | -         | 100         | 6       |
| CISCO . . . . .             | 3,500                 | 1,055    | 27,300       | 8,190     | 300         | 68      |
| SHEEPSHEAD . . . . .        | -                     | -        | 700          | 27        | 8,400       | 1,673   |
| STURGEON . . . . .          | (1)                   | 38       | -            | -         | (1)         | 18      |
| SUCKER "MULLET"             | 6,100                 | 175      | 5,000        | 153       | 600         | 12      |
| WHITE BASS . . . . .        | 4,700                 | 417      | 27,300       | 2,200     | 22,200      | 2,001   |
| WHITEFISH, COMMON . . . . . | 1,012,800             | 267,311  | 1,690,000    | 460,358   | 38,400      | 12,284  |
| YELLOW PERCH . . . . .      | 11,200                | 1,248    | 87,300       | 8,672     | 21,000      | 2,210   |
| YELLOW PIKE . . . . .       | 5,600                 | 1,040    | 14,200       | 2,524     | 11,800      | 1,587   |
| TOTAL . . . . .             | 1,953,700             | 349,655  | 4,300,700    | 690,090   | 135,800     | 22,742  |

SEE FOOTNOTE AT END OF TABLE

(CONTINUED ON NEXT PAGE)

## LAKE FISHERIES

225

## UNITED STATES: CATCH BY LAKE, STATE, AND GEAR, 1949 - Continued

| SPECIES                    | LAKE ERIE - CONTINUED    |           |           |          |            |             |
|----------------------------|--------------------------|-----------|-----------|----------|------------|-------------|
|                            | PENNSYLVANIA - CONTINUED |           | OHIO      |          |            |             |
|                            | TOTAL                    |           | GILL NETS |          | TRAP NETS  |             |
|                            | POUNDS                   | VALUE     | POUNDS    | VALUE    | POUNDS     | VALUE       |
| BLUE PIKE. . . . .         | 2,479,100                | \$210,258 | 356,700   | \$32,102 | 10,258,700 | \$1,231,040 |
| BOWFIN . . . . .           | -                        | -         | -         | -        | (1)        | 1           |
| BUFFALOFISH. . . . .       | -                        | -         | -         | -        | 200        | 27          |
| BULLHEADS. . . . .         | -                        | -         | 400       | 54       | 34,600     | 4,150       |
| BURBOT . . . . .           | 1,400                    | 73        | 4,800     | 190      | 280,500    | 16,830      |
| CARP . . . . .             | 900                      | 18        | 34,400    | 1,376    | 255,600    | 7,666       |
| CATFISH. . . . .           | 100                      | 6         | 5,700     | 681      | 323,500    | 58,236      |
| CISCO. . . . .             | 27,600                   | 8,258     | 48,600    | 16,049   | 8,500      | 2,958       |
| GOLDFISH . . . . .         | -                        | -         | 100       | 6        | 16,500     | 826         |
| LAKE TROUT . . . . .       | -                        | -         | (1)       | 2        | -          | -           |
| MOONEYE. . . . .           | -                        | -         | (1)       | (1)      | 1,800      | 89          |
| PIKE OR PICKEREL (JACKS)   | -                        | -         | -         | -        | (1)        | 3           |
| SAUGER . . . . .           | -                        | -         | 148,800   | 16,369   | 216,500    | 30,315      |
| SHEEPSHEAD . . . . .       | 9,100                    | 1,700     | 5,600     | 226      | 2,013,800  | 80,551      |
| STURGEON . . . . .         | (1)                      | 18        | 17,800    | 17,769   | 1,400      | 1,717       |
| SUCKER "MULLET". . . . .   | 5,600                    | 165       | 7,600     | 228      | 557,200    | 11,144      |
| WHITE BASS . . . . .       | 49,500                   | 4,201     | 12,800    | 1,157    | 558,800    | 72,645      |
| WHITEFISH, COMMON. . . . . | 1,728,400                | 472,642   | 395,700   | 130,577  | 341,400    | 122,913     |
| YELLOW PERCH . . . . .     | 108,300                  | 11,082    | 443,700   | 53,249   | 2,053,900  | 308,089     |
| YELLOW PIKE. . . . .       | 26,000                   | 4,111     | 110,000   | 19,807   | 4,610,600  | 968,226     |
| TOTAL . . . . .            | 4,436,000                | 712,532   | 1,592,700 | 289,842  | 21,533,500 | 2,917,426   |

| SPECIES                    | LAKE ERIE - CONTINUED |        |             |         |            |             |
|----------------------------|-----------------------|--------|-------------|---------|------------|-------------|
|                            | OHIO - CONTINUED      |        |             |         |            |             |
|                            | FYKE AND HOOP NETS    |        | HAUL SEINES |         | TOTAL      |             |
|                            | POUNDS                | VALUE  | POUNDS      | VALUE   | POUNDS     | VALUE       |
| BLUE PIKE. . . . .         | 100                   | \$12   | 300         | \$36    | 10,615,800 | \$1,263,190 |
| BOWFIN . . . . .           | -                     | -      | 4,400       | 132     | 4,400      | 133         |
| BUFFALOFISH. . . . .       | -                     | -      | 5,200       | 829     | 5,400      | 856         |
| BULLHEADS. . . . .         | 6,500                 | 780    | 43,300      | 5,191   | 84,800     | 10,175      |
| BURBOT . . . . .           | (1)                   | (1)    | 13,500      | 811     | 298,600    | 17,831      |
| CARP . . . . .             | 28,500                | 856    | 1,859,200   | 40,777  | 1,677,700  | 50,575      |
| CATFISH. . . . .           | 6,800                 | 1,227  | 503,100     | 90,549  | 839,100    | 150,693     |
| CISCO. . . . .             | -                     | -      | 200         | 72      | 57,300     | 19,079      |
| GIZZARD SHAD . . . . .     | -                     | -      | 30,000      | 900     | 30,000     | 900         |
| GOLDFISH . . . . .         | 100                   | 2      | 153,800     | 7,692   | 170,500    | 8,526       |
| LAKE TROUT . . . . .       | -                     | -      | (1)         | 2       | (1)        | 4           |
| MOONEYE. . . . .           | (1)                   | 1      | 5,500       | 272     | 7,300      | 362         |
| PIKE OR PICKEREL (JACKS)   | 300                   | 30     | 3,500       | 456     | 3,800      | 489         |
| SAUGER . . . . .           | 3,500                 | 462    | 10,000      | 1,397   | 378,800    | 48,563      |
| SHEEPSHEAD . . . . .       | 26,900                | 1,076  | 964,500     | 38,580  | 3,010,800  | 120,433     |
| STURGEON . . . . .         | (1)                   | 31     | -           | -       | 19,200     | 19,517      |
| SUCKER "MULLET". . . . .   | 11,200                | 224    | 9,200       | 185     | 585,200    | 11,781      |
| WHITE BASS . . . . .       | 41,400                | 5,382  | 110,900     | 14,413  | 723,900    | 93,597      |
| WHITEFISH, COMMON. . . . . | 200                   | 74     | 100         | 31      | 737,400    | 253,595     |
| YELLOW PERCH . . . . .     | 7,200                 | 1,075  | 2,800       | 416     | 2,507,600  | 362,829     |
| YELLOW PIKE. . . . .       | 137,400               | 26,848 | 66,300      | 13,925  | 4,924,300  | 1,030,806   |
| TOTAL . . . . .            | 270,100               | 40,100 | 3,285,800   | 216,666 | 26,682,100 | 3,464,034   |

| SPECIES                  | LAKE ERIE - CONTINUED |       |           |        |                    |        |
|--------------------------|-----------------------|-------|-----------|--------|--------------------|--------|
|                          | MICHIGAN              |       |           |        |                    |        |
|                          | GILL NETS             |       | TRAP NETS |        | FYKE AND HOOP NETS |        |
|                          | POUNDS                | VALUE | POUNDS    | VALUE  | POUNDS             | VALUE  |
| BOWFIN . . . . .         | -                     | -     | 2,300     | \$80   | 5,900              | \$204  |
| BULLHEADS. . . . .       | -                     | -     | 13,200    | 1,412  | 20,200             | 2,152  |
| BURBOT . . . . .         | -                     | -     | -         | -      | 100                | 3      |
| CARP . . . . .           | -                     | -     | 129,100   | 4,004  | 63,100             | 1,957  |
| CATFISH. . . . .         | -                     | -     | 16,400    | 2,585  | 5,400              | 853    |
| MOONEYE. . . . .         | -                     | -     | 100       | 7      | -                  | -      |
| PIKE OR PICKEREL (JACKS) | -                     | -     | 3,000     | 394    | 2,400              | 319    |
| ROCK BASS. . . . .       | -                     | -     | 5,900     | 732    | 1,300              | 171    |
| SAUGER . . . . .         | -                     | -     | 10,300    | 1,545  | 1,000              | 144    |
| SHEEPSHEAD . . . . .     | -                     | -     | 54,500    | 1,232  | 6,100              | 138    |
| SUCKER "MULLET". . . . . | -                     | -     | 32,700    | 864    | 4,500              | 120    |
| WHITE BASS . . . . .     | -                     | -     | 23,100    | 2,596  | 5,500              | 612    |
| YELLOW PERCH . . . . .   | -                     | -     | 24,200    | 4,310  | 7,900              | 1,387  |
| YELLOW PIKE. . . . .     | 400                   | \$63  | 322,800   | 45,880 | 31,500             | 4,477  |
| TOTAL . . . . .          | 400                   | 63    | 637,500   | 65,641 | 154,900            | 12,537 |

SEE FOOTNOTE AT END OF TABLE

(CONTINUED ON NEXT PAGE)

## LAKE FISHERIES

## UNITED STATES: CATCH BY LAKE, STATE, AND GEAR, 1949 - Continued

| SPECIES                           | LAKE ERIE - CONTINUED |        |           |       |           |        |
|-----------------------------------|-----------------------|--------|-----------|-------|-----------|--------|
|                                   | HAUL SEINES           |        | SET LINES |       | TOTAL     |        |
|                                   | POUNDS                | VALUE  | POUNDS    | VALUE | POUNDS    | VALUE  |
| BOWFIN . . . . .                  | -                     | -      | -         | -     | 8,200     | \$284  |
| BULLHEADS . . . . .               | 5,900                 | \$629  | 500       | \$54  | 39,800    | 4,247  |
| BURBOT . . . . .                  | -                     | -      | -         | -     | 100       | 3      |
| CARP . . . . .                    | 363,100               | 11,261 | 100       | 4     | 555,400   | 17,226 |
| CATFISH . . . . .                 | 2,900                 | 448    | 2,500     | 388   | 27,200    | 4,274  |
| MOONEYE . . . . .                 | -                     | -      | -         | -     | 100       | 7      |
| PIKE OR PICKEREL (JACKS). . . . . | 1,300                 | 176    | -         | -     | 6,700     | 889    |
| ROCK BASS . . . . .               | 500                   | 63     | -         | -     | 7,600     | 966    |
| SAUGER . . . . .                  | -                     | -      | -         | -     | 11,300    | 1,689  |
| SHEEPSHEAD . . . . .              | 3,000                 | 68     | 1,200     | 26    | 64,800    | 1,464  |
| SUCKER "MULLET" . . . . .         | (1)                   | (1)    | -         | -     | 37,200    | 984    |
| WHITE BASS . . . . .              | 500                   | 57     | -         | -     | 29,100    | 3,265  |
| YELLOW PERCH . . . . .            | (1)                   | 2      | (1)       | 2     | 32,100    | 5,701  |
| YELLOW PIKE . . . . .             | 3,200                 | 461    | (1)       | 5     | 357,900   | 50,886 |
| TOTAL . . . . .                   | 380,400               | 13,165 | 4,300     | 479   | 1,177,500 | 91,885 |

| SPECIES                           | LAKE HURON |        |             |        |           |         |
|-----------------------------------|------------|--------|-------------|--------|-----------|---------|
|                                   | GILL NETS  |        | POUNDS NETS |        | TRAP NETS |         |
|                                   | POUNDS     | VALUE  | POUNDS      | VALUE  | POUNDS    | VALUE   |
| BOWFIN . . . . .                  | -          | -      | -           | -      | 7,300     | \$215   |
| BULLHEADS . . . . .               | -          | -      | -           | -      | 9,300     | 977     |
| BURBOT . . . . .                  | -          | -      | -           | -      | 600       | 21      |
| CARP . . . . .                    | 3,800      | \$116  | 200         | \$6    | 212,100   | 6,536   |
| CATFISH . . . . .                 | 147,900    | 181    | (1)         | 9      | 113,200   | 26,996  |
| CHUBS . . . . .                   | -          | 34,215 | (1)         | 4      | -         | -       |
| GIZZARD SHAD . . . . .            | -          | -      | -           | -      | 1,600     | 30      |
| LAKE HERRING . . . . .            | 53,900     | 2,389  | 163,900     | 7,264  | 1,734,000 | 76,864  |
| LAKE TROUT . . . . .              | 400        | 154    | (1)         | 1      | 500       | 238     |
| MOONEYE . . . . .                 | -          | -      | -           | -      | 100       | 1       |
| PIKE OR PICKEREL (JACKS). . . . . | 100        | 6      | -           | -      | 10,300    | 1,296   |
| ROCK BASS . . . . .               | -          | -      | (1)         | (1)    | 8,800     | 1,002   |
| SAUGER . . . . .                  | (1)        | (1)    | -           | -      | 300       | 47      |
| SHEEPSHEAD . . . . .              | -          | -      | -           | -      | 1,900     | 104     |
| SMELT . . . . .                   | -          | -      | -           | -      | 200       | 7       |
| SUCKER "MULLET" . . . . .         | 6,800      | 361    | 10,800      | 571    | 827,700   | 43,857  |
| WHITE BASS . . . . .              | -          | -      | -           | -      | 400       | 77      |
| WHITEFISH:                        |            |        |             |        |           |         |
| COMMON . . . . .                  | 37,600     | 15,380 | 10,700      | 4,391  | 481,900   | 197,314 |
| MENOMINEE . . . . .               | 21,300     | 4,315  | 100         | 11     | 400       | 96      |
| YELLOW PERCH . . . . .            | 31,100     | 4,236  | 5,200       | 711    | 409,500   | 55,873  |
| YELLOW PIKE . . . . .             | 200        | 56     | 100         | 23     | 195,700   | 51,242  |
| TOTAL . . . . .                   | 303,800    | 61,409 | 191,000     | 12,991 | 4,015,800 | 462,793 |

| SPECIES                           | LAKE HURON - CONTINUED |        |             |        |           |       |
|-----------------------------------|------------------------|--------|-------------|--------|-----------|-------|
|                                   | FYKE AND HOOP NETS     |        | HAUL SEINES |        | SET LINES |       |
|                                   | POUNDS                 | VALUE  | POUNDS      | VALUE  | POUNDS    | VALUE |
| BOWFIN . . . . .                  | 1,000                  | \$29   | (1)         | \$1    | -         | -     |
| BULLHEADS . . . . .               | 7,500                  | 792    | 1,600       | 167    | -         | -     |
| BURBOT . . . . .                  | -                      | -      | (1)         | (1)    | -         | -     |
| CARP . . . . .                    | 25,600                 | 790    | 710,300     | 21,888 | 400       | \$12  |
| CATFISH . . . . .                 | 1,000                  | 237    | 44,500      | 10,607 | 7,300     | 1,734 |
| LAKE HERRING . . . . .            | -                      | -      | 100         | 3      | -         | -     |
| PIKE OR PICKEREL (JACKS). . . . . | 2,400                  | 299    | 700         | 89     | -         | -     |
| ROCK BASS . . . . .               | 3,100                  | 350    | 200         | 25     | -         | -     |
| SMELT . . . . .                   | -                      | -      | 11,400      | 454    | -         | -     |
| SUCKER "MULLET" . . . . .         | 116,400                | 6,167  | 60,600      | 3,186  | -         | -     |
| YELLOW PERCH . . . . .            | 67,000                 | 9,146  | 4,600       | 632    | 200       | 22    |
| YELLOW PIKE . . . . .             | 200                    | 43     | 3,800       | 996    | -         | -     |
| TOTAL . . . . .                   | 224,200                | 17,853 | 837,800     | 38,048 | 7,900     | 1,768 |

SEE FOOTNOTE AT END OF TABLE

(CONTINUED ON NEXT PAGE)

## LAKE FISHERIES

227

UNITED STATES: CATCH BY LAKE, STATE, AND GEAR, 1949 - Continued

| SPECIES                  | LAKE HURON - CONTINUED |         | LAKE MICHIGAN      |        |             |       |
|--------------------------|------------------------|---------|--------------------|--------|-------------|-------|
|                          | MICHIGAN - CONTINUED   |         | MICHIGAN           |        |             |       |
|                          | TOTAL                  |         | FYKE AND HOOP NETS |        | HAUL SEINES |       |
|                          | POUNDS                 | VALUE   | POUNDS             | VALUE  | POUNDS      | VALUE |
| BOWFIN                   | 8,300                  | \$245   | -                  | -      | -           | -     |
| BULLHEADS                | 18,400                 | 1,936   | 1,800              | \$119  | -           | -     |
| BURBOT                   | 600                    | 21      | -                  | -      | -           | -     |
| CARP                     | 952,400                | 29,348  | 200                | 6      | 3,700       | \$109 |
| CATFISH                  | 166,700                | 39,764  | 100                | 10     | -           | -     |
| CHUBS                    | 147,900                | 34,219  | -                  | -      | -           | -     |
| GIZZARD SHAD             | 1,600                  | 30      | -                  | -      | -           | -     |
| LAKE HERRING             | 1,951,900              | 86,520  | 2,000              | 73     | (1)         | (1)   |
| LAKE TROUT               | 900                    | 393     | -                  | -      | -           | -     |
| MOONEYE                  | 100                    | 1       | -                  | -      | -           | -     |
| PIKE OR PICKEREL (JACKS) | 13,500                 | 1,690   | 5,300              | 633    | -           | -     |
| ROCK BASS                | 12,100                 | 1,377   | 300                | 25     | -           | -     |
| SAUGER                   | 300                    | 47      | -                  | -      | -           | -     |
| SHEEPSHEAD               | 1,900                  | 104     | 600                | 41     | -           | -     |
| SMELT                    | 11,600                 | 461     | -                  | -      | -           | -     |
| SUCKER "MULLET"          | 1,022,300              | 54,142  | 32,000             | 1,376  | (1)         | 2     |
| WHITE BASS               | 400                    | 77      | -                  | -      | -           | -     |
| WHITEFISH:               |                        |         |                    |        |             |       |
| COMMON                   | 530,200                | 217,085 | (1)                | 15     | -           | -     |
| MENOMINEE                | 21,800                 | 4,422   | -                  | -      | -           | -     |
| YELLOW PERCH             | 517,600                | 73,520  | 4,200              | 634    | -           | -     |
| YELLOW PIKE              | 200,000                | 52,360  | 33,700             | 9,619  | -           | -     |
| TOTAL                    | 5,580,500              | 594,862 | 79,900             | 12,551 | 3,700       | 111   |

## LAKE MICHIGAN - CONTINUED

| SPECIES                  | MICHIGAN - CONTINUED |       |           |           |             |         |
|--------------------------|----------------------|-------|-----------|-----------|-------------|---------|
|                          | SET LINES            |       | GILL NETS |           | POUNDS NETS |         |
|                          | POUNDS               | VALUE | POUNDS    | VALUE     | POUNDS      | VALUE   |
| BULLHEADS                | -                    | -     | 100       | \$9       | 100         | \$5     |
| BURBOT                   | -                    | -     | 1,700     | 111       | -           | -       |
| CARP                     | -                    | -     | 2,800     | 83        | 600         | 18      |
| CATFISH                  | -                    | -     | (1)       | 2         | 100         | 23      |
| CHUBS                    | -                    | -     | 2,410,800 | 434,674   | -           | -       |
| LAKE HERRING             | -                    | -     | 1,546,700 | 57,131    | 756,300     | 27,936  |
| LAKE TROUT               | -                    | -     | 219,400   | 94,759    | 3,500       | 1,519   |
| PIKE OR PICKEREL (JACKS) | -                    | -     | 1,000     | 118       | 400         | 50      |
| ROCK BASS                | -                    | -     | (1)       | 1         | (1)         | (1)     |
| SAUGER                   | -                    | -     | 100       | 16        | -           | -       |
| SHEEPSHEAD               | -                    | -     | -         | -         | 200         | 14      |
| SMELT                    | -                    | -     | 140,800   | 13,237    | 910,200     | 85,545  |
| SUCKER "MULLET"          | -                    | -     | 446,300   | 19,176    | 77,200      | 3,319   |
| WHITEFISH:               |                      |       |           |           |             |         |
| COMMON                   | -                    | -     | 1,931,100 | 706,795   | 1,007,200   | 368,629 |
| MENOMINEE                | -                    | -     | 94,500    | 18,120    | 500         | 94      |
| YELLOW PERCH             | (1)                  | \$1   | 342,000   | 52,329    | 4,200       | 645     |
| YELLOW PIKE              | -                    | -     | 437,000   | 126,030   | 160,700     | 46,347  |
| TOTAL                    | (1)                  | 1     | 7,574,300 | 1,522,591 | 2,921,200   | 534,144 |

## LAKE MICHIGAN - CONTINUED

| SPECIES                  | MICHIGAN - CONTINUED |         |                            |       |            |           |
|--------------------------|----------------------|---------|----------------------------|-------|------------|-----------|
|                          | TRAP NETS            |         | HAND LINES AND TROLL LINES |       | TOTAL      |           |
|                          | POUNDS               | VALUE   | POUNDS                     | VALUE | POUNDS     | VALUE     |
| BOWFIN                   | (1)                  | (1)     | -                          | -     | (1)        | (1)       |
| BULLHEADS                | 11,300               | \$763   | (1)                        | (1)   | 13,300     | \$896     |
| BURBOT                   | 1,200                | 82      | -                          | -     | 2,900      | 193       |
| CARP                     | 30,500               | 911     | -                          | -     | 37,800     | 1,127     |
| CATFISH                  | 1,000                | 182     | -                          | -     | 1,200      | 217       |
| CHUBS                    | -                    | -       | -                          | -     | 2,410,800  | 434,674   |
| LAKE HERRING             | 92,000               | 3,399   | -                          | -     | 2,397,000  | 88,539    |
| LAKE TROUT               | 300                  | 130     | -                          | -     | 223,200    | 96,408    |
| PIKE OR PICKEREL (JACKS) | 10,800               | 1,275   | -                          | -     | 17,500     | 2,076     |
| ROCK BASS                | 500                  | 46      | -                          | -     | 800        | 72        |
| SAUGER                   | -                    | -       | -                          | -     | 100        | 16        |
| SHEEPSHEAD               | 7,400                | 489     | -                          | -     | 8,200      | 544       |
| SMELT                    | 300                  | 29      | -                          | -     | 1,051,300  | 98,811    |
| SUCKER "MULLET"          | 624,500              | 26,844  | (1)                        | (1)   | 1,180,000  | 50,717    |
| WHITEFISH:               |                      |         |                            |       |            |           |
| COMMON                   | 68,400               | 25,020  | -                          | -     | 3,006,700  | 1,100,459 |
| MENOMINEE                | 800                  | 158     | -                          | -     | 95,800     | 18,372    |
| YELLOW PERCH             | 27,800               | 4,257   | 300                        | \$44  | 378,500    | 57,910    |
| YELLOW PIKE              | 432,200              | 124,641 | 11,900                     | 3,422 | 1,075,200  | 310,059   |
| TOTAL                    | 1,309,000            | 188,226 | 12,200                     | 3,466 | 11,900,300 | 2,261,090 |

SEE FOOTNOTE AT END OF TABLE

(CONTINUED ON NEXT PAGE)

## LAKE FISHERIES

## UNITED STATES: CATCH BY LAKE, STATE, AND GEAR, 1949 - Continued

| SPECIES                            | LAKE MICHIGAN - CONTINUED |       |             |       |                    |       |
|------------------------------------|---------------------------|-------|-------------|-------|--------------------|-------|
|                                    | INDIANA                   |       |             |       |                    |       |
|                                    | GILL NETS                 |       | POUNDS NETS |       | FYKE AND HOOP NETS |       |
|                                    | POUNDS                    | VALUE | POUNDS      | VALUE | POUNDS             | VALUE |
| BUFFALOFISH . . . . .              | -                         | -     | 200         | \$33  | -                  | -     |
| CARP . . . . .                     | 1,000                     | \$30  | 800         | 23    | 100                | \$1   |
| LAKE HERRING . . . . .             | 15,700                    | 580   | 3,400       | 127   | (1)                | 1     |
| PIKE OR PICKEREL (JACKS) . . . . . | -                         | -     | 200         | 21    | -                  | -     |
| SMELT . . . . .                    | -                         | -     | -           | -     | (1)                | 3     |
| SUCKER "MULLET" . . . . .          | 1,100                     | 51    | 400         | 17    | -                  | -     |
| WHITEFISH, COMMON . . . . .        | -                         | -     | 400         | 158   | -                  | -     |
| YELLOW PERCH . . . . .             | 5,100                     | 787   | 600         | 86    | 300                | 42    |
| TOTAL . . . . .                    | 22,900                    | 1,448 | 6,000       | 465   | 400                | 47    |

| SPECIES                            | LAKE MICHIGAN - CONTINUED |       |        |       |           |           |
|------------------------------------|---------------------------|-------|--------|-------|-----------|-----------|
|                                    | INDIANA - CONTINUED       |       |        |       | ILLINOIS  |           |
|                                    | DIP NETS                  |       | TOTAL  |       | GILL NETS |           |
|                                    | POUNDS                    | VALUE | POUNDS | VALUE | POUNDS    | VALUE     |
| BUFFALOFISH . . . . .              | -                         | -     | 200    | \$33  | -         | -         |
| CARP . . . . .                     | 100                       | \$2   | 2,000  | 56    | -         | -         |
| CHUBS . . . . .                    | -                         | -     | -      | -     | 1,299,300 | \$246,870 |
| LAKE HERRING . . . . .             | 100                       | 5     | 19,200 | 713   | 25,100    | 1,760     |
| LAKE TROUT . . . . .               | -                         | -     | -      | -     | 3,700     | 1,394     |
| PIKE OR PICKEREL (JACKS) . . . . . | -                         | -     | 200    | 21    | -         | -         |
| SMELT . . . . .                    | -                         | -     | 600    | 55    | -         | -         |
| SUCKER "MULLET" . . . . .          | (1)                       | 1     | 1,500  | 69    | -         | -         |
| WHITEFISH, COMMON . . . . .        | -                         | -     | 400    | 158   | 200       | 68        |
| YELLOW PERCH . . . . .             | 300                       | 39    | 6,300  | 954   | 168,300   | 35,844    |
| TOTAL . . . . .                    | 1,100                     | 99    | 30,400 | 2,059 | 1,496,600 | 285,936   |

| SPECIES                            | LAKE MICHIGAN - CONTINUED |         |            |         |           |       |
|------------------------------------|---------------------------|---------|------------|---------|-----------|-------|
|                                    | WISCONSIN                 |         |            |         |           |       |
|                                    | GILL NETS                 |         | POUND NETS |         | TRAP NETS |       |
|                                    | POUNDS                    | VALUE   | POUNDS     | VALUE   | POUNDS    | VALUE |
| BULLHEADS . . . . .                | 1,700                     | \$234   | 1,300      | \$177   | -         | -     |
| BURBOT . . . . .                   | 3,300                     | 66      | 17,300     | 345     | -         | -     |
| CARP . . . . .                     | 1,900                     | 75      | 5,000      | 200     | -         | -     |
| CATFISH . . . . .                  | 100                       | 32      | 100        | 18      | -         | -     |
| CHUBS . . . . .                    | 3,592,500                 | 535,267 | 118,600    | 16,771  | -         | -     |
| LAKE HERRING . . . . .             | 1,617,600                 | 64,703  | 2,667,800  | 106,713 | -         | -     |
| LAKE TROUT . . . . .               | 72,000                    | 31,864  | 43,100     | 21,119  | -         | -     |
| PIKE OR PICKEREL (JACKS) . . . . . | 3,500                     | 349     | 1,800      | 177     | -         | -     |
| SHEEPSHEAD . . . . .               | 200                       | 18      | 3,300      | 333     | -         | -     |
| SMELT . . . . .                    | 339,300                   | 33,927  | 144,800    | 14,475  | -         | -     |
| SUCKER "MULLET" . . . . .          | 339,500                   | 16,973  | 24,400     | 1,219   | -         | -     |
| WHITEFISH:                         |                           |         |            |         |           |       |
| COMMON . . . . .                   | 221,500                   | 93,033  | 262,200    | 109,992 | -         | -     |
| MENOMINEE . . . . .                | 9,500                     | 946     | 900        | 94      | -         | -     |
| YELLOW PERCH . . . . .             | 397,900                   | 59,679  | 34,600     | 5,198   | -         | -     |
| YELLOW PIKE . . . . .              | 3,200                     | 796     | 12,600     | 3,149   | -         | -     |
| CRAWFISH . . . . .                 | -                         | -       | -          | -       | 1,000     | \$297 |
| TOTAL . . . . .                    | 6,603,700                 | 837,962 | 3,337,800  | 279,980 | 1,000     | 297   |

| SPECIES                            | LAKE MICHIGAN - CONTINUED |          |             |        |           |       |
|------------------------------------|---------------------------|----------|-------------|--------|-----------|-------|
|                                    | WISCONSIN - CONTINUED     |          |             |        |           |       |
|                                    | FYKE AND HOOP NETS        |          | HAUL SEINES |        | SET LINES |       |
|                                    | POUNDS                    | VALUE    | POUNDS      | VALUE  | POUNDS    | VALUE |
| BOWFIN . . . . .                   | (1)                       | (1)      | -           | -      | -         | -     |
| BULLHEADS . . . . .                | 78,400                    | \$10,982 | 1,000       | \$35   | -         | -     |
| BURBOT . . . . .                   | 4,000                     | 80       | -           | -      | 400       | \$9   |
| CARP . . . . .                     | 118,000                   | 4,720    | 1,196,500   | 47,860 | -         | -     |
| CATFISH . . . . .                  | 2,100                     | 452      | 23,900      | 5,263  | -         | -     |
| CHUBS . . . . .                    | -                         | -        | (1)         | 2      | -         | -     |
| CRAWFISH . . . . .                 | -                         | -        | (1)         | (1)    | -         | -     |
| LAKE HERRING . . . . .             | 51,500                    | 2,061    | 100         | 3      | -         | -     |
| LAKE TROUT . . . . .               | 100                       | 22       | -           | -      | -         | -     |
| PIKE OR PICKEREL (JACKS) . . . . . | 6,600                     | 664      | 100         | 8      | -         | -     |
| SHEEPSHEAD . . . . .               | 14,600                    | 1,456    | 14,900      | 1,494  | -         | -     |
| SMELT . . . . .                    | 3,600                     | 362      | 300         | 33     | -         | -     |

SEE FOOTNOTE AT END OF TABLE

(CONTINUED ON NEXT PAGE)



LAKE FISHERIES

229

UNITED STATE: CATCH BY LAKE, STATE, AND GEAR, 1949 - Continued

| SPECIES                     | LAKE MICHIGAN - CONTINUED |          |             |        |           |       |
|-----------------------------|---------------------------|----------|-------------|--------|-----------|-------|
|                             | WISCONSIN - CONTINUED     |          |             |        |           |       |
|                             | FYKE AND HOOP NETS        |          | HAUL SEINES |        | SET LINES |       |
|                             | POUNDS                    | VALUE    | POUNDS      | VALUE  | POUNDS    | VALUE |
| SUCKER "MULLET" . . . . .   | 259,500                   | \$12,977 | 5,400       | \$270  | -         | -     |
| WHITEFISH, COMMON . . . . . | (1)                       | 10       | 900         | 384    | -         | -     |
| YELLOW PERCH . . . . .      | 391,500                   | 58,733   | (1)         | 1      | 400       | \$56  |
| YELLOW PIKE . . . . .       | 25,900                    | 6,489    | 3,000       | 746    | -         | -     |
| CRAWFISH . . . . .          | (1)                       | 1        | 700         | 222    | -         | -     |
| TOTAL . . . . .             | 955,800                   | 99,009   | 1,246,800   | 56,321 | 800       | 65    |

| SPECIES                            | LAKE MICHIGAN - CONTINUED |           |                    | LAKE SUPERIOR |        |       |
|------------------------------------|---------------------------|-----------|--------------------|---------------|--------|-------|
|                                    | WISCONSIN - CONTINUED     |           |                    | MICHIGAN      |        |       |
|                                    | TOTAL                     |           | FYKE AND HOOP NETS | HAUL SEINES   |        |       |
|                                    | POUNDS                    | VALUE     | POUNDS             | VALUE         | POUNDS | VALUE |
| BOWFIN . . . . .                   | 1,000                     | \$35      | -                  | -             | -      | -     |
| BULLHEADS . . . . .                | 81,400                    | 11,393    | -                  | -             | -      | -     |
| BURBOT . . . . .                   | 25,000                    | 500       | -                  | -             | -      | -     |
| CARP . . . . .                     | 1,321,000                 | 52,855    | 200                | \$6           | -      | -     |
| CATFISH . . . . .                  | 26,200                    | 5,765     | -                  | -             | -      | -     |
| CHUBS . . . . .                    | 3,711,100                 | 552,040   | -                  | -             | -      | -     |
| GARFISH . . . . .                  | (1)                       | (1)       | -                  | -             | -      | -     |
| LAKE HERRING . . . . .             | 4,337,000                 | 173,480   | -                  | -             | 15,900 | \$479 |
| LAKE TROUT . . . . .               | 115,700                   | 53,005    | -                  | -             | -      | -     |
| PIKE OR PICKEREL (JACKS) . . . . . | 12,000                    | 1,198     | (1)                | (1)           | -      | -     |
| ROCK BASS . . . . .                | -                         | -         | (1)                | (1)           | -      | -     |
| SHEEPHEAD . . . . .                | 33,000                    | 3,301     | -                  | -             | -      | -     |
| SMELT . . . . .                    | 488,000                   | 48,797    | -                  | -             | -      | -     |
| SUCKER "MULLET" . . . . .          | 628,800                   | 31,439    | 2,900              | 93            | 500    | 14    |
| WHITEFISH:                         |                           |           |                    |               |        |       |
| COMMON . . . . .                   | 484,600                   | 203,419   | (1)                | 1             | -      | -     |
| MENOMINEE . . . . .                | 10,400                    | 1,040     | -                  | -             | 900    | 119   |
| YELLOW PERCH . . . . .             | 824,400                   | 123,667   | (1)                | (1)           | -      | -     |
| YELLOW PIKE . . . . .              | 4,700                     | 11,180    | 200                | 59            | -      | -     |
| CRAWFISH . . . . .                 | 1,700                     | 520       | -                  | -             | -      | -     |
| TOTAL . . . . .                    | 12,145,900                | 1,273,634 | 3,300              | 159           | 17,300 | 612   |

| SPECIES                            | LAKE SUPERIOR - CONTINUED |         |           |         |            |        |
|------------------------------------|---------------------------|---------|-----------|---------|------------|--------|
|                                    | MICHIGAN - CONTINUED      |         |           |         |            |        |
|                                    | SET LINES                 |         | GILL NETS |         | POUND NETS |        |
|                                    | POUNDS                    | VALUE   | POUNDS    | VALUE   | POUNDS     | VALUE  |
| BURBOT . . . . .                   | 1,000                     | \$45    | 200       | \$8     | (1)        | (1)    |
| CHUBS . . . . .                    | -                         | -       | 16,800    | 1,867   | (1)        | \$2    |
| LAKE HERRING . . . . .             | -                         | -       | 4,091,100 | 123,194 | 14,800     | 446    |
| LAKE TROUT . . . . .               | 402,100                   | 157,222 | 1,670,800 | 653,262 | 28,100     | 10,968 |
| PIKE OR PICKEREL (JACKS) . . . . . | -                         | -       | 100       | 11      | -          | -      |
| SAUGER . . . . .                   | -                         | -       | 200       | 29      | -          | -      |
| SUCKER "MULLET" . . . . .          | -                         | -       | 21,000    | 665     | 1,200      | 38     |
| WHITEFISH:                         |                           |         |           |         |            |        |
| COMMON . . . . .                   | -                         | -       | 186,300   | 68,781  | 180,300    | 66,573 |
| MENOMINEE . . . . .                | -                         | -       | 12,000    | 1,560   | (1)        | 3      |
| YELLOW PERCH . . . . .             | -                         | -       | 300       | 30      | (1)        | (1)    |
| YELLOW PIKE . . . . .              | (1)                       | 2       | 200       | 66      | 1,500      | 455    |
| TOTAL . . . . .                    | 403,100                   | 157,269 | 5,999,000 | 849,473 | 225,900    | 78,485 |

SEE FOOTNOTE AT END OF TABLE

(CONTINUED ON NEXT PAGE)

## LAKE FISHERIES

## UNITED STATES: CATCH BY LAKE, STATE, AND GEAR, 1949 - Continued

| SPECIES                   | LAKE SUPERIOR - CONTINUED |        |                            |          |           |           |
|---------------------------|---------------------------|--------|----------------------------|----------|-----------|-----------|
|                           | MICHIGAN - CONTINUED      |        |                            |          |           |           |
|                           | TRAP NETS                 |        | HAND LINES AND TROLL LINES |          | TOTAL     |           |
|                           | POUNDS                    | VALUE  | POUNDS                     | VALUE    | POUNDS    | VALUE     |
| BURBOT . . . . .          | (1)                       | (1)    | -                          | -        | 1,400     | \$59      |
| CARP . . . . .            | (1)                       | (1)    | -                          | -        | (1)       | -         |
| CHUBS . . . . .           | -                         | -      | -                          | -        | 16,800    | 1,869     |
| LAKE HERRING . . . . .    | 200                       | \$6    | -                          | -        | 4,122,000 | 124,125   |
| LAKE TROUT . . . . .      | 5,000                     | 1,971  | 75,200                     | \$29,423 | 2,181,200 | 852,846   |
| PIKE OR PICKEREL (JACKS)  | 300                       | 26     | -                          | -        | 400       | 37        |
| ROCK BASS . . . . .       | (1)                       | (1)    | -                          | -        | (1)       | (1)       |
| SAUGER . . . . .          | -                         | -      | -                          | -        | 200       | 29        |
| SUCKER "MULLET" . . . . . | 8,400                     | 265    | -                          | -        | 34,000    | 1,075     |
| WHITEFISH:                |                           |        |                            |          |           |           |
| COMMON . . . . .          | 137,200                   | 50,651 | -                          | -        | 503,800   | 186,006   |
| MENOMINEE . . . . .       | (1)                       | (1)    | -                          | -        | 12,900    | 1,682     |
| YELLOW PERCH . . . . .    | -                         | -      | -                          | -        | 300       | 30        |
| YELLOW PIKE . . . . .     | 700                       | 222    | -                          | -        | 2,600     | 804       |
| TOTAL . . . . .           | 151,800                   | 53,141 | 75,200                     | 29,423   | 6,875,600 | 1,168,562 |

| SPECIES                   | LAKE SUPERIOR - CONTINUED |         |             |         |             |       |
|---------------------------|---------------------------|---------|-------------|---------|-------------|-------|
|                           | WISCONSIN                 |         |             |         |             |       |
|                           | GILL NETS                 |         | POUNDS NETS |         | HAUL SEINES |       |
|                           | POUNDS                    | VALUE   | POUNDS      | VALUE   | POUNDS      | VALUE |
| BURBOT . . . . .          | 600                       | \$11    | 2,000       | \$40    | -           | -     |
| CARP . . . . .            | -                         | -       | (1)         | 1       | -           | -     |
| CHUBS . . . . .           | 92,100                    | 13,794  | (1)         | (1)     | -           | -     |
| LAKE HERRING . . . . .    | 4,937,500                 | 148,125 | 90,700      | 2,721   | -           | -     |
| LAKE TROUT . . . . .      | 431,900                   | 211,607 | 60,300      | 29,569  | -           | -     |
| PIKE OR PICKEREL (JACKS)  | (1)                       | 6       | 300         | 27      | -           | -     |
| SMELT . . . . .           | 200                       | 22      | (1)         | (1)     | 800         | \$80  |
| SUCKER "MULLET" . . . . . | 6,800                     | 340     | 22,300      | 1,116   | -           | -     |
| WHITEFISH:                |                           |         |             |         |             |       |
| COMMON . . . . .          | 204,800                   | 85,987  | 561,700     | 234,996 | -           | -     |
| MENOMINEE . . . . .       | 1,900                     | 188     | 100         | 14      | -           | -     |
| YELLOW PERCH . . . . .    | -                         | -       | (1)         | (1)     | -           | -     |
| YELLOW PIKE . . . . .     | 600                       | 139     | 23,200      | 5,804   | -           | -     |
| TOTAL . . . . .           | 5,676,400                 | 460,219 | 760,600     | 274,288 | 800         | 80    |

| SPECIES                   | LAKE SUPERIOR - CONTINUED |          |           |         |           |         |
|---------------------------|---------------------------|----------|-----------|---------|-----------|---------|
|                           | WISCONSIN - CONTINUED     |          |           |         | MINNESOTA |         |
|                           | SET LINES                 |          | TOTAL     |         | GILL NETS |         |
|                           | POUNDS                    | VALUE    | POUNDS    | VALUE   | POUNDS    | VALUE   |
| BURBOT . . . . .          | -                         | -        | 2,600     | \$51    | 2,100     | \$20    |
| CARP . . . . .            | -                         | -        | (1)       | 1       | -         | -       |
| CHUBS . . . . .           | -                         | -        | 92,100    | 13,794  | 53,700    | 10,730  |
| LAKE HERRING . . . . .    | -                         | -        | 5,028,200 | 150,846 | 4,053,900 | 162,160 |
| LAKE TROUT . . . . .      | 22,000                    | \$10,786 | 514,200   | 251,962 | 205,200   | 74,875  |
| PIKE OR PICKEREL (JACKS)  | -                         | -        | 300       | 33      | -         | -       |
| SMELT . . . . .           | -                         | -        | 1,000     | 102     | -         | -       |
| SUCKER "MULLET" . . . . . | -                         | -        | 29,100    | 1,456   | 500       | 5       |
| WHITEFISH:                |                           |          |           |         |           |         |
| COMMON . . . . .          | 100                       | 38       | 766,600   | 321,021 | 13,300    | 4,390   |
| MENOMINEE . . . . .       | -                         | -        | 2,000     | 202     | 900       | 170     |
| YELLOW PERCH . . . . .    | -                         | -        | (1)       | (1)     | -         | -       |
| YELLOW PIKE . . . . .     | -                         | -        | 23,800    | 5,943   | -         | -       |
| TOTAL . . . . .           | 22,100                    | 10,824   | 6,459,900 | 745,411 | 4,329,600 | 252,350 |

SEE FOOTNOTE AT END OF TABLE.

(CONTINUED ON NEXT PAGE)

LAKE FISHERIES

UNITED STATES: CATCH BY LAKE, STATE, AND GEAR, 1949 - Continued

| SPECIES                            | LAKE SUPERIOR - CONTINUED |          |           |         | LAKE OF THE WOODS |        |
|------------------------------------|---------------------------|----------|-----------|---------|-------------------|--------|
|                                    | MINNESOTA - CONTINUED     |          |           |         | MINNESOTA         |        |
|                                    | SET LINES                 |          | TOTAL     |         | GILL NETS         |        |
|                                    | POUNDS                    | VALUE    | POUNDS    | VALUE   | POUNDS            | VALUE  |
| BULLHEADS . . . . .                | -                         | -        | -         | -       | 1,700             | \$267  |
| BURBOT . . . . .                   | -                         | -        | 2,100     | \$20    | 48,900            | 490    |
| CHUBS . . . . .                    | -                         | -        | 53,700    | 10,730  | -                 | -      |
| LAKE HERRING . . . . .             | -                         | -        | 4,053,900 | 167,160 | -                 | -      |
| LAKE TROUT . . . . .               | 65,200                    | \$23,788 | 270,400   | 98,603  | -                 | -      |
| PIKE OR PICKEREL (JACKS) . . . . . | -                         | -        | -         | -       | 59,400            | 4,157  |
| QUILLBACK . . . . .                | -                         | -        | -         | -       | 100               | 2      |
| SAUGER . . . . .                   | -                         | -        | -         | -       | 85,600            | 6,845  |
| SUCKER "MULLET" . . . . .          | -                         | -        | 500       | 5       | 43,300            | 867    |
| TULLIBEE . . . . .                 | -                         | -        | -         | -       | 321,800           | 19,308 |
| WHITEFISH:                         |                           |          |           |         |                   |        |
| COMMON . . . . .                   | -                         | -        | 13,300    | 4,390   | 700               | 108    |
| MENOMINEE . . . . .                | -                         | -        | 900       | 170     | -                 | -      |
| YELLOW PERCH . . . . .             | -                         | -        | -         | -       | 16,600            | 2,155  |
| YELLOW PIKE . . . . .              | -                         | -        | -         | -       | 303,600           | 57,684 |
| TOTAL . . . . .                    | 65,200                    | 23,788   | 4,394,800 | 276,138 | 881,700           | 91,883 |

| SPECIES                            | LAKE OF THE WOODS - CONTINUED |        |           |        |                    |         |
|------------------------------------|-------------------------------|--------|-----------|--------|--------------------|---------|
|                                    | MINNESOTA - CONTINUED         |        |           |        |                    |         |
|                                    | POUND NETS                    |        | TRAP NETS |        | FYKE AND HOOP NETS |         |
|                                    | POUNDS                        | VALUE  | POUNDS    | VALUE  | POUNDS             | VALUE   |
| BULLHEADS . . . . .                | 300                           | \$46   | 900       | \$154  | 26,000             | \$4,163 |
| BURBOT . . . . .                   | 345,600                       | 3,457  | 63,500    | 635    | 800                | 8       |
| PIKE OR PICKEREL (JACKS) . . . . . | 14,100                        | 987    | 6,800     | 477    | 6,400              | 449     |
| QUILLBACK . . . . .                | 300                           | 6      | 1,700     | 32     | -                  | -       |
| SAUGER . . . . .                   | 14,000                        | 1,118  | 14,800    | 1,182  | 2,500              | 205     |
| SUCKER "MULLET" . . . . .          | 14,900                        | 298    | 7,800     | 157    | 5,400              | 108     |
| TULLIBEE . . . . .                 | 266,500                       | 15,995 | 183,300   | 10,997 | -                  | -       |
| WHITEFISH, COMMON . . . . .        | 1,400                         | 208    | 300       | 44     | -                  | -       |
| YELLOW PERCH . . . . .             | 700                           | 90     | 2,000     | 264    | 2,400              | 311     |
| YELLOW PIKE . . . . .              | 63,800                        | 12,117 | 45,900    | 8,720  | 5,900              | 1,119   |
| TOTAL . . . . .                    | 721,600                       | 34,322 | 327,000   | 22,662 | 49,400             | 5,363   |

| SPECIES                            | LAKE OF THE WOODS - CONTINUED |         | NAMAKIN LAKE |       | RAINY LAKE |        |
|------------------------------------|-------------------------------|---------|--------------|-------|------------|--------|
|                                    | MINNESOTA - CONTINUED         |         | MINNESOTA    |       | MINNESOTA  |        |
|                                    | TOTAL                         |         | GILL NETS    |       | GILL NETS  |        |
|                                    | POUNDS                        | VALUE   | POUNDS       | VALUE | POUNDS     | VALUE  |
| BULLHEADS . . . . .                | 28,900                        | \$4,630 | -            | -     | -          | -      |
| BURBOT . . . . .                   | 458,800                       | 4,590   | 5,100        | \$100 | 32,800     | \$970  |
| PIKE OR PICKEREL (JACKS) . . . . . | 86,700                        | 6,070   | -            | -     | 16,800     | 1,684  |
| QUILLBACK . . . . .                | 2,100                         | 40      | -            | -     | -          | -      |
| SAUGER . . . . .                   | 110,900                       | 9,250   | -            | -     | -          | -      |
| SUCKER "MULLET" . . . . .          | 71,000                        | 1,430   | 5,200        | 150   | 36,000     | 726    |
| TULLIBEE . . . . .                 | 771,600                       | 46,300  | 12,900       | 390   | 24,100     | 719    |
| WHITEFISH, COMMON . . . . .        | 2,400                         | 360     | 7,600        | 1,890 | 36,900     | 9,208  |
| YELLOW PERCH . . . . .             | 21,700                        | 2,870   | -            | -     | 200        | 30     |
| YELLOW PIKE . . . . .              | 419,200                       | 79,640  | -            | -     | 30,600     | 6,110  |
| TOTAL . . . . .                    | 1,979,700                     | 155,230 | 30,800       | 2,530 | 177,400    | 19,447 |

| SPECIES                            | RAINY LAKE - CONTINUED |       |         |         |
|------------------------------------|------------------------|-------|---------|---------|
|                                    | MINNESOTA - CONTINUED  |       |         |         |
|                                    | POUND NETS             |       | TOTAL   |         |
|                                    | POUNDS                 | VALUE | POUNDS  | VALUE   |
| BURBOT . . . . .                   | 4,400                  | \$130 | 37,200  | \$1,100 |
| PIKE OR PICKEREL (JACKS) . . . . . | 2,400                  | 236   | 10,700  | 1,920   |
| QUILLBACK . . . . .                | -                      | -     | (1)     | (1)     |
| SUCKER "MULLET" . . . . .          | 5,300                  | 106   | 41,300  | 832     |
| TULLIBEE . . . . .                 | 1,000                  | 31    | 25,100  | 750     |
| WHITEFISH, COMMON . . . . .        | 3,400                  | 852   | 40,300  | 10,060  |
| YELLOW PERCH . . . . .             | (1)                    | (1)   | 200     | 30      |
| YELLOW PIKE . . . . .              | 3,900                  | 790   | 34,500  | 6,900   |
| TOTAL . . . . .                    | 20,400                 | 2,145 | 197,800 | 21,592  |

1/ LESS THAN 50 POUNDS OR 50 CENTS.

## LAKE FISHERIES

## MANUFACTURED FISHERY PRODUCTS, VARIOUS YEARS 1/

| ITEM                                   |      |         | NEW YORK AND PENNSYLVANIA |          | OHIO      |          | MICHIGAN  |          |
|--|------|---------|---------------------------|----------|-----------|----------|-----------|----------|
|  | YEAR | UNIT    | QUANTITY                  | VALUE    | QUANTITY  | VALUE    | QUANTITY  | VALUE    |
| BY MANUFACTURING ESTABLISHMENTS:       |      |         |                           |          |           |          |           |          |
| ALEWICES, SPICED . . . . .             | 1940 | POUNDS  | 405,000                   | \$40,500 | 75,000    | \$7,500  | 5,000     | \$700    |
| BLUE PIKE, FRESH AND FROZEN FILLETS    | 1949 | DO      | 1,077,566                 | 462,102  | 1,160,987 | 467,982  | 162,705   | 92,162   |
| BUFFALOFISH, SMOKED . . . . .          | 1940 | DO      | -                         | -        | -         | -        | -         | -        |
| BUTTERFISH, SMOKED . . . . .           | 1940 | DO      | -                         | -        | -         | -        | 19,000    | 5,700    |
| CARP, SMOKED . . . . .                 | 1940 | DO      | -                         | -        | 1,000     | 200      | 2,300     | 5,750    |
| CHUB, CISCO, AND TULLIBEE, SMOKED .    | 1940 | DO      | 75,000                    | 23,140   | 42,000    | 8,600    | 225,000   | 74,330   |
| EELS, SMOKED . . . . .                 | 1940 | DO      | 19,500                    | 4,890    | -         | -        | -         | -        |
| HERRING, LAKE:                         |      |         |                           |          |           |          |           |          |
| FRESH FILLETS . . . . .                | 1949 | DO      | (2)                       | (2)      | -         | -        | 201,200   | 7,172    |
| FROZEN FILLETS . . . . .               | 1949 | DO      | -                         | -        | -         | -        | 76,268    | 11,803   |
| SALTED . . . . .                       | 1940 | DO      | -                         | -        | -         | -        | 1,624,574 | 47,788   |
| SMOKED . . . . .                       | 1940 | DO      | 22,000                    | 6,200    | -         | -        | 130,542   | 19,840   |
| HERRING, SEA:                          |      |         |                           |          |           |          |           |          |
| SPICED . . . . .                       | 1940 | DO      | 200,000                   | 20,000   | -         | -        | 10,000    | 1,000    |
| SMOKED . . . . .                       | 1940 | DO      | 24,000                    | 1,680    | -         | -        | -         | -        |
| LAKE TROUT:                            |      |         |                           |          |           |          |           |          |
| FRESH AND FROZEN FILLETS . . . . .     | 1949 | DO      | 6,900                     | 3,475    | (2)       | (2)      | (2)       | (2)      |
| SMOKED . . . . .                       | 1940 | DO      | -                         | -        | -         | -        | 143,000   | 43,440   |
| MACKEREL, SMOKED . . . . .             | 1940 | DO      | -                         | -        | -         | -        | 5,200     | 1,300    |
| MOONEYE, SMOKED . . . . .              | 1940 | DO      | -                         | -        | 5,000     | 600      | -         | -        |
| SABLEFISH, SMOKED . . . . .            | 1940 | DO      | -                         | -        | 46,000    | 11,500   | 222,000   | 51,710   |
| SALMON:                                |      |         |                           |          |           |          |           |          |
| SMOKED . . . . .                       | 1940 | DO      | 20,000                    | 6,000    | -         | -        | 97,000    | 32,400   |
| KIPPED . . . . .                       | 1940 | DO      | 39,000                    | 11,340   | 73,000    | 25,550   | 245,000   | 61,450   |
| SAUGER, FRESH AND FROZEN FILLETS .     | 1949 | DO      | 276,274                   | 130,508  | 19,350    | 8,990    | (2)       | (2)      |
| SHAD SMOKED . . . . .                  | 1940 | DO      | -                         | -        | -         | -        | -         | -        |
| SHEEPSHEAD, SMOKED . . . . .           | 1940 | DO      | -                         | -        | 8,000     | 1,000    | -         | -        |
| STURGEON, SMOKED . . . . .             | 1940 | DO      | 1,000                     | 900      | -         | -        | -         | -        |
| WHITEFISH, COMMON:                     |      |         |                           |          |           |          |           |          |
| FRESH AND FROZEN FILLETS . . . . .     | 1949 | DO      | 27,555                    | 13,756   | 59,000    | 29,420   | 7,700     | 4,500    |
| SMOKED . . . . .                       | 1940 | DO      | 34,578                    | 9,758    | 10,000    | 3,000    | 109,500   | 30,670   |
| WHITEFISH, MENOMINEE, SMOKED . . .     | 1940 | DO      | -                         | -        | -         | -        | 10,000    | 2,500    |
| YELLOW PERCH, FRESH AND FROZEN FILLETS |      |         |                           |          |           |          |           |          |
| 1949                                   | DO   | 23,851  | 11,028                    | 133,286  | 59,585    | 23,672   | 13,345    |          |
| 1949                                   | DO   | 121,398 | 64,452                    | 101,552  | 45,249    | 20,048   | 11,746    |          |
| UNCLASSIFIED PRODUCTS:                 |      |         |                           |          |           |          |           |          |
| PACKAGED FISH . . . . .                | 1949 | DO      | 3/7,100                   | 3/2,795  | 4/26,759  | 4/10,118 | 5/156,764 | 5/33,829 |
| MISCELLANEOUS PRODUCTS . . . . .       | 1949 | DO      | -                         | -        | -         | -        | -         | -        |
| TOTAL . . . . .                        |      |         | -                         | 812,524  | -         | 679,294  | -         | 553,135  |

| ITEM                                   |      |         | ILLINOIS AND INDIANA |           | WISCONSIN |          | MINNESOTA |         |
|--|------|---------|----------------------|-----------|-----------|----------|-----------|---------|
|  | YEAR | UNIT    | QUANTITY             | VALUE     | QUANTITY  | VALUE    | QUANTITY  | VALUE   |
| BY MANUFACTURING ESTABLISHMENTS:       |      |         |                      |           |           |          |           |         |
| ALEWICES, SPICED . . . . .             | 1940 | POUNDS  | 3,012,349            | \$301,750 | 241,150   | \$23,160 | 40,000    | \$5,500 |
| BLUE PIKE, FRESH AND FROZEN FILLETS    | 1949 | DO      | 381,915              | 148,143   | 132,500   | 49,520   | -         | -       |
| BUFFALOFISH, SMOKED . . . . .          | 1940 | DO      | 10,000               | 2,500     | -         | -        | -         | -       |
| BUTTERFISH, SMOKED . . . . .           | 1940 | DO      | 5,000                | 1,500     | -         | -        | -         | -       |
| CARP, SMOKED . . . . .                 | 1940 | DO      | 30,000               | 4,000     | 10,000    | 900      | -         | -       |
| CHUB, CISCO, AND TULLIBEE, SMOKED .    | 1940 | DO      | 1,789,647            | 552,796   | 273,307   | 80,580   | 99,718    | 22,373  |
| EELS, SMOKED . . . . .                 | 1940 | DO      | 30,455               | 7,626     | -         | -        | -         | -       |
| HERRING, LAKE:                         |      |         |                      |           |           |          |           |         |
| FRESH FILLETS . . . . .                | 1949 | DO      | (2)                  | (2)       | (2)       | (2)      | -         | -       |
| FROZEN FILLETS . . . . .               | 1940 | DO      | -                    | -         | 51,500    | 7,700    | -         | -       |
| SALTED . . . . .                       | 1942 | DO      | -                    | -         | 1,264,000 | 42,800   | 110,000   | 4,000   |
| SMOKED . . . . .                       | 1940 | DO      | 246,515              | 33,700    | 597,400   | 66,170   | 81,740    | 8,552   |
| HERRING, SEA:                          |      |         |                      |           |           |          |           |         |
| SPICED . . . . .                       | 1940 | DO      | 962,229              | 111,397   | 271,750   | 21,740   | 140,000   | 14,000  |
| SMOKED . . . . .                       | 1940 | DO      | 62,400               | 15,240    | -         | -        | -         | -       |
| LAKE TROUT:                            |      |         |                      |           |           |          |           |         |
| FRESH AND FROZEN FILLETS . . . . .     | 1949 | DO      | (2)                  | (2)       | 76,900    | 45,470   | -         | -       |
| SMOKED . . . . .                       | 1940 | DO      | 194,755              | 61,458    | 291,096   | 81,262   | 17,920    | 3,632   |
| MACKEREL, SMOKED . . . . .             | 1940 | DO      | -                    | -         | -         | -        | -         | -       |
| MOONEYE, SMOKED . . . . .              | 1940 | DO      | -                    | -         | -         | -        | -         | -       |
| SABLEFISH, SMOKED . . . . .            | 1940 | DO      | 32,495               | 9,054     | 106,500   | 24,900   | -         | -       |
| SALMON:                                |      |         |                      |           |           |          |           |         |
| SMOKED . . . . .                       | 1940 | DO      | 607,886              | 252,669   | 20,000    | 5,000    | 18,000    | 3,240   |
| KIPPED . . . . .                       | 1940 | DO      | 195,415              | 66,740    | 86,400    | 19,407   | 10,000    | 2,250   |
| SAUGER, FRESH AND FROZEN FILLETS .     | 1949 | DO      | 248,283              | 104,103   | 357,000   | 143,600  | -         | -       |
| SHAD, SMOKED . . . . .                 | 1940 | DO      | 12,000               | 3,000     | -         | -        | -         | -       |
| SHEEPSHEAD, SMOKED . . . . .           | 1940 | DO      | -                    | -         | -         | -        | -         | -       |
| STURGEON, SMOKED . . . . .             | 1940 | DO      | 15,000               | 13,500    | -         | -        | -         | -       |
| WHITEFISH, COMMON:                     |      |         |                      |           |           |          |           |         |
| FRESH AND FROZEN FILLETS . . . . .     | 1949 | DO      | 33,000               | 15,100    | 56,800    | 25,160   | -         | -       |
| SMOKED . . . . .                       | 1940 | DO      | 17,091               | 4,784     | 19,000    | 4,750    | 2,000     | 600     |
| WHITEFISH, MENOMINEE, SMOKED . . .     | 1940 | DO      | -                    | -         | -         | -        | -         | -       |
| YELLOW PERCH, FRESH AND FROZEN FILLETS |      |         |                      |           |           |          |           |         |
| 1949                                   | DO   | 29,707  | 17,566               | 207,400   | 104,044   | -        | -         |         |
| 1949                                   | DO   | 348,126 | 169,626              | 101,500   | 55,800    | -        | -         |         |
| UNCLASSIFIED PRODUCTS:                 |      |         |                      |           |           |          |           |         |
| PACKAGED FISH . . . . .                | 1949 | DO      | 6/662,400            | 6/283,450 | (7)       | (7)      | -         | -       |
| MISCELLANEOUS PRODUCTS . . . . .       | 1949 | DO      | -                    | -         | -         | 9/61,311 | -         | 9/7,402 |
| TOTAL . . . . .                        |      |         | -                    | 2,178,702 | -         | 663,274  | -         | 71,549  |

SEE FOOTNOTES ON NEXT PAGE

(CONTINUED ON NEXT PAGE)

## MANUFACTURED FISHERY PRODUCTS, VARIOUS YEARS 1/- Continued

- 1/ DATA ON THE PRODUCTION OF THE VARIOUS PRODUCTS ARE FOR THE YEARS INDICATED.  
 2/ THIS ITEM HAS BEEN INCLUDED WITH UNCLASSIFIED PRODUCTS.  
 3/ INCLUDES FRESH FILLETS OF LAKE HERRING AND WHITE BASS.  
 4/ INCLUDES FRESH AND FROZEN FILLETS OF LAKE TROUT, SHEEPSHEAD, WHITE BASS, AND UNCLASSIFIED SPECIES; AND FROZEN SALMON STEAKS.  
 5/ INCLUDES FRESH AND FROZEN FILLETS OF LAKE TROUT, SAUGER, SMELT, STURGEON, AND PICKEREL; AND FROZEN SALMON STEAKS.  
 6/ INCLUDES FRESH FILLETS OF LAKE HERRING AND LAKE TROUT, FRESH AND FROZEN FILLETS OF SALMON AND UNCLASSIFIED STEAKS.  
 7/ THIS ITEM IS INCLUDED WITH MISCELLANEOUS PRODUCTS.  
 8/ INCLUDES FRESH FILLETS OF LAKE HERRING AND SMELT, AND CANNED WHITEFISH CAVIAR.  
 9/ INCLUDES UNCLASSIFIED FISH MEAL.

NOTE:--SOME OF THE ABOVE PRODUCTS MAY HAVE BEEN IMPORTED FROM ANOTHER STATE OR A FOREIGN COUNTRY; THEREFORE THEY CANNOT BE CORRELATED DIRECTLY WITH THE CATCH WITHIN THE STATE.

## SUMMARY OF MANUFACTURED FISHERY PRODUCTS, VARIOUS YEARS

| STATES                                   |                        | SUMMARY OF STATES |           | VALUE       |  |
|--|------------------------|-------------------|-----------|-------------|--|
|  | NEW YORK . . . . .     |                   |           | \$724,917   |  |
|  | PENNSYLVANIA . . . . . |                   |           | 87,607      |  |
|  | OHIO . . . . .         |                   |           | 679,294     |  |
|  | MICHIGAN . . . . .     |                   |           | 553,135     |  |
|  | ILLINOIS . . . . .     |                   |           | 2,166,702   |  |
|  | INDIANA . . . . .      |                   |           | 12,000      |  |
|  | WISCONSIN . . . . .    |                   |           | 863,274     |  |
|  | MINNESOTA . . . . .    |                   |           | 71,549      |  |
|  | TOTAL . . . . .        |                   |           | 5,158,478   |  |
| SUMMARY OF PRODUCTS                      |                        |                   |           |             |  |
| ITEM                                     | YEAR                   | UNIT              | QUANTITY  | VALUE       |  |
| FRESH AND FROZEN PACKAGED FISH . . . . . | 1949                   | POUNDS            | 6,438,168 | \$2,658,349 |  |
| CANNED AND BYPRODUCTS . . . . .          | 1949                   | -                 | -         | 62,663      |  |
| SALTED, DRIED AND PICKLED . . . . .      | 1940                   | POUNDS            | 8,361,052 | 641,835     |  |
| SMOKED AND KIPPERED . . . . .            | 1940                   | DO                | 6,526,266 | 1,795,631   |  |
| TOTAL . . . . .                          | -                      | -                 | -         | 5,158,478   |  |



## SECTION 9.- MISSISSIPPI RIVER FISHERIES

The most recent complete catch statistics of the fisheries of the Mississippi River and its tributaries are those collected for the year 1931. The yield of fishery products in that year amounted to 82,382,523 pounds, valued at \$2,897,357, which was a decrease of 22 percent in quantity and 36 percent in value compared with the quantity and value of the catch of 1922, when the most recent preceding survey was made. Data for 1931 are presented in the General Review Section as complete data are not available for any year since.

Shown below are two supplementary tables which were supplied by the Upper Mississippi River Conservation Commission, which list the commercial catch statistics of the five upper Mississippi River states (Illinois, Iowa, Minnesota, Missouri, and Wisconsin) for the year 1949. In 1931, the five states recorded 15,427,389 pounds of finfish; in 1949, the catch in these states was reported as 8,890,771 pounds. The production of shellfish in this area in 1931 amounted to 13,684,254 pounds. The catch of shellfish was not reported in 1949.

Detailed statistics on the fisheries of the Mississippi River and its Tributaries for 1931 were published in Appendix III, to Report of Commissioner of Fisheries for the fiscal year 1933 entitled "Fishery Industries, of the United States, 1932."

A summary of these fisheries in 1931 was published in the Bureau of Fisheries annual reports entitled "Fishery Industries of the United States," for the years 1933 to 1939, inclusive and in Statistical Bulletin No. 994. Information regarding the production of cured fishery products in the Mississippi River area in 1931, and byproducts in 1949 is shown.

## CATCH BY SPECIES, UPPER MISSISSIPPI RIVER, 1949

| SPECIES                 | MISSOURI | ILLINOIS  | IOWA    | WISCONSIN | MINNESOTA | TOTAL     | VALUE     |
|-------------------------|----------|-----------|---------|-----------|-----------|-----------|-----------|
|                         | POUNDS   | POUNDS    | POUNDS  | POUNDS    | POUNDS    | POUNDS    |           |
| CARP . . . . .          | 155,586  | 863,366   | 373,390 | 2,778,850 | 591,251   | 4,762,443 | \$214,310 |
| BUFFALO . . . . .       | 74,427   | 828,422   | 171,020 | 556,937   | 124,565   | 1,755,371 | 228,198   |
| SHEEPSHEAD . . . . .    | 39,534   | 211,008   | 77,268  | 437,211   | 67,991    | 833,012   | 66,641    |
| CATFISH . . . . .       | 49,142   | 307,396   | 117,666 | 605,132   | 53,354    | 1,132,690 | 249,192   |
| BULLHEAD . . . . .      | 645      | 5,498     | 8,664   | 1,275     | 591       | 16,673    | 2,384     |
| STURGEON . . . . .      | 6,941    | 2,539     | 106     | 2,609     | -         | 12,195    | 1,707     |
| PADDLEFISH . . . . .    | 7,233    | 24,491    | -       | -         | -         | 31,724    | 4,759     |
| SUCKERS . . . . .       | 2,094    | 6,348     | 4,994   | 59,027    | 4,239     | 76,702    | 3,452     |
| QUILLBACK . . . . .     | 7,921    | 25,251    | 4,623   | 68,331    | 5,891     | 112,017   | 5,041     |
| NORTHERN PIKE . . . . . | -        | -         | 8,367   | -         | -         | 8,367     | 1,673     |
| MOONEYE . . . . .       | -        | 2,630     | 7,778   | 6,294     | 441       | 17,143    | 669       |
| EEL . . . . .           | 513      | 740       | 160     | 9         | -         | 1,422     | 171       |
| DOGFISH . . . . .       | 724      | 4,142     | 1,024   | 7,392     | 4,046     | 17,328    | 450       |
| GAR . . . . .           | 10,200   | 73,140    | 3,571   | 9,406     | 1,610     | 97,927    | 3,232     |
| TURTLE . . . . .        | -        | -         | 1,271   | 3,446     | -         | 4,717     | 236       |
| OTHER . . . . .         | -        | -         | 1,131   | 9,909     | -         | 11,040    | 430       |
| TOTAL . . . . .         | 354,960  | 2,354,971 | 781,033 | 4,545,828 | 853,979   | 8,890,771 | 782,545   |

NOTE:--THESE FIGURES WERE FURNISHED BY THE UPPER MISSISSIPPI RIVER CONSERVATION COMMISSION. SPECIES NAMES ARE THOSE USED BY THE COMMISSION IN ITS REPORT.

## CATCH BY GEAR, UPPER MISSISSIPPI RIVER, 1949

| SPECIES                | MISSOURI | ILLINOIS | IOWA    | WISCONSIN | MINNESOTA |
|------------------------|----------|----------|---------|-----------|-----------|
|                        | PERCENT  | PERCENT  | PERCENT | PERCENT   | PERCENT   |
| SET LINES . . . . .    | 9.5      | 1.4      | -       | 10.4      | 8.9       |
| SEINES . . . . .       | 8.8      | 20.2     | -       | 63.7      | 46.8      |
| GILL NETS . . . . .    | -        | -        | -       | 22.4      | 43.8      |
| TRAWL NETS . . . . .   | 27.8     | 15.2     | -       | -         | -         |
| HOOP NETS . . . . .    | 53.9     | 57.0     | -       | -         | -         |
| BASKET TRAPS . . . . . | -        | 6.2      | -       | 1.3       | -         |
| UNKNOWN . . . . .      | -        | -        | 100.0   | 2.2       | -         |
| TOTAL . . . . .        | 100.0    | 100.0    | 100.0   | 100.0     | 100.0     |

NOTE:--THESE FIGURES WERE FURNISHED BY THE UPPER MISSISSIPPI RIVER CONSERVATION COMMISSION.

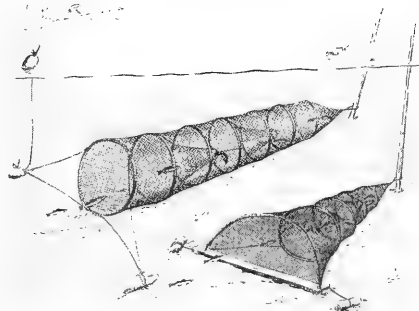
MANUFACTURED FISHERY PRODUCTS, VARIOUS YEARS <sup>1/</sup>

| ITEM                                  | STATES OF MANUFACTURE                  | YEAR | UNIT   | QUANTITY  | VALUE     |
|---------------------------------------|--|------|--------|-----------|-----------|
| BY MANUFACTURING ESTABLISHMENTS:      |  |      |        |           |           |
| SMOKED FISH:                          |  |      |        |           |           |
| BUFFALOFISH . . . . .                 | IOWA AND PENNSYLVANIA                  | 1931 | POUNDS | 25,700    | \$3,245   |
| CARP . . . . .                        | PENNSYLVANIA                           | 1931 | DO     | 700       | 245       |
| BUTTERFISH . . . . .                  | PENNSYLVANIA                           | 1931 | DO     | 2,400     | 600       |
| CHUBS . . . . .                       | OHIO, TENNESSEE, PENNSYLVANIA          | 1931 | DO     | 106,600   | 26,650    |
| EELS . . . . .                        | NEBRASKA                               | 1931 | DO     | 31,300    | 8,138     |
| LAKE TROUT . . . . .                  | PENNSYLVANIA                           | 1931 | DO     | 2,100     | 315       |
| PADDLEFISH . . . . .                  | TENNESSEE                              | 1931 | DO     | 20,000    | 5,000     |
| SABLEFISH . . . . .                   | OHIO                                   | 1931 | DO     | 30,000    | 10,500    |
| SALMON . . . . .                      | IOWA, MINNESOTA, OHIO,<br>PENNSYLVANIA | 1931 | DO     | 312,400   | 71,730    |
| STURGEON . . . . .                    | IOWA, NEBRASKA                         | 1931 | DO     | 183,300   | 46,595    |
| TULLIBEE . . . . .                    | IOWA, OHIO, PENNSYLVANIA               | 1931 | DO     | 106,600   | 21,360    |
| WHITEFISH . . . . .                   | MINNESOTA, NEBRASKA, TENNESSEE         | 1931 | DO     | 275,000   | 52,200    |
| MUSSELL-SHELL PRODUCTS:               |  |      |        |           |           |
| BUTTONS . . . . .                     | ARKANSAS, IOWA, MISSOURI               | 1949 | GROSS  | 4,354,016 | 3,251,823 |
| LIME, GRIT AND CUTSHELLS . . . . .    | IOWA                                   | 1949 | TONS   | 4,155     | 71,251    |
| MISCELLANEOUS <sup>2/</sup> . . . . . | IOWA AND OHIO                          | 1949 | -      | -         | 171,680   |
| TOTAL . . . . .                       |  |      |        | -         | 3,741,332 |

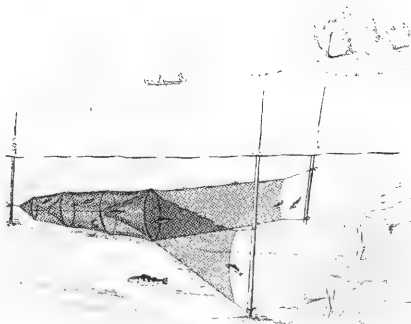
<sup>1/</sup> DATA FOR MUSSELL-SHELL PRODUCTS, MARINE PEARL-SHELL BUTTONS AND CANNED TURTLE SOUP ARE FOR 1949. ALL OTHER DATA ARE FOR 1931.

<sup>2/</sup> INCLUDES THE VALUES OF MARINE PEARL-SHELL BUTTONS IN IOWA AND CANNED TURTLE SOUP IN OHIO.

NOTE:--SOME OF THE ABOVE PRODUCTS MAY HAVE BEEN MANUFACTURED FROM PRODUCTS IMPORTED FROM ANOTHER STATE OR A FOREIGN COUNTRY; THEREFORE, THEY CANNOT BE CORRELATED DIRECTLY WITH THE CATCH FROM WITHIN THE STATE.



FYKE OR HOOPS NETS



FYKE NET WITH WINGS

SECTION 10.- ALASKA FISHERIES<sup>10</sup>

During 1949, the commercial catch of fishery products in Alaska totaled 472,889,281 pounds, valued at \$39,299,005 to the fishermen. This represented a decrease of 17 percent in quantity but an increase of 25 percent in value compared with the previous year.

The 1949 season in Alaska produced 388,345,000 pounds of salmon with a value of \$32,662,000. This was an increase of 49,975,000 pounds or 15 percent in quantity and \$9,519,000 or 41 percent in value compared with the salmon receipts during 1948. The noticeable increase in the salmon catch during 1949 was caused by the unusually heavy run of pink salmon in southeastern Alaska. The 175,683,000 pound catch of pinks in this area was the largest yearly production since 1941 when 240,245,000 pounds were landed.

During 1949, there were 125 plants canning fish and shellfish in Alaska, 6 less than in 1948. Employment in the Alaskan fisheries during 1949, was given to 28,603 persons, as compared with 30,767 in 1948. The majority of these employees were engaged in the salmon canning industry, while others worked in the canned shellfish, fresh, frozen, cured, and byproducts industries. These industries have become so interrelated in recent years that a detailed employment segregation by industries would be most difficult.

The total pack of canned salmon was 4,391,601 cases, valued at \$81,263,171. This was an increase of 9 percent in quantity and a decrease of 16 percent in value compared with the production in 1948 when 4,014,891 cases, valued at \$96,528,730 were packed.

There was a noticeable increase in the marketing of fresh salmon in Alaska during 1949. Pink and chum salmon, normally used almost exclusively for canning, comprised more than 40 percent of the total output. This resulted mainly from the sale of these two species to British Columbia canneries during the peak of the southeastern Alaska season when catches far exceeded the capacity of the Alaska canneries.

During 1949, the herring quota was reduced in the Kodiak area from 390,000 to 250,000 barrels; the Prince William Sound area from 180,000 to 150,000 barrels; and the southeastern Alaska area from 400,000 to 200,000 barrels. A barrel of herring weighs 250 pounds. The catch of herring in Alaska during 1949 totaled 33,061,172 pounds. This represents a decrease of 141,388,082 pounds compared with the 1948 season.

Because of a price disagreement between fishermen and plant operators, only 4 herring reduction plants operated in Alaska during 1949, compared with 17 plants the previous year. This caused the herring catch to fall far short of the lowered quotas.

There were 833 seines used in the Alaska fisheries during 1949. Of this amount, 701 were purse seines and 132 were haul seines. The number of gill nets used was 4,924. In addition to the above, there were 353 traps of which, 116 were driven or pile traps and 237 floating traps. These figures are exclusive of duplication which occurred when purse seines and beach seines were used in more than one field.

Since the success of the Alaska salmon fisheries depends to a great degree upon the success of the parent spawning run, a determined effort was carried out in that area during 1949 to provide new grounds and to improve the accessible spawning areas then in use. The removal of such obstructions as log jams and beaver dams was only a part of the program to increase and improve spawning conditions. Other projects included the operation of 15 weirs for counting the escapement of salmon enroute to the spawning grounds. These were used to determine the proportion of the total runs being taken for commercial purposes and to ascertain the time of arrival and duration of the runs.

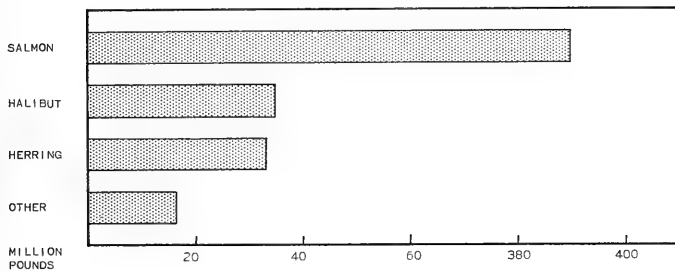
---

<sup>10</sup> Statistics on the fisheries of Alaska are collected and compiled by the Alaska Branch of the Service.

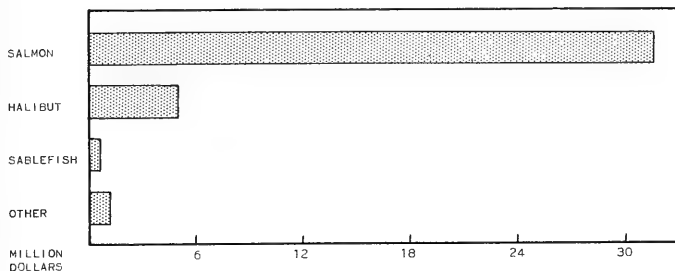


Continued exploratory fishing operations were carried out in the Bering Sea during 1949, by the Branch of Commercial Fisheries of the Fish and Wildlife Service. The activities of the chartered research vessel Deep Sea were directed primarily toward the location of king crabs and bottom fish in the Bering Sea. During the summer, trawl drags were made in the vicinity of Nome, St. Lawrence Island, St. Matthew Island, and Nunivak Island. The Alaskan and the purple species of king crab were taken, but they were of small size and widely scattered. These trawls also yielded five species of shrimp, however the gear in use was not particularly well suited to the shrimping operations. Cod and flatfish catches of numerical significance were made in the vicinity of Nunivak Island. Other exploratory operations were carried out by the Fish and Wildlife Service research vessel Oregon which operated in Alaskan waters as far north as Sitka in search of the pelagic albacore. Scattered albacore were located off south-eastern Alaska, but this species was not found in quantities of commercial importance.

ALASKA CATCH, 1949



VALUE OF ALASKA CATCH, 1949



## ALASKA FISHERIES

## SUMMARY OF DISTRICT, 1949

| ITEM   | SOUTHEAST ALASKA | CENTRAL ALASKA | WESTERN ALASKA | TOTAL 1/ |
|--|------------------|----------------|----------------|----------|
|  | NUMBER           | NUMBER         | NUMBER         | NUMBER   |
| PERSONS ENGAGED  |                  |                |                |          |
| IN FISHING . . . . .                                       | 5,261            | 3,276          | 2,220          | 10,757   |
| IN TRANSPORTING . . . . .                                  | 829              | 819            | 546            | 2,194    |
| IN WHOLESALE AND MANUFACTURING INDUSTRIES . . . . .        | 7,104            | 4,938          | 3,616          | 15,658   |
| TOTAL 1/ . . . . .   | 13,185           | 2,033          | 6,382          | 28,603   |
| CRAFT EMPLOYED   |                  |                |                |          |
| VESSELS FISHING . . . . .                                  | 1,281            | 342            | 14             | 1,601    |
| BOATS FISHING . . . . .                                    | 1,135            | 1,077          | 1,390          | 3,473    |
| VESSELS TRANSPORTING . . . . .                             | 167              | 193            | 142            | 502      |
| BOATS TRANSPORTING . . . . .                               | 120              | 90             | 44             | 254      |
| BOATS USED OTHER THAN IN FISHING OR TRANSPORTING . . . . . | 13               | 12             | 13             | 38       |
| SCOWS, HOUSEBOATS, PILE DRIVERS, ETC. . . . .              | 159              | 198            | 139            | 484      |
| TOTAL 1/ . . . . .   | 2,872            | 1,900          | 1,742          | 6,349    |
| WHOLESALE AND MANUFACTURING ESTABLISHMENTS . . . . .       | 91               | 97             | 39             | 227      |

| ITEM   | SOUTHEAST ALASKA |              | CENTRAL ALASKA |             | WESTERN ALASKA |             | TOTAL       |              |
|--|------------------|--------------|----------------|-------------|----------------|-------------|-------------|--------------|
|  | POUNDS           | VALUE        | POUNDS         | VALUE       | POUNDS         | VALUE       | POUNDS      | VALUE        |
| FISH:  |                  |              |                |             |                |             |             |              |
| SALMON . . . . .                                 | 231,896,520      | \$22,561,784 | 111,652,376    | \$7,723,397 | 44,796,264     | \$2,377,316 | 388,345,160 | \$32,662,497 |
| OTHER . . . . .                                  | 69,842,119       | 5,319,672    | 5,838,198      | 722,250     | 2,185,547      | 54,639      | 77,915,854  | 6,096,561    |
| SHELLFISH . . . . .                              | 2,710,063        | 209,132      | 2,711,249      | 259,398     | 1,206,945      | 72,417      | 6,628,257   | 539,947      |
| TOTAL . . . . .                                  | 304,448,702      | 28,089,588   | 120,251,823    | 8,705,045   | 48,188,756     | 2,504,372   | 472,889,281 | 39,299,005   |
| PRODUCTS AS PREPARED FOR MARKET                  |                  |              |                |             |                |             |             |              |
| SALMON . . . . .                                 | 139,236,778      | 45,029,966   | 63,463,276     | 25,801,425  | 29,916,304     | 15,281,275  | 232,616,358 | 86,112,666   |
| HERRING . . . . .                                | 14,759,370       | 935,908      | 323,042        | 8,198       | -              | -           | 15,081,412  | 944,106      |
| HALIBUT . . . . .                                | 23,306,839       | 4,670,960    | 4,206,405      | 754,794     | -              | -           | 27,513,244  | 5,425,754    |
| COD . . . . .                                    | 13,056           | 3,254        | 1,193          | 227         | 660,664        | 74,660      | 660,664     | 74,680       |
| TROUT . . . . .                                  | 13,056           | 3,254        | 1,193          | 227         | -              | -           | 14,249      | 3,481        |
| SABLEFISH . . . . .                              | 4,265,033        | 527,920      | 16,738         | 2,015       | -              | -           | 4,281,771   | 529,935      |
| ROCKFISHES . . . . .                             | 10,167           | 2,584        | -              | -           | -              | -           | 10,167      | 2,584        |
| LINGCOD . . . . .                                | 130,000          | 12,354       | -              | -           | -              | -           | 130,000     | 12,354       |
| SHARK LIVERS AND OIL (CHIEFLY DOGFISH) . . . . . | 143,591          | 40,889       | 2,201          | 330         | -              | -           | 145,792     | 41,219       |
| SKATE LIVERS UNCL. LIVERS AND OIL . . . . .      | 7,995            | 800          | -              | -           | -              | -           | 7,995       | 800          |
| CLAMS . . . . .                                  | 21,814           | 4,168        | 1,523          | 228         | -              | -           | 23,337      | 4,396        |
| CRABS . . . . .                                  | -                | -            | 621,828        | 683,960     | -              | -           | 621,828     | 683,960      |
| SHRIMP . . . . .                                 | 114,537          | 101,546      | 264,871        | 249,897     | 495,621        | 271,155     | 875,029     | 622,598      |
| OYSTERS . . . . .                                | 521,703          | 473,790      | -              | -           | -              | -           | 521,703     | 473,790      |
| FUR-SEAL BY-PRODUCTS . . . . .                   | 1,584            | 934          | -              | -           | -              | -           | 1,584       | 934          |
| TOTAL . . . . .                                  | 182,531,457      | 51,805,073   | 68,901,077     | 27,501,074  | 32,135,339     | 15,703,329  | 283,567,873 | 95,009,476   |

1/ EXCLUSIVE OF DUPLICATION.

NOTE:—DATA ON CATCHES AND PRODUCTS AS PREPARED FOR MARKET INCLUDE FARES OF VESSELS OF U. S. REGISTRY LANDED AT ALASKAN AND BRITISH COLUMBIA PORTS, AND FARES OF COD AND KING CRAB FISHING VESSELS OPERATING ON THE HIGH SEAS OFF THE ALASKAN COAST AND LANDED IN PACIFIC COAST PORTS.

## SUMMARY OF OPERATING UNITS, 1949

| ITEM                   | SOUTHEAST ALASKA | CENTRAL ALASKA | WESTERN ALASKA | TOTAL 1/ | ITEM - CONTINUED          | SOUTHEAST ALASKA | CENTRAL ALASKA | WESTERN ALASKA | TOTAL 1/ |
|------------------------|------------------|----------------|----------------|----------|---------------------------|------------------|----------------|----------------|----------|
|                        | NUMBER           | NUMBER         | NUMBER         | NUMBER   |                           | NUMBER           | NUMBER         | NUMBER         | NUMBER   |
| FISHERMEN . . . . .    | 5,261            | 3,276          | 2,220          | 10,757   | APPARATUS—CONTINUED:      |                  |                |                |          |
| VESSELS FISHING:       |                  |                |                |          | GILL NETS . . . . .       | 359              | 399            | 1,419          | 4,924    |
| MOTOR . . . . .        | 1,281            | 342            | 14             | 1,597    | YARDS . . . . .           | 107,124          | 432,850        | 303,350        | 843,324  |
| NET TONNAGE . . . . .  | 15,168           | 4,326          | 996            | 19,861   | BEAM TRAWLS . . . . .     | 7                | -              | -              | 7        |
| BOATS FISHING:         |                  |                |                |          | LINES:                    |                  |                |                |          |
| MOTOR . . . . .        | 1,021            | 892            | 3              | 1,790    | HAND LINES (COD)          | 2                | -              | 50             | 52       |
| OTHER . . . . .        | 114              | 185            | 1,387          | 1,683    | SKATES OF LINES (HALIBUT) | 6,628            | -              | -              | 6,628    |
| APPARATUS:             |                  |                |                |          | HOOKS (SABLEFISH, ETC.)   | 22,761           | -              | -              | 22,761   |
| TRAPS . . . . .        | 216              | 137            | -              | 353      | TROLL (SALMON)            | 26,004           | 18             | -              | 26,022   |
| PURSE SEINES . . . . . | 256              | 447            | 9              | 701      | CRAB POTS . . . . .       | 340              | 997            | -              | 1,337    |
| YARDS . . . . .        | 106,076          | 126,218        | 3,420          | 220,156  | CLAM SHOVELS . . . . .    | -                | 289            | -              | 289      |
| MAUL SEINES . . . . .  | 12               | 119            | 4              | 132      | OTTER TRAWLS (BOTTOMFISH) | 1                | -              | -              | 1        |
| YARDS . . . . .        | 1,980            | 27,226         | 600            | 29,206   | (KING CRAB)               | -                | 1              | 3              | 3        |
| GILL NETS:             |                  |                |                |          |                           |                  |                |                |          |
| (DOGFISH) . . . . .    | 10               | -              | -              | 10       |                           |                  |                |                |          |
| YARDS . . . . .        | 3,400            | -              | -              | 3,400    |                           |                  |                |                |          |

1/ EXCLUSIVE OF DUPLICATION.

# ALASKA FISHERIES

239

## SUMMARY OF CATCH, 1949 <sup>1/</sup>

(ESTIMATED ROUND WEIGHT AND VALUE TO FISHERMEN)

| ITEM   | SOUTHEAST ALASKA   |                   | CENTRAL ALASKA     |                  | WESTERN ALASKA    |                  | TOTAL              |                   |
|--|--------------------|-------------------|--------------------|------------------|-------------------|------------------|--------------------|-------------------|
|  | POUNDS             | VALUE             | POUNDS             | VALUE            | POUNDS            | VALUE            | POUNDS             | VALUE             |
| <b>SALMON:</b>                                   |                    |                   |                    |                  |                   |                  |                    |                   |
| CHINOOK OR KING.                                 | 9,601,260          | \$1,786,799       | 2,581,960          | \$290,470        | 1,892,480         | \$141,936        | 14,075,700         | \$2,219,205       |
| CHUM OR KETA . . .                               | 23,154,752         | 1,591,889         | 20,256,680         | 759,625          | 3,322,568         | 132,903          | 46,734,000         | 2,484,417         |
| PINK . . . . .                                   | 175,682,704        | 16,470,253        | 53,266,700         | 3,062,935        | -                 | 200              | 228,949,604        | 19,533,093        |
| RED OR SOCKEYE . .                               | 2,938,704          | 311,833           | 28,888,098         | 3,129,544        | 39,102,000        | 2,085,440        | 70,928,892         | 5,606,823         |
| SILVER OR COHO . .                               | 20,519,010         | 2,321,004         | 6,658,938          | 480,923          | 479,016           | 17,032           | 27,656,964         | 2,818,959         |
| HERRING . . . . .                                | 32,738,130         | 409,227           | 323,042            | 4,845            | -                 | -                | 33,061,172         | 414,072           |
| HALIBUT . . . . .                                | 29,676,538         | 4,442,741         | 5,519,805          | 715,161          | -                 | -                | 35,196,343         | 5,157,902         |
| COD . . . . .                                    | -                  | -                 | -                  | -                | 2,185,547         | 54,639           | 2,185,547          | 54,639            |
| <b>TROUT:</b>                                    |                    |                   |                    |                  |                   |                  |                    |                   |
| DOLLY VARDEN . . .                               | 13,730             | 1,030             | 1,591              | 119              | -                 | -                | 15,321             | 1,149             |
| STEELHEAD . . . .                                | 4,275              | 415               | -                  | -                | -                 | -                | 4,275              | 415               |
| SABLEFISH . . . . .                              | 5,728,306          | 425,807           | 25,418             | 1,567            | -                 | -                | 5,753,724          | 427,374           |
| ROCKFISHES . . . .                               | 13,353             | 2,302             | -                  | -                | -                 | -                | 13,353             | 2,302             |
| LINGCOD . . . . .                                | 178,804            | 9,979             | -                  | -                | -                 | -                | 178,804            | 9,979             |
| SHARK . . . . .                                  | 1,289,108          | 23,203            | 18,342             | 330              | -                 | -                | 1,307,450          | 23,533            |
| SKATE . . . . .                                  | 199,875            | 800               | -                  | -                | -                 | -                | 199,875            | 800               |
| UNCL. LIVERS AND VISCERA <sup>2/</sup> . . . . . | -                  | 4,168             | -                  | 228              | -                 | -                | -                  | 4,396             |
| <b>TOTAL . . . . .</b>                           | <b>301,738,639</b> | <b>27,081,456</b> | <b>117,540,574</b> | <b>8,445,647</b> | <b>46,901,811</b> | <b>2,431,955</b> | <b>466,261,024</b> | <b>38,759,058</b> |
| <b>SHELLFISH</b>                                 |                    |                   |                    |                  |                   |                  |                    |                   |
| <b>CLAMS:</b>                                    |                    |                   |                    |                  |                   |                  |                    |                   |
| BUTTER . . . . .                                 | -                  | -                 | 5,652              | 339              | -                 | -                | 5,652              | 339               |
| COCKLES . . . . .                                | -                  | -                 | 8,316              | 499              | -                 | -                | 8,316              | 499               |
| RAZOR . . . . .                                  | -                  | -                 | 1,699,695          | 203,693          | -                 | -                | 1,699,695          | 203,693           |
| <b>CRABS:</b>                                    |                    |                   |                    |                  |                   |                  |                    |                   |
| DUNGENESS . . . .                                | 430,815            | 25,849            | 977,586            | 54,867           | -                 | -                | 1,428,401          | 80,716            |
| KING . . . . .                                   | -                  | -                 | -                  | -                | 1,206,945         | 72,417           | 1,206,945          | 72,417            |
| SHRIMP . . . . .                                 | 2,267,934          | 181,434           | -                  | -                | -                 | -                | 2,267,934          | 181,434           |
| OYSTERS . . . . .                                | 11,314             | 849               | -                  | -                | -                 | -                | 11,314             | 849               |
| <b>TOTAL . . . . .</b>                           | <b>2,710,063</b>   | <b>208,132</b>    | <b>2,711,249</b>   | <b>259,398</b>   | <b>1,206,945</b>  | <b>72,417</b>    | <b>6,628,257</b>   | <b>539,947</b>    |
| <b>GRAND TOTAL.</b>                              | <b>304,448,702</b> | <b>28,089,588</b> | <b>120,251,823</b> | <b>8,705,045</b> | <b>48,188,756</b> | <b>2,504,372</b> | <b>472,889,281</b> | <b>39,299,005</b> |

<sup>1/</sup> INCLUDES CATCHES OF HALIBUT, SABLEFISH, LINGCOD, AND ROCKFISHES LANDED BY VESSELS OF U. S. REGISTRY IN BRITISH COLUMBIA PORTS. ROUND WEIGHTS OF FISH TAKEN BY HALIBUT VESSELS WERE OBTAINED BY MULTIPLYING REPORTED WEIGHTS, REPRESENTING POUNDAGE OF FISH Eviscerated AND WITH HEADS OFF, BY THE FOLLOWING FACTORS: HALIBUT, 1.33; AND SABLEFISH, LINGCOD, AND ROCKFISHES, 1.43. VALUES INCLUDE PAYMENTS RECEIVED FOR LIVERS AND VISCERA AS FOLLOWS: HALIBUT, \$797,259; SABLEFISH, \$165,701; LINGCOD, \$6,839 AND ROCKFISHES, \$700.

<sup>2/</sup> UNCLASSIFIED LIVERS AND VISCERA ARE LISTED FOR VALUE ONLY AS IT IS ASSUMED THAT ROUND WEIGHTS OF THE FISH ARE REPORTED ELSEWHERE.

## TRANSPORTING, WHOLESALE AND MANUFACTURING, 1949

| ITEM   | SOUTHEAST ALASKA | CENTRAL ALASKA | WESTERN ALASKA | TOTAL <sup>1/</sup> |
|--|------------------|----------------|----------------|---------------------|
|  | NUMBER           | NUMBER         | NUMBER         | NUMBER              |
| <b>TRANSPORTING:</b>                                   |                  |                |                |                     |
| PERSONS ENGAGED . . . . .                              | 829              | 619            | 546            | 2,194               |
| <b>RAFT TRANSPORTING:</b>                              |                  |                |                |                     |
| VESSLS, MOTOR . . . . .                                | 167              | 193            | 142            | 502                 |
| NET TONNAGE . . . . .                                  | 6,708            | 9,026          | 6,592          | 22,326              |
| BOATS, MOTOR . . . . .                                 | 30               | 17             | 25             | 72                  |
| BOATS, OTHER . . . . .                                 | 90               | 73             | 19             | 182                 |
| LIGHTERS, AND SCOWS . . . . .                          | 113              | 141            | 104            | 358                 |
| <b>WHOLESALE AND MANUFACTURING,</b>                    |                  |                |                |                     |
| PERSONS ENGAGED . . . . .                              | 7,104            | 4,938          | 3,616          | 15,658              |
| <b>ESTABLISHMENTS:</b>                                 |                  |                |                |                     |
| HANDLING FRESH AND FROZEN FISH AND SHELLFISH . . . . . | 52               | 23             | 8              | 80                  |
| CURING FISH . . . . .                                  | 26               | 11             | 10             | 47                  |
| CANNING FISH AND SHELLFISH . . . . .                   | 37               | 68             | 23             | 125                 |
| MANUFACTURING BYPRODUCTS . . . . .                     | 6                | 4              | 1              | 11                  |
| <b>TOTAL <sup>1/</sup> . . . . .</b>                   | <b>91</b>        | <b>97</b>      | <b>39</b>      | <b>227</b>          |

<sup>1/</sup> EXCLUSIVE OF DUPLICATION.

NOTE:--IN ADDITION 38 BOATS AND 126 SCOWS, HOUSEBOATS, PILE DRIVERS, AND PULLERS WERE USED FOR PURPOSES OTHER THAN FISHING AND TRANSPORTING.

## ALASKA FISHERIES

## MANUFACTURED FISHERY PRODUCTS, 1949

| ITEM  | SOUTHEAST ALASKA |           | CENTRAL ALASKA |         | WESTERN ALASKA |          | TOTAL      |           |
|---|------------------|-----------|----------------|---------|----------------|----------|------------|-----------|
|   | POUNDS           | VALUE     | POUNDS         | VALUE   | POUNDS         | VALUE    | POUNDS     | VALUE     |
| <b>FRESH</b>  |                  |           |                |         |                |          |            |           |
| SALMON:   |                  |           |                |         |                |          |            |           |
| FOOD . . . . .  | 2,625,298        | \$499,639 | 33,589         | \$5,226 | -              | -        | 2,658,887  | \$504,865 |
| BAIT . . . . .  | 4,650            | 46        | -              | -       | -              | -        | 4,650      | 46        |
| ANIMAL FOOD . . . . .                                       | -                | -         | 14,900         | 1,158   | -              | -        | 14,900     | 1,158     |
| HERRING FOR BAIT . . . . .                                  | 1,537,000        | 19,055    | 108,042        | 1,923   | -              | -        | 1,645,042  | 20,978    |
| HALIBUT 1/2 . . . . .                                       | 4,698,177        | 870,307   | 12,148         | 2,648   | -              | -        | 4,710,325  | 872,955   |
| HALIBUT LIVERS 1/2 . . . . .                                | 428,240          | 544,108   | 19,418         | 26,187  | -              | -        | 447,658    | 570,295   |
| HALIBUT VISCERA 1/2 . . . . .                               | 767,776          | 201,518   | 36,758         | 10,084  | -              | -        | 804,534    | 211,602   |
| LINGCOD . . . . .   | 10,570           | 317       | -              | -       | -              | -        | 10,570     | 317       |
| LINGCOD LIVERS . . . . .                                    | 4,885            | 7,690     | -              | -       | -              | -        | 4,885      | 7,690     |
| LINGCOD VISCERA . . . . .                                   | 77               | 23        | -              | -       | -              | -        | 77         | 23        |
| ROCKFISHES:   |                  |           |                |         |                |          |            |           |
| LIVERS . . . . .  | 488              | 490       | -              | -       | -              | -        | 488        | 490       |
| VISCERA . . . . .   | 9                | 3         | -              | -       | -              | -        | 9          | 3         |
| SABLEFISH 1/2 . . . . .                                     | 36,020           | 2,787     | -              | -       | -              | -        | 36,020     | 2,787     |
| SABLEFISH LIVERS 1/2 . . . . .                              | 107,473          | 161,143   | 34             | 53      | -              | -        | 109,507    | 161,196   |
| SABLEFISH VISCERA 1/2 . . . . .                             | 174,851          | 40,930    | -              | -       | -              | -        | 174,851    | 40,930    |
| SHARK LIVERS (CHIEFLY<br>DOG FISH) 1/2 . . . . .            | 122,945          | 35,421    | 2,201          | 330     | -              | -        | 125,146    | 35,751    |
| SKATE LIVERS . . . . .                                      | 7,995            | 800       | -              | -       | -              | -        | 7,995      | 800       |
| UNCLASSIFIED FISH<br>LIVERS . . . . .                       | 16,005           | 2,663     | 1,528          | 228     | -              | -        | 17,528     | 2,891     |
| CRABS:  |                  |           |                |         |                |          |            |           |
| DUNGENESS, COLD-<br>PACKED . . . . .                        | 52,938           | 46,332    | 1,005          | 1,005   | -              | -        | 53,943     | 47,337    |
| KING, COLD-PACKED.<br>SHRIMP MEAT:<br>COLD-PACKED . . . . . | -                | -         | -              | -       | 34,500         | \$37,950 | 34,500     | 37,950    |
| IN BULK . . . . .   | 491,327          | 461,225   | -              | -       | -              | -        | 491,327    | 461,225   |
| OYSTERS, SHUCKED . . . . .                                  | 1,584            | 934       | -              | -       | -              | -        | 1,584      | 934       |
| TOTAL . . . . .   | 11,094,426       | 2,898,753 | 229,618        | 48,842  | 34,500         | 37,950   | 11,358,544 | 2,985,545 |
| <b>FROZEN</b>   |                  |           |                |         |                |          |            |           |
| SALMON:   |                  |           |                |         |                |          |            |           |
| FOOD . . . . .  | 10,255,785       | 2,149,063 | 655,079        | 111,436 | 1,241,705      | 280,052  | 12,152,569 | 2,540,551 |
| BAIT . . . . .  | 51,600           | 2,515     | -              | -       | -              | -        | 51,600     | 2,515     |
| HERRING FOR BAIT . . . . .                                  | 4,217,300        | 74,422    | 215,000        | 6,275   | -              | -        | 4,432,300  | 80,697    |
| HALIBUT . . . . .   | 17,261,301       | 2,943,064 | 4,073,441      | 699,384 | -              | -        | 21,334,742 | 3,642,448 |
| HALIBUT FILLETS<br>AND STEAKS . . . . .                     | 138,396          | 34,599    | 64,640         | 16,491  | -              | -        | 203,036    | 51,090    |
| HALIBUT CHEEKS . . . . .                                    | 1,070            | 246       | -              | -       | -              | -        | 1,070      | 246       |
| LINGCOD . . . . .   | 114,468          | 4,324     | -              | -       | -              | -        | 114,468    | 4,324     |
| ROCKFISHES . . . . .  | 9,338            | 391       | -              | -       | -              | -        | 9,338      | 391       |
| SABLEFISH . . . . .   | 3,873,790        | 301,796   | 14,018         | 1,562   | -              | -        | 3,887,808  | 303,358   |
| TROUT:  |                  |           |                |         |                |          |            |           |
| DOLLY VARDEN . . . . .                                      | 10,300           | 2,480     | 1,193          | 227     | -              | -        | 11,493     | 2,707     |
| STEELHEAD . . . . .   | 206              | 27        | -              | -       | -              | -        | 206        | 27        |
| CLAMS:  |                  |           |                |         |                |          |            |           |
| BUTTER, MEAT . . . . .                                      | -                | -         | 2,016          | 504     | -              | -        | 2,016      | 504       |
| RAZOR:  |                  |           |                |         |                |          |            |           |
| MEAT . . . . .  | -                | -         | 300            | 150     | -              | -        | 300        | 150       |
| IN SHELL . . . . .  | -                | -         | 45,687         | 10,692  | -              | -        | 45,687     | 10,692    |
| CRABS:  |                  |           |                |         |                |          |            |           |
| DUNGENESS:  |                  |           |                |         |                |          |            |           |
| MEAT . . . . .  | -                | -         | 39,510         | 19,755  | -              | -        | 39,510     | 19,755    |
| IN SHELL . . . . .  | 9,111            | 1,556     | 15,966         | 2,895   | -              | -        | 25,077     | 4,451     |
| KING:   |                  |           |                |         |                |          |            |           |
| MEAT . . . . .  | -                | -         | -              | -       | 129,708        | 117,520  | 129,708    | 117,520   |
| IN SHELL . . . . .  | -                | -         | -              | -       | 3,363          | 869      | 3,363      | 869       |
| LEGS AND CLAMS . . . . .                                    | -                | -         | 3,500          | 1,750   | 328,050        | 114,817  | 331,550    | 116,567   |
| SHRIMP:   |                  |           |                |         |                |          |            |           |
| MEAT . . . . .  | 1,328            | 1,660     | -              | -       | -              | -        | 1,328      | 1,660     |
| IN SHELL . . . . .  | 24,930           | 7,583     | -              | -       | -              | -        | 24,930     | 7,583     |
| TOTAL . . . . .   | 35,269,123       | 5,523,726 | 5,130,350      | 871,121 | 1,702,826      | 513,257  | 42,802,299 | 6,908,104 |
| <b>CURED</b>  |                  |           |                |         |                |          |            |           |
| SALMON:   |                  |           |                |         |                |          |            |           |
| MILD CURED . . . . .  | 3,493,794        | 1,400,361 | 23,925         | 6,115   | 157,575        | 62,975   | 3,675,294  | 1,469,451 |
| PICKLED . . . . .   | -                | -         | 91,925         | 21,340  | 186,800        | 67,242   | 278,725    | 88,582    |
| SMOKED . . . . .  | 8,803            | 2,755     | 7,443          | 6,289   | -              | -        | 16,246     | 9,044     |
| KIPPERED . . . . .  | -                | -         | 11,511         | 9,108   | -              | -        | 11,511     | 9,108     |
| COD:  |                  |           |                |         |                |          |            |           |
| DRY-SALTED . . . . .  | -                | -         | -              | -       | 655,664        | 72,680   | 655,664    | 72,680    |
| TONGUES, SALTED . . . . .                                   | -                | -         | -              | -       | 5,000          | 2,000    | 5,000      | 2,000     |
| SABLEFISH:  |                  |           |                |         |                |          |            |           |
| SALTED . . . . .  | 63,181           | 8,730     | 2,686          | 400     | -              | -        | 65,867     | 9,130     |
| SMOKED . . . . .  | 5,458            | 1,364     | -              | -       | -              | -        | 5,458      | 1,364     |
| TROUT, STEELHEAD,<br>SMOKED . . . . .                       | 150              | 47        | -              | -       | -              | -        | 150        | 47        |
| TOTAL . . . . .   | 3,571,386        | 1,413,257 | 137,490        | 43,252  | 1,005,039      | 204,897  | 4,713,915  | 1,661,406 |

# ALASKA FISHERIES

241

## MANUFACTURED FISHERY PRODUCTS, 1949 - Continued

| ITEM                                    | SOUTHEAST ALASKA   |                   | CENTRAL ALASKA    |                   | WESTERN ALASKA    |                   | TOTAL              |                   |
|---|--------------------|-------------------|-------------------|-------------------|-------------------|-------------------|--------------------|-------------------|
|   | POUNDS             | VALUE             | POUNDS            | VALUE             | POUNDS            | VALUE             | POUNDS             | VALUE             |
| <b>CANNED</b>                           |                    |                   |                   |                   |                   |                   |                    |                   |
| SALMON:                                 |                    |                   |                   |                   |                   |                   |                    |                   |
| CHINOOK OR KING                         | 48,720             | \$23,740          | 1,680,960         | \$849,809         | 670,752           | \$385,064         | 2,400,432          | \$1,258,613       |
| CHUM OR KETA . .                        | 11,687,181         | 3,594,161         | 10,547,712        | 3,414,396         | 1,742,352         | 572,829           | 23,977,248         | 7,581,386         |
| PINK . . . . .                          | 100,991,136        | 33,493,760        | 27,760,704        | 9,427,948         | -                 | -                 | 128,751,840        | 42,921,708        |
| RED OR SOCKEYE .                        | 1,895,496          | 1,080,210         | 18,850,512        | 10,605,060        | 25,698,000        | 13,820,804        | 46,447,008         | 25,506,074        |
| SILVER OR COHO .                        | 5,996,112          | 2,627,716         | 3,018,048         | 1,285,347         | 219,120           | 92,309            | 9,233,280          | 4,005,372         |
| SCRAPS FOR DOG<br>FOOD . . . . .        | -                  | -                 | 3,600             | 450               | -                 | -                 | 3,600              | 450               |
| TROUT, STEELHEAD.                       | 2,400              | 700               | -                 | -                 | -                 | -                 | 2,400              | 700               |
| <b>CLAMS:</b>                           |                    |                   |                   |                   |                   |                   |                    |                   |
| BUTTER . . . . .                        | -                  | -                 | 540               | 415               | -                 | -                 | 540                | 415               |
| BUTTER, JUICE . .                       | -                  | -                 | 3,360             | 300               | -                 | -                 | 3,360              | 300               |
| COCKLES . . . . .                       | -                  | -                 | 2,772             | 2,570             | -                 | -                 | 2,772              | 2,570             |
| RAZOR . . . . .                         | -                  | -                 | 567,153           | 669,329           | -                 | -                 | 567,153            | 669,329           |
| CRABS, DUNGNESS .                       | 52,488             | 53,658            | 204,690           | 224,492           | -                 | -                 | 257,378            | 278,150           |
| <b>TOTAL . . . . .</b>                  | <b>120,676,536</b> | <b>40,873,945</b> | <b>62,640,251</b> | <b>26,480,116</b> | <b>28,330,224</b> | <b>14,871,006</b> | <b>211,647,011</b> | <b>82,225,067</b> |
| <b>BYPRODUCTS</b>                       |                    |                   |                   |                   |                   |                   |                    |                   |
| <b>OIL:</b>                             |                    |                   |                   |                   |                   |                   |                    |                   |
| SALMON . . . . .                        | 375,000            | 30,000            | 123,930           | 7,596             | -                 | -                 | 498,930            | 37,596            |
| HERRING . . . . .                       | 4,506,765          | 332,723           | -                 | -                 | -                 | -                 | 4,506,765          | 332,723           |
| <b>HALIBUT:</b>                         |                    |                   |                   |                   |                   |                   |                    |                   |
| LIVER . . . . .                         | 6,326              | 52,028            | -                 | -                 | -                 | -                 | 6,326              | 52,028            |
| VISCERA . . . . .                       | 5,553              | 25,090            | -                 | -                 | -                 | -                 | 5,553              | 25,090            |
| ROCKFISH LIVER .                        | 332                | 1,700             | -                 | -                 | -                 | -                 | 332                | 1,700             |
| <b>SABLEFISH:</b>                       |                    |                   |                   |                   |                   |                   |                    |                   |
| LIVER . . . . .                         | 1,688              | 8,570             | -                 | -                 | -                 | -                 | 1,688              | 8,570             |
| VISCERA . . . . .                       | 572                | 2,600             | -                 | -                 | -                 | -                 | 572                | 2,600             |
| <b>SHARK LIVER</b><br>(CHIEFLY DOGFISH) | 20,636             | 5,468             | -                 | -                 | -                 | -                 | 20,636             | 5,468             |
| UNCL. FISH LIVER                        | 5,809              | 1,505             | -                 | -                 | -                 | -                 | 5,809              | 1,505             |
| FUR-SEAL . . . . .                      | -                  | -                 | -                 | -                 | 369,400           | 20,592            | 369,400            | 20,592            |
| <b>MEAL:</b>                            |                    |                   |                   |                   |                   |                   |                    |                   |
| SALMON . . . . .                        | 1,800,000          | 126,000           | 639,438           | 50,147            | -                 | -                 | 2,439,438          | 176,147           |
| HERRING . . . . .                       | 4,497,305          | 509,708           | -                 | -                 | -                 | -                 | 4,497,305          | 509,708           |
| FUR-SEAL . . . . .                      | -                  | -                 | -                 | -                 | 693,350           | 55,627            | 693,350            | 55,627            |
| <b>TOTAL . . . . .</b>                  | <b>11,219,986</b>  | <b>1,095,392</b>  | <b>763,368</b>    | <b>57,743</b>     | <b>1,062,750</b>  | <b>76,219</b>     | <b>13,046,104</b>  | <b>1,229,354</b>  |
| <b>GRAND TOTAL . .</b>                  | <b>182,531,457</b> | <b>51,805,073</b> | <b>68,901,077</b> | <b>27,501,074</b> | <b>32,135,339</b> | <b>15,703,329</b> | <b>283,567,873</b> | <b>95,009,476</b> |

1/ INCLUDES LANDINGS OF ALASKA FLEET IN BRITISH COLUMBIA PORTS.

## REVIEW OF THE PRODUCTION OF CANNED FISHERY PRODUCTS, 1949 <sup>1/</sup>

| ITEM                   | SOUTHEAST ALASKA <sup>2/</sup> |                   | CENTRAL ALASKA <sup>3/</sup> |                   | WESTERN ALASKA |                   | TOTAL            |                   |
|------------------------|--------------------------------|-------------------|------------------------------|-------------------|----------------|-------------------|------------------|-------------------|
|                        | CASES                          | VALUE             | CASES                        | VALUE             | CASES          | VALUE             | CASES            | VALUE             |
| <b>FISH</b>            |                                |                   |                              |                   |                |                   |                  |                   |
| SALMON:                |                                |                   |                              |                   |                |                   |                  |                   |
| CHINOOK OR KING .      | 1,015                          | \$23,740          | 35,020                       | \$849,809         | 13,974         | \$385,064         | 50,009           | \$1,258,613       |
| CHUM OR KETA . . .     | 243,483                        | 3,594,161         | 219,744                      | 3,414,396         | 36,299         | 572,829           | 499,526          | 7,581,386         |
| PINK . . . . .         | 2,103,982                      | 33,493,760        | 578,348                      | 9,427,948         | -              | -                 | 2,682,330        | 42,921,708        |
| RED OR SOCKEYE . .     | 39,552                         | 1,080,210         | 392,719                      | 10,605,060        | 535,375        | 13,820,804        | 967,646          | 25,506,074        |
| SILVER OR COHO . .     | 124,919                        | 2,627,716         | 62,876                       | 1,285,347         | 4,565          | 92,309            | 192,360          | 4,005,372         |
| SCRAPS (DOG FOOD)      | -                              | -                 | 75                           | 450               | -              | -                 | 75               | 450               |
| TROUT, STEELHEAD .     | 50                             | 700               | -                            | -                 | -              | -                 | 50               | 700               |
| <b>TOTAL . . . . .</b> | <b>2,513,001</b>               | <b>40,820,287</b> | <b>1,288,782</b>             | <b>25,583,010</b> | <b>590,213</b> | <b>14,871,006</b> | <b>4,391,936</b> | <b>81,274,303</b> |
| <b>SHELLFISH</b>       |                                |                   |                              |                   |                |                   |                  |                   |
| <b>CLAMS:</b>          |                                |                   |                              |                   |                |                   |                  |                   |
| BUTTER . . . . .       | -                              | -                 | 36                           | 415               | -              | -                 | 36               | 415               |
| BUTTER, JUICE . . .    | -                              | -                 | 140                          | 300               | -              | -                 | 140              | 300               |
| COCKLES . . . . .      | -                              | -                 | 185                          | 2,570             | -              | -                 | 185              | 2,570             |
| RAZOR . . . . .        | -                              | -                 | 37,846                       | 669,329           | -              | -                 | 37,846           | 669,329           |
| CRABS, DUNGNESS . .    | 2,692                          | 53,658            | 10,507                       | 224,492           | -              | -                 | 13,199           | 278,150           |
| <b>TOTAL . . . . .</b> | <b>2,692</b>                   | <b>53,658</b>     | <b>48,714</b>                | <b>897,106</b>    | <b>-</b>       | <b>-</b>          | <b>51,406</b>    | <b>950,764</b>    |
| <b>GRAND TOTAL . .</b> | <b>2,515,693</b>               | <b>40,873,945</b> | <b>1,337,496</b>             | <b>26,480,116</b> | <b>590,213</b> | <b>14,871,006</b> | <b>4,443,402</b> | <b>82,225,067</b> |

1/ THE PACKS OF SALMON AND TROUT HAVE BEEN CONVERTED TO "STANDARD CASES" OF 48 ONE-POUND CANS; CLAMS TO "STANDARD CASES" OF 48 10-OUNCE CANS CONTAINING 5 OUNCES OF MEAT PER CAN AND CRABS TO THE EQUIVALENT OF 48 1/2-POUND CANS TO THE CASE, EACH CAN CONTAINING 6 1/2 OUNCES OF MEAT.

2/ INCLUDES 300 CASES OF BARBECUED CHUM SALMON, VALUED AT \$9,000.

3/ INCLUDES THE FOLLOWING SMOKED SALMON; 8 CASES COHO, VALUED AT \$428; 2 CASES KING, VALUED AT \$150; AND 20 CASES RED, VALUED AT \$1,107.

## SUPPLEMENTARY REVIEW OF THE PRODUCTION OF FISHERY BYPRODUCTS, 1949

| ITEM                     | SOUTHEAST ALASKA |           | CENTRAL ALASKA |          | WESTERN ALASKA |          | TOTAL    |           |
|--------------------------|------------------|-----------|----------------|----------|----------------|----------|----------|-----------|
|                          | QUANTITY         | VALUE     | QUANTITY       | VALUE    | QUANTITY       | VALUE    | QUANTITY | VALUE     |
| MEAL:                    |                  |           |                |          |                |          |          |           |
| SALMON . . . . . TONS    | 900              | \$126,000 | 320            | \$50,147 | -              | -        | 1,220    | \$176,147 |
| HERRING . . . . . DO     | 2,249            | 509,708   | -              | -        | -              | -        | 2,249    | 509,708   |
| FUR-SEAL . . . . . DO    | -                | -         | -              | -        | 347            | \$55,627 | 347      | 55,627    |
| OIL:                     |                  |           |                |          |                |          |          |           |
| SALMON . . . . . GALLONS | 50,000           | 30,000    | 16,524         | 7,596    | -              | -        | 66,524   | 37,596    |
| HERRING . . . . . DO     | 600,902          | 332,723   | -              | -        | -              | -        | 600,902  | 332,723   |
| HALIBUT LIVER . . . DO   | 844              | 52,028    | -              | -        | -              | -        | 844      | 52,028    |
| HALIBUT VISCERA . . DO   | 740              | 25,090    | -              | -        | -              | -        | 740      | 25,090    |
| SABLEFISH LIVER . . DO   | 225              | 8,570     | -              | -        | -              | -        | 225      | 8,570     |
| SABLEFISH VISCERA . DO   | 76               | 2,600     | -              | -        | -              | -        | 76       | 2,600     |
| ROCKFISH LIVER . . DO    | 44               | 1,700     | -              | -        | -              | -        | 44       | 1,700     |
| SHARK (DOG FISH) . . DO  | 2,751            | 5,468     | -              | -        | -              | -        | 2,751    | 5,468     |
| UNCL. FISH LIVER . . DO  | 774              | 1,505     | -              | -        | -              | -        | 774      | 1,505     |
| FUR-SEAL . . . . . DO    | -                | -         | -              | -        | 49,253         | 20,592   | 49,253   | 20,592    |
| TOTAL . . . . .          | -                | 1,095,392 | -              | 57,743   | -              | 76,219   | -        | 1,229,354 |

## SUPPLEMENTARY REVIEW OF THE CATCH OF SALMON, 1949

| SPECIES             | SOUTHEAST ALASKA |             | CENTRAL ALASKA |           | WESTERN ALASKA |           | TOTAL      |             |
|---------------------|------------------|-------------|----------------|-----------|----------------|-----------|------------|-------------|
|                     | NUMBER           | VALUE       | NUMBER         | VALUE     | NUMBER         | VALUE     | NUMBER     | VALUE       |
| CHINOOK OR KING     | 480,063          | \$1,786,799 | 129,098        | \$290,470 | 94,624         | \$141,936 | 703,785    | \$2,219,205 |
| PUM OR KETA . . . . | 2,894,344        | 1,591,883   | 2,532,085      | 759,625   | 415,321        | 132,903   | 5,841,750  | 2,484,417   |
| CHUM . . . . .      | 43,920,676       | 16,470,253  | 13,316,675     | 3,062,835 | 50             | 5         | 57,237,401 | 19,533,093  |
| RED OR SOCKEYE      | 489,799          | 391,839     | 4,814,683      | 3,129,544 | 6,517,000      | 2,085,440 | 11,821,482 | 5,606,823   |
| SILVER OR COHO      | 2,279,890        | 2,321,004   | 739,882        | 480,923   | 53,224         | 17,032    | 3,072,996  | 2,818,959   |
| TOTAL . . . . .     | 50,364,772       | 22,561,784  | 21,532,423     | 7,723,397 | 7,080,219      | 2,377,316 | 78,677,414 | 32,662,497  |

NOTE:—THE SALMON CATCH IS REPORTED HERE IN NUMBERS OF FISH; ESTIMATED ROUND WEIGHTS ARE SHOWN IN THE CATCH TABLE.

## SUMMARY OF CATCH, 1930 - 1949

(EXPRESSED IN THOUSANDS OF POUNDS AND THOUSANDS OF DOLLARS)

| YEAR | SALMON   |        | HERRING  |       | SHELLFISH |       | OTHER FISH |       | WHALE PRODUCTS |       | TOTAL    |        |
|------|----------|--------|----------|-------|-----------|-------|------------|-------|----------------|-------|----------|--------|
|      | QUANTITY | VALUE  | QUANTITY | VALUE | QUANTITY  | VALUE | QUANTITY   | VALUE | QUANTITY       | VALUE | QUANTITY | VALUE  |
| 1930 | 426,442  | 8,041  | 145,672  | 1,093 | 1,980     | 108   | 37,192     | 3,044 | 9,415          | 470   | 620,702  | 12,756 |
| 1931 | 467,664  | 7,758  | 103,567  | 777   | 2,170     | 120   | 24,724     | 1,398 | -              | -     | 598,125  | 10,043 |
| 1932 | 452,536  | 5,766  | 127,578  | 548   | 2,913     | 156   | 15,829     | 501   | 7,664          | 91    | 606,520  | 7,062  |
| 1933 | 467,349  | 7,469  | 140,590  | 703   | 2,709     | 147   | 16,757     | 741   | 3,378          | 69    | 630,773  | 9,158  |
| 1934 | 624,652  | 9,831  | 165,637  | 828   | 2,732     | 166   | 16,894     | 832   | 9,354          | 251   | 819,269  | 11,958 |
| 1935 | 434,004  | 6,970  | 189,287  | 946   | 2,542     | 147   | 12,503     | 640   | 10,374         | 390   | 648,710  | 9,093  |
| 1936 | 726,853  | 11,857 | 172,829  | 864   | 2,550     | 152   | 21,297     | 1,019 | 8,814          | 334   | 932,343  | 14,226 |
| 1937 | 593,384  | 11,877 | 206,446  | 1,032 | 3,058     | 219   | 22,895     | 1,110 | 9,036          | 479   | 834,819  | 14,717 |
| 1938 | 589,706  | 9,943  | 179,735  | 899   | 2,526     | 159   | 21,982     | 1,039 | 4,874          | 180   | 798,823  | 12,220 |
| 1939 | 452,166  | 9,256  | 185,462  | 927   | 2,241     | 129   | 22,673     | 1,009 | 3,855          | 137   | 666,397  | 11,458 |
| 1940 | 439,182  | 8,420  | 94,158   | 471   | 2,547     | 154   | 27,801     | 1,567 | -              | -     | 563,688  | 10,612 |
| 1941 | 543,024  | 12,609 | 163,467  | 535   | 2,988     | 148   | 26,790     | 1,747 | -              | -     | 736,269  | 15,039 |
| 1942 | 430,867  | 13,398 | 43,833   | 328   | 2,500     | 107   | 44,979     | 4,101 | -              | -     | 522,179  | 17,934 |
| 1943 | 457,307  | 14,588 | 90,549   | 530   | 3,222     | 166   | 43,567     | 5,222 | -              | -     | 594,645  | 20,506 |
| 1944 | 393,318  | 14,527 | 113,279  | 1,142 | 3,965     | 185   | 50,636     | 4,560 | -              | -     | 561,199  | 20,414 |
| 1945 | 402,635  | 15,564 | 139,769  | 1,356 | 5,578     | 216   | 48,070     | 5,152 | -              | -     | 596,052  | 22,288 |
| 1946 | 391,689  | 17,089 | 198,231  | 1,982 | 6,955     | 390   | 54,571     | 9,415 | -              | -     | 651,446  | 28,876 |
| 1947 | 381,808  | 19,571 | 187,889  | 2,077 | 4,444     | 377   | 39,668     | 6,665 | -              | -     | 613,809  | 28,690 |
| 1948 | 388,369  | 23,144 | 174,449  | 1,853 | 7,436     | 516   | 46,645     | 5,981 | -              | -     | 566,899  | 31,494 |
| 1949 | 388,345  | 32,662 | 33,061   | 414   | 6,628     | 540   | 44,855     | 5,683 | -              | -     | 472,889  | 39,299 |



FUR SEALS

## SECTION 11.- HAWAII

The following tabulation of the catch of fish and shellfish in the Territory of Hawaii has been compiled from monthly reports submitted by the Board of Commissioners of Agriculture and Forestry of the Territory of Hawaii, Division of Fish and Game. The catch listed has not been included in the tabulations of the catch of the United States and Alaska listed in the sections entitled "General Review" or "Review of Certain Major Fisheries".

The commercial catch of fishery products in the Hawaiian Islands during 1949 totaled 15,042,755 pounds valued at \$3,718,474. This represents an increase of 3 percent in quantity but a decrease of 10 percent in value compared with the landings of the previous year.

## HAWAII: CATCH BY MONTHS, 1949

| SPECIES                    |                    | JANUARY |         | FEBRUARY |         | MARCH   |         | APRIL   |          |
|----------------------------|--------------------|---------|---------|----------|---------|---------|---------|---------|----------|
| ENGLISH                    | HAWAIIAN           | POUNDS  | VALUE   | POUNDS   | VALUE   | POUNDS  | VALUE   | POUNDS  | VALUE    |
| OCEAN CATCH:               |                    |         |         |          |         |         |         |         |          |
| AMBERJACK. . . . .         | KAHALA. . . . .    | 17,808  | \$7,937 | 24,767   | \$7,293 | 26,719  | \$9,534 | 30,886  | \$10,492 |
| BIG-EYED SCAD. . . . .     | AKULE. . . . .     | 36,352  | 25,761  | 26,803   | 16,504  | 28,400  | 20,146  | 32,024  | 23,260   |
| BLUE CREVALLE. . . . .     | OMILU. . . . .     | 3,104   | 2,048   | 4,563    | 2,361   | 4,083   | 2,013   | 3,569   | 1,759    |
| BONE FISH OR               |                    |         |         |          |         |         |         |         |          |
| LADYFISH. . . . .          | OIO. . . . .       | 9,940   | 3,785   | 6,505    | 2,824   | 4,086   | 1,589   | 2,444   | 997      |
| CONVIC TANG. . . . .       | MANINI. . . . .    | 1,850   | 1,101   | 2,053    | 1,233   | 1,769   | 1,032   | 3,230   | 1,720    |
| DOLPHIN. . . . .           | MAHAMAHU. . . . .  | 2,914   | 1,340   | 7,549    | 3,214   | 16,899  | 6,161   | 24,177  | 8,036    |
| GOATFISH (M.)              |                    |         |         |          |         |         |         |         |          |
| AURIFLAMMA. . . . .        | WEKE-ULA. . . . .  | 1,932   | 1,459   | 1,336    | 1,154   | 1,633   | 1,273   | 1,883   | 1,482    |
| GOATFISH (M.)              |                    |         |         |          |         |         |         |         |          |
| SAMOENSIS. . . . .         | WEKE. . . . .      | 2,565   | 1,822   | 3,781    | 2,692   | 4,096   | 2,630   | 7,536   | 4,989    |
| GOATFISH (P.)              |                    |         |         |          |         |         |         |         |          |
| FRATERCULUS. . . . .       | MOANO. . . . .     | 1,486   | 1,333   | 2,099    | 1,845   | 2,593   | 2,158   | 2,827   | 2,415    |
| PORPHYREUS                 |                    |         |         |          |         |         |         |         |          |
| JACK CREVALLE. . . . .     | KUMU. . . . .      | 1,137   | 1,418   | 1,865    | 2,139   | 1,425   | 1,572   | 1,401   | 1,690    |
| LOBSTER, SPINY. . . . .    | ULUA. . . . .      | 9,463   | 5,001   | 17,669   | 7,313   | 16,455  | 7,446   | 15,915  | 6,943    |
| MACKEREL. . . . .          | ULU. . . . .       | 2,330   | 1,766   | 2,192    | 1,526   | 3,078   | 2,220   | 4,170   | 3,026    |
| MILKFISH. . . . .          | OPELU. . . . .     | 37,990  | 13,602  | 28,965   | 11,127  | 24,749  | 11,247  | 19,058  | 9,317    |
| MULLET. . . . .            | AWA. . . . .       | 1,656   | 564     | 1,045    | 303     | 1,636   | 410     | 3,212   | 1,088    |
| OCTOPUS. . . . .           | AMAAMA. . . . .    | -       | -       | -        | -       | 9,071   | 6,453   | 2,866   | 2,392    |
| SEA BASS. . . . .          | HEE. . . . .       | 2,913   | 1,711   | 1,325    | 773     | 523     | 336     | 757     | 494      |
| SNAPPER:                   | HAPUUPUU. . . . .  | 3,280   | 1,733   | 5,888    | 2,200   | 4,904   | 2,295   | 4,636   | 2,132    |
| GRAY. . . . .              | UKU. . . . .       | 3,201   | 1,884   | 4,540    | 2,176   | 3,525   | 1,794   | 2,920   | 1,401    |
| PINK. . . . .              | KALEKALE. . . . .  | 1,794   | 991     | 2,089    | 1,345   | 3,205   | 2,185   | 3,561   | 2,326    |
| PINK. . . . .              | OPAKAPAKA. . . . . | 17,760  | 10,231  | 19,192   | 9,139   | 21,748  | 11,217  | 13,142  | 6,686    |
| RED. . . . .               | EHU. . . . .       | 2,024   | 1,632   | 3,028    | 2,519   | 5,547   | 4,186   | 4,462   | 3,954    |
| RED. . . . .               | ULAULA. . . . .    | 3,710   | 3,047   | 11,877   | 8,497   | 15,166  | 9,733   | 11,532  | 8,455    |
| SQUIRREL OR                |                    |         |         |          |         |         |         |         |          |
| BIG-EYED FISH. . . . .     | UU. . . . .        | 2,255   | 1,754   | 3,871    | 2,713   | 4,938   | 3,113   | 3,417   | 2,523    |
| SWORDFISH. . . . .         | AU. . . . .        | 55,491  | 24,726  | 141,503  | 44,824  | 109,415 | 43,813  | 108,725 | 44,702   |
| THREADFISH. . . . .        | MOI. . . . .       | 519     | 379     | 1,808    | 1,879   | 478     | 402     | 1,257   | 1,017    |
| TUNA:                      |                    |         |         |          |         |         |         |         |          |
| ALBACORE. . . . .          | AHIPALAHA. . . . . | 109,226 | 55,464  | 173,554  | 70,860  | 124,633 | 64,571  | 125,259 | 60,661   |
| BIG-EYED. . . . .          | AHI. . . . .       | -       | -       | -        | -       | -       | -       | -       | -        |
| BLUEFIN. . . . .           | -                  | -       | -       | -        | -       | -       | -       | -       | -        |
| YELLOWFIN. . . . .         | -                  | -       | -       | -        | -       | -       | -       | -       | -        |
| SKIPJACK. . . . .          | AKU. . . . .       | 64,870  | 20,525  | 104,877  | 27,331  | 109,422 | 33,637  | 215,977 | 65,562   |
| BONITO. . . . .            | KAWAKAWA. . . . .  | 2,062   | 855     | 8,181    | 2,296   | 8,903   | 2,711   | 6,302   | 1,912    |
| TOTAL TUNA. . . . .        |                    | 176,158 | 76,854  | 286,612  | 100,487 | 242,958 | 100,919 | 347,538 | 128,135  |
| WAHOO. . . . .             | ONO. . . . .       | 1,614   | 650     | 3,184    | 1,071   | 1,998   | 720     | 3,759   | 1,302    |
| UNCLASSIFIED. . . . .      |                    | 17,185  | 6,341   | 36,184   | 11,344  | 24,648  | 6,979   | 23,344  | 6,810    |
| TOTAL OCEAN CATCH. . . . . |                    | 418,431 | 200,871 | 652,293  | 250,495 | 585,745 | 263,578 | 684,248 | 289,543  |
| POND CATCH: 1/             |                    |         |         |          |         |         |         |         |          |
| BARRACUDA. . . . .         | KAKU. . . . .      | 59      | 55      | 36       | 31      | -       | -       | 53      | 52       |
| BONEFISH OR                |                    |         |         |          |         |         |         |         |          |
| LADYFISH. . . . .          | OIO. . . . .       | 530     | 344     | 448      | 198     | 44      | 29      | 808     | 525      |
| CLAM (V.)                  |                    |         |         |          |         |         |         |         |          |
| PHILIPPINARUM. . . . .     | OLEPE. . . . .     | 971     | 311     | 1,210    | 390     | 1,015   | 325     | 1,115   | 357      |
| CRABS:                     |                    |         |         |          |         |         |         |         |          |
| WHITE. . . . .             | KUAHONU. . . . .   | 139     | 63      | 60       | 18      | -       | -       | 119     | 53       |
| SAMOAN. . . . .            | SAHOAN. . . . .    | 602     | 238     | 513      | 234     | 544     | 234     | 367     | 163      |
| RED. . . . .               | MOALA. . . . .     | 10      | 5       | 110      | 39      | -       | -       | -       | -        |
| JACK CREVALLE. . . . .     | ULUA. . . . .      | -       | -       | 2        | 2       | -       | -       | 29      | 17       |
| MILKFISH. . . . .          | AWA. . . . .       | 632     | 323     | 718      | 447     | 936     | 410     | 1,508   | 622      |
| MOUNTAIN BASS              |                    |         |         |          |         |         |         |         |          |
| OR SESELE. . . . .         | AHOLEHOLE. . . . . | 16      | 10      | 462      | 387     | 539     | 451     | 286     | 228      |
| MULLET. . . . .            | AMAAMA. . . . .    | 3,245   | 3,190   | 2,632    | 2,583   | 866     | 798     | 959     | 928      |
| TEN POUNDER. . . . .       | AWAAMA. . . . .    | 355     | 224     | 20       | 12      | 46      | 35      | 68      | 50       |
| UNCLASSIFIED. . . . .      |                    | 29      | 25      | -        | -       | 83      | 55      | 33      | 10       |
| TOTAL POND CATCH. . . . .  |                    | 6,588   | 4,778   | 6,211    | 4,341   | 4,073   | 2,337   | 5,345   | 3,005    |
| GRAND TOTAL. . . . .       |                    | 425,019 | 205,649 | 658,504  | 254,836 | 589,818 | 265,915 | 689,593 | 292,548  |

## HAWAII: CATCH BY MONTHS, 1949 - Continued

| SPECIES                   |            | MAY       |         | JUNE      |         | JULY      |         | AUGUST    |         |
|---------------------------|------------|-----------|---------|-----------|---------|-----------|---------|-----------|---------|
| ENGLISH                   | HAWAIIAN   | POUNDS    | VALUE   | POUNDS    | VALUE   | POUNDS    | VALUE   | POUNDS    | VALUE   |
| OCEAN CATCH:              |            |           |         |           |         |           |         |           |         |
| AMBERJACK                 | KAHALA     | 12,735    | \$3,352 | 12,655    | \$2,960 | 9,618     | \$2,236 | 6,965     | \$2,503 |
| BIG-EYED SCAD             | AKULE      | 68,850    | 42,557  | 41,644    | 23,100  | 41,984    | 26,800  | 40,281    | 24,553  |
| BLUE CREVALLE             | OMILU      | 2,668     | 990     | 1,676     | 700     | 9,551     | 3,257   | 8,949     | 3,867   |
| BONEFISH OR LADYFISH      | OIO        | 6,635     | 2,779   | 5,543     | 1,921   | 6,429     | 2,513   | 4,658     | 2,061   |
| CONVICT TANG              | MANINI     | 1,355     | 665     | 2,121     | 389     | 1,541     | 707     | 1,139     | 623     |
| DOLPHIN                   | MAHAMAHAI  | 27,994    | 7,770   | 23,102    | 5,954   | 17,435    | 5,171   | 6,894     | 2,871   |
| GOATFISH (M.)             |            |           |         |           |         |           |         |           |         |
| AURIFLAMMA                | WEKE-ULA   | 1,155     | 786     | 1,045     | 706     | 1,325     | 921     | 1,258     | 853     |
| GOATFISH (M.)             |            |           |         |           |         |           |         |           |         |
| SAMOENSIS                 | WEKE       | 7,549     | 4,230   | 4,077     | 2,049   | 3,874     | 2,193   | 5,738     | 3,996   |
| GOATFISH (P.)             |            |           |         |           |         |           |         |           |         |
| FRATERCULUS               | MOANO      | 3,536     | 2,511   | 3,164     | 2,393   | 2,659     | 2,044   | 3,416     | 2,680   |
| GOATFISH (P.)             |            |           |         |           |         |           |         |           |         |
| PORPHYREUS                | KUMU       | 1,745     | 1,960   | 1,203     | 1,210   | 1,313     | 1,388   | 1,032     | 1,019   |
| JACK CREVALLE             | ULUA       | 20,884    | 7,637   | 14,104    | 5,084   | 19,538    | 7,009   | 17,467    | 7,451   |
| LOBSTER, SPINY            | ULA        | 10,312    | 6,057   | 1,559     | 1,099   | 223       | 189     | 186       | 130     |
| MACKEREL                  | OPELU      | 10,356    | 4,557   | 4,381     | 2,261   | 4,789     | 2,958   | 21,241    | 10,267  |
| MILKFISH                  | AWA        | 2,690     | 917     | 2,711     | 679     | 3,555     | 760     | 1,240     | 251     |
| MULLET                    | AMAAMA     | 2,952     | 2,003   | 3,834     | 2,876   | 6,646     | 4,737   | 2,765     | 2,270   |
| OCTOPUS                   | HEE        | 554       | 328     | 704       | 377     | 605       | 344     | 1,206     | 714     |
| SEA BASS                  | HAPUJUU    | 8,991     | 2,472   | 6,060     | 2,142   | 2,442     | 1,011   | 4,295     | 1,732   |
| SNAPPER:                  |            |           |         |           |         |           |         |           |         |
| GRAY                      | UKU        | 3,850     | 1,404   | 12,794    | 5,031   | 17,172    | 6,425   | 6,972     | 3,034   |
| PINK                      | KALEKALE   | 2,247     | 1,103   | 2,085     | 1,179   | 1,542     | 925     | 2,594     | 1,376   |
| PINK                      | OPAKAPAKA  | 15,420    | 5,647   | 15,156    | 4,847   | 15,136    | 5,697   | 10,034    | 4,686   |
| RED                       | EHU        | 6,720     | 4,162   | 6,985     | 4,509   | 5,733     | 4,190   | 5,070     | 3,723   |
| RED                       | ULAULA     | 18,272    | 9,809   | 8,676     | 3,867   | 8,980     | 4,527   | 5,378     | 3,456   |
| SQUIRREL OR BIG-EYED FISH | UU         | 5,579     | 4,102   | 6,441     | 5,049   | 9,438     | 7,183   | 10,000    | 7,211   |
| SWORDFISH                 | AU         | 108,278   | 30,493  | 90,009    | 23,221  | 79,758    | 29,562  | 103,621   | 39,172  |
| THREADFISH                | MOI        | 1,530     | 972     | 2,593     | 1,709   | 3,560     | 6,015   | 3,352     | 2,444   |
| TUNA:                     |            |           |         |           |         |           |         |           |         |
| ALBACORE                  | AHI PALAHA | 142,824   | 50,345  | 168,177   | 53,421  | 151,555   | 48,798  | 126,384   | 44,662  |
| BIG-EYED                  | AHI        |           |         |           |         |           |         |           |         |
| BLUEFIN                   |            |           |         |           |         |           |         |           |         |
| YELLOWFIN                 |            |           |         |           |         |           |         |           |         |
| SKIPJACK                  | AKU        | 928,626   | 138,758 | 2,162,251 | 258,019 | 1,504,119 | 186,199 | 2,187,272 | 264,088 |
| BONITO                    | KAWAKAWA   | 4,725     | 1,050   | 3,307     | 892     | 4,690     | 1,247   | 5,455     | 1,423   |
| TOTAL TUNA                |            | 1,076,175 | 190,153 | 2,333,735 | 312,332 | 1,660,364 | 236,244 | 2,319,111 | 310,173 |
| WAHOO                     | ONO        | 6,524     | 1,880   | 5,757     | 1,574   | 6,263     | 1,943   | 6,078     | 2,065   |
| UNCLASSIFIED              |            | 31,612    | 8,387   | 31,250    | 7,519   | 30,959    | 7,406   | 26,943    | 7,703   |
| TOTAL OCEAN CATCH         |            | 1,467,168 | 349,683 | 2,645,064 | 427,237 | 1,977,393 | 374,455 | 2,628,043 | 452,894 |
| POND CATCH: 1/            |            |           |         |           |         |           |         |           |         |
| BARRACUDA                 | KAKU       | 44        | 38      | 182       | 149     | 61        | 50      | 201       | 147     |
| BONEFISH OR LADYFISH      | OIO        | 40        | 26      | 24        | 16      | 96        | 56      | 124       | 58      |
| CLAM (V.)                 |            |           |         |           |         |           |         |           |         |
| PHILIPPINARUM             | OLEPE      | 989       | 316     | 982       | 314     | -         | -       | 3,461     | 1,105   |
| CRABS:                    |            |           |         |           |         |           |         |           |         |
| WHITE                     | PAPAI      | 218       | 98      | 349       | 145     | 136       | 61      | 240       | 92      |
| SANDAN                    | KUAHONU    | 365       | 162     | 303       | 134     | 121       | 52      | 101       | 31      |
| RED                       | HOALA      | -         | -       | 61        | 45      | -         | -       | 90        | 41      |
| JACK CREVALLE             | ULUA       | 267       | 149     | -         | -       | -         | -       | -         | -       |
| MILKFISH                  | AWA        | 502       | 214     | 1,482     | 572     | 1,274     | 493     | 1,319     | 521     |
| MOUNTAIN BASS OR SESSELE  | AHOLEHOLE  | 190       | 107     | 128       | 64      | 4         | 2       | 12        | 10      |
| MULLET                    | AMAAMA     | 99        | 106     | 22        | 23      | 226       | 192     | 461       | 404     |
| SHRIMP                    | OPAE       | -         | -       | -         | -       | 50        | 57      | 62        | 62      |
| TENPOUNDER                | AWAAMA     | 38        | 31      | -         | -       | 241       | 152     | 277       | 100     |
| UNCLASSIFIED              |            | -         | -       | 13        | 3       | -         | -       | 56        | 56      |
| TOTAL POND CATCH          |            | 2,752     | 1,247   | 3,546     | 1,465   | 2,209     | 1,135   | 6,404     | 2,627   |
| GRAND TOTAL               |            | 1,469,920 | 350,930 | 2,648,510 | 428,702 | 1,979,602 | 375,590 | 2,634,447 | 455,521 |

SEE FOOTNOTE AT END OF TABLE

(CONTINUED ON NEXT PAGE)



HAWAIIAN FISHERIES

HAWAII: CATCH BY MONTHS, 1949 - Continued

| SPECIES                     |                     | SEPTEMBER |         | OCTOBER |         | NOVEMBER |         |
|-----------------------------|---------------------|-----------|---------|---------|---------|----------|---------|
| ENGLISH                     | HAWAIIAN            | POUNDS    | VALUE   | POUNDS  | VALUE   | POUNDS   | VALUE   |
| OCEAN CATCH:                |                     |           |         |         |         |          |         |
| AMBERJACK . . . . .         | KAHALA . . . . .    | 7,664     | \$2,795 | 7,259   | \$2,323 | 11,904   | \$3,478 |
| BIG-EYED SCAD . . . . .     | AKULE . . . . .     | 57,234    | 31,938  | 32,441  | 20,782  | 61,381   | 34,674  |
| BLUE CREVALLE . . . . .     | OMILU . . . . .     | 4,713     | 1,703   | 4,862   | 1,756   | 3,403    | 1,473   |
| BONEFISH OR                 |                     |           |         |         |         |          |         |
| LADYFISH . . . . .          | OIO . . . . .       | 9,912     | 4,003   | 9,044   | 3,626   | 10,033   | 3,542   |
| CONVICT TANG . . . . .      | MANINI . . . . .    | 1,678     | 832     | 2,362   | 1,032   | 1,734    | 840     |
| DOLPHIN . . . . .           | MAHAMAHAI . . . . . | 9,423     | 4,173   | 14,679  | 5,901   | 11,444   | 4,089   |
| GOATFISH (W.)               |                     |           |         |         |         |          |         |
| AURIFLAMMA . . . . .        | WEKE-ULA . . . . .  | 1,883     | 1,507   | 975     | 682     | 3,134    | 2,067   |
| GOATFISH (M.)               |                     |           |         |         |         |          |         |
| SAMOENSIS . . . . .         | WEKE . . . . .      | 6,223     | 3,602   | 5,696   | 3,294   | 3,724    | 2,187   |
| GOATFISH (P.)               |                     |           |         |         |         |          |         |
| FRATERCULUS . . . . .       | MOANO . . . . .     | 3,834     | 2,774   | 2,659   | 1,854   | 1,832    | 1,334   |
| GOATFISH (P.)               |                     |           |         |         |         |          |         |
| PORPHYREUS . . . . .        | KUMU . . . . .      | 1,069     | 1,142   | 987     | 1,100   | 1,048    | 1,169   |
| JACK GREVAILLE . . . . .    | ULUA . . . . .      | 17,987    | 7,332   | 15,545  | 6,099   | 12,052   | 4,562   |
| LOBSTER SPINY . . . . .     | ULA . . . . .       | 7,015     | 3,791   | 3,891   | 2,377   | 1,983    | 1,079   |
| MACKEREL . . . . .          | OPELU . . . . .     | 23,736    | 9,064   | 15,942  | 6,736   | 23,976   | 11,070  |
| MILKFISH . . . . .          | AWA . . . . .       | 2,805     | 590     | 1,166   | 272     | 1,590    | 711     |
| MULLET . . . . .            | AMAAMA . . . . .    | 4,220     | 3,192   | 3,703   | 2,841   | 3,902    | 2,708   |
| OCTOPUS . . . . .           | HEE . . . . .       | 2,795     | 1,687   | 3,489   | 1,911   | 1,915    | 977     |
| SEA BASS . . . . .          | HAPUUPU . . . . .   | 3,948     | 1,586   | 6,479   | 2,071   | 5,307    | 1,873   |
| SNAPPER:                    |                     |           |         |         |         |          |         |
| GRAY . . . . .              | UKU . . . . .       | 4,855     | 2,209   | 4,810   | 2,108   | 2,835    | 1,231   |
| PINK . . . . .              | KALEKALE . . . . .  | 1,881     | 1,047   | 2,651   | 1,387   | 2,445    | 1,310   |
| PINK . . . . .              | OPAKAPAKA . . . . . | 20,875    | 8,960   | 16,390  | 6,655   | 24,987   | 9,035   |
| RED . . . . .               | EHU . . . . .       | 4,748     | 3,354   | 4,177   | 2,600   | 4,131    | 2,374   |
| RED . . . . .               | ULAULA . . . . .    | 5,002     | 3,519   | 8,797   | 5,551   | 7,543    | 4,765   |
| SQUIRREL OR                 |                     |           |         |         |         |          |         |
| BIG-EYED FISH . . . . .     | UU . . . . .        | 15,781    | 10,543  | 4,532   | 3,312   | 5,140    | 3,284   |
| SWORDFISH . . . . .         | A'U . . . . .       | 66,597    | 30,733  | 91,045  | 39,503  | 66,836   | 22,582  |
| THREADFISH . . . . .        | MOI . . . . .       | 2,166     | 1,491   | 1,366   | 671     | 624      | 431     |
| TUNA:                       |                     |           |         |         |         |          |         |
| ALBACORE . . . . .          | ANIPALAHA . . . . . |           |         |         |         |          |         |
| BIG-EYED . . . . .          |                     |           |         |         |         |          |         |
| BLUEFIN . . . . .           | AHI . . . . .       | 110,534   | 46,783  | 199,070 | 63,098  | 219,865  | 60,650  |
| YELLOWFIN . . . . .         |                     |           |         |         |         |          |         |
| SKIPJACK . . . . .          | AKU . . . . .       | 963,083   | 125,257 | 458,235 | 69,717  | 215,891  | 39,541  |
| BONITO . . . . .            | KAWAKAWA . . . . .  | 5,898     | 1,326   | 3,089   | 556     | 2,244    | 477     |
| TOTAL TUNA . . . . .        |                     | 1,079,515 | 173,366 | 660,394 | 132,371 | 438,000  | 100,668 |
| WAHOO . . . . .             | ONO . . . . .       | 5,805     | 2,269   | 4,475   | 1,381   | 1,546    | 486     |
| UNCLASSIFIED . . . . .      |                     | 29,379    | 8,250   | 25,569  | 6,713   | 16,463   | 4,747   |
| TOTAL OCEAN CATCH . . . . . |                     | 1,402,743 | 327,452 | 955,385 | 267,109 | 730,912  | 228,766 |
| POND CATCH: 1/              |                     |           |         |         |         |          |         |
| BARRACUDA . . . . .         | KAKU . . . . .      | 17        | 14      | 164     | 164     | 9        | 4       |
| BONEFISH OR                 |                     |           |         |         |         |          |         |
| LADYFISH . . . . .          | OIO . . . . .       | 290       | 150     | 585     | 319     | 320      | 192     |
| CLAM (V.)                   |                     |           |         |         |         |          |         |
| PHILIPPINARUM . . . . .     | OLEPE . . . . .     | 727       | 232     | 369     | 130     | 515      | 169     |
| CRABS:                      |                     |           |         |         |         |          |         |
| WHITE . . . . .             | PAPAI . . . . .     | 64        | 29      | 34      | 15      | -        | -       |
| SANDAN . . . . .            | KUAHONU . . . . .   | 207       | 78      | 159     | 64      | 52       | 17      |
| JACK CREVALLE . . . . .     | ULUA . . . . .      | -         | -       | 230     | 161     | -        | -       |
| MILKFISH . . . . .          | AWA . . . . .       | 786       | 286     | 1,188   | 471     | 424      | 172     |
| MULLET . . . . .            | AMAAMA . . . . .    | 213       | 195     | 437     | 388     | 1,426    | 1,285   |
| SHRIMP . . . . .            | OPAE . . . . .      | 55        | 55      | 37      | 37      | 20       | 20      |
| TENPOUNDER . . . . .        | AWAAWA . . . . .    | 60        | 9       | 18      | 9       | 79       | 40      |
| UNCLASSIFIED . . . . .      |                     | -         | -       | 20      | 20      | -        | -       |
| TOTAL POND CATCH . . . . .  |                     | 2,419     | 1,048   | 3,241   | 1,778   | 2,845    | 1,899   |
| GRAND TOTAL . . . . .       |                     | 1,405,162 | 328,500 | 958,626 | 268,887 | 733,757  | 230,665 |

SEE FOOTNOTE AT END OF TABLE

(CONTINUED ON NEXT PAGE)

## HAWAII: CATCH BY MONTHS, 1949 - Continued

| SPECIES                             |                     | DECEMBER |         | TOTAL      |           |
|-------------------------------------|---------------------|----------|---------|------------|-----------|
| ENGLISH                             | HAWAIIAN            | POUNDS   | VALUE   | POUNDS     | VALUE     |
| <b>OCEAN CATCH:</b>                 |                     |          |         |            |           |
| AMBERJACK . . . . .                 | KAHALA . . . . .    | 21,355   | \$5,412 | 190,335    | \$60,335  |
| BIG-EYED SCAD . . . . .             | AKULE . . . . .     | 33,697   | 19,646  | 501,091    | 309,721   |
| BLUE CREVALLE . . . . .             | OMLU . . . . .      | 1,725    | 570     | 52,866     | 22,437    |
| BONEFISH OR LADYFISH . . . . .      | OIO . . . . .       | 9,344    | 3,474   | 84,573     | 33,115    |
| CONVICT TANG . . . . .              | MANINI . . . . .    | 1,718    | 876     | 22,550     | 11,550    |
| DOLPHIN . . . . .                   | MAHAMAHAI . . . . . | 8,227    | 3,612   | 170,737    | 58,292    |
| GOATFISH (M. AURIFLAMMA) . . . . .  | WEKE-ULA . . . . .  | 3,336    | 2,346   | 20,895     | 15,246    |
| GOATFISH (M. SAMOENSIS) . . . . .   | WEKE . . . . .      | 6,879    | 3,914   | 61,738     | 37,599    |
| GOATFISH (P. FRATERCULUS) . . . . . | MOANO . . . . .     | 2,836    | 2,034   | 32,941     | 25,375    |
| GOATFISH (P. PORPHYREUS) . . . . .  | KUMU . . . . .      | 1,895    | 1,832   | 16,121     | 17,639    |
| JACK CREVALLE . . . . .             | ULUA . . . . .      | 15,510   | 5,568   | 193,589    | 77,445    |
| LOBSTER, SPINY . . . . .            | ULA . . . . .       | 5,195    | 3,009   | 42,134     | 26,269    |
| MACKEREL . . . . .                  | OPELU . . . . .     | 29,276   | 10,020  | 244,459    | 102,235   |
| MILKFISH . . . . .                  | AWA . . . . .       | 222      | 52      | 23,528     | 6,597     |
| MULLET . . . . .                    | ANAANA . . . . .    | -        | -       | 39,959     | 29,472    |
| OCTOPUS . . . . .                   | HEE . . . . .       | 2,094    | 1,151   | 18,881     | 10,813    |
| SEA BASS . . . . .                  | HAPUUPUU . . . . .  | 7,604    | 2,424   | 63,934     | 23,671    |
| <b>SNAPPER:</b>                     |                     |          |         |            |           |
| GRAY . . . . .                      | UKU . . . . .       | 4,152    | 1,878   | 71,626     | 30,575    |
| PINK . . . . .                      | KALEKALE . . . . .  | 3,647    | 1,831   | 29,741     | 17,005    |
| PINK . . . . .                      | OPAKAPAKA . . . . . | 35,738   | 13,398  | 225,578    | 96,198    |
| RED . . . . .                       | EHU . . . . .       | 6,109    | 4,083   | 58,734     | 41,286    |
| RED . . . . .                       | ULAUULA . . . . .   | 13,340   | 8,435   | 118,433    | 73,661    |
| SQUIRREL OR BIG-EYED FISH . . . . . | UU . . . . .        | 5,914    | 4,095   | 77,366     | 54,882    |
| SWORDFISH . . . . .                 | A'U . . . . .       | 80,338   | 23,928  | 1,101,616  | 397,359   |
| THREADFISH . . . . .                | HOI . . . . .       | 473      | 334     | 24,726     | 17,944    |
| <b>TUNA:</b>                        |                     |          |         |            |           |
| ALBACORE . . . . .                  | AHIPALAHA . . . . . |          |         |            |           |
| BIG-EYED . . . . .                  |                     |          |         |            |           |
| BLUEFIN . . . . .                   | AHI . . . . .       | 362,011  | 95,787  | 2,013,092  | 715,100   |
| YELLOWFIN . . . . .                 |                     |          |         |            |           |
| SKIPJACK . . . . .                  | AKU . . . . .       | 151,705  | 27,007  | 9,066,328  | 1,254,641 |
| BONITO . . . . .                    | KAWAKAWA . . . . .  | 2,903    | 681     | 57,759     | 15,436    |
| TOTAL TUNA . . . . .                |                     | 516,619  | 123,475 | 11,137,179 | 1,985,177 |
| <b>WAHOO:</b>                       |                     |          |         |            |           |
| UNCLASSIFIED . . . . .              | ONO . . . . .       | 1,954    | 641     | 48,957     | 15,282    |
|                                     |                     | 22,518   | 7,030   | 315,954    | 89,229    |
| TOTAL OCEAN CATCH . . . . .         |                     | 842,716  | 255,086 | 14,990,141 | 3,687,169 |
| <b>POND CATCH: 1/</b>               |                     |          |         |            |           |
| BARRACUDA . . . . .                 | KAKU . . . . .      | 69       | 69      | 895        | 783       |
| BONEFISH OR LADYFISH . . . . .      | OIO . . . . .       | 787      | 441     | 4,096      | 2,354     |
| CLAM (V. PHILIPPINARUM) . . . . .   | OLEPE . . . . .     | -        | -       | 11,354     | 3,642     |
| <b>CRABS:</b>                       |                     |          |         |            |           |
| WHITE . . . . .                     | PAPAI . . . . .     | -        | -       | 1,359      | 574       |
| SAMOAN . . . . .                    | KUAHONU . . . . .   | 60       | 13      | 3,394      | 1,425     |
| RED . . . . .                       | MOALA . . . . .     | -        | -       | 271        | 130       |
| JACK CREVALLE . . . . .             | ULUA . . . . .      | 102      | 41      | 630        | 370       |
| MILKFISH . . . . .                  | AWA . . . . .       | 756      | 319     | 11,525     | 4,850     |
| MOUNTAIN BASS OR SESSELE . . . . .  | AHOLEHOLE . . . . . | 86       | 64      | 1,723      | 1,323     |
| MULLET . . . . .                    | ANAANA . . . . .    | 4,619    | 4,432   | 15,205     | 14,514    |
| SHRIMP . . . . .                    | OPAE . . . . .      | 50       | 50      | 274        | 281       |
| TENPOUNDER . . . . .                | ANAANA . . . . .    | 322      | 177     | 1,524      | 849       |
| UNCLASSIFIED . . . . .              |                     | 130      | 34      | 364        | 203       |
| TOTAL POND CATCH . . . . .          |                     | 6,981    | 5,645   | 52,614     | 31,305    |
| GRAND TOTAL . . . . .               |                     | 849,697  | 260,731 | 15,042,755 | 3,718,474 |

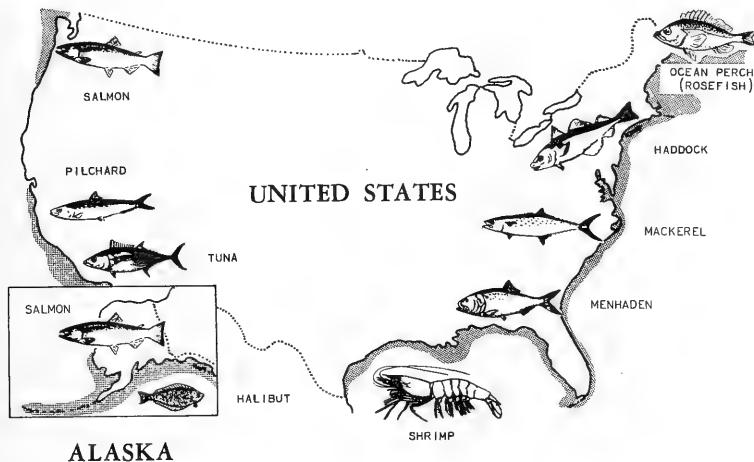
1/ SALT-WATER



## SECTION 12.- REVIEW OF CERTAIN MAJOR FISHERIES

There are presented in this section of the Digest complete data on the catch of certain of the major species of fish and shellfish taken commercially in the United States and Alaska. Although these data are included in the detailed catch tables for the various states, they have been republished in individual fishery tables in this portion of the report to provide readers with a single source of catch data for cod, haddock, halibut, mackerel, menhaden, ocean perch (rosefish), pilchard, salmon, tuna, and whales. Statistics on the oyster and shrimp fisheries are being omitted this year since data were not collected in the South Atlantic States for 1949, and a substantial portion of the catch of these items comes from that area. Most of the above species are taken by fishermen operating in several states or districts, and a number are taken by several types of fishing gear. Because of this, the casual reader of the Digest often experiences difficulty in locating complete data on the catch of the species in individual state catch tables. The information contained in this section includes the volume and value of the catch by individual types of gear and by states and districts.

### PRINCIPAL UNITED STATES AND ALASKA FISHERIES



### UNITED STATES AND ALASKA COD FISHERY

During 1949, the fishermen of the United States and Alaska caught 71,011,847 pounds of cod valued at \$4,029,563 to the fishermen. This was a decrease of 11 percent in quantity and 21 percent in value compared with the previous year.

Otter trawls accounted for 75 percent of the cod catch; lines, 20 percent; and gill nets, 4 percent. Other types of gear, principally floating traps and pound nets made up the remaining 1 percent.

Massachusetts, with a catch of 50.4 million pounds of cod, led in the production of this species, followed by Washington, (6.2 million pounds), and Maine, (6.1 million pounds).

In all areas, except Alaska, the major portion of the catch was taken with otter trawls. Lines accounted for the entire Alaska catch.

## REVIEW OF CERTAIN MAJOR FISHERIES

## SUMMARY OF COD CATCH, 1949

| STATE                   | OTTER TRAWLS |           | LINES      |          | GILL NETS |           | FLOATING TRAPS |        |
|-------------------------|--------------|-----------|------------|----------|-----------|-----------|----------------|--------|
|                         | POUNDS       | VALUE     | POUNDS     | VALUE    | POUNDS    | VALUE     | POUNDS         | VALUE  |
| NEW ENGLAND:            |              |           |            |          |           |           |                |        |
| MAINE . . . . .         | 2,324,900    | \$104,042 | 2,151,700  | \$87,160 | 1,598,800 | \$124,716 | -              | -      |
| NEW HAMPSHIRE . . . . . | -            | -         | 2,700      | 784      | -         | -         | -              | -      |
| MASSACHUSETTS . . . . . | 42,230,700   | 2,399,548 | 6,883,300  | 431,599  | 1,276,600 | 89,502    | 8,000          | \$396  |
| RHODE ISLAND . . . . .  | 488,600      | 18,772    | 705,600    | 34,771   | -         | -         | 513,100        | 25,043 |
| CONNECTICUT . . . . .   | 589,800      | 60,000    | 900        | 121      | -         | -         | -              | -      |
| TOTAL . . . . .         | 45,634,000   | 2,582,362 | 9,744,200  | 554,435  | 2,875,400 | 214,218   | 521,100        | 25,439 |
| MIDDLE ATLANTIC:        |              |           |            |          |           |           |                |        |
| NEW YORK . . . . .      | 1,547,400    | 140,708   | 799,700    | 87,337   | 7,000     | 746       | -              | -      |
| NEW JERSEY . . . . .    | 66,200       | 7,286     | 1,190,000  | 114,158  | 200       | 20        | -              | -      |
| DELAWARE . . . . .      | 400          | 40        | -          | -        | -         | -         | -              | -      |
| TOTAL . . . . .         | 1,614,000    | 148,034   | 1,989,700  | 201,495  | 7,200     | 766       | -              | -      |
| CHESAPEAKE:             |              |           |            |          |           |           |                |        |
| MARYLAND . . . . .      | 1,200        | 48        | 32,600     | 1,304    | -         | -         | -              | -      |
| VIRGINIA . . . . .      | 3,200        | 157       | -          | -        | -         | -         | -              | -      |
| TOTAL . . . . .         | 4,400        | 205       | 32,600     | 1,304    | -         | -         | -              | -      |
| PACIFIC COAST:          |              |           |            |          |           |           |                |        |
| WASHINGTON . . . . .    | 6,230,600    | 230,532   | 13,000     | 483      | 1,600     | 60        | -              | -      |
| OREGON . . . . .        | 5,100        | 181       | 300        | 7        | -         | -         | -              | -      |
| TOTAL . . . . .         | 6,235,700    | 230,713   | 13,300     | 490      | 1,600     | 60        | -              | -      |
| ALASKA . . . . .        | -            | -         | 2,185,547  | 54,639   | -         | -         | -              | -      |
| GRAND TOTAL             | 53,488,100   | 2,961,314 | 13,965,347 | 812,363  | 2,884,200 | 215,044   | 521,100        | 25,439 |

| STATE                   | DREDGES |       | POUND NETS |        | PURSE SEINES |       | HAUL SEINES |       | TOTAL      |           |
|-------------------------|---------|-------|------------|--------|--------------|-------|-------------|-------|------------|-----------|
|                         | POUNDS  | VALUE | POUNDS     | VALUE  | POUNDS       | VALUE | POUNDS      | VALUE | POUNDS     | VALUE     |
| NEW ENGLAND:            |         |       |            |        |              |       |             |       |            |           |
| MAINE . . . . .         | -       | -     | -          | -      | -            | -     | -           | -     | 6,075,400  | \$315,918 |
| NEW HAMPSHIRE . . . . . | -       | -     | -          | -      | -            | -     | -           | -     | 2,700      | 784       |
| MASSACHUSETTS . . . . . | 6,200   | \$273 | 13,700     | \$511  | 200          | \$12  | -           | -     | 50,418,700 | 2,921,841 |
| RHODE ISLAND . . . . .  | -       | -     | -          | -      | -            | -     | -           | -     | 1,707,300  | 78,586    |
| CONNECTICUT . . . . .   | -       | -     | -          | -      | -            | -     | -           | -     | 590,700    | 60,121    |
| TOTAL . . . . .         | 6,200   | 273   | 13,700     | 511    | 200          | 12    | -           | -     | 58,794,800 | 3,377,250 |
| MIDDLE ATLANTIC:        |         |       |            |        |              |       |             |       |            |           |
| NEW YORK . . . . .      | -       | -     | 2,400      | 250    | -            | -     | 300         | \$32  | 2,356,800  | 229,073   |
| NEW JERSEY . . . . .    | -       | -     | 130,200    | 14,322 | -            | -     | -           | -     | 1,386,600  | 135,786   |
| DELAWARE . . . . .      | -       | -     | -          | -      | -            | -     | -           | -     | 400        | 40        |
| TOTAL . . . . .         | -       | -     | 132,600    | 14,572 | -            | -     | 300         | 32    | 3,743,800  | 364,899   |
| CHESAPEAKE:             |         |       |            |        |              |       |             |       |            |           |
| MARYLAND . . . . .      | -       | -     | -          | -      | -            | -     | -           | -     | 33,800     | 1,352     |
| VIRGINIA . . . . .      | -       | -     | -          | -      | -            | -     | -           | -     | 3,200      | 157       |
| TOTAL . . . . .         | -       | -     | -          | -      | -            | -     | -           | -     | 37,000     | 1,509     |
| PACIFIC COAST:          |         |       |            |        |              |       |             |       |            |           |
| WASHINGTON . . . . .    | -       | -     | -          | -      | -            | -     | 100         | 3     | 6,245,300  | 231,078   |
| OREGON . . . . .        | -       | -     | -          | -      | -            | -     | -           | -     | 5,400      | 188       |
| TOTAL . . . . .         | -       | -     | -          | -      | -            | -     | 100         | 3     | 6,250,700  | 231,266   |
| ALASKA . . . . .        | -       | -     | -          | -      | -            | -     | -           | -     | 2,185,547  | 54,639    |
| GRAND TOTAL             | 6,200   | 273   | 146,300    | 15,083 | 200          | 12    | 400         | 35    | 71,011,847 | 4,029,563 |



DORY

## ATLANTIC COAST HADDOCK FISHERY

The production of haddock in the United States during 1949 amounted to 134,970,400 pounds, valued at \$9,250,400 to the fishermen. This was a decrease of 14 percent in quantity and 26 percent in value compared with the previous year. Scrod haddock accounted for nearly 40 percent of the total haddock catch.

Otter trawls accounted for 96 percent of the total production. The remaining 4 percent was taken with hand and trawl lines, gill nets and dredges.

Of the total catch, 99 percent was landed in the New England States. The remaining 1 percent was taken in New York and New Jersey. Massachusetts accounted for 94 percent of the total landings.

## SUMMARY OF HADDOCK CATCH, 1949

| STATE            | LINES, HAND AND TRAWL |          | OTTER TRAWLS |           | GILL NETS |          | DREDGES |         | TOTAL       |           |
|------------------|-----------------------|----------|--------------|-----------|-----------|----------|---------|---------|-------------|-----------|
|                  | POUNDS                | VALUE    | POUNDS       | VALUE     | POUNDS    | VALUE    | POUNDS  | VALUE   | POUNDS      | VALUE     |
| NEW ENGLAND:     |                       |          |              |           |           |          |         |         |             |           |
| MAINE . . . .    | 524,100               | \$36,125 | 6,474,300    | \$416,563 | 186,400   | \$16,077 | -       | -       | 7,184,800   | \$468,765 |
| NEW HAMPSHIRE    | 1,400                 | 142      | -            | -         | -         | -        | -       | -       | 1,400       | 142       |
| MASSACHUSETTS    | 4,652,200             | 355,840  | 121,661,500  | 8,326,949 | 157,500   | 13,557   | 25,500  | \$1,250 | 126,496,700 | 8,697,596 |
| RHODE ISLAND.    | -                     | -        | 69,600       | 3,407     | -         | -        | -       | -       | 69,600      | 3,407     |
| CONNECTICUT .    | -                     | -        | 12,100       | 1,000     | -         | -        | -       | -       | 12,100      | 1,000     |
| TOTAL . . .      | 5,177,700             | 392,107  | 128,217,500  | 8,747,919 | 343,900   | 29,634   | 25,500  | 1,250   | 133,764,600 | 9,170,910 |
| MIDDLE ATLANTIC: |                       |          |              |           |           |          |         |         |             |           |
| NEW YORK . . .   | -                     | -        | 1,197,300    | 78,768    | -         | -        | -       | -       | 1,197,300   | 78,768    |
| NEW JERSEY. .    | -                     | -        | 8,500        | 722       | -         | -        | -       | -       | 8,500       | 722       |
| TOTAL . . .      | -                     | -        | 1,205,800    | 79,490    | -         | -        | -       | -       | 1,205,800   | 79,490    |
| GRAND TOTAL      | 5,177,700             | 392,107  | 129,423,300  | 8,827,409 | 343,900   | 29,634   | 25,500  | 1,250   | 134,970,400 | 9,250,400 |

## PACIFIC COAST HALIBUT FISHERY

The total North Pacific halibut catch by both United States and Canadian craft during 1949 totaled 53,622,000 pounds, a decrease of a half million pounds compared with the previous year.

The 1949 halibut season which extended from May 1 through July 12, was 73 days, compared with 72 days in 1948 and 109 days in 1947.

Landings of halibut in Alaska ports, which has steadily risen from 7 million pounds in 1939 to a record high of almost 24 million pounds in 1948, declined to 22.3 million pounds in 1949. This decrease in Alaska landings of halibut was reflected in a marked increase in the landings of United States fishing craft at British Columbia ports. It is believed that the diversion to Canadian ports was in protest against new licenses imposed on fishermen during the year by the Alaska Territorial Legislature.

Data on landings of halibut listed in the following tables represent the dressed weight of the fish, which is the weight upon which the quota is based, while those in the various state and sectional tables represent the round weight of the catch. In the sectional tables, halibut landed in Canada by vessels of United States registry is credited to Alaska. The dressed weight can be converted to round weight by multiplying by 1.33.

## REVIEW OF CERTAIN MAJOR FISHERIES

## SUMMARY OF UNITED STATES HALIBUT FLEET OPERATING UNITS, 1949

| ITEM  | WASHINGTON FLEET | ALASKA FLEET | TOTAL  |
|---|------------------|--------------|--------|
|   | NUMBER           | NUMBER       | NUMBER |
| REGULAR HALIBUT VESSELS:  |                  |              |        |
| NUMBER . . . . .  | 185              | 296          | 481    |
| NET TONNAGE . . . . .   | 6,024            | 4,089        | 10,113 |
| CREW . . . . .  | 1,265            | 1,174        | 2,439  |
| SKATES OF LINES . . . . .   | 5,692            | 5,283        | 10,975 |
| REGULAR HALIBUT BOATS:  |                  |              |        |
| NUMBER . . . . .  | 1                | 45           | 46     |
| CREW . . . . .  | 2                | 92           | 94     |
| SKATES OF LINES . . . . .   | 7                | 345          | 352    |
| BOATS PRIMARILY IN OTHER FISHERIES BUT LANDING SMALL FARES OF HALIBUT 1/: |                  |              |        |
| NUMBER . . . . .  | -                | 125          | 125    |
| CREW . . . . .  | -                | 250          | 250    |
| SKATES OF LINES . . . . .   | -                | 1,000        | 1,000  |

1/ DOES NOT INCLUDE TROLLERS OR OTHER BOATS CATCHING HALIBUT INCIDENTAL TO OTHER FISHING OPERATIONS.  
 NOTE:--THE FLEET CLASSIFICATION IS THAT OF THE INTERNATIONAL FISHERIES COMMISSION, UNDER WHICH CRAFT LISTED BY THE COMMISSION AS HAVING THEIR HOME PORT IN ALASKA ARE INCLUDED IN THE "ALASKA FLEET" AND ALL OTHER CRAFT OF UNITED STATES REGISTRY ARE INCLUDED IN THE "WASHINGTON FLEET" IF THEY LAND HALIBUT IN SEATTLE, BRITISH COLUMBIA, OR ALASKA.

## SUMMARY OF UNITED STATES AND CANADIAN HALIBUT CATCH, 1949

(EXPRESSED IN THOUSANDS OF POUNDS AND THOUSANDS OF DOLLARS)

| FLEET CLASSIFICATION                    | LANDED IN           |       |                  |       |          |       | TOTAL    |       |
|---|---------------------|-------|------------------|-------|----------|-------|----------|-------|
|   | SEATTLE, WASHINGTON |       | BRITISH COLUMBIA |       | ALASKA   |       | QUANTITY | VALUE |
|   | QUANTITY            | VALUE | QUANTITY         | VALUE | QUANTITY | VALUE |          |       |
| UNITED STATES AND ALASKA FLEET. . . . . | 9,119               | 1,918 | 4,208            | 785   | 21,628   | 3,474 | 34,955   | 6,177 |
| BRITISH COLUMBIA FLEET. . . . .         | 42                  | 8     | 17,997           | 3,090 | 628      | 102   | 18,667   | 3,200 |
| TOTAL . . . . .                         | 9,161               | 1,926 | 22,205           | 3,875 | 22,256   | 3,576 | 53,622   | 9,377 |

NOTE:--STATISTICS IN THE ABOVE TABLES ARE COMPILED FROM DATA COLLECTED BY THE INTERNATIONAL FISHERIES COMMISSION FOR WASHINGTON AND BRITISH COLUMBIA, AND BY THE FISH AND WILDLIFE SERVICE FOR ALASKA. THIS TABULATION DOES NOT INCLUDE LANDINGS AT PORTS SOUTH OF SEATTLE, WASHINGTON, WHICH AVERAGE LESS THAN 3 PERCENT OF THE ANNUAL PACIFIC COAST CATCH.

## CATCH BY UNITED STATES HALIBUT FLEET, 1949

| ITEM                   | LANDED IN           |             |                  |           |            |             | TOTAL      |             |
|------------------------|---------------------|-------------|------------------|-----------|------------|-------------|------------|-------------|
|                        | SEATTLE, WASHINGTON |             | BRITISH COLUMBIA |           | ALASKA     |             | POUNDS     | VALUE       |
|                        | POUNDS              | VALUE       | POUNDS           | VALUE     | POUNDS     | VALUE       |            |             |
| ALL VESSELS AND BOATS: |                     |             |                  |           |            |             |            |             |
| HALIBUT . . . . .      | 9,119,195           | \$1,917,745 | 4,207,907        | \$785,056 | 21,627,525 | \$3,473,770 | 34,954,627 | \$6,176,571 |
| SABLEFISH . . . . .    | 1,819,613           | 178,398     | 36,020           | 2,787     | 3,929,783  | 280,414     | 5,785,416  | 461,599     |
| LINGCOD . . . . .      | 497,674             | 47,578      | -                | -         | 2,415      | 72          | 500,089    | 47,650      |
| ROCKFISHES . . . . .   | 197,526             | 13,145      | -                | -         | 33,499     | 1,228       | 231,025    | 14,373      |
| TOTAL . . . . .        | 11,634,008          | 2,156,866   | 4,243,927        | 787,843   | 25,593,222 | 3,755,484   | 41,471,157 | 6,700,193   |

NOTE:-- IN ADDITION TO THE ABOVE, THERE WERE 1,149,567 POUNDS OF HALIBUT, SABLEFISH, LINGCOD, ROCKFISHES, GRAYFISH (DOGFISH), SOUPFIN SHARK AND MISCELLANEOUS FISH LIVERS VALUED AT \$1,255,823 LANDED BY THE UNITED STATES HALIBUT FLEET AT PACIFIC COAST PORTS DURING 1949. THESE VESSELS ALSO LANDED 1,502,632 POUNDS OF HALIBUT, SABLEFISH, LINGCOD AND ROCKFISH VISCERA VALUED AT \$428,871. VESSELS OF THE CANADIAN HALIBUT FLEET LANDED A TOTAL OF 18,666,765 POUNDS OF HALIBUT VALUED AT \$3,199,923 DURING 1949, OF WHICH 41,795 POUNDS VALUED AT \$8,346 WERE LANDED AT SEATTLE, AND 627,984 POUNDS VALUED AT \$101,807 WERE LANDED IN ALASKA.

STATISTICS IN THE ABOVE TABLES ARE COMPILED FROM DATA COLLECTED BY THE INTERNATIONAL FISHERIES COMMISSION FOR WASHINGTON AND BRITISH COLUMBIA, AND BY THE FISH AND WILDLIFE SERVICE FOR ALASKA. THIS TABULATION DOES NOT INCLUDE LANDINGS AT PORTS SOUTH OF SEATTLE, WASHINGTON, WHICH AVERAGE LESS THAN 3 PERCENT OF THE ANNUAL PACIFIC COAST CATCH.

## ATLANTIC COAST MACKEREL FISHERY

During 1949, the mackerel catch on the Atlantic Coast amounted to 42,070,100 pounds, valued at \$2,308,037 to the fishermen. This represented a decrease of 18 percent in quantity and 38 percent in value compared with the previous year. The largest decrease occurred in purse seine landings in Massachusetts which totaled only 6.2 million pounds, a decline of 17.6 million pounds compared with the mackerel landings by purse seines in that area in 1948. The pound net catch, taken principally in Massachusetts, decreased 29 percent compared with 1948.

New Jersey accounted for 45 percent of the 1949 mackerel catch, while Massachusetts and Maine recorded 33 and 8 percent respectively. Landings in Rhode Island, Connecticut, New York, Maryland and Virginia yielded the remaining 14 percent.

## SUMMARY OF ATLANTIC MACKEREL CATCH, 1949

| STATE   | PURSE SEINES          |                   | HAUL SEINES |           | STOP SEINES |         | GILL NETS<br>ANCHOR |          |
|---|-----------------------|-------------------|-------------|-----------|-------------|---------|---------------------|----------|
|   | POUNDS                | VALUE             | POUNDS      | VALUE     | POUNDS      | VALUE   | POUNDS              | VALUE    |
| NEW ENGLAND:                                  |                       |                   |             |           |             |         |                     |          |
| MAINE . . . . .                               | 2,051,700             | \$96,284          | -           | -         | 61,900      | \$3,097 | -                   | -        |
| MASSACHUSETTS . . . . .                       | 6,165,800             | 338,382           | -           | -         | -           | -       | 100                 | \$29     |
| RHODE ISLAND . . . . .                        | 60,400                | 5,437             | -           | -         | -           | -       | -                   | -        |
| TOTAL . . . . .                               | 8,277,900             | 440,103           | -           | -         | 61,900      | 3,097   | 100                 | 29       |
| MIDDLE ATLANTIC:                              |                       |                   |             |           |             |         |                     |          |
| NEW YORK . . . . .                            | 160,200               | 20,000            | 8,600       | \$1,317   | -           | -       | -                   | -        |
| NEW JERSEY . . . . .                          | 16,830,400            | 233,477           | -           | -         | -           | -       | -                   | -        |
| TOTAL . . . . .                               | 16,990,600            | 253,477           | 8,600       | 1,317     | -           | -       | -                   | -        |
| CHESAPEAKE,<br>VIRGINIA . . . . .             | -                     | -                 | 2,100       | 88        | -           | -       | -                   | -        |
| TOTAL . . . . .                               | -                     | -                 | 2,100       | 88        | -           | -       | -                   | -        |
| GRAND TOTAL . . . . .                         | 25,268,500            | 693,580           | 10,700      | 1,405     | 61,900      | 3,097   | 100                 | 29       |
|   | GILL NETS - CONTINUED |                   |             |           |             |         | LINES               |          |
| STATE   | DRIFT                 |                   | RUNAROUND   |           | STAKE       |         | HAND                |          |
|   | POUNDS                | VALUE             | POUNDS      | VALUE     | POUNDS      | VALUE   | POUNDS              | VALUE    |
| NEW ENGLAND:                                  |                       |                   |             |           |             |         |                     |          |
| MAINE . . . . .                               | 352,200               | \$25,055          | -           | -         | -           | -       | 6,900               | \$517    |
| MASSACHUSETTS . . . . .                       | 303,200               | 26,256            | -           | -         | -           | -       | -                   | -        |
| RHODE ISLAND . . . . .                        | 8,500                 | 780               | -           | -         | -           | -       | -                   | -        |
| CONNECTICUT . . . . .                         | -                     | -                 | -           | -         | -           | -       | 91,200              | 11,157   |
| TOTAL . . . . .                               | 663,900               | 52,091            | -           | -         | -           | -       | 98,100              | 11,674   |
| MIDDLE ATLANTIC:                              |                       |                   |             |           |             |         |                     |          |
| NEW YORK . . . . .                            | 28,000                | 4,629             | -           | -         | -           | -       | 1,464,500           | 223,260  |
| NEW JERSEY . . . . .                          | 454,700               | 36,483            | 11,800      | \$944     | 21,600      | \$1,782 | 1,069,800           | 86,024   |
| TOTAL . . . . .                               | 482,700               | 41,112            | 11,800      | 944       | 21,600      | 1,782   | 2,534,300           | 309,284  |
| CHESAPEAKE:<br>MARYLAND<br>VIRGINIA . . . . . | 357,600<br>2,338,200  | 32,184<br>238,430 | -<br>-      | -<br>-    | -<br>-      | -<br>-  | -<br>-              | -<br>-   |
| TOTAL . . . . .                               | 2,695,800             | 270,614           | -           | -         | -           | -       | -                   | -        |
| GRAND TOTAL . . . . .                         | 3,842,400             | 363,817           | 11,800      | 944       | 21,600      | 1,782   | 2,632,400           | 320,958  |
|   | LINES - CONTINUED     |                   |             |           | POUND NETS  |         | FLOATING TRAPS      |          |
| STATE   | TROLL                 |                   |             |           |             |         |                     |          |
|   | POUNDS                | VALUE             | POUNDS      | VALUE     | POUNDS      | VALUE   | POUNDS              | VALUE    |
| NEW ENGLAND:                                  |                       |                   |             |           |             |         |                     |          |
| MAINE . . . . .                               | -                     | -                 | -           | -         | -           | -       | 334,500             | \$16,427 |
| MASSACHUSETTS . . . . .                       | -                     | -                 | 5,674,400   | \$580,957 | -           | -       | 1,540,800           | 80,756   |
| RHODE ISLAND . . . . .                        | 57,100                | \$4,875           | -           | -         | -           | -       | 336,900             | 26,082   |
| TOTAL . . . . .                               | 57,100                | 4,875             | 5,674,400   | 580,957   | -           | -       | 2,212,200           | 123,265  |
| MIDDLE ATLANTIC:                              |                       |                   |             |           |             |         |                     |          |
| NEW YORK . . . . .                            | -                     | -                 | 171,800     | 32,884    | -           | -       | -                   | -        |
| NEW JERSEY . . . . .                          | -                     | -                 | 605,000     | 48,400    | -           | -       | -                   | -        |
| TOTAL . . . . .                               | -                     | -                 | 776,800     | 81,284    | -           | -       | -                   | -        |
| CHESAPEAKE,<br>VIRGINIA . . . . .             | -                     | -                 | 104,300     | 17,203    | -           | -       | -                   | -        |
| TOTAL . . . . .                               | -                     | -                 | 104,300     | 17,203    | -           | -       | -                   | -        |
| GRAND TOTAL . . . . .                         | 57,100                | 4,875             | 6,555,500   | 679,444   | -           | -       | 2,212,200           | 123,265  |

(CONTINUED ON NEXT PAGE)

## REVIEW OF CERTAIN MAJOR FISHERIES

## SUMMARY OF ATLANTIC MACKEREL CATCH, 1949 - Continued

| STATE                   | WEIRS   |          | OTTER TRAWLS |          | TOTAL      |           |
|-------------------------|---------|----------|--------------|----------|------------|-----------|
|                         | POUNDS  | VALUE    | POUNDS       | VALUE    | POUNDS     | VALUE     |
| NEW ENGLAND:            |         |          |              |          |            |           |
| MAINE . . . . .         | 544,700 | \$16,189 | -            | -        | 3,351,900  | \$157,569 |
| MASSACHUSETTS . . . . . | -       | -        | 285,100      | \$39,100 | 13,969,400 | 1,065,480 |
| RHODE ISLAND . . . . .  | -       | -        | 39,700       | 4,330    | 502,600    | 41,504    |
| CONNECTICUT . . . . .   | -       | -        | 1,000        | 100      | 92,200     | 11,257    |
| TOTAL . . . . .         | 544,700 | 16,189   | 325,800      | 43,530   | 17,916,100 | 1,275,810 |
| MIDDLE ATLANTIC:        |         |          |              |          |            |           |
| NEW YORK . . . . .      | -       | -        | 53,200       | 8,482    | 1,886,300  | 290,572   |
| NEW JERSEY . . . . .    | -       | -        | 73,200       | 9,856    | 19,066,500 | 412,966   |
| TOTAL . . . . .         | -       | -        | 126,400      | 14,338   | 20,952,800 | 703,538   |
| CHESAPEAKE:             |         |          |              |          |            |           |
| MARYLAND . . . . .      | -       | -        | 5,600        | 504      | 362,200    | 32,688    |
| VIRGINIA . . . . .      | -       | -        | 393,400      | 40,280   | 2,838,000  | 296,001   |
| TOTAL . . . . .         | -       | -        | 399,000      | 40,784   | 3,201,200  | 328,689   |
| GRAND TOTAL . . . . .   | 544,700 | 16,189   | 851,200      | 98,652   | 42,070,100 | 2,308,037 |

## PACIFIC COAST MACKEREL FISHERY

The catch of Pacific mackerel during 1949 amounted to 49,771,300 pounds, valued at \$1,285,892 to the fishermen. This represented an increase of 26 percent in quantity but a decrease of 7 percent in value compared with the previous year.

The entire Pacific mackerel catch was taken in California. The San Pedro District accounted for 99 percent of the 1949 catch with the San Diego, Monterey, and San Francisco Districts contributing the remaining 1 percent.

Mackerel taken by brail or scoop nets accounted for 56 percent of the 1949 catch while purse seines caught 43 percent. The remaining 1 percent was taken with lines and gill and trammel nets.

## SUMMARY OF PACIFIC MACKEREL CATCH, 1949

| DISTRICT                | PURSE SEINES        |           | GILL AND TRAMMEL NETS |           | LINES   |         |
|-------------------------|---------------------|-----------|-----------------------|-----------|---------|---------|
|                         | POUNDS              | VALUE     | POUNDS                | VALUE     | POUNDS  | VALUE   |
| CALIFORNIA:             |                     |           |                       |           |         |         |
| SAN FRANCISCO . . . . . | 3,000               | \$49      | -                     | -         | -       | -       |
| MONTEREY . . . . .      | 233,600             | 4,112     | 200                   | \$3       | -       | -       |
| SAN PEDRO . . . . .     | 21,114,200          | 541,930   | 9,600                 | 250       | 249,900 | \$6,411 |
| SAN DIEGO . . . . .     | 98,000              | 4,566     | 9,200                 | 427       | 340,000 | 15,843  |
| TOTAL . . . . .         | 21,448,800          | 550,657   | 19,200                | 680       | 589,900 | 22,254  |
| DISTRICT                | BRAIL OR SCOOP NETS |           | TOTAL                 |           | TOTAL   |         |
|                         | POUNDS              | VALUE     | POUNDS                | VALUE     | POUNDS  | VALUE   |
| CALIFORNIA:             |                     |           |                       |           |         |         |
| SAN FRANCISCO . . . . . | -                   | -         | 3,000                 | \$49      | -       | -       |
| MONTEREY . . . . .      | -                   | -         | 233,800               | 4,115     | -       | -       |
| SAN PEDRO . . . . .     | 27,710,400          | \$712,158 | 49,084,300            | 1,260,749 | -       | -       |
| SAN DIEGO . . . . .     | 3,000               | 143       | 450,200               | 20,979    | -       | -       |
| TOTAL . . . . .         | 27,713,400          | 712,301   | 49,771,300            | 1,285,892 | -       | -       |



## ATLANTIC AND GULF COAST MENHADEN FISHERY

The catch of menhaden in 1949 established a new record of 1,081,741,400 pounds, valued at \$11,540,313 to the fishermen. The catch was far larger than that of any other species taken by United States and Alaska fishermen. Practically the entire 1949 menhaden production was used in the manufacture of oil and meal, with only small quantities being used for bait.

No survey was made of the fisheries of the South Atlantic States (North Carolina, South Carolina, Georgia, and the East Coast of Florida) for 1949. However, in conducting the canned fish and byproducts survey for that year, information was obtained on the total quantity of menhaden used for reduction purposes in these states. Since nearly the entire catch is used for the manufacture of oil and meal, the poundage utilized for reduction has been listed as the landings in those states which were not canvassed for 1949 data.

## SUMMARY OF MENHADEN CATCH, 1949

| STATE                           | PURSE SEINES  |            | HAUL SEINES    |         | GILL NETS |       |
|---------------------------------|---------------|------------|----------------|---------|-----------|-------|
|                                 | POUNDS        | VALUE      | POUNDS         | VALUE   | POUNDS    | VALUE |
| NEW ENGLAND:                    |               |            |                |         |           |       |
| MAINE . . . . .                 | 5,019,000     | \$44,942   | -              | -       | -         | -     |
| MASSACHUSETTS . . . . .         | 6,961,800     | 83,424     | -              | -       | -         | -     |
| CONNECTICUT . . . . .           | -             | -          | -              | -       | 7,900     | \$92  |
| TOTAL . . . . .                 | 11,980,800    | 128,366    | -              | -       | 7,900     | 92    |
| MIDDLE ATLANTIC:                |               |            |                |         |           |       |
| NEW YORK . . . . .              | 89,488,700    | 939,631    | -              | -       | -         | -     |
| NEW JERSEY . . . . .            | 129,822,000   | 1,453,999  | -              | -       | -         | -     |
| DELAWARE . . . . .              | 159,748,100   | 1,677,355  | -              | -       | -         | -     |
| TOTAL . . . . .                 | 379,058,800   | 4,070,985  | -              | -       | -         | -     |
| CHESAPEAKE:                     |               |            |                |         |           |       |
| MARYLAND . . . . .              | -             | -          | 119,400        | \$1,198 | 8,800     | 89    |
| VIRGINIA . . . . .              | 126,430,300   | 1,466,592  | 2,312,500      | 17,563  | 47,900    | 356   |
| TOTAL . . . . .                 | 126,430,300   | 1,466,592  | 2,431,900      | 18,761  | 56,700    | 444   |
| SOUTH ATLANTIC:                 |               |            |                |         |           |       |
| NORTH CAROLINA . . . . .        | 227,679,400   | 1,980,811  | -              | -       | -         | -     |
| SOUTH CAROLINA . . . . .        | 4,706,750     | 44,243     | -              | -       | -         | -     |
| EAST COAST OF FLORIDA . . . . . | 30,060,220    | 324,650    | -              | -       | -         | -     |
| TOTAL . . . . .                 | 262,446,370   | 2,349,704  | -              | -       | -         | -     |
| GULF:                           |               |            |                |         |           |       |
| WEST COAST OF FLORIDA . . . . . | 24,959,680    | 268,485    | 17,700         | 885     | 1,000     | 50    |
| MISSISSIPPI . . . . .           | 44,578,500    | 485,906    | -              | -       | -         | -     |
| LOUISIANA . . . . .             | 165,913,400   | 2,018,307  | -              | -       | -         | -     |
| TEXAS . . . . .                 | 41,135,300    | 473,757    | -              | -       | -         | -     |
| TOTAL . . . . .                 | 276,486,880   | 3,246,455  | 17,700         | 885     | 1,000     | 50    |
| GRAND TOTAL . . . . .           | 1,056,403,150 | 11,262,102 | 2,449,600      | 19,646  | 65,600    | 586   |
| STATE                           | POUNDS NETS   |            | FLOATING TRAPS |         | FYKE NETS |       |
|                                 | POUNDS        | VALUE      | POUNDS         | VALUE   | POUNDS    | VALUE |
| NEW ENGLAND:                    |               |            |                |         |           |       |
| MAINE . . . . .                 | -             | -          | 6,500          | \$65    | -         | -     |
| MASSACHUSETTS . . . . .         | 458,400       | \$4,977    | 34,100         | 324     | -         | -     |
| RHODE ISLAND . . . . .          | -             | -          | 36,100         | 457     | -         | -     |
| CONNECTICUT . . . . .           | 16,000        | 116        | -              | -       | -         | -     |
| TOTAL . . . . .                 | 474,400       | 5,093      | 78,700         | 864     | -         | -     |
| MIDDLE ATLANTIC:                |               |            |                |         |           |       |
| NEW JERSEY . . . . .            | 13,351,600    | 185,208    | -              | -       | -         | -     |
| TOTAL . . . . .                 | 13,351,600    | 185,208    | -              | -       | -         | -     |
| CHESAPEAKE:                     |               |            |                |         |           |       |
| MARYLAND . . . . .              | 1,551,900     | 12,369     | -              | -       | 200       | \$4   |
| VIRGINIA . . . . .              | 7,330,800     | 54,005     | -              | -       | 10,300    | 81    |
| TOTAL . . . . .                 | 8,882,700     | 66,394     | -              | -       | 10,500    | 85    |
| GRAND TOTAL . . . . .           | 22,708,700    | 256,695    | 78,700         | 864     | 10,500    | 85    |

(CONTINUED ON NEXT PAGE)

## REVIEW OF CERTAIN MAJOR FISHERIES

## SUMMARY OF MENHADEN CATCH, 1949 - Continued

| STATE                           | OTTER TRAWLS |       | WEIRS  |       | TRAMMEL NETS |       | TOTAL         |            |
|---------------------------------|--------------|-------|--------|-------|--------------|-------|---------------|------------|
|                                 | POUNDS       | VALUE | POUNDS | VALUE | POUNDS       | VALUE | POUNDS        | VALUE      |
| NEW ENGLAND:                    |              |       |        |       |              |       |               |            |
| MAINE . . . . .                 | -            | -     | 1,800  | \$33  | -            | -     | 5,027,300     | \$45,040   |
| MASSACHUSETTS . . . . .         | 19,200       | \$231 | -      | -     | -            | -     | 7,473,500     | 88,956     |
| RHODE ISLAND . . . . .          | -            | -     | -      | -     | -            | -     | 38,100        | 457        |
| CONNECTICUT . . . . .           | 3,200        | 39    | -      | -     | -            | -     | 27,100        | 247        |
| TOTAL . . . . .                 | 22,400       | 270   | 1,800  | 33    | -            | -     | 12,566,000    | 134,700    |
| MIDDLE ATLANTIC:                |              |       |        |       |              |       |               |            |
| NEW YORK . . . . .              | -            | -     | -      | -     | -            | -     | 69,488,700    | 939,631    |
| NEW JERSEY . . . . .            | -            | -     | -      | -     | -            | -     | 143,173,600   | 1,639,207  |
| DELAWARE . . . . .              | -            | -     | -      | -     | -            | -     | 159,748,100   | 1,677,355  |
| TOTAL . . . . .                 | -            | -     | -      | -     | -            | -     | 392,410,400   | 4,256,193  |
| CHESAPEAKE:                     |              |       |        |       |              |       |               |            |
| MARYLAND . . . . .              | -            | -     | -      | -     | -            | -     | 1,680,300     | 13,679     |
| VIRGINIA . . . . .              | -            | -     | -      | -     | -            | -     | 136,131,800   | 1,538,597  |
| TOTAL . . . . .                 | -            | -     | -      | -     | -            | -     | 137,812,100   | 1,552,276  |
| SOUTH ATLANTIC:                 |              |       |        |       |              |       |               |            |
| NORTH CAROLINA . . . . .        | -            | -     | -      | -     | -            | -     | 227,679,400   | 1,980,811  |
| SOUTH CAROLINA . . . . .        | -            | -     | -      | -     | -            | -     | 4,706,750     | 44,243     |
| EAST COAST OF FLORIDA . . . . . | -            | -     | -      | -     | -            | -     | 30,060,220    | 324,650    |
| TOTAL . . . . .                 | -            | -     | -      | -     | -            | -     | 262,446,370   | 2,349,704  |
| GULF:                           |              |       |        |       |              |       |               |            |
| WEST COAST OF FLORIDA . . . . . | -            | -     | -      | -     | 1,000        | \$50  | 24,879,380    | 269,470    |
| MISSISSIPPI . . . . .           | -            | -     | -      | -     | -            | -     | 44,578,500    | 485,906    |
| LOUISIANA . . . . .             | -            | -     | -      | -     | -            | -     | 165,913,400   | 2,018,307  |
| TEXAS . . . . .                 | -            | -     | -      | -     | -            | -     | 41,135,300    | 473,757    |
| TOTAL . . . . .                 | -            | -     | -      | -     | 1,000        | 50    | 276,506,580   | 3,247,440  |
| GRAND TOTAL . . . . .           | 22,400       | \$270 | 1,800  | 33    | 1,000        | 50    | 1,081,741,450 | 11,540,313 |

NOTE:--TO CONVERT WEIGHT IN POUNDS TO NUMBER OF FISH DIVIDE BY 0.67.



TROLLER

## OCEAN PERCH FISHERY

The 1949 catch of ocean perch (rosefish) totaled 236,986,700 pounds, valued at \$9,819,266 to the fishermen. This represents a decrease of less than 1 percent in quantity but an increase of 2 percent in value compared with the previous year. Seventy-seven percent of the 1949 catch was landed at Massachusetts ports, and the remaining 23 percent was landed in Maine, principally Rockland and Portland. Gloucester accounted for over 93 percent of the poundage landed in Massachusetts.

The entire ocean perch (rosefish) catch is used for producing fillets, most of which are frozen. Waste from filleting is used in the manufacture of rosefish meal and oil.

## SUMMARY OF OCEAN PERCH (ROSEFISH) CATCH, 1949

| STATE                   | LINES,<br>TRAWL OR TROT<br>WITH HOOKS |       | OTTER TRAWLS |             | GILL NETS |       | TOTAL       |             |
|-------------------------|---------------------------------------|-------|--------------|-------------|-----------|-------|-------------|-------------|
|                         | POUNDS                                | VALUE | POUNDS       | VALUE       | POUNDS    | VALUE | POUNDS      | VALUE       |
| NEW ENGLAND:            |                                       |       |              |             |           |       |             |             |
| MAINE . . . . .         | 400                                   | \$11  | 55,502,100   | \$2,014,058 | 100       | \$2   | 55,502,600  | \$2,014,071 |
| MASSACHUSETTS . . . . . | 6,500                                 | 487   | 181,477,600  | 7,804,708   | -         | -     | 181,484,100 | 7,805,195   |
| TOTAL . . . . .         | 6,900                                 | 498   | 236,979,700  | 9,818,766   | 100       | 2     | 236,986,700 | 9,819,266   |

## PACIFIC COAST PILCHARD FISHERY

During 1949, the catch of pilchards amounted to 633,540,400 pounds, valued at \$10,760,235 to the fishermen. This represented an increase of 70 percent in quantity but a decrease of 2 percent in value compared with the previous year.

The price paid to fishermen at the beginning of the 1949 season was \$40 per ton compared with \$67.50 per ton the previous season. The prices dropped to \$32.50 per ton by the end of the season, compared to \$50 per ton at the close of the 1948 season. Price disagreements, occurring at times when fishing conditions appeared exceptionally good, reduced the potential production of the area.

## SUMMARY OF PILCHARD CATCH, 1949

| STATE AND DISTRICT               | HAUL SEINES |         | PURSE SEINES,<br>LAMPARA AND<br>RING NETS |            | GILL NETS |       | OTTER TRAWLS |       | TOTAL       |            |
|----------------------------------|-------------|---------|---|------------|-----------|-------|--------------|-------|-------------|------------|
|                                  | POUNDS      | VALUE   | POUNDS                                    | VALUE      | POUNDS    | VALUE | POUNDS       | VALUE | POUNDS      | VALUE      |
| WASHINGTON:                      |             |         |   |            |           |       |              |       |             |            |
| PUGET SOUND DISTRICT . . . . .   | 56,400      | \$3,104 | -   | -          | -         | -     | -            | -     | 56,400      | \$3,104    |
| OREGON:                          |             |         |   |            |           |       |              |       |             |            |
| COASTAL DISTRICT . . . . .       | 9,000       | 234     | -   | -          | -         | -     | -            | -     | 9,000       | 234        |
| CALIFORNIA:                      |             |         |   |            |           |       |              |       |             |            |
| NORTHERN DISTRICT . . . . .      | -           | -       | -   | -          | 14,800    | \$522 | -            | -     | 14,800      | 522        |
| SAN FRANCISCO DISTRICT . . . . . | -           | -       | 33,848,400                                | \$76,941   | 800       | 16    | 30,000       | \$510 | 33,879,200  | 577,467    |
| MONTEREY DISTRICT . . . . .      | -           | -       | 262,370,900                               | 4,565,241  | 2,900     | 58    | 1,600        | 32    | 262,375,400 | 4,565,331  |
| SAN PEDRO DISTRICT . . . . .     | -           | -       | 331,502,300                               | 5,554,263  | -         | -     | -            | -     | 331,502,300 | 5,554,263  |
| SAN DIEGO DISTRICT . . . . .     | -           | -       | 5,703,300                                 | 59,314     | -         | -     | -            | -     | 5,703,300   | 59,314     |
| TOTAL CALIFORNIA . . . . .       | -           | -       | 633,424,900                               | 10,755,759 | 18,500    | 596   | 31,600       | 542   | 633,475,000 | 10,756,897 |
| GRAND TOTAL . . . . .            | 65,400      | 3,338   | 633,424,900                               | 10,755,759 | 18,500    | 596   | 31,600       | 542   | 633,540,400 | 10,760,235 |

## REVIEW OF CERTAIN MAJOR FISHERIES

## PACIFIC COAST SALMON FISHERY

The 1949 salmon catch in the Pacific Coast States and Alaska totaled 484,203,800 pounds -- over 80 million pounds more than in 1948. Landings in the Pacific Coast States increased over 30 million pounds compared with the previous year, while those in Alaska increased almost 50 million pounds. In the Puget Sound District of Washington, where pink salmon are taken in quantity only in the odd-numbered years, the catch of this species amounted to 65.6 million pounds. The catch of pink salmon in this area during 1948 was only 1,600 pounds. Landings of this species in Alaska rose from 113.4 million pounds in 1948 to 228.9 million pounds in 1949. The largest gain came in south-eastern Alaska.

The most important types of gear used in taking salmon in 1949 were purse seines, 173 million pounds; pound nets (including floating traps), 170 million pounds; and gill nets, 93 million pounds. Smaller quantities were also taken by lines, reef nets, haul seines and dip nets.

## SALMON CATCH BY DISTRICTS AND GEAR, 1949

| GEAR AND SPECIES          | ALASKA       |             |            |             |
|---------------------------|--------------|-------------|------------|-------------|
|                           | SOUTHEASTERN | CENTRAL     | WESTERN    | TOTAL       |
|                           | POUNDS       | POUNDS      | POUNDS     | POUNDS      |
| PURSE SEINES:             |              |             |            |             |
| CHINOOK OR KING . . . . . | 9,840        | 67,640      | 3,960      | 81,440      |
| CHUM OR KETA . . . . .    | 9,645,888    | 13,486,904  | 493,520    | 23,626,312  |
| PINK . . . . .            | 61,975,320   | 32,228,640  | 68         | 94,204,028  |
| RED OR SOCKEYE . . . . .  | 445,662      | 6,348,060   | 522,684    | 7,316,406   |
| SILVER OR COHO . . . . .  | 1,266,399    | 837,036     | 12,987     | 2,116,422   |
| TOTAL . . . . .           | 73,343,109   | 52,968,280  | 1,033,219  | 127,344,608 |
| GILL NETS:                |              |             |            |             |
| CHINOOK OR KING . . . . . | 147,980      | 1,864,500   | 1,888,520  | 3,901,000   |
| CHUM OR KETA . . . . .    | 285,960      | 1,911,688   | 2,829,048  | 5,026,696   |
| PINK . . . . .            | 330,900      | 1,339,500   | 132        | 1,670,532   |
| RED OR SOCKEYE . . . . .  | 1,601,550    | 12,139,680  | 38,579,316 | 52,320,546  |
| SILVER OR COHO . . . . .  | 818,478      | 3,581,478   | 466,029    | 4,865,985   |
| TOTAL . . . . .           | 3,184,868    | 20,836,846  | 43,763,045 | 67,784,759  |
| LINES:                    |              |             |            |             |
| CHINOOK OR KING . . . . . | 9,443,180    | -           | -          | 9,443,180   |
| CHUM OR KETA . . . . .    | 646,544      | -           | -          | 646,544     |
| PINK . . . . .            | 546,592      | -           | -          | 546,592     |
| RED OR SOCKEYE . . . . .  | 11,352       | -           | -          | 11,352      |
| SILVER OR COHO . . . . .  | 13,308,246   | -           | -          | 13,308,246  |
| TOTAL . . . . .           | 23,955,914   | -           | -          | 23,955,914  |
| POUND NETS:               |              |             |            |             |
| CHINOOK OR KING . . . . . | 260          | 649,820     | -          | 650,080     |
| CHUM OR KETA . . . . .    | 12,576,360   | 4,858,088   | -          | 17,434,448  |
| PINK . . . . .            | 112,829,892  | 19,698,560  | -          | 132,528,452 |
| RED OR SOCKEYE . . . . .  | 880,230      | 10,400,358  | -          | 11,280,588  |
| SILVER OR COHO . . . . .  | 5,125,867    | 2,240,424   | -          | 7,366,311   |
| TOTAL . . . . .           | 131,412,629  | 37,847,250  | -          | 169,259,879 |
| GRAND TOTAL . . . . .     | 231,896,520  | 111,652,376 | 44,795,264 | 388,345,160 |

| GEAR AND SPECIES          | WASHINGTON  |           |                  |       |                |       |            |           |
|---------------------------|-------------|-----------|------------------|-------|----------------|-------|------------|-----------|
|                           | PUGET SOUND |           | WASHINGTON COAST |       | COLUMBIA RIVER |       | TOTAL      |           |
|                           | POUNDS      | VALUE     | POUNDS           | VALUE | POUNDS         | VALUE | POUNDS     | VALUE     |
| PURSE SEINES:             |             |           |                  |       |                |       |            |           |
| CHINOOK OR KING . . . . . | 540,100     | \$67,515  | -                | -     | -              | -     | 540,100    | \$67,515  |
| CHUM OR KETA . . . . .    | 3,078,700   | 421,782   | -                | -     | -              | -     | 3,078,700  | 421,782   |
| PINK . . . . .            | 33,328,700  | 3,332,867 | -                | -     | -              | -     | 33,328,700 | 3,332,867 |
| RED OR SOCKEYE . . . . .  | 4,886,500   | 977,306   | -                | -     | -              | -     | 4,886,500  | 977,306   |
| SILVER OR COHO . . . . .  | 3,422,600   | 431,243   | -                | -     | -              | -     | 3,422,600  | 431,243   |
| TOTAL . . . . .           | 45,256,600  | 5,230,713 | -                | -     | -              | -     | 45,256,600 | 5,230,713 |
| HAUL SEINES:              |             |           |                  |       |                |       |            |           |
| CHINOOK OR KING . . . . . | 18,900      | 2,364     | -                | -     | -              | -     | 18,900     | 2,364     |
| CHUM OR KETA . . . . .    | 40,600      | 5,405     | -                | -     | -              | -     | 40,600     | 5,405     |
| PINK . . . . .            | 521,000     | 52,095    | -                | -     | -              | -     | 521,000    | 52,095    |
| SILVER OR COHO . . . . .  | 9,300       | 1,171     | -                | -     | -              | -     | 9,300      | 1,171     |
| TOTAL . . . . .           | 589,800     | 61,035    | -                | -     | -              | -     | 589,800    | 61,035    |

(CONTINUED ON NEXT PAGE)

# REVIEW OF CERTAIN MAJOR FISHERIES

257

## SALMON CATCH BY DISTRICTS AND GEAR, 1949 - Continued

| GEAR AND SPECIES    | WASHINGTON - CONTINUED |           |                  |           |                |           |            |            |
|---------------------|------------------------|-----------|------------------|-----------|----------------|-----------|------------|------------|
|                     | PUGET SOUND            |           | WASHINGTON COAST |           | COLUMBIA RIVER |           | TOTAL      |            |
|                     | POUNDS                 | VALUE     | POUNDS           | VALUE     | POUNDS         | VALUE     | POUNDS     | VALUE      |
| <b>GILL NETS:</b>   |                        |           |                  |           |                |           |            |            |
| CHINOOK OR KING     | 459,700                | \$98,739  | 487,600          | \$75,573  | 2,752,600      | \$459,667 | 3,699,900  | \$633,999  |
| CHUM OR KETA. .     | 978,000                | 130,075   | 658,800          | 52,046    | 261,400        | 20,914    | 1,698,200  | 203,035    |
| PINK. . . . .       | 6,804,200              | 680,420   | 100              | 8         | -              | -         | 6,804,300  | 680,428    |
| RED OR SOCKEYE. .   | 790,300                | 158,065   | 869,900          | 265,311   | 6,700          | 1,335     | 1,666,900  | 424,711    |
| SILVER OR COHO. .   | 1,278,900              | 262,184   | 1,010,500        | 154,604   | 224,800        | 30,129    | 2,514,200  | 446,917    |
| TOTAL. . .          | 10,311,100             | 1,329,483 | 3,026,900        | 547,542   | 3,245,500      | 512,065   | 16,583,500 | 2,389,090  |
| <b>LINES:</b>       |                        |           |                  |           |                |           |            |            |
| CHINOOK OR KING     | 2,894,000              | 804,533   | 1,512,400        | 420,457   | 500,600        | 116,128   | 4,907,000  | 1,341,118  |
| PINK. . . . .       | 80,200                 | 8,018     | 17,400           | 1,736     | 600            | 56        | 98,200     | 9,810      |
| SILVER OR COHO. .   | 1,860,300              | 386,941   | 1,869,000        | 388,800   | 538,300        | 69,973    | 4,267,600  | 845,714    |
| TOTAL. . .          | 4,834,500              | 1,199,492 | 3,398,800        | 810,993   | 1,039,500      | 186,157   | 9,272,800  | 2,196,642  |
| <b>POUND NETS:</b>  |                        |           |                  |           |                |           |            |            |
| CHINOOK OR KING     | 65,400                 | 8,176     | -                | -         | -              | -         | 65,400     | 8,176      |
| CHUM OR KETA. .     | 12,400                 | 1,650     | -                | -         | -              | -         | 12,400     | 1,650      |
| PINK. . . . .       | 279,500                | 27,950    | -                | -         | -              | -         | 279,500    | 27,950     |
| RED OR SOCKEYE. .   | 12,500                 | 2,492     | -                | -         | -              | -         | 12,500     | 2,492      |
| SILVER OR COHO. .   | 64,800                 | 8,159     | -                | -         | -              | -         | 64,800     | 8,159      |
| TOTAL. . .          | 434,600                | 48,427    | -                | -         | -              | -         | 434,600    | 48,427     |
| <b>REEF NETS:</b>   |                        |           |                  |           |                |           |            |            |
| CHINOOK OR KING     | 129,800                | 16,219    | -                | -         | -              | -         | 129,800    | 16,219     |
| CHUM OR KETA. .     | 181,100                | 24,084    | -                | -         | -              | -         | 181,100    | 24,084     |
| PINK. . . . .       | 3,183,100              | 318,309   | -                | -         | -              | -         | 3,183,100  | 318,309    |
| RED OR SOCKEYE. .   | 475,300                | 95,067    | -                | -         | -              | -         | 475,300    | 95,067     |
| SILVER OR COHO. .   | 250,500                | 31,559    | -                | -         | -              | -         | 250,500    | 31,559     |
| TOTAL. . .          | 4,219,800              | 485,238   | -                | -         | -              | -         | 4,219,800  | 485,238    |
| <b>DIP NETS:</b>    |                        |           |                  |           |                |           |            |            |
| CHINOOK OR KING     | -                      | -         | -                | -         | 228,100        | 38,097    | 228,100    | 38,097     |
| CHUM OR KETA. .     | -                      | -         | -                | -         | 1,800          | 142       | 1,800      | 142        |
| RED OR SOCKEYE. .   | -                      | -         | -                | -         | 4,400          | 886       | 4,400      | 886        |
| TOTAL. . . .        | -                      | -         | -                | -         | 234,300        | 39,127    | 234,300    | 39,127     |
| <b>GRAND TOTAL.</b> | 65,646,400             | 8,354,388 | 6,425,700        | 1,358,535 | 4,519,300      | 737,349   | 76,591,400 | 10,450,272 |

| GEAR AND SPECIES    | OREGON         |           |              |          |            |           |
|---------------------|----------------|-----------|--------------|----------|------------|-----------|
|                     | COLUMBIA RIVER |           | OREGON COAST |          | TOTAL      |           |
|                     | POUNDS         | VALUE     | POUNDS       | VALUE    | POUNDS     | VALUE     |
| <b>HAUL SEINES:</b> |                |           |              |          |            |           |
| CHINOOK OR KING     | 948,500        | \$158,396 | -            | -        | 948,500    | \$158,396 |
| CHUM OR KETA. .     | 29,900         | 2,389     | -            | -        | 29,900     | 2,389     |
| RED OR SOCKEYE. .   | 900            | 187       | -            | -        | 900        | 187       |
| SILVER OR COHO. .   | 112,400        | 15,067    | -            | -        | 112,400    | 15,067    |
| TOTAL. . .          | 1,091,700      | 176,039   | -            | -        | 1,091,700  | 176,039   |
| <b>GILL NETS:</b>   |                |           |              |          |            |           |
| CHINOOK OR KING     | 5,656,900      | 944,692   | 338,600      | \$62,643 | 5,995,500  | 1,007,335 |
| CHUM OR KETA. .     | 234,600        | 18,770    | 445,000      | 35,600   | 679,600    | 54,370    |
| RED OR SOCKEYE. .   | 2,900          | 579       | -            | -        | 2,900      | 579       |
| SILVER OR COHO. .   | 456,100        | 61,112    | 639,500      | 83,133   | 1,095,600  | 144,245   |
| TOTAL. . . .        | 6,350,500      | 1,025,153 | 1,423,100    | 181,376  | 7,773,600  | 1,206,529 |
| <b>LINES:</b>       |                |           |              |          |            |           |
| CHINOOK OR KING     | 223,900        | 60,229    | 1,136,900    | 244,427  | 1,360,800  | 304,656   |
| SILVER OR COHO. .   | 163,400        | 24,673    | 1,126,700    | 145,678  | 1,290,100  | 170,351   |
| TOTAL. . . .        | 387,300        | 84,902    | 2,263,600    | 390,105  | 2,650,900  | 475,007   |
| <b>POUND NETS:</b>  |                |           |              |          |            |           |
| CHINOOK OR KING     | 398,500        | 66,543    | -            | -        | 398,500    | 66,543    |
| CHUM OR KETA. .     | 17,900         | 1,386     | -            | -        | 17,300     | 1,386     |
| RED OR SOCKEYE. .   | 104,800        | 14,046    | -            | -        | 104,800    | 14,046    |
| SILVER OR COHO. .   | 900            | 177       | -            | -        | 900        | 177       |
| TOTAL. . . .        | 521,500        | 82,152    | -            | -        | 521,500    | 82,152    |
| <b>DIP NETS:</b>    |                |           |              |          |            |           |
| CHINOOK OR KING     | 790,100        | 131,950   | -            | -        | 790,100    | 131,950   |
| RED OR SOCKEYE. .   | 8,100          | 1,628     | -            | -        | 8,100      | 1,628     |
| SILVER OR COHO. .   | 1,600          | 209       | -            | -        | 1,600      | 209       |
| TOTAL. . . .        | 799,800        | 133,787   | -            | -        | 799,800    | 133,787   |
| <b>GRAND TOTAL</b>  | 9,150,800      | 1,502,033 | 3,686,700    | 571,481  | 12,837,500 | 2,073,514 |

(CONTINUED ON NEXT PAGE)

## REVIEW OF CERTAIN MAJOR FISHERIES

## SALMON CATCH BY DISTRICTS AND GEAR, 1949 - Continued

| GEAR AND SPECIES              | CALIFORNIA        |           |                        |           |                   |           |                    |         |           |           |
|-------------------------------|-------------------|-----------|------------------------|-----------|-------------------|-----------|--------------------|---------|-----------|-----------|
|                               | NORTHERN DISTRICT |           | SAN FRANCISCO DISTRICT |           | MONTEREY DISTRICT |           | SAN PEDRO DISTRICT |         | TOTAL     |           |
|                               | POUNDS            | VALUE     | POUNDS                 | VALUE     | POUNDS            | VALUE     | POUNDS             | VALUE   | POUNDS    | VALUE     |
| GILL NETS:<br>CHINOOK OR KING | -                 | -         | 899,100                | \$220,098 | -                 | -         | -                  | -       | 899,100   | \$220,098 |
| TOTAL . . .                   | -                 | -         | 899,100                | 220,098   | -                 | -         | -                  | -       | 899,100   | 220,098   |
| LINES:<br>CHINOOK OR KING     | 2,601,400         | \$617,574 | 2,455,500              | \$552,498 | 468,700           | \$117,612 | 5,000              | \$1,521 | 5,530,600 | 1,289,205 |
| TOTAL . . .                   | 2,601,400         | 617,574   | 2,455,500              | 552,498   | 468,700           | 117,612   | 5,000              | 1,521   | 5,530,600 | 1,289,205 |
| GRAND TOTAL                   | 2,601,400         | 617,574   | 3,354,600              | 772,596   | 468,700           | 117,612   | 5,000              | 1,521   | 6,429,700 | 1,509,303 |

## SUMMARY OF SALMON CATCH BY GEAR, 1949

| STATE AND DISTRICT               | PURSE SEINES | HAUL SEINES | GILL NETS  | LINES      |
|----------------------------------|--------------|-------------|------------|------------|
|                                  | POUNDS       | POUNDS      | POUNDS     | POUNDS     |
| ALASKA:                          |              |             |            |            |
| SOUTHEASTERN . . . . .           | 73,343,109   | -           | 3,184,868  | 23,955,914 |
| CENTRAL . . . . .                | 52,968,280   | -           | 20,836,846 | -          |
| WESTERN . . . . .                | 1,033,219    | -           | 43,763,045 | -          |
| TOTAL . . . . .                  | 127,344,608  | -           | 67,784,759 | 23,955,914 |
| WASHINGTON:                      |              |             |            |            |
| PUGET SOUND . . . . .            | 45,256,600   | 589,800     | 10,311,100 | 4,834,500  |
| WASHINGTON COAST . . . . .       | -            | -           | 3,026,900  | 3,398,800  |
| COLUMBIA RIVER . . . . .         | -            | -           | 3,245,500  | 1,039,500  |
| TOTAL . . . . .                  | 45,256,600   | 589,800     | 16,583,500 | 9,272,800  |
| OREGON:                          |              |             |            |            |
| COLUMBIA RIVER . . . . .         | -            | 1,091,700   | 6,350,500  | 387,300    |
| OREGON COAST . . . . .           | -            | -           | 1,423,100  | 2,263,600  |
| TOTAL . . . . .                  | -            | 1,091,700   | 7,773,600  | 2,650,900  |
| CALIFORNIA:                      |              |             |            |            |
| NORTHERN DISTRICT . . . . .      | -            | -           | -          | 2,601,400  |
| SAN FRANCISCO DISTRICT . . . . . | -            | -           | 899,100    | 2,455,500  |
| MONTEREY DISTRICT . . . . .      | -            | -           | -          | 468,700    |
| SAN PEDRO DISTRICT . . . . .     | -            | -           | -          | 5,000      |
| TOTAL . . . . .                  | -            | -           | 899,100    | 5,530,600  |
| GRAND TOTAL . . . . .            | 172,601,208  | 1,681,500   | 93,040,959 | 41,410,214 |

| STATE AND DISTRICT               | POUND NETS  | REEF NETS | DIP NETS  | TOTAL       |
|----------------------------------|-------------|-----------|-----------|-------------|
|                                  | POUNDS      | POUNDS    | POUNDS    | POUNDS      |
| ALASKA:                          |             |           |           |             |
| SOUTHEASTERN . . . . .           | 131,412,629 | -         | -         | 231,896,520 |
| CENTRAL . . . . .                | 37,847,250  | -         | -         | 111,652,376 |
| WESTERN . . . . .                | -           | -         | -         | 44,795,264  |
| TOTAL . . . . .                  | 169,259,879 | -         | -         | 388,345,160 |
| WASHINGTON:                      |             |           |           |             |
| PUGET SOUND . . . . .            | 434,600     | 4,219,800 | -         | 65,646,400  |
| WASHINGTON COAST . . . . .       | -           | -         | -         | 6,425,700   |
| COLUMBIA RIVER . . . . .         | -           | -         | 234,300   | 4,519,300   |
| TOTAL . . . . .                  | 434,600     | 4,219,800 | 234,300   | 76,591,400  |
| OREGON:                          |             |           |           |             |
| COLUMBIA RIVER . . . . .         | 521,500     | -         | 799,800   | 9,150,800   |
| OREGON COAST . . . . .           | -           | -         | -         | 3,686,700   |
| TOTAL . . . . .                  | 521,500     | -         | 799,800   | 12,837,500  |
| CALIFORNIA:                      |             |           |           |             |
| NORTHERN DISTRICT . . . . .      | -           | -         | -         | 2,601,400   |
| SAN FRANCISCO DISTRICT . . . . . | -           | -         | -         | 3,354,500   |
| MONTEREY DISTRICT . . . . .      | -           | -         | -         | 468,700     |
| SAN PEDRO DISTRICT . . . . .     | -           | -         | -         | 5,000       |
| TOTAL . . . . .                  | -           | -         | -         | 6,429,700   |
| GRAND TOTAL . . . . .            | 170,215,979 | 4,219,800 | 1,034,100 | 484,203,760 |


SUMMARY OF SALMON CATCH BY DISTRICTS, 1949

| SPECIES              | ALASKA       |             |             |           |            |           | TOTAL       |             |
|----------------------|--------------|-------------|-------------|-----------|------------|-----------|-------------|-------------|
|                      | SOUTHEASTERN |             | CENTRAL     |           | WESTERN    |           |             |             |
|                      | POUNDS       | VALUE       | POUNDS      | VALUE     | POUNDS     | VALUE     |             |             |
| CHINOOK OR KING. . . | 9,601,260    | \$1,786,799 | 2,581,960   | \$290,470 | 1,892,480  | \$141,936 | 14,075,700  | \$2,219,205 |
| CHUM OR KETA . . .   | 23,154,752   | 1,591,889   | 20,256,680  | 759,625   | 3,322,968  | 132,903   | 46,734,000  | 2,484,417   |
| PINK . . . . .       | 175,652,704  | 16,470,253  | 53,266,700  | 3,062,835 | 200        | 5         | 228,949,604 | 19,533,093  |
| RED OR SOCKEYE . . . | 2,938,794    | 391,839     | 26,888,098  | 3,129,544 | 39,102,000 | 2,085,440 | 70,928,892  | 5,606,823   |
| SILVER OR COHO . . . | 20,519,010   | 2,321,004   | 6,658,938   | 480,923   | 479,016    | 17,032    | 27,656,964  | 2,818,959   |
| TOTAL . . . . .      | 231,896,520  | 22,561,784  | 111,652,376 | 7,723,397 | 44,796,264 | 2,377,316 | 388,345,160 | 32,662,497  |

| SPECIES              | WASHINGTON  |           |                  |           |                |           | TOTAL      |             |
|----------------------|-------------|-----------|------------------|-----------|----------------|-----------|------------|-------------|
|                      | PUGET SOUND |           | WASHINGTON COAST |           | COLUMBIA RIVER |           |            |             |
|                      | POUNDS      | VALUE     | POUNDS           | VALUE     | POUNDS         | VALUE     |            |             |
| CHINOOK OR KING. . . | 4,107,900   | \$997,546 | 2,000,000        | \$496,030 | 3,481,300      | \$613,912 | 9,589,200  | \$2,107,488 |
| CHUM OR KETA . . . . | 4,290,800   | 582,996   | 658,800          | 52,046    | 263,200        | 21,056    | 5,212,800  | 656,098     |
| PINK . . . . .       | 44,196,700  | 4,419,659 | 17,500           | 1,744     | 600            | 56        | 44,214,800 | 4,421,459   |
| RED OR SOCKEYE . . . | 6,164,600   | 1,232,930 | 869,900          | 265,311   | 11,100         | 2,223     | 7,045,600  | 1,500,464   |
| SILVER OR COHO . . . | 6,886,400   | 1,121,257 | 2,879,500        | 543,404   | 763,100        | 100,102   | 10,529,000 | 1,764,763   |
| TOTAL . . . . .      | 65,646,400  | 8,354,388 | 6,425,700        | 1,358,535 | 4,519,300      | 737,349   | 76,591,400 | 10,450,272  |

| SPECIES              | OREGON         |             |              |           |            |       | TOTAL       |
|----------------------|----------------|-------------|--------------|-----------|------------|-------|-------------|
|                      | COLUMBIA RIVER |             | OREGON COAST |           |            |       |             |
|                      | POUNDS         | VALUE       | POUNDS       | VALUE     | POUNDS     | VALUE |             |
| CHINOOK OR KING. . . | 8,017,900      | \$1,361,810 | 1,475,500    | \$307,070 | 9,493,400  |       | \$1,668,880 |
| CHUM OR KETA . . . . | 281,800        | 22,545      | 445,000      | 35,600    | 726,800    |       | 58,145      |
| RED OR SOCKEYE . . . | 12,800         | 2,571       | -            | -         | 12,800     |       | 2,571       |
| SILVER OR COHO . . . | 838,300        | 115,107     | 1,766,200    | 228,811   | 2,604,500  |       | 343,918     |
| TOTAL . . . . .      | 9,150,800      | 1,502,033   | 3,686,700    | 571,481   | 12,837,500 |       | 2,073,514   |

| SPECIES              | CALIFORNIA        |           |                        |           |                   |           |                    |         | TOTAL     |             |
|----------------------|-------------------|-----------|------------------------|-----------|-------------------|-----------|--------------------|---------|-----------|-------------|
|                      | NORTHERN DISTRICT |           | SAN FRANCISCO DISTRICT |           | MONTEREY DISTRICT |           | SAN PEDRO DISTRICT |         |           |             |
|                      | POUNDS            | VALUE     | POUNDS                 | VALUE     | POUNDS            | VALUE     | POUNDS             | VALUE   |           |             |
| CHINOOK OR KING. . . | 2,601,400         | \$617,574 | 3,354,600              | \$772,596 | 468,700           | \$117,612 | 5,000              | \$1,521 | 6,429,700 | \$1,509,303 |
| TOTAL . . . . .      | 2,601,400         | 617,574   | 3,354,600              | 772,596   | 468,700           | 117,612   | 5,000              | 1,521   | 6,429,700 | 1,509,303   |



TUNA JIG

PACIFIC COAST TUNA FISHERY

Landings of tuna and tunalike fishes in the Pacific Coast States during 1949 totaled a record high of 332,068,900 pounds, valued at \$53,851,900 to the fishermen. The catch exceeded the previous high established in 1948 by over 7 million pounds.

Prices paid for tuna during 1949 were not as high as the 1948 prices. The high and low prices paid per ton for the various species were as follows: yellowfin, \$340 to \$310; bluefin, \$330 to \$300; skipjack, \$320 to \$290; bonito, \$235 to \$195; and yellow-tail, \$225 to \$185. Albacore prices were reduced from \$400 per ton at the start of the season to less than \$350 per ton in the latter part of the season. Albacore prices in 1948 ranged from \$750 to \$500.

Yellowfin was the most important species accounting for 57 percent of the total landings. Skipjack and albacore represented 24 and 16 percent respectively, with the balance consisting of bluefin and bonito.

## REVIEW OF CERTAIN MAJOR FISHERIES

## SUMMARY OF PACIFIC TUNA CATCH, 1949

| STATE AND DISTRICT               | PURSE SEINES             |              |             |           |            |           |
|----------------------------------|--------------------------|--------------|-------------|-----------|------------|-----------|
|                                  | ALBACORE                 |              | BLUEFIN     |           | BONITO     |           |
|                                  | POUNDS                   | VALUE        | POUNDS      | VALUE     | POUNDS     | VALUE     |
| CALIFORNIA:                      |                          |              |             |           |            |           |
| SAN FRANCISCO DISTRICT . . . . . | 200                      | \$24         | 1/222,700   | \$36,746  | -          | -         |
| MONTEREY DISTRICT . . . . .      | 106,700                  | 16,750       | 7,800       | 1,714     | -          | -         |
| SAN PEDRO DISTRICT:              |                          |              |             |           |            |           |
| OFF CALIFORNIA . . . . .         | 15,400                   | 2,870        | 2,201,500   | 357,521   | 59,800     | \$5,810   |
| OFF LATIN AMERICA . . . . .      | 25,900                   | 18,022       | 1,824,200   | 296,248   | 1,575,700  | 153,002   |
| TOTAL SAN PEDRO . . . . .        | 41,300                   | 20,892       | 4,025,700   | 653,769   | 1,635,500  | 158,812   |
| SAN DIEGO DISTRICT:              |                          |              |             |           |            |           |
| OFF CALIFORNIA . . . . .         | 3,300                    | 657          | 21,000      | 3,147     | 2,900      | 288       |
| OFF LATIN AMERICA . . . . .      | 64,100                   | 12,626       | 29,900      | 4,487     | 24,600     | 2,468     |
| TOTAL SAN DIEGO . . . . .        | 67,400                   | 13,283       | 50,900      | 7,634     | 27,500     | 2,756     |
| TOTAL CALIFORNIA . . . . .       | 215,600                  | 50,949       | 4,307,100   | 699,863   | 1,663,000  | 161,568   |
|                                  | LINES                    |              |             |           |            |           |
| WASHINGTON:                      |                          |              |             |           |            |           |
| PUGET SOUND . . . . .            | 943,800                  | \$167,998    | -           | -         | -          | -         |
| COASTAL . . . . .                | 3,343,400                | 595,128      | -           | -         | -          | -         |
| COLUMBIA RIVER . . . . .         | 146,700                  | 26,255       | -           | -         | -          | -         |
| TOTAL WASHINGTON . . . . .       | 4,433,900                | 789,381      | -           | -         | -          | -         |
| OREGON:                          |                          |              |             |           |            |           |
| COLUMBIA RIVER . . . . .         | 4,553,200                | 815,019      | -           | -         | -          | -         |
| COASTAL . . . . .                | 1,773,800                | 289,123      | -           | -         | -          | -         |
| TOTAL OREGON . . . . .           | 6,327,000                | 1,104,142    | -           | -         | -          | -         |
| CALIFORNIA:                      |                          |              |             |           |            |           |
| NORTHERN DISTRICT . . . . .      | 2,817,500                | 427,697      | -           | -         | -          | -         |
| SAN FRANCISCO DISTRICT . . . . . | 1,504,900                | 231,008      | -           | -         | -          | -         |
| MONTEREY DISTRICT . . . . .      | 5,018,700                | 787,937      | -           | -         | -          | -         |
| SAN PEDRO DISTRICT:              |                          |              |             |           |            |           |
| OFF CALIFORNIA . . . . .         | 4,008,500                | 727,011      | 37,000      | \$6,008   | 17,700     | \$1,719   |
| OFF LATIN AMERICA . . . . .      | 5,686,100                | 1,043,264    | 2,500       | 406       | 15,000     | 1,455     |
| TOTAL SAN PEDRO . . . . .        | 9,694,600                | 1,770,275    | 39,500      | 6,414     | 32,700     | 3,174     |
| SAN DIEGO DISTRICT:              |                          |              |             |           |            |           |
| OFF CALIFORNIA . . . . .         | 6,981,400                | 1,373,930    | 6,700       | 1,004     | 9,700      | 979       |
| OFF LATIN AMERICA . . . . .      | 17,800,800               | 3,503,197    | 36,100      | 5,421     | 114,400    | 11,500    |
| TOTAL SAN DIEGO . . . . .        | 24,782,200               | 4,877,127    | 42,800      | 6,425     | 124,100    | 12,479    |
| TOTAL CALIFORNIA . . . . .       | 43,817,900               | 8,094,044    | 82,300      | 12,839    | 156,800    | 15,653    |
|                                  | GILL NETS                |              |             |           |            |           |
| CALIFORNIA:                      |                          |              |             |           |            |           |
| SAN PEDRO DISTRICT:              |                          |              |             |           |            |           |
| OFF CALIFORNIA . . . . .         | -                        | -            | -           | -         | 6,100      | \$ 587    |
| OFF LATIN AMERICA . . . . .      | -                        | -            | -           | -         | 200        | 18        |
| TOTAL SAN PEDRO . . . . .        | -                        | -            | -           | -         | 6,300      | 605       |
| SAN DIEGO DISTRICT:              |                          |              |             |           |            |           |
| OFF CALIFORNIA . . . . .         | -                        | -            | -           | -         | 2,400      | 244       |
| OFF LATIN AMERICA . . . . .      | -                        | -            | -           | -         | 400        | 43        |
| TOTAL SAN DIEGO . . . . .        | -                        | -            | -           | -         | 2,800      | 287       |
| TOTAL CALIFORNIA . . . . .       | -                        | -            | -           | -         | 9,100      | 892       |
|                                  | OTTER TRAWLS             |              |             |           |            |           |
| CALIFORNIA:                      |                          |              |             |           |            |           |
| SAN PEDRO DISTRICT:              |                          |              |             |           |            |           |
| OFF CALIFORNIA . . . . .         | -                        | -            | -           | -         | 600        | 68        |
| TOTAL . . . . .                  | -                        | -            | -           | -         | 600        | 68        |
| GRAND TOTAL . . . . .            | 54,794,400               | \$10,038,516 | 4,393,400   | \$712,702 | 1,829,500  | 178,181   |
|                                  | PURSE SEINES - CONTINUED |              |             |           |            |           |
| STATE AND DISTRICT               | SKIPJACK                 |              | YELLOWFIN   |           | TOTAL      |           |
|                                  | POUNDS                   | VALUE        | POUNDS      | VALUE     | POUNDS     | VALUE     |
| OREGON:                          |                          |              |             |           |            |           |
| COLUMBIA RIVER . . . . .         | 1/565,000                | \$62,709     | 1/2,409,300 | \$283,007 | 2,974,300  | \$345,716 |
| CALIFORNIA:                      |                          |              |             |           |            |           |
| SAN FRANCISCO DISTRICT . . . . . | -                        | -            | -           | -         | 222,900    | 36,770    |
| MONTEREY DISTRICT . . . . .      | -                        | -            | -           | -         | 114,500    | 18,464    |
| SAN PEDRO DISTRICT:              |                          |              |             |           |            |           |
| OFF CALIFORNIA . . . . .         | -                        | -            | -           | -         | 2,276,700  | 366,201   |
| OFF LATIN AMERICA . . . . .      | 3,511,200                | 512,983      | 23,256,500  | 3,781,501 | 30,193,500 | 4,761,756 |
| TOTAL SAN PEDRO . . . . .        | 3,511,200                | 512,983      | 23,256,500  | 3,781,501 | 32,470,200 | 5,127,957 |

(CONTINUED ON NEXT PAGE)



# REVIEW OF CERTAIN MAJOR FISHERIES


261

## SUMMARY OF PACIFIC TUNA CATCH, 1949 - Continued

| STATE AND DISTRICT               | PURSE SEINES - CONTINUED |            |             |            |             |            |
|----------------------------------|--------------------------|------------|-------------|------------|-------------|------------|
|                                  | SKIPJACK                 |            | YELLOWFIN   |            | TOTAL       |            |
|                                  | POUNDS                   | VALUE      | POUNDS      | VALUE      | POUNDS      | VALUE      |
| CALIFORNIA - CONTINUED:          |                          |            |             |            |             |            |
| SAN DIEGO DISTRICT:              |                          |            |             |            |             |            |
| OFF CALIFORNIA . . . . .         | -                        | -          | -           | -          | 27,200      | \$4,092    |
| OFF LATIN AMERICA . . . . .      | 78,800                   | \$11,772   | 877,400     | \$144,640  | 1,074,800   | 175,993    |
| TOTAL SAN DIEGO . . . . .        | 78,800                   | 11,772     | 877,400     | 144,640    | 1,102,000   | 180,085    |
| TOTAL, CALIFORNIA . . . . .      | 3,590,000                | 524,755    | 24,133,900  | 3,926,141  | 33,909,600  | 5,363,276  |
|                                  | LINES - CONTINUED        |            |             |            |             |            |
| WASHINGTON:                      |                          |            |             |            |             |            |
| PUGET SOUND . . . . .            | -                        | -          | -           | -          | 943,800     | 167,998    |
| COASTAL . . . . .                | -                        | -          | -           | -          | 3,343,400   | 595,128    |
| COLUMBIA RIVER . . . . .         | -                        | -          | -           | -          | 146,700     | 26,255     |
| TOTAL WASHINGTON . . . . .       | -                        | -          | -           | -          | 4,433,900   | 789,381    |
| OREGON:                          |                          |            |             |            |             |            |
| COLUMBIA RIVER . . . . .         | 1/1,376,800              | 206,518    | 1/3,161,800 | 524,861    | 9,091,800   | 1,546,398  |
| COASTAL . . . . .                | -                        | -          | -           | -          | 1,773,800   | 289,123    |
| TOTAL OREGON . . . . .           | 1,376,800                | 206,518    | 3,161,800   | 524,861    | 10,865,600  | 1,835,521  |
| CALIFORNIA:                      |                          |            |             |            |             |            |
| NORTHERN DISTRICT . . . . .      | -                        | -          | -           | -          | 2,817,500   | 427,697    |
| SAN FRANCISCO DISTRICT . . . . . | -                        | -          | -           | -          | 1,504,900   | 231,008    |
| MONTEREY DISTRICT . . . . .      | -                        | -          | -           | -          | 5,018,700   | 787,937    |
| SAN PEDRO DISTRICT :             |                          |            |             |            |             |            |
| OFF CALIFORNIA . . . . .         | 15,300                   | 2,232      | 4,500       | 728        | 4,083,000   | 737,698    |
| OFF LATIN AMERICA . . . . .      | 20,399,600               | 2,980,385  | 46,793,300  | 7,608,599  | 72,896,500  | 11,634,109 |
| TOTAL SAN PEDRO . . . . .        | 20,414,900               | 2,982,617  | 46,797,800  | 7,609,327  | 76,979,500  | 12,371,807 |
| SAN DIEGO DISTRICT:              |                          |            |             |            |             |            |
| OFF CALIFORNIA . . . . .         | 11,400                   | 1,710      | 5,400       | 885        | 7,014,600   | 1,378,508  |
| OFF LATIN AMERICA . . . . .      | 54,554,100               | 8,144,912  | 114,035,200 | 18,655,059 | 186,540,600 | 30,320,089 |
| TOTAL SAN DIEGO . . . . .        | 54,565,500               | 8,146,622  | 114,040,600 | 18,655,944 | 193,555,200 | 31,698,597 |
| TOTAL CALIFORNIA . . . . .       | 74,980,400               | 11,129,239 | 160,838,400 | 26,265,271 | 279,875,800 | 45,517,046 |
|                                  | GILL NETS - CONTINUED    |            |             |            |             |            |
| CALIFORNIA:                      |                          |            |             |            |             |            |
| SAN PEDRO DISTRICT:              |                          |            |             |            |             |            |
| OFF CALIFORNIA . . . . .         | -                        | -          | -           | -          | 6,100       | 587        |
| OFF LATIN AMERICA . . . . .      | -                        | -          | -           | -          | 200         | 18         |
| TOTAL SAN PEDRO . . . . .        | -                        | -          | -           | -          | 6,300       | 605        |
| SAN DIEGO DISTRICT:              |                          |            |             |            |             |            |
| OFF CALIFORNIA . . . . .         | -                        | -          | -           | -          | 2,400       | 244        |
| OFF LATIN AMERICA . . . . .      | -                        | -          | -           | -          | 400         | 43         |
| TOTAL SAN DIEGO . . . . .        | -                        | -          | -           | -          | 2,800       | 287        |
| TOTAL CALIFORNIA . . . . .       | -                        | -          | -           | -          | 9,100       | 892        |
|                                  | OTTER TRAWLS- CONTINUED  |            |             |            |             |            |
| CALIFORNIA:                      |                          |            |             |            |             |            |
| SAN PEDRO DISTRICT:              |                          |            |             |            |             |            |
| OFF CALIFORNIA . . . . .         | -                        | -          | -           | -          | 600         | 68         |
| GRAND TOTAL . . . . .            | 80,512,200               | 11,923,221 | 190,543,400 | 30,999,280 | 332,068,900 | 53,851,900 |

1/ CAUGHT IN WATERS OFF LATIN AMERICA.

TUNA JIGS



## REVIEW OF CERTAIN MAJOR FISHERIES

## SUMMARY OF TUNA CATCH BY DISTRICTS, 1949

| STATE AND DISTRICT               | ALBACORE   |            | BLUEFIN   |          | BONITO    |         |
|----------------------------------|------------|------------|-----------|----------|-----------|---------|
|                                  | POUNDS     | VALUE      | POUNDS    | VALUE    | POUNDS    | VALUE   |
| WASHINGTON:                      |            |            |           |          |           |         |
| PUGET SOUND . . . . .            | 943,800    | \$167,998  | -         | -        | -         | -       |
| COASTAL . . . . .                | 3,343,400  | 595,128    | -         | -        | -         | -       |
| COLUMBIA RIVER . . . . .         | 146,700    | 26,255     | -         | -        | -         | -       |
| TOTAL WASHINGTON . . . . .       | 4,433,900  | 789,381    | -         | -        | -         | -       |
| OREGON:                          |            |            |           |          |           |         |
| COLUMBIA RIVER . . . . .         | 4,553,200  | 815,019    | -         | -        | -         | -       |
| COASTAL . . . . .                | 1,773,800  | 289,123    | -         | -        | -         | -       |
| TOTAL OREGON . . . . .           | 6,327,000  | 1,104,142  | -         | -        | -         | -       |
| CALIFORNIA:                      |            |            |           |          |           |         |
| NORTHERN DISTRICT . . . . .      | 2,817,500  | 427,697    | -         | -        | -         | -       |
| SAN FRANCISCO DISTRICT . . . . . | 1,505,100  | 231,032    | 2,222,700 | \$36,746 | -         | -       |
| MONTEREY DISTRICT . . . . .      | 5,125,400  | 804,687    | 7,800     | 1,714    | -         | -       |
| SAN PEDRO DISTRICT:              |            |            |           |          |           |         |
| OFF CALIFORNIA . . . . .         | 4,023,900  | 729,881    | 2,238,500 | 363,529  | 84,200    | \$8,184 |
| OFF LATIN AMERICA . . . . .      | 5,712,000  | 1,061,286  | 1,826,700 | 296,654  | 1,590,900 | 154,475 |
| TOTAL SAN PEDRO . . . . .        | 9,735,900  | 1,791,167  | 4,065,200 | 660,183  | 1,675,100 | 162,659 |
| SAN DIEGO DISTRICT:              |            |            |           |          |           |         |
| OFF CALIFORNIA . . . . .         | 6,984,700  | 1,374,587  | 27,700    | 4,151    | 15,000    | 1,511   |
| OFF LATIN AMERICA . . . . .      | 17,864,900 | 3,515,823  | 66,000    | 9,908    | 139,400   | 14,011  |
| TOTAL SAN DIEGO . . . . .        | 24,849,600 | 4,890,410  | 93,700    | 14,059   | 154,400   | 15,522  |
| TOTAL CALIFORNIA . . . . .       | 44,033,500 | 8,144,993  | 4,389,400 | 712,702  | 1,829,500 | 178,181 |
| GRAND TOTAL . . . . .            | 54,794,400 | 10,038,516 | 4,389,400 | 712,702  | 1,829,500 | 178,181 |

| STATE AND DISTRICT               | SKIPJACK   |            | YELLOWFIN   |            | TOTAL       |            |
|----------------------------------|------------|------------|-------------|------------|-------------|------------|
|                                  | POUNDS     | VALUE      | POUNDS      | VALUE      | POUNDS      | VALUE      |
| WASHINGTON:                      |            |            |             |            |             |            |
| PUGET SOUND . . . . .            | -          | -          | -           | -          | 943,800     | \$167,998  |
| COASTAL . . . . .                | -          | -          | -           | -          | 3,343,400   | 595,128    |
| COLUMBIA RIVER . . . . .         | -          | -          | -           | -          | 146,700     | 26,255     |
| TOTAL WASHINGTON . . . . .       | -          | -          | -           | -          | 4,433,900   | 789,381    |
| OREGON:                          |            |            |             |            |             |            |
| COLUMBIA RIVER . . . . .         | 1,941,800  | \$269,227  | 1,571,100   | \$807,868  | 12,066,100  | 1,892,114  |
| COASTAL . . . . .                | -          | -          | -           | -          | 1,773,800   | 289,123    |
| TOTAL OREGON . . . . .           | 1,941,800  | 269,227    | 1,571,100   | 807,868    | 13,839,900  | 2,181,237  |
| CALIFORNIA:                      |            |            |             |            |             |            |
| NORTHERN DISTRICT . . . . .      | -          | -          | -           | -          | 2,817,500   | 427,697    |
| SAN FRANCISCO DISTRICT . . . . . | -          | -          | -           | -          | 1,727,800   | 267,778    |
| MONTEREY DISTRICT . . . . .      | -          | -          | -           | -          | 5,133,200   | 806,401    |
| SAN PEDRO DISTRICT:              |            |            |             |            |             |            |
| OFF CALIFORNIA . . . . .         | 15,300     | 2,232      | 4,500       | 728        | 6,366,400   | 1,104,554  |
| OFF LATIN AMERICA . . . . .      | 23,910,800 | 3,493,368  | 70,049,800  | 11,390,100 | 103,090,200 | 16,395,883 |
| TOTAL SAN PEDRO . . . . .        | 23,926,100 | 3,495,600  | 70,054,300  | 11,390,828 | 109,456,600 | 17,500,437 |
| SAN DIEGO DISTRICT:              |            |            |             |            |             |            |
| OFF CALIFORNIA . . . . .         | 11,400     | 1,710      | 5,400       | 885        | 7,644,200   | 1,382,844  |
| OFF LATIN AMERICA . . . . .      | 54,632,900 | 8,156,684  | 114,912,600 | 18,799,699 | 187,615,800 | 30,496,125 |
| TOTAL SAN DIEGO . . . . .        | 54,644,300 | 8,158,394  | 114,918,000 | 18,800,584 | 194,660,000 | 31,878,969 |
| TOTAL CALIFORNIA . . . . .       | 78,570,400 | 11,653,994 | 184,972,300 | 30,191,412 | 313,795,100 | 50,881,282 |
| GRAND TOTAL . . . . .            | 80,512,200 | 11,923,221 | 190,543,400 | 30,999,280 | 332,068,900 | 53,851,900 |

## WHALING

Only one firm, Maritime Industries, Inc. which operated a shore station at Fields Landing, California, engaged in the whale fishery during 1949. A total of 49 whales was taken, consisting of 28 sperm, 11 finback, and 10 humpback whales. Two killer boats with a net tonnage totaling 311 tons, and having crews totaling 8 men carried out these operations.

## SECTION 13.- STATISTICAL SURVEY PROCEDURE

This report is another in a series of annual statistical reports containing data on the quantity and value of the commercial catch of fishery products and the numbers of persons and operating units engaged in the commercial fisheries of the United States and Alaska. The report has been prepared and published by the Branch of Commercial Fisheries, Fish and Wildlife Service, Department of the Interior, and is a continuation of a series inaugurated by its predecessor organizations in the Departments of Interior, Commerce, Commerce and Labor, and the United States Fish Commission.

In order that those who use the statistical data contained in this and previous reports may be informed as to the source of the figures and methods for their collection, it has been deemed advisable to outline, in moderate detail, the survey procedure followed. This procedure has been developed over a period of years, and changes in methods have been made at times when such changes have appeared to work toward general improvement. While the surveys in the several sections are not made in the same manner, owing to varying facilities and records in different states, an attempt has been made to make the data collected by various methods comparable with respect to the same year as well as over a period of years. Throughout the entire plan it has been the intention to coordinate State and Federal fishery statistical work so that there will be as little duplication of effort as possible.

### SECTIONAL SURVEYS

Statistical surveys of the fisheries and fishery industries of the various sections of the United States occupy by far the greatest part of the time of the statistical personnel of the Branch. In the course of these surveys, the field representatives visit the individual fishing localities of the various States to collect statistics on the volume and value of the catch of fish and shellfish, employment in the fisheries, quantity of fishing gear, number and classification of fishing and transporting craft, and the volume and value of manufactured fishery products and byproducts. The various phases of these surveys are discussed in detail in the sections following.

*History.*--The first comprehensive statistical survey of the fisheries and fishery industries of the United States was made for the year 1880 by George Brown Goode, Assistant Director of the United States National Museum, and associates, with the cooperation of the Commissioner of Fisheries and the Superintendent of the Tenth Census. Data for specific fisheries, or restricted sections for years prior to 1880, also were collected in the early survey and recorded in Mr. Goode's reports. The survey for 1880, however did not include the Mississippi River and its tributaries. Periodic general surveys of a limited number of States of limited areas of the United States were made for various of the intervening years between 1880 and 1908 and from 1909 to 1928. A survey of the entire United States was made for 1908. The next general survey of the entire United States was not made until 1931, although complete data for all sections, excluding the Mississippi River and its Tributaries, were collected for 1929 and 1930. Complete data on the catch and operating units for these same sections were also collected for 1932. In the latter survey, however, lack of sufficient funds prohibited collection of data on the wholesale and manufacturing operations except those data collected as a part of the canned fishery products and byproducts survey. Various sections were surveyed during the years from 1933 to 1949, inclusive. Data on the wholesale and manufacturing industries were collected in all of the surveys from 1933 to 1940, inclusive. In the years since 1940, the lack of personnel and funds precluded the collection of data on wholesale and manufacturing firms except for those data collected as a part of the canned fishery products and byproducts surveys.

The chart on the following page indicates the years for which surveys have been made in the various sections. Figures for more recent years are available from the Service in bulletin form, but data for the earlier years are available only in the Fish Commission and Bureau of Fisheries printed reports. These reports are available for reference in the Department of the Interior library and in many public libraries. A bibliography of these reports will be found in Section 16 of this Digest.

## SURVEYS OF THE FISHERIES OF THE UNITED STATES

| REGION                   | 1980 | 1981 | 1982 | 1983 | 1984 | 1985 | 1986 | 1987 | 1988 | 1989 | 1990 | 1991 | 1992 | 1993 | 1994 | 1995 | 1996 | 1997 | 1998 | 1999 | 2000 | 2001 | 2002 | 2003 |
|--------------------------|------|------|------|------|------|------|------|------|------|------|------|------|------|------|------|------|------|------|------|------|------|------|------|------|
| NEW ENGLAND STATES       |      |      |      |      |      |      |      |      |      |      |      |      |      |      |      |      |      |      |      |      |      |      |      |      |
| MIDDLE ATLANTIC STATES   |      |      |      |      |      |      |      |      |      |      |      |      |      |      |      |      |      |      |      |      |      |      |      |      |
| CHESAPEAKE BAY STATES    |      |      |      |      |      |      |      |      |      |      |      |      |      |      |      |      |      |      |      |      |      |      |      |      |
| SOUTH ATLANTIC STATES    |      |      |      |      |      |      |      |      |      |      |      |      |      |      |      |      |      |      |      |      |      |      |      |      |
| GULF STATES              |      |      |      |      |      |      |      |      |      |      |      |      |      |      |      |      |      |      |      |      |      |      |      |      |
| LAKE STATES              |      |      |      |      |      |      |      |      |      |      |      |      |      |      |      |      |      |      |      |      |      |      |      |      |
| MISSISSIPPI RIVER STATES |      |      |      |      |      |      |      |      |      |      |      |      |      |      |      |      |      |      |      |      |      |      |      |      |
| PACIFIC COAST STATES     |      |      |      |      |      |      |      |      |      |      |      |      |      |      |      |      |      |      |      |      |      |      |      |      |

| REGION                   | 1904 | 1905 | 1906 | 1907 | 1908 | 1909 | 1910 | 1911 | 1912 | 1913 | 1914 | 1915 | 1916 | 1917 | 1918 | 1919 | 1920 | 1921 | 1922 | 1923 | 1924 | 1925 | 1926 | 1927 |
|--------------------------|------|------|------|------|------|------|------|------|------|------|------|------|------|------|------|------|------|------|------|------|------|------|------|------|
| NEW ENGLAND STATES       |      |      |      |      |      |      |      |      |      |      |      |      |      |      |      |      |      |      |      |      |      |      |      |      |
| MIDDLE ATLANTIC STATES   |      |      |      |      |      |      |      |      |      |      |      |      |      |      |      |      |      |      |      |      |      |      |      |      |
| CHESAPEAKE BAY STATES    |      |      |      |      |      |      |      |      |      |      |      |      |      |      |      |      |      |      |      |      |      |      |      |      |
| SOUTH ATLANTIC STATES    |      |      |      |      |      |      |      |      |      |      |      |      |      |      |      |      |      |      |      |      |      |      |      |      |
| GULF STATES              |      |      |      |      |      |      |      |      |      |      |      |      |      |      |      |      |      |      |      |      |      |      |      |      |
| LAKE STATES              |      |      |      |      |      |      |      |      |      |      |      |      |      |      |      |      |      |      |      |      |      |      |      |      |
| MISSISSIPPI RIVER STATES |      |      |      |      |      |      |      |      |      |      |      |      |      |      |      |      |      |      |      |      |      |      |      |      |
| PACIFIC COAST STATES     |      |      |      |      |      |      |      |      |      |      |      |      |      |      |      |      |      |      |      |      |      |      |      |      |

| REGION                   | 1928 | 1929 | 1930 | 1931 | 1932 | 1933 | 1934 | 1935 | 1936 | 1937 | 1938 | 1939 | 1940 | 1941 | 1942 | 1943 | 1944 | 1945 | 1946 | 1947 | 1948 | 1949 |  |
|--------------------------|------|------|------|------|------|------|------|------|------|------|------|------|------|------|------|------|------|------|------|------|------|------|--|
| NEW ENGLAND STATES       |      |      |      |      |      |      |      |      |      |      |      |      |      |      |      |      |      |      |      |      |      |      |  |
| MIDDLE ATLANTIC STATES   |      |      |      |      |      |      |      |      |      |      |      |      |      |      |      |      |      |      |      |      |      |      |  |
| CHESAPEAKE BAY STATES    |      |      |      |      |      |      |      |      |      |      |      |      |      |      |      |      |      |      |      |      |      |      |  |
| SOUTH ATLANTIC STATES    |      |      |      |      |      |      |      |      |      |      |      |      |      |      |      |      |      |      |      |      |      |      |  |
| GULF STATES              |      |      |      |      |      |      |      |      |      |      |      |      |      |      |      |      |      |      |      |      |      |      |  |
| LAKE STATES              |      |      |      |      |      |      |      |      |      |      |      |      |      |      |      |      |      |      |      |      |      |      |  |
| MISSISSIPPI RIVER STATES |      |      |      |      |      |      |      |      |      |      |      |      |      |      |      |      |      |      |      |      |      |      |  |
| PACIFIC COAST STATES     |      |      |      |      |      |      |      |      |      |      |      |      |      |      |      |      |      |      |      |      |      |      |  |

COMPLETE SURVEY



PARTIAL SURVEY



NO SURVEY



Since the surveys of the fisheries have varied in completeness three legends have been used for the years shown in the chart to indicate whether complete, partial, or no surveys were conducted in the individual regions. The designation 'complete survey' has been used to indicate that basic operating unit, and catch data were obtained and that complete information was collected on employment in wholesale and manufacturing establishments and on the production of manufactured fishery products. The legend 'partial survey' usually indicates that operating unit and catch statistics were collected, but that no information was obtained on employment in wholesale and manufacturing establishments and that only partial data were obtained on the production of manufactured fishery products. In some instances the designation 'partial survey' is used for regions in which only catch statistics were collected. The legend 'no survey' indicates that a general canvass was not conducted to obtain operating unit, catch, employment in wholesale and manufacturing plants, and complete manufactured products data. Although the charts indicated that in certain regions no surveys were conducted some information may be available on the landings at certain important ports. Likewise information on the catch of certain species, such as menhaden, may be available as a result of information collected with the annual canned fish and byproducts survey. Data on the annual production of canned fishery products and byproducts have been collected for all regions since 1921, while information was obtained on the production of packaged fish for 1926 and annually since 1928.

A bibliography listing the various surveys made since 1880 and the publications in which the results were published appeared in Statistical Digest No. 21. A list of the statistical bulletins in the Current Fishery Statistics series published during 1949 may be found in Section 16 of the current digest.

*Field Personnel.*--The statistics contained in this volume have been collected by a group of trained marketing specialists which comprises a part of the permanent staff of the Branch of Commercial Fisheries of this Service.

*Period Covered.*--These specialists are assigned permanent field stations, generally in the principal port within their field, and travel from that station in conducting their various surveys. They collect statistics of fishery operations for the year preceding that in which they are working; and since their field work occupies the greater part of the year, it is usually at least a year from the end of the calendar year for which they are collecting data until the figures are published. The data usually are collected and published on a calendar year basis, although for some States they are on a fiscal year basis. Prior to 1930, statistics on the catch of oysters in the Atlantic and Gulf States were collected for the oyster season; that is, from September to April, inclusive. Beginning with 1930 and continuing to the present time, they have been collected on the basis of the calendar year.

*Scope.*--The scope of the coastal statistical surveys include canvasses of the commercial fisheries of the oceans and bays and of the coastal rivers as far inland as commercial fishing is important. This usually coincides with the range of commercial fishing for anadromous species. Statistics of the fisheries of the Mississippi River cover canvasses of the fisheries of the Mississippi River proper as well as all of its tributaries wherein commercial fishing for either fish, crustaceans, or mollusks is prosecuted. Statistics of the fisheries of the Great Lakes cover canvasses of the fisheries prosecuted in the lakes proper, adjacent bays, the International Lakes of northern Minnesota, and rivers which sustain a commercial fishery having outlets into these waters. Statistics on the fisheries of Florida include the commercial fisheries prosecuted in Lake Okeechobee. Surveys for statistics of the wholesale and manufacturing fishery industries cover such plants located in the coastal, river, and lake areas adjacent to the waters mentioned above.

*Methods of Collection.*--Several methods for the collection of fishery statistics are employed, each of which has been carefully studied to obtain the best results with the available personnel and funds. In most instances the field personnel obtain lists of the names of fishing vessels, names and numbers of motorboats, and names of owners of these craft from local custom officials. Also it usually is possible to obtain the names of licensed commercial fishermen, fishing craft and some statistics on the catch from State fishery agencies; from other State, county or city sources; or from private organizations.

With such preliminary records as are available for their guidance the field specialists visit each fishing community in their field unless these preliminary records are so complete that personal visits may be eliminated. If complete catch data are not available from central sources, wholesale dealers and manufacturers of fishery products are visited and data are obtained from them on their purchases of fishery products. While it is impossible for the few Service representatives available for this work to interview each fishermen in a given locality, the more important ones are visited, and a sufficient number of those of lesser importance are interviewed to obtain reliable information on their production, the number of fishing craft employed, the quantity of gear operated, and the number of persons employed as fishermen.

The state fishery agencies in a number of states have developed relatively complete statistical systems which greatly facilitate the Service's surveys in these states. In these states the Service only conducts such surveys as may be necessary to make the data comparable with that of other States.

As regards the fisheries of the Great Lakes and International lakes of Northern Minnesota, the Service obtains most of the catch statistics and usually the value of the catch direct from the records of the State fishery agencies. To obtain data on the number of fishermen, boats, vessels, and gear, the Service conducts such personal surveys among the fishermen as may be necessary to supplement the State records.

Service statistical personnel are stationed at Seattle, Washington, and San Pedro, California, who survey the fisheries of the Pacific Coast States. As a rule they obtain figures on the volume of the catch from the records of the State fishery departments. The value of the catch is derived from dealers' records. In Washington and Oregon the data for operating units in the offshore fisheries are obtained from the records of various fishery organizations as well as from records of the State department of fisheries. Statistics of the wholesale fishery industry for this section are obtained largely by personal interviews.

In the administration of the Alaska fisheries the Service obtains sworn statements concerning the activities of those prosecuting the fisheries in this area. These statements are compiled by the Alaska Branch of this Service and the summary data, by districts, are reproduced in this report.

Statistics on the volume of the catch of fish of the Great Lakes States usually are shown in weights as landed, which may be in the round or dressed condition. Statistics on the volume of the catch of fish taken in the remainder of the United States are shown in round weight.

The figures in the tables for shellfish represent the weight of the meats in the cases of univalve and bivalve mollusks and gastropods, and the round weight of crustaceans and such mollusks as squid and octopus.

*Shore and vessel fisheries.*--In general, statistics of the shore fisheries, as collected by the Service's representatives, include data on the number of casual and regular fishermen; number of motor and other fishing boats and accessory boats; type and quantity of gear used; and the volume, value, and method of capture of each species caught by boats (for our purpose craft of less than 5 net tons capacity are called 'boats') for each locality or group of localities. This method is not followed in some sections where the availability of data collected by the States fishery agencies obviates the necessity of detailed locality surveys.

Statistics of the vessel fisheries include data on the number of the crew, rig of vessels, net tonnage, kind and quantity of gear used, accessory boats carried, and volume, value, and method of capture of each species. For our purpose craft of 5 net tons capacity or more are called 'vessels'. As in the shore fisheries, the availability of figures collected by State fishery agencies may eliminate the necessity of our agents collecting these data for individual vessels.

Statistics of the quantity of gear operated indicate the maximum number of units fished at any one time during the year. Gear carried in reserve for replacement is not enumerated.

All persons engaged in commercial fishing operations are included as fishermen. For our purpose these have been divided into 'regular' and 'casual' fishermen. Regular fishermen are defined as those who receive more than one-half of their annual income from fishing; whereas casual fishermen are those whose principal business is something other than fishing, and who receive less than one-half of their annual compensation from fishing.

The catch of fish and shellfish is credited to the port where it is landed and the craft making the catch is credited to the locality where it landed the greatest portion of its catch during the year, except in the Pacific Coast States. Prior to 1949, craft in these states were credited to its home port unless it did not fish from that port during the year. In that case, it is credited to the locality where it landed the greatest portion of its catch. In 1949 each craft in the Pacific Coast States was credited to each State in which it landed fish during the year and a total exclusive of duplication is given for the entire Pacific Coast. Prior to the survey for 1942 it was the practice of the Service to credit the entire catch of a vessel to the principal port of landing, regardless of the actual point of landing. This policy was discontinued, however, since it quite often resulted in inconsistencies by presenting catches of certain fish in areas to which they are not common inasmuch as fishing vessels frequently operate in areas far removed from their principal fishing port. An outstanding example of this is the case of the Southern trawl fishery. In this fishery off the New Jersey, Maryland, Virginia, and North Carolina coasts, many fishing vessels from Massachusetts operate for 6 to 10 weeks during the winter season. Prior to the survey for 1942 the catch of these fish, principally common to these waters, was credited to Massachusetts. Under the present system the catch is credited to the southern port at which the major portion of their catch was landed.

*Publication of Data.*--Statistics of employment in the fisheries, craft and gear engaged, quantity and value of catch, and certain data on industries related to the fisheries are summarized according to the geographic division and published in bulletin form as soon as possible after the completion of each survey. Later, the figures, in more detail, are included in the annual reports of the Service entitled 'Fishery Statistics of the United States' and in 'Alaska Fishery and Fur-Seal Industries'.

Since 1928, data on the operating units (fishermen, fishing craft, and gear) and catch by counties for the Atlantic Coast and Gulf States have usually been included in the annual statistical reports 'Fishery Statistics of the United States' or its predecessor publication 'Fishery Industries of the United States.' However, funds were not available for the publication of county data for 1932 or for any year after 1938, except 1945. County data were collected for the areas in which surveys were conducted during those years, except in Maryland since 1942, and the data are on file in Washington, D. C. office of the Branch.



## LOCAL AND SPECIAL SURVEYS

*Landings at Certain Massachusetts Ports.*--Detailed statistics are collected on the landings of aquatic products by individual fishing craft at Boston, Gloucester, New Bedford, Provincetown, and other Cape Cod ports. Service representatives are permanently stationed at each of these ports. They obtain daily figures on the quantity of fish landed by each fishing craft, the value of such fish landed, the date of departure and arrival of the craft, the gear used in their capture, and, except for ports located on Cape Cod, the grounds from which the fish were taken. The Branch of Fishery Biology and the Fishery Market News Service cooperate in the collection of these data.

Statistics on the landings at the above ports are released monthly and annually in bulletin form and detailed data are published in the annual statistical digests of the Branch. Products of American Fisheries received duty free at Boston and Gloucester from the treaty coasts of Newfoundland, Magdalen Islands, and Labrador, have not been included in the landings at these ports since 1938. Data on the landings at Boston and Gloucester have been collected annually since 1893. Some data are also available for these ports for earlier years. Information on landings at Provincetown and other Cape Cod ports has been collected annually since 1945, and at New Bedford since 1938.

*Statistics on the landings of Fish at Seattle, Washington.*--Data on the landings by the United States halibut fleet at this port are assembled by the Service from information collected by the International Fisheries Commission. Generally the halibut fleet is considered as consisting of those vessels belonging to members of the Fishing Vessel Owner's Association, Inc., which sell their fares through the Seattle Fish Exchange. This fleet originally fished almost exclusively for halibut. With the shortening of the halibut season, particularly in Area II, a portion of the fleet has fished for other species during the closed season for halibut, and has continued selling their fish through the Exchange. Data on other fishery products received by Seattle Wholesale Dealers, including receipts from Alaska and Canada, which appear in this report, are collected by the Service's Seattle representatives. Prior to 1944, receipts from Alaska and British Columbia were not included in the Seattle receipts published in the Statistical Digests. However, since October, 1938, these data were contained in the monthly and annual reports published by the Seattle Fishery Market News Office.

*Shad and Alewife Fisheries.*--Owing to the importance of the Hudson and Potomac Rivers in the production of shad, surveys for statistics of the catch, value of the catch, and operating units are made annually. On the Potomac River similar statistics are also obtained for the alewife fishery. Much of the data required for these surveys are available from the State fishery agencies.

Statistics of the annual shad and alewife fisheries are not published separately in bulletin form. However, a summary of the data is published in the annual Statistical Digest.

Statistics of the shad fishery of the Hudson River are available for 1896, 1897, 1898, 1901, 1904, 1910, and annually since 1915, while data for the shad fishery of the Potomac River are available for 1896, 1901, 1904, 1909, 1915, from 1919 to 1942, inclusive, and annually since 1944. Statistics of the alewife fishery of the Potomac River are available for 1896, 1909, 1915, 1919, to 1942, inclusive, and annually since 1944.

*Pacific Halibut Fishery.*--Statistics of the Pacific halibut fishery are obtained by the Service's personnel in Seattle, aided by Service representatives in Alaska, and the International Fisheries Commission. The fleet classification is that of the International Fisheries Commission, under which vessels that are listed by the Commission as having their home port in Alaska are included in the 'Alaska fleet', and all other vessels of United States registry landing at Seattle or ports in British Columbia or Alaska are included in the 'Washington fleet'. The catch is credited to the point where landed in the section 'Review of Certain Major Fisheries'. In the other sections of this report, all halibut is credited to the port where landed, except that all halibut landed by United States and Alaskan craft in British Columbia is credited to Alaska.



Monthly and annual statistical bulletins are available on this fishery, being published along with the statistics of the landings of fishery products at Seattle, Washington and detailed statistics are published in the annual statistical reports of the Branch. Statistics of the landings of halibut at Pacific Coast ports have been collected since 1925.

*Canned Fishery Products and Byproducts.*--Beginning in 1921, the Service has made annual surveys for statistics of the canned fishery products and byproducts industries of every section. These are begun the first week in January of each year for statistics of the production in the preceding year. The Service obtains by mail, so far as possible, the production of canned fishery products or byproducts from each plant in the United States engaged in this business. Where it is impossible to obtain reports by mail, the report is secured by personal visit by the Service's agents. The data obtained for canned fishery products include statistics on the yield and value of the production for each commodity by can sizes, case sizes, and trade classifications. The value shown for canned products and byproducts constitutes the gross amount received by the packer at the production point, no deductions being made for commissions or expenses. Statistics of the canned fishery products and byproducts produced in Alaska are received on the same statements obtained by the Alaska branch that include statistics of general fishery operations.

Annual statistical bulletins are issued on this trade, and detailed statistics of the output are published in the annual Statistical Digest. In addition to the data obtained on the output of these products annually since 1921, data also usually were obtained prior to 1921 for the years the various sections were surveyed.

*Packaged Fish Trade.*--Statistics of the annual production and value of fish packaged in the United States are obtained as a part of the survey for the statistics of the canned fishery products and byproducts industries. These data are released in bulletin form annually and later in more detailed and adjusted form in the annual Statistical Digest. Statistics of the production of packaged fish are available for 1926 and annually since 1928, except that no data was collected for the years 1941 to 1946, inclusive, in California.

*Cold-Storage Holdings of Fish.*--Information on the monthly freezings and holdings of fishery products is obtained from cold storage warehouses by mail and by Service employees in various cities of the country. Data are also obtained on the holdings of certain cured fish. Bulletins showing these statistics are issued monthly and annually.

Detailed cold-storage statistics also are published in the annual Statistical Digests issued by the Service. Information regarding cold-storage holdings of fishery products have been published since 1917 and data on quantities of fish frozen, for the years from 1920 to 1925, inclusive and annually since 1928.

*Sponge Market, Tarpon Springs.*--The major proportion of the output of sponges in Florida is sold on the Sponge Exchange at Tarpon Springs. The Service has obtained, from a representative of the Exchange, annual statistics of the quantity and value of the sponges sold by variety. Data on the quantity of sponges marketed by the Exchange is published in the Branch's annual Statistical Digest. Information regarding the transactions on the sponge exchange also are available in bulletin form for 1913, 1914, for the years since 1917.

*Foreign Fishery Trade.*--Statistics of the foreign fishery trade are obtained from compilations made by the Bureau of the Census, Department of Commerce. Statistics of all known fishery products imported or exported have been assembled and published annually since 1926 in the Branch's Statistical Digest. For earlier years, they are available in the reports of the Bureau of the Census, Bureau of Foreign and Domestic Commerce, the Bureau of Statistics, the Department of Commerce and Labor, or the Treasury Department.

## PRACTICES AND TERMS

Certain practices and terms of importance used in the compilation of fishery statistics are explained below.

*Days Absent.*--In computing 'days absent' for vessels landing fares at the various ports, the day of arrival, but not the day of departure is included; thus a vessel leaving port on the 8th of the month and returning on the 15th of the month will be credited with 7 days absence. Prior to 1944, 'days absent' included both the day of departure and the day of arrival.

*Operating Units.*--Operating units as referred to in this document include persons engaged in the fisheries, and craft and gear employed in the fisheries.

*Vessel.*--The term 'vessel' refers to a craft having a capacity of 5 net tons or more.

*Boat.*--The term 'boat' refers to a craft having a capacity of less than 5 net tons.

*Incidental Catch.*--The term 'incidental catch' refers to the catch of certain species by a type of gear which ordinarily does not capture such species.

*Percentages.*--Percentages are usually shown as whole numbers. Fractions of percents are dropped if less than five-tenths, and the percentage is raised to the next higher integer if the fraction is greater than five-tenths. If the fraction is exactly five-tenths, the integer is raised or lowered to make it an even number.

*Fish.*--The term 'fish' as used in this report includes all species belonging to the class Pisces.

*Shellfish, etc.*--A shellfish is an aquatic invertebrate animal having a shell, such as a mollusk, or crustacean. However, in order to reduce the classifications appearing in the catch tables, all items not properly listed as 'Fish' or 'Whale Products' have been included under 'Shellfish, etc.' Accordingly, there is included under this classification turtles, frogs, sponges, sea weed, worms, etc.

*Whale Products.*--Since data are not available on the poundage of whales taken, statistics appearing in catch tables on the yield of these animals represent the weight of whale products produced such as meal, sperm oil, whale oil, etc. The values shown represent the amount received by the manufacturer for the products.

*Converting.*--Many of the figures shown in the statistical tables published herewith have been converted to thousands of pounds or dollars. In making these conversions the largest number from which a group of items is computed is raised or lowered to the nearest thousands place. The individual items are adjusted to conform to the total thus obtained.

*Confidential data.*--The statistical data collected by the Branch are confidential, and unless specific authorization is given, are not divulged in any manner except to employees of the Fish and Wildlife Service whose duties require this information. Statistics on the production of wholesale and manufacturing firms are published only for commodities or geographical areas where the production of three or more firms may be grouped, unless special permission is obtained from the firms involved to release the data.



CONVERSION FACTORS

It is the policy of the Service to show detailed catch figures of all products in pounds for the sake of uniformity and for purposes of comparison. This presents little difficulty in the case of fish since in very rare instances are fish reported in units of measure other than pounds. For shellfish, however, the units of measure may be bushels, sacks, barrels, thousands of shellfish, gallons of meat, etc. These many units make standardization difficult, and when combined with the wide variation in the requirements or definitions of some of these units in the various States the problem becomes even more complex.

All bivalve mollusks are reported in pounds of meats in the detailed catch tables presented in this report. In addition, there are included supplementary tables for most of the sections, which give data on the production in bushels. These supplementary tables also give the production of certain other shellfish, such as crabs, in number.

Oysters.--Probably the greatest problem in the presentation of fishery statistics in uniform units of measure is in the case of oysters. Usually the production of oysters on the Atlantic and Gulf coasts is reported to Service personnel in bushels; and prior to the data obtained for the year 1930 conversion from bushels to pounds of meats was effected on the basis of a uniform yield of 7 pounds of meats to the bushel. However, investigations have shown considerable variation from this figure. There follows a table which gives the measures used for oysters in the various States and the average yields per bushel. The statistical tables in this report are based on these average yields.

MEASURES AND YIELDS OF OYSTERS

| STATE                        | CAPACITY OF STATE BUSHEL | VARIATION FROM U.S. STANDARD BUSHEL |         | MARKET OYSTERS         |                           |
|------------------------------|--------------------------|-------------------------------------|---------|------------------------|---------------------------|
|                              |                          | CUBIC INCHES                        | PERCENT | YIELD PER STATE BUSHEL | YIELD PER STANDARD BUSHEL |
|                              |                          |                                     |         | POUNDS OF MEATS        | POUNDS OF MEATS           |
| MASSACHUSETTS . . . . .      | 2,150.4                  | -                                   | -       | 6.50                   | 6.50                      |
| RHODE ISLAND . . . . .       | 2,150.4                  | -                                   | -       | 7.00                   | 7.00                      |
| CONNECTICUT . . . . .        | 2,150.4                  | -                                   | -       | 7.70                   | 7.70                      |
| NEW YORK . . . . .           | 2,150.4                  | -                                   | -       | 7.50                   | 7.50                      |
| NEW JERSEY . . . . .         | 2,257.3                  | + 106.9                             | + 5.0   | 7.35                   | 7.00                      |
| DELAWARE . . . . .           | 2,257.3                  | + 106.9                             | + 5.0   | 6.30                   | 6.00                      |
| MARYLAND . . . . .           | 2,800.7                  | + 650.3                             | + 30.3  | 6.15                   | 4.72                      |
| VIRGINIA . . . . .           | 3,003.9                  | + 853.5                             | + 39.7  | 6.06                   | 4.34                      |
| NORTH CAROLINA . . . . .     | 2,801.9                  | + 651.5                             | + 30.3  | 4.01                   | 3.08                      |
| SOUTH CAROLINA . . . . .     | 4,071.5                  | + 1,921.1                           | + 89.3  | 4.96                   | 2.62                      |
| GEORGIA . . . . .            | 5,343.9                  | + 3,193.5                           | + 148.5 | 7.68                   | 3.09                      |
| EAST COAST FLORIDA . . . . . | 3,214.1                  | + 1,063.7                           | + 49.4  | 4.47                   | 2.99                      |
| WEST COAST FLORIDA . . . . . | 3,214.1                  | + 1,063.7                           | + 49.4  | 6.17                   | 4.13                      |
| ALABAMA . . . . .            | 2,826.2                  | + 675.8                             | + 31.4  | 6.37                   | 4.85                      |
| MISSISSIPPI . . . . .        | 2,826.2                  | + 675.8                             | + 31.4  | 4.91                   | 3.74                      |
| LOUISIANA . . . . .          | 2,148.4                  | - 2.0                               | - 0.1   | 3.88                   | 3.88                      |
| TEXAS . . . . .              | 2,700.0                  | + 549.6                             | + 25.6  | 5.20                   | 4.14                      |

NOTE:--DATA ON THE YIELDS FOR THE STATES OF NORTH CAROLINA, SOUTH CAROLINA, GEORGIA AND THE EAST COAST OF FLORIDA ARE FOR 1945. ALL OTHER ARE FOR 1949.

Other Mollusks.--The following table shows the conversion factors for various mollusks, other than oysters, used in this report.

AVERAGE YIELDS OF CERTAIN MOLLUSKS

| STATE                        | POUNDS OF MEAT PER U.S. STANDARD BUSHEL |         |              |             |                          |              |              |                         |          |       |        |
|------------------------------|---|---------|--------------|-------------|--------------------------|--------------|--------------|-------------------------|----------|-------|--------|
|                              | CLAMS                                   |         | HARD PRIVATE | CLAMS, SOFT | CLAMS, SURF <sup>1</sup> | CLAMS, RAZOR | MUSSELS, SEA | PERIWINKLES AND COCKLES | SCALLOPS |       | CONCHS |
|                              | PUBLIC                                  | PRIVATE |              |             |                          |              |              |                         | BAY      | SEA   |        |
| MAINE . . . . .              | 11.00                                   | -       | 15.00        | -           | -                        | 15.00        | 18.00        | -                       | 6.00     | -     |        |
| NEW HAMPSHIRE . . . . .      | -                                       | -       | 15.00        | -           | -                        | -            | -            | -                       | -        | -     |        |
| MASSACHUSETTS . . . . .      | 11.00                                   | 11.00   | 13.00        | 11.00       | 32.00                    | 12.00        | 18.00        | 5.88                    | 6.00     | -     |        |
| RHODE ISLAND . . . . .       | 1/ 12.00                                | -       | 20.00        | 12.00       | -                        | 12.00        | 18.00        | 6.00                    | -        | -     |        |
| CONNECTICUT . . . . .        | 12.00                                   | -       | 20.00        | -           | -                        | 10.00        | -            | 6.20                    | -        | 20.00 |        |
| NEW YORK . . . . .           | 12.00                                   | 12.00   | 16.00        | 12.00       | -                        | 10.00        | -            | 5.00                    | 6.00     | 15.00 |        |
| NEW JERSEY . . . . .         | 9.00                                    | 9.00    | 20.00        | 12.00       | -                        | -            | -            | -                       | 6.00     | 14.00 |        |
| DELAWARE . . . . .           | 9.00                                    | 9.00    | -            | -           | -                        | -            | -            | -                       | -        | -     |        |
| MARYLAND . . . . .           | 7.00                                    | 7.00    | 12.00        | -           | -                        | -            | -            | -                       | 6.00     | 20.00 |        |
| VIRGINIA . . . . .           | 7.00                                    | 7.00    | -            | -           | -                        | -            | -            | -                       | 6.00     | 20.00 |        |
| NORTH CAROLINA . . . . .     | 7.65                                    | -       | -            | -           | -                        | -            | -            | 7.70                    | -        | -     |        |
| SOUTH CAROLINA . . . . .     | 8.00                                    | -       | -            | -           | -                        | 5.00         | -            | -                       | -        | -     |        |
| EAST COAST FLORIDA . . . . . | 8.05                                    | -       | -            | -           | -                        | -            | -            | 5.06                    | -        | 17.00 |        |
| WEST COAST FLORIDA . . . . . | 8.05                                    | -       | -            | -           | -                        | -            | -            | 5.06                    | -        | 15.00 |        |

1/ INCLUDES OCEAN QUAHOG.

NOTE:--DATA ON YIELDS FOR NORTH CAROLINA, SOUTH CAROLINA, AND EAST COAST OF FLORIDA ARE FOR 1945. ALL OTHER DATA ARE FOR 1949.

## STATISTICAL SURVEY PROCEDURE

*Other Conversion Factors.*--The principal other conversion factors that have been used in this report are as follows:

Crabs, blue, soft and peelers:

To convert number of crabs to weight in pounds in Delaware and New Jersey, divide by 4; in Maryland, by 3.03; in Virginia, by 3.01; and in Louisiana, by 2.94.

Crabs, blue, hard:

In Maryland, divide by 4.33; in Virginia, by 4.1; in Connecticut, by 4; in New Jersey and Delaware, by 3; in Alabama, by 2.40; in Louisiana, by 2.09; in Florida, West Coast, by 2.07; in Mississippi, by 2 and in Texas, by 1.74.

Crabs, rock:

In Maine, Massachusetts and Rhode Island, divide by 3.

Crabs, stone:


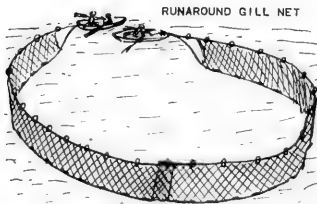


In Florida, West Coast, divide by 1.

Horseshoe crabs:

In New Jersey, multiply by 3.

Sponges, dried:

In Florida, convert number of bunches to weight in pounds as follows: large wool, multiply by 11; small wool, by 7; wool rags, by 9; yellow, by 4.25, and grass, by 4.166.



## SECTION 14. GLOSSARY OF NAMES OF FISHERY PRODUCTS

In order to prevent misunderstanding in the use of common names employed in the tables and discussions, the following list of common and scientific names is given.

| Common names as shown in Service reports | Other common names  | Scientific names   |
|--|---|--|
| FISH                                     |   |  |
| Alewife .....                            | Branch herring, big-eyed herring, river herring .....               | <i>Pomolobus pseudoharengus</i>                              |
| Amberjack .....                          | Blueback, glut herring, shad herring                                | <i>Pomolobus aestivalis</i>                                  |
| Anchovy .....                            | Jack .....  | <i>Seriola</i> species                                       |
| Angelfish .....                          |   | <i>Engraulis mordax</i>                                      |
| Anglerfish .....                         |   | <i>Pomacanthus</i> species                                   |
| Barracuda .....                          |   | <i>Holacanthus</i> species                                   |
| Black bass .....                         | Goosefish, allmouth, headfish, monkfish, bellyfish .....            | <i>Lophius piscatorius</i>                                   |
| Bluefish .....                           | Smallmouth bass .....   | <i>Sphyræna</i> species                                      |
| Blue pike .....                          | Largemouth bass .....   | <i>Micropterus dolomieu</i>                                  |
| Blue runner or hardtail .....            | Tailor, skipjack .....  | <i>Micropterus salmoides</i>                                 |
| Bonito .....                             | Pike perch, hard pike, blue pickerel (Canada) .....                 | <i>Pomatomus saltatrix</i>                                   |
| Bowfin .....                             | Runner .....  | <i>Stizostedion vitreum glaucum</i>                          |
| Buffalofish .....                        | See tuna and tunalike fishes  | <i>Caranx crysos</i>   |
| Burbot .....                             | Fresh-water dogfish, tchoupique, grindle .....                      | <i>Amia calva</i>  |
| Butterfish .....                         | Winter carp .....   | <i>Ictiobus</i> species                                      |
| Cabezone .....                           | Lawyer, ling .....  | <i>Lota maculosa</i>   |
| Cabrio .....                             | Marbled sculpin .....   | <i>Poronotus triacanthus</i>                                 |
| Cabrilla .....                           | Crab eater, coalfish, lemonfish, black bonito .....                 | <i>Scorpaenichthys marmoratus</i>                            |
| Carp .....                               | Rock bass .....   | <i>Rachycentron canadus</i>                                  |
| Catfish and bullheads .....              | German carp, summer carp .....                                      | <i>Epinephelus analogus</i>                                  |
| Chub .....                               |   | <i>Cyprinus carpio</i>                                       |
| Cigarfish .....                          |   | <i>Ameiurus</i> species                                      |
| Cisco .....                              | Longjaw, bluefin, blackfin (United States), tullibee (Canada) ..... | <i>Ictalurus</i> species                                     |
| Cod .....                                | Scad .....  | <i>Pilodictis olivaris</i>                                   |
| Corbina .....                            | Herring (Canada) .....  | All <i>leucichthys</i> except <i>artedi</i> (in Great Lakes) |
| Crappie .....                            | Codfish .....   | <i>Decapterus punctatus</i>                                  |
| Crevalle .....                           | California whiting, corvina, surffish                               | <i>Leucichthys artedi</i> (Lake Erie only)                   |
| Croaker .....                            | White crappie, calico bass .....                                    | <i>Gadus morrhua</i> (Atlantic)                              |
| Cunner .....                             | Black crappie .....   | <i>Gadus macrocephalus</i> (Pacific)                         |
| Cusk .....                               | Jack, jackfish .....  | <i>Menticirrhus undulatus</i>                                |
| Dolly varden trout .....                 | Crocus, hardhead .....  | <i>Pomoxis annularis</i>                                     |
| Dolphin .....                            | Chogset, blue perch, bergall .....                                  | <i>Pomoxis sparoides</i>                                     |
| Drum:                                    | Salmon trout, bull trout .....                                      | <i>Caranx hippos</i>   |
| Black .....                              |   | <i>Micropogon undulatus</i>                                  |
| Red .....                                | Oyster cracker, oyster drum, sea drum                               | <i>Tautoglabrus adspersus</i>                                |
| Bel:                                     | Channel bass, redfish, spotted bass.                                | <i>Brosme brosme</i>   |
| Common .....                             |   | <i>Salvelinus malma</i>                                      |
| Conger .....                             |   | <i>Coryphaena hippurus</i>                                   |
| Flounder:                                |   | <i>Pogonias cromis</i>                                       |
| Gray sole .....                          |   | <i>Sciaenops ocellata</i>                                    |
| Lemon sole .....                         |   | <i>Anguilla bostoniensis</i>                                 |
| Yellowtail .....                         |   | <i>Leptocephalus conger</i>                                  |
| Dab .....                                |   | <i>Glyptocephalus cynoglossus</i>                            |
| Sea dab .....                            |   | <i>Pseudopleuronectes digmbilis</i>                          |
|  |   | <i>Limanda ferruginea</i>                                    |
|  |   | <i>Hippoglossoides platessoides</i>                          |

(Continued on next page)

## GLOSSARY OF NAMES OF FISHERY PRODUCTS

| Common names as shown in Service reports | Other common names  | Scientific names  |
|--|---|---|
| Flounder: - Continued                    |   |   |
| Blackback .....                          | Winter flounder .....   | <i>Pseudopleuronectes americanus</i>  |
| Fluke .....                              | Summer flounder, gulf flounder,<br>flounder .....                 | <i>Paralichthys</i> species   |
| 'Sole' .....                             | .....   | Pleuronectidae species and<br>bothidae species  |
| 'California halibut' .....               | .....   | <i>Paralichthys californicus</i>  |
| Unclassified .....                       | .....   | Pleuronectidae and bothidae species   |
| Flying fish .....                        | .....   | <i>Cybselurus</i> species   |
| Frigate mackerel .....                   | Boo hoo .....   | <i>Axaxis thazard</i>   |
| Garfish .....                            | Gar, sea gar .....  | <i>Lepisosteus</i> species  |
| Gizzard shad .....                       | Nanny shad, mud shad, winter shad ..                              | <i>Dorosoma cepedianum</i>  |
| Goldfish .....                           | Sand perch, gold perch .....                                      | <i>Carassius auratus</i>  |
| Goosefish .....                          | See anglerfish  |   |
|  | Dogfish .....   | <i>Squalus suckleyi</i> (Pacific)   |
| Grayfish .....                           | Spiny dog .....   | <i>Squalus acanthias</i> (Atlantic)   |
|  | Smooth dog .....  | <i>Mustelus canis</i>   |
| Groupers .....                           | 'Sea bass' .....  | <i>Epinephelus</i> species<br><i>Myceteroperca</i> species                              |
| Grunt .....                              | Margate fish, sailors' choice .....                               | <i>Haemulon</i> species   |
| Haddock .....                            | .....   | <i>Melanogrammus aeglefinus</i>   |
| Hake:                                    |   |   |
| Red .....                                | Squirrel hake, ling, black hake,<br>mud hake .....                | <i>Urophycis chuss</i> (Atlantic)   |
| White .....                              | Hake .....  | <i>Urophycis tenuis</i> (Atlantic)  |
| Pacific .....                            | Merluccio .....   | <i>Merluccius productus</i> (Pacific)   |
| Halibut .....                            | .....   | <i>Hippoglossus hippoglossus</i> (Atlantic)<br><i>Hippoglossus stenolepis</i> (Pacific) |
| Hardhead .....                           | Sacramento rockfish .....   | <i>Orthodon microlepidotus</i> (Pacific)  |
| Harvestfish .....                        | Starfish, dollarfish, pappyfish,<br>butterfish (N.C.) .....       | <i>Petrilus alepidotus</i>  |
| Herring:                                 |   |   |
| Lake .....                               | Herring .....   | <i>Leucichthys artemis</i> (Great Lakes,<br>except Erie)                                |
| Round .....                              | .....   | <i>Etrumeus sadina</i>  |
| Sea .....                                | .....   | <i>Clupea harengus</i> (Atlantic)<br><i>Clupea pallasii</i> (Pacific)                   |
| Hickory shad .....                       | Tailor shad, skip, autumnal herring                               | <i>Pomolobus mediocris</i>  |
| Hogchoker .....                          | .....   | <i>Trinectes maculatus</i>  |
| Hogfish .....                            | Capitaine, perro perro .....                                      | <i>Lachnolaimus maximus</i>   |
| Horse mackerel .....                     | Pacific (see jack mackerel)<br>Atlantic (see tuna, bluefin) ..... |   |
| Jack mackerel .....                      | Horse mackerel .....  | <i>Trachurus symmetricus</i>  |
| Jewfish .....                            | .....   | <i>Promicrops itasara</i>   |
| John dory .....                          | .....   | <i>Zenopsis ocellata</i>  |
| Kingfish .....                           | Little roncador, croaker, tom cod ..                              | <i>Genyonemus lineatus</i>  |
| King mackerel .....                      | Cero, kingfish .....  | <i>Scomberomorus cavalla</i><br><i>Scomberomorus regalis</i>                            |
| King whiting or 'kingfish' ...           | Whiting, sea mink, ground mullet ...                              | <i>Menticirrhus</i> species   |
| Lake trout .....                         | .....   | <i>Cristivomer namaycush</i>  |
| Lamprey .....                            | .....   | <i>Petromyzon marinus</i> (Atlantic)<br><i>Entosphenus tridentatus</i> (Pacific)        |
| Launce .....                             | Sand eel, lant, sand launce .....                                 | <i>Ammodytes tobianus</i>   |
| Lingcod .....                            | Cultus cod, blue cod, buffalo cod, ling                           | <i>Ophiodon elongatus</i>   |
| Mackerel .....                           | .....   | <i>Scomber scombrus</i> (Atlantic)<br><i>Pneumatophorus diego</i> (Pacific)             |
| Marlin .....                             | .....   | <i>Makaira</i> species  |
| Menhaden .....                           | Mossbunker, pogy, fatback .....                                   | <i>Brevoortia</i> species   |
| Minnow .....                             | .....   | Cyprinidae family   |

(Continued on next page)

| Other names as shown<br>in Service reports | Other common names                                       | Scientific names  |
|--|--|---|
| Mojarra .....                              | Sand perch, sand bream .....                             | Gerridae family   |
| Mooneye .....                              | Toothed herring .....                                    | <i>Hiodon</i> species   |
| Moonfish .....                             | .....  | [ <i>Vomer setipinnis</i><br><i>Selene vomer</i>  |
| Mullet .....                               | [ Jumping mullet, striped mullet,<br>silver mullet ..... | <i>Mugil</i> species  |
| Mummichog .....                            | Mayfish, killifish .....                                 | <i>Fundulus</i> species   |
| Muttonfish .....                           | Mutton snapper .....                                     | <i>Lutianus analis</i>  |
| Ocean pout .....                           | Eelpout, sea pout .....                                  | <i>Macrozoarces anguillaris</i>   |
| Paddlefish .....                           | Spoonbill cat .....                                      | <i>Polyodon spathula</i>  |
| Perch .....                                | Surffish .....   | Embiotocidae family (Pacific)   |
| Permit .....                               | .....  | <i>Trachinotus goodiei</i>  |
| Pigfish .....                              | Hogfish (N. C.) .....                                    | <i>Orthopristis chrysopterus</i>  |
| Pike or pickerel .....                     | Great lakes pike .....                                   | [ <i>Esox reticulatus</i><br><i>Esox lucius</i>   |
| Pilchard .....                             | Sardine .....  | <i>Sardinops caerulea</i>   |
| Pinfish .....                              | Bream, salt-water bream .....                            | <i>Lagodon rhomboides</i>   |
| Pollock .....                              | Boston bluefish .....                                    | <i>Pollachius virens</i>  |
| Pompano .....                              | Great pompano .....                                      | [ <i>Trachinotus</i> species (Atlantic)<br><i>Palometa simillima</i> (Pacific)  |
| Porgy .....                                | See scup or porgy .....                                  |   |
| Quillback .....                            | Spearfish or skimfish .....                              | <i>Carpiodes</i> species  |
| Ratfish .....                              | .....  | <i>Hydrolagus colliei</i>   |
| Roach .....                                | Golden shiner .....                                      | <i>Notemigonus crysoleucas</i>  |
| Rock bass .....                            | [ Redeye, goggle-eye .....                               | <i>Ambloplites rupestris</i> (fresh-water)  |
| .....                                      | [ Groupers, sand bass .....                              | <i>Paralabrax nebulifer</i> (Pacific)   |
| .....                                      | Rock cod, snapper .....                                  | <i>Sebastes</i> species (Pacific)   |
| Rockfish .....                             | Ocean perch, redfish, red perch .....                    | <i>Sebastes marinus</i>   |
| Rosefish .....                             | .....  | <i>Girella nigricans</i>  |
| Rudderfish .....                           | [ Blue bass, greenfish .....                             | <i>Medialuna californiensis</i>   |
| .....                                      | [ Halfmoon .....   | <i>Anoplopoma fimbria</i>   |
| Sablefish .....                            | Black cod .....  |   |
| Salmon:                                    |  |   |
| Atlantic .....                             | .....  | <i>Salmo salar</i> (Atlantic)   |
| Pacific:                                   |  |   |
| Chinook or king .....                      | Tyee, spring .....                                       | <i>Oncorhynchus tshawytscha</i>   |
| Chum or keta .....                         | Fall, dog .....  | <i>Oncorhynchus keta</i>  |
| Pink .....                                 | Humpback .....   | <i>Oncorhynchus gorbuscha</i>   |
| Red or sockeye .....                       | Blueback .....   | <i>Oncorhynchus nerka</i>   |
| Silver or coho .....                       | .....  | <i>Oncorhynchus kisutch</i>   |
| Steelhead .....                            | See steelhead trout .....                                |   |
| Sand perch .....                           | Yellowtail perch .....                                   | <i>Bairdiella chrysura</i>  |
| Sauger .....                               | Sand pike .....  | <i>Stizostedion canadense</i>   |
| Sawfish .....                              | .....  | <i>Pristis pectinatus</i>   |
| Sculpin .....                              | Scorpionfish .....                                       | <i>Scorpaena guttata</i>  |
| Scup or porgy .....                        | Porgee, paugy, fair maid .....                           | <i>Calamus</i> or <i>stenotomus</i> species   |
| Sea bass:                                  |  |   |
| Black .....                                | [ Black jewfish (Pacific) .....                          | <i>Stereolepis gigas</i>  |
| .....                                      | [ Blackfish (Atlantic) .....                             | <i>Centropristes striatus</i>   |
| White .....                                | .....  | <i>Cynoscion nobilis</i> (Pacific)  |
| Sea catfish .....                          | Gafftopsail .....  | <i>Bagre marina</i>   |
| Sea robin .....                            | .....  | <i>Prionotus</i> species  |
| Sea trout or weakfish:                     |  |   |
| Gray .....                                 | Gray trout, squeteague .....                             | <i>Cynoscion regalis</i>  |
| Spotted .....                              | Spotted trout, speckled trout .....                      | <i>Cynoscion nebulosus</i>  |
| White .....                                | White trout, sand trout .....                            | <i>Cynoscion arenarius</i>  |
| Shad .....                                 | American shad, white shad .....                          | <i>Alosa sapidissima</i>  |
| Sharks .....                               | .....  | [ <i>Carcharodon</i> species; <i>mustelus</i><br>species, <i>carcharhinus</i> species;<br><i>sphyrna</i> species, <i>lamna</i> species;<br>and others |

(Continued on next page)

## GLOSSARY OF NAMES OF FISHERY PRODUCTS

| Other names as shown in Service reports | Other common names                            | Scientific names                                     |
|---|---|--|
| Sheepshead:                             |   |  |
| Fresh-water .....                       | [ Fresh-water drum, whitefish, gaspergou, gou | <i>Aplodinotus grunniens</i>                         |
| Salt-water .....                        | [ Redfish, fathead                            | <i>Archosargus</i> species (Atlantic)                |
| Silver perch .....                      | See sand perch                                | <i>Pimelometopon pulchrum</i> (Pacific)              |
| Silverside .....                        | Spearing                                      | <i>Menidia</i> species                               |
| Skate .....                             | Ray, rajafish                                 | <i>Raja</i> species                                  |
| Skipper .....                           | Billfish                                      | <i>Scomberesox saurus</i>                            |
| Smelt .....                             |   | <i>Osmerus mordax</i> (Atlantic and Great Lakes)     |
|   |   | Atherinidae and osmeridae species (Pacific)          |
|   | [ Eulachon                                    | <i>Thaleichthys pacificus</i>                        |
| Snapper:                                |   |  |
| Lane .....                              | Schoolmaster                                  | <i>Lutianus synagris</i>                             |
| Mangrove .....                          | Gray snapper                                  | <i>Lutianus griseus</i>                              |
| Red .....                               |   | <i>Lutianus blackfordii</i>                          |
| Snook .....                             | Robalo, sergeantfish, pike                    | <i>Centropomus undecimalis</i>                       |
| Spadefish .....                         | Porgy (N. C.), angelfish                      | <i>Chaetodipterus faber</i>                          |
| Spanish mackerel .....                  | Mackerel                                      | <i>Scomberomorus maculatus</i>                       |
| Splittail .....                         |   | <i>Pogonichthys macrolepidotus</i>                   |
| Spot .....                              | Lafayette, goody                              | <i>Leiostomus xanthurus</i>                          |
| Squawfish .....                         | Sacramento pike                               | <i>Ptychocheilus grandis</i>                         |
| Squirrel hake .....                     | See hake, red                                 |  |
| Steelhead trout .....                   | Salmon trout                                  | <i>Salmo gairdnerii</i>                              |
| Striped bass .....                      | Rockfish, rock                                | <i>Roccus saxatilis</i>                              |
| Sturgeon:                               |   |  |
| Common .....                            |   | <i>Acipenser</i> species                             |
| Shovelnose .....                        |   | <i>Scaphirhynchus platyrhynchus</i>                  |
| Sucker .....                            | Fresh-water mullet, redfin, bayfish           | Catostomidae species                                 |
| Sunfish .....                           | Bream, perch, bluegill                        | Centrarchidae species                                |
| Surffish .....                          | See perch                                     |  |
| Swellfish .....                         | Puffer, swell toad, globefish, blowfish       | <i>Sphoeroides maculatus</i>                         |
| Swordfish .....                         |   | <i>Xiphias gladius</i>                               |
| Tautog .....                            | Blackfish, oysterfish                         | <i>Tautoga onitis</i>                                |
| Tenpounder .....                        | Big-eyed herring, ladyfish                    | <i>Elops saurus</i>                                  |
| Thimble-eyed mackerel .....             | Chub mackerel, bullseye, mackerel             | <i>Pneumatophorus colias</i>                         |
| Tilefish .....                          |   | <i>Lopholatilus chamaeleonticeps</i>                 |
| Tomcod .....                            | Frost fish                                    | [ <i>Microgadus tomcod</i> (Atlantic)                |
|   |   | [ <i>Microgadus proximus</i> (Pacific)               |
| Triggerfish .....                       |   | <i>Balistes capricus</i>                             |
| Tripletail .....                        | Sunfish (N. C.) blackfish                     | <i>Libotes surinamensis</i>                          |
| Tullibee .....                          | See chub                                      |  |
| Tuna and tunalike fishes:               |   |  |
| Albacore .....                          | Longfin tuna                                  | <i>Germo alalunga</i>                                |
| Bluefin .....                           | [ Horse mackerel                              | <i>Thunnus saliens</i>                               |
|   |   | <i>Thunnus thynnus</i>                               |
|   |   | <i>Thunnus secundodoris</i>                          |
| Bonito .....                            |   | [ <i>Sarda sarda</i> (Atlantic)                      |
|   |   | [ <i>Sarda chiliensis</i> (Pacific)                  |
| Little .....                            | Bonito, albacore, false albacore              | <i>Euthynnus alleteratus</i>                         |
| Skipjack .....                          | Striped tuna                                  | <i>Katsuwonus pelamis</i>                            |
| Yellowfin .....                         |   | <i>Neothunnus macropterus</i>                        |
| Turbot .....                            | [ Greenland halibut                           | <i>Reinhardius hippoglossoides</i> (off New England) |
|   | American turbot, triggerfish                  | <i>Balistes carolinensis</i> (off Florida)           |

(Continued on next page)



| Common names as shown in Service reports | Other common names                                       | Scientific names                               |
|--|--|--|
| Wahoo .....                              | .....  | <i>Acanthocybium solandri</i>                  |
| White bass .....                         | White lake bass .....                                    | <i>Roccus chrysopt</i>                         |
| Whitebait .....                          | Small fry of several species .....                       | .....  |
| Whitefish:                               | .....  | .....  |
| Common .....                             | .....  | <i>Coregonus clupeaformis</i>                  |
| Menominee .....                          | .....  | <i>Prosopium quadrilaterale</i>                |
| Ocean .....                              | Blanguillo .....   | <i>Caulolatilus princeps</i>                   |
| White perch .....                        | .....  | <i>Morone americana</i>                        |
| Whiting .....                            | Silver hake .....  | <i>Merluccius bilinearis</i>                   |
| Wolfish .....                            | Catfish (New England) .....                              | <i>Anarhichas lupus</i>                        |
| Yellow perch .....                       | Ringed perch, perch .....                                | <i>Perca flavescens</i>                        |
| Yellow pike .....                        | Wall-eyed pike, pike perch, dore<br>(Canadian) .....     | <i>Stizostedion vitreum vitreum</i>            |
| Yellowtail .....                         | .....  | <i>Ocyurus chrysurus</i> (Florida)             |
| Yellowtail flounder .....                | See flounder, yellowtail                                 | <i>Seriola dorsalis</i> (Pacific)              |
| CRUSTACEANS                              |  |  |
| Crabs:                                   | .....  | .....  |
| Blue:                                    | .....  | .....  |
| Hard .....                               | Hard-shell crab .....                                    | <i>Callinectes sapidus</i>                     |
| Soft and peelers .....                   | Soft-shelled crab .....                                  | <i>Callinectes sapidus</i>                     |
| Dungeness .....                          | .....  | <i>Cancer magister</i>                         |
| King .....                               | Alaska king crab .....                                   | <i>Paralithodes camtschatica</i>               |
| Rock .....                               | .....  | <i>Cancer irroratus</i> (New England)          |
| Stone .....                              | .....  | <i>Cancer species</i> (California)             |
| Crawfish:                                | .....  | <i>Menippe mercenaria</i>                      |
| Fresh-water .....                        | Crayfish .....   | <i>Cambarus species</i> (Atlantic)             |
| Sea .....                                | See lobster, spiny .....                                 | <i>Astacus species</i> (Pacific)               |
| Horseshoe crab .....                     | King crab .....  | <i>Limulus species</i>                         |
| Lobster:                                 | .....  | .....  |
| Northern .....                           | .....  | <i>Homarus americanus</i> (Atlantic)           |
| Spiny .....                              | Sea crawfish, rock lobster .....                         | <i>Panulirus argus</i> (Atlantic)              |
| .....                                    | .....  | <i>Panulirus interruptus</i> (Pacific)         |
| .....                                    | .....  | <i>Penaeus setiferus</i> (South Atlantic)      |
| .....                                    | .....  | <i>Penaeus duorarum</i> Atlantic               |
| .....                                    | .....  | <i>Penaeus aztecus</i> and                     |
| .....                                    | .....  | <i>Kyphopeneus kroyeri</i> (Gulf)              |
| .....                                    | .....  | <i>Pandalus species</i> (Atlantic and Pacific) |
| .....                                    | .....  | <i>Pandalopsis species</i> (Pacific)           |
| .....                                    | .....  | <i>Crangon species</i> (Pacific)               |
| MOLLUSKS                                 |  |  |
| Abalone .....                            | .....  | <i>Halotis species</i>                         |
| Clam:                                    | .....  | .....  |
| Cockle .....                             | .....  | <i>Cardium corbis</i> (Pacific)                |
| Coquina .....                            | Pompano shells .....                                     | <i>Donax variabilis</i>                        |
| .....                                    | Butter .....   | <i>Saxidomus nuttali</i> (Pacific)             |
| Hard .....                               | Little neck .....  | <i>Paphia staminea</i> (Pacific)               |
| .....                                    | Round clam, cherrystone, quahog,<br>little neck .....    | <i>Venus mercenaria</i> (Atlantic)             |
| .....                                    | .....  | <i>Venus mortoni</i> (Florida)                 |
| Pismo .....                              | .....  | <i>Tivela stultorum</i> (Pacific)              |
| Razor .....                              | .....  | <i>Ensis species</i> (Atlantic)                |
| .....                                    | .....  | <i>Siliqua patula</i> (Pacific)                |
| Soft .....                               | Soft-shell clam, sand clam,<br>nannynose, maninose ..... | <i>Mya arenaria</i>                            |
| Surf .....                               | Skimmer .....  | <i>Nactra solidissimo</i>                      |

(Continued on next page)

## GLOSSARY OF NAMES OF FISHERY PRODUCTS

| Common names as shown<br>in Service reports | Other common names                 | Scientific names  |
|---|------------------------------------|---|
| Conch .....                                 | .....                              | [ <i>Strombus</i> species<br>  <i>Buyscon</i> species<br>  <i>Achea testudinialis</i>   |
| Limpet .....                                | .....                              | .....   |
| Mussel:                                     | .....                              | .....   |
| Sea .....                                   | .....                              | [ <i>Mytilus californianus</i> (Pacific)<br>  <i>Mytilus edulis</i> (Atlantic)<br>  <i>Quadrula</i> species<br>  <i>Lampsilis</i> species<br>  <i>Unio</i> species<br>  <i>Symphynota</i> species |
| Fresh-water .....                           | .....                              | [ <i>Octopus punctatus</i>  |
| Octopus .....                               | Devilfish .....                    | .....   |
| Oyster:                                     | .....                              | .....   |
| Eastern .....                               | Cove .....                         | <i>Ostrea virginica</i>   |
| Pacific (introduced) .....                  | Japanese .....                     | <i>Ostrea gigas</i>   |
| Western .....                               | Olympia, native .....              | <i>Ostrea lurida</i>  |
| Periwinkle or cockle .....                  | .....                              | [ <i>Littorina</i> species<br>  <i>Lunatia</i> species  |
| Scallop:                                    | .....                              | .....   |
| Bay .....                                   | .....                              | [ <i>Pecten irradians</i> (Atlantic)<br>  <i>Pecten aequilcalatus</i> (Pacific)   |
| Sea .....                                   | .....                              | <i>Pecten magellanicus</i>  |
| Squid .....                                 | Inkfish, bone squid, tawtaw .....  | [ <i>Loligo opalescens</i> (Pacific)<br>  <i>Loligo pealei</i> (Atlantic)   |
| OTHER                                       |                                    |   |
| Sea urchin .....                            | Sea eggs .....                     | <i>Strongylocentrotus drobachiensis</i>   |
| Starfish .....                              | .....                              | Asteroidae class  |
| Terrapin .....                              | Diamond-back terrapin .....        | <i>Malaclemys</i> species   |
| Turtle:                                     | .....                              | .....   |
| Green .....                                 | .....                              | <i>Chelonia mydas</i>   |
| Loggerhead .....                            | .....                              | <i>Caretta</i> species  |
| Hawksbill .....                             | .....                              | <i>Eretmochelys imbricata</i>   |
| Snapper .....                               | Hard-shell, alligator turtle ..... | [ <i>Chelydra serpentina</i><br>  <i>Macrochelys temmickii</i>  |
| Soft-shell .....                            | .....                              | <i>Trionyx</i> species  |
| Frogs .....                                 | .....                              | <i>Rana</i> species   |
| Irish moss .....                            | .....                              | <i>Chondrus crispus</i>   |
| Kelp .....                                  | .....                              | [ <i>Macrocystis</i> species, <i>nerocystis</i><br>  species, <i>pelagophycus</i> species,<br>  <i>alaria</i> species   |
| Rockweed .....                              | Seaweed .....                      | <i>Laminaria</i> species  |
| Sponge:                                     | .....                              | .....   |
| Glove .....                                 | .....                              | [ <i>Spongia graminea</i><br>  <i>Euspongia officianalis</i>  |
| Grass .....                                 | .....                              | <i>Hippospongia equina cerebriformis</i>  |
| Sheepswool .....                            | Wool .....                         | <i>Hippospongia canaliculata gossypina</i>  |
| Yellow .....                                | .....                              | <i>Hippospongia equina elastica</i>   |
| Trepang .....                               | Sea cucumber .....                 | <i>Cucumaria frondosa</i> , <i>Thyone briareus</i>  |
| Bloodworms .....                            | .....                              | Terebellidae family   |
| Sandworms .....                             | .....                              | <i>Nereis</i> species   |

## SECTION 15. - PICTORIAL SECTION

As many of the readers of this publication may not be familiar with all of the species of fish and shellfish, etc., taken commercially in the United States and Alaska, illustrations of many of the various species are included in the following pages. The descriptive material appearing with each species includes the areas in which they are taken commercially and does not constitute the extreme limits in which they occur. Similarly, the gear listed for each species do not represent the only types of apparatus by which these species are obtained, but represent those types of apparatus which are normally used in their capture. The gear do not necessarily appear in the order of their importance.


For more detailed information on the nomenclature of the fishery products listed below the reader is referred to Section 14 of this publication entitled, 'Glossary of Names of Fishery Products'.



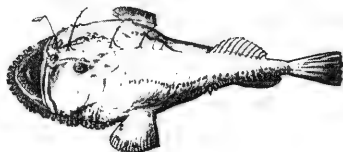
ALEWIFE  
 RANGE - FLORIDA TO NEW ENGLAND  
 GEAR - POUND NETS, GILL NETS, WEIRS,  
 DIP NETS, HAUL SEINES,  
 FLOATING TRAPS, FYKE NETS



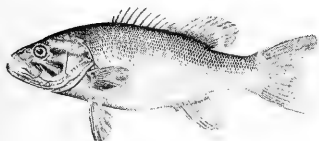
AMBERJACK  
 RANGE - FLORIDA  
 GEAR - HAND LINES, TROLL LINES



ANGELFISH  
 RANGE - FLORIDA  
 GEAR - HAUL SEINES



ANGLERFISH  
 RANGE - NEW JERSEY TO MASSACHUSETTS  
 GEAR - OTTER TRAWLS, POUND NETS



BLACK BASS  
 RANGE - FRESH-WATER  
 GEAR - HAUL SEINES, FYKE NETS, POUND  
 NETS, LINES



BARRACUDA, (PACIFIC)  
 RANGE - CALIFORNIA  
 GEAR - PURSE SEINES, SET LINES,  
 HAND LINES, TROLL LINES,  
 GILL AND TRAMMEL NETS.



BARRACUDA, (ATLANTIC)  
 RANGE - FLORIDA  
 GEAR - TROLL LINES, HAND LINES



BLUEFISH  
 RANGE - GULF OF MEXICO TO NEW  
 ENGLAND  
 GEAR - HAUL SEINES, GILL NETS,  
 POUND NETS, TROLL LINES  
 PURSE SEINES



BONITO, (ATLANTIC)  
 RANGE - NORTH CAROLINA TO MASSACHUSETTS  
 GEAR - POUND NETS, TROLL LINES, GILL NETS



BUFFALO FISH  
 RANGE - FRESH-WATER  
 GEAR - HAUL SEINES, FYKE NETS,  
 TRAMMEL NETS, TROT LINES



BUTTERFISH  
 RANGE - FLORIDA TO NEW ENGLAND  
 GEAR - POUND NETS, HAUL SEINES,  
 OTTER TRAWLS



CARP  
 RANGE - FRESH-WATER  
 FEAR - HAUL SEINES, GILL NETS, TRAP NETS,  
 FYKE NETS, POUND NETS, TROT LINES



BLUERUNNER OR HARDTAIL  
 RANGE - GULF OF MEXICO  
 GEAR - HAUL SEINES, GILL NETS, POTS



BOWFIN  
 RANGE - FRESH-WATER  
 GEAR - HAUL SEINES, TRAP NETS,  
 FYKE NETS



BURBOT  
 RANGE - GREAT LAKES  
 GEAR - GILL NETS, FYKE NETS, POUND  
 NETS (TRAP NETS)



CABIO  
 RANGE - FLORIDA TO VIRGINIA  
 GEAR - HAND LINES, POUND NETS



CATFISH  
 RANGE - FRESH-WATER  
 GEAR - HAUL SEINES, TROT LINES, POUND  
 NETS, POTS, FYKE NETS



CHUB  
RANGE - GREAT LAKES  
GEAR - GILL NETS



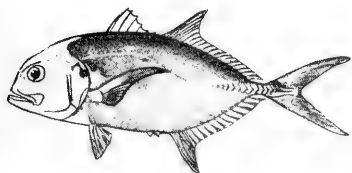
CIGARFISH  
RANGE - FLORIDA  
GEAR - HAUL SEINES



COD  
RANGE - VIRGINIA TO MAINE, WASHINGTON  
AND ALASKA  
GEAR - OTTER TRAWLS, LINE TRAWLS,  
GILL NETS



CRAPPIE  
RANGE - FRESH-WATER LAKES  
GEAR - HAUL SEINES, LINES, POTS




CREVALLE  
RANGE - SOUTH ATLANTIC AND GULF STATES  
GEAR - HAUL SEINES, GILL NETS, LINES



CROAKER, (ATLANTIC)  
RANGE - GULF OF MEXICO TO NEW YORK  
GEAR - POUND NETS, OTTER TRAWLS,  
HAUL SEINES, GILL NETS




CUNNER  
RANGE - NEW ENGLAND  
GEAR - OTTER TRAWLS, HAND LINES



CUSK  
RANGE - NEW ENGLAND  
GEAR - OTTER TRAWLS, TRAWL LINES



DOLLY VARDEN TROUT  
RANGE - PACIFIC COAST  
GEAR - POUND NETS, GILL NETS, LINES



DOLPHIN  
RANGE - FLORIDA TO NORTH CAROLINA  
GEAR - TROLL LINES



DRUM, BLACK  
 RANGE - TEXAS TO NORTH CAROLINA  
 GEAR - HAUL SEINES, POUND NETS, LINES




DRUM, RED  
 RANGE - TEXAS - MARYLAND  
 GEAR - POUND NETS, HAUL SEINES,  
 GILL NETS, LINES




EEL, CONGER  
 RANGE - FLORIDA TO NEW ENGLAND  
 GEAR - OTTER TRAWLS




EEL, COMMON  
 RANGE - FLORIDA TO NEW ENGLAND AND  
 IN MISSISSIPPI RIVER, LAKE  
 ONTARIO  
 GEAR - POTS, SPEARS, POUND NETS



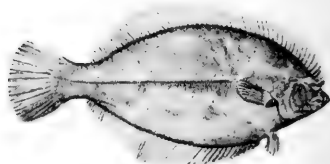
GRAY SOLE  
 RANGE - MASSACHUSETTS TO MAINE  
 GEAR - OTTER TRAWLS




LEMON SOLE  
 RANGE - NEW YORK TO MAINE  
 GEAR - OTTER TRAWLS



DAB  
 RANGE - MASSACHUSETTS TO NOVA SCOTIA  
 GEAR - OTTER TRAWLS, TRAWL LINES



BLACKBACK OR WINTER FLOUNDER  
 RANGE - NORTH CAROLINA TO MAINE  
 GEAR - OTTER TRAWLS, POUND NETS,  
 FYKE NETS, SPEARS, LINES



FLUKE  
 RANGE - TEXAS TO MASSACHUSETTS  
 GEAR - OTTER TRAWLS, SPEARS, LINES



FLYING FISH  
 RANGE - PACIFIC AND ATLANTIC  
 OCEANS  
 GEAR - GILL NETS



FRIGATE MACKEREL  
 RANGE - MIDDLE ATLANTIC  
 GEAR - POUND NETS



GARFISH  
 RANGE - FRESH-WATER  
 GEAR - HAUL SEINES, LINES



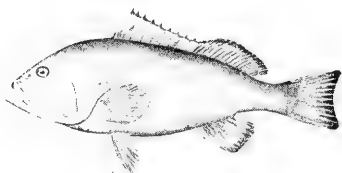
GIZZARD SHAD  
 RANGE - NORTH CAROLINA TO  
 MARYLAND, GREAT LAKES  
 GEAR - HAUL SEINES, POUND NETS,  
 GILL NETS




GOLDFISH  
 RANGE - LAKES AND RIVERS  
 GEAR - HAUL SEINES, TRAP NETS, FYKE  
 NETS



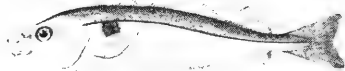
GRAYFISH  
 RANGE - PACIFIC COAST STATES  
 GEAR - TRAWL LINES, OTTER TRAWLS,  
 GILL NETS



GROUPER  
 RANGE - TEXAS TO SOUTH CAROLINA  
 GEAR - HAND LINES, POTS




GRUNT  
 RANGE - FLORIDA  
 GEAR - POTS, GILL NETS, LINES




HADDOCK  
 RANGE - NEW ENGLAND STATES  
 GEAR - OTTER TRAWLS, GILL NETS  
 LINE TRAWLS



HAKE, RED  
 RANGE - CHESAPEAKE BAY TO NEW ENGLAND  
 GEAR - GILL NETS, OTTER TRAWLS, LINE TRAWLS




HAKE, WHITE  
 RANGE - CHESAPEAKE BAY TO NEW  
 ENGLAND  
 GEAR - GILL NETS, OTTER TRAWLS,  
 LINE TRAWLS



HALIBUT  
 RANGE - PACIFIC COAST - NEW ENGLAND  
 GEAR - TRAWL LINES, OTTER TRAWLS




HARDHEAD  
 RANGE - CALIFORNIA  
 GEAR - FYKE NETS




HARVESTFISH OR "STARFISH"  
 RANGE - NORTH CAROLINA TO  
 CHESAPEAKE BAY  
 GEAR - HAUL SEINES, POUND NETS



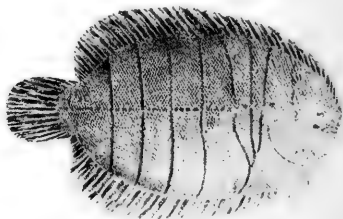
HERRING, LAKE  
 RANGE - GREAT LAKES  
 GEAR - GILL NETS, HAUL SEINES,  
 POUND NETS, TRAP NETS




HERRING, SEA  
 RANGE - NEW JERSEY TO NEW ENGLAND  
 PACIFIC COAST STATES AND  
 ALASKA  
 GEAR - PURSE SEINES, WEIRS,  
 FLOATING TRAPS, STOP SEINES




HICKORY SHAD  
 RANGE - FLORIDA TO RHODE ISLAND  
 GEAR - POUND NETS, HAUL SEINES, GILL NETS  
 FLOATING TRAPS



HOGCHOKER  
 RANGE - CHESAPEAKE BAY  
 GEAR - POUND NETS, HAUL SEINES




HOGFISH  
 RANGE - FLORIDA  
 GEAR - LINES



JEWFISH  
 RANGE - FLORIDA  
 GEAR - HAND LINES






JOHN DORY  
RANGE - MIDDLE ATLANTIC STATES  
GEAR - OTTER TRAWLS



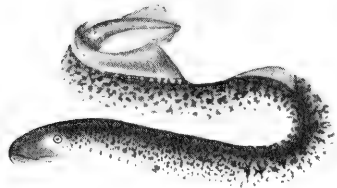
KING MACKEREL  
RANGE - TEXAS TO NEW YORK  
GEAR - TROLL LINES, GILL NETS,  
HAND LINES



KING WHITING  
RANGE - TEXAS TO MASSACHUSETTS  
GEAR - OTTER TRAWLS, HAUL SEINES,  
POUND NETS



LAKE TROUT  
RANGE - GREAT LAKES  
GEAR - GILL NETS, LINES, POUND NETS  
(TRAP NETS)




LAMPREY  
RANGE - FRESH-WATER  
GEAR - POTS, FYKE NETS




LAUNCE  
RANGE - NEW ENGLAND  
GEAR - HAUL SEINES




MACKEREL  
RANGE - CHESAPEAKE BAY TO GULF OF  
ST. LAWRENCE, CALIFORNIA  
GEAR - PURSE SEINES, GILL NETS,  
POUND NETS, FLOATING TRAPS,  
DIP NETS, LAMPARA NETS




LINGCOD  
RANGE - CALIFORNIA TO ALASKA  
GEAR - OTTER TRAWLS, TRAWL LINES,  
SET LINES, HAND LINES



MOONEYE  
RANGE - GREAT LAKES  
GEAR - HAUL SEINES



MENHADEN  
RANGE - GULF OF MEXICO TO NEW ENGLAND  
GEAR - PURSE SEINES, POUND NETS



MOONFISH  
 RANGE - FLORIDA  
 GEAR - HAND LINES, HAUL SEINES



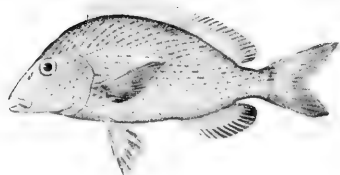
MULLET  
 RANGE - TEXAS TO NEW JERSEY  
 GEAR - GILL NETS, HAUL SEINES,  
 POUND NETS, CAST NETS



OCEAN POUT  
 RANGE - NEW ENGLAND  
 GEAR - OTTER TRAWLS




PADDFISH  
 RANGE - GULF OF MEXICO, MISSISSIPPI  
 RIVER  
 GEAR - HAUL SEINES, TROT LINES



PIGFISH  
 RANGE - FLORIDA  
 GEAR - POTS, HAND LINES, GILL NETS



PIKE OR PICKEREL  
 RANGE - FRESH WATER  
 GEAR - TRAP NETS, FYKE NETS,  
 GILL NETS, POUND NETS,  
 HAND LINES




PILCHARD  
 RANGE - CALIFORNIA TO WASHINGTON  
 GEAR - PURSE SEINES, LAMPARA AND  
 RING NETS, GILL NETS



PINFISH  
 RANGE - FLORIDA TO NORTH CAROLINA  
 GEAR - HAUL SEINES, GILL NETS



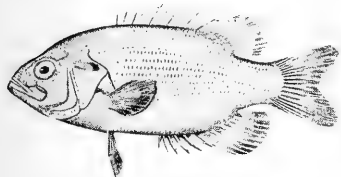
POLLOCK  
 RANGE - MIDDLE ATLANTIC AND NEW  
 ENGLAND STATES  
 GEAR - TRAWL LINES, FLOATING TRAPS,  
 POUND NETS, OTTER TRAWLS,  
 GILL NETS



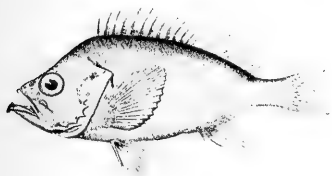
POMPANO  
 RANGE - TEXAS TO NORTH CAROLINA  
 GEAR - TRAMMEL NETS, HAUL SEINES,  
 GILL NETS, HAND LINES



QUILLBACK  
 RANGE - FRESH-WATER  
 GEAR - HAUL SEINES, TROT LINES, FYKES




ROCK BASS  
 RANGE - GREAT LAKES  
 GEAR - TRAP NETS, FYKES,  
 HAUL SEINES, GILL NETS




ROSEFISH  
 RANGE - NEW ENGLAND  
 GEAR - OTTER TRAWLS



SABLEFISH  
 RANGE - PACIFIC COAST STATES AND  
 ALASKA  
 GEAR - TRAWL LINES, OTTER TRAWLS




SALMON, CHUM OR KETA  
 RANGE - OREGON TO ALASKA  
 GEAR - POUND NETS, PURSE SEINES,  
 GILL NETS, HAUL SEINES



RATFISH  
 RANGE - WASHINGTON TO ALASKA  
 GEAR - BEAM TRAWLS, TRAWL LINES




ROCKFISH  
 RANGE - CALIFORNIA TO ALASKA  
 GEAR - LINES, OTTER TRAWLS  
 PARANZELLA NETS, GILL NETS



RUDDERFISH  
 RANGE - CALIFORNIA  
 GEAR - LAMPARA AND RING NETS




SALMON, RED OR SOCKEYE  
 RANGE - OREGON TO ALASKA  
 GEAR - GILL NETS, PURSE SEINES,  
 POUND NETS



SALMON, PINK  
 RANGE - WASHINGTON TO ALASKA  
 GEAR - PURSE SEINES, POUND NETS  
 GILL NETS



SALMON, SILVER OR COHO  
 RANGE - CALIFORNIA TO ALASKA  
 GEAR - HAUL SEINES, PURSE SEINES, GILL  
 NETS, TROLL LINES, POUND NETS.




STEELHEAD TROUT  
 RANGE - OREGON TO ALASKA  
 GEAR - HAUL SEINES, POUND NETS,  
 GILL NETS, LINES, DIP NETS



SAUGER  
 RANGE - GREAT LAKES  
 GEAR - GILL NETS, HAUL SEINES, TRAP  
 NETS, FYKE NETS



SCULPIN  
 RANGE - PACIFIC COAST STATES AND  
 ALASKA  
 GEAR - LINES, GILL NETS, POTS



SCUP OR PORGY  
 RANGE - FLORIDA TO NEW ENGLAND  
 GEAR - OTTER TRAWLS, POUND NETS



SEA BASS  
 RANGE - FLORIDA TO NEW ENGLAND  
 GEAR - OTTER TRAWLS, HAND LINES, POTS



SEA CATFISH  
 RANGE - TEXAS TO CHESAPEAKE BAY  
 GEAR - OTTER TRAWLS, HAUL SEINES, HAND  
 LINES



SEA TROUT OR WEAKFISH, GRAY  
 RANGE - FLORIDA TO MASSACHUSETTS  
 GEAR - OTTER TRAWLS, POUND NETS,  
 PURSE SEINES, GILL NETS,  
 HAUL SEINES



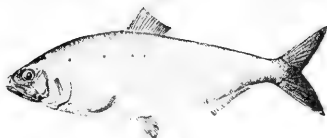
SEA TROUT OR WEAKFISH, SPOTTED  
 RANGE - MARYLAND TO TEXAS  
 GEAR - GILL NETS, TRAMMEL NETS,  
 HAUL SEINES, POUND NETS,  
 OTTER TRAWLS, HAND LINES



SEA TROUT OR WEAKFISH, WHITE  
 RANGE - GULF OF MEXICO  
 GEAR - GILL NETS, HAUL SEINES,  
 HAND LINES




SEA ROBIN  
 RANGE - CHESAPEAKE BAY TO NEW ENGLAND  
 GEAR - POUND NETS, OTTER TRAWLS




SHAD  
 RANGE - FLORIDA TO NEW ENGLAND  
 GEAR - GILL NETS, POUND NETS,  
 FYKE NETS, HAUL SEINES



SHARK  
 RANGE - ATLANTIC COAST, GULF,  
 PACIFIC COAST STATES  
 GEAR - TRAWL LINES, GILL NETS,  
 OTTER TRAWLS




SHEEPSHEAD  
 RANGE - TEXAS TO CHESAPEAKE BAY  
 GEAR - HAND LINES, POTS



SHEEPSHEAD, CALIFORNIA  
 RANGE - CALIFORNIA  
 GEAR - SET LINES, TRAMMEL NETS,



SILVER PERCH  
 RANGE - TEXAS TO NEW YORK  
 GEAR - HAUL SEINES, GILL NETS,  
 POUND NETS




SILVERSIDES  
 RANGE - NEW YORK  
 GEAR - HAUL SEINES, OTHER TRAWLS



SMELT  
 RANGE - NEW YORK TO MAINE,  
 PACIFIC OCEAN, GREAT LAKES  
 GEAR - POUND NETS, DIP NETS, GILL NETS,  
 HAUL SEINES



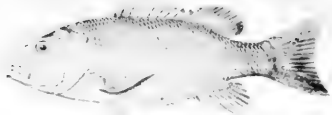
SKIPPER OR BILLFISH  
 RANGE - VIRGINIA TO NOVA SCOTIA  
 GEAR - POUND NETS, WEIRS




LANE SNAPPER  
 RANGE - FLORIDA  
 GEAR - HAND LINES




SKATE  
 RANGE - PACIFIC COAST, CHESAPEAKE  
 BAY TO NEW ENGLAND  
 GEAR - LINES, OTTER TRAWLS, POUND  
 NETS, HAUL SEINES




GRAY SNAPPER  
 RANGE - FLORIDA  
 GEAR - HAND LINES, GILL NETS




RED SNAPPER  
 RANGE - TEXAS TO FLORIDA  
 GEAR - HAND LINES



SNOOK  
 RANGE - TEXAS TO FLORIDA  
 GEAR - GILL NETS, HAND LINES,  
 HAUL SEINES



SPADEFISH  
 RANGE - FLORIDA  
 GEAR - GILL NETS, TRAMMEL NETS



SPANISH MACKEREL  
 RANGE - TEXAS TO VIRGINIA  
 GEAR - GILL NETS, LINES, HAUL  
 SEINES



SQUAWFISH  
 RANGE - CALIFORNIA  
 GEAR - FYKE NETS, GILL NETS




SPOT  
 RANGE - GULF OF MEXICO TO MIDDLE  
 ATLANTIC STATES  
 GEAR - HAUL SEINES, GILL NETS, POUND  
 NETS, OTTER TRAWLS



STRIPED BASS  
 RANGE - NORTH CAROLINA TO NEW  
 ENGLAND, CALIFORNIA TO  
 OREGON  
 GEAR - HAUL SEINES, GILL NETS, POUND  
 NETS, HAND LINES, FYKE NETS



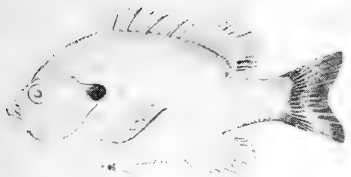
STURGEON  
 RANGE - COASTAL AND RIVER AREAS  
 GEAR - GILL NETS, LINES



STURGEON, SHOVELNOSE  
 RANGE - FRESH-WATER  
 GEAR - HAUL SEINES, LINES, POUND NETS



SUCKER  
 RANGE - FRESH-WATER  
 GEAR - POUND NETS, FYKE NETS, GILL  
 NETS, HAUL SEINES, TRAP NETS




SUNFISH  
 RANGE - FRESH-WATER  
 GEAR - POTS, SEINES, TRAP NETS




SWORDFISH  
 RANGE - NEW ENGLAND AND CALIFORNIA  
 GEAR - HARPOONS




TENPOUNDER  
 RANGE - FLORIDA  
 GEAR - HAUL SEINES



TILEFISH  
 RANGE - MIDDLE ATLANTIC AND NEW  
 ENGLAND STATES  
 GEAR - TRAWL LINES



TRIGGERFISH  
 RANGE - FLORIDA  
 GEAR - HAND LINES



SWELLFISH  
 RANGE - CHESAPEAKE BAY TO MIDDLE  
 ATLANTIC  
 GEAR - POUND NETS, HAUL SEINES,  
 OTTER TRAWLS




TAUTOG  
 RANGE - CHESAPEAKE BAY TO NEW  
 ENGLAND  
 GEAR - POUND NETS, HAND LINES, POTS




THIMBLE-EYED MACKEREL  
 RANGE - CHESAPEAKE BAY TO NEW ENGLAND  
 GEAR - POUND NETS, PURSE SEINES,  
 OTTER TRAWLS




TOMCOD  
 RANGE - PACIFIC COAST, MIDDLE  
 ATLANTIC AND NEW ENGLAND  
 STATES  
 GEAR - OTTER TRAWLS, DIP NETS




TRIPLETAIL  
 RANGE - FLORIDA  
 GEAR - HAUL SEINES, GILL NETS, LINES



TUNA, ALBACORE  
 RANGE - PACIFIC COAST  
 GEAR - LINES



TUNA, BLUEFIN  
 RANGE - CALIFORNIA, NEW JERSEY TO  
 MAINE  
 GEAR - PURSE SEINES, LAMPARA NETS  
 TROLL LINES, POUND NETS,  
 HARPOONS



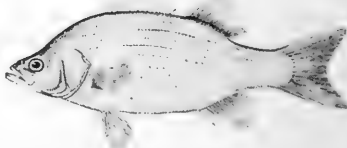
TUNA, LITTLE  
 RANGE - MASSACHUSETTS TO TEXAS  
 GEAR - POUND NETS, TROLL LINES  
 OTTER TRAWLS



TUNA, SKIPJACK  
 RANGE - CALIFORNIA  
 GEAR - LINES, PURSE SEINES



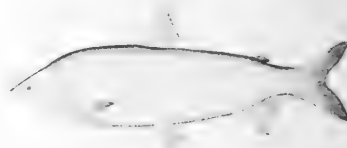
WHITEFISH, MEMONINEE  
 RANGE - ALASKA, UPPER GREAT  
 LAKES, TO NEW ENGLAND,  
 IN LAKES  
 GEAR - GILL NETS, HAUL SEINES,  
 TRAP NETS, POUND NETS



WHITE BASS  
 RANGE - GREAT LAKES  
 GEAR - TRAP NETS, FYKES,  
 HAUL SEINES, POUND NETS



WHITE PERCH  
 RANGE - NORTH CAROLINA TO MAINE  
 GEAR - POUND NETS, FYKE NETS, HAUL  
 SEINES



WHITEFISH, COMMON  
 RANGE - GREAT LAKES  
 GEAR - GILL NETS, POUND NETS, TRAP  
 NETS




WOLFFISH  
 RANGE - MASSACHUSETTS AND MAINE  
 GEAR - OTTER TRAWLS, LINES TRAWLS



WHITING  
 RANGE - VIRGINIA TO MAINE  
 GEAR - OTTER TRAWLS, POUND NETS

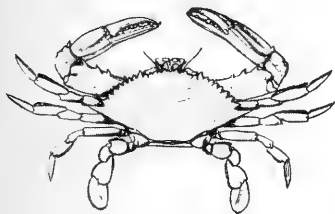




YELLOW PERCH  
 RANGE - GREAT LAKES, OTHER LAKES  
 GEAR - GILL NETS, TRAP NETS, POUND  
 NETS, FYKE NETS



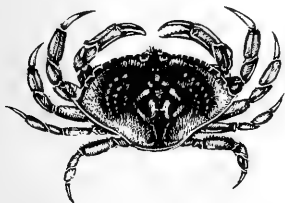
YELLOW PIKE  
 RANGE - GREAT LAKES  
 GEAR - POUND NETS, FYKE NETS, GILL  
 NETS, TRAP NETS



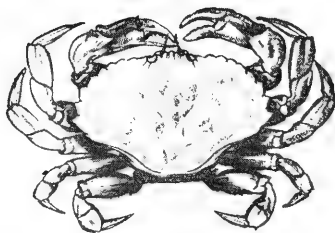
BLUE CRAB  
 RANGE - TEXAS TO RHODE ISLAND  
 GEAR - TROT LINES, POTS, FYKE NETS,  
 DIP NETS, SCRAPES, DREDGES



KING CRAB  
 RANGE - ALASKA  
 GEAR - TANGLE NETS, OTTER TRAWLS




DUNGENESS CRAB  
 RANGE - PACIFIC COAST STATES AND  
 ALASKA  
 GEAR - TRAPS



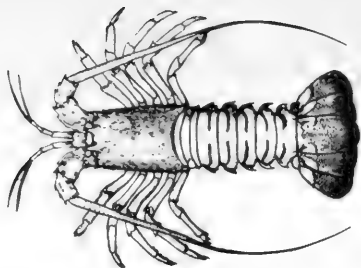
ROCK CRAB  
 RANGE - NEW ENGLAND  
 GEAR - POTS



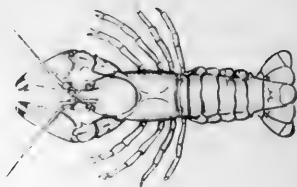
STONE CRAB  
 RANGE - FLORIDA  
 GEAR - DIP NETS, CRAB POTS



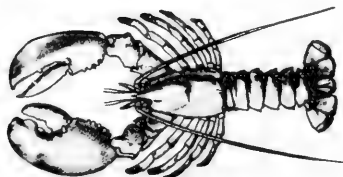
HORSESHOE CRAB  
 RANGE - MARYLAND TO NEW YORK  
 GEAR - POUND NETS, WEIRS, BY HAND



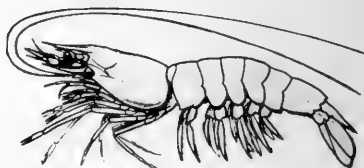
SEA CRAWFISH OR SPINY LOBSTER  
 RANGE - CALIFORNIA AND FLORIDA  
 GEAR - DIP NETS, POTS, HOOKS




FRESH-WATER CRAWFISH  
 RANGE - RIVERS AND LAKES  
 GEAR - CRAWFISH (POTS)




LOBSTER  
 RANGE - VIRGINIA TO MAINE  
 GEAR - POTS



SHRIMP  
 RANGE - TEXAS TO NORTH CAROLINA,  
 MAINE, CALIFORNIA,  
 WASHINGTON, AND ALASKA  
 GEAR - SHRIMP TRAWLS



SOFT CLAM  
 RANGE - MIDDLE ATLANTIC TO  
 NEW ENGLAND, PACIFIC  
 COAST STATES  
 GEAR - FORKS, HOES, RAKES



RAZOR CLAM, PACIFIC  
 RANGE - OREGON, WASHINGTON AND  
 ALASKA  
 GEAR - SHOVELS



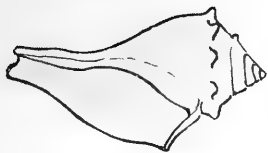
HARD CLAM  
 RANGE - FLORIDA TO MAINE  
 GEAR - HOES, DREDGES, TONGS, RAKES  
 HAND



LIMPET  
 RANGE - NEW YORK AND NEW ENGLAND  
 GEAR - DREDGES



LITTLE-NECK CLAM  
 RANGE - PACIFIC COAST  
 GEAR - SHOVELS



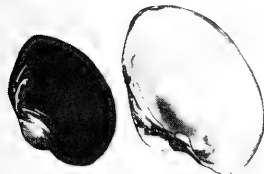
CONCH  
RANGE - FLORIDA TO MAINE  
GEAR - SPONGE HOOKS, OTTER TRAWLS,  
DREDGES, POTS



BUTTER CLAM  
RANGE - PACIFIC COAST  
GEAR - SHOVELS



TREPANG  
RANGE - WASHINGTON  
GEAR - BEAM TRAWLS



FRESH-WATER MUSSEL  
RANGE - FRESH-WATER STREAMS  
GEAR - CROWFOOT BARS, PICKS, HAND



OCEAN MUSSEL  
RANGE - NORTH CAROLINA TO MAINE  
GEAR - DREDGES, TONGS, RAKES, HAND



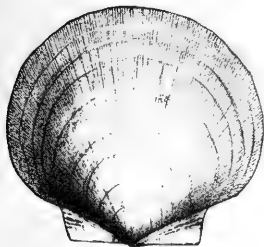
OYSTER  
RANGE - TEXAS TO MASSACHUSETTS,  
PACIFIC COAST STATES  
GEAR - TONGS, DREDGES, RAKES, HAND



SQUID  
RANGE - VIRGINIA TO MAINE,  
CALIFORNIA AND  
WASHINGTON  
GEAR - LAMPARA NETS, GILL NETS  
OTTER TRAWLS, POUND NETS




BAY SCALLOP  
RANGE - FLORIDA TO MASSACHUSETTS,  
WASHINGTON  
GEAR - DREDGES, SCRAPES, PUSH NETS,  
TONGS, RAKES



SEA SCALLOP  
RANGE - NEW JERSEY TO MAINE  
GEAR - DREDGES




STARFISH  
RANGE - ATLANTIC AND PACIFIC COASTS  
GEAR - HOOKS, SCRAPES, "MOPS"




TERRAPIN  
 RANGE - TEXAS TO NEW JERSEY  
 GEAR - HAUL SEINES, HAND



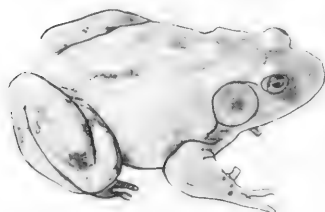
GREEN TURTLE  
 RANGE - FLORIDA  
 GEAR - GILL NETS, TANGLE NETS



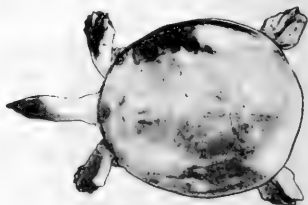
LOGGERHEAD TURTLE  
 RANGE - FLORIDA TO NEW JERSEY  
 GEAR - GILL NETS



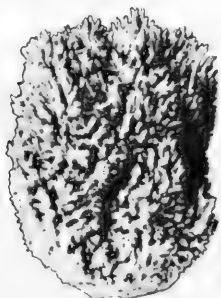
HAWKSBILL TURTLE  
 RANGE - GULF OF MEXICO AND ATLANTIC  
 COAST TO NEW YORK  
 GEAR - HAND, TANGLE NETS, POUND NETS



FROG  
 RANGE - FRESH-WATER, MARSHES, PONDS  
 GEAR - SPEARS, GRABS



SOFT-SHELL TURTLE  
 RANGE - LAKES AND RIVERS  
 GEAR - HAUL SEINES, FYKE NETS,  
 POTS



SPONGE  
 RANGE - FLORIDA TO WEST INDIES  
 GEAR - HOOKS, DIVING OUTFITS



IRISH MOSS  
 RANGE - NEW ENGLAND  
 GEAR - RAKES

# STATISTICAL PUBLICATIONS SECTION 16.-

## CURRENT FISHERIES STATISTICS

The following list of publications includes all reports issued in the Current Fishery Statistics series during 1949.

| <u>C.F.S. No.</u> | <u>Title</u>                                    |
|-------------------|---|
| 447               | Massachusetts Landings, August, 1948            |
| 448               | Maine Landings, October, 1948                   |
| 449               | Fish Meal and Oil, December, 1948               |
| 450               | Frozen Fish Report, January, 1949               |
| 451               | Maine Landings, November, 1948                  |
| 452               | Massachusetts Landings, September, 1948         |
| 453               | Frozen Fish Report, February, 1949              |
| 454               | Massachusetts Landings, October, 1948           |
| 455               | Fish Meal and Oil, January, 1949                |
| 456               | Maine Landings, December, 1948                  |
| 457               | Frozen Fish Report, Annual, 1948                |
| 458               | Maine Landings, By Months, Annual, 1948         |
| 459               | Frozen Fish Report, March, 1949                 |
| 460               | Massachusetts Landings, November, 1948          |
| 461               | Massachusetts Landings, December, 1948          |
| 462               | Maine Landings, January, 1949                   |
| 463               | Fish Meal and Oil, February, 1949               |
| 464               | Frozen Fish Report, April, 1949                 |
| 465               | Fish Meal and Oil, March, 1949                  |
| 466               | Massachusetts Landings, January, 1949           |
| 467               | Maine Landings, February, 1949                  |
| 468               | Chesapeake Fisheries, Annual, 1946              |
| 469               | New York Fisheries, Annual, 1946                |
| 470               | Massachusetts Landings, February, 1949          |
| 471               | Frozen Fish Report, May, 1949                   |
| 472               | Massachusetts Landings, By Ports, Annual, 1949  |
| 473               | Maine Landings, March, 1949                     |
| 474               | Fish Meal and Oil, April, 1949                  |
| 475               | Massachusetts Landings, March, 1949             |
| 476               | Imports and Exports, 1944 - 1948                |
| 477               | Frozen Fish Report, June, 1949                  |
| 478               | Fish Meal and Oil, May, 1949                    |
| 479               | Maine Landings, April, 1949                     |
| 480               | New England Fisheries, Annual, 1946             |
| 481               | Pacific Coast Fisheries, Annual, 1946           |
| 482               | Massachusetts Landings, April, 1949             |
| 483               | Frozen Fish Report, July, 1949                  |
| 484               | Maine Landings, By Counties, Annual, 1948       |
| 485               | Maine Landings, May, 1949                       |
| 486               | Fish Meal and Oil, June, 1949                   |
| 487               | Fisheries of the United States and Alaska, 1946 |
| 488               | Pacific Coast Fisheries, 1947                   |
| 489               | Frozen Fish Report, August, 1949                |
| 490               | Massachusetts Landings, May, 1949               |
| 491               | Maine Landings, June, 1949                      |

(Continued on next page)

| <u>C.F.S. No.</u> | <u>Title</u>                                |
|-------------------|---|
| 492               | Packaged Fish, Annual, 1948                 |
| 493               | Fish Meal and Oil, July, 1949               |
| 494               | Frozen Fish Report, September, 1949         |
| 495               | Fish Meal and Oil, August, 1949             |
| 496               | Maine Landings, July, 1949                  |
| 497               | Canned Fish and Byproducts, Annual, 1948    |
| 498               | Massachusetts Landings, June, 1949          |
| 499               | Frozen Fish Report, October, 1949           |
| 500               | Massachusetts Landings, July, 1949          |
| 501               | Maine Landings, August, 1949                |
| 502               | Fish Meal and Oil, September, 1949          |
| 503               | Texas Landings, September, 1949             |
| 504               | Manufactured Fishery Products, Annual, 1946 |
| 505               | Massachusetts Landings, Gear and Area, 1947 |
| 506               | Massachusetts Landings, Gear and Area, 1948 |
| 507               | Frozen Fish Report, November, 1949          |
| 508               | Maine Landings, September, 1949             |
| 509               | Texas Landings, October, 1949               |
| 510               | Fish Meal and Oil, October, 1949            |
| 511               | Frozen Fish Report, December, 1949          |
| 512               | Maine Landings, October, 1949               |
| 513               | Texas Landings, November, 1949              |
| 514               | Massachusetts Landings, August, 1949        |



TUNA CLIPPER



SMITHSONIAN INSTITUTION LIBRARIES



3 9088 01476 4674