

## Historic, archived document

Do not assume content reflects current scientific knowledge, policies, or practices.



62 83

LIBRARY  
FEB 16 1949  
Department of Agriculture



# Fitzgeralds Nurseries

Stephenville,  
Texas

MADAME "X"  
PECANS

## CATALOG FOR 1949-50

FOUNDED BY J. E. FITZGERALD IN 1900

# FOREWORD

OUR father passed away during the building of our 1949 and 1950 catalogue. He was feeling well and was stricken suddenly and was carried away, leaving us to carry on his work, which he taught us to love and do after his own methods and ideals.

It is ringing in our ears and hearts what he so often repeated down thru the years. His was a natural gift and love for making friends, growing fruits, nuts, shrubs and flowers. We have loved his way and methods as our own, so we dedicate this year to our loving dad and hope it will be his crowning achievement.

The following paragraphs would have been his own had he written them, so we, as we have often heard him express himself do set them down.

When a man has passed that span of life he considers himself to have been useful to his friends and his family, and he pauses to set down his thoughts, that the words of an old song of other years does occupy his mind:

*"I leave the Springtime to the flowers,  
"I leave the Sunshine to the bees,  
"And to the old folks, I leave a memory  
"Of a baby upon their knees . . .  
"I leave the night time to the dreamer,  
"I leave the song bird to the blind.  
"I leave the moon above to those in love,  
When I leave the world behind."*

"To those in love," to "the old folks," to the "springtime" and the "sunshine," to my family . . . to my friends who have been my customers . . . I have something lasting and enduring to leave them

I leave them FITZGERALD'S NURSERY, of Stephenville, Texas.

I like to think that all of you will remember my first success as an orchardist . . .

Most of you have seen my fruits, shrubs and berries advance beyond my fondest dreams.

To my friends and customers I leave my life work: more profitable orchards bearing finer fruits and nuts.

I would like for my friends and family to go back with me to my young manhood and share with me the hardships, the fun, the first taste of success that comes to a farm boy, only realized after a lifetime in the pursuit of "BETTER GROWING FOR BETTER LIVING."


What material goods I have I leave in the hands of my wife, my son, my daughter and the neighbor boys who have worked with me, as I saw them grow into manhood, become husbands and fathers to my daughters, and my grandchildren, who nursed and cultivated my plants and trees, stayed with the Good Soil which I so long loved and respected, I leave in this heritage a trust that they must cherish and safeguard.

In that manner only will they cherish, carry on, and merit my heritage.

Everything I leave . . . everything that they inherit . . . was achieved through the principles of courtesy, kindness, along with a sound professional farming "know how" of producing quality fruit trees that contribute to better growing for better living.

*Geraldine Ham  
Bill Ham  
J. Edwin Fitzgerald*

*Mrs. Joe Fitzgerald  
Mary Joe Clendenin  
Ray C. Clendenin*



# Apples

## King David

I have been growing the King David for a great many years and so far it has not failed me. Maybe not as large as some of the other apples but it bears good heavy crops and sells at a price that every one can afford to use them. Good for all uses, canning, preserving, drying, cooking, or to eat raw. I have one fruit customer that always has to have a bushel of King David for sauce. Medium sized, flaming red apple, ripe now the 6th of August. I have some trees that I will gather as many as ten bushels off of. Be sure to plant some King David and you will have apples.

## Smokehouse

Why the Smokehouse it not more widely known and planted I do not know as it is certainly an apple that pays off. Large flat, green apple, very little color. Can be used for cooking when green as it cooks to pieces. We have been baking them using honey in place of sugar and they are delicious. Hang on the tree for weeks, being an advantage especially for home consumption. If you only have a garden spot plant a Smokehouse apple. Ripens in July and August.

## Yellow Delicious

Looks something like Delicious in shape but a golden color with a red cheek. I have received samples of this apple from as far south as San Antonio and at Goldthwaite, Texas, it bears the most beautiful of all apples. It does well in this country, at Paris and many other place in Texas. One grower reports that he gathered twenty bushels of the golden apples from a single tree. Brings the highest price on the market and gets ready for market just before apples are shipped from the north.

## Delicious Apples

The tree of this apple is a very vigorous grower and is such a pretty tree it is often used for ornamental planting. The Delicious apple is too well known to need much description, but I want to say one of my customers at Hawley, Texas, grew apples this season so large that it took only thirty-six to make a bushel. This is too large for market of course but it shows what can be done. It is paying well around Clyde and Paris, Texas. I can give you the names of growers if you desire. This is a wonderful apple and where apples do well is a success in Texas.

## Lodi

Lodi. Very early big white apple. We have only had this apple a few years and can not say for certain what it will do. Seems to be a cross between Delicious and Yellow Transparent.

## Hyslop

Extra large crab apple Fine for market, cooking. Tree a beauty, ornamental. Grows anywhere.



## Jonathan

One of the leading market apples of the country. Originated in northern New York but does extra well in Texas. The trees are rather slow in growing with light green leaves and rather light bark. Comes into bearing quickly and makes a hardy long life tree. The apples are red and of the very finest quality. I have been growing this apple in my orchard for forty years and can assure my customers it is a good one. Makes fine pollenizer for other varieties. I have the bright red strain and it is a beauty.

## Anoka

Likely the quickest bearing apple on earth. Trees will nearly always bear second year planted and two year trees bear first year. Average size, striped, fine for market and home use July.

## Ruby Red

An early Delicious, looks just like the regular Delicious only the trees bear younger and ripen about two weeks before the regular Delicious. Will sell on any market. Fall.

## Kennards Choice

This apple was found growing in a thicket in north Tennessee. And it is as near fool proof as an apple can be. Will grow likely farther south than any other except Lockhart. The fruit is deep red, large, flat and begins ripening in September. Since it is very drought resistant ought to be planted in south. Good quality.

## Lockhart

Lockhart. Also called Hackworth. We got our first start of this from South Texas. The man who sent it says it does fine for him and he got his first trees from Alabama. We have had this in the orchard for more than fifteen years or long enough to tell what it will do. May be one of the best. A good tree, a big red apple, good bearer. Fine for market and cooking. Gets good and ripe on the trees.

★

See APPLES Page 4

# GROWING APPLES

## APPLES

Continued from Page 3

★

### Holland

(Summer Champion)

This apple is fast becoming one of our leading apples. Although an old apple it is just now coming into its own. The trees are fast, vigorous growing and produces young. Apples large red with a peculiar lavender tint that will catch the eye on any market. I know one grower that only gets about four to five dozen of these apples to a bushel and sells them around four dollars per bushel. This I believe equals anything we have shipped in. If you are planting apples be sure and do not overlook the Holland, a must in any apple orchard.

### Red June

A good June Apple for home use. Red, medium sized.

### Crab Apples for Jelly Florence

Gets ripe in June. Bears very abundantly. Trees bear second year after setting. The best of all crabs. For Preserves and jelly.

We, all of us, like to go back to the Garden of Eden, as it were, and I know that one time a Garden of Eden existed for why should a man want to go back to a place that never did exist. And if you lived in town when you were a boy you may have forgotten many things but you have never forgotten the old fruit peddler who came around mornings. Well, I was not raised in town. Just the same I can remember the apple merchant who was in Stephenville some fifty-five years ago. Apple Walker, as we called him, climbed the last hill many years ago; but there is not a man around Stephenville whose hair is getting white who does not remember the jolly old fellow, and to me a boy, his apples also looked jolly. He furnished many apples to go in Christmas stockings and made Santa Claus a reality instead of an imagination. But I have gotten off on this and I am not writing what I aimed to write. Some one wrote me a letter the other day and asked why I do not discuss apple growing for Texas. Many years ago there were apple orchards planted in this county and in many other counties. But at that time no one had thought that apples were like men; some liked one place and some another and most of the apples planted forty years ago just did not like Texas. They were born to live in a colder climate. But we have found apples that simply glory in our deep sand here in the South and our sun-shiny weather. Some of these are Yellow Delicious, Delicious, Jonathan, King David and Smokehouse. Apples like deep sand here in the South. They will grow on the cold dead sand They have a way of getting all there is in land out of it.

Apples require different treatment to peach trees. They do not like being pruned much here in the South and they do not like a long shank for the body of the tree. They want to grow down close to the ground and that helps them to shade the ground and keep it cool under the trees. And they like plenty of room, say thirty or forty feet apart. But they, like many other creatures, like company. It is seldom a Delicious tree or any other apple tree will bear if alone. It must have some other kind of apple tree near it, one that blooms out the same time. They do not like to grow on land where cotton dies and they do not like drouthy land. But what they do like is good deep sand and good cultivation. They will grow much farther South than here. Some of the finest apples in the whole nation are grown on the Colorado River near Goldthwaite and in sand that was washed there centuries ago by the river. You know a river constantly changes its bed and moves eastward all the time though it may take it many years to go far. And where it was a thousand years ago is an ideal place for an apple orchard. I believe such land is called delta land. But on the sand hills where the wind has piled up the sand is a good place for apples. I have one place in my field where at some date many years ago the sand was piled up and on top of this place and around it the apples are growing good. Apples need more spraying than other fruits. While they are thrifty they are like a strong man and may have several diseases but keep on going. Where good thrifty oaks have once grown is a nice place for an apple orchard. Down here in the South we need to plant apples that get ripe from about the fifteenth of August until the fifteenth of October. That gives us a chance to sell our crop before the apples from the North are shipped in. There is only one kind of apple shipped in at that time. It comes from California and it is the Gravestain, a very poor apple, and the yellow Delicious grown in Texas makes the California apple go back and sit down.

### PRICES ON APPLE TREES

1 to 2 foot,	40 cents each,	\$35.00 per 100
2 to 3 foot,	55 cents each,	\$50.00 per 100
3 to 4 foot,	75 cents each,	\$70.00 per 100
4 to 5 foot,	\$1.00 each,	\$90.00 per 100
5 to 6 foot,	\$1 50 each,	\$135.00 per 100
Bearing size,	\$3.50 each,	\$30.00 per 10

### All Trees are Budded from Bearing Fruits in My Orchard

This year we are prepaying the charges on all orders. This will help you in figuring your order. But kindly bear in mind that we can not send the large trees by parcel post anything above a three to four foot peach tree, this applies also to pear, apple, apricots, and persimmons. In the pecan the two to three foot size is about the only size that can be sent parcel post. So kindly give us your express office and if convenient to a truck line state truck line. We notify you date your order is shipped and you should also receive notice from the truck or express office when they arrive.

I am using x again this year, having omitted it for the past few due to shortage of space. xxxx means extremely hardy, xxx hardy, xx fair and x poor.

# GROWING PEACHES

It is, of course, a fact that a person can get all kinds of bulletins on peach growing from the government. These bulletins are often made up of the experience of actual peach growers. Likely I have had a little different experience to any of them. My father before me like to grow peaches. He had a place where the trees would live good for a few years and then all die. I find just such places all over the country. They are everywhere. About forty years ago I bought a new place and planted several hundred peach trees. That was before we had any kind of cars and aside from having plenty of fine peaches for home use all my fruit wasted. There was at that time a market for it; in fact, there were thousands of people in a few dozen miles doing without peaches but there was no way to get them to them except by railroad and the commission merchant. Then came the truck and the demand for peaches. True to my form, I had dug out many of my peach trees and did not have over fifty in my orchard.

It is funny to me that when things are a good price I never do have them. However, it is different this time. I have had hogs by the acres; I have had a bunch in my peach orchard and it has helped the hogs and the peaches both. I have tried the big hogs for a peach orchard but they are no good. I got a small breed of hogs and find they are just about the right size to bring the top price on the market. I have tried various times of the winter for setting peach trees. Some times you can wait until April to set but as a rule just as soon as the trees shed their leaves is the best time to set. If peach trees are dug too early in the season a big portion often die. Sometimes nurserymen have June buds, these never mature until December and if dug before then they do not grow off good and about half will die. The so-called June bud is a fine tree to set if not dug too early. A few years ago I went to Georgia to see the famous peach-growing district. I found people differed about tree setting like they do in this country. But they all seemed to agree on one thing, that is, to keep the peach trees low. The trees were set about seventeen feet apart. Then the trees were never allowed to get higher than a man could reach. The trees I saw had been cut back until the orchard was flat on top like a broom. I asked them why they did not let their trees grow like they do in Texas and the fellow said he could not gather them. Trees cut back this way become dwarfed and are short lived. About seven years is as long as a Georgia peach grower keeps a peach tree. When they begin to show signs of old age they are pulled out and new trees set. Some growers plant little trees and occasionally you find one that thinks the big tree is best to set. They figure to bring their orchards in bearing and get three or four crops. The trees I saw with peaches on them had about two bushels per tree. They are set in squares and it does not take much to work them and if they can get a dollar a tree for four years it is pretty good profit. They must think so for they told me good peach land sold for two hundred dollars per acre. I set out fifty acres of peaches eight years ago. I terraced my land putting the terraces forty-five feet apart and set the trees on top of the terraces fifteen feet apart in the row. The trees made fine growth, came into bearing quickly, but I let my trees get too high. Some of them got fifteen feet high. You can imagine what a job it was to gather peaches from such high trees. Fact is, we did not gather them all. Just too hard work to climb a ladder up to them. In future, I expect to keep them cut back and gather all peaches without ladders. The peach is about the only tree you can do this way. If you cut back an apple or pear you will not get much fruit because the cutting back causes the tree to fail.

If you are setting a home orchard you can plant your trees a long distance apart and let them

grow into large trees. A fellow can chunk the peaches out of the high trees where he aims to use them at once. But in selling peaches nothing knocks on the price like bruises. The big tales about how much a tree will bear often comes about in this way. One time I helped to gather fifteen bushels from an Elberta that did not have another tree in a hundred feet of it. The owner said if I had an acre of trees like that with about a hundred trees on it look at the peaches I would get and at a dollar per bushel it would mount to something. If he had an acre each tree would have had a lighter crop because they would be more crowded.

Peach trees like good fertile soil or to be well fertilized. Barnyard manure is good fertilizer. If your trees are growing and not bearing good try some acid phosphate around them. This will cause the fruit to be harder to kill by frost and be of higher flavor.

In using fertilizer around peach trees or any other kind of tree, it is better to put the fertilizer three or four feet from the tree and plow it under. This will cause the tree to stand the drought better; it will do the tree just as much good and, above all, if the fertilizer happens to have weed seed you will get them too close to your tree if you put the fertilizer close, and it makes the weeds mean to get rid of. Even commercial fertilizer makes the weeds grow faster and harder to get rid of if too close to your trees.


And now as to varieties, I have many varieties in my orchard, too many I sometimes think, but every time I hear of a new one I want to try it out. Over the past four or five years I believe the Hale Haven, South Haven, Yellow Hobson, Beauty, early Rose have proved to be good. Also the Elberta and Golden Jubilee, in fact, it takes them all to always have peaches year in and year out.

As to cultivation, a peach orchard responds in a great way to cultivation. With a disk harrow you can cultivate several acres of orchard in a day. If you have them set in squares there is no use for hoe hands. If they are on a terrace you may have to hoe some. But some of the new tractors have cultivators that will take care of the terraces. The fellow who has a young orchard coming on may hit it exactly right. The worst pest we have to deal with in orchards is nematodes and the best way to deal with them is to not get them on your land. It will pay any one to learn to look for nematodes and see that you do not get them. But cabbage and tomato plants have nematodes and pepper and egg plants are especially subject. If they once get on land they may stay a lifetime.



Can't Blame You Son, We Know They Are Good!

# Peaches



**BEAUTY** xxxx. This peach has had more names than any other on the market, the current one and I believe the best one so far, is Texas Beauty, and that is exactly what it is. It is not a perfect freestone until completely ripe but I am listing with freestones. Ripens in the latter part of June and will hang on the trees for days, turning red and a more brilliant color every day. Meat a deep orange, bears heavy and regular. One of the best peaches to plant for commercial use in most sections of Texas except the extreme southern part. Do not overlook the Beauty if you want a good peach.



large yellow freestone peach, gets ripe about August 15. Now claimed to be one of the Steubensrauch peaches and may be. It is very much like the Frank but a freestone.

**RED HAVEN** xxxxx. Most remarkable peach known. Ripens a month before Elberta. As large as Elberta, yellow overcovered with brilliant red. Sure bearer.

**NECTARINE**. A fuzzless peach. The trees are exactly like a peach tree, but the fruit is as smooth as a plum. The fruits are highly colored and are canned without peeling. It has a peculiar flavor and makes a fine canning fruit and nice to eat right off the tree. It is more subject to worm damage than the peach and if you are planting a small orchard and do not aim to spray go light on setting the trees. A fine market fruit. 3 to 4 foot, \$1.50 each.

**VALLIANT** xxx. Another new one. A real large, yellow freestone. Often where the trees are not

**ELBERTA** xxx. Not so hardy but a peach that is needed in every orchard. It seemed to me this year that the Elberta were the best peaches grown. Does not necessarily need describing but will say that it is a large yellow, a little oblong maybe, with red next to the seed and most delicious flavor. There are several different strains of Elberta and I believe I have as good as can be found anywhere. Sold one man 2400 trees and every one of them, so he reports, have borne good first class Elbertas. Ripe this year about the 10th of July, some years later.

**RED ELBERTA** xxx. Big freestone with all the characteristics of the regular Elberta but extremely red, turns red several days before ripe. Ripens ten days before the regular Elberta, good for eating, canning and shipping.

**TENNESSEE** or (**GATES**) Elberta xxx. This is about the same as the old style Elberta. The trees grow as well. The peaches are longer and maybe a fraction smaller. It outbears the old Elberta and is more brilliant color. Gets ripe just after regular Elberta. A real nice peach.

**NEW ELBERTA** xxx. Called a dozen different names. Some call it Texaberta, Goldberta and other names. Gets ripe just after Hale Haven and is a delicious peach. It is the same nature as Hale Haven and South Haven, is a sure bearer and a good peach. More inclined to overbear.

**ARKANSAS TRAVELER** xxxxx. We had this peach even before the Elberta was ever heard of. It is a very large brilliant red peach. Some years it will be a cling but as a rule it is a free. Too few peaches on the tree ripen at once is the only objection I have to it. It is a freestone and as large as Wheeler. Sells good.

**J. H. HALE** xx. In some sections you would be able to put four x's by the J. H. Hale, but right in this section doesn't do so well. It is probably about as well known as Elberta. One of the largest of all peaches, round yellow freestone ripening the last of July. If you are in a section where you know Hale does good then it is a dandy to plant as they are show peaches. Often bears a crop of small peaches after large ones are gone.

**SALBERTA** xxxxx. We have been listing this peach for years, but recently it has been renamed. It is a

We are offering this year for the first time three peaches especially grown for our South Texas friends.

**MELBA PEACH**—There is no better than MELBA the honey-hybrid Peach. Melba is our greatest find in an all-purpose, large, delicious honey-hybrid Peach—adapted from coast to coast. Perfect freestone, ripening here June 5. Its flavor is not equaled. Only limited quantities available, so place your order as soon as possible.

**PALLAS PEACH**—Medium sized white peach, very delicious flavor and does good in the southern part of Texas, ripe in June.

**BABCOCK PEACH**—Another south Texas peach, white medium in size good flavor and a heavy bearer, ripe in June.

Have the above three peach trees in 2 to 3 foot trees, 55 cents, 3 to 4 foot trees 75 cents.



See PEACHES Page 8



# Apricots

## Dr. Bryan

This apricot is widely gaining in favor as it is being planted over the country. Originated in Dr. Bryan's yard at Dublin, Texas, and has been bearing big crops for many years. Would not be able to say how it will react in all sections but well worth trying. Ripe in June.

Apricots are truly a wonderful fruit and should be in every orchard even though they do not bear every year. An apricot tree will do good on town lots where it is protected by so many houses during cold windy spells.

NOTE:—The last 6 or 7 years apricots have sold for seven and eight dollars per bushel basket and fifty cents per quart. Since everything has taken on a new value I look for this price to be permanent. Things have gotten so high they are now selling everything by the pound.



**Little Sam Apricot—the only true Little Sam on the Market. Accept no Substitutes**

Apricots average size, deep yellow. Bear in great clusters on the tree and have no objectionable fiber of any kind. It makes a pretty tree and worth its room for shade but will doubly repay any one with its great loads of golden fruit. Gets ripe about the middle of June. Excellent for fresh eating and canning.

## Early Golden Apricot

One of our best flavored apricots, clear yellow and a big fellow. We have neglected listing this apricot the past few years but have had so many calls for it we grew several hundred trees. One of the first apricots to ripen in the early part of June.

## Jujube

Jujube. A tall growing tree, originally from China. Fruit resembles the date. Good for preserves, pickles and the delight of children for eating fresh. Nice plant, \$1.00.

## HUNGARIAN BEST APRICOT

The scions of this apricot were brought from Hungary about twenty years ago. Likely the largest apricot tree in the world and one of the thriftiest growing trees. Proving to be as regular to bear as any peach. High colored and the finest quality. The worms bother it very little.

Picture at left shows a Hungarian apricot we sold to a customer in Colorado many years ago. Compare this tree with the windmill. It bears regular in that country apricots as large as peaches. But it is bearing many places in Texas. Fine for shade or yard tree.

## BORDER QUEEN

A pale yellow apricot, red cheek, luxuriant growth. Originated in Western Kansas.

## NEW MOORPARK

One of the largest of all apricots and the strain that I have bears good. This apricot is as large as a peach; fine quality to can. Gets ripe about June 15.

## TOLAR APRICOTS

These apricots came from Tolar, Texas, and is proving to be one of the best in my orchard, large, clear yellow and sweet, fine for eating and a heavy bearer. We sprayed our apricots this year according to schedule and we had fine fruit from every standpoint.

## PRICES ON APRICOTS

2 to 3 foot .....	\$1 00 each
3 to 4 foot .....	\$1.25 each
4 to 5 foot .....	\$1.50 each
5 to 6 foot branches .....	\$2.00 each
Bearing Size, \$3:50 Each—\$30 per 10	

# PEACHES

Continued from Page 6

★

over-loaded it will get as large as J. H. Hale. It is a show peach and at the same time a good one. LEONA xxx. Something like Elberta though the trees are dwarf. Peach large yellow freestone. Even here in Erath County many people like Leona. It does well farther south. Likely will grow farther south than any other peach.

FREDERICK xxx. Almost exactly like Frank but a freestone. Since freestone peaches are in demand you can't go wrong to plant Frederick. Bear very abundantly and on good land will pay well. Seems in some way to resist worms and other trouble. We usually save as good peaches on Frederick without spraying as any other peach with spraying. One man ordered a thousand trees.

VELETTE xxx. Early yellow freestone. Globular; good red color; good flavor. Canadian variety of the Elberta type. Ripens about six days later than Golden Jubilee. Adopted to Southern as well as Canadian Peach districts.

## FREESTONE PEACHES IN ORDER OF RIPENING:

GOLDEN JUBILEE xxx. Our first yellow freestone peach to ripen in the spring about the 20th of June. Sometimes a little different as they vary with the season. This is a truly fine peach, good bearer, extra quality, and does good in nearly all sections. Even though it is an early peach is fine for canning and comes on the market when good peaches bring a fancy price. A four x peach no doubt.

SOUTH HAVEN xxx. Begins to ripen about June 15. Finest peach we have that season. Big as Elberta, but golden yellow entirely to the seed. Freestone and does not change color in deep freezer. Makes about the prettiest fruit of all peaches. Seldom fails to win all prizes where canned fruit is shown. The tree is a big thrifty grower, looks like an Elberta tree. It is long lived and can be cut back to keep it near the ground without injuring the tree. When they first brought this peach out they said it would stand more cold than most any other peach. I find this is so. I set 500 of these trees in my orchard ten years ago. If I were setting another big orchard I would likely set more South Haven. There is a mixup about this. Some call it Texarberta, New Elberta and other names. We do not have it mixed this way. We were the first in the country to get this peach and if you want the genuine order them from Fitzgerald

HALE HAVEN xxx. A few days later than South Haven, more round and not quite so yellow all through. Many big orchards of this peach are being planted. It hauls good, keeps good and sells good. It cans good, bears good and is one of our very best.

CUMBERLAND xxx. A big creamy white freestone that begins to ripen about June 1. The finest peach of that season. Has one drawback: Will not haul as well as Wheeler. Larger than Wheeler and the best tasting peach you ever saw in your life. It is hardy, seems to be as hardy as South Haven. Here is a peach that no matter what you are setting you need one or two in your orchard for home use. It is also fine to put in your deep freezer and nothing finer for ice cream. I hope I am not too enthusiastic about my peaches. The folks here say I have so many favorites they do not know which I like best. They say I am in love with the one that is ripening right then. That is so but I know there is nothing better than this peach when it is ripe. It is very large.

WHITE HOBSON CLING xxx. The White Hobson is a peach that can be easily distinguished in any orchard by its delightful odor. Truly the rose among peaches. If you have a tree of ripe Hobson in your orchard you can catch the scent for a hundred yards or more. A big white cling with a red cheek and red next to the seed. Ripe around the first of July. A wonderful peach to plant.

FRANK xxx. Yellow cling peach. Gets ripe about two weeks after Elberta. Does extra well on deep soil. Brilliant color and sells well. The Frank has been highly advertised, and thousands sold.

CLINGSTONE PEACHES IN ORDER OF RIPENING  
MAYFLOWER xxx. One of the earliest of all ripening peaches and good to have in your orchard for eating fresh and pies. Medium sized red peach, ripens about the 20th of May.

EARLY ROSE xxx. The Early Rose Peach is more widely discussed than any other peach. Some people would not give them room in their orchard, others claim them to be their best paying peach. Personally, I think on good deep sand year after year they are as good paying peach as any as they will bear so many years that others all fail. They are inclined to overbear but if thinned make good fruit. Medium red peach, hauls good, and good for canning. Ripens early first of June. A good one to try if you have good soil.

INDIAN xx. We do not need to describe the Indian peach. However, the one we have is a large white with red stripes and red meat. Not to be planted for commercial purposes. Ripens last of July and first of August.

SURPRISE xxx. A large white with a red cheek. I have known the Surprise peach to hang on the trees until a freeze came. Usually starts coloring up in October. A good peach.

EARLY WHEELER xxx. A peach that is making plenty of money for planters all over the country. It is a large clingstone, poor quality. I can't see why they sell but they do. It is a beauty in a basket and will carry long distances. Early Wheeler peaches brought four and five dollars per bushel this season, sold to truckers. Likely they retailed at ten dollars per bushel. I have two hundred and fifty trees in my orchard, they averaged about a half bushel to the tree. The space where I have them is too poor to grow good Wheelers. On good land it ought to make two bushels to the tree. Frost seldom gets its. Gets ripe in June. We have the best bearing strain.

GOLDEN GEM xxx. A peach with no comparison, big yellow clingstone that ripens the middle of August. So sweet can be canned without sugar. Hauls well and if you ever sell any you will always have calls for them as they are a blue ribbon peach in every respect.

ELBERTA CLING xxx. The name Elberta just naturally sells anything but this peach can do justice to its name as it will never let you down. Very large, brilliant yellow and red. One of the very finest of clingstone peaches, ripens the middle of August, sometimes earlier. Ripening periods of all fruits vary with the season, this year I believe everything was at least two weeks early.

YELLOW HOBSON CLING xxx. My yellow Hobson is one of the most outstanding peaches, ripens the last of June and first of July. A beautiful clear yellow with a red cheek and red next to the seed. Sweet and very prolific, be sure to include one at least for home orchards.

I have probably a hundred different varieties of peaches but I find we have to always go back to such old standbys as the Early Rose, Early Wheeler, South Haven, Hale Haven, Fairs Beauty, Elberta, Golden Gem, Sabberta and for late ripening Surprise. Oh, yes, I was about to omit one of our best, Golden Jubilee. Sells good on either local or long distance markets. I also have the Elberta Cling and proving to be very good cling peach to follow up the regular Elberta. I find anything with the name Elberta to it will sell. It is just like Fords, the only peach every one knows. I am using x again this year, having omitted it for the past few years due to shortage of space. xxx means extremely hardy, xxx hardy, xx fair and x poor.

## PRICES ON PEACH TREES

1 to 2 foot,	40c each,	\$35.00 per 100
2 to 3 foot,	55c each,	\$50.00 per 100
3 to 4 foot,	75c each,	\$70.00 per 100
4 to 5 foot,	\$1.00 each,	\$90.00 per 100
5 to 6 foot,	\$1.50 each,	\$135.00 per 100
Bearing size,	\$3.50 each,	\$30.00 per 10

# GROWING APRICOTS and PLUMS

The two fruits require about the same cultivation as peaches except that they can not be cut back like peaches. They will grow on thinner soil than peaches and the apricots like the south side of a hill or building. When I was in Colorado a few years ago I found great apricot orchards planted south of mountains. The apricot does not make any tap root but grows right on top of the ground. For this reason, it is hard to cultivate them shallow enough. This caused the idea that they will grow better in a yard than any where else but they will make large trees out in the field if cultivated real shallow. The plums are hardier than apricots and can stand a little deeper cultivation. The trees should be set twenty feet apart for the plums and about twenty-five for the apricots. I get a great many letters from people stating that they have apricot trees fifteen years old that have never borne a crop. I once had about fifty trees that did this very thing. They were trees entirely unsuited for our Southern climate. The buds on such trees are tender and often killed in the winter time so the tree never even blooms. If the tree is not desirable for shade such trees should be dug up for they never will bear.

During the last few years we have found apricots that are reasonably sure bearers here in the South. As to plums it seems we have some well established varieties that will bear and unless a man has time to experiment he had best set these varieties. A few years ago in some way the Burbank plums all over the country got the canker and quit bearing but for the last ten years it has been a good bearer and is fine for market. The America is about our next best and Bruce runs them a race every year. The Hanska for late is fine and for the latest the Supreme. Out in West Texas they still set a lot of Golden Beauty and August Red. Forty years ago we had a plum called

Gold that would bear in great loads. What happened that this tree does not do well any more I can not tell, but I have not had a real crop of Gold now in five years. Years ago it was one of the finest in the orchard. The Sapa plum out-bears them all and if it was good for market it would be one of the greatest. There is not a better cooking fruit known than the Sapa plum but it does not look good enough to sell in competition with such kinds as Bruce. Where a market is established for Sapa it is simply fine. The Munson is too soft to haul to market and one much whooped now called Elephant Heart is simply not worth its room and this holds good with all the red leaved kinds though there are about a dozen of them sold. The old Wild-goose, a variety we had when we were boys, is still good to have in thickets. The Endicott and Black Beauty are good though the trees never have been set much in the South.

I have had Nona, Excelsior and McCartney plums in my orchard a long time and never did get much of a crop. This must be too far North for them. The market for plums is more limited than the market for peaches. They are mostly used for jelly and preserves and it does not take so many to supply the demand. But when it comes to apricots, I defy anyone to produce a better tasting fruit than the apricots we can grow here in Texas. I doubt that the market will be supplied with them. One trouble with apricots they begin to get ripe before people are expecting fruit and right at first do not sell so well but there is a demand at the wind up. They usually bring three dollars per bushel in bushel baskets and in gallon baskets may bring as high as fifty cents per basket. The worst enemy to both fruits is the Curculio and to combat this pest requires careful spraying but Curculio is only bad about one year in ten.

# Plums

## Shiro XXX

Many years ago a fellow had a description of Shiro in his catalog. I thought it was overrated. I do not think so now. Shiro trees often grow off slow. They seem to have all their trouble when they are young. Then they grow into big trees. Get to bearing five or six bushels to the trees. The plums are yellow and when ripe they are so clear you can almost see the seed. They are very delicious. Some say better than apricots. They are good for local market but do not haul well.

## Sapa XXXX

A hardy variety of plum originated by Professor Hansen in North Dakota. Adapted to the northern plains but reports show that it is doing good everywhere planted except in the extreme south. Doesn't make a large tree, rather scrubby but bears abundantly and makes the most delicious of all pies and jellies. Around Snyder when plums are mentioned it is Sapa. A deep red with red meat, medium sized and extra quality. Ripens in June.

## Bruce XXXX

The Bruce plum is probably one of the most widely advertised plums on the market. The past spring when we were having so much hail around over the country, one storm wiped out the Bruce plum crop around Grapeland with an estimated damage of ten thousand dollars alone to the Bruce plums.

If handled in the proper way the Bruce can be shipped all over the country. They gather them when they turn white and then by the time they reach their destination they are a bright red and a delight to the buyer.

This plum is doing well every where planted. A hardy vigorous growing tree resembling the old time thicklet plum in growth. Ripens in the last of May and first of June, ripening dates vary with the season. Don't overlook the Bruce plum as it is always in demand with or without sugar.



## Thicket Plums

The old fashioned yellow and red thicklet plums make a good place for chickens and also fine for jelly and preserves. Four trees \$2.00.



## Aug Red xxx

I have a limited number of these trees, medium sized red plum ripening in August. These are hardy and do good on the plains and in New Mexico.

## Methley XXX

This might be termed a southern plum as it is in great demand for southern planting. A wonderful plum for eating fresh and one that is always sure to be a delight to the orchardist. A purple plum with pink meat and a delicious flavor. Trees not so healthy is the only objection that can be found with it. Medium to large in size. Ripens in June.

## Supreme XXXX

Large heart shaped plum that gets ripe in July. A pretty red plum, firm and good plum for hauling. Trees vigorous and the plums are not easily blown off the tree. Bears heavy and is one of best late plums for market. Seems to do well in all climates.

## America XXXX

One of our very best. The trees are good growers, come into bearing promptly, bear regular. Large yellow until ripe then they turn red. Fine for preserves. Large orchards of this have been planted, these have in a way been neglected and people will have to start over again. Four-year-old Americas have borne two bushels to the tree or run two hundred bushels to acre. You might have something of real value to plant an acre of America plums.

## Compass Cherry Plum xxxx

I will only have small trees of the Compass but if you know this plum and want one or two for home planting can furnish in two to three foot trees.

★

See PLUMS Page 13

# Pears

**DOUGLAS xxxx.** The Douglas pear will sometimes bear the next year after being set. A medium sized pear, quality good and in some sections the only pear planted. Trees do not get extra large as they over bear, making them rather slow in gaining any size. A good pear to plant as it never blights.

**GARBER xxxx.** I know Garber trees within a mile of my home that were planted some 40 years ago. They are still bearing and doing good. Pears large, rather short or nearly round, good flavor, very sweet and juicy. The fruit is a clear green until it has hung on the trees a good while then begins to yellow up. Pears good to eat fresh. Ripe in August.



**LINCOLN xxxx.** This is one pear that in my opinion is going to gain public favor in the coming years. A big green and yellow pear that is ripening now in August and today one of my men brought in as fine a bushel of Lincoln pears as I have ever seen. Good for eating fresh off of the tree. Heavy bearing, trees healthy late blooming. Don't neglect to plant a Lincoln pear for fresh pears in the summer time. Extra fine to can.

**BARTLETT xx.** In our section the Bartlett pears are inclined to blight, west of us they do good. It is the only pear that probably everyone knows. Where it does good they are fine.

**PINEAPPLE xx.** This pear does not do good north of San Antonio so I do not recommend planting it unless you live along the coast. A very large pear and good quality.

**DUCHESS D'ANGOULEME.** Very large fall pear. The trees are dwarf and should be planted four inches deeper than they come out of the nursery. Comes into bearing early and does not blight. Blooms out very late.

**LE CONTE OR BELL PEAR.** Sixty years ago my father planted a bell pear tree. A few years later they changed the name to Le Conte though Bell would have suited it better for they are bell shaped and perfect. They are beautiful fruits and when ripe are very excellent, they can as good as Bartlett. The trees are vigorous growers and in all



the 60 years since my father planted the tree I have never seen one have a particle of blight. Ripens in August.

**BOSC.** I have had this pear in my orchard for twenty five years. A fair bearer, the trees do not grow so very well. The pears are real good to eat and can right off the tree. The leading pear of the north west.

**POUND.** A very large pear that is often grown to show at fairs. Likely the oldest variety of pear in the whole world. It is claimed that they had this variety of pears when Christ was on earth. A good fruit for preserving and baking. Mealy and fairly good when ripe. Trees inclined to over-bear.

## KEIFFER

**xxxx.** For commercial planting the Keiffer has no comparison. Trees bear young, bear heavy crops, fruit large if trees are properly, taken care of. Good to haul any distance and if stored and ripened out they have no equal for eating fresh. Will hang on the trees for weeks so you do not have to rush with your gathering. Also ripens at a time when little fruit is on the market. For profit plant Keiffer.

**ORIENT.** This is the first year I have grown the Orient pear but it is showing up extremely well.

The trees are very similar to the Keiffer, vigorous growing and beautiful. The pears are large and get extremely yellow when ripe. This pear is outstanding at all experiment stations at this time. Blight proof so far I can make these trees at same price as others as they have proved to be so easily grown.

**SMITH HYBRID.** I set two trees of this forty years ago. They are still growing and bearing. Seems they will be good for another forty years. A light bearer of very large and very beautiful pears. The fruit is excellent quality right off the trees. And fine for canning.

**BALDWIN.** About like Smith Hybrid except bears abundantly. Quality as fine as a fruit can be. Fine for canning. If you want a pear you can go to your orchard and eat right off the tree plant a few Baldwins.

**PATTEN.** This pear originated in Minnesota. Stand cold and does not blight. Pears are large and shaped as pear shaped as possible. Store the pears in a cool place to ripen and you have a pear equal to any that can be found.

**ESPALIER PEAR TREES.** Most remarkable pear tree. Can be trailed up on a wall like a vine or if set out in the open will grow into a fine tree. Blooms out late and never caught by frost. Pears are as fine as can be grown and the trees never blight. When we send the trees to you they are extremely crooked. Surprise your friends and grow pears on a wall or trellis, or in tree form.

**RICHARD PETERS PEAR.** A new pear brought out by the Arkansas Experiment Station and proving to be a good one. Trees are vigorous growing and pears are large and blight resistant.

#### PRICE ON PEARS

1 to 2 foot	40 cents	\$35.00 per 100
2 to 3 foot	50 cents	45.00 per 100
3 to 4 foot	60 cents	50.00 per 100
4 to 5 foot	75 cents	70.00 per 100
5 to 6 foot	\$1.00	90.00 per 100
Large Branched	\$2.00	

## Quince

A fruit that dates back to the ancients, probably 2,000 years. Makes a small growing tree and the limbs come out near the ground. Quinces can be grown any place pears will grow. The fruits are large yellow when ripe. A very beautiful and attractive fruit, and brings the highest price on the market. Makes the best preserves and good for baking like apples. Many nurseries report sold out of Quince trees.

2 to 3 foot, each	\$ .75
3 to 4 foot, each	\$1.25

## Pear Collection

Ten big pear trees sent prepaid to your door for only \$7.00. These will all run five feet high and some of them will be branched.

- 3 Keiffer, 5 foot, the pear for every orchard.
- 2 Garber, 5 foot, a good pear for all purposes.
- 1 Leconte, 5 foot, a pear that equals any Bartlett.
- 1 Orient, 5 foot, a pear gaining favor everywhere.
- 1 Douglas, 5 foot, plant these and have pears next year.
- 1 Richard Peters, 5 foot, the new pear that is a dandy.
- 1 Pattern, 5 foot, the pear of quality.

These will have to be sent by express. Remember always give shipping instructions in every order and give express office. We are limited on mail bundles as to size.

**ROOT STOCK.** My pear trees are all budded on the Calleryanna root system and it is proving to be the fastest growing and hardiest of all seedling pears.

There is one thing I can't get over it seems, since money has gotten so cheap. Ten years ago we were pretty well satisfied to get a dollar a bushel for peaches now we get \$5.00 for the same peach. We used to think we were all right if our orchard paid one hundred per acre. Now the same orchard will often bring three hundred per acre. Some claim seven hundred.

Ten years ago our apricots sold for three dollars a bushel. Now we get eight for them. Blackberries sold at twenty-five cents a gallon, last season they were one dollar per gallon or often 25c per pint. Everything else is the same way. Seven years ago an orchard in my neighborhood sold for five thousand dollars. Last year the new owner sold twenty thousand dollars worth of peaches from it. He just don't want to sell the orchard.

Kindly do not ask your order be sent C.O.D. as charges are completely out of line and causes extra work and probably as much as a dollar extra cost in some cases.

If you visit my place you will find first that I have a place about a mile north of the court house in Stephenville where I keep in stock practically all items I list. Then if you prefer come on out to the main nursery seven miles southwest of Stephenville. My men in town will direct you out. We are always glad to have visitors.

If you order from us and for any reason your order does not come up to expectations or if there is any shortage kindly write us within ten days and we will make adjustments to satisfy you.

## PLUMS

Continued from Page 10



### Hanska XXXX

A plum that has the most distinctive of flavors. Sweet yet has plenty of acid for jellies and preserves. Trees tall growing, fruit red with tiny white spots, hardy and seldom misses a crop. Good for market and local trade as they are late and hold up well, about the first of July.

### Endicott XXX

One of the fastest growing plum trees we grow makes a large upright tree and fruit is delicious. Plums are large yellow turning red when completely ripe. Will compete in flavor and size with any fruit on the market. A good tree to plant as they grow on any soil. Ripe around 10th of June. During the last few years it has been impossible to get sugar and the plum market has gone begging. Now since we will be able to get sugar is the best time of all to plant plums for market. We have some varieties that are simply fine to eat off the trees, Shiro is sweet as honey and so is Methley. I doubt there is a fruit on earth better flavored than ripe Hanska plums. You had better consider planting a plum orchard now. There will be a market for them as never before.

### Bartlett Plum XXX

Called Bartlett plum because they said it had the flavor of the Bartlett pear, though I think it is more banana flavored. It is a sure bearer, average size and has a very delightful flavor. Some people like it better than any other fruit. The trees grow upright, the plums are red and clear seeded.

### Santa Rosa Plum

One of the largest plums grown, large red meaty plums. Does extremely well near the coast and also doing good in this section. It is one plum that I am always getting samples of as it is a beauty.

### Burbank XXX

About the largest plum we grow that bears heavy crops of fruit. A big purplish red with yellow meat fruit grows all up and down the limbs. Trees do not grow extra tall as after they start bearing the fruit weights them down and causes the limbs to droop. A good plum to plant both for home use and market as it holds up good and is rice and showy. Ripe about June the 15th.

### Waneta XXXX

My daughter and I had rather a disagreement at plum ripening season this year as to which of the two were the better plum to eat, the Waneta or Hanska. I preferred the Hanska, she the Waneta as it had more acid. The Waneta makes a tall growing tree, fruit a brilliant red and meaty. They ripened late this year, around the fourth of July. A good plum to plant in Oklahoma and North Texas.

#### Prices on Plum Trees

- 1 to 2 ft., 40c ea., 100 for \$35.00
- 2 to 3 ft., 55c ea., 100 for \$50.00
- 3 to 4 ft., 75c ea., 100 for \$70.00
- 4 to 5 ft., 95c ea., 100 for \$99.00
- 5 to 6 ft., branched, ea., \$ 1.35

Bearing Size

\$3.50 Each—\$30 per 10

## HORTICULTURAL BOOKS TO HELP YOU

### COMMERCIAL APPLE INDUSTRY OF NORTH AMERICA

By J. C. Folger and S. M. Thomson. A comprehensive treatment is given all phases of apple growing from planting an orchard to the marketing of the fruit. Illustrated. \$3.75

### PEACH GROWING

By H. P. Gould. Here is a history of the peach in the U. S. and the development and extent of the commercial industry. Illustrated \$3.00

### THE PEAR AND ITS CULTURE

By H. B. Tukey. This book brings together in compact form the latest and best information about the pear. For the amateur and the home gardener. \$1.50

### THE NURSERY MANUAL

By L. H. Bailey. Indispensable to everyone who propagates plants. Contains an alphabetical list of plants with full indications under each for propagation, whether by seeds, layerings, cuttings, buds or grafts. Gives an invaluable account of the main insects and diseases and how to control them. 240 illustrations, 456 pages; 5½x7½ inches. \$4.00

### PROPAGATION OF PLANTS

By M. G. Kains and L. M. McQuestion (Revised). A complete guide for professional and amateur growers of plants by seeds, layers, grafting and budding, with chapters on nursery and greenhouse management. \$4.00

### NUT GROWERS HANDBOOK

By Carroll D. Bush. A practical guide to the successful propagation, planting, cultivation, harvesting and marketing of nuts. \$2.00

### WINE MAKERS MANUAL

By P. Boswell. A guide for the home wine maker and the small winery. \$1.75

### TESTIMONIAL

Knapp, Texas,  
February 11, 1949.

Fitzgerald Nursery,  
Stephenville, Texas.

Sirs:

I received the 2 Shiro plum trees all right. Many thanks.

When we think of good trees and fair, honest dealing, we always think of Fitzgerald Nursery.

As ever,  
The Davis Bunch  
by Marshall G. Davis



# Figs

son fig is a very profitable fruit and so easy to grow that every one can have all the figs he wants. Be sure and do not give them too much water or fertilizer as this makes them grow branches instead of fruit. Originated in Tarrant County but widely planted and doing good in all sections at this time.

## CELESTE

A very hardy fig. Stands lots of cold. One of the first figs to be planted in the South. Fruit medium size.

## BROWN TURKEY

Fruit is brown, almost black and very sweet. Will stand near zero weather. Doesn't bear on first year shoots like the Harrison.

## MAGNOLIA

A large straw colored fig and very profitable. Rapid growing and the leaves are forked. New set plants will bear the first year.

## STRAWBERRY FIG

The figs are deep green when ripe, thus fooling the birds. It is a surprise to anyone who opens one of these figs for the inside is brilliant red. Seems to hide all its beauty from the world. The plants are vigorous growers, good bearers and are especially recommended for South Texas. The quality the very finest.

## PRICE ON FIGS

### PREPAID

2 to 3 foot 80c

3 to 4 foot \$1.00

## HARRISON—Also Called Everbearing

I wish that everyone could have seen the early crop of Harrison figs. My bushes did not get killed down last winter and started setting figs before they did leaves when spring came. About the first of June we began gathering ripe figs any of them as large as peaches and would get a bushel of ripe ones about every third bush. The Harrison fig even though killed down during the winter puts up growth and makes figs that coming year but they are usually late in ripening, about the middle of August. Mine are now covered with another crop and beginning to ripen. The Harri-

# Cherries

**SWEET CHERRY.** I do not know just what particular variety of sweet cherry this is but it is the only sweet cherry I have found that will bear in this section. Makes a hardy tree and comes into bearing early.

**NEW CENTURY xxx.** Nearly black, fair quality, productive.

**EARLY RICHMOND,** Medium, dark red, juicy, acid. A good bearer.

**ENGLISH MORELLO.** Fair size Blackish red. Juicy. Good.

**MONTMORENSY.** Large red, productive. Later than Richmond. A fine cherry to plant.

**WRAGG.** Hardy vigorous and productive. Dark red. Proving to be a good bearer here where we thought we would never grow cherries.

## PRICE ON CHERRIES

### PREPAID

2 to 3 foot \$1.50

3 to 4 foot \$2.00



## Hansen Bush Cherries

Price, 30c each or \$2.50 per dozen. A very popular fruit among the Indians of South Dakota.

The little trees bear the second year set. A tree two feet high will be loaded with fruit. The cherries are a little larger than the ordinary cherry and make the very best sauce and pies and we like them right off the plants. Some of them will be yellow but even from the seed they are all good. Plant them along a fence or in any small place. Stand frost and drouth likely better than any other fruit. Originated in the deserts of South Dakota.

**CROTALARIA**—Great soil building plant and recognized by the Government. Planted in Early Spring will get six feet high. Can be sowed at last plowing of corn. Has increased corn yield ten bushels per acre. Nothing eats the plant, therefore only good as leguminous soil builder. Pound 50; 10 Pounds \$3.50.

**WE PREPAY CHARGES ON ALL ORDERS, BUT BE SURE TO GIVE YOUR EXPRESS OFFICE OR TRUCK LINE, WHICHEVER IS THE MORE CONVENIENT TO YOU. WE ARE LIMITED ON SIZE OF MAIL BUNDLES.**





Found and Introduced by J. E. FITZGERALD

To my way of thinking the best berry so far found has been renamed many times. A rather round berry, firm, and the vines are very productive. So far has done well everywhere planted. If you want a first class berry, plant Early Wonder.

When I was a very small boy we lived near a large patch of wild black berries. The neighbors would come for miles to pick these berries. Some years turkeys would take to them. Turkeys were only worth twenty-five cents each then, but they could eat a crop of wild berries. There were some kinds that were extra fine. A man named Kelly marked these fine kinds and that winter took them up and carried them home. He set several nice rows of them. Strange to say this berry was self pollinating. As a rule you can dig wild berries and set them out in the field and they will not bear, because you did not get the pollinating berry that went with them.

The land was new then and Mr. Kelly soon had the finest berry patch that was ever seen. I feel sure he had plants that bore five gallons to the plant. The berries were large, almost seedless or not enough seed to bother and also almost thornless. This berry would have delighted any great plant breeder. Neighbors from around about went to the Kelly home to pick berries. They picked them and then paid Mr. Kelly five cents per gallon. He would get twenty-five dollars per year for his berry crop and that was a small fortune back in those times when you could buy forty pounds of Y. C. sugar for a dollar. Mr. Kelly sold his place and has long since passed away. I finally

bought the place and found there was such a demand for the berry plant I changed the name to Early Wonder. I have sent these plants all over America and to Old Mexico, Palestine, and other countries. They have proved a success wherever planted. Often plants set in the winter will bear in the fall and the end of the plants will root like a dew berry. Every fellow who gets it claims something wonderful for it and usually changes the name. I have tried many other berries but I believe it is the best black berry ever found. It is a few days later than McDonald but will pollinate McDonald if it is planted in alternate rows with the McDonald.

It will run flat on the ground the first year set giving one the impression he has set out dew berries. Then the second year it gets up off the ground and if given half a chance will delight you. It is as large as the Austin dew berry but not acid like dew berries. It must be gathered a little green to make jelly unless some kind of jelly material is added. If you are planting just one berry you will be safe to plant Early Wonder. We plant McDonald in order to have the earliest berries on the market and then comes Early Wonder. One of my customers planted twenty acres of these berries. He lives between Fort Worth and Dallas in reach of a million customers.

### McDONALD BERRY

One of the oldest berries, medium sized, firm long berry and grows in clusters. Will not bear planted alone, and so far the Early Wonder has been the best pollinator for the McDonald in my patch. If you have berry vines that have been failing and what berries they did have were just a seed or two, you have McDonald and they need something for pollination.

### HAUPT BERRY

Makes an immense vine and I think it is the finest tasting berry on the place. A bowl of them with a little sugar and cream is hard to beat. The vine will often bear two gallons of berries in a season but they are very thorny. Good things are often well guarded. For best results should be grown near some other berry blooming at the same time.

### ALFRED BERRY

A very late berry that bears abundantly large fine berries. If you want a real fine late berry here it is. Gets ripe in July. Described as an early berry in north.

### AULO OR YOUNGBERRY

A cross between the Logan and Austin berry. A large berry, well flavored and makes a hardy vine. Ripes a few days before the Boysen.

### AUSTIN BERRY

A very large blackberry, shiny and attractive when boxed. The plants are vigorous and very productive. Do not overlook the Austin to furnish a longer berry period.

### BOYSENBERRY

A big luscious berry. A few days later than the Young; sells good on the market. Price on Boysenberry 20 cents each, \$2.00 per 12, \$10.00 per 100.

### BRAINERD BERRY

The vines are thrifty growers, thorny, the berry is good quality. Should be set near Alfred, then it will bear big crop. Ripe in July.

PRICES ON ALL BERRIES (except Boysenberry)  
20c each—\$1.50 per 12  
\$7.50 per 100

# MULBERRIES

Fine for the Chicken Yard

## Mulberry Prices

3 to 4 foot, each \$1.00  
4 to 5 foot, each \$1.25

## THE HICKS (Everbearing)

Bears for four months through the spring and late into the summer. The trees will grow into great size. The mulberries are large and good quality.

## THE NEW AMERICAN MULBERRY

Real early. Often ripe by the fifteenth of April. Tastes extra. Bears for six weeks.

**MULBERRIES**—You likely never thought of it but the mulberry is one of the most important trees on earth. At no distant date great orchards of mulberries may be planted for growing silk. The leaves make very excellent cattle feed and every mulberry leaf is saved in some countries. Every farmer needs at least half a dozen mulberry trees. With a little pectin, the berries make very fine jelly, and they are being mixed with blackberries for pie filling. The trees should be set about thirty feet apart and the stock kept away until they have grown higher than the stock can reach. This season our Hicks mulberry trees ripened berries for at least three months. It is not known but they make fine chicken and hog feed, and our turkeys and geese simply grew up under the trees. We have planted two hundred of these trees out in an orchard. We expect them to almost feed a flock of turkeys for at least three months. And the ones in the hog pasture will keep the hogs from trying to get out. The seedling trees only bear a short time. The budded trees bear bushels of fruit for many weeks. If you are planting for the fruit, plant the budded tree by all means.



I wrote the above article on mulberries several years ago. Since then they are growing millions of silkworms within an hour's driving distance of my home and are advocating planting mulberry trees as this is the only food silkworms eat; the leaves from mulberries. My wife grew a number of them the past summer and fed them on the leaves from mulberries planted over my place with good success. We are going to watch this new enterprise in Texas.

## ELDER

**ELDER.** Famous for elderberry wine in the north. Grows well in the south but prefers a damp place. A low growing shrub or bush that has great bunches of white flowers in the early spring. Suckers come up from the roots making it a good plant to stop ditches. Some use on tank dam to keep the dams from eroding back into the tanks. Price plants 50c each.

# Strawberry Plants



## Blakemore Strawberry

This is one of our best berry plants. Highly colored, excellent flavor and vigorous. A good berry to plant.

## Improved Klondike

This berry is planted more in the southwest than any other and truly a fine berry. Big, well flavored and good color.

Price of plants, 25 for \$1.00, 50 for \$1.75, 100 for \$2.50.

No fruit grower ever comes to the Nursery that I fail to ask him what kind of fruit pay him best. I also visit many orchards through the season and have hundreds of samples sent from all over the country. In addition to this I have my orchard here and ought to know what pays best. I am always glad to tell my friends what I have learned in forty years of fruit growing. When a man's meals depend on his fruit crop you may rest assured he will find out the best kinds.

I have a brief sketch of the leading fruit growers almost back as far as Adam. Fruit growing is interesting, you can look forward to things to come. Not only this the average age of fruit growers is very long. I find in the East I have that the most of them lived past eighty. A fruit grower is always interested in his work. He never wants to retire. It is the most fascinating occupation in the world. Not only this there may be other reasons why fruit growing causes people to live to be old. The juice of the fruit tends to neutralize the lime that collects in our bodies. It just simply make us stay young longer. The Chinese have a saying that a woman will never grow old as long as the peaches hold out. A visitor says he always gets better with his arthritis the day the early peaches get ripe and continues better until the last apple is picked.

# GROWING BERRIES

During the last few days at least two parties have written and asked the best way to grow blackberries and dewberries.

I have been growing these berries now for many years and some years they are one of the most profitable crops. They are like every thing else. Some years there is a good demand for them. I can not figure this out unless, as often happens, a few people have a back yard patch and begin to sell them too cheap. Last season one man near a town had three or four rows. His kids and wife picked them and sold them at fifteen cents per gallon. That almost ruined the price until later in the season. My berries were a little late and the price finally got up to thirty-five cents per gallon and we could not supply the demand. If there are a lot of early berries around town you are lucky to have a late patch, for there is seldom enough of this fruit grown to satisfy the demand. Blackberries are one of the easiest fruits grown, you can find kinds that suit all kinds of soil and climates. We have the Haupt that does well in South Texas and it also seems the Young and Boysen do well far South. The Austin thornless dewberry will likely make more than any other berry but they should be set about a foot apart and the rows four feet apart. If the land is sandy they have to be mulched to keep them off the ground, but they have no thorns and that makes them easily gathered. The Thorny Austin makes a big vine and not so inclined to get sandy. I find the Early Wonder blackberry is about the only one recommended in Oklahoma. And it is fine everywhere. It originated here on my place, but it has been sold under more different names than any other berry on earth. It is called Dew Black, Ozark Wonder, Arkansas Beauty and many other names. But all these aliases do not make it a bad fruit though some of them do not fit it.

Berries like all other fruit act better if you treat them good. Give them good rich deep moist soil and they will certainly produce the fruit. However, some people plant them on poor soil, then fertilize them to build up the soil. Such kinds as Early Wonder should be planted in rows say nine feet apart and the plants two feet apart in the rows. I recommend nine feet because lots of people have tractors and disk harrows and they can go between the rows with the disk harrow, making them easier to cultivate. I saw a man who had two rows on the way to his field. In this way he can go between the rows and keep them well cultivated and not miss the time. If you have good soil an upright berry like Early Wonder can be planted nine feet each way and this will reduce the cost of cultivation a great deal. However, the first year the Early Wonder runs on the ground and looks exactly like a dewberry. The vines that come out the second year are upright and

keep the berries well off the ground. There are a dozen ways to set the plants. If we are in a hurry we often take a spade and stick it in the ground, then the operator pulls the handle towards him and lets some one set the plant in the place made by the spade. The plant should be set so the top part is a little under the ground. The plant when it is dug is usually cut off about an inch or two above the ground. The plant will dry out if the cut part is exposed to the air. I often plow a furrow about three or four inches deep and drop the plants in the furrow and cover them entirely up so all parts of the plant will be at least three inches deep. If the soil is dry it is a good idea to tramp it a little. They will come up to a perfect stand if this planting is done just right and I believe will grow off better.

They are cultivated about like you would cotton though cultivate the first year until nearly frost. If you have barn yard manure it will help them.

After your berry patch is set if they are far enough apart in the late spring it is a good plan to plant strong growing peas between them. Say the clay of whipporwill pea. If peas are fertilized it will help your berry patch. Acid phosphate is likely as good a fertilizer as you can use under the peas and the peas will gather nitrogen and make your berries grow better. If the land is sandy the pea vines will keep the sand from blowing. This year we not only planted peas between the rows, but we planted peas between the plants in the row. A dry year this would have a tendency to stunt the berry plants but it has rained all the year and is raining at this very minute. The pea plants will prove very valuable as a mulch next spring. I have planted cotton between the rows then in the spring let the old cotton plants stand to knock off the high winds. And say, what has become of those highwinds? We have not had them now for two years. We also have not had the old blue whistling northerns we had forty years ago. All of which proves even climates change.

It is owing to how much time you have as to whether you trellis your berries or not. If you have an acre or two and want to go to extra pains to cultivate and take care of your dewberries then trellis them. Any kind of cheap wire will do and the trellis does not have to be over two feet high. There is no use trellising a berry like Early Wonder. It will stand up alone, but it will pay to trellis the Austin and Young, Boysen and Riverside. The Riverside is a rather new dewberry and the biggest of all dewberries. It is a very productive berry and the seeds are very large. I thought these large seeds would be bad for them but my customers say the seeds are easily gotten out and it makes very fine jam.



CARMAN

### THE CARMAN GRAPE

Vines very thrifty; infact, just hardy as vines can be. The grapes are large, black and thick on the cluster. A cluster of these is nearly as solid as a ball. Bears from one to two bushels per vine and the best eating grape I have ever seen. If you have been planting grapes that would not sell, plant some Carman. They out sell anything else on the market.

### CHAMPANEL GRAPE

Large, black, very popular. Grows on any kind of soil, either sand or blackland. A cross between the Concord and Champini, giving it the highest vitality of all grapes. Good to graft other grapes on. Good quality when well ripened and fine for juice and wine.

### CONCORD GRAPE

This grape is proving a better grape for the South than I thought it would. It gets ripe very late, though there will be a few black grapes on a bunch by July 1. Really ripe from August 15 until September. Large black, thick hull.

### MOORES EARLY GRAPE

One of the very earliest of all black grapes. Medium to large. Good quality and a wonderful bearer.

### MUSCADINE GRAPES

We have the yellow muscadine or scuppernong, then we have the Thomas and Hunt black muscadines. This type of grape bears very large berries with only a few in a bunch. It prolongs the grape season. Since they now claim cancer can be cured with a grape diet, I look far the demand for grapes to increase. This type of grape requires very deep moist soil. It makes a big vine with no pruning required. \$1.50 each.

# Grapes

## BETA

Black, early medium size. Came from the north but proving very fine in Texas. Hardy and prolific.

## BLACK SPANISH

Medium size, at home all over the south. Considered by all the best for wine, juice or jelly. Little sour for fresh eating.

## BIG EXTRA

An extra large black grape, very prolific. Bears in large bunches, taking prizes at fairs wherever shown.

## NIAGARA

One of our best grapes. Big, white, with a delicious flavor. I saw Niagara grapes grown in this section this year that would compete with any California-grown grape.

## PRICES ON GRAPES

One year field grown, each 30c  
Two year field grown, each 50c



MUSCADINE

There are many books written on grape culture. For this reason, we are leaving off the chapter on grapes. We think it would be better for you to write your experiment station for bulletins. If these are not enough we will be glad to supply books mentioned in back of catalog.

# Eureka Persimmons

Originated by

J. E. Fitzgerald

No Other Equals It In

Quality

This is not the largest persimmon we grow but it is the most profitable. Medium sized deep red about the shape of a tomato. Hauls well and bears heavily. The trees do not have to have any extra care after once established. First ripe ones will be found in September from then by proper handling can be kept until January.

If you are out around Weatherford in the fall you will see hundreds of bushels of Tomato shaped persimmons along the way. This is true in many parts of the country. I never did like to blow about my accomplishments and you will find there is less brag in my catalog than any other. But the other fellow is continually blowing and I figure now it is my time to blow a little. I found or originated the Eureka persimmons, and the Early Wonder Berry. Many years ago I planted some persimmon seeds that came from Japan. Two of these trees bore fruit almost exactly alike. But one of the trees proved so dwarf I quit propagating from it. The other is the Eureka persimmon that I catalog. But all of these persimmons from Japan are not hardy enough. I used to get my trees in my orchard nearly all killed by cold. Then I discovered a way to propagate the trees on hardy roots. I have not lost a single tree in the orchard since 1923. Neither have I failed to have a crop and other people have had just as good luck with my trees. My persimmon trees are more crooked than the trees usually grown, but they stand lots of cold and that is worth something and they bear every year.

Before I got the Eureka persimmon there were few of the large persimmons grown any where. The ones we had back then were not hardy and poor quality. They were grown more as a curiosity than anything else. It was very seldom a tree could be induced to grow. Now there are thousands of trees planted in central Texas and the owners are making good with them. I often claim I started a million dollar business when I discovered the Eureka persimmon.

## PRICE ON PERSIMMONS PREPAID

2 to 4 foot .....	\$1.25
4 to 6 foot .....	\$2.00
Large Branched .....	\$3.00



## Tane Nashi

A large acorn-shaped persimmon, pale yellow and very productive. This is the persimmon you see in most stores selling for 5 cents each.

## Improved Wild Persimmon

I have two wild persimmons that I have been growing and cultivating and show a decided improvement over the others scattered around over my place. One of these I call Early Golden, ripening in August, then the Golden, ripening in October.

## Tamopan

Tamopan. One of the leading fruits of China. Trees in that country grow seventy-five feet high and bears wagon loads of fruit. They bid fair to do that here. The fruit is four-sided, has a ring or wrinkle around it and on land that suits it well it gets bright red. A very ornamental tree. Simply grand.

## Fuyu

The Fuyu is large bright red, tomato-shaped. Heavy bearer and the fruit can be eaten before soft. Non-astringent. A profitable variety to plant.

NOTE:—Eureka Persimmons retailed over the country last season at \$1.00 per dozen.

## Wild Persimmon Seed

We save seeds of wild Persimmon from the best bearing trees we have in our orchard. About half the trees will bear the others male trees. The wild Persimmon is one of the most valuable trees we have on our place. We have single trees that bear as much as fifteen bushels and are very fine hog feed. The Persimmons sell fairly well on the market. Should be planted about two inches deep. Packed about 50 seeds 25c.

# GROWING FIGS

For many years people thought that figs could not be grown this far north. We are mistaken about many things. I have a loquat tree on my place several years old and some strawberry Guavas. These are thought to be tropical plants, and this all goes to show that it pays to try some of these new plants. But I started out to tell you about figs. I have been growing figs so long I can hardly remember when I planted the first plant. I do remember that an Uncle many years ago moved from Southern Georgia and brought along some plants of the Celeste fig. This grew into a large tree and bore small blue figs. But it had a drawback. If a hard winter came and killed the limbs on the tree it would take it two years to recover and bear more figs. I saw a fig advertised called the Magnolia, and bought a few plants. These were planted on the side of a clay hill and came into bearing promptly. It proved a very profitable crop for, in some way, the growing of figs had never been promoted in this country and my Magnolia fig plants made on an average two gallons per plant and I sold the fresh figs for fifty cents per gallon. However, I found the Magnolia fig had a drawback. Some years when we had cotton flies the fly ruined all the last ripening fruit. But if the cotton fly is not present the plants will bear from July until frost. I also tried the Green Ischia, the Hirtu Japan, the Brunswick; and at last, found the now famous Harrison fig. It was found in Tarrant county and I was delighted with it, for a single plant had a bushel of figs and the trees were vigorous and no insect bothers them very much. I got a lot of the cuttings and now have about five hundred of the plants in bearing on my place and they have paid me every year notwithstanding some bad drouths.

Figs need to be planted on just reasonably good soil. If the land gets too rich, like a chicken yard, the plants will grow very fast and rank and forget to bear. This is especially true of the Harrison. And right here let me say the Harrison has been renamed a dozen times or more. Some call it Ramsey, some Texas Everbearing and so on. Since I found it several large orchards have been planted. If it happens to get cold and kill the plants it pays to cut them back to the ground and let them come again. If the soil is right these young plants will begin to put on figs by the time they are a foot high. If they insist on just growing you have your soil too rich. But after a year or two they will begin to adapt themselves to this rich soil. If the plants do not get killed from cold for a year or two they get hardier and stand more cold and these old plants will often be covered with ripe figs by June and continue to bear until frost. If you have the candle flies some of them will be ruined if they are not gathered promptly when ripe enough to preserve. They can be preserved in that case by the time they are well colored. The plants should be set any time during the winter and should be planted about fifteen feet apart or about two hundred plants per acre. If you have a terrace you will find they hold the land and do extra well on a terrace. I plant them on a terrace half-way between my apple trees. In that way, you soon begin to realize from an orchard. The best fertilizer for them is acid phosphate or wood ashes. But do not put the ashes too close to the plants. Three or four feet from them. Figs make about the best preserves of all fruits and all you have to do is to sell a few in a town or let people know you have them. We formerly sold them in gallon

measures but now we sell in half-gallon tills at 35 cents per till. We found that people do not complain of this price. Of course, after a family has made all the fig preserves it wants that family is supplied, but you will soon find by taking them along with vegetables you can sell nearly every family in town. Or if you run a roadside stand it will pay you to have a few dozen trees. You can always sell the fruit. They will grow as far north as Oklahoma and all over the southern part of Arkansas. They often do well on valley land. Since if one crop is killed by frost another starts at once they are practically sure to bear. The reason I advise acid phosphate as a fertilizer for them is because it seems to hasten the ripening period.

But no matter how many figs you pick from a tree there will be plenty of green figs in the fall when frost comes. When I had more time than I do now I would bend these plants over and cover with straw or any litter to keep the figs still on the tree from freezing. As soon as this litter is removed in the spring the green figs will begin to ripen and you can in that way have figs ripe with blackberries. But, of course, that is a lot of trouble. Around the eaves of a house is a good place for figs and if you live in town you can have a dozen trees in odd corners. In some peculiar way, they seem to do nearly as well on the north side of the house as the south side. If you can have a plant near a well or drain they will bear an enormous crop. Remember, it is easy to get the ground too rich for the Harrison fig. The Magnolia will stand more fertilizer and make fruit as big as peaches. Figs are the oldest of all fruits and likely as healthful as any other.

**THE HARRISON FIG.** This fig is worth all others. Many years ago I stopped at Mr. Harrison's place in Tarrant County. Like many others, Mr. Harrison was an experimenter. He was trying all kinds of fruit, but the thing he seemed the most proud of was his figs. It seemed some one had sent him some fig cutting from Spain. I went with Mr. Harrison to his fig trees. I saw a sight I had never expected to see. Those trees were simply loaded down with figs nearly as big as Elberta peaches and that was in June. They were gathering and selling figs. I gave Mr. Harrison sixty dollars for fifty of his fig cuttings. One of the best trades I ever made in my life. If the trees are not killed back in the winter they will bear two big crops, one ripe in June the other in the fall.

At the time I visited Mr. Harrison, I had many different figs bearing in my orchard. But nothing to compare with this one. It is as near insect proof as a fig can be. It never fails to make a crop. If it has the misfortune to get killed in the winter it will sucker up and bear all the fall. It seldom gets killed in the winter and with a little protection it will go right through the hardest freeze. Figs always sell good. They are the natural food of men. When man lived more on such food as figs they lived longer and cancer was not so prevalent as now. Set a few Harrison figs this year. They will bear the first year set. There is no other tree that will bear quicker than figs.



## Growing Persimmons

Many years ago we found out that if the Damio or tame persimmon were budded on the wild persimmon well above the ground the tree would put out at least ten days later and would never miss a crop. This makes a very crooked tree in the nursery but we figure that what our customers want is fruit rather than a pretty tree. After a few years the trees get straight and live for many many years. Persimmon trees should be planted fifteen or twenty feet apart or about 150 trees per acre. After they get five years old the trees will average bearing a bushel to the tree. Where the fruit is known they can be sold at \$1.50 per bushel ordinary time. This fall I expect to get at least \$4.00 per bushel for persimmons but this boom, of course, may not last. The young trees must be cultivated good for the first two years. Then cultivate very shallow—just enough to keep down the big weeds. A disk harrow is fine. This fruit after the orchard is once established, can be raised cheaper than any other fruit. There is no spraying to do—barely keep the weeds down. After the fifth year they can be kept clean enough with sheep. The sheep will eat the leaves from the lower branches and the trees will take on an umbrella shape.

The wild persimmon can be managed about like the tame persimmon, but the wild persimmon will make bigger trees. If you plant the ungrafted wild trees they will average about half the trees male trees. These trees do not bear and should be budded over to the other trees except about one male tree to an acre. If you do not have male trees, the female trees will not bear. A male tree every one hundred yards is enough. The tame persimmons, remember, do not have to have male trees. Every one will bear. A tame tree alone will bear.

★

## Successful Planting and Care of Stock on Arrival

When you order your trees we pack them to ship as quickly as we can during shipping season and according to your instructions. We try to not ship any out that will encounter severe cold before arriving, however, it is impossible for us to always get them to you before a blizzard arrives. In case your trees do freeze enroute do not unwrap them but store and let them gradually thaw out as they would naturally if in the ground. They are packed to stand lots of cold. If they reach you in normal weather they are packed to keep for several days but get them out as quickly as you can never let your trees dry out. If you do not have your ground ready for planting heel them in a trench and keep watered.

The ground where you are planting your trees should be carefully prepared by deep plowing and firming down with a disc and harrow. The holes for planting must be large enough to accommodate the roots freely, without cramping or bending. All broken or bruised root or limbs should be cut off so as to leave the end smooth and sound. All trees should be planted two or three inches deeper than they stood in the nursery row packing the soil firmly about the roots by tramping with your feet.

Never put manure or fertilizer so as to come into contact with the roots or body of any plant or tree newly set.

Be sure to give good cultivation as fruit trees are just like any other crop planted on land, they have to have good care to pay dividends.

## Nuts



THOMAS

### Texas Almond

Some people have the mistaken idea that the Almond is a nut tree but they are budded and grafted onto peach roots and will grow and do good anywhere peaches will. So plant an Almond and let your kids be surprised as to where they come from.

3-4 foot \$1.50; 4-5 foot \$2.50

### Chinese Pistachio

This plant is often called a nut tree and is related to the Pistachio of commerce. We will not be able to get any more seed from China and offer only a few of these trees. The tree is one of the strongest growing trees known. It is a very attractive tree and has crotches like no other plant. In the fall when the weather begins to get cold the leaves become a flaming red and a large tree is a thing of beauty.

1 to 2 ft. ....	\$1.00
2 to 3 ft. ....	1.50
3 to 4 ft. ....	2.00

### Walnut Trees

For the past few years we have been leaving the Thomas Walnut out of our catalog, not because we did not like it, but we just had failed to grow any trees. This year we have them in sizes up to four to five foot. They are a big black walnut, very prolific in bearing quality and good for eating and to use. Can be shelled as good as the English Walnut, shell just little harder. Try them, they are fine. Make a good shade.

#### PRICES ON TREES

1 to 2 foot .....	\$1.50
2 to 3 foot .....	2.10
3 to 4 foot .....	2.80
4 to 5 foot .....	3.50



## MADAM X

### A TRULY GREAT PECAN

Madame X. Really the first name for Mahan

The most profitable pecan we have in our orchard. Many other pecan growers report the same thing. It has a few defects but on land that suits it will out-sell all other nuts. The trees grow fast and even grow straight in the nursery. The leaves are large, making it a fine ornamental tree on any lawn. Bears great clusters of nuts. A good three to four foot tree transplanted will often bear a crop of nuts the third year. Sells higher on the market than any other. The nuts are never injured by the bug that causes the black spots on the kernel and so far has shown no scab in our orchard.

## EASTERN SCHLEY

Grows best on low land and rather tardy coming into bearing. The nuts are long, thin shelled. pretty and a winner if you happen to have the land that will produce them.

## Western Schley

Medium large, long nut. Delicious meat, fine for both home consumption and commercial use. Trees not quite as vigorous as the Madame X but in some sections the Western Schley is the leading pecan.

## Stuart Pecan

A large oblong pecan, medium hard shell which I find has its qualities as the meat doesn't become old as quickly as do the thin shelled meats. The Stuart is an old pecan and we quit growing it for a few years but the past two or three years it has borne such good nuts and heavily that they are again in demand. In Louisiana the Stuart pecan is a must in the pecan line.

## Success

A large, nearly round nut running from 45 to 50 to the pound, thin shelled and separates well from the shell. Doing well on bottom land near Stephen-ville and good for planting in the east.





## BURKETT

A large round pecan; fine flavor; trees vigorous and hardy. Nuts are always full of meat. Easily shelled. A great pecan for any man's orchard.

### PECAN TREE PRICES

2 to 3 foot,	\$2.10 each,	10 for \$17.85
3 to 4 foot,	\$2.80 each,	10 for \$26.15
4 to 5 foot,	\$3.50 each,	10 for \$31.50
5 to 6 foot,	each \$6.00	
6 to 7 foot,	each \$7.50	

### COLLECTION OF BIG BEARING SIZE PECAN TREES

Pecan offer as on Page 20

### 4 Madame X—2 Burkett

Six real select pecan trees sent prepaid for \$38.00. Be sure to give express office as these are large trees.

A few years ago J. E. Fitzgerald discovered, by treating pecan seedlings that pecans were grafted on would make the trees easier transplanted and the astonishing thing was they would grow more vigorously and come into bearing quicker. A man with Joe Fitzgerald's reputation would not make

this statement unless it were true. You will get a good stand by setting our trees. They will bear quicker than most any other trees you can buy. Make a test. **NO ONE CAN SELL YOU TREES THAT WILL BEAR QUICKER THAN OURS.**

# GROWING PECANS

A few weeks ago I wrote an article for several papers stating that we would one day be pumping water out of the gulf to irrigate the west part of Texas with. As we get our forest killed out the land will get drier and drier each year, until our only recourse will be to pump water out of the gulf. The editors thought I was balmy for making such a statement. If it had been some army general that made the statement or some so-called scientist he would have had his name in all the papers. But people are now thinking war as soon as they quit thinking war they will realize there are teeming millions to feed. And we can not depend on the rains, the sea water will be purified and pumped all over the nation. They could do this for what the last war cost. Meantime, the man who plants a pecan orchard and has it ready will have something worth while indeed. I often advise people to plant pecan trees in rows across the field. These rows can be two hundred yards apart. In a case like this the pecan trees can be set forty feet apart. I have advised planting black-berry plants between the pecan trees. This row will catch the drifting sands and build up, they will form a big reservoir below that will catch all the water that starts to run off the land. This would be one system of irrigating. I know a place that a man planted several rows of berries on cross ways with the way the wind blew. He nearly also had it cross way with the way the water ran. At this place where the berries grew for many years the sand is five feet deep. All the other land on the farm is gone. The land next to him, his neighbor's farm, is also piled up along this old berry run. Pecan trees are now planted in this deep sand. They are wonderful and the drouth does not hurt them. The water runs off the hill and gets this sand terrace wet and it stays wet all season. All the rest of the place needs turning into pasture if it would make good pasture.

It was Luther Burbank who said if he were a young man he would come to Texas and develop a big pecan orchard. Yes, I know pecan orchards that have failed, I know one that was planted twenty feet apart, the trees came into bearing and then they would bear a good crop until they got to crowding again. Then he would have to take out some more trees. The pecan trees are supposed to be a deep rooted tree and that is the theory many people go on in setting an orchard. But after they get a few years old they begin to send roots far and wide. It has been said that a big tree will send its roots as far as the branches spread. I think they will send them much farther than that. I always calculated a tree will send its roots twice as far as it is high.

I know pecans grow along the creeks without cultivation but if you want to raise fine big pecans that will make buyers open their eyes, then plant them in a field, give plenty of room and good cultivation. But by all means plan your orchard so the wind and rains can't carry your soil away.

I know some people say it will take too long for them to bear. Well sir, you are going to pass along that way anyhow. They will soon get around to bearing. You can get into the pecan business about as quick as you can get into the Hereford cattle business. Under my plan a good pecan tree will begin to bear in five years, enough to count and by the time they are seven years old they will be bearing a paying crop. It doesn't take many pecans on a tree to count up. And by spraying your trees a crop is assured. The same thing applies to the orchard business that applies in the cattle business. If a man does not apply himself to either it will not pay. But with our present machinery you can work a fifty acre pecan orchard in two days. And can work it eight times in sixteen days. Plant Vetch in the fall and fertilize the Vetch highly, say twice as much as you would ordinarily fertilize it. This will furnish a nice pasture in the winter time. Then peanuts, cotton or any other crop can be worked in the summer, always keeping any other plant as far away as twice the height of the pecan trees and if the other plant is a tall grower, better add its height to twice the height of the pecans.

You can have a fine winter pasture with Vetch besides making the nuts your trees will bear bigger all the time. But never allow Bermuda grass in a pecan orchard or any other orchard for that matter. What I have stated about the pecans will apply to all kinds of trees. Remember this, the time has come when we will have to do things better than the other fellow to compete with him.

And now a word as to why my pecan trees are living so well. So far we have dug our trees by hand and as soon as one is dug it is immediately covered back up with soil until time to haul them out. Then the roots are exposed just as little as possible. Some trees are dead when they are shipped from the nursery but they are not our trees. If carefully handled this way not over ten per cent will be lost if you are careful not to let the roots get dry. One tree lost may mean a good deal in the future harvest. So far we have not used machinery to dig many pecans trees though we invented a way to dig them with tractors. They look fine dug that way but the roots are exposed too much as a rule.

# SEEDS AND GARDEN ROOTS

## ASPARAGUS



MARY WASHINGTON—10c each; 35c per 12; \$1.50 per 50; \$2.50 per 100; \$18.00 per 1000, postpaid.

## RHUBARB

VICTORIA, best of all for South

Strong plants, 5 for \$1.00 or \$2.00 per 12



## Jerusalem Artichokes

Also called Geresol. Grows well on good cotton and corn land but does not require so much cultivation since the plants grow very fast. The small tubers planted whole but the large ones can be cut up like Irish potatoes. Makes as many or more bushels than Irish potatoes and can be used for them. The Tubers are often recommended for diabetics. This is one of our overlooked plants since they are fine to fatten hogs and the hogs do their own digging. One pound postpaid 35c, ten pounds \$1.25 and fifty pounds \$4 by express. We are all looking for something easily cultivated—try artichokes.

## Poke

To my way of thinking about as valuable as anything I have in my catalog. A few messes of poke in the early spring is not only good it is good for old and young. I like it all the year. Last season I had an order for five pounds of seed. There was not that many seed any where, but we hope to have as high as half pound lots this time. Acres of it will be planted and the man who starts first will have a chance to make some money. The seed can be sowed in the spring like cabbage. Then transplanted. The first year it grows than in the early spring it puts out its delicious health giving greens. I understand it is beginning to appear on the big markets by truck load. Small packet 25c, 1/4-ounce \$2, ounce \$4, half pound \$25.

## Horseradish Roots

Horseradish can be grown in the south, giving best results in rich, rather moist partly shaded locations. Set the roots small end down or flat with tops two inches below surface. Cultivate well until leaves cover the ground. May be used in the house in pots for oriental looking house plants. \$1.00 per 12, 25 roots \$1.50, 50 roots \$3.00.

## OLD-FASHIONED CORNFIELD BEANS

Years ago we raised a bean here in this country that made more to the acre than any other bean. I had lost seed of them until a few years ago I sent to a man in Georgia and got some of the same seed. These are vine beans, but will make all right without stakes. Large, meaty fellows, that bring the highest market price. Why raise poor beans when you can raise this one? Be sure and get a start this year. Beats the Pinto Bean. Price per ounce 15c.

## Kudzu

This is the plant that is being much advertised at this time. I have, I believe, the fastest growing strain of all. If planted along a terrace the terrace will never break, and they will make a lot of stock feed. One acre of Kudzu, if properly managed, will keep a cow. Hogs and chickens like it. I now have worked up such an immense stock of plants that I can make a price so all can afford to plant it along the terraces. A beautiful vine for the yard or porch. Strong one year plants. Ten plants, \$2.00; 100 plants, \$7.50.





## Red Leaf Plum

Originated by a lady Burbank, here in Stephenville. I hardly know whether to list this among fruit trees or ornamentals. In this tree you really have both. Makes a large symmetrical tree. The leaves are between purple and bright red. It will attract the attention of all passers. But this is not all. It bears a large red plum with red meat. The plums are best quality and so far the tree has shown ability to bear large crops of fruit and resist frost.

2 to 3 foot .....	\$1.00 each
3 to 4 foot .....	\$1.50 each
4 to 5 foot .....	\$2.00 each

## Queen's Wreath

This beautiful climber is also called Mexican Love Vine. It is one of the most beautiful climbers that grow. A perennial that comes from the root each year. Strong roots, each 20c; 6 for \$1.00, postpaid.


## English Ivy

A very hardy vine clings closely to wall covering it completely with leaves overlapping like shingles. Will also cling to brick or rock. Plants 15c each.



## Lilac

We are featuring the flowers our grandmothers loved and who doesn't remember that in every yard of the past we always found the ever beautiful old-fashioned lilac. Plants 50c each.





### Pfitzer Juniper

A low spreading plant used in all landscaping, very beautiful and a hardy plant. I have them only in one grade this year. One year plants \$1.25 each. These plants are sent bare rooted with what we call puddled roots.

### TAMARIX-SALT CEDAR

Beautiful Cypress-like blue green foliage produced in plumes, makes a shrubby picturesque tree in southern sections. Blooms during the spring and summer, has rose or orchid colored blossoms.

### MIMOSA

Accacia Julibris'n. The great South African Fern. It can also be grown into a hedge. It is a legume and gathers fertilizer from the air and this makes it fine on the lawn. Grass will grow thriftier near this tree than away from it. When I saw this tree a few years ago I became enthusiastic about it. I have worked up an immense stock and will put the price down to where you can afford to set the trees even in a hedge. Understand these trees not only add beauty to your yard and lawns, but make the soil richer.



### JUDAS TREE or REDBUD

A long-lived shade tree, hard wood; large round leaves, making a dense shade. The first tree to bloom in spring; has pretty red flowers which last a few weeks.

See Page 33 for Prices



### Red Leaf Barberry

If you need color in your planting use the Red Leafed Barberry. Low growing and the leaves are intensely red. Plants 75c each.

### Jasmine Humile or Yellow Jasmine

A semi-vine evergreen with yellow blossoms used extensively in foundation planting. Good heavy plants, 75c each.



### Butterfly Bush

One of our most beautiful flowering shrubs. blossoms in long spikes and blooms off and on all summer. We have them in light blue, nice bushes, 75c each.



## Gladiola Bulbs

We only have the Gladiola in mixed bulbs but assure you a nice assortment. 6 for 75c, 12 for \$1.25.

## Canna Bulbs

I have only a limited amount of varieties of cannas but what I do offer are of the best strain. 12 for \$1.00, 15c each.

## Red King Humbert

The grandest canna ever offered. A king in reality, grows to about five feet in height. The leaves are heart shaped bronze in color, flowers a beautiful pure red. Nothing can compare with a bed of the above cannas.

## President

This is the red canna with green foliage and certainly a lovely one to plant. Grows about four feet tall and makes a beautiful bed. Cannas do not require as much water as so many other flowering plants do.

## Richard Wallace

Green foliage, canary yellow flowers, growth around four feet in height. One of the best yellows.

# BULBS

## City of Portland

The leading pink canna with green foliage. Height about four feet. Conceded The Pink Canna.

## Kansas Gay Feather

A native wild flower, blooms every Fall in long spikes, a pure lavender. Makes a beautiful bed and will grow any where. I have lots of these on my place and will send you twelve bulbs for 50c.

## Angel Lily

Looks almost like an orchid. 15c each.

## Mexican Tube Rose

Easily grown and very sweet and fragrant. Six strong bulbs, \$1.00.

## Iris—Texas Orchids

Truly the most beautiful of all flowers that bloom in the early spring. And a flower that anyone can grow. I have seen them that were as beautiful as any hot house orchid grown. For some reason I have gotten mine mixed but will send you a dozen for \$1.00 and assure you that every one will be a thing of beauty.

★

### BLUEBONNET SEED

No need to describe the Bluebonnet to our Texas people as they all know it. I have seed for 25c per packet.

## Cactus

This is the prickly pear of the South but without thorns. Cows and sheep eat it greedily. This plant is said to have been found in a thicket by a Mexican near Corpus Christi. This pear will grow as far north as any pear. It is not the tender, useless, Burbank kind. After it is well started tons of nice green feed can be grown on an acre. Nothing finer for milch cows in winter. Any waste land will grow it, no matter how poor. In planting the leaf should be slightly covered, leaving part out, or in the spring lay them flat with a small rock on them. One leaf, 10c; \$1.00 per dozen.

## SEA CANE

Must be a species of Bamboo but I am unable to find it described in any reference book. Grows up in great clumps. The name we have always had it under gives the impression that it will grow near the sea, I find it growing on the very poorest land. Fine for stakes, fishing poles, to make shades, etc. It will stop ditches and make a wind break to hold the sand. I have never seen anywhere that it is good stock feed but I find that mules will eat this when in green state. I believe it could be made very valuable on marsh land as stock feed or around ponds. Tops die back every year and come out from the roots. Three clumps for \$1.00.

## Crepe Myrtles

Dixie Brilliant, the most beautiful of all crepe myrtles. A red that no other equals. I only have a limited amount of these at \$1.00 each. Then I can furnish in all sizes the regular, watermelon red, pink and orchid, one to two foot, 35c each; 2 to 3 foot, 50c each and large at \$1.00 each.

## Altheas

I have these in two beautiful colors, orchid and pink. To my way of thinking the Althea is one of the loveliest of all blooming shrubs. Two to three foot, 75c each.

## Flowering Pomegranite

A very beautiful plant with the most brilliant colored of all flowers. Evergreen and good to plant where you want a small shrub. 18 to 24 inch plants, 50c each.

## Scarlet Japan Quince

One of the best flowering shrubs, flowering a bright scarlet crimson, borne in great profusion in early spring. Foliage retains its color of glossy green all summer, hardy, 75c each.

## Vitex

To my way of thinking one of the most beautiful of all shrubs. Will grow in the driest land and constantly covered with great bunches of beautiful blue flowers. I recommend that all bee men plant this as it is not only ornamental but is liked by the bees. Makes a nice hedge. 75c each for 2 to 3 foot plants.

## Mahonia

A very beautiful evergreen shrub with shining holly-like leaves, stems are crowned with bright yellow flowers in March and April. The leaf color varies throughout the year assuming all shades of green which changes to a reddish bronze in fall and winter, 24 inch \$1.50 each.

## Ligustrums

Oriental plant and a beauty. Makes a nice spreading tree or can be grown in a hedge. Leaves large, shiny. Used as an evergreen shade tree in places. 12-inch plants 25c, 18-inch 50c, 30-inch \$1.00 each.

## Arizona Cypress

One of our most beautiful evergreen trees can be pruned into a tree or allowed to branch out and make a shrub tree. They will vary some in foliage as they are seedling but every one a beautiful tree. These will be sent bare rooted and it is a good size to plant. Rapid growth. \$2.50 each.

## Euonymous Japonica

A good evergreen to plant either for hedge or next to the wall. Can be trained to climb. Broad glossy leaves. I have these in all sizes, 18-inch 50c each or large plants \$1.00 each.

## Bonita

A low upright growing arborvitae, one of our very best for landscaping where you do not want anything that gets too high. A clear green foliage, good vigorous growing plants. I only have one size, 12-inch plants, \$1.50, shipped puddled roots.

## Berckmans Golden

A beautiful arbor vitae that has a yellow cast to the foliage. Vigorous grower and ideal for any landscape purpose. I have 12-inch plants, \$1.50, shipped puddled roots.

## Bakers Arborvitae

A pyramidal, type of evergreen widely used in landscape planting. Foliage a beautiful clear green growth around 8-foot. I have these in one size, 12-inch, \$1.50, shipped puddled roots.

## Royal Cypress (Italian Cypress)

A tall growing cypress that is in demand everywhere for landscape work, dark green, vigorous grower. I have these in 12-inch at \$2.00, 18-inch \$2.50, shipped with puddled roots.

## Abelia

Foliage dark glossy green with small white and pink flowers. Leaves turn bronze in the fall and winter. Used widely in foundation plantings and for hedge as it responds to pruning. I have 24 to 36-inch plants at \$1.25 each.

## Rosedale Arborvitae

Round, compact and a very beautiful green color. Grows nicely in all soils, 12 to 18-inch plants \$1.50.

## Hedges

### Wax-Leaf Privet

This is a beautiful thick leaved evergreen, the leaves are glossy and show up in any planting. They can be pruned for a hedge, are used for specimen plants. Two-foot plants, \$1.50 each.

### Amoor River Privet

Leading hedge plant for the South. Small round leaves that remain on the plant all winter. 12-inch plants 6c, 18-inch 10c, 30-inch 20c, each.

### Lodense Privet

A dwarf growing privet. A fine border plant. 10-inch plants, 7c each; \$6.50 per 100.

### California Privet

Has big shining leaves. Can be sheared or used as specimen plant. 2 to 3 ft. plants, 15c ea.; \$10.00 per 100.

# Roses



**SUNBURST. HT.** Beautiful yellow flowers strong, suffused with orange at center. Fragrant and well-shaped.

**TALISMAN. HT.** Brilliant red and golden buds that open beautifully shaped blooms of scarlet orange and golden yellow. Strong grower.

**PRES. H. HOOVER. HT.** A glorious rose. The color is a charming combination of cerise-pink, flame scarlet and yellow. Fine and popular garden rose.

## Climbing Roses

**PAUL'S SCARLET CLIMBER.** Popular climber with intense scarlet blooms in small trusses. Vigorous grower and free bloomer.

### NOTICE

If out of one or more varieties ordered substitution will be made with orders of similar type unless instructed to the contrary.

**RADIANCE. HT.** Brilliant rose-pink buds opening into well-formed globular, very fragrant and long lasting blooms.

**RED RADIANCE. HT.** Brilliant deep rose-red. Flowers are globular in shape, very fragrant. The blooms come freely on splendid cutting stems.

**AMERICAN BEAUTY. HP.** Large, globular buds opening to gorgeous, deep vinous crimson flowers. Very fragrant.

**BRIARCLIFF. HT.** Fine large pointed buds opening into double right centered blooms of brilliant rose-pink. Long stems. Exceptionally good for cutting.

**CALEDONIA. HT.** One of the prettiest White Roses we know. Both the long-pointed buds and the huge double flowers are pure white, with exquisitely curved and infolded petals.

**CECILE BRUNNER.** Sweetheart Rose. Lovely miniature Rose with perfectly formed blooms arranged in graceful clusters. Light pink with yellow base. A perfect rose for corsages.

**CHRISTOPHER STONE. HT.** Bright velvety, scarlet-red flowers of good form. Its golden stamens appear as the bloom opens. Vigorous, upright grower, free-flowering. A fine Rose for Southern gardens.

**COLUMBIA. HT.** Bright pink, sweetly scented flowers of exquisite shape. The strong, stiff petals deepen in color as they expand. Free-flowering, healthy foliage and a good grower.

**CONDESA de SASTAGO. HT.** The globular blooms are a blend of rich yellow and copper-scarlet, making a striking combination as the flowers mature.

**EDITOR McFARLAND. HT.** The flowers are very large, deep sparkling pink in color, and are carried on long, strong stems on vigorous upright bushes. One of the best pinks.

**MRS. CHAS. BELL. HT.** Oval buds and globular flowers of clear piercing pink with lighter shades. A constant bloomer.







**Talisman**

**TALISMAN.** HT. Scarlet-orange and golden-yellow. A sport of the famous bush Rose. Strong grower and free-blooming.

**POINSETTA.** HT. The most brilliant-red Rose produced. The buds are ideal in form, long and pointed and the color is close to a Poinsetta scarlet.

**ETOILE de HOLLANDE.** HT. Brilliant crimson-red blooms with enormous, well-arranged petals. Particularly beautiful when half open. Free bloomer. Delightfully fragrant.

**GOLDEN CHARM.** HT. Beautiful golden-yellow surpassing the popular Marechal Neil. The high centered blooms are borne on strong spreading plants with splendid foliage. Easy to grow.

**K. A. VIKTORIA.** HT. Perfectly formed creamy white buds developing into snowy-white blooms tinted lemon at center. Delightfully fragrant and long lasting.

**MARGARET McCREDY.** HT. Large delightful fragrant full-petaled flowers of solid orange-vermilion color. Vigorous grower and profuse bloomer.

**PRICE**

**PREPAID**

**85c Each**

**3 for \$2.25**



**Halls Honeysuckle**

Probably the oldest vine in existence and the best of all vines, blossoms very fragrant and a vine that is sure to please. Plants 50c each.

**TARTARIAN HONEYSUCKLE**—Pink flowers in May and June, followed by red berries. Grows 8 to 10 feet tall, 75c each.

**BITTERSWEET**—Glossy foliage with clusters of berries. 75c each.

**Flamingo Honeysuckle**

(Evergreen)

We called this extraordinary new honeysuckle "The Flamingo" knowing that when we thought of anything that resembled this beautiful bird it must be outstanding. The Trumpets are large flame-coral lined with gold, and appear in clusters very fragrant after nightfall. Can be allowed to grow naturally or will climb a trellis. If pruned can be made into a specimen plant. Foliage dark blue-green, very hardy. Blooms from May until frost. I only have small plants, \$1.00 each.

★ SPECIAL THIS YEAR ★  
UNUSUALLY BEAUTIFUL

**WISTERIA**—I can furnish either purple or blue at 75c each. Finest grown.

# Budding Supplies

For the past few years I have been omitting budding supplies but I will offer a few below that the orchardist or amateur grower may need.

## BUD PATCHES

These are treated patches used in pecan budding. I use them in place of wax as they are easier handled. I can furnish these as \$1.00 per hundred.

## BUDDING KNIVES

Straight handle budding knife that we use here on our place. Can furnish these in either a budding knife or grafting knife, \$1.25.

## BUDDING STRIPS

Rubber budding strips used for tying buds in place. \$2.00 per pound.



## SAWS

We have a nice little saw for carrying around at \$2.50 each.

## PRUNERS

We will probably have pruners but kindly write us for prices on them. Thank you.

## GRAFTING WAX AND HEALANT

We had tried many different brands of grafting wax. Every one we tried had some serious defect until we got this one. If bark grafts in pecans are made right and tied in with common twine then waxed with this they will all live and this applies to any kind of graft. It seems to not only keep the bud graft from drying it causes the graft to heal faster. Pound can prepaid \$1.25.




## JONES PATCH BUDDER

Cuts a patch 1/2 by 1 inch. Razor steel blades. Aluminum handle. Full directions furnished.

**\$2.25 each**

# KILL MOLES



## Mole Traps

I am offering this year the Choker Loop Mole trap, one of the best I have so far found. Approved by the Department of Agriculture. Price, \$2.25 post-paid.



## Wrapping Tape for Trees

The attached picture shows how this tape is used to keep borers out of trees and rabbits from gnawing them. It is put on without string or any kind of tie. Just wrap spirally around the tree and bury lower end in ground. It is made of two sheets of paper with cement between. It will stretch and will protect the tree all the winter and in the summer from scald and other pests. One of the best things we have offered. \$1.25 per roll.

# Fitzgerald's Collection of Quality Trees and Shrubs

## Orchard Collections

Planting trees 30 by 30 foot apart this will set a one acre orchard.

- 3 Delicious apples
- 3 King David apples
- 2 Holland apples
- 2 Crab apples
- 5 Keiffer pears
- 5 Douglas pears
- 5 Elberta peaches
- 3 South Haven peaches
- 1 Mayflower peach
- 1 Frank peach
- 3 Moorepark apricots
- 2 Little Sam apricots
- 2 Methley plums
- 2 America plums
- 1 Bruce plum
- 3 Harrison figs
- 2 Eureka persimmons
- 1 Madame X pecan
- 1 Burkett pecan
- 1 Thomas Walnut

All the above trees 2 to 3 foot, shipped prepaid for only \$30.00. Just think, a complete orchard for only \$30.00.

## Yard Planting

We will send the list of Evergreens below for \$9.98. They will be barefooted but packed in moss to assure a safe arrival.

- 2 Pfizers, one year plants
- 2 Nandina, one year plants
- 2 Baker, 18-inch, one year
- 2 Rosedale, 2 year, 24-inch
- 2 Abelia, one year blooming size
- 2 rose bushes, your choice

All prepaid.

## SPECIAL OFFER

- 5 Madame X pecans
- 3 Burkett pecans
- 2 Stuart pecans

Size 2/3 ft.

Above ten pecan trees sent prepaid for \$17.85 and we will include free with this pecan offer 2 bearing size Keiffer pears.

## NUMBER OF TREES TO PLANT TO THE ACRE

6 x 6 in.,	174,240
9 x 9 in.,	77,440
1 x 1 foot	43,560
2 x 1 foot	21,780
2 x 2 feet	10,890
1½ x 3 feet	9,680
3 x 2 feet	7,260
3 x 3 feet	4,840
4 x 1 foot	10,890
4 x 2 feet	5,445
3½ x 5 feet	2,430
4 x 4 feet	2,722
5 x 1 foot	8,712
5 x 2 feet	4,356
5 x 3 feet	2,904
5 x 4 feet	2,178
5 x 5 feet	1,742
6 x 6 feet	1,210
7 x 7 feet	881
9 x 9 feet	537
10 x 10 feet	435
11 x 11 feet	360
12 x 12 feet	302
13 x 13 feet	257
12 x 18 feet	201
14 x 14 feet	223
15 x 15 feet	193
16 x 16 feet	170
17 x 17 feet	150
18 x 18 feet	134
20 x 20 feet	108
20 x 25 feet	87
25 x 25 feet	69
30 x 30 feet	48
33 x 33 feet	40
25 x 30 feet	58
30 x 40 feet	27
40 x 50 feet	22
50 x 50 feet	17
60 x 60 feet	12

To determine number of trees to an acre for any given distance apart, multiply distance apart and divide 43,560 by this product. For example:

18 x 20 equals 360. 43,560 divided by 360 equals 121.

There are 121 trees per acre, planted 18 by 20 feet.

## THE BEST OF SERVICE IS NONE TOO GOOD FOR FITZGERALD'S CUSTOMERS

We take special pride in handling each customer's order separately and giving it personal attention. There is no holding up an order until there are several from that one community, so that they may all go out at one time, in one shipment. Each order is individual, from the largest to the smallest, and is filled with stock taken fresh from the nursery, packed by experts, and shipped at the proper time to plant in your particular locality.

Good careful packing is essential to success. We have spent considerable study on the best packing methods ever since we started in business, and we feel that there is another place we are giving our customers No. 1 service. Everything is given the right kind of care in packing, so that Fitzgerald's trees and plants reach our customers in as good condition as when they came from the nursery row. We have shipped into every section of the United States for many years now, with remarkable success.



### SHADE TREE PRICES

Shade Trees: Weeping Willow, Flowering Willow, Red Bud, Chinese Elm, Mimosa, Tamarix, 2 to 3 foot, \$1.00; 3 to 4 foot, \$1.50; and 4 to 5 foot, \$2.00 each.

#### WEeping WILLOW

A well-known weeping tree. Nice to plant in back yard or anywhere you want a tree. Regarded by all as very beautiful.

#### FLOWERING WILLOW

A willow that stands the driest weather. Beautiful with pink flowers. Blooms all summer.

#### SPECIAL

See our description of Mimosa under shade trees. Packet of seed 25 cents.




#### CHINESE ELM

One of the fastest growing of all shade trees, very symmetrical and one that is sure to be valued by the planter. If you want a shade tree in a hurry plant a Chinese Elm.



### Spirea Van Houttei or Bridal Wreath

One of our prettiest early flowering shrubs. A mass of white blossoms in early spring and will grow anywhere. We have these in nice plants for 50c each.



### Golden Bell

The earliest blooming of all shrubs. Plants are a mass of golden yellow shaped flowers before the leaves appear. Valuable for early flowers. 75c each.

## GUARANTEE

I have given my careful and constant attention to each step in the propagation of all stocks listed in my catalog, especially to the selection of the budding wood and the various budding processes, so that ALL VARIETIES CAN BE DEPEND-ED ON TO BE NOT ONLY HIGH GRADE QUALITY BUT TRUE TO NAME. This we guarantee by replacement or refund the money (either to be at our option) should error creep in.

Our stock has all been inspected and every package we ship will have certificate of State Nursery Inspector showing freedom from diseases.

Our expert packing insures safe delivery of your trees. We pack trees so they will keep from ten days to two months, owing to how far they have to go. Remember I guarantee every bundle I send out, no matter how far away you live.

## INDEX

Almonds .....	21	Jujube .....	7
Apples .....	3, 4	Kudzu .....	25
Apricots .....	7, 9	Mulberries .....	16
Artichokes .....	25	Peaches .....	5, 6, 8
Asparagus .....	25	Plums .....	9, 10, 13, 26
Berries .....	15, 16, 17	Persimmons .....	19
Bulbs .....	28	Pecans .....	22, 23, 24
Budding Supplies .....	32	Pears .....	11, 12
Cactus .....	28	Qunice .....	12
Cherries .....	14	Rhubarb .....	25
Crotalaria .....	14	Roses .....	30, 31
Elder .....	16	Shrubs .....	27
Evergreens .....	27	Seacane .....	28
Figs .....	14, 20	Strawberries .....	16
Grapes .....	18	Shade Trees .....	27, 34
Hedge .....	29	Traps, Mole .....	32
Horseradish .....	25	Vines .....	26, 31
Horticultural Book .....	13	Walnuts .....	21
Iris .....	28		

★



Note: the Pears on this 2-year-old Keifer tree which weighed at maturity, close to a pound each.

*Fitzgeralds*

PEARS BEAR YOUNG