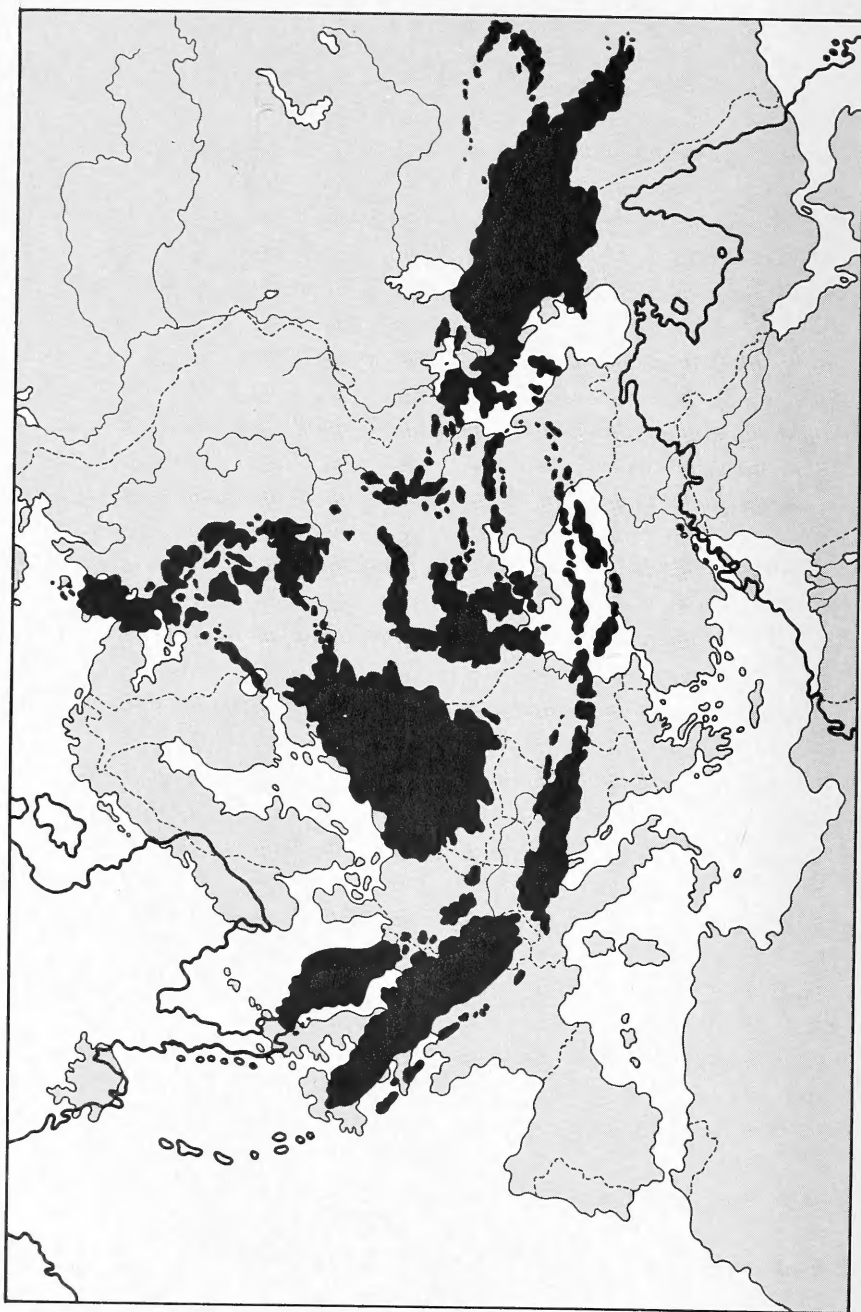


FLORA MALESIANA

SERIES II – PTERIDOPHYTA

Ferns and Fern Allies

Volume 2, part 1: Tectaria Group



LIBRARY
THE NEW YORK BOTANICAL GARDEN
BRONX, NEW YORK 10458

FLORA MALESIANA

SERIES II — PTERIDOPHYTA

Volume 2

Published for Foundation Flora Malesiana
by Rijksherbarium/Hortus Botanicus • Leiden University • The Netherlands

QK
529
M4
F55
v. 2
pt. 1

FLORA MALESIANA

SERIES II — PTERIDOPHYTA

Volume 2 – part 1 – 1991

Tectaria Group

by

R.E. Holttum †

CIP-GEGEVENS KONINKLIJKE BIBLIOTHEEK, DEN HAAG

Flora

Flora Malesiana / founded by C.G.G.J. van Steenis
(1901–1986). – Leiden : Rijksherbarium / Hortus Botanicus
Series II: Pteridophyta : Ferns and fern allies
Vol. 2, pt. 1: Tectaria group / by R.E. Holttum. – Ill.
Comp. and publ. under the auspices of Foundation Flora Malesiana
Met index.
ISBN 90-71236-11-0
Trefw.: varens.

All rights reserved

© 1991 Foundation Flora Malesiana

No part of the material protected by this copyright notice may be reproduced or utilized in any form or by any means, electronic or mechanical, including photocopying, recording, or by any information storage and retrieval system, without written permission from the copyright owner.

TECTARIA GROUP (R.E. Holttum †, Kew)*

Polypodiaceae subfam. *Dryopteridoideae* section A, auct.: C. Chr. in Verdoorn, *Man. Pteridol.* (1938) 543, p.p.

Aspidiaceae tribe *Aspidieae* auct.: Ching, *Sunyatsenia* 5 (1940) 250, excl. *Lomariopsis* and related genera. — *Aspidiaceae*, group of *Ctenitis* Copel., *Gen. Fil.* (1947) 153.

Aspidiaceae auct.: Pichi Sermolli, *Webbia* 31 (1977) 460–468, p.p.

Dennstaedtiaceae subfam. *Tectarioideae* Holttum, *J. Linn. Soc. Bot.* 53 (1947) 152; *Revis. Fl. Malaya* 2 (1955) 494; *Studies fern genera I*, *Fern Gaz.* 12 (1984) 313–319; *Ibid.* VI, *Gard. Bull. Sing.* 39 (1986) 153–167.

Caudex in almost all cases erect or suberect, always with a radially organized dictyosteles; scales narrow and rather firm, marginal teeth (if present, except in *Cyclopeltis*) almost always formed at the junction of two cells; i.e., the wall separating the two adjacent cells is elongated at right angles to the margin. Vascular structure of *stipe* consisting of small subequal vascular strands arranged in a U-formation as seen in transverse section (except in *Pleocnemia* where the arrangement is more complex), the two on the adaxial side variously enlarged. *Fronds* amply divided with free veins, or with broader divisions in which veins anastomose variously, in a few species simple, in most (except *Heterogonium*) the *basal pinnae* or lobes longest with elongate basal basiscopic lobes or pinnules; costae or costules of ultimate lamina-elements \pm prominent on the upper surface, branching directly from the prominent upper surface of the rachis bearing them, the margins of the lamina decurrent on the sides of the rachis. *Hairs* consisting of several cells, not intergrading with scales, variously present on most parts of the frond, the prominent upper surface of costae of lamina-segments in a majority of cases (at least near the base) covered with short erect hairs of several cells, the outer cell-walls thin and collapsing on drying (in other cases hairs in this position may remain firm on drying); unicellular glands usually \pm cylindrical, colourless or red to yellow, variously present on surfaces of leaflets, on indusia, and on stalks of sporangia in some genera. *Sori* usually orbicular, covered with reniform or peltate indusia, or exindusiate, in the latter case sometimes spreading along veins. Fertile pinnae or leaflets in some species much contracted, with sporangia borne all along the veins to produce an acrostichoid appearance. *Spores* in most cases with a perispore folded into wings or crests, the wings variously anastomosing, the perispore in other cases spinulose or with obtuse projections. Base chromosome number 40 or 41.

Distribution — Pantropic with greatest diversity in the Old World; about 20 genera.

Taxonomy — In the 19th century the form of sori and condition of venation (free or anastomosing) were by most authors regarded as the most important bases for classification. Thus the free-veined members of the present group were associated with *Dryopteris* and free-veined *Thelypteridaceae*, and exindusiate species were separated generically. This led to confusions of various kinds.

*) Dr. Holttum submitted the manuscript of his revision of the *Tectaria* Group for publication in *Flora Malesiana* not long before he passed away in September 1990. Some distributional data were added by the Editor. The illustrations are by P.J. Edwards, Kew.

The first major work in the 20th century was Christensen's subdivision of the unnatural aggregate of species under *Dryopteris* in his Index Filicum (1905) which included all free-veined ferns with reniform indusiate sori and their obvious exindusiate relatives. For the first time he distinguished *Ctenitis* from *Dryopteris*, pointing out the relationship of the former to *Tectaria* and also the distinctive characters of thelypteroid ferns (some of which have anastomosing veins). In his last major survey of the classification of all ferns (1938) he retained a major family *Polypodiaceae* with *Dryopteridoideae* as one subfamily; this included, in section A, *Dryopteris* and *Tectaria* with other genera related to them, with *Thelypteridaceae* in section B.

In 1940 Ching divided Christensen's *Polypodiaceae* into several families, one being *Aspidiaceae*, similar to Christensen's *Dryopteridoideae* section A of 1938. Ching divided it into two tribes, *Aspidieae* and *Dryopterideae*. In 1947 Holttum accepted Ching's two tribes, with minor changes, but placed them as subfamilies in a major family *Dennstaedtiaceae*, with the idea that *Polypodium* and its immediate allies form a very different group of ferns. Copeland, writing independently in 1947, recognized a large family *Aspidiaceae*, including *Thelypteris* and its allies, also *Athyrium/Diplazium* and the *Lomariopsis* group of genera. In his conspectus (1947: 153) the genera here dealt with appear as allies of *Ctenitis*; to them should be added *Cyclopeltis* which he associated with *Polystichum*, and *Dryopolystichum* excluded. Pichi Sermolli (1977) included both dryopteroid and tectarioid genera in his family *Aspidiaceae* and did not accept a division of it into two groups.

Holttum (1984) discussed the above history in more detail, still retaining separate groups associated with *Dryopteris* and *Tectaria* and objecting to the Tryons' arrangement in their book of 1982 in which the two groups are confused. In 1986 Holttum presented a conspectus of all Old World genera of the *Tectaria* alliance, with comments on those of the New World, pointing out the peculiar characters of *Dryopsis* Holttum & Edwards [Kew Bull. 41 (1986) 171–204] which perhaps connects the two groups. Most species of *Dryopsis* are in Mainland Asia but two are Malesian.

The structure of the junction of the bases of leaflets and the rachis that bears them is here presented as the most clear distinction between the genera allied to *Dryopteris* and those allied to *Tectaria*. This is seen best in *Lastreopsis*, *Ctenitis* and *Pteridrys* (see fig. 311 in Holttum 1955: 524). In *Lastreopsis* the relationship is exactly as in *Davallia*; *Ctenitis* only differs in the margins of the lamina which are not thickened where they are decurrent on the rachis-wing. In *Cyclopeltis* the relationship of pinna-base to rachis is only evident near the apex of the frond. An arrangement close to *Davallia* is also shown by *Rumohra*, a genus included by several authors in *Aspidiaceae*. But *Rumohra* differs from all the genera here included in its strongly dorsiventral rhizome-structure, comparable to that of *Davallia* though not identical with it, and also in its scales. [Pichi Sermolli (1977: 465) cites Chandra's study of the vascular structure in the caudex of *Maxonia* as evidence of dorsiventrality in an ally of *Dryopteris*; but the dorsiventrality in *Maxonia* is only a slight modification of the normal dictyostele of *Dryopteris*, very different from that in *Rumohra*.] *Rumohra* differs from *Davallia* in its distribution (widely in South America, also in southern Africa and Australasia) and in its spores. In Malesia, it only occurs in New Guinea. It is perhaps a connecting link between *Davallia* and the *Tectaria* group; it needs a comprehensive new morphological study.

Pichi Sermolli (l.c. 1977: 238) has stated that there are four different types of rachis-structure in *Aspidiaceae* but he deals only with the junctions of main rachis with pinna-rachises, not with the relationship between lamina-elements and the smaller distal rachises which I believe to be significant. I have expressed disagreement with him in 1984 (l.c.: 314).

KEY TO THE GENERA

- 1a. Teeth present at the bases of sinuses between pinna- or pinnule-lobes, the teeth projecting out of the plane of the lamina 2
- b. Teeth of this kind lacking 3
- 2a. Fronds simply pinnate with free veins; no unicellular glands on lamina or in sori
Pteridrys (p. 4)
- b. Fronds mostly bipinnate, their veins forming at least costal areoles; cylindric glands present **Pleocnemia** (p. 8)
- 3a. All axes of the frond bearing copious scales, the smaller ones at least partly clathrate with isodiametric cells **Ctenitis** (p. 21)
- b. Smaller axes of the frond bearing few scales which are not thus clathrate. 4
- 4a. Veins in sterile fronds anastomosing copiously; free veinlets in areoles (including those along costae) variously directed and in most species forked. 5
- b. Veins anastomosing to form costal areoles which lack free veinlets, or all veins free 7
- 5a. Fertile fronds greatly contracted and bearing indusia 6
- b. Fertile fronds not greatly contracted, or if so lacking indusia
Tectaria sect. **Tectaria** (p. 59)
- 6a. Sterile fronds simple; fertile ones irregularly deeply lobed; indusia reniform
Tectaridium (p. 36)
- b. Sterile fronds pinnate; pinnae of fertile fronds linear, with continuous indusia along each side of the costae **Chlamydogramme** (p. 37)
- 7a. Some thick multicellular hairs present between veins on the upper surface, at least near sinuses between lobes. 8
- b. No thick hairs present between veins on upper surface. 11
- 8a. Basal basisopic lobe or pinnule of basal pinnae longer than the other lobes or pinnules 9
- b. Basal basisopic lobe of basal pinnae much reduced, these pinnae widest at about mid-length **Heterogonium** (p. 105)
- 9a. Fronds not greatly longer than wide 10
- b. Fronds greatly longer than wide, with many pinnae gradually increasing in size downwards **Aenigmopteris** (p. 102)
- 10a. Veins anastomosing in some species; fertile fronds, if greatly contracted, not bearing very small pinnules **Tectaria** sect. **Sagenia** (p. 42)
- b. Veins all free; fertile fronds bipinnate with very small pinnules, exindusiata
Psomiocarpa (p. 100)
- 11a. Pinnae articulate to the rachis, entire or crenate **Cyclopeltis** (p. 116)
- b. Pinnae not articulate, deeply lobed or pinnate **Lastreopsis** (p. 120)

PTERIDRYS

Pteridrys C. Chr. & Ching, Bull. Fan Mem. Inst. Biol. 5 (1934) 129; Copel., Gen. Fil. (1947) 126; Holttum, J. Linn. Soc. Bot. 53 (1947) 153; Revis. Fl. Malaya 2 (1955) 529; Copel., Fern Fl. Philipp. (1960) 298; Pichi Sermolli, Webbia 31 (1977) 465. —

Type species: *Pteridrys syrmatica* (Willd.) C. Chr. & Ching.

Aspidium p.p., *Nephrodium* p.p., *Lastrea* p.p., quoad plur. auct.

Caudex short, erect or suberect; scales firm, narrow, entire with cordate base, multicellular hairs present with the scales and variously on the fronds; *fronds* simple-pinnate; external form of rachis and its relationship to pinnae as in *Davallia*; *pinnae* deeply lobed, the lobes ± crenate or dentate; *veins* all free, once or twice forked, the basal basiscopic vein in each lobe springing from the base of the costule (rarely from the costa), the basiscopic branch of the basal acroscopic vein (or sometimes both branches) passing to a tooth in the sinus between that lobe and the next, the tooth projecting out of the plane of the lamina; unicellular glands absent on the lamina and from sporangium-stalks; *sori* on the acroscopic branch of each vein terminal or not, indusiate, indusia reniform, sometimes asymmetric. — **Figs. 1, 2.**

Distribution — A genus of 8 known species in SE Asia (including India and Sri Lanka) and *Malesia* (6 species).

Cytology — $n = 41$ (Manton in Holttum 1955).

Note — This genus appears to be most nearly related to *Pleocnemia*, differing from the latter in free veins and in the absence of unicellular glands. But in *Pteridrys cnemidaria* (Christ) C. Chr. (from S China to NE India) there is occasional anastomosis of the basal veins of adjacent pinna-lobes and the relationship between these and the teeth in sinuses between lobes agrees with that in *Pleocnemia*. Apart from sinus-teeth, *Pteridrys* differs from free-veined species of *Tectaria* in the position of the basal basiscopic vein in each lobe which in *Tectaria* springs always from the costa.

KEY TO THE SPECIES

- 1a. Basal basiscopic lobes of basal pinnae shorter than those next to them 2
- b. Basal basiscopic lobes of basal pinnae elongate, longer than those next to them 4
- 2a. Stalks of basal pinnae c. 10 mm long **1. P. syrmatica**
- b. Stalks of basal pinnae much shorter, other pinnae mostly sessile 3
- 3a. Pinna-lobes broad and obtuse; costae bearing stiff short hairs at least near their bases **2. P. australis**
- b. Pinna-lobes acute, costae quite glabrous **3. P. acutissima**
- 4a. Pinnae mostly short-stalked, their basal acroscopic lobes not or little overlapping the rachis; sinuses between pinna-lobes 2–3 mm wide 5
- b. Pinnae (except the basal ones) quite sessile, their basal acroscopic lobes overlapping the rachis; sinuses between pinna-lobes very narrow **6. P. confertiloba**
- 5a. Basal basiscopic lobes of basal pinnae distinctly longer than the next lobes; pinna-lobes slightly toothed distally; basal acroscopic veins in larger pinnae twice forked **4. P. microthecia**

- b. Basal basispic lobes of basal pinnae little longer than the next lobes; the pinna-lobes strongly crenate-serrate almost throughout; basal acroscopic veins in larger ones once forked **5. *P. olivacea***

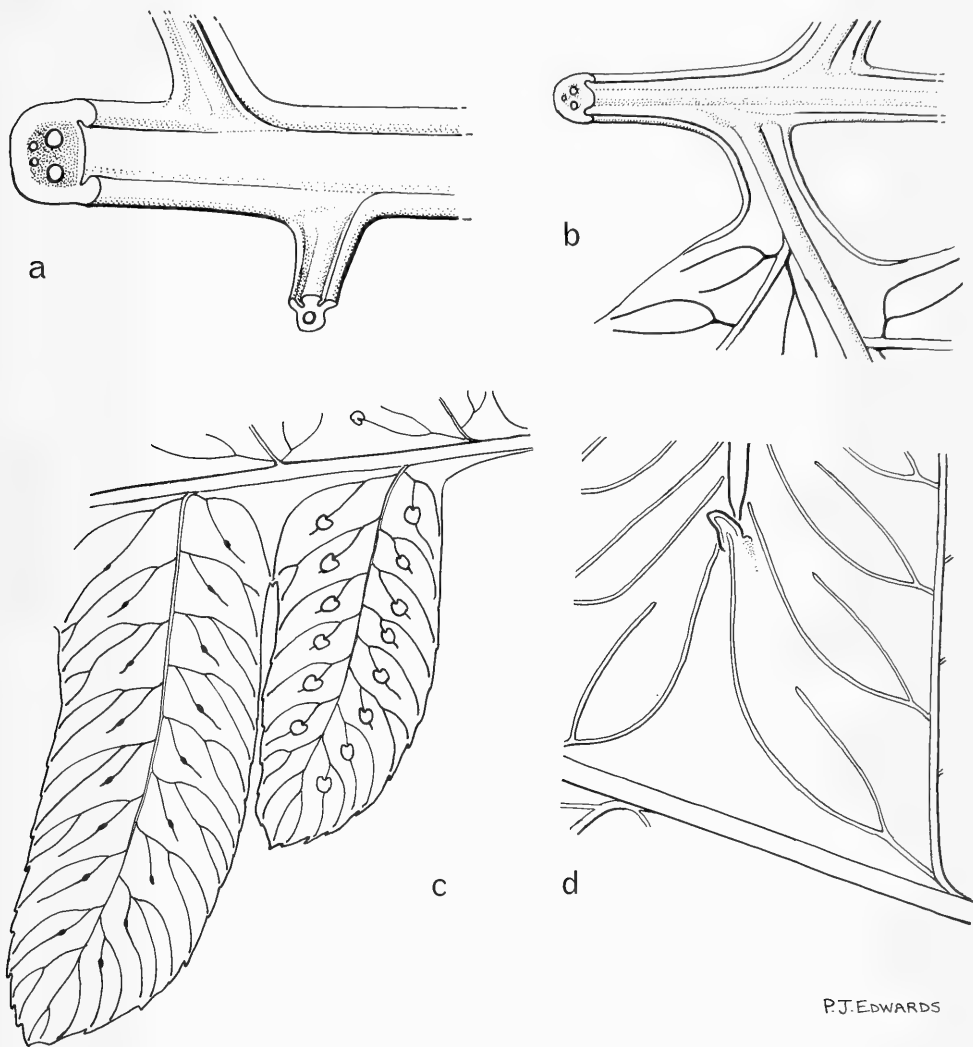
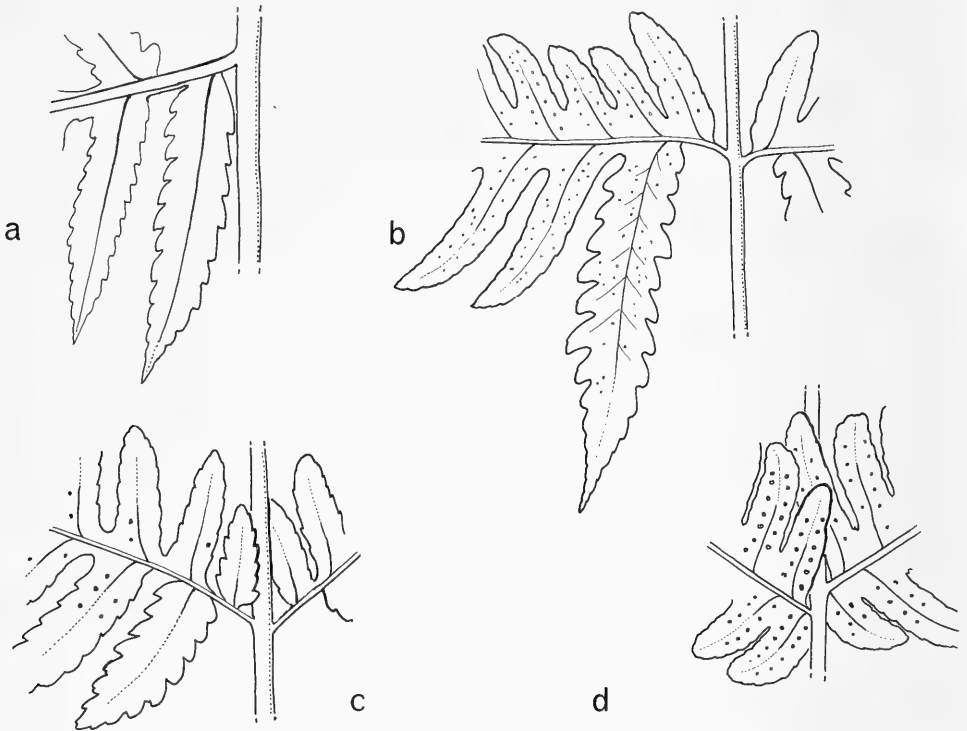


Fig. 1. *Pteridrys syrmatica* (Willd.) C. Chr. & Ching. a & b. Upper surface of rachis and bases of a) two lower pinnae, and b) two upper pinnae, showing structure of the junction, $\times 8$; c. basal basispic lobes (one with sori removed), $\times 2$; d. detail of c showing sinus tooth, $\times 9$ (a-c: van Beusekom & Santisuk 2809).

1. *Pteridrys syrmatica* (Willd.) C. Chr. & Ching, Bull. Fan Mem. Inst. Biol. 5 (1934) 131, pl. 11, 17; Holttum, Revis. Fl. Malaya 2 (1955) 530, f. 312; Copel., Fern Fl. Philipp.

(1960) 298. — *Aspidium syrmaticum* Willd. in Linn., Sp. Pl. ed. 4, 5 (1810) 237; Racib., Pteridop. Buitenzorg (1898) 171. — *Lastrea syrmatica* (Willd.) T. Moore, Index Fil. (1858) 105;



P.J. EDWARDS

Fig. 2. *Pteridrys acutissima* Ching. a. Base of basal pinna, showing the almost free pinnule, $\times 1$. — *P. microthecia* (Fée) C. Chr. & Ching. b. Base of a basal pinna, $\times 0.6$. — *P. olivacea* (Rosenst.) Copel. c. Base of a basal pinna, $\times 0.85$. — *P. confertifoloba* Holttum. d. Base of a middle pinna showing basal lobes overlapping rachis, $\times 0.85$ (a: Ridley 14742; b: Parris 6851; c: Bamler 103; d: Ledermann 7826).

Bedd., Ferns S. India (1863) t. 108; Handb. Ferns Brit. India (1883) 243, f. 124. — *Dryopteris symmactica* (Willd.) Kuntze, Revis. Gen. Pl. 2 (1891) 813; Christ, Philipp. J. Sci. 2 (1907) Bot. 210 (as var. *petiolosa*); Alderw., Malayan Ferns (1908) 193; Backer & Posth., Varenfl. Java (1939) 40. — Type: 'Habitat in Peru, Chile' (B, herb. Willd. 19765).

Aspidium spectabile Blume, Enum. Pl. Javae (1828) 158. — *Nephrodium spectabile* (Blume) Hook., Sp. Fil. 4 (1862) 115, p.p. — Type: *Blume s.n.*, Java (L; iso K, P).

Polypodium oxyodon Baker, J. Bot. 17 (1879) 66. — Type: *Burbidge s.n.*, Sulu Archip. (K; iso BM).

Stipe to 40 cm long, pallid when dried, glabrescent, basal scales to 10 mm long; lamina to 40 cm long; pinnae commonly to 10 pairs, largest c. 15×3 cm, abruptly narrowed at their bases to stalks c. 10 mm long, their apices abruptly caudate-acuminate, the narrow part crenate, 3–4 cm long, rest of pinna lobed to 3–4 mm from the costa, lobes 5 mm wide, oblique, slightly falcate, crenate at least distally; veins usually once forked; very slender hairs present on the lower surface of costae when young, also appressed between veins; sori on acroscopic branches of veins, usually terminal, indusiate; indusia thin, entire, pale olivaceous when dry, often asymmetric at their bases. — Fig. 1.

Distribution — S Thailand, Vietnam; in *W Malesia*: Celebes, Philippines.

Habitat — Often but not always on limestone, otherwise on stream banks or sloping ground, in forest; mainly in \pm seasonal areas.

Note — Hooker (1862) did not distinguish between this and allied species, citing specimens of two others, under *Nephrodium spectabile*.

2. *Pteridrys australis* Ching, Bull. Fan Mem.

Inst. Biol. 5 (1934) 142, pl. 15, 16, 19, f. 12, 13; Tard. & C. Chr., Fl. Indo-Chine 7, 2 (1941) 306; Holttum, Revis. Fl. Malaya 2 (1955) 532, f. 313. — Type: *S.P. Ko 50556*, Kwangtung (PE, not seen).

Stipe to 50 cm long; basal scales to 15×1.5 mm; *lamina* dark olivaceous when dried, to 60 cm long; pinnae to 20 pairs, basal ones a little shorter than those next above them, narrowed at the base on the basiscopic side, middle basiscopic lobes \pm elongate, stalks to 2 mm long; suprabasal pinnae sessile or nearly so, to 20×3.5 cm, lobed to 5 mm from costae, costules to 8 mm apart, lobes obtuse, slightly crenate distally, apices of pinnae short- to long-caudate; *veins* mostly once forked (twice forked on largest pinnae); a dense tuft of short hairs present on the lower surface of the base of each costa (sometimes also on the upper surface) and a few at bases of costules, slender hairs to 1 mm long \pm abundant on lower surface of rachis, costae and rarely on the veins; *sori* terminal on acroscopic branches of veins; *indusia* persistent, reniform, entire, on Malesian specimens usually hairless (hairs present on those of the type).

Distribution — S China and Burma southwards; in *Malesia*: Peninsular Malaysia (Selangor).

Habitat — On stream banks in forest, sometimes near waterfalls, at altitudes to 900 m.

3. *Pteridrys acutissima* Ching, Bull. Fan Mem.

Inst. Biol. 5 (1934) 138, pl. 13, 19, f. 15; Holttum, Revis. Fl. Malaya 2 (1955) 531; Gard. Bull. Sing. 38 (1986) 147. — Type: *Haniff 14142*, 'G. Kerbau 6000 ft' (SING; iso K).

Differing from *P. australis* as follows: supra-basal pinnae to 4.5 cm wide, lobed to 3 mm from costae, lobes \pm falcate, narrowed to an acute tip, rather strongly crenate throughout; basal pinnae of

large fronds bearing a pair of pinnules, their largest basiscopic pinna-lobes 5 cm long; hairs lacking or very short and sparse at bases of costae. — Fig. 2a.

Distribution — *Malesia*: Malay Peninsula (Perak), Borneo (Sarawak) (one collection from each).

Note — The type was collected by Haniff on a journey to Gunung Korbu in 1909. The collector's label was not preserved. Ridley assigned numbers in his own series to all Haniff's specimens and wrote the locality cited for 14142, indicating a source near the summit of the mountain. The evidence that the type was not from a high altitude is as follows. The second collection, reported by Holttum in 1986, was from 'slope of bat guano in cave mouth' in a limestone area in Gunung Mulu National Park, Sarawak. There is also a specimen from a low altitude in Perak, consisting of basal pinnae and the pair next above them; these are about intermediate between *P. australis* and the type of *P. acutissima*. The lobes of basal pinnae are little different from those of *P. acutissima*; one of the pair has one almost free basal lobe; hairs at the bases of costae are like those of *P. australis*; the upper pinnae of the frond have not been preserved. More information is needed.

4. *Pteridrys microthecia* (Fée) C. Chr. & Ching, Bull. Fan Mem. Inst. Biol. 5 (1934)

139, pl. 14, 18, f. 10, 11; Tard. & C. Chr., Fl. Indo-Chine 7, 2 (1941) 305; Copel., Fern Fl. Philipp. (1960) 299. — *Aspidium microthecium* Fée, Mém. Foug. (1865) 37, t. 41, f. 2. — *Dryopteris microthecia* (Fée) C. Chr., Index Filic. Suppl. 2 (1917) 15; C. Chr., Gard. Bull. Straits Settlement. 7 (1934) 248. — Type: *Cuming 13*, Luzon (RB; iso BM, K, L, SING).

Dryopteris mettenianum Christ, Philipp. J. Sci. 2 (1907) Bot. 210; Alderw., Malayan Ferns (1908) 815. — Type: *Cuming 13*, Luzon (P).

Dryopteris vangenderenstortii Alderw., Bull. Jard. Bot. Buitenzorg II, 23 (1916) 11; Malayan Ferns Suppl. (1917) 502. — [*Dryopteris subsagenioides* Alderw., Bull. Jard. Bot. Buitenzorg II, 11 (1913) 9; Malayan Ferns Suppl. (1917) 160; non Christ 1910.] — Type: *Amdjah 321*, N Borneo Boundary (BO).

Stipe to 60 cm long, lightly rufous and glabrous apart from sparse very short hairs near the base on the abaxial side, basal scales rather thin

and to more than 2 mm wide; *lamina* to more than 100 cm long; basal pinnae longest, their bases very asymmetric, the stalk 2–5 mm long below the basal acroscopic lobe (which is up to 3.5 cm long) and more than 20 mm below the basal basicopic lobe which is commonly 8–12 cm long (to 16 cm) and more than 2 cm wide, deeply lobed; second basicopic lobe much shorter than the basal one; suprabasal pinnae to c. 30 cm long and 5–6 cm wide, lobed to 5 mm from costae, sinuses between lobes 2–3 mm wide, the lobes slightly falcate, distinctly but shallowly crenate-serrate near their acute tips only; *veins* in most pinnae once forked (twice forked only in the largest lobes), basal basicopic veins often arising from the costa below the bases of their costules; all surfaces glabrous apart from sparse very short hairs near the bases of costae (seen only on young fronds); *sori* at the apices of acroscopic vein-branches; *indusia* little over 0.5 mm in diameter. — **Fig. 2b.**

Distribution — S Vietnam; in *Malesia*: Philippines (widely), Borneo, Celebes, New Guinea.

Habitat — In forest, to 1200 m, reported several times from steep rocky slopes above streams.

5. *Pteridrys olivacea* (Rosenst.) Copel., Gen. Fil. (1947) 126. — *Dryopteris olivacea* Rosenst., Hedwigia 56 (1915) 352. — Type: *Bamler 103*, E New Guinea, Sattelberg (iso K).

Allied to *P. microthecia*, differing as follows: basal basicopic lobes of basal pinnae to c. 6 cm

long, little longer than the next lobes; suprabasal pinnae lobed to 2–3 mm from their costae, their lobes strongly crenate-serrate throughout. — **Fig. 2c.**

Distribution — *Malesia*: New Guinea (NE New Guinea, New Ireland).

Habitat — On steep rocky river banks at altitudes to 900 m.

Note — Several collections, from widely separated localities, agree in the specified differences from *P. microthecia*. The two species are certainly closely allied, agreeing in almost wholly glabrous fronds and the position of basal basicopic veins on some pinnae.

6. *Pteridrys confertiloba* Holttum, nom. nov. et stat. nov. — *Dryopteris mettenianum* Christ var. *novoguineensis* Brause, Bot. Jahrb. Syst. 56 (1920) 93. — Type: *Ledermann 7826*, E New Guinea, Sepik River Exp. (B; iso K).

Allied to *P. microthecia*, differing as follows: all pinnae sessile; sinuses between pinna-lobes very narrow; basal acroscopic lobes of basal pinnae almost free; basal acroscopic lobes of suprabasal pinnae overlapping the rachis on its abaxial side, all lobes distinctly though shallowly crenate throughout, their apices mostly obtuse. — **Fig. 2d.**

Distribution — *Malesia*: New Guinea (known only from the type and one collection from the Markham valley, *Wakefield 1417*).

Habitat — The type from open rocky forest in a gorge.

PLEOCNEMIA

Pleocnemia Presl, Tent. Pterid. (1836) 183, t. 7, f. 12; Hook., Gen. Fil. (1842) t. 70A, f. 3 only, & t. 97; Presl, Epim. Bot. (1851) 50; Fée, Mém. Foug. 5. Gen. Filic. (1852) 311; J. Sm., Ferns Brit. For. (1866) 146, f. 71; Bedd., Handb. Ferns Brit. India (1883) 223, for *P. leuzeana* only; Alderw., Malayan Ferns (1908) 170, 810, for *P. leuzeana* only; Holttum, Reinwardtia 1 (1951) 171; Kew Bull. 29 (1974) 341. — *Nephrodium* § *Pleocnemia* Hook., Sp. Fil. 4 (1862) 61, for *N. leuzeanum* only. — Type species: *Pleocnemia leuzeana* (Gaud.) Presl.

Dictyopteris Presl, Tent. Pterid. (1836) 194, t. 8, f. 7, excl. *D. attenuata* Presl; Fée, Mém. Foug. 5. Gen. Filic. (1852) 267, non Lamour. 1809. — *Arcypteris* Underw., Bull. Torrey Bot. Club 30 (1903) 678; Holttum, Reinwardtia 1 (1951) 191. — Type species: *Dictyopteris irregularis* (Presl) Presl.

Dictyopteris auct.: Bedd., Handb. Ferns Brit. India (1883) 298, for *D. difformis* only. *Aspidium* p.p. & *Tectaria* p.p. quoad auct. plur.

Caudex usually erect, sometimes to 30 cm or more tall but with little sclerotic tissue; *fronds* commonly 150–300 cm long; bases of *stipes* covered with thin narrow dull brown scales, their edges entire or with short teeth formed by the projecting wall between adjacent cells; vascular strands in stipe more numerous than in *Tectaria*, with additional small accessory strands outside the ring which is present in *Tectaria*, and additional large strands on the adaxial side also; *lamina* bipinnatifid to bipinnate-tripinnatifid (or at base tripinnate), *basal pinnae* with greatly enlarged basiscopic lobes or pinnules; rachises with very short septate hairs on their raised upper surfaces; pinnae and pinnules \pm deeply lobed, with a tooth projecting out of the plane of the lamina in each sinus between two lobes; *veins* always forming a narrow costal areole, lacking free veinlets within it, between the bases of costules (whether of pinna- or pinnule-lobes) and often similar areoles along costules (the outer veins of costal areoles never joining the costa at their distal ends as normally in *Tectaria*), with additional anastomosis of veins forming \pm isodiametric areoles below the sinuses and external to costular areoles where space allows, rarely with short free veinlets in them; *sori* variously placed on free or anastomosing veins, round, indusiate or not (indusia reniform where present); thick glandular hairs, spherical, clavate or cylindrical, yellow or red, present at the ends of hairs on the stalks of sporangia, often also on the lower surface of costules and veins. — **Figs. 3, 4.**

Distribution — Mainly *Malesian*, extending to NE India and SE China, eastwards to Samoa; about 20 species.

Habitat — Forest ferns, but generally not in the deepest shade; several are reported from rocky places, at least one from limestone.

Cytology — $n = 41$ [Manton in Holttum (1955); M.G. Price in Holttum (1974)].

Taxonomy — There are two groups of species, for the types of which Presl in 1836 established the genera *Pleocnemia* and *Dictyopteris* (later renamed *Arcypteris* Underw.). I retained both genera in a monographic treatment in 1951 but remarked on their close alliance, and united them in 1974. A probable hybrid having one parent from each group is known (*P. \times intermedia*). The only differences between the two groups are a more complex venation and less distinct sinus-teeth in *Arcypteris*.

Confusion as regards generic assignment of these ferns in the 19th century resulted from emphasis on two kinds of characters: pattern of venation, which these ferns share with *Tectaria* sect. *Sagenia* (and less clearly with some thelypteroid ferns), and the presence or absence of indusia. Until Diels (1899) it was not fully understood that species lacking indusia could be closely allied to others which have them and thus be congeneric.

Furthermore, the distinctive combination in *Pleocnemia* of some other characters was ignored. To anyone seeing a living plant, as did Gaudichaud when he collected specimens of *P. leuzeana*, the presence of sinus-teeth which project out of the plane of a pinnule, described and figured by him, is striking. The sinus-teeth were noticed by Gaudichaud, John Smith (who had living plants in his care) and for one species by Van Alderwerelt; Presl, Fée and Hooker ignored them and omitted them from their illustrations. Unicellular yellow or orange glands were noticed by various authors but not thought to be of generic significance. The peculiar vascular anatomy of stipes was observed only by Fée [Gen. Fil. (1852) t. 21A] for *P. macrodonta* and shown in a distorted form from a dried specimen.

The species here placed as nos 1–4 are closely allied; two of them have been ranked as varieties of *P. irregularis*. They agree in exindusiate sori, for which reason earlier authors placed them in *Polypodium*, or in *Dictyopteris* which Presl placed with polypodioid ferns. The original species of *Pleocnemia* is also exindusiate and was earlier named *Polypodium leuzeanum* by Gaudichaud; in 1836 Presl placed it with polypodioid ferns. But among Cuming's Philippine collections were four numbers, all resembling *P. leuzeana* in frond-form and venation, two of them clearly indusiate. John Smith, who made the first survey of Cuming's collections (1841) regarded all four as forms of *P. leuzeana*, which he placed with aspidioid ferns, remarking that indusia in these ferns were often small and soon shed. Hooker [Gen. Fil. (1842) t. 97] accepted John Smith's judgement and illustrated a fertile pinnule of *P. cumingiana* and a sterile one of *P. conjugata* under the name *P. leuzeana*. Later Beddome (1866) published as *P. leuzeana* a drawing of the sterile apex of a frond (probably *P. conjugata*) from Moulmein in Burma along with an enlarged drawing of a fertile pinnule-lobe of *P. cumingiana*, not stating that the latter was from a non-Burmese specimen (he cited *P. conjugata* and *P. cumingiana* as synonyms).

In 1857 Thomas Moore accepted the genus *Pleocnemia*, defining it by frond-form, venation and indusiate sori, and added one species of *Heterogonium* and one thelypteroid species. In 1864 Hooker, ranking *Pleocnemia* as a section of *Nephrodium*, added two more thelypteroid species, but John Smith (1875) rejected these additions. Beddome (1883) added species here included in *Tectaria* sect. *Sagenia* and he placed all exindusiate species of *Tectaria* in *Dictyopteris*. In general, Van Alderwerelt followed Beddome. Copeland, in all his later works, included the type species of both *Pleocnemia* and *Dictyopteris* Presl in *Tectaria*.

Though Copeland lived for several years at Los Baños, at the foot of Mt Makiling in Luzon, he never discovered distinctions among the plants of *Pleocnemia* s.s. growing in the forest on that mountain and in 1960 included all in *P. leuzeana*. He did recognize as distinct an exindusiate species in Sumatra (*P. olivacea*) in 1914 and Van Alderwerelt another in Java (*P. hemiteliiformis*). From my field and herbarium studies based on Singapore I recognized that *Pleocnemia* is a genus distinct from *Tectaria* and that (apart from *P. irregularis*) three distinct species exist in the Malay Peninsula. After a further study of specimens in the Bogor herbarium I identified the peninsular species as *P. olivacea*, *P. hemiteliiformis* and *P. conjugata* (Blume) Presl, the last-named based on *Aspidium conjugatum* Blume (type from Java), a name ignored by Backer and Posthumus in their fern-flora of Java. I also saw duplicates of all the Cuming Philippine collections and realized that they do not all belong to one species. I attempted to account for all this new information in a paper published in 1951. In more recent years M.G. Price has made detailed field studies of Philippine species and has confirmed the distinctions between species which I had based on Cuming's specimens; this further information is included in a second paper, published in the Kew Bulletin in 1974.

The species of *Pleocnemia* s.s. (nos 6–18) are all similar in frond-form and venation. The fronds of mature plants of all are very large and cannot be mounted whole on herbarium sheets. The basal pinnae are of distinctive form on the basiscopic side near the base, but distally are much like those next above them; more distal pinnae decrease gradually. Some herbarium specimens are from immature plants; few are annotated to indicate which

part of a frond they represent. Thus it is sometimes difficult to make comparisons between one specimen and another. For purposes of identification one must rely mainly on the form of pinnules of larger suprabasal pinnae and on the sori they bear. The scales at the bases of stipes are also sometimes important but are lacking from most specimens. The abundance of appressed glands on the lower surface of veins appears to be variable in fronds of the same species, also their thickness; their shape and colour may be distinctive. More evidence from living plants is needed.

In 1912, dealing with specimens from New Guinea, Rosenstock remarked on the differences in spore-form from specimens which he regarded as different varieties of *P. leuzenana*. I examined spores of all species and confirmed that they are of three kinds, basing my key of 1951 on them. They offer important evidence for the distinctions between *P. cumingiana* and *P. presliana* which otherwise are not easy to distinguish except that the former is indusiate, the latter not. Field study has shown that plants of *P. presliana* are smaller and have different scales. Cytological examination might provide further evidence and experimental hybridization might give further understanding.

Key to the species — The distinctness of some species (e.g. *P. cumingiana* and *P. conjugata*) is very evident, but for others more difficult to state clearly, and more evidence from field studies is needed. The present key doubtless needs improvement.

KEY TO THE SPECIES

- 1a. Fronds usually bipinnatifid apart from basal pinnae; pinnules, if present, mostly adnate to pinna-rachis; many additional areoles always present below sinuses between lobes; sinus-teeth only evident in larger sinuses 2
- b. Fronds amply bipinnate on mature plants, most pinnules not adnate; areoles few below sinuses; sinus-teeth always evident 5
- 2a. Fronds normally bipinnatifid, the largest sometimes bipinnate near the base; sori scattered irregularly, very abundant **1. P. irregularis**
- b. Fronds, at least in basal parts, bipinnate with lobed pinnules; sori all, or almost all, arranged in one row on each side of costules of pinnule-lobes 3
- 3a. Sori midway between costules and margins of pinnule-lobes and also some on basal veins **2. P. macrodonta**
- b. Sori close to margins of pinnule-lobes, lacking on basal veins 4
- 4a. Pinnules of suprabasal pinnae acuminate, to 12 cm long and 2 cm wide at their broadly cuneate bases, not adnate to pinna-rachis **3. P. brongniartii**
- b. Pinnules of suprabasal pinnae to 4 × 0.8 cm with blunt apices, adnate to pinna-rachis **4. P. andaiensis**
- 5a. Sori present on all vein-branches, in more than 1 row on each side of costules, several sori irregularly arranged on veins below sinuses **5. P. × intermedia**
- b. Sori almost always in a single row on each side of the costules (sometimes on both branches of a vein), additional ones below sinuses few 6
- 6a. Sori indusiate 7
- b. Sori exindusiate 12

- 7a. Pinnules of middle pinnae lobed c. 2/5 towards costules, lobes distinctly falcate; sinus-teeth narrow. 8
 b. Pinnules more deeply lobed; sinus-teeth triangular 9
 8a. Pinnules short-acuminate, lobes obtuse **6. P. conjugata**
 b. Pinnules long-acuminate, lobes acute **7. P. acuminata**
 9a. Pinnule-lobes subentire (small teeth distally) **8. P. pleiotricha**
 b. Pinnule-lobes crenate to lobulate 10
 10a. Stipe dark, glossy; pinnules to 25 × 5 cm, pinnate for half their length
 **9. P. porphyrocaulos**
 b. Stipe not dark and glossy; largest pinnules not thus pinnate 11
 11a. Pinnules to 15 × 3 cm, their lobes lobulate, drying brown-olivaceous
 **10. P. cumingiana**
 b. Pinnules commonly 8 × 1.8 cm, their lobes crenate, drying greenish
 **11. P. seranensis**
 12a. Pinnules lobed about 2/3 towards costa; lobes entire or at most minutely crenate-
 dentate 13
 b. Pinnules lobed more deeply or not; lobes distinctly crenate 15
 13a. Costules 4–4.5 mm apart; several costular areoles present; basal scales to 5 cm
 long, 3 mm wide at base **12. P. hemiteliiformis**
 b. Costules to 6 mm apart; few costular areoles present; basal scales shorter and nar-
 rower 14
 14a. Sinus-teeth narrow, short, in base of sinus **13. P. olivacea**
 b. Sinus-teeth broadly triangular, on basicopic side of base of sinus
 **14. P. leuzeana**
 15a. Pinnules of suprabasal pinnae to 4.5 cm wide, their lobes acute
 **15. P. megaphylla**
 b. Pinnules of suprabasal pinnae to 2.5 cm wide, their lobes obtuse 16
 16a. Pinnules all lobed to c. 1 mm from costa, to 2.5 cm wide, spores not spinulose
 **16. P. presliana**
 b. Pinnules lobed less deeply, narrower; spores spinulose **17. P. dahlii**

1. Pleocnemia irregularis (Presl) Holttum, Kew Bull. 29 (1974) 347, f. 1E. — *Polypodium irregulare* Presl, Reliq. Haenk. (1825) 25, t. 4, f. 3; Blume, Fl. Javae Filic. (1829) 164, t. 72; Hook., Sp. Fil. 5 (1864) 101; Holttum, Novit. Bot. Delect. Seminum Horti Bot. Univ. Carol. Prag. 1968 (1969) 21. — *Dictyopteris irregularis* (Presl) Presl, Tent. Pterid. (1836) 194, t. 8, f. 7. — *Phegopteris irregularis* (Presl) Mett., Ann. Mus. Bot. Lugd. Bat. 1 (1864) 225. — *Aspidium irregulare* (Presl) C. Chr., Index Filic. (1905) 78. — *Tectaria irregularis* (Presl) Copel., Philipp. J. Sci. 2 (1908) Bot. 416; Backer & Posth., Varenfl. Java (1939) 77;

Copel., Fern Fl. Philipp. (1960) 309, excl. syn. *Dictyopteris macrodonta* Fée. — *Arcypteris irregularis* (Presl) Ching, Sunyatsenia 5 (1940) 251; Holttum, Reinwardtia 1 (1951) 193, f. 1–3; Revis. Fl. Malaya 1 (1955) 538, f. 317, 318. — Type: *Haenke s.n.*, Philippines (wrongly stated to be from Mexico); not seen by Holttum 1969.

Aspidium difforme Blume, Enum. Pl. Javae (1828) 160; Copel., Polypod. Philipp. (1905) 35. — *Polypodium difforme* (Blume) Blume, Fl. Javae Filic. (1829) 131; Racib., Pteridop. Buitenzorg (1898) 118. — *Phegopteris difformis* (Blume) Mett., Fil. Hort. Bot. Lips. (1856) 84, t. 25, f. 8.

- *Dictyopteris difformis* (Blume) T. Moore, Index Fil. (1858) 90; Bedd., Handb. Ferns Brit. India (1883) 300. — *Arcypteris difformis* (Blume) Underw., Bull. Torrey Bot. Club 30 (1903) 678. — Type: *Blume s.n.*, Java (L 908,300-30).
- Polypodium confertum* Roxb., Calcutta J. Nat. Hist. 4 (1844) 493; Morton, Contr. U.S. Natl. Herb. 38 (1974) 337. — Lectotype (Morton): *W. Roxburgh Jr.*, 'Chittagong' (Roxburgh, l.c.), more likely from Penang (BR).
- Polypodium multiflorum* Roxb., Calcutta J. Nat. Hist. 4 (1844) 493, non Roth 1797; Morton, Contr. U.S. Natl. Herb. 38 (1974) 351. — Type: *C. Smith s.n.*, Ambon (G).
- Polypodium eximium* Kunze, Bot. Zeitung (Berlin) 4 (1846) 424; Morton, Contr. U.S. Natl. Herb. 38 (1974) 338. — Lectotype (Morton): *Zollinger 514A*, Java (G; iso LE).

Caudex short, its apex and bases of stipes densely covered with narrow dark brown scales 3–4 cm long; *stipe* to 80 cm long, green when living, glabrescent; *lamina* to at least 100 cm long and 60 cm wide, deeply bipinnatifid or just bipinnate near the base; *pinnae* in many pairs, the lowest with a deeply lobed basiscopic pinnule to 20 cm long and 6 cm wide, much longer than the next pinnule; suprabasal *pinnae* to 40 × 12 cm, the largest with a few pairs of ± sessile pinnules, distally deeply lobed, the lobes falcate, the largest lobes with crenate margins and acute apex, c. 1 cm wide, a short broad tooth present at the bases of the larger sinuses; upper *pinnae* gradually less deeply lobed; rachis and bases of costae bearing short hairs on the upper surface, the rest glabrous, lower surface of rachis and costae bearing some hairs 1 mm long, surfaces of costules and veins bearing red glands like those in the sori; *veins* forming single narrow areoles along costae between one costule and the next and shorter areoles along costules, rest of the lamina below sinuses filled with 4–6-sided areoles, rarely with included free veins; *sori* small, close, scattered irregularly, exindusiate, round or often extending along the veins and sometimes confluent; sporangia often bearing red spherical glands on the hairs attached to their stalks. — **Fig. 3a.**

Distribution — Southern Burma, Thailand, Vietnam; throughout *Malesia*; Carolines, Solomons, Fiji.

Habitat — In lowland forest; in western *Malesia* 'tolerating drier conditions than many other terres-

trial forest species' (Holtum 1955); 'especially on steep valley slopes' (Backer & Posthumus 1939).

Note — In Thailand and Vietnam occur very large plants which have more fully bipinnate fronds than those in *Malesia*. These are named *Tectaria cumingiana* by Tard. & C. Chr., Fl. Indo-Chine 7 (1941) 412 [= *Pleocnemia macrodonta* (Fée) Holtum] but are much less fully bipinnate than in that species and have sori arranged as in *P. irregularis*.

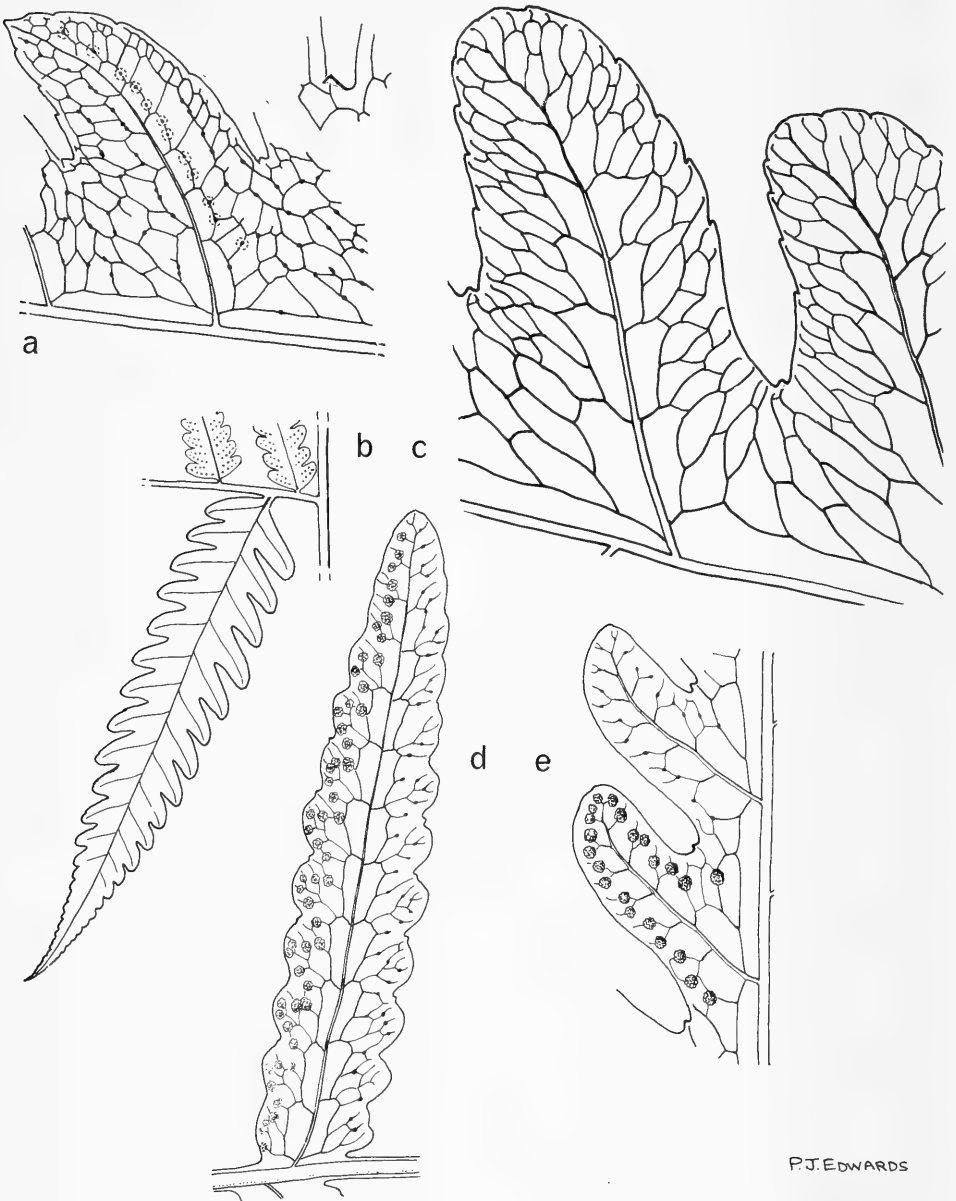
- 2. *Pleocnemia macrodonta*** (Fée) Holtum, Kew Bull. 29 (1974) 348. — *Dictyopteris macrodonta* Reinw. ('*macrodon*') ex. [Presl, Tent. Pterid. (1836) 194, nom. nud.; J. Sm., J. Bot. 3 (1841) 396, for *Cuming* 9 only, nom. nud.] Fée, Gen. Fil. (1852) 267, pl. 21, f. A2. — *Phegopteris macrodonta* (Fée) Mett., Farngett. IV (1858) 31. — *Polypodium macrodon* Reinw. ex Baker, Syn. Fil. (1867) 318. — *Tectaria irregularis* var. *macrodon* Copel., Philipp. J. Sci. 2 (1907) Bot. 417. — *Tectaria macrodus* (Baker) C. Chr., Index Filic. Suppl. 3 (1934) 181. — *Arcypteris macrodonta* (Fée) Holtum, Reinwardtia 1 (1951) 194. — Type: *Cuming 9*, Luzon (Fée's specimen not at RB; iso K, L; the isotype in K is here chosen as lectotype. It is the holotype of *Polypodium cumingianum* and *P. macrodon*).

Polypodium cumingianum Hook., Sp. Fil. 5 (1864) 103, excl. pl. ex Samoa, Fiji (not *Pleocnemia cumingiana* Presl). — *Tectaria cumingiana* (Hook.) C. Chr., Notul. Syst. 7 (1938) 96, but not sensu Tard. & C. Chr., Fl. Indo-Chine 7 (1941) 412.

Aspidium whitfordii Copel. in Perkins, Fragm. Fl. Philipp. (1905) 176. — Type: *Whitford 201*, Luzon, Bataan Prov. (coll. lost).

Tectaria irregularis auct.: Copel., Fern Fl. Philipp. (1960) 309, p.p.

Differing from *P. irregularis* as follows: scales to 2 cm long and more than 1 mm wide; *pinnae* conspicuously pinnate, the pinnules sessile and mostly ± adnate, unequally cuneate at the base (broader on the acroscopic side), their margins lobed to one third or more towards the costa; sori in two close rows on either side of each costule, often somewhat confluent, with additional sori near the sinuses in the broader pinnules. — **Fig. 3b, c.**



P.J. EDWARDS

Fig. 3. *Pleocnemia irregularis* (Presl) Holttum. a. A single lobe, showing position of sori, $\times 2.2$. — *P. macrodonta* (Fée) Holttum. b. A basal basispic pinnule, $\times 0.45$; c. detail of lobes showing venation and sinus teeth, $\times 3.3$. — *P. andaiensis* (Baker) Holttum. d. Two lobes from near the apex of a pinna, $\times 4$; e. one segment from near the base of the same pinna, showing venation, sori and sinus teeth between lobes (sori removed from the right side), $\times 2.2$ (a: cult. Singapore, as in Reinwardtia 1 (1951) 192; b, c: Holttum s.n., Sarawak, cult. Kew 335-58; d, e: Beccari s.n., Andai).

Distribution — *Malesia*: Borneo (Sarawak), Philippines (Luzon, Sibuyan, Mindoro), E New Guinea, Admiralty Is., New Britain.

Notes — Fée did not print a description, but his figures (overlooked by Hooker) adequately distinguish this species from *P. irregularis* and *P. brongniartii*. The specimens named *Tectaria cumingiana* by Tardieu & C. Christensen (1941) represent the large form of *P. irregularis* referred to above.

Presl in 1836 based his new name *Dictyopteris macrodonta* on *Polypodium macrodon* Reinw.; in 1867 the latter binomial was preferred by Baker to *Polypodium cumingianum* Hook.; but neither Presl nor Baker cited a particular publication by Reinwardt, and I find no evidence that Reinwardt published the name which is not in either part of his *Sylloge Plantarum Novarum* (1824).

3. *Pleocnemia brongniartii* (Bory) Holttum, Kew Bull. 29 (1974) 350. — *Polypodium brongniartii* Bory in Duperry, Voy. Monde 1 (1828) 263, t. 34; Hook., Sp. Fil. 5 (1864) 103. — *Phegopteris brongniartii* (Bory) Mett., Farngett. IV (1858) 31. — *Aspidium brongniartii* (Bory) Diels in E. & P., Nat. Pflanzenfam. I, 4 (1899) 186; Copel., Polypod. Philipp. (1905) 35. — *Tectaria irregularis* var. *brongniartii* Copel., Philipp. J. Sci. 2 (1907) Bot. 417. — *Arcypteris brongniartii* (Bory) Holttum, Reinwardtia 1 (1951) 195. — Type: *d'Urville s.n.*, Waigeo Is. (P).

Dictyopteris pteroides Presl, Tent. Pterid. (1836) 194; Fée, Gen. Fil. (1852) t. 21, f. A1; Alderw., Malayan Ferns (1908) 515. — [*Polypodium pteroides* Presl, Reliq. Haenk. (1825) 25, non Retz. 1791; Holttum, Novit. Bot. Delect. Sem. Horti Bot. Univ. Carol. Prag. 1968 (1969) 21.] — Type: *Haenke s.n.*, Luzon (PRC).

Similar to *P. macrodonta* in the size and branching of its fronds and in the shape of pinnules, differing in the arrangement of sori which are all near the margins of the lobes of pinnules or of pinnae near the frond-apex.

Distribution — *Malesia*: New Guinea (Waigeo Is.), Philippines (southern Luzon, Sibuyan).

4. *Pleocnemia andaiensis* (Baker) Holttum, Kew Bull. 29 (1974) 350. — *Polypodium* (*Dictyopteris*) *andaiense* Baker in Beccari, Malesia 3

(1886) 45. — *Dictyopteris andaiensis* (Baker) Alderw., Malayan Ferns (1908) 514. — *Tectaria andaiensis* (Baker) C. Chr., Index Filic. Suppl. 3 (1934) 177; Dansk Bot. Ark. 9 (1937) 49; Copel., Philipp. J. Sci. 78 (1951) 414. — Type: *Beccari s.n.*, Andai, W New Guinea (FI; iso K). *Nephrodium giganteum* auct. non (Blume) Baker 1874; Cesati, Rendiconti Reale Accad. Sci. Fis. (Napoli) 16 (1877) 26. — *Arcypteris gigantea* Holttum, Reinwardtia 1 (1951) 195, nom. illeg.

Differs from *P. brongniartii* as follows: supra-basal pinnae to 30 cm long, near their bases bearing a few pairs of separately adnate pinnules, the largest 4.5 × 0.9 cm, lobed to almost halfway to the costa, lobes broadly rounded, basal acroscopic ones not enlarged, costules 3.5–4 mm apart connected by 1 row of costal areoles; rather sparse small scales and short hairs present on upper surface of rachis and costae, very slender hairs on the lower surface; unicellular ± elongate reddish glands present on lower surface, mostly on veins, some also on the upper surface; sori in a row near (but not touching) the margin of each pinnule-lobe, the distal ones on free veins; glands not seen in sori. — **Fig. 3d, e.**

Distribution — *Malesia*: W New Guinea (known from two collections, the second being *van Royen 3144*, Sorong District).

Note — The name *Nephrodium giganteum*, published by Cesati in 1877, was a misidentification of Beccari's specimen later named *Polypodium andaiense* by Baker.

5. *Pleocnemia × intermedia* Holttum, Kew Bull. 29 (1974) 349. — Type: *Wright & Isma-wi S 32555*, Sarawak, Limbang Dist. (K; iso L).

Basal scales c. 2.5 cm long, very narrow, distally filiform and tangled; basal pinnae to 80 cm long, their basal basicopic branches 45 cm long, both with separate pinnules almost to the apex; middle pinnules of suprabasal pinnae mostly 8 × 2 cm with winged stalks 2 mm long, lobed 3/4 towards costae, basal lobes deeply crenate, distal ones shallowly; sinus-teeth broad and very short in lower sinuses, narrow and short in distal ones; costules 5 mm apart; veins forming costal areoles with a few additional ones below sinuses, veins in pinnule-lobes twice forked to paucipinnate, the lower veinlets anastomosing irregularly, distal ones

(in crenatures) free; lower surface glabrous apart from thick glandular hairs on costules and veins; *sori* small, exindusiate, on almost all vein-branches both in pinnule-lobes and below sinuses; spores few and shrivelled.

Distribution – Known only from the type.

Habitat – Lower slopes of a ridge in low Dipterocarp forest.

Note – This is evidently a hybrid between *P. irregularis* and one of the amply bipinnate species, perhaps *P. olivacea*. No other specimens of such possible hybrids are known.

6. *Pleocnemia conjugata* (Blume) Presl, Epim. Bot. (1851) 259; Holttum, Reinwardtia 1 (1951) 177, f. 1, 5, 7, 9; Revis. Fl. Malaya 2 (1955) 534, f. 314; Molesworth Allen, Gard. Bull. Sing. 17 (1959) 268; Holttum, Kew Bull. 29 (1974) 350. — *Aspidium conjugatum* Blume, Enum. Pl. Javae (1828) 169. — Type: ex Herb. Blume, Moluccas (L; iso K).

Pleocnemia javanica Presl, Epim. Bot. (1851) 259; Holttum, Novit. Bot. Delect. Seminum Horti Bot. Univ. Carol. Prag. 1968 (1969) 46. — Lectotype (selected here): *Zollinger 1459* (BM, not in PRC).

Pleocnemia fimbriifera Alderw., Bull. Jard. Bot. Buitenzorg II, 16 (1914) 28. — *Tectaria fimbriifera* (Alderw.) C. Chr., Index Filic. Suppl. 3 (1934) 179. — Type: *C. G. Matthew s.n.*, Sumatra, G. Singgalang, 750 m (BO).

Pleocnemia conjugata var. *elatior* Holttum, Reinwardtia 1 (1951) 179. — Type: *C. G. Matthew 512*, Sumatra, G. Singgalang, 1500 m (BO).

Pleocnemia leuzeana auct.: Hook., Gen. Fil. (1842) t. 97, f. 1, 2 only; Bedd., Ferns Brit. India (1866) t. 134 for sterile frond only; Handb. Ferns Brit. India (1883) 228, p.p.; Alderw., Malayan Ferns (1908) 172, p.p. — *Tectaria leuzeana* auct.: Backer & Posth., Varenfl. Java (1939) 73, p.p.

Basal scales long-attenuate, conspicuously dentate distally; lamina to 120 cm long; suprabasal pinnae to 70 cm long, their pinnules sessile, 8–13 cm long, 1.8–2.3 cm wide, lobed a little more than halfway to costa, very firm, almost glaucous beneath when living, brown-olivaceous when dried; costules 5–6(–7) mm apart; lobes distinctly falcate and minutely dentate distally, sinuses between them very narrow; sinus-teeth small, narrow and curved; veins forming costal areoles with a few ad-

ditional ones below sinuses, costular areoles usually near bases of lobes only; glands present on lower surface of costules and veins; *sori* in a single row midway between costule and margin of a pinna-lobe, rather large, indusiate; spores with a narrow ± continuous wing and a few cross-wings. — **Fig. 4a, b.**

Distribution – Hong Kong, Burma; throughout *Malesia*.

Habitat – Apparently in areas with a short regular dry season (in the Peninsula only in the north) and in rather open forest.

7. *Pleocnemia acuminata* Holttum, Reinwardtia 1 (1951) 182; Kew Bull. 29 (1974) 351. — Type: *Lörzing 5644*, Sumatra, Sibolangit (BO).

Differs from *P. conjugata* as follows: lamina more rigid; pinnae and pinnules narrowly acuminate; pinna-lobes more widely spaced and acute; spores as in *P. leuzeana*.

Distribution – *Malesia*: Sumatra (Sibolangit) (2 collections).

Note – This is very near *P. conjugata* and specimens of the latter have also been collected at Sibolangit. A local survey is needed.

8. *Pleocnemia pleiotricha* Holttum, Reinwardtia 1 (1951) 182, f. 12, 13; Kew Bull. 29 (1974) 351. — Type: *Elmer 21421*, Sabah, Tawau (SING; iso BO, K).

Basal scales to 3 cm long and 1.5 mm wide, rather firm, attenuate but the tips not filiform nor dentate; pinnules of suprabasal pinnae to 11 × 2.2 cm, with stalks 2 mm long, rather abruptly acuminate, lobed 3/4 towards costae, lobes well spaced, minutely dentate distally (about as in *P. conjugata*); sinus-teeth broadly triangular; veins forming costal areoles with no additional ones below sinuses, costular areoles usually 1 pair only; red glands on costules and veins abundant; *sori* indusiate, indusia thin. — **Fig. 4d, e.**

Distribution – *Malesia*: S Sumatra, N Borneo.

9. *Pleocnemia porphyrocaulos* Alderw., Bull. Jard. Bot. Buitenzorg III, 5 (1922) 215; Holttum, Reinwardtia 1 (1951) 188. — Type: *Béguin 1123*, Ternate (BO; iso L).

Stipe very dark, glossy; largest suprabasal *pinnae* 135 cm long; pinnules to 25 cm long, 5 cm wide at the base, pinnate for half their length; third-order leaflets to 3×0.8 cm, lobed halfway to their costae, a row of areoles present along each side of costae, 2 or 3 indusiate *sori* in each lobe; largest pinnatifid pinnules with falcate dentate lobes 3 mm wide separated by more than their own width; spores as in *P. cumingiana*.

Distribution — *Malesia*: Moluccas (known from the type only).

Note — So far as present information goes, the smaller pinnules of the type are not distinguishable from those of *P. cumingiana*, but the very dark glossy stipes are distinctive, and the largest pinnules are far larger and far more fully pinnate than those on the largest known specimen of *P. cumingiana* which has the basal pinnule-lobes just free as tertiary leaflets.

10. *Pleocnemia cumingiana* Presl, Epim. Bot. (1851) 50; Holttum, Reinwardtia 1 (1951) 188, f. 20; Novit. Bot. Delect. Seminum Horti Bot. Univ. Carol. Prag. 1968 (1969) 46; Kew Bull. 29 (1974) 382. — Lectotype (Holttum 1951): *Cuming 107*, Luzon (PRC; iso BM, K, SING).

Nephrodium chrysotrichum Baker, Ann. Bot. (London) 5 (1891) 328. — *Tectaria chrysotricha* (Baker) C. Chr., Index Filic. Suppl. 3 (1934) 178; Bernice P. Bishop Mus. Bull. 177 (1934) 101. — *Pleocnemia chrysotricha* (Baker) Holttum, Reinwardtia 1 (1951) 187. — Type: *Whitmee s.n.*, Samoa (K).

Aspidium leuzeanum var. *alsophiloides* Christ, Bot. Jahrb. Syst. 23 (1897) 353; Reehinger, Akad. Wiss. Wien M.-N. Kl., Denkschrift 84 (1908) 48. — Type: *Reinecke 90*, Samoa (B).

Aspidium angilogense Christ, Bull. Herb. Boissier II, 6 (1906) 1003; Philipp. J. Sci. 2 (1907) Bot. 158. — *Pleocnemia leuzeana* var. *angilogense* (Christ) Alderw., Malayan Ferns (1908) 810. — Type: *Loher s.n.*, Angilog (P?, n.v.).

Dryopteris rufinervis Hayata, J. Coll. Sci. Imp. Univ. Tokyo 30 (1911) 420. — *Aspidium rufinerve* (Hayata) Hayata, Icon. Pl. Formos. 8 (1914) 141, f. 67, 68. — *Pleocnemia rufinervis* (Hayata) Nakai, Bot. Mag. (Tokyo) 47 (1933) 163. — Type: *Nakahara 274*, Taiwan (TAI, n.v.).

Pleocnemia leuzeana auct.: Hook., Gen. Fil. (1842) t. 97 for f. 3–5 only; Bedd., Ferns Brit. India

(1866) t. 134 for fragm. fert. only; Handb. Ferns Brit. India (1883) 228. — *Nephrodium leuzeanum* auct.: Hook., Sp. Fil. 4 (1862) 61, p.p. — *Tectaria leuzeana* auct.: Copel., Fern Fl. Philipp. (1960) 310, p.p.

Caudex to 50 cm tall, falling and then resuming upright growth from its apex; *stipes* not very dark nor glossy, for some distance above the base densely covered with distally very narrow and conspicuously dentate scales to 3 cm long, base of scales 2 mm wide, pinnules of suprabasal pinnae to more than 15 cm long, to 3 cm wide, very deeply lobed; costules 5–7 mm apart; lobes usually narrower, more widely spaced and more deeply crenate-lobulate in fertile than in sterile pinnules (but these characters are very variable); *veins* forming narrow costal areoles with no additional ones below sinuses, costular areoles variably developed, veins in crenatures once or twice forked; glands on costules and veins yellow, usually abundant; *sori* indusiate; *spores* densely spinulose. — **Fig. 4h.**

Distribution — Taiwan; in *Malesia*: Moluccas, Philippines, New Guinea; Solomons, Fiji, Samoa.

Note — Reehinger reported that the trunks of this species attained a length of 10 m and were used for house-building in Samoa; this was certainly an error; trunks so used would be from species of *Cyatheaaceae*.

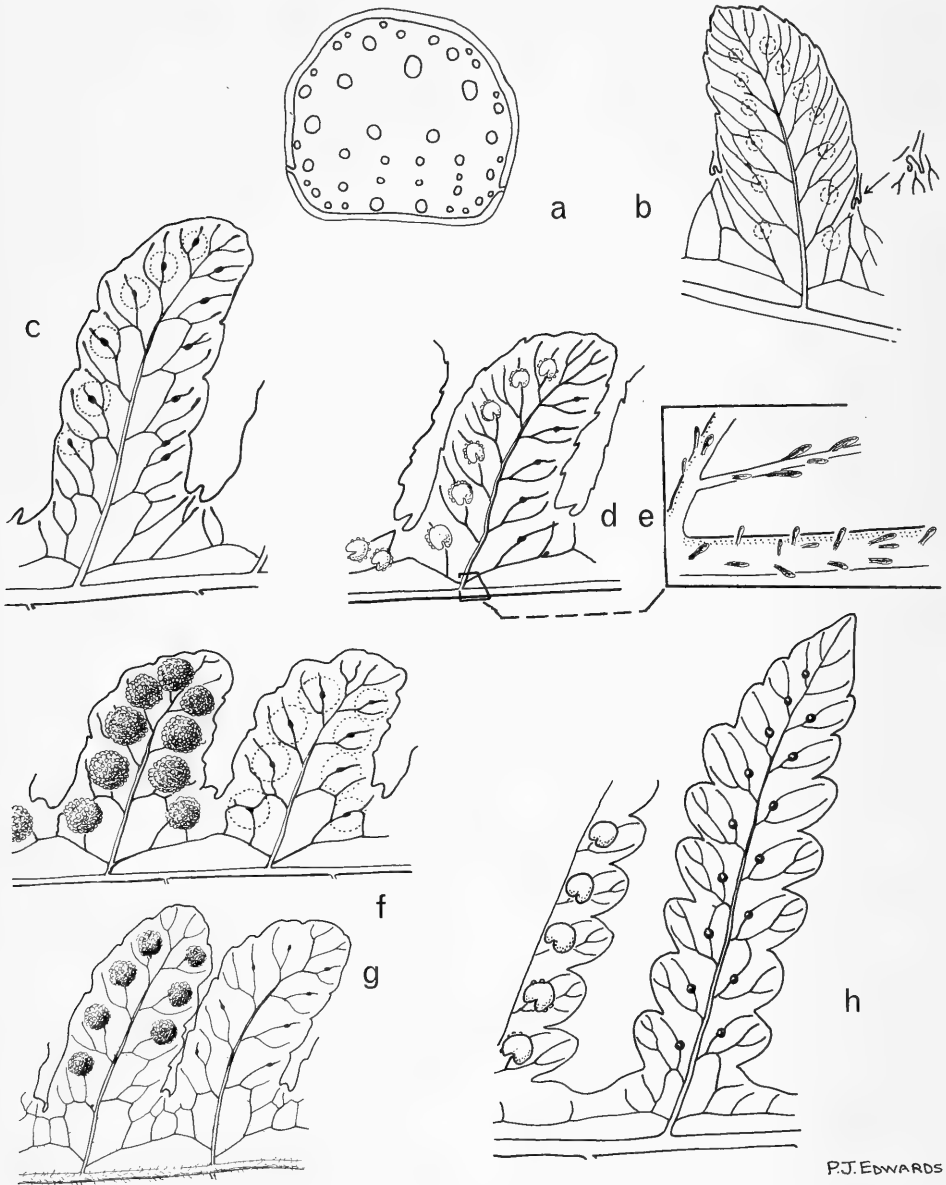
11. *Pleocnemia seranensis* Holttum, Reinwardtia 1 (1951) 187; Kew Bull. 29 (1974) 352. — Type: *Rutten 1850*, Ceram (BO; iso L, SING).

Differs from *P. cumingiana* as follows: Pinnules of suprabasal pinnae commonly 8×1.8 cm (largest seen 12×2 cm), thinner, drying greenish (not brown-olivaceous), their lobes at most crenate.

Distribution — *Malesia*: Moluccas, New Guinea.

Note — The distinction between this species and *P. cumingiana* needs to be established through field study.

12. *Pleocnemia hemiteliiformis* (Racib.) Holttum, Reinwardtia 1 (1951) 179, f. 11; Revis. Fl. Malaya 2 (1955) 536, f. 316; Kew Bull. 29 (1974) 354. — *Pleocnemia leuzeana* var. *hemiteliiformis* Racib., Pteridop. Buitenzorg (1898) 194; Alderw., Malayan Ferns (1908)



P.J. EDWARDS

Fig. 4. *Plecnemia conjugata* (Blume) Presl. a. Transverse section of stipe near base, $\times 2$; b. one pinnule lobe of a middle pinna, $\times 2$, with detail of sinus-tooth. — *P. olivacea* (Copel.) Holttum. c. A pinnule lobe of a middle pinna, $\times 3.3$. — *P. pleiotricha* Holttum. d. A pinnule lobe of a middle pinna, $\times 3.3$; e. detail of glands, $\times 23$. — *P. dahlii* (Hieron.) Holttum. f. Pinnule lobes of a middle pinna, $\times 3.3$; g. pinnule lobes of an adjacent middle pinna for comparison; this shows the condition attributed to *P. dimidiolobata*; $\times 3.3$. — *P. cumingiana* Presl. h. Lobe of a middle pinna, $\times 3.3$ (a, b: from Reinwardtia 1 (1951) 174; c: van Balgooy 4789; d, e: Elmer 21421; f, g: Croft 240; h: Cuming 107).

173. — *Dictyopteris hemiteliiformis* (Racib.) Alderw., Bull. Jard. Bot. Buitenzorg II, 11 (1913) 7; Malayan Ferns Suppl. (1917) 321. — *Tectaria hemiteliiformis* (Racib.) C. Chr., Index Filic. Suppl. 3 (1934) 180. — Type: *Raciborski s.n.*, Java, G. Salak (BO; iso L, K).

Dictyopteris compitalis Alderw., Bull. Jard. Bot. Buitenzorg III, 5 (1922) 194. — *Tectaria compitalis* (Alderw.) C. Chr., Index Filic. Suppl. 3 (1934) 178. — Type: *Lörzing 6378*, Sumatra, Sibolangit (BO).

Lower 30 cm of *stipe* ± persistently covered with scales, the longest 5 cm long, gradually narrowed from a base 3 mm wide; pinnules of supra-basal pinnae commonly 8 × 1.7 cm, lobed 2/3 towards their costae, lobes well-spaced, obtuse, their margins at most sinuous and bearing ± abundant short hairs; costules 4–5 mm apart; *veins* usually dark on lower surface when dried, forming one series of areoles between costal areoles and sinuses, costular areoles many; sinus-teeth short, broadly triangular and slightly oblique; *sori* exindusiate, sometimes on both branches of a forked vein, also on anastomosing veins below sinuses; *spores* with a continuous wing and some cross-wings.

Distribution – Peninsular Thailand; *Malesia*.

Habitat – Open places in forest at 800–1400 m.

Note – The type of *Dictyopteris compitalis* shows no indication of the reduced auriculiform pinnae described by the author.

13. *Pleocnemia olivacea* (Copel.) Holttum, Reinwardtia 1 (1951) 181, f. 8, 10; Revis. Fl. Malaya 2 (1955) 535, f. 172; Kew Bull. 29 (1974) 355. — *Tectaria olivacea* Copel., Philipp. J. Sci. 9 (1914) Bot. 228. — *Dictyopteris olivacea* (Copel.) Alderw., Malayan Ferns Suppl. (1917) 322. — Type: *C.J. Brooks 172*, Sumatra, Lebong Tandai (MICH; iso BM).

Related to *P. hemiteliiformis* but fronds smaller, basal scales narrow, to 2.5 cm long, pinnules thinner with costules to 6 mm apart, lobes more close to each other, usually with minute marginal teeth distally, lacking hairs; *veins* forming basal costular areoles only; sinus-teeth short and narrow, in bases of sinuses; *sori* exindusiate, sometimes on both branches of a vein; *spores* as those of *P. hemiteliiformis*. — **Fig. 4c.**

Distribution – Western *Malesia*.

Habitat – In rocky places in lowland forest.

14. *Pleocnemia leuzeana* (Gaudich.) Presl, Tent. Pterid. (1836) 183, pl. 7, f. 12; Hook., Gen. Fil. (1842) t. 70, f. 3 only; Alderw., Malayan Ferns (1908) 172, p.p.; Holttum, Reinwardtia 1 (1951) 184; Kew Bull. 29 (1974) 356. — *Polypodium leuzeanum* Gaudich. in Freycinet, Voy. Uranie (1827) 361, t. 6. — *Aspidium leuzeanum* (Gaudich.) Kunze, Bot. Zeitung (Berlin) 4 (1846) 474. — *Nephrodium leuzeanum* (Gaudich.) Hook., Sp. Fil. 4 (1862) 61, p.p. — *Dryopteris leuzeana* (Gaudich.) Kuntze, Revis. Gen. Pl. 2 (1891) 813. — *Tectaria leuzeana* (Gaudich.) Copel., Philipp. J. Sci. 2 (1907) Bot. 417; Fern Fl. Philipp. (1960) 310, p.p. — Type: *Gaudichaud s.n.*, Moluccas, Pulo Pisang (P; iso K).

Near *P. olivacea* in form of pinnules; basal scales not recorded; sinus-teeth broadly triangular, on basiscopic side of sinus; spores with many small obtuse protuberances all over them.

Distribution – Eastern *Malesia*; Fiji, Samoa.

Habitat – Recorded from 'rocky bank' (*R.F. Ellen 72*, Ceram).

15. *Pleocnemia megaphylla* Holttum, Kew Bull. 29 (1974) 357. — Type: *Jermy 8149B*, cult. R. B. G. Kew, origin Papua New Guinea, W Sepik Prov., Bewani Mts (K).

Stipe 100 cm or more long; basal scales 2.5 cm long, pallid and 5 mm wide at their bases, abruptly narrowed to 1.5 mm 5 mm above the base, thin, filiform and dentate distally; *lamina* 120 cm long; rachises dark castaneous and minutely hairy on abaxial surface; *basal pinnae* 85 cm long with three diminishing pinnate basiscopic pinnules, the largest 45 cm long with many deeply lobed tertiary leaflets to 10 × 2.3 cm, largest acroscopic pinnules 17 cm long; pinnules on first suprabasal pinnae to 16 × 4.5 cm, narrowly acuminate, lobed to less than 2 mm from the costa, firm and opaque when dried, costules to 8 mm apart, lobes crenate to lobulate, narrowed to an acute hardly falcate apex; sinus teeth short and broadly triangular, oblique, on basiscopic side of sinuses, sometimes present also between lobules of pinna-lobes; *veins* forming very narrow costal areoles, also an almost

complete set of costular ones, free veins passing from the latter to the margin, paucipinnate in lobules; *sori* exindusiate, in one row on each side of costules of lobes, nearer to costules than to margin, on outer veins of areoles; *spores* minutely spinulose; elongate unicellular glands present on stalks of sporangia.

Distribution – *Malesia*: New Guinea (known with certainty from the type only).

Note – Incomplete specimens from Mt Suckling (Milne Bay Prov.) and Sudest Island may belong to this species.

16. *Pleocnemia presliana* Holttum, Reinwardtia 1 (1951) 183, f. 14, 15, excl. New Guinean spec.; Kew Bull. 29 (1974) 357. — Type: *Edaño BS 78717*, Luzon, Cagayan Prov., Mt Bawa (BO; iso SING).

Pleocnemia leuzeana auct.: T. M[asters], Gard. Chron. II, 2 (1874) 354, f. 74.

Related to *P. cumingiana*, differing as follows: fronds of mature plants much smaller; stipe minutely muricate throughout from bases of fallen scales; basal scales narrower, filiform and much tangled; pinnules of suprabasal pinnae to c. 10 × 2.2 cm, abruptly acuminate; cylindric glands on lower surface of veins red; *sori* exindusiate; spores with many small peg-like outgrowths.

Distribution – *Malesia*: Philippines (Luzon, Palawan, Leyte, Mindanao).

Habitat – In forest, mainly at lower altitudes than *P. cumingiana*.

Notes – Presl cited both *Cuming 107* and *33* under *P. cumingiana*; *33* is *P. presliana*.

M. G. Price, who made intensive studies of ferns on Mt Makiling, found both *P. cumingiana* and *P. presliana* growing in the forest there, and tells me that he regards them as quite distinct.

The illustration in Gard. Chron. (1874) shows sinus-teeth clearly and also a characteristic spore; the plant had been imported from the Philippines.

17. *Pleocnemia dahlii* (Hieron.) Holttum, comb. nov. — *Phegopteris dahlii* Hieron., Notizbl. Bot. Gard. Berlin-Dahlem 2 (1898) 84. — *Aspidium dahlii* (Hieron.) Diels in K. Schum. & Lauterb., Fl. Schutzgeb. Südsee (1901) 116. — *Dictyopteris dahlii* (Hieron.) Alderw., Bull. Jard. Bot. Buitenzorg II, 12 (1912) 11; Malayan

Ferns Suppl. (1917) 321. — *Tectaria dahlii* (Hieron.) C. Chr., Index Filic. Suppl. 3 (1934) 178. — Type: *Dahl s.n.*, 1896, 'Neu Lauenburg Grup', N of New Britain (B).

Pleocnemia dimidiolobata Holttum, Reinwardtia 1 (1951) 184, f. 16, 17; Kew Bull. 29 (1974) 356, excl. syn. *P. leuzeana* var. *lobato-crenata* Rosenst. — Type: *Brass 2648*, Solomon Is., San Cristoval (K; iso BO).

Pleocnemia tripinnata Holttum, Reinwardtia 1 (1951) 185. — Type: *Lauterbach 560*, New Guinea (SING; iso BO).

Pleocnemia leuzeana var. *echinocarpa* Rosenst. in Feddes Repert. Spec. Nov. Regni Veg. 10 (1912) 337. — Type: *Bamler LI*, E New Guinea, Logaueng (not seen).

Base of *stipe* very dark, castaneous distally, scales (near base only) to 2.5 cm long, 1 mm wide at base, distally tiliform; pinnules of larger suprabasal pinnae to 9 × 2 cm with short winged stalks, lobed 2/3–3/4 towards costae, lobes distinctly crenate, obtuse; sinus-teeth broadly triangular, oblique; *veins* forming costal areoles and a few additional ones below sinuses, costular areoles present only at bases of pinnule-lobes; *sori* exindusiate, usually about midway between costules and margin, mostly on acroscopic branches of forked veins (none seen on both branches); *spores* spinulose. — **Fig. 4f, g.**

Distribution – *Malesia*: Eastern New Guinea; Solomons, New Hebrides.

Habitat – In lowland forest.

Note – At Kew is a later collection of *P. leuzeana* var. *echinocarpa* named by Rosenstock. The above description is based largely on a plant cultivated at Kew. On other specimens the position of *sori* is very variable; the condition shown by the type of *P. dimidiolobata* represents an extreme condition.

DOUBTFUL SPECIES

Nephrodium varium Presl, Reliq. Haenk. (1825) 36, excl. syn.; Holttum, Novit. Bot. Delect. Seminum Horti Bot. Univ. Carol. Prag. 1968 (1969) 18. — Type: *Haenke s.n.*, Luzon (PRC).

The type is a frond from a young plant of a species allied to *Pleocnemia irregularis*. It might represent *P. macrodonta*, but cannot be identified specifically with certainty.

CTENITIS

Ctenitis C. Chr. in Verdoorn, Man. Pteridol. (1938) 544; Ching, Bull. Fan Mem. Inst. Biol. 8 (1938) 375, p.p.; H. Ito in Nakai & Honda, Nov. Fl. Jap. 4 (1939) 205, p.p.; Copel., Gen. Fil. (1947) 123, p.p.; Holttum, Blumea 31 (1985) 1–38; Gard. Bull. Sing. 39 (1986) 158. — *Dryopteris* subg. *Ctenitis* C. Chr., Kongel. Danske Vidensk. Selsk. Naturvid. Math. Afh. VII, 10 (1913) 82; *ibid.* VIII, 6 (1920) 31. — Type species: *Ctenitis submarginalis* (Langsd. & Fisch.) Ching.

Caudex short, erect or suberect or rarely prostrate, its apex and the bases of stipes densely covered with thin flat scales which are not more than 1 mm wide at their bases, *stipes* scaly throughout, with a \pm abrupt change from the long basal scales to shorter ones of two different types, distinctive for each species; *lamina* always bipinnate at the base, the basiscopic pinnules of basal pinnae always longer than the acroscopic ones, the basal ones usually longest and very deeply lobed, in some species pinnate to bipinnate near their bases; *distal pinnae* or pinnules \pm adnate to the rachis and \pm decurrent at their bases but their basal basiscopic veins almost always arising from the pinna- or pinnule-midrib; texture of lamina mostly thin with veins distinct on both sides but in some species opaque with the smaller veins indistinct; *veins* all free, those in each pinna-lobe all arising from the costule of the lobe (not from the costa of the pinna); lower surface of pinna-rachis or pinna-midrib always bearing scales which are progressively smaller distally, similar scales also present on costae of pinnules, some ctenitoid hairs also present and often appressed cylindrical unicellular glands, such glands also often present between veins, sometimes with the addition of short hairs of various kinds; upper surface of pinna-rachis or pinna-midrib and of costae of pinnules prominent, always covered with ctenitoid hairs which are thicker than those on the lower surface, similar hairs scattered on veins but not between veins where appressed cylindrical glands or short non-ctenitoid hairs may occur; *sori* usually medial on the veins, not terminal; indusia usually present, sometimes very small and hidden by the mature sporangia, always unpigmented, thin and fragile, usually bearing marginal cylindrical glands when young; *spores* of two distinct kinds. — **Figs. 5–8.**

Distribution — Pantropic; c. 100 species (Holttum 1986).

Taxonomy — Christensen's original study was confined to the species of tropical America. The first surveys of allied species in Asia were made independently by Ching (1938) and Ito (1939), both of whom failed to notice the significance of scale-structure and glands which separate *Ctenitis* (as here defined) from *Tectaria* and other genera. Copeland (1947) added other species which are here included in *Tectaria*. Holttum (1985) prepared a list of 47 Old World species included in *Ctenitis* by previous authors but not conforming to the present generic concept.

Subdivision of the genus — Christensen (1920) proposed a subdivision of the American species; I have transferred to other genera two of his groups which both extend to Africa (Holttum 1986). The group which includes the type extends to Africa and Madagascar but not to Asia; its fronds are bipinnatifid. The 43 species of Asia, Malesia and the Western Pacific (Holttum 1985) are divisible into two groups; as shown in the key, 26

of the 28 Malesian species belong to one group, only 2 (one of them uncertainly) to the other. No new infrageneric names are here proposed; to establish them effectively a new conspectus of the whole genus should be made.

KEY TO THE SPECIES

- 1a. Scales on pinna-rachis narrow with inflexed edges or flat, their bases sometimes widened but not cordate nor point-attached; isodiametric cells few, near base . . . 2
- b. Scales on pinna-rachis flat or nearly so, point-attached at a deeply cordate base; many isodiametric cells in their basal part 27
- 2a. Basal basiscopic pinnules of basal pinnae not longest, less than twice as long as the basal acroscopic pinnules 3
- b. Basal basiscopic pinnules of basal pinnae distinctly longer than the rest, usually twice as long as acroscopic ones 9
- 3a. Veins thick and prominent on lower surface **1. C. kjellbergii**
- b. Veins not prominent on lower surface, the smaller ones in many cases indistinct 4
- 4a. Tertiary leaflets 3 × 3 mm, almost entire, their upper surface densely covered with short hairs **2. C. muluensis**
- b. Tertiary leaflets, if present, differently shaped and not thus covered 5
- 5a. Pinnules or lobes of middle pinnae not lobed nearly to their costae; spreading bristle-like scales present throughout the main rachis **3. C. aciculata**
- b. Pinnules or lobes of middle pinnae lobed nearly to their costae; such scales not present 6
- 6a. Scales on pinna-rachis flat or nearly so 7
- b. Scales on pinna-rachis with inflexed edges, at least near their bases 8
- 7a. Scales on pinna-rachis not widened at their bases; isodiametric cells at base few; costal scales very narrow **4. C. kinabaluensis**
- b. Scales on pinna-rachis widened at their bases, the widened part consisting entirely of isodiametric cells; costal scales with broad base **5. C. pallens**
- 8a. Stipe densely scaly throughout, scales at top of stipe 10 mm long **6. C. tabacifera**
- b. Stipe densely scaly near base only; distal scales 3 mm long . . . **7. C. subconnexa**
- 9a. Lamina opaque; smaller veins not distinct on lower surface . . . **8. C. propinqua**
- b. Lamina not opaque; veins distinct 10
- 10a. Scales on pinna-rachis very thin, few cells wide, lacking conspicuous isodiametric cells **9. C. boholensis**
- b. Scales on pinna-rachis wider with reflexed margins, widened at their bases with some isodiametric cells 11
- 11a. Indusium very small, hidden by sporangia at maturity, bearing long slender flexuous glands 12
- b. Indusium distinct but fragile, not long-fringed 15
- 12a. Basal basiscopic tertiary divisions of basal pinnae lobed 13
- b. Basal basiscopic tertiary divisions of basal pinnae entire 14

- 13a. Pinnae narrowly acuminate; appressed glands present on upper surface
10. *C. seramensis*
- b. Pinnae not narrowly acuminate; short erect capitate hairs present between veins on upper surface **11. *C. bulusanica***
- 14a. Free pinnae to 8 pairs; basal pinnae of mature plants shorter than suprabaasal ones
12. *C. vilis*
- b. Free pinnae to c. 4 pairs; basal pinnae longer than suprabaasal ones **13. *C. silvatica***
- 15a. Lobes of middle pinnae mostly subentire with rounded apices 16
- b. Lobes of middle pinnae mostly lobulate, their apices not rounded 17
- 16a. Lamina to 13 cm long, bearing many suberect hairs between veins on upper surface
14. *C. humilis*
- b. Lamina much longer; hairs on upper surface appressed **15. *C. subobscura***
- 17a. Tertiary leaflets of basal pinnae quite free, lobed to their costules, their basal lobes lobulate 18
- b. Tertiary leaflets of basal pinnae adnate and less deeply lobed, their lobes entire . 20
- 18a. Lobes of tertiary leaflets of basal pinnae deeply lobulate; thick cylindrical glands copious on upper surface **16. *C. minutiloba***
- b. Lobes of tertiary leaflets of basal pinnae not deeply lobulate; appressed glands on upper surface neither thick nor copious 19
- 19a. Basal pinnae to 60 cm long **17. *C. elata***
- b. Basal pinnae to 25 cm long **18. *C. koordersii***
- 20a. Lobules or lobes of middle pinnae acute **19. *C. sumbawensis***
- b. Lobules or lobes of middle pinnae not acute 21
- 21a. Basal tertiary leaflets lobed almost to their costules, lobes to 6 pairs . **20. *C. croftii***
- b. Basal tertiary leaflets lobed less deeply with fewer lobes 22
- 22a. Lamina to 60 cm long; basal pinnae more than 20 cm 23
- b. Lamina rarely more than 35 cm long; basal pinna to 15 cm 24
- 23a. Costules of basal basisopic lobes of upper pinnae arising from the main rachis
21. *C. decurrentipinnata*
- b. Costules of basal basisopic lobes of upper pinnae arising from costae of pinnae
22. *C. alteroblumei*
- 24a. Basal basisopic pinnules of basal pinnae about twice as long as acroscopic ones . 25
- b. Basal basisopic pinnules of basal pinnae much less than twice as long as acroscopic ones **26. *C. angusta***
- 25a. Tertiary leaflets of basal pinnae deeply lobed at their bases 26
- b. Tertiary leaflets of basal pinnae lobed less than halfway to their costules
25. *C. erythradenia*
- 26a. Tertiary leaflets to 18 × 10 mm; scales on rachis very narrow, not stiffly spreading
23. *C. setosa*
- b. Tertiary leaflets to 8 × 4 mm; scales on rachis stiffly spreading **24. *C. atrorubens***
- 27a. Tertiary leaflets of basal pinnae and lobes of distal pinnae widely spaced, narrow, falcate **27. *C. paleolata***
- b. Tertiary leaflets of basal pinnae and lobes of distal pinnae almost contiguous
28. *C. subglandulosa*

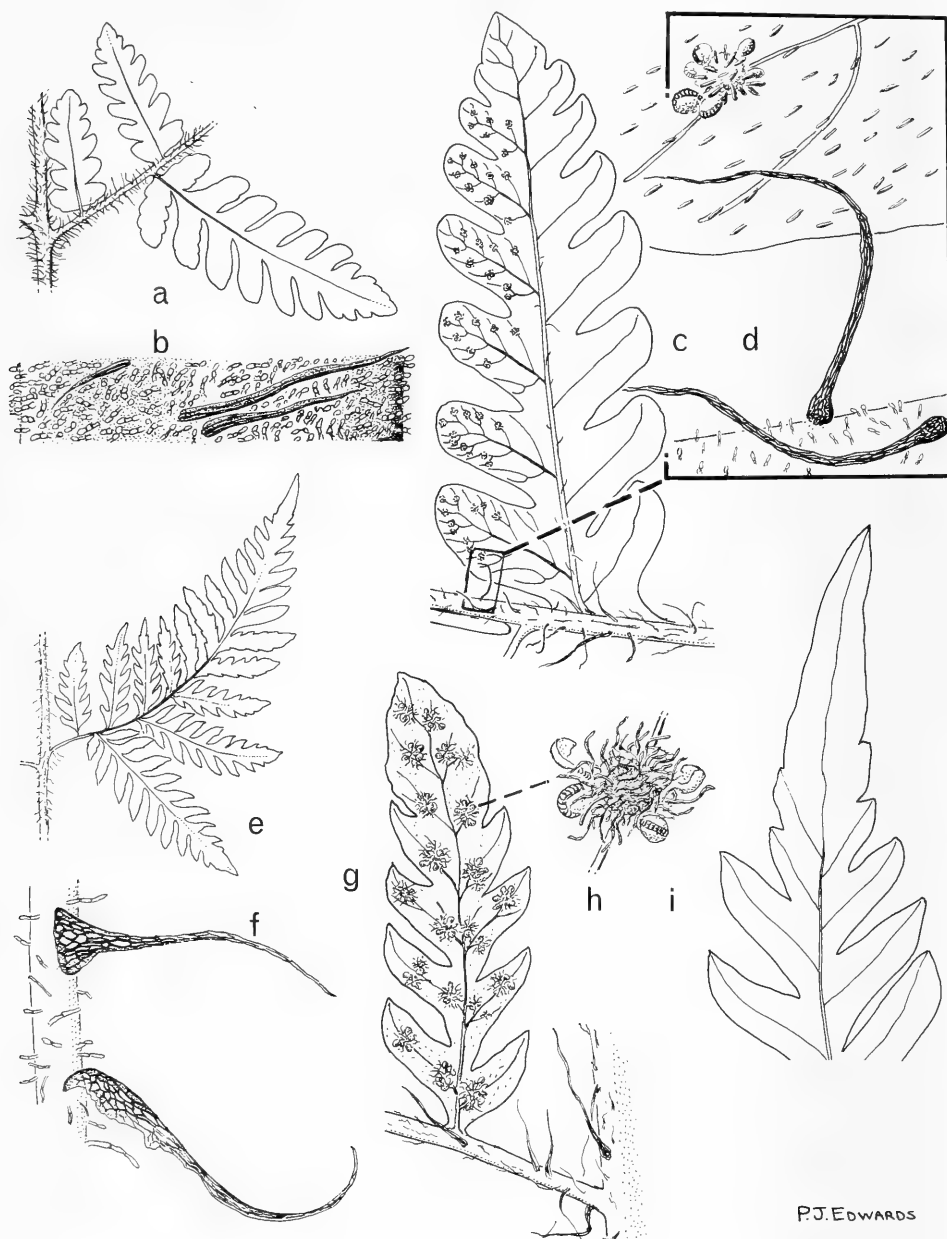


Fig. 5. *Ctenitis aciculata* (Baker) Ching. a. Base of a basal pinna, $\times 0.6$; b. third acroscopic pinnule of a basal pinna, $\times 2.2$; c. detail of b, $\times 23$; d. upper surface of pinna rachis showing ctenitoid hairs, $\times 20$. — *C. vilis* (Kunze) Ching. e. A basal pinna, $\times 0.85$; f. lower surface of pinna rachis, $\times 23$; g. a middle pinna, basal acroscopic pinnule, $\times 4$; h. sorus, the indusium bearing long flexuous glands, $\times 46$; i. subentire distal lobes of a middle pinnule, $\times 4$ (a–d: *Parris & Croxall 8941*; e–i: *Kunstler 3038*).

1. *Ctenitis kjellbergii* (C. Chr.) Ching, Sunyatsenia 5 (1940) 250; Holttum, *Blumea* 31 (1985) 13. — *Dryopteris kjellbergii* C. Chr., Bot. Jahrb. Syst. 66 (1933) 45. — Type: *Kjellberg 3260*, Celebes, Porema (S).

Caudex short, erect, covered with thin castaneous scales 8×0.5 mm; *stipe* to 17 cm long, densely scaly, scales above base 3–4 mm long; *lamina* to 26×12 cm; pinnae to 8 pairs; *basal pinnae* to 7×3.5 cm with 2 pairs of free pinnules, subequal on the two sides of the pinna-rachis, largest pinnule c. 17×7 mm, deeply lobed, the lobes crenate with rounded apices; distal pinnae little decurrent at their bases; *veins* distinctly prominent on the lower surface; rachis densely scaly on lower surface, scales to 2.5×0.3 mm, flat, gradually attenuate, with a few isodiametric cells near the base, rest of cells oblong, all with rather thick walls, margins of scales minutely denticulate; lower surface of costae of pinnules and pinna-lobes similarly scaly near their bases, distally bearing red glands; red cylindrical glands also present on veins, between veins slender pale glands sometimes present; *sori* inframedial on the veins; *indusia* reniform, thin, bearing superficial red glands.

Distribution — *Malesia*: Central Celebes, W New Guinea (Japan Is.).

Ecology — Type from forest at 1200 m; Japan Island specimen 'on the face of limestone rocks', at 1100 m.

2. *Ctenitis muluensis* Holttum, *Fern Gaz.* 12 (1984) 320; *Blumea* 31 (1985) 14. — Type: *Jermy 14156*, Sarawak, G. Mulu Nat. Park (BM; iso BO, K).

Stipe to 15 cm long, slender, dark brown, minutely hairy throughout; basal scales 7 mm long, 0.5 mm wide at their bases, filiform distally, medium brown, thin; scales above base gradually shorter and darker, very narrow with widened bases; *lamina* to 23 cm long, to 10 cm wide at the base, texture firm and opaque; pinnae to 10 pairs; *basal pinnae* to 7 cm long (including stalk of 5 mm) bearing several pairs of pinnules, basal pinnules on the two sides about equal, to 16×7 mm with obtuse apex, bearing 1 or 2 pairs of tertiary leaflets which are 3 mm long, not quite 3 mm wide, with truncate base and broadly rounded slightly crenate

apex, other pinnules gradually smaller, the middle ones deeply lobed near their bases only; lower surface of pinna-rachis and costae of pinnules bearing very short hairs and copious scales, the largest 3 mm long, 0.2–0.3 mm wide at their bases, flat, very narrow distally, cells near base isodiametric; lower surface of leaflets, on and between veins, bearing many appressed pallid cylindrical glands 0.1 mm long; upper surface of pinna-rachis bearing scales as lower, also abundant thicker short hairs; upper surface of leaflets densely covered with very short erect hairs and pale appressed glands; *sori* about medial on veins; *indusia* very small, fugacious, bearing minute hairs.

Distribution — *Malesia*: Borneo (G. Mulu National Park).

Ecology — In montane limestone forest at 1000–1700 m.

3. *Ctenitis aciculata* (Baker) Ching, *Bull. Fan Mem. Inst. Biol.* 8 (1938) 292; Holttum, *Blumea* 31 (1985) 14. — *Nephrodium aciculatum* Baker, *J. Linn. Soc. Bot.* 22 (1886) 226. — *Dryopteris aciculata* (Baker) C. Chr., *Index Filic.* (1905) 250; Alderw., *Malayan Ferns* (1908) 200. — Type: *G.F. Hose 86*, Sarawak, G. Matang (K; iso P).

Caudex erect, to 50 cm tall; *stipe* to more than 60 cm long, basal scales to 25 mm long and 1 mm wide, dull brown, thin, decrescent upwards, scales on upper part and on rachis 5–7 mm long, copious, very narrow, stiffly spreading with edges in-rolled; *lamina* to 75 cm long, firm, opaque; free pinnae to 5 pairs and 5 pairs adnate; *basal pinnae* to 28 cm long, basal pinnules free, then a few pairs increasingly adnate, basal basisopic pinnule to 9.5×2 cm, not or little longer than the next one, deeply lobed, the lobes entire, basal acroscopic pinnule to 4×1.2 cm, pinnules and lobes of middle pinnae not deeply lobed; lower surface of pinna-rachis bearing very narrow spreading scales 3–4 mm long; some cylindrical glands present on lower surface of pinna-lobes; smaller *veins* not evident on either surface; *sori* mostly on both branches of a forked vein; *indusia* very small, bearing when young elongate glands. — **Fig. 5a–d.**

Distribution — *Malesia*: Sumatra, Java, Borneo (widely), Philippines (Mindanao), SE New Guinea.

Ecology — In forest at altitudes up to 1000 m, sometimes on rocks or tree-trunks.

4. **Ctenitis kinabaluensis** Holttum, *Blumea* 31 (1985) 16. — Type: *Holttum SFN 25253*, Sabah, Mt Kinabalu (K).

KEY TO THE VARIETIES

- 1a. Scales on pinna-rachis thin and narrow; upper surface of lamina not glandular
 a. var. kinabaluensis
 1b. Scales on pinna-rachis very firm; upper surface densely glandular . **b. var. crassisquama**

a. var. kinabaluensis

Stipe to 70 cm long, basal scales light brown, 15–25 mm long, hardly 1 mm wide, upper scales 5–6 × 0.3 mm; *lamina* to 70 cm long, subcoriaceous, opaque; *basal pinnae* to 30 cm long, bearing 6 pairs of pinnules, basal basicopic pinnule 10 × 3 cm with a single lobed adnate tertiary leaflet; pinnules of suprabasal pinnae deeply lobed; *veins* hardly distinct on either surface; lower surface of pinna-rachises bearing sparse very narrow flat scales, upper surface densely covered with ctenitoid hairs; lower surface of pinnules between veins bearing slender appressed glands, upper surface glabrous; *sori* medial on veins; *indusia* minute, thin, when young bearing slender glands.

Distribution – *Malesia*: NE Borneo.

Ecology – In forest at 1000–1500 m, once reported on rocks.

- b. var. crassisquama** Holttum, *Blumea* 31 (1985) 16. — Type: *K. Iwatsuki et al. B2195*, E Kalimantan (K).

Lamina thinner and veins more distinct; scales of rachises wider and thicker; upper surface of pinnae between veins bearing many appressed glands.

Distribution – *Malesia*: Borneo (known only from the type).

5. **Ctenitis pallens** (Brackenr.) M.G. Price, *Kalikasan* 12 (1983) 155; Holttum, *Blumea* 31 (1985) 15, f. 1a. — *Lastrea pallens* Brackenr. in Wilkes, U.S. Expl. Exped., *Filic.* 16 (1854) 197. — Type: *U. S. Expl. Exp. 1838–1842 s.n.*, Luzon, forest near Baños (US).

Dryopteris rizalensis Christ, *Philipp. J. Sci.* 2 (1907) Bot. 216, not Christ 1906. — *Ctenitis*

rizalensis (Christ) Copel., *Gen. Fil.* (1947) 125; *Fern Fl. Philipp.* (1960) 290. — Type: *Copeland 1659*, Mindanao (MICH).

Stipe to more than 50 cm long; basal scales 20 mm long, narrow, thin, scales for 15 cm above base gradually shorter, those on distal part and on rachis 4–5 mm long, not stiffly spreading, flat, very narrow with widened bases; *lamina* to 75 cm long, firm and opaque; pinnae to 10 pairs; *basal pinnae* to 30 cm long (stalk 2 cm) with 4 pairs of free and 3 or 4 pairs of adnate pinnules, basal basicopic pinnule to 13 cm long with 1 pair free and 2 or 3 pairs adnate tertiary leaflets, basal tertiary leaflet 3.5 × 1.4 cm, obtuse, lobed nearly to its costa at the base, second basicopic pinnule not longer than the first, basal arscopic pinnule to 8.5 cm long with a pair of tertiary leaflets; larger pinnules on second pair of pinnae to 7.5 × 1.9 cm, deeply lobed, costules of lobes to 7 mm apart; costules of pinna-lobes distinct on the lower surface but not the veins; lower surface of pinna-rachis bearing copious scales like those of the main rachis but smaller, clathrate at their bases; on both surfaces between veins some appressed pale glands; *sori* about medial on each side of costules of pinnule-lobes; *indusia* very small, fringed with many pale cylindrical glands. — **Fig. 6a.**

Distribution – *Malesia*: Philippines (Luzon, Samar, Negros, Mindanao), New Ireland.

Ecology – In forest at altitudes up to 600 m.

Note — The type of *Dryopteris rizalensis* Christ 1906 (*Loher s.n.*, Rizal Prov., Luzon) has not been located; it might represent another species.

6. **Ctenitis tabacifera** (Alderw.) Ching, *Sun-yatsenia* 5 (1940) 250; Holttum, *Blumea* 31 (1985) 16. — *Dryopteris tabacifera* Alderw., *Bull. Jard. Bot. Buitenzorg III*, 2 (1920) 147. — Type: *Kornassi 1543*, Ceram (BO; iso L).

Stipe to 63 cm long, very densely scaly throughout; basal scales to 15 × 1 mm, thin, medium brown, those above base gradually shorter but without change of colour, largest on upper part of stipe 8–9 mm long, very narrow, rather weakly spreading, almost flat, their bases a little widened with a few isodiametric cells; rachis-scales similar, on distal part 3–4 mm long; *lamina* to 70 cm long, texture very firm, opaque; free pinnae c. 12 pairs; *basal pinnae* to 28 cm long with 7 pairs of

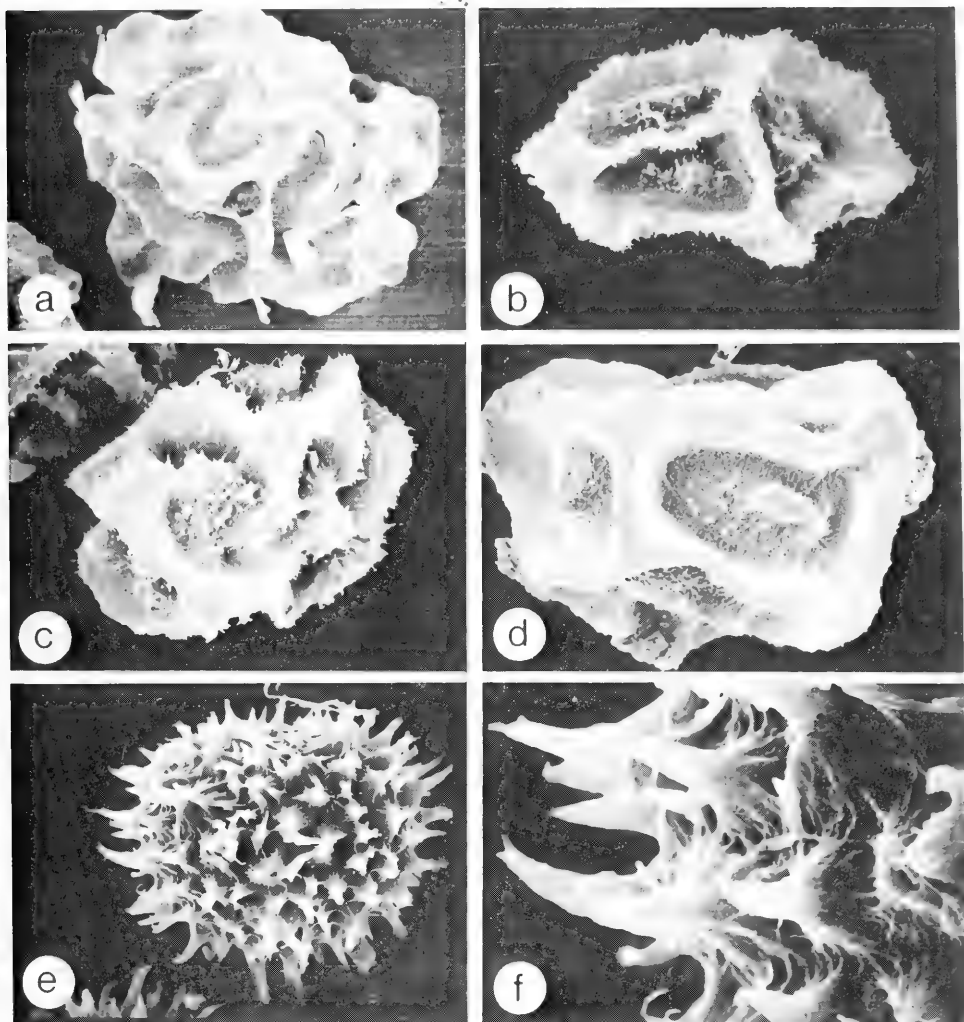


Fig. 6. Spores (SEM), all except f, $\times c.$ 860. — a. *Ctenitis pallens* (Brackenr.) M.G. Price; b. *C. propinqua* (Presl) Copel.; c. *C. bohollensis* Holttum; d. *C. alteroblumei* Holttum; e. *C. subglandulosa* (Hance) Ching; f. *ibid.*, $\times c.$ 3260 (a: *Jermy* 7900, New Ireland; b: *Cuning* 255, Luzon; c: *Ramos* BS 42983, Bohol; e, f: *Griffith* s.n., Assam).

free or adnate pinnules, basal basicopic pinnule to 10×3.5 cm, bearing 1 pair of free deeply lobed tertiary leaflets to 12×7 mm; largest acroscopic pinnule 7.5×2.3 cm, also with a free tertiary leaflet; middle pinnae bearing c. 6 pairs of deeply lobed pinnules, their lobes entire or the basal ones crenate; veins in pinnule-lobes mostly forked, only the part below the fork visible on the lower surface; scales on lower surface of pinna-rachis flat

except near the base, to 8 cells wide, cells all elongate except a few near the base, many short hairs also present, no glands on surface between veins; upper surface of pinna-rachis densely covered with short thick hairs and some scales; surface of pinnules between veins bearing a variable number of appressed glands; sori at forks of veins in pinnule-lobes; indusia small and very thin, bearing many slender glands.

Distribution – *Malesia*: Moluccas (Ceram and Ambon).

Ecology – In forest at 600 m.

7. *Ctenitis subconnexa* (Christ) Holttum, *Blumea* 31 (1985) 17. — *Phegopteris subconnexa* Christ in Warb., *Monsunia* 1 (1900) 83; Alderw., *Malayan Ferns* (1908) 496. — *Dryopteris subconnexa* (Christ) C. Chr., *Index Filic.* (1905) 295. — Type: *Warburg 17864*, Batjan, Mt Sibella (B).

KEY TO THE VARIETIES

1a. Scales on pinna-rachis 3 mm long, very narrow with few isodiametric cells at base

a. var. *subconnexa*

b. Scales on pinna-rachis 1–1.5 mm long, basal 1/3–1/2 formed by isodiametric cells

b. var. *alstonii*

a. var. *subconnexa*

Stipe to 52 cm long; basal scales in a tuft, thin and crinkled, to 20 mm long, 1 mm wide at the base, apex filiform; scales above base gradually shorter for 10 cm, on distal part of stipe and on rachis 2–3 mm long, very narrow, flat with ± widened base; *lamina* to 70 cm long, texture firm; pinnae widely spaced, 6 pairs free and 3 or 4 pairs increasingly adnate; *basal pinnae* c. 27 cm long bearing 4 pairs of free pinnules; basal basisopic pinnule 8.5 × 3 cm with 1 pair of almost free tertiary leaflets 20 × 7 mm, deeply lobed at their bases, costules of the lobes 3 mm apart; basal acroscopic pinnule 7 × 3 cm, also with tertiary leaflets; lower surface of pinna-rachis bearing scales 3 mm long, very narrow with widened base, also copious short hairs; lower surface of pinnae between *veins* (which are not distinct) bearing appressed glands and short erect hairs, glands also present on upper surface; *sori* medial on veins; *indusia* thin and very small, bearing slender flexuous marginal glands, similar glands on stalks of sporangia.

Distribution – *Malesia*: Philippines (Batjan, two collections from Mt Sibella at 760 and 1370 m altitude).

b. var. *alstonii* Holttum, *Blumea* 31 (1985) 17 — Type: *Alston 16937*, Batjan, Mt Sibella, 1200 m (BM).

Scales at base of stipe 10 mm long; scales of rachises 1–1.5 mm long with dilated bases.

Distribution – *Malesia*: Philippines (known from the type only).

8. *Ctenitis propinqua* (Presl) Copel., *Fern Fl. Philipp.* (1960) 289; Holttum, *Novit. Bot. Delect. Seminum Horti Bot. Univ. Carol. Prag.* 1968 (1969) 37; *Blumea* 31 (1985) 18, f. 1f. — *Lastrea propinqua* Presl, *Epim. Bot.* (1851) 38, excl. *Cuming 80, 151 & 252*. — *Nephrodium preslii* Baker, *Syn. Fil.* (1867) 272 (not *N. propinquum* R. Br.). — Lectotype (Baker): *Cuming 255*, Luzon, Ilocos Norte (PRC; BM, K, L).

Stipe incomplete on all specimens seen, basal scales not known; scales on distal part and on rachis to 3 mm long, narrow, their margins inrolled above the widened base of isodiametric cells; *lamina* to 28 cm long, texture firm; pinnae well spaced, 3 or 4 pairs free and 2 or 3 pairs adnate; *basal pinnae* to 8.7 cm long bearing 1 pair of free and 1 pair of adnate pinnules; basal basisopic pinnule 3.5 × 1.7 cm, distinctly longer than the next one, very deeply lobed at its base, the lobes entire, basal acroscopic pinnule 2.2 × 1.4 cm; second pair of pinnae 8 cm long with 2 pairs of adnate pinnules; *veins* in pinnules mostly simple, their distal parts not distinct on the lower surface; appressed red cylindrical glands present on lower surface of costules of lobes and on veins; *sori* medial or infra-medial on pinnule-lobes; *indusia* persistent, bearing red glands. — **Fig. 6b.**

Distribution – *Malesia*: Philippines (except for the type, known from one other collection from Ilocos Norte).

Note – In 1851 Presl, copying John Smith, cited four *Cuming* numbers: 80, 151, 252, 255. When publishing the new name *Nephrodium preslii*, Baker cited only *Cuming 255*. The other *Cuming* numbers are now assigned to the species *Ctenitis erythradenia*, *silvatica* and *decurrentipinnata*.

9. *Ctenitis boholensis* Holttum, *Blumea* 31 (1985) 18. — Type: *Ramos BS 42983*, Bohol (K; UC).

Stipe to 53 cm long, light castaneous, near base covered with scales 12×0.5 mm, scales on distal part 4 mm long, very narrow, not spreading; *lamina* 36 cm long, thin; free pinnae 3 pairs and 6 pairs adnate; *basal pinnae* 7 cm below the next pair, 14 cm long, basal basiscopic pinnules 6.2×2.6 cm, lobed almost to the costa, largest lobes 14×6 mm, lobed halfway to their costules; basal acrosopic pinnules 3.7×1.4 cm, with crenate lobes; suprabasal pinnae 12.5 cm long, bearing adnate deeply lobed pinnules, the pinnule-lobes mostly entire; *veins* slender, slightly prominent on the lower surface; lower surface of pinna-rachises bearing almost flat narrow scales 1–2 mm long and slender appressed hairs; *sori* inframedial in pinnule-lobes; *indusia* thin but persistent, pilose. — **Fig. 6c.**

Distribution — *Malesia*: Philippines (except for the type, known only from one other collection from Bohol).

10. *Ctenitis seramensis* Holttum, Blumea 31 (1985) 19. — Type: *De Vriese & Teijsmann* 324, Ceram (L 908,294-175).

Basal stipe-scales light brown, narrow, hair-pointed; upper ones 4–5 mm long with inflexed margins and basal isodiametric cells; *lamina* to 45 cm long; free pinnae to 9 pairs, narrowly acuminate; *basal pinnae* to 16 cm long, bearing 4 pairs of pinnules, the lowest stipitate; basal basiscopic pinnule 7×2.8 cm, acuminate, deeply lobed, basal lobe almost free, 19×7 mm, deeply lobulate, basal acrosopic pinnule 2.5×0.9 cm, obtuse; pinnules of suprabasal pinnae obtuse, deeply lobed, costules of lobes 3.5 mm apart; *sori* about medial in lobes of pinnules; *indusia* very small, bearing slender glands, glands also present on stalks of sporangia. — **Fig. 7.**

Distribution — *Malesia*: Moluccas (Ceram and Ambon).

Note — *Robinson* 1956 from Ambon (BO) was named *Dryopteris intermedia* by Alderwerelt.

11. *Ctenitis bulusanica* Holttum, Blumea 31 (1985) 19. — Type: *Elmer* 16681, Luzon, Mt Bulusan (K; iso BM, BO, L, UC).

Stipe to 28 cm long; basal scales 8×0.5 mm, distal scales dark brown, to 5 mm long; *lamina* to

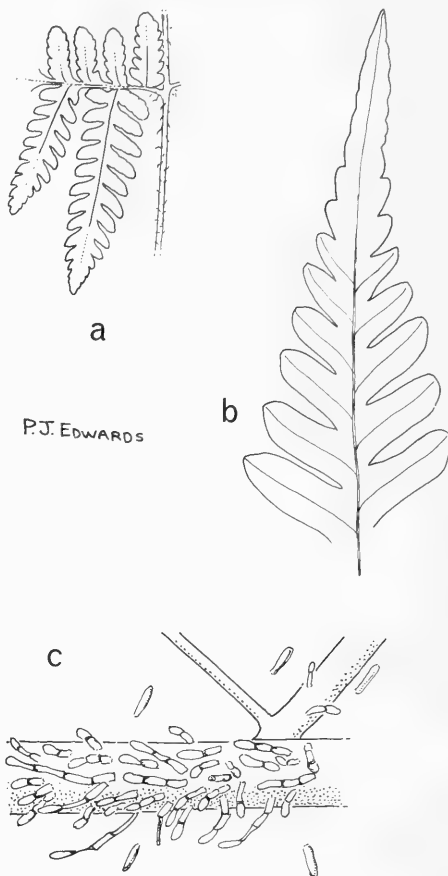


Fig. 7. *Ctenitis seramensis* Holttum. a. Base of a basal pinna showing difference between basal basiscopic and acrosopic pinnules, $\times 0.6$; b. apex of a middle pinna, $\times 2$; c. upper surface of pinna-rachis showing ctenitoid hairs and unicellular glandular hairs between veins, $\times 20$ (a–c: *Kato et al.* 8031).

23 cm long, firm, brown-olivaceous when dried; free pinnae 2 or 3 pairs; *basal pinnae* to 10 cm long including a stalk of 7 mm long, basal basiscopic pinnules sessile, to 5 cm long, 2.5 cm wide at their bases, their basal lobes almost free, 18×7 mm, lobed $2/3$ towards their costules, lobules 4 pairs; suprabasal pinnae sessile with 1 pair of adnate pinnules; lower surface of pinna-rachises bearing narrow scales 2–3 mm long, their margins

inflexed near the base; upper surface of pinnules bearing short capitate hairs between veins; *sori* inframedial on veins; *indusia* very small, bearing slender glands.

Distribution – *Malesia*: Philippines (known only from the type collection).

12. *Ctenitis vilis* (Kunze) Ching, Bull. Fan Mem. Inst. Biol. 8 (1938) 290; Holttum, Revis. Fl. Malaya 2 (1955) 406, f. 293; Blumea 31 (1985) 20. — *Aspidium vile* Kunze, Bot. Zeitung (Berlin) 4 (1846) 474. — *Dryopteris vilis* (Kunze) C. Chr., Index Filic. (1905) 300; Rosenst., Meded. Rijksherb. 31 (1917) 6; C. Chr., Gard. Bull. Straits Settlements 4 (1929) 391; Backer & Posth., Varenfl. Java (1939) 43, p.p. — Type: *Zollinger 1602*, Java (B?; iso BO, K, L, P).

Polypodium asplenioides Bory in Bélanger, Voy. Indes Or. 2 (1833) 33, non Sw. 1801. — Type: *Bory s.n.*, Java (P).

Lastrea blumei T. Moore, Index Fil. (1858) 94. — [*Aspidium intermedium* Blume, Enum. Pl. Javae (1828) 161, non Willd. 1810.] — Type: *Reinwardt s.n.*, Java, G. Burangrang (L 899,314-2).

Nephrodium sarawakense Baker, J. Linn. Soc. Bot. 22 (1886) 225. — Type: *Hose 95*, Sarawak (K).

Lastrea padangensis Bedd., Handb. Ferns Brit. India Suppl. (1892) 60. — Type: *Kunstler 3038*, Perak (K; iso BM, L, P).

Dryopteris millettii C. Chr., Index Filic. (1905) 278 [not *D. setosa* (Blume) Kuntze]. — *Nephrodium setosum* Baker, Syn. Fil. (1867) 274. — Type: *Millett s.n.*, Java (K).

Stipe to 20 cm long; basal scales 10 mm long, light brown, scales above base darker, 3–5 mm long, very narrow with inflexed margins; *lamina* commonly 20 cm long (to 35 cm); to 8 pairs of free pinnae and 5 or 6 pairs adnate; *basal pinnae* of mature plants a little shorter than the next pair, commonly 7 cm long with basal basiscopic pinnae 3.5 × 1.4 cm, deeply lobed; middle pinnae with one pair of free deeply lobed pinnules, distal part of these pinnae lobed almost to the costa, lobes oblique, acute, middle ones entire; lower surface of costae of pinnae bearing very narrow scales which are widened with some isodiametric cells at their bases; *sori* medial on pinna-lobes; *indusia* very small, often hidden by sporangia,

bearing many very slender flexuous pale glands. — **Fig. 5e–i.**

Distribution – *Malesia*: Sumatra, Malay Peninsula and Peninsular Thailand, Java, Borneo (Sarawak), Moluccas (Ambon).

Habitat – Among rocks by streams, often in the flood-zone, less common in rocky crevices away from streams, at low to medium altitudes; the type doubtfully from a mountain summit.

Taxonomy – Under *Aspidium intermedium* Blume cited only one collection, from Burangrang. The only specimen in the Leiden Rijksherb. with this name and locality written by Blume was collected by Reinwardt, and is evidently the type. It is an unusually large specimen with lamina 39 cm long but only 11 cm wide (the pinnae are much upcurved). It is closely similar to the type of *Nephrodium setosum* Baker. However, in the herbarium Blume also identified other specimens as *Aspidium intermedium*, and sent a pinna of one of them to Hooker; that specimen is the type of *C. alteroblumei*.

The fern described under the name *Aspidium vile* by Raciborski in Pteridop. Buitenzorg (1898) is *Macrothelypteris setigera* (Blume) Ching; apparently this is also true of Alderw., Malayan Ferns (1908) 199.

13. *Ctenitis silvatica* Holttum, Blumea 31 (1985) 20. — Type: *M.G. Price 2042*, Luzon, Mt Makiling (K).

Ctenitis vilis auct.: Copel., Fern Fl. Philipp. (1960) 288.

Ctenitis setosa auct.: Holttum, Novit. Bot. Delect. Seminum Horti Bot. Univ. Carol. Prag. 1968 (1969) 20, for *Cuming 181* only.

Closely related to *C. vilis* (Kunze) Ching but with broader and shorter fronds; pinnae to 4 pairs, basal ones commonly 9 cm long, longer than the next pair.

Distribution – *Malesia*: Philippines (many localities), New Guinea.

Habitat – In lowland forest, not confined to rocks nor to the flood-zone beside streams.

14. *Ctenitis humilis* Holttum, Blumea 31 (1985) 22. — Type: *Ramos BS 43032*, Bohol (SING; iso MICH, P, UC).

Allied to *C. boholensis* Holttum, differing as follows: fronds much smaller; scales on upper part of stipe 3 mm long, stiffly spreading, with inrolled edges; lower surface of pinna-rachises bearing erect hairs; upper surface of pinnae, between veins, bearing many suberect hairs. *Stipe* c. 5 cm long; *lamina* to 11 cm long; *basal pinnae* 2.8 cm long with 1 pair of pinnules; basal basiscopic pinnule 13×4 mm, deeply lobed near its base; middle pinnae obtuse, lobed almost to their costae, the lobes falcate, obtuse and mostly entire; *sori* as in *C. boholensis*.

Distribution — *Malesia*: Philippines (Bohol, Mindoro, one collection from each).

Habitat — Bohol: 'at 600 m on rocks in damp forest'. Mindoro: 'on a steep cliff'.

Note — This may be a very dwarf habitat-form of *C. boholensis*; further collections are needed.

15. *Ctenitis subobscura* (Christ) Holttum, Fern Gaz. 12 (1984) 320; Blumea 31 (1985) 23. — *Phegopteris subobscura* Christ, Bull. Herb. Boissier 6 (1898) 836. — Type: *G. Schneider* 35, Sumatra (P).

Dryopteris squamulifera Alderw., Bull. Jard. Bot. Buitenzorg II, 16 (1914) 9. — Type: *C. G. Matthew* 669, (BO; iso K), Sumatra, Padang Panjang.

Lastrea intermedia var. *blumei* auct.: Bedd., Handb. Ferns Brit. India Suppl. (1892) 61.

Ctenitis manii auct.: Holttum, Revis. Fl. Malaya 2 (1955) 497, for the Malesian plants.

Stipe to 40 cm long, bearing throughout very narrow dark spreading scales, basal ones 12 mm long, gradually shorter distally; *lamina* to 55 cm long; pinnae closely placed, to 15 or more pairs, almost at right angles to the rachis; *basal pinnae* to 16 cm long, those on the largest fronds with a few pairs of free pinnules; basal basiscopic pinnule to c. 6×1.6 cm, lobed almost to its costa, costules to 5 mm apart, lobes entire; basal acroscopic pinnule 2 cm long, lobed near its base only; supra-basal pinnae sessile, acuminate, very deeply lobed, lobes mostly subentire and obtuse, of firm texture; lower surface of rachis and costae bearing scales like those of the stipe but more sparse, those on costae with many isodiametric cells in their inflexed basal part; upper surface of costae densely short-hairy, a few similar hairs also between veins; *veins* in

pinna-lobes simple; *sori* medial on veins; *indusia* very small, bearing short slender glands.

Distribution — *Malesia*: widely in Western Malesia, also Philippines (Mindanao).

Habitat — In rocky places in forest, often on stream banks.

16. *Ctenitis minutiloba* Holttum, Blumea 31 (1985) 23. — Type: *W. Meijer* SAN 20267, Sabah, Ranau Dist. (K).

Stipes closely tufted, at the base only bearing flat brown scales, scales above base darker, setiform, the lower ones 10 mm long, shorter upwards; *lamina* c. 35 cm long; *basal pinnae* to 23 cm long bearing 10 pairs of pinnules, the basal basiscopic one 12×5 cm bearing 7 pairs of deeply lobed tertiary leaflets, 20×8 mm, their lobes 4×1.5 mm and lobulate; basal acroscopic pinnule 5×1.8 cm, bearing lobed tertiary leaflets to 10×6 mm; middle pinnae bearing several pairs of well-spaced lobed pinnules, the lobes to 5×3 mm, deeply lobulate; lower surface of pinna-rachises bearing scattered narrow scales 2 mm long with inflexed margins and isodiametric cells at the base; upper surface of all leaflets copiously glandular, the glands pale, thick, appressed, c. 0.1 mm long; *sori* at apices of veins; *indusia* firm, reniform, sometimes bearing glands.

Distribution — *Malesia*: Borneo (Sabah, 2 collections).

Habitat — In forest at 600–1000 m.

17. *Ctenitis elata* Holttum, Blumea 31 (1985) 24, new name for *Dryopteris subarborea* var. *glabrior* Alderw., Bull. Jard. Bot. Buitenzorg II, 16 (1914) 57. — Type: *C. G. Matthew* 653, Sumatra, Korinchi Peak at 1800–2100 m (K; iso BO).

Stipe to more than 60 cm long, its basal scales flat, 12×1 mm, scales above base 5 mm long, the basal part clathrate with inflexed margins; *lamina* to c. 100 cm long; *suprabasal pinnae* to 60 cm long bearing 12 pairs of well-spaced pinnules, mostly stalked, the largest 15×5.5 cm bearing 5 pairs of deeply lobed tertiary leaflets, the largest 3.2×1 cm, its basal lobes crenate, their costules 4 mm apart; lower surface of rachises bearing scales 2 mm long, dilated and clathrate at their bases,

margins above base inflexed, also many short hairs; *sori* near the costules of lobes of pinnules; *indusia* small, glandular.

Distribution – *Malesia*: Sumatra (Korinchi Peak, 2 collections).

Note – The above description is made from Matthew's own specimen, which he gave to Kew; it is much larger than the one he sent to Alderwerelt but does not include a basal pinna. The second collection (by Holttum, at SING) is about the same size as Matthew's at BO.

18. *Ctenitis koordersii* Holttum, *Blumea* 31 (1985) 25. — Type: *Koorders 17027*, Celebes, Minahassa (BO).

Aspidium obtusilobum auct.: Christ, *Ann. Jard. Bot. Buitenzorg* 15 (1898) 130, not *Nephrodium obtusilobum* Baker.

Dryopteris zeylanica Alderw., *Malayan Ferns* (1908) 203, nomen nov. superfl. for *D. obtusiloba* (Baker) Kuntze, for plants of Celebes only.

Base of stipe not preserved; scales on distal part 3 mm long, very narrow, convex and clathrate at their bases; *lamina* to at least 50 cm long, thin; *basal pinnae* 18–20 cm long with 2 or 3 pairs of free and 2 or 3 pairs of adnate pinnules, the pinnules contiguous or imbricate; basal basicopic pinnule 9 × 3.5 cm, bearing several pairs of mostly adnate tertiary leaflets, the largest ones 20 × 7 mm, deeply lobed, the lobes 6 pairs, lowest ones crenate, their costules 3 mm apart; basal acroscopic pinnule 5.4 × 2 cm bearing 4 pairs of adnate tertiary leaflets; pinnules of upper pinnae all deeply lobed; pinna-rachises covered on the lower surface by many short scales; upper surface of pinnules between veins bearing variable slender appressed glands; *sori* medial in pinnule-lobes; *indusia* small, thin, glanduliferous.

Distribution – *Malesia*: Celebes (Minahassa, 2 collections).

Note – *Nephrodium obtusilobum* Baker occurs only in Ceylon; it belongs to the genus *Dryopsis* Holttum & Edwards, the scales of which are very different from those of *Ctenitis*.

19. *Ctenitis sumbawensis* Holttum, *Blumea* 31 (1985) 26. — Type: *Kostermans 18126*, W Sumbawa, Mt Batu Lanteh, 800 m (K; iso L).

Stipe 40 cm long, slender, at its base bearing light brown scales 12 mm long with filiform apices, above the base dark brown spreading scales with inflexed margins; *lamina* 40 cm long, thin; pinnae many pairs, stalked, close to each other; *basal pinnae* 17 cm long, its free pinnules 6 pairs, basal basicopic pinnule 8–9 cm long with 5 pairs of deeply lobed tertiary leaflets, the lobes entire and slightly falcate; basal acroscopic pinnule 3.5 × 1.2 cm, bearing a single tertiary leaflet; pinnules or lobes of upper pinnae all deeply lobed, the lobes acute; *veins* in pinnule-lobes pinnate, the veinlets simple; lower surface of pinna-rachises bearing narrow scales 2–3 mm long, clathrate at their bases, upper surface bearing many hairs to 0.5 mm long; upper surface of pinnules between veins bearing slender appressed hairs; *sori* inframedial on veins; *indusia* small, persistent.

Distribution – *Malesia*: Lesser Sunda Islands (Sumbawa, Lombok).

20. *Ctenitis croftii* Holttum, *Blumea* 31 (1985) 26. — Type: *J.R. Croft 583*, Papua New Guinea, Mt Misim (K; iso LAE).

Stipe 50 cm long, basal scales narrow, flat, thin, red-brown, 20 mm long, scales above base gradually shorter, upper ones 3–4 mm long, spreading, with inflexed margins; *lamina* to 50 cm long, firm; pinnae 12 pairs; *basal pinnae* to 23 cm long, bearing 3 or 4 pairs of free and several pairs of adnate pinnules; basal basicopic pinnules to 8.7 × 2.4 cm, bearing 1 pair of tertiary leaflets which measure 14 × 6 mm, deeply lobed, the lobes obtuse; basal acroscopic pinnules 4 cm long; lower surface of pinna-rachises bearing narrow scales with dilated clathrate bases and short hairs, upper surface bearing dense thick hairs more than 1 mm long; *sori* near costules of lobes of pinnules; *indusia* minute, thin, bearing red cylindrical glands.

Distribution – *Malesia*: Papua New Guinea (Morobe Prov., several collections).

Habitat – At 1000–1600 m, on steep slopes or stream banks in forest.

Taxonomy – This species is closely allied to *C. fijiensis* (Hook.) Copel. but has less deeply divided pinnules, much smaller *indusia*, elongate basal basicopic pinnules, and stipe-scales gradually decrescent upwards.

21. *Ctenitis decurrentipinnata* (Ching)

Ching, Bull. Fan Mem. Inst. Biol. 8 (1938) 291; Tard. & C. Chr., Fl. Indo-Chine (1941) 346, f. 40; Holttum, Blumea 31 (1985) 27. — *Dryopteris decurrentipinnata* Ching, Bull. Fan Mem. Inst. Biol. 2 (1931) 195, t. 9. — Type: McClure 8673, Hainan (LU; iso K, SING).

Lastrea propinqua auct.: Presl, Epim. Bot. (1851) 38, p.p.

Caudex massive, suberect; *stipe* to 75 cm long, stramineous except at base; basal scales 15 × 1 mm, medium to dark brown, firm, flat; scales above base 5–6 mm long, stiffly spreading with inrolled edges and widened clathrate base; *lamina* to 50 cm or more long, thin; *pinnae* at least 10 pairs, basal ones 22–30 cm long bearing 5 pairs of free or adnate pinnules; basal basiscopic pinnules 10 cm long with 1 pair of free deeply crenate tertiary leaflets; basal acroscopic pinnules 4 cm long; second pair of pinnae 22 cm long, their largest pinnules 6 × 1.7 cm with basal lobes crenate, costules of the lobes 4 mm apart, several middle pinnules with much-decurrent basal lobes; upper pinnae with decurrent basal lobes the costules of which arise from the rachis; scales of lower surface of pinna-rachis 2–4 mm long, their edges inrolled, many cells near their bases clathrate; hairs on upper surface of pinna-rachis 0.5 mm long; *sori* on the middle of veins in pinnule-lobes; *indusia* small, thin, gland-bearing.

Distribution — Hainan, Vietnam; in *Malesia*: Philippines (Luzon).

22. *Ctenitis alteroblumei* Holttum, Blumea

31 (1985) 27, f. 1c, 3a, b. — Type: *Blume s.n.*, Java (L 908,337-1011).

Nephrodium blumei auct.: Hook., Sp. Fil. 4 (1862) 135, for the fragment ex Herb. Blume only, non *Lastrea blumei* T. Moore 1858 nec *L. blumei* sensu Bedd., Ferns S. India (1864) t. 249.

Aspidium pulvinuliferum auct.: Racib., Pteridop. Buitenzorg (1898) 177. — *Dryopteris pulvinulifera* auct.: Alderw., Malayan Ferns (1908) 200.

Caudex short, erect, its apex covered with red-brown scales to 28 × 1 mm; *stipe* to more than 60 cm long, its basal scales like those of the caudex, those above the base dark, bristle-like, spreading at right angles, 10–12 mm long decreasing distally

to 6–7 mm; *lamina* to more than 60 cm long; *basal pinnae* to 26 cm long (including stalk 1.5 cm) bearing c. 6 pairs of free and 2 or 3 pairs of adnate pinnules; basal basiscopic pinnule to 12 × 3.6 cm bearing 1 pair of very deeply lobed tertiary leaflets to 2.8 × 1.2 cm; basal acroscopic pinnule to 6 cm long; second pair of pinnae bearing up to 5 pairs of free pinnules with basal lobes lobulate to crenate, distal lobes entire; lower surface of pinna-rachis bearing scales 2–3 mm long with inflexed edges and widened clathrate basal part; appressed glands variably present on and between veins of pinnules; *sori* about medial on veins in pinnule-lobes (sometimes near bases of both branches of a forked vein); *indusia* thin, rather large when young, crumpled when old, bearing slender glands. — **Figs. 6d; 8a, b.**

Distribution — *Malesia*: S Sumatra, Java, Bali.

Habitat — In mountain forest.

Note — For discussion on *Aspidium intermedium* Blume see *Ctenitis vilis* above. Blume sent to Hooker one pinna of the type of the present species with the name *Aspidium intermedium*; Hooker (1862) merely copied Blume's description and cited specimens of other species also.

23. *Ctenitis setosa* (Presl) Holttum, Novit. Bot.

Delect. Seminum Horti Bot. Univ. Carol. Prag. 1968 (1969) 20, excl. *Cuming 80 & 151*; Blumea 31 (1985) 28. — *Lastrea setosa* Presl, Epim. Bot. (1851) 40. — [*Polypodium hirtum* Presl, Reliq. Haenk. (1825) 27, non Sw. 1806.] — Type: *Haenke s.n.*, Luzon (PR; iso BM, K).

Basal scales of *stipe* not seen; *lamina* to 30 cm long, firm but veins distinct on lower surface; free pinnae 4 pairs and several pairs adnate, the costules of basal lobes of distal pinnae arising from junction of pinna-midrib with rachis; *basal pinnae* to 15 cm long, bearing 2 pairs of free pinnules, distal parts of pinnae shaped like the frond-apex; basal basiscopic pinnules of basal pinnae to 6.5 × 3 cm with acute apex, bearing 1 pair of almost free tertiary leaflets, the largest 18 × 10 mm lobed to its costa near its base, the lobes entire (or the basal ones with sinuous margin) with broadly rounded apices; basal acroscopic pinnules of basal pinnae 3.7 × 2 cm; pinnules or lobes of second, third and fourth pairs of pinnae all deeply lobed and with broadly obtuse apices; lower surface of main rachis and

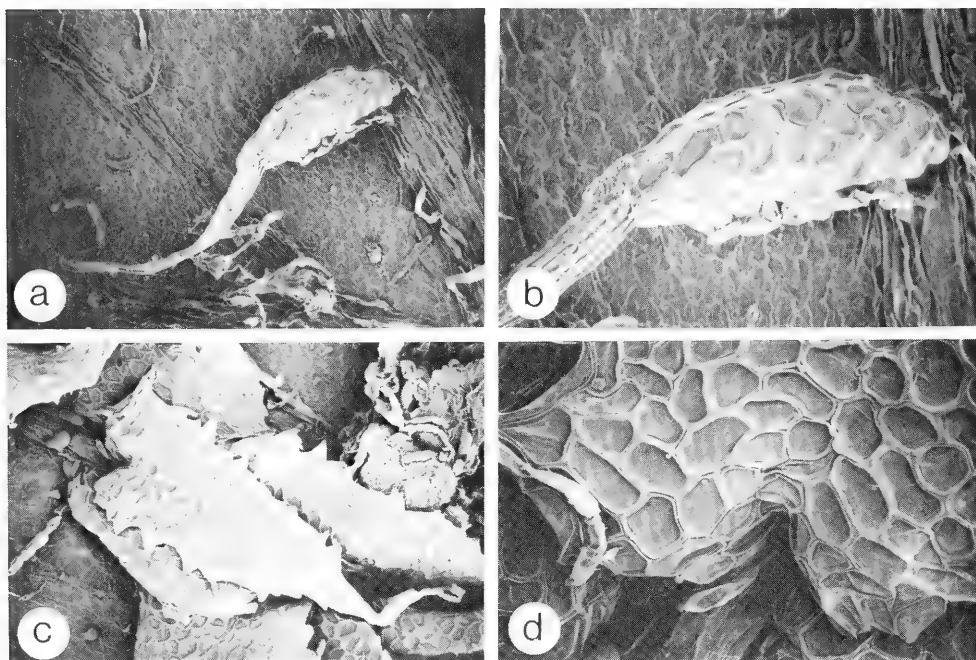


Fig. 8. Rachis scales (SEM). — a. *Ctenitis alteroblumei* Holttum, \times c. 40; b. *ibid.*, \times c. 80. — c. *C. subglandulosa* (Hance) Ching, \times c. 40; d. *ibid.*, \times c. 140 (a, b: *Sapiin* 2793, Java; c, d: *Elmer* 22162, Luzon).

pinna-rachises bearing minute hairs and many very narrow scales 2–3 mm long which are not stiffly spreading, their margins inflexed and their widened bases formed by isodiametric cells; lower surface of costae of pinnules bearing sparse very short hairs of 2 or 3 cells and apparently short slender appressed red glands (not clearly seen); hairs on upper surface of costae 0.5 mm long, thick; no hairs nor glands seen between veins on upper surface; *sori* about medial on simple veinlets in pinnulelobes or near the bases of one or both branches of forked veinlets; *indusia* very small, bearing a few slender glands which may be red.

Distribution — *Malesia*: Philippines (apart from the type, one specimen from North Luzon).

24. *Ctenitis atrorubens* Holttum, *Blumea* 31 (1985) 29. — *Dryopteris intermedia* (Blume) Kuntze var. *microloba* Christ, *Philipp. J. Sci.* 2 (1907) Bot. 215. — Type: *Copeland* 1702, Mindanao, San Ramon (MICH).

Ctenitis vilis auct.: Copel., *Fern Fl. Philipp.* (1960) 288, p.p.

Stipe 20 cm long, dark red, its base covered by tufted narrow red-brown scales 15 mm long, rest of stipe bearing dark brown rigidly spreading scales; rachis-scales like those of the stipe but gradually shorter; *lamina* to 34 cm long, thin; pinnae imbricate, c. 12 pairs free and several pairs adnate; *basal pinnae* 11.5 cm long, short-stalked, their basal basicopic pinnules 5.2×1.6 cm bearing 1 pair of deeply lobed tertiary leaflets, basal acroscopic pinnules 20×8 mm, their basal lobes lobulate; pinnules of middle pinnae all deeply lobed, the lobes slightly oblique, their costules 3 mm apart; lower surface of pinna-rachises bearing scales 2–3 mm long, their margins inflexed and bases clathrate, upper surface bearing hairs 1 mm long; *sori* supra-medial on veins; *indusia* thin, covering young sori.

Distribution — *Malesia*: Philippines (known only from the type).

Habitat — In forest at 820 m.

25. *Ctenitis erythradenia* Holttum, *Blumea* 31 (1985) 29. — Type: *M. G. Price 1773*, Luzon, Mt Makiling (K).

Ctenitis setosa auct.: Holttum, *Novit. Bot. Delect. Seminum Horti Bot. Univ. Carol. Prag.* 1968 (1969) 20, for *Cuming 80* only.

Stipe to 37 cm long, pale when dry, basal scales flat, light brown, 10 mm or more long, scales above base very narrow, dark brown, to 8 mm long with inflexed margins; *lamina* to 32 cm long, thin; *basal pinnae* 15 cm long bearing 1 pair free pinnules and 2 or 3 pairs adnate, basal basisopic pinnules 6.5 × 2 cm, bearing 1 pair of tertiary leaflets 12 × 5 mm, lobed halfway to their costules; basal acroscopic pinnule 2.5 × 1 cm, deeply lobed, lobes subentire; lower surface of pinna-rachises bearing very narrow scales 2–3 mm long with inflexed margins and clathrate base; appressed red glands present on and between veins on lower surface of pinnules; hairs on upper surfaces of pinna-rachises short; *sori* medial; *indusia* small, thin, bearing red glands.

Distribution — *Malesia*: Philippines (Luzon, Mindanao).

Habitat — In ridge forest at 500 m altitude.

Note — This species is allied to *C. eatonii* (Baker) Ching of Taiwan, differing in rachis-scales, *indusia* and red glands.

26. *Ctenitis angusta* Holttum, *Blumea* 31 (1985) 30. — Type: *Brass 23208*, Papua New Guinea, Milne Bay Prov. (BM; iso A).

Stipe to 45 cm long, light castaneous, basal scales thin, flat, narrow, 15 mm long, scales above base spreading, dark brown, with inflexed margins, gradually shorter upwards; *lamina* to 37 cm long, 20 cm wide, thin, with 9 or 10 pairs of free and 3 or 4 pairs of adnate pinnae; *basal pinnae* 11.5 cm long, bearing 2 or 3 pairs of pinnules, the lowest ones 4 × 1 cm, lobed almost to their costae with 1 almost free slightly crenate tertiary leaflet 7 × 3 mm; pinnules of middle pinnae all deeply lobed; lower surface of pinna-rachises bearing narrow scales 2–3 mm long which have inflexed margins and clathrate bases, also many short hairs, upper surface covered with thick short hairs; *sori* a little inframedial; *indusia* thin, small, reniform, bearing pale red glands.

Distribution — *Malesia*: Papua New Guinea (known only from the type).

Habitat — In moist valley in oak forest at 1550 m altitude.

27. *Ctenitis paleolata* Copel., *Philipp. J. Sci.* 81 (1952) 24; *Fern Fl. Philipp.* (1960) 293; Holttum, *Blumea* 31 (1985) 30. — Type: *Copeland s.n.* 9 May 1912, Luzon, Benguet Subprov. (MICH).

Stipe nearly 50 cm long, its basal scales 15 mm long, narrow, in a close tuft, above base an abrupt transition to narrow flat scales 2–3 mm long, their cells all somewhat elongate but with dark walls and clear lamina; *lamina* to at least 50 cm long, texture thin, wholly catadromous; *basal pinnae* 20 cm long with stalks 3.5 cm and 6 pairs of widely spaced pinnules; basal basisopic pinnule 9 cm long, bearing 1 pair of free and several pairs of adnate tertiary leaflets, all widely spaced; largest tertiary leaflet 2 cm long, lobed almost to its costa, the lobes well spaced, very oblique and falcate, the largest 4–5 × 1.5 mm; basal acroscopic pinnule 6.5 cm long; pinnules of suprabasal pinnae all widely spaced with widely spaced narrow falcate lobes; scales on lower surface of pinna-rachis narrow, evenly attenuate from base to apex, clathrate but few basal cells isodiametric; *sori* small, medial or supramedial; *indusia* small, distinct, bearing cylindrical scales; *spores* not seen.

Distribution — *Malesia*: Philippines (known only from the type).

Note — The scales do not indicate clearly whether this species belongs to the same group as *C. subglandulosa*; the form of spores would decide this question.

28. *Ctenitis subglandulosa* (Hance) Ching, *Bull. Fan Mem. Inst. Biol.* 8 (1938) 302; Tagawa, *Col. Illustr. Jap. Pterid.* (1959) t. 223; Copel., *Fern Fl. Philipp.* (1960) 292; DeVol & Kuo, *Fl. Taiwan* 1 (1975) 327; Holttum, *Blumea* 31 (1985) 35, f. 2c, d; 3c, d. — *Alsophila subglandulosa* Hance, *Ann. Sci. Nat. Bot.* V, 5 (1866) 253. — *Dryopteris subglandulosa* (Hance) Hayata, *Icon. Pl. Formos.* 6 (1917) 101, non (Fée) Kuntze 1891. — Type: *Oldham s.n.*, March 1864, N Taiwan, ex Herb. Hance no 11186 (BM; iso K).

Polypodium oldhamii Baker, *Syn. Fil.* (1867) 311. — Type: *Oldham s.n.*, 1864, Taiwan, Tamsuy (K).

Aspidium subtripinnatum Miq., Ann. Mus. Bot. Lugd.-Bat. 3 (1867) 179. — *Ctenitis subtripinnata* (Miq.) H. Ito in Nakai & Honda, Nov. Fl. Jap. 4 (1939) 74, excl. syn. — Type: '*Siebold et Buerger*', Japan [L 908,337-521 (Siebold), 515, 527, 537 (Buerger)].

Nephrodium rhodolepis Clarke, Trans. Linn. Soc. London II, Bot. 1 (1880) 526, t. 72. — *Lastrea intermedia* var. *rhodolepis* Bedd., Handb. Ferns Brit. India Suppl. (1892) 62. — *Dryopteris rhodolepis* (Clarke) C. Chr., Index Filic. (1905) 288, excl. syn.; Alderw., Malayan Ferns (1908) 202, excl. syn. — Lectotype (Holtum 1985): Clarke 26934, Darjeeling, 6000 ft (K).

Ctenitis costulisora Ching, Bull. Fan Mem. Inst. Biol. 8 (1938) 299, excl. *W. T. Tsang 20974*. — Type: *Y. K. Wang 31589*, Kwangtung (not seen).

Caudex massive; *stipe* to at least 120 cm long (Hance), its base covered with light brown thin scales 20–40 mm long, the scales gradually

shorter upwards for 5–10 cm, then a subabrupt change to copious appressed overlapping clathrate scales; *lamina* as long as *stipe*; *basal pinnae* of lectotype of *Nephrodium rhodolepis* 45 cm long, their largest pinnules bearing 4 or 5 pairs of tertiary leaflets, the largest very deeply lobed; *scales* on smaller axes of frond to 1 mm wide, consisting almost entirely of isodiametric cells or at least of cells not much longer than wide; *indusia* thin, rather irregular in shape, bearing cylindrical glands and sometimes also hairs of several cells. — **Figs. 6e, f; 8c, d.**

Distribution — NE India, S China, Taiwan, Ryukyu Is., S Japan, Guam; in *Malesia*: E Java, Bali, Philippines (Luzon, Panay, Mindoro), E New Guinea; Fiji.

Habitat — In *Malesia* on mountains in forest at 400–1400 m, in one case on a stream bank.

Taxonomy — Copeland (1960) distinguished *C. rhodolepis* from *C. subglandulosa* in the Philippines, but all specimens seen by me from the Philippines appear to belong to one species.

TECTARIDIUM

Tectaridium Copel., Philipp. J. Sci. 30 (1926) 329, pl. 1; Gen. Fil. (1947) 131; Fern Fl. Philipp. (1960) 316. — Lectotype species (Copel., l.c. 1947): *Tectaridium macleanii* Copel.

Caudex short, erect; scales narrow, entire; fronds dimorphous; sterile fronds simple, elongate, entire, with venation as in *Tectaria* sect. *Tectaria*; fertile fronds lobed almost or quite to the costa, the lobes well separated each including one main vein with a very narrow lamina on each side of it, the lamina widening at short intervals, each widened part bearing a sorus, terminal on a short vein; sori indusiate; spores not distinct from those of *Tectaria* and *Heterogonium*; fronds intermediate in form between sterile and fully fertile often present. — **Fig. 9.**

Distribution — A genus of one species, in *Malesia* native in the Philippines (southern Luzon, Leyte, Samar, Panay).

Notes — In 1926 Copeland distinguished two species, which are here united.

Sterile fronds in this genus have a venation like that of *Tectaria singaporeana*, but the extreme form of sterile fronds, as seen in the type of *Tectaridium macleanii* is so peculiar that a generic distinction appears warranted. Pichi Sermolli [Webbia 31 (1977) 467] considered *Tectaridium* and *Luerssenia* to be closely allied, but the type of the latter (from Sumatra) has sori not significantly different from those of *Tectaria pleiosora* and the type species is here transferred to *Tectaria*, as *T. kehdingiana*. In my opinion *Tectaridium* represents a quite separate offshoot from *Tectaria*. Fronds intermediate between sterile and fully developed fertile offer significant evidence.

1. *Tectaridium macleanii* Copel., Philipp. J. Sci. 30 (1926) 329; *ibid.* 38 (1929) 138; Fern Fl. Philipp. (1960) 316. — Type originally cited destroyed in 1945; neotype (so designated by Copeland in MICH): *Maclean & Catalan 84*, Luzon, Cagayan Prov. (MICH).

Tectaridium primitivum Copel., Philipp. J. Sci. 30 (1926) 329; Fern Fl. Philipp. (1960) 316. — Type: *Wenzel 876*, Leyte (iso F, MO, UC, BKL).

Stipe dark castaneous, of sterile fronds 10–17 cm long, of fertile fronds to 36 cm, minutely hairy near base; scales to 5 mm long, very narrow, hair-pointed; *lamina* of sterile fronds commonly to 20 × 3.5 cm, largest seen 39 × 5.5 cm, opaque, entire, apex short-pointed, base variously cordate to broadly cuneate; veins not distinct on either surface when dried, glabrous apart from dense short hairs on at least the basal part of the upper surface of costa; lobes of extreme form of fertile fronds to 4 cm long, 8–10 mm apart on each side of the costa, the base of each lobe widened to join a ± continuous very narrow wing on each side of the costa (the wing occasionally widened to bear a single sorus); *sori* borne on small ± semicircular lobules of the fertile lobes, opposite each other or alternate, on very short simple veins, indusiate; *indusia* firm, persistent, circular or a little asymmetric, attached along a line from the base to the middle of the sorus. — **Fig. 9.**

Distribution — *Malesia*: Philippines (Southern Luzon, Leyte, Samar, Panay).

Habitat — Common forest floor fern in primary forest at 450–500 m (Panay); primary forest on limestone and limestone-derived soils (Samar); lowland forest slope, heavy clay soil (Luzon).

Note — A collection in which fertile fronds have a quite distinct wing joining the bases of successive lobes was made type of a separate species *T. primi-*

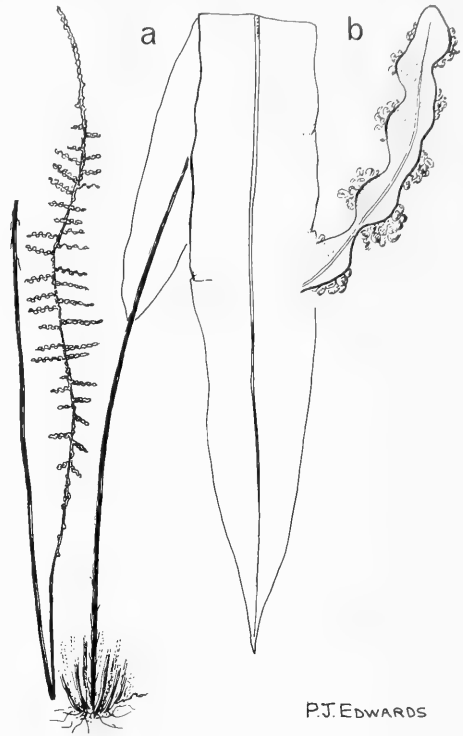


Fig. 9. *Tectaridium macleanii* Copel. a. Sterile and fertile fronds, × 0.33; b. upper surface of a fertile middle pinna, × 4 (a, b: *Sands 3260*).

tivum by Copeland. Deeply lobed sterile fronds, lobes subentire, 4 mm wide, may occur and bear an occasional sorus on an outer vein of a single row of areoles. A plant from Panay cultivated at Kew produced fronds showing a range of forms between sterile and fertile. One frond 5 cm wide, shallowly lobed throughout, produced irregularly arranged sori near the margin, some terminal on short free veins and some on veins surrounding areoles.

CHLAMYDOGRAMME

Chlamydogramme Holttum, Gard. Bull. Sing. 39 (1986) 157. — Type species: *Chlamydogramme hollrungii* (Kuhn) Holttum.

Fronds simply pinnate; pinnae entire, basal ones bilobed or not; venation as in *Tectaria* sect. *Tectaria*; pinnae of sterile fronds 2–3 cm or more wide, pinnae of fertile fronds 2–3 mm wide; sori linear, submarginal, protected when young by the thin pinna-margin and by a continuous inner indusium. — **Fig. 10.**

Distribution — *Malesia*: NE New Guinea, 2 known species.

Taxonomy — The type species was described as exindusiate; indusia were first reported by Holttum in 1986. Copeland placed the species in the genus *Hemigramma*, in which the sori run along the veins of variably contracted fronds or pinnae. *Hemigramma* is here included in *Tectaria*, with the comment that, as arranged by Copeland, it was not a natural group.

KEY TO THE SPECIES

- 1a. Terminal lamina pinna-like; pinnae 2 or 3 pairs, basal ones forked **1. *C. hollrungii***
 b. Terminal lamina 5-lobed; pinnae to 7 pairs, basal ones not forked **2. *C. elata***

1. *Chlamydogramme hollrungii* (Kuhn)

Holttum, Gard. Bull. Sing. 39 (1986) 157. — *Gymnopteris hollrungii* Kuhn in Schum. & Hollrung, Fl. Kais. Wilh. Land (1889) 8. — *Acrostichum hollrungii* (Kuhn) Baker, Ann. Bot. (London) 5 (1891) 495. — *Leptochilus hollrungii* (Kuhn) C. Chr., Index Filic. (1905) 385; Alderw., Malayan Ferns (1908) 737. — *Hemigramma hollrungii* (Kuhn) Copel., Philipp. J. Sci. 37 (1928) 406. — Type: *Hollrung 640*, NE New Guinea, Augustafluss (B; iso BO, K, L).

Hemigramma grandifolia Copel., Philipp. J. Sci. 6 (1911) Bot. 77. — Type: *C. King 328*, NE New Guinea, Lakekamu (MICH).

Caudex short, erect, covered with very narrow entire scales c. 8 mm long. *Sterile frond*: stipe to 40 cm or more long, mid-castaneous, distally short-hairy, scales above base caducous; *lamina* to more than 30 cm long consisting of 2 or 3 pairs of pinnae with conform terminal lamina, the upper pinnae (if 3 pairs) adnate-decurrent, basal pinnae bilobed; terminal lamina to 25 × 3.5 cm, acuminate; *basal pinnae* to 25 × 3.5 cm with stalks 5–7 mm, their basiscopic lobes to 20 × 3 cm; sparse short hairs present on lower surface of costae and veins with a few between veins; more dense short hairs present on upper surface of costae. *Fertile frond*: stipe to 60 cm long; pinnae c. 2 mm wide. — **Fig. 10.**

Distribution — *Malesia*: NE New Guinea, 3 collections.

Habitat — On hill slopes in lowland forest.

Note — In one specimen there are rounded additional lobes 5–6 mm long on the acroscopic side at the base of basal pinnae.

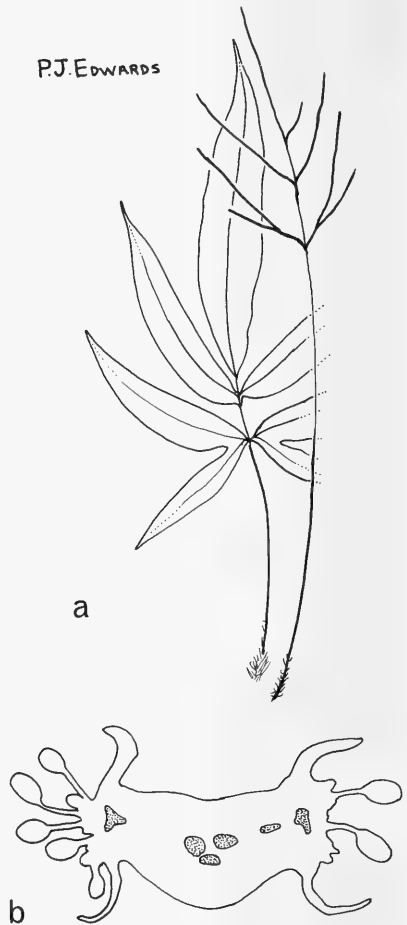


Fig. 10. *Chlamydogramme hollrungii* (Kuhn) Holttum. a. Sterile and fertile fronds, × 0.22; b. transverse section of a fertile pinna, × 18 (a: Hoogland & Craven 10516; b: Hoogland & Craven 10187).

2. **Chlamydogramme elata** Holttum, *Blumea* 35 (1991) 556. — Type: *J.R. Croft 1735*, Papua New Guinea, West Sepik Prov. (K; iso LAE).

Sterile frond: stipe to 60 cm or more long, dark castaneous, sparsely short-hairy; largest basal scales 20 mm long, 3 mm wide at their bases, firm, dark with thinner margins; *lamina* to 70 cm long; free pinnae to 5 pairs and above them 2 or 3 pairs with decurrent bases grading into a 3–5-lobed apex; largest pinnae to 22 × 2.5 cm, their sides almost parallel for much of their length, bases unequally cuneate; *basal pinnae* simple, with stalks 3 mm long, narrowed to a very narrow wing 10 mm long on the basiscopic side, cuneate at c. 45° on acroscopic side; main *veins* sinuous, smaller veins dis-

tinct but not prominent; lower surface bearing sparse short hairs on all parts, upper surface glabrous. *Fertile frond*: *lamina* to more than 60 cm long; pinnae c. 12 pairs, basal ones c. 15 × 0.3 cm, distal ones with soriferous decurrent bases; *spores* similar to those of *C. hollrungii*.

Distribution — *Malesia*: New Guinea (known from type collection only).

Habitat — In narrow gorge in limestone, 1–2 m above flood level, 300 m.

Note — One sterile frond has only 2 pairs of pinnae which are 4 cm wide, below a frond-apex with lobes of similar width. A frond intermediate between sterile and fertile has most pinnae 5–8 mm wide towards their bases, distally like pinnae of a fully fertile frond.

TECTARIA

Tectaria Cav., *An. Hist. Nat.* 1 (1799) 115; Copel., *Philipp. J. Sci.* 2 (1907) Bot. 409–418, excl. *T. irregularis* (Presl) Copel. & *T. leuzeana* (Gaudich.) Copel.; Ching, *Sinensia* 2 (1931) 9–36, excl. *T. artinexa* (Clarke) Ching & *T. leuzeana*; Backer & Posth., *Varenfl. Java* (1939) 71–78, excl. *T. irregularis* & *T. leuzeana*; Copel., *Gen. Fil.* (1947) 128, excl. syn. *Pleocnemia* Presl, *Dictyocline* Presl, *Proferea* Presl & *Arcypteris* Underw.; Manton & Sledge, *Philos. Trans. Sér. B*, 238 (1954) 137, 160; Holttum, *Revis. Fl. Malaya* 2 (1955) 501–519, 626; Copel., *Fern Fl. Philipp.* (1960) 302–317, excl. *T. irregularis* & *T. leuzeana*. — Type species: *Tectaria trifoliata* (L.) Cav.

Aspidium Sw., *J. Bot. (Schrader)* 1800, 2 (1801) 29, for the type species and few others; *J. Sm.*, *Hist. Fil.* (1875) 200–203; Diels in E. & P., *Nat. Pflanzenfam.* I, 4 (1899) 183–188; C. Chr., *Index Filic.* (1905) xxii; Alderw., *Malayan Ferns* (1908) 233–252. — *Aspidium* § *Euaspidium* Hook., *Sp. Fil.* 4 (1862) 42. — *Nephrodium* § *Sagenia* Hook. & Baker, *Syn. Fil.* (1867) 296. — Type species (*J. Sm.* 1875): *Aspidium trifoliatum* (L.) Sw.

Sagenia & *Stenosemia* Presl 1836: see *Tectaria* sect. *Sagenia*.

Microbrochis Presl 1851: see *Tectaria* sect. *Sagenia*.

Hemigramma Christ, *Philipp. J. Sci.* 2 (1907) Bot. 170; Copel., *ibid.* 37 (1928) 402, excl. *H. hollrungii* (Kuhn) Copel.; Copel., *Fern Fl. Philipp.* (1960) 317; M.G. Price, *Kalikasan* 3 (1974) 175; Holttum, *Gard. Bull. Sing.* 39 (1986) 154. — Type species: *Hemigramma zollingeri* Christ = *Tectaria hilocarpa* (Fée) Price.

Quercifilix Copel., *Philipp. J. Sci.* 37 (1928) 408; Sledge, *Kew Bull.* 27 (1972) 422. — Type species: *Quercifilix zeilanica* (Houtt.) Copel. = *Tectaria zeilanica* (Houtt.) Sledge.

Ctenitopsis Ching 1938: see *Tectaria* sect. *Sagenia*.

Caudex erect or ± prostrate, its vascular structure radially arranged; *scales* narrow, formed of narrow elongate cells, usually rigid and opaque, in some species with thinner

or fringed margins, in a few small species wholly thin and translucent but the cells not clathrate-isodiametric as in *Ctenitis*; *fronds* in most species at least pinnately divided, the basal pinnae with elongate basal basicopic lobes or pinnules, entire or with unlobed basal pinnae only in a few species which have elaborate anastomosis of veins; *veins* free with basal basicopic one in each pinna-lobe arising from the costa (except in *T. manilensis*), or anastomosing to form narrow areoles along costae or costules, or more elaborately anastomosing with \pm isodiametric areoles having included free branched veinlets variously directed; *costae* of pinnae and costules of pinnules in most species slightly ridged on the upper surface and covered with ctenitoid hairs, in some species of sect. *Tectaria* slightly grooved and glabrous; upper surface of lamina between veins usually bearing scattered thick ctenitoid hairs at least near the margin, slender hairs variously present on and between veins on the lower surface; *sori* usually round with reniform or peltate indusia, in a few species \pm elongate or asymmetric or spreading along all veins in contracted fertile pinnae; *spores* usually cristate, the crests forming a more or less definite reticulum, in some species bearing slender spinules. — **Figs. 11–16.**

Distribution — Pantropic; c. 210 species, of which c. 40 are neotropic.

Habitat — Almost all species are terrestrial forest plants; a few grow only on rocks, some species only on limestone; a few are rheophytes.

Cytology — Chromosome number 40.

Taxonomy — In describing the new genus *Tectaria*, Cavanilles cited only one species which is therefore the type, but he later included in the same genus other species which are now placed in *Dryopteris*, *Polystichum*, *Nephrolepis*, *Thelypteris* and other genera, their common character being sori covered with reniform or peltate indusia. In 1801 Swartz established the genus *Aspidium* with a similar wide-ranging content, including the original species cited by Cavanilles.

Later authors adopted Swartz's name and treated it variously. Presl, Fée and others attempted to segregate genera on the basis of characters of indusia (whether peltate or reniform) and of venation; they are listed by Christensen (1905). But these 19th century authors did not observe indusia critically and failed to notice other characters now seen to be important, especially of hairs, scales and glands, and most of their generic names are no longer recognized, or if recognized are defined mainly by characters not mentioned by their original authors. Hooker (1862) and Baker (1867), attempting to establish genera of wider scope, confused together unrelated species. It was not until the classification of Diels (1899) that it was clearly recognized that species belonging to the same genus could have, or lack, indusia; he transferred some exindusiate species to *Aspidium*. But Diels included also some extraneous elements and his subdivision of *Aspidium* is valueless. Christensen (1905) cited many generic synonyms but his main subdivision of *Aspidium* is little better than that of Diels; he did however recognize that, of the synonyms cited, *Tectaria* has priority and printed against it 'nom. opt.'. Soon afterwards Copeland (1907), actively studying Philippine species, revived the name *Tectaria* for them, but Van Alderwerelt (1908) attempted to revert to the form of indusia to characterize infrageneric groups, misusing the name *Sagenia* Presl. Christensen accepted the generic name *Tectaria* in the third Supplement to his Index (1934), Ching having already (1931) made the first good study of the species of mainland Asia.

Ching and Copeland accepted in *Tectaria* only species with anastomosing veins. Copeland (1907: 409) however wrote '*Dryopteris dissecta* (Forst.) Kuntze represents, most nearly of known species, the probable origin of *Tectaria*.' But at that time Christensen had not yet discovered a natural subdivision of the comprehensive *Dryopteris* of his Index. When he did so (in his monograph of 1913 and 1920), working entirely with tropical American species, he distinguished *Ctenitis* from *Dryopteris* s.str. (and from thelypteroid ferns) by the character of its hairs, and pointed out that in its hairs *Tectaria* agrees with *Ctenitis*. Ching dealt with the species of *Dryopteris* and *Ctenitis* of mainland Asia in 1938 and in so doing came across a few species which have free veins but in other respects resemble *Tectaria*. He proposed a new genus *Ctenitopsis* for these species (one was Forster's *dissecta*) and also species with free veins later transferred by Holtum to *Heterogonium*; Copeland (1947) transferred all these to *Ctenitis* and wrote (p. 124) '*Tectaria* is probably of ctenitid origin' and (p. 130) '*Ctenitis* is more primitive than *Tectaria*, therefore it is the probable parent genus.' By the latter comment he meant that anastomosing veins are a specialized character as compared with free veins and that therefore the primitive species of *Tectaria* had free veins. But Copeland overlooked the fact that the type species of *Ctenitis*, and most other American species included in that genus by Christensen, differ from *Tectaria* in their scales and also in bearing cylindrical glands which are lacking in *Tectaria*; Manton (1954) also showed that they differ in chromosome number. Forster's species which was the subject of Copeland's comment in 1907 differs only from acknowledged species of *Tectaria* in its free veins, and the species *T. fuscipes* (Bedd.) C. Chr. bridges the gap by having veins anastomosing to form costal areoles in its sterile fronds but all free in fertile ones. The free-veined species here accepted in *Tectaria* are most abundant in mainland Asia (NE India and China) and in the Philippines. There are a few others in Malesia and the Pacific but no related species in tropical America or in Africa [*T. brauniana* (Karst.) C. Chr. of Colombia, which also has free veins, is certainly not closely related to the species of Asia and needs further study]. Thus SE Asia is here regarded as the centre of origin of the genus. *Tectaria ingens* (Atk.) Holtum in NE India has fronds up to 3 m tall (including the stipe) and is perhaps the nearest existing species to a prototype for the genus.

In considering a subdivision of *Tectaria*, vein-pattern appears to be our only guide, and the clearest division [Holtum, Kew Bull. 38 (1983) 108, f. 1] is between species which have veins free or anastomosing in the pattern indicated for *Sagenia* by Presl, and those which have copious anastomosis with branched veinlets in the areoles as in the type species of *Tectaria*. There are, however, in Peninsular Thailand and Peninsular Malaysia, especially on limestone, intermediates between the two. Apart from these species, a distinct line can be drawn between species which have narrow costal areoles lacking included free veinlets and those in which costal areoles do contain free veinlets. The division is here accepted, with sectional rank for the two divisions. As sect. *Sagenia* is clearly the primitive group, it is dealt with first.

Description of species — A common feature of all species except a few which have entire fronds or unlobed basal pinnae is that the basal pinnae are larger than those next above them and have elongate basal basisopic lobes or pinnules. In the development of a young plant, each successive frond has basal pinnae gradually larger and more complex in

structure, and in many species fronds of less than mature size and form may bear sori. The shape and size of the basal pinnae of fronds of mature plants provide some of the most distinctive characters for distinguishing between species. The result is that fronds of immature plants are sometimes difficult to identify with certainty. The arrangement of sori is independent of size of fronds, also (in some cases) pubescence, but scales, which in *Ctenitis* provide good distinguishing characters, are not greatly varied in *Tectaria*. The reader is therefore warned that fronds of immature size may be difficult to identify from the keys. It is thus important for field botanists and collectors to choose fronds from mature plants for preservation; it is helpful also to include specimens of immature plants with notes on their status, which few collectors have done. It is also important to collect complete basal pinnae; the type specimen of *T. setulosa* (Baker) Holttum consists of a pair of suprabasal pinnae and these have been misinterpreted as basal ones.

KEY TO THE SECTIONS OF TECTARIA

- 1a. Veins free, or anastomosing to form narrow costal or costular areoles lacking free included veinlets, such veinlets in other areoles few, short, unbranched and directed towards the margin **Sect. Sagenia** (p. 42)
- b. Veins freely anastomosing; branched free veinlets variously directed present in many areoles **Sect. Tectaria** (p. 59)

Section Sagenia

Tectaria sect. *Sagenia* Holttum, Gard. Bull. Sing. 39 (1986) 157. — *Sagenia* Presl, Tent. Pterid. (1836) 86, t. II, f. 23–25 (not 22). — *Nephrodium* § *Sagenia* auct.: Hook. & Baker, Syn. Fil. (1867) 296–300, for the smaller part. — Type species: *Sagenia latifolia* Presl = *Tectaria mexicana* (Fée) Morton.

Stenosemia Presl, Tent. Pterid. (1836) 237, t. X, f. 24; Fée, Mém. Foug. 5. Gen. Filic. (1852) 53, pl. 3A; Alderw., Malayan Ferns (1908) 727, excl. *S. pinnata* Copel. & *S. teysmanniana* (Baker) Diels; Copel., Gen. Fil. (1947) 12; Fern Fl. Philipp. (1960) 301, excl. *S. pinnata*; S. Chandra, Kalikasan 12 (1983) 157. — Type species: *Stenosemia aurita* (Sw.) Presl = *Tectaria aurita* (Sw.) S. Chandra.

Microbrochis Presl, Epim. Bot. (1851) 51. — Type species: *Microbrochis apiifolia* (Schk.) Presl = *Tectaria apiifolia* (Schk.) Copeland.

Ctenitopsis Ching, Notul. Syst. (Paris) 7 (1938) 86, p.p. excl. spec. typ.

Ctenitis auct.: Copel., Gen. Fil. (1947) 123, p.p.; Fern Fl. Philipp. (1960) 285, p.p.

Distinctive characters as in the above key.

Distribution — Throughout the distribution of the genus; c. 65 species of which c. 10 are neotropical; in *Malesia* 26 species.

Taxonomy — The type species of *Sagenia* and *Microbrochis* are identical in venation and both are West Indian. Presl distinguished them by the form of their indusia only, peltate in *Sagenia* and reniform in *Microbrochis*; but in fact the indusia of the type species of *Sagenia* are not truly peltate nor are they clearly distinct from those of the type of *Micro-*

brochis. *Tectaria coadunata* (J. Sm.) C. Chr. in Asia is closely related to them both and all three were regarded as conspecific by Hooker. There are allied species in Africa. Thus the *Sagenia* form of venation is pantropic and must have had an early origin from the free-veined form which, as above noted, is regarded as primitive for the genus *Tectaria*.

Presl's name *Sagenia* was variously misused by later authors. Baker used it (1867: 296–300) as an infrageneric name in *Nephrodium*, a genus defined solely by the reniform indusia of sori and comprising mainly species now placed in the family *Thelypteridaceae*; thus Baker's *Nephrodium* § *Sagenia* differs from Presl's definition of *Sagenia* both in indusia and venation, and is most unnaturally associated with a very different group of ferns. In 1908 Van Alderwerelt revived the use of *Sagenia* as an infrageneric group in *Aspidium*, again defining it in a sense contrary to that of Presl.

Stenosemia Presl was established for one widely distributed species which has exactly *Sagenia* venation in sterile fronds, but much-contracted fertile fronds with a simpler venation along which the sporangia are so crowded that they appear to be acrostichoid. There is an allied species in Madagascar. *Stenosemia pinnata* Copeland has the frond-form of *Heterogonium* and is here placed in that genus.

KEY TO THE SPECIES OF SECTION SAGENIA

- 1a. All veins free in fertile fronds 2
 b. At least costal areoles present in fertile fronds 14
- 2a. Fronds very thin, appearing only in the rainy season; caudex creeping, succulent
1. *T. manilensis*
 b. Fronds not very thin, persistent; caudex not succulent 3
- 3a. All pinnae very deeply lobed; free tertiary leaflets present on basal pinnae 4
 b. Pinnae much less deeply lobed; tertiary leaflets rare 9
- 4a. Bases of upper pinnae and pinnules narrowly decurrent, their basal lobes sometimes separately attached to rachis 5
 b. Bases of upper pinnae not narrowly decurrent, their basal lobes never separately attached to the rachis 6
- 5a. Basal pinnae to 22 cm long; axes glabrous on lower surface **2. *T. mesodon***
 b. Basal pinnae to 45 cm long; axes short-hairy on lower surface **3. *T. laxa***
- 6a. Hairs 1 mm long present between veins on upper surface 7
 b. Hairs on upper surface between veins few and short, mostly near sinuses
5. *T. trichotoma*
- 7a. Basal pinnae to 12 cm long 8
 b. Basal pinnae to 27 cm long; fronds not or little dimorphous **4. *T. ramosii***
- 8a. Fronds strongly dimorphous; distinct indusia present
4a. *T. ramosii* × *Psomiocarpa apiifolia*
 b. Fronds not dimorphous; indusia small or lacking . . . **4b. *T. ramosii* × *T. aurita***
- 9a. Basal pinnae to at least 40 cm long; suprabasal pinnae bearing 3 or 4 pairs of sessile or adnate pinnules **6. *T. setulosa***
 b. Basal pinnae not over 25 cm long; suprabasal pinnae bearing at least one pair of free pinnules 10

- 28a. Hairs on lower surface of costae and costules to 0.3 mm long; veins not prominent **25. T. coadunata**
- b. Hairs on lower surface of costae and costules to 1 mm long; veins prominent on both surfaces of dried specimens **26. T. pubescens**
- 29a. Very short hairs abundant between veins on both surfaces . . **21. T. adenophora**
- b. Hairs between veins on upper surface thick, to 0.5 mm or more long, none or few on lower surface 30
- 30a. Basal pinnae of mature plants bearing several pairs of free or adnate pinnules, one tertiary leaflet usually present **24. T. ferruginea**
- b. Basal pinnae of mature plants bearing one pair of pinnules; tertiary leaflets lacking **20. T. squamipes**

1. Tectaria manilensis (Presl) Holtum, Indian Fern J. 1 (1984) 36. — *Lastrea manilensis* Presl, Epim. Bot. (1851) 39. — *Ctenitis manilensis* (Presl) Holtum, Novit. Bot. Delect. Seminum Horti Bot. Univ. Carol. Prag. 1968 (1969) 36. — *Lastreopsis manilensis* (Presl) Price, Kalikasan 12 (1983) 155. — Type: *Meyen s.n.*, Manila (PRC).

Nephrodium parishii Hook., Sp. Fil. 4 (1862) 131, t. 260. — *Lastreopsis parishii* (Hook.) Ching, Bull. Fan Mem. Inst. Biol. 8 (1938) 159; Holtum, Revis. Fl. Malaya 2 (1955) 498, f. 294. — Type: *Parish 91*, Moulmein (K).

Athyrium loheri Christ, Bull. Herb. Boissier II, 6 (1906) 1001. — *Ctenitis loheri* (Christ) Copel., Fern Fl. Philipp. (1960) 287. — Type: *Loher s.n.*, May 1905, Luzon, Montalban (P).

a. var. manilensis

Caudex short-creeping, succulent, bearing short narrow thin scales; *stipe* to 18 cm long, its distal part ± densely hairy; *lamina* very thin, shrivelling in the dry season, to 18 cm long and wide, deltoid-pentagonal with 3 or 4 pairs of free or adnate pinnae; *basal pinnae* to 13 cm long, lobed to a very narrow wing along the rachis; basal basisopic lobe to 8 cm long and 3 cm wide, lobed to a very narrow wing, its larger lobes deeply lobulate; basal acroscopic lobe of basal pinna 2.5 cm long; basal veins in pinna-lobes rarely arising from the costa; rachis and costae of pinnae bearing hairs 0.5–1 mm long on the upper surface, shorter rather thick hairs also present on the lamina between veins, hairs on lower surface fewer and more slender; *sori* on short acroscopic branches of veins in pinnule-

lobes; *indusia* reniform or asymmetric, sometimes with short hairs. — **Fig. 12a–c.**

Distribution — Southern Burma, Thailand; in *Malesia*: Malaysia (Langkawi Is. and Perlis), Philippines (Luzon, Palawan), SW Celebes.

Habitat — Usually on limestone; in Luzon reported on a clay bank, streamside. Fronds of plants in cultivation in Singapore withered periodically though not subjected to drought; new ones developed after a period of rest.

b. var. chupengensis (Ridley) Holtum, comb. nov. — *Lastrea chupengensis* Ridley, J. Malay. Branch Roy. Asiat. Soc. 59 (1911) 232. — *Lastreopsis parishii* var. *chupengensis* (Ridley) Holtum, Revis. Fl. Malaya 2 (1955) 498. — Type: *Ridley 14769*, Perlis, Chupeng (K).

Stipe to 7 cm, *lamina* to 10 × 9 cm with only the basal pinnae free.

Note — Known only from the type locality whence plants cultivated in Singapore alongside plants of the typical variety maintained their distinctive characters over three years. C. G. Matthew reported that plants grew in a dense mat at the entrance to a limestone cave.

2. Tectaria mesodon (Copel.) Price, Kalikasan 1 (1972) 37. — *Dryopteris mesodon* Copel., Philipp. J. Sci. 7 (1912) Bot. 54. — *Ctenitis mesodon* (Copel.) Copel., Gen. Fil. (1947) 124; Fern Fl. Philipp. (1960) 294. — Type: *Weber 1176*, Mindanao (MICH; iso K, UC).

Caudex short, suberect, bearing firm dark scales 12 × 1 mm; *stipe* c. 30 cm long, dark, glossy, short-

hairy in the groove only; *lamina* 30 cm long, very firm, drying dark, free pinnae 3 or 4 pairs and 2 or 3 pairs adnate; apical lamina very obliquely lobed almost to its axis, the lobes with narrowly decurrent bases, upper pinnae similarly lobed, their basal lobes sometimes separately attached to the rachis, all their lobes lobulate, the lobules falcate; *basal pinnae* to 25 cm long, bearing 2 pairs of stalked pinnules and an apical lamina like that of the frond, basal basicopic pinnule to 14 cm long with 1 pair of free tertiary leaflets; largest tertiary leaflet 4 cm long, very deeply lobed, the lobes crenate, basal acroscopic pinnule 8 cm long; short *hairs* present on upper surface of rachises and costae, also near sinuses between lobes of pinnae, lacking elsewhere; *veins* concolorous at both sides, more prominent on upper surface than on lower; *sori* at the ends of acroscopic branches of forked veins near margin; *indusia* small, dark, firm, glabrous.

Distribution – *Malesia*: Philippines (Mindanao).

3. *Tectaria laxa* (Copel.) Price, *Kalikasan* 1 (1972) 37. — *Ctenitis laxa* Copel., *Philipp. J. Sci.* 83 (1954) 98. — Type: *Ramos BS 7757*, Luzon, Ilocos Norte (MICH).

Closely allied to *T. mesodon* and similar in texture and frond-form, differing in its much larger fronds with all parts more widely spaced; *stipe* to 75 cm long, *lamina* to 60 cm or more; basal pinnae to 45 cm long (including stalks 6 cm long), their basal basicopic pinnules 24 cm long and largest tertiary leaflets 8 cm long, basal acroscopic pinnules 16 cm long; *veins* distinct on both surfaces; very short hairs scattered on all minor axes on their lower surface, also some between veins. — **Fig. 12d.**

Distribution – *Malesia*: Philippines (Northern Luzon, several collections).

Habitat – In dry forest at 500–1000 m.

4. *Tectaria ramosii* (Copel.) Holttum, comb. nov. — *Ctenitis ramosii* Copel., *Philipp. J. Sci.* 81 (1952) 24; *Fern Fl. Philipp.* (1960) 295. — Type: *Ramos BS 17511*, Samar (MICH; iso P).

Caudex short, suberect; *stipe* to 65 cm long, dark, glossy, bearing rather thin dark scales 10 × 1 mm near the base only; *lamina* to 55 cm long with 5 pairs of free and 2 pairs of adnate pinnae below a

short apical lamina; *basal pinnae* to 27 cm long with stalks 2 cm long, bearing 3 pairs of well-spaced free and 1 or 2 pairs adnate pinnules; basal basicopic pinnule 13 × 5.5 cm bearing 2 pairs free and 1 or 2 pairs adnate tertiary leaflets, its apical lamina very deeply lobed, the lobes obliquely lobulate; largest tertiary leaflet 2.5 × 1.6 cm, very deeply lobed; basal acroscopic pinnule 5 × 2.3 cm; basal basicopic lobes of *distal pinnules* on all pinnae shortly decurrent, their veins arising from the pinna-rachis; *veins* all free; *hairs* on upper surface of costae dense and thick, scattered ones more than 1 mm long, similar long hairs also present on and between veins; hairs on lower surface sparse and shorter; *sori* supramedial at ends of veins in lobules of pinna-lobes; *indusia* thin, persistent, more than 1 mm diameter when young.

Distribution – *Malesia*: Philippines (Samar and Bohol).

Habitat – On limestone-derived soils.

Probable hybrids:

4a. *Tectaria ramosii* × *Psomiocarpa apii-fofia* Presl. — Collection: Western Samar, *Price & Hernaez 398*, also a sterile frond of *Price & Hernaez 74* (K); habitat as *T. ramosii*.

Fronds strongly dimorphous; sterile fronds similar to those of *Psomiocarpa* but with larger segments, *lamina* to 16 × 16 cm; fertile fronds more elongate (*lamina* 18 cm long, basal pinnae 7 cm), their pinnae and pinnules much contracted; *sori* indusiate, *indusia* firm, reniform.

4b. *Tectaria ramosii* × *Tectaria aurita* (Sw.) Chandra. — Collection: Western Samar, *Price & Hernaez 20 & 74* (K).

Fronds very dimorphous; sterile fronds similar in form to those of *T. aurita* but with slight and irregular anastomosis of veins and lack of buds at bases of pinnae; fertile fronds less contracted than those of *T. aurita* with distinct separate small *sori*; *indusia* very small or lacking.

5. *Tectaria trichotoma* (Fée) Tagawa, *Acta Phytotax. Geobot.* 25 (1973) 180. — *Aspidium trichotomum* Fée, *Mém. Foug.* 5. Gen. Filic. (1852) 295. — *Ctenitopsis trichotoma* (Fée) C. Chr., *Notul. Syst.* (Paris) 7 (1938) 88; Tard.

& C. Chr., Fl. Indo-Chine 7 (1941) 351. — *Ctenitis trichotoma* (Fée) Copel., Gen. Fil. (1947) 125. — Type: *Gaudichaud 24*, Vietnam, Tourane (P; iso K).

Dryopteris balabacensis Christ, Philipp. J. Sci. 2 (1907) Bot. 213. — *Ctenitis balabacensis* (Christ) Copel., Gen. Fil. (1947) 124; Fern Fl. Philipp. (1960) 294. — *Tectaria balabacensis* (Christ) Price, Kalikasan 1 (1972) 37; Contr. Univ. Michigan Herb. 16 (1987) 199. — Type: *Mangubat BS 392*, Balabac (P; iso GH, K, NY).

Dryopteris escritorii Alderw., Bull. Jard. Bot. Buitenzorg II, 23 (1916) 10. — Type: *Escritor BS 20732*, Luzon, Tayabas Prov. (BO; iso F, L, P).

Caudex short, suberect; *stipe* 30 cm long, castaneous, hairy in the groove only, basal scales 12×1 mm, firm, dark; *lamina* to 50 cm long, firm; free and adnate pinnae to 6 pairs; apical lamina 13 cm long, acuminate, lobed almost to its axis, its basal lobes 6×1.3 cm, upcurved, deeply crenate; upper pinnae similar with crenate lobes; *basal pinnae* to 25 cm long (stalk to 5 cm), oblique-ascending, bearing several pairs of pinnules; basal basicopic pinnule 12.5×5.5 cm with 1 or 2 pairs of free tertiary leaflets; basal acroscopic pinnule 7×3.5 cm; *veins* in pinna-lobes mostly forked, concolorous; lower surface glabrous, upper surface densely short-hairy on rachises, short hairs also present near sinuses between pinna-lobes. *Sori* about medial between costules of pinna-lobes and margin, terminal on acroscopic branch veinlets; *indusia* dark, very firm, to 1.5 mm wide, with irregular small papillae on the upper surface.

Distribution — Vietnam; *Malesia*: Philippines (S Luzon, Panay, Sibuyan, Palawan, Balabac), Borneo (Sabah).

Habitat — One specimen from Tonkin was found on limestone; one from Sabah on 'ultrabasic steep cliffs and banks.'

Note — The largest specimens from Vietnam are considerably larger than any from Malesia (one has a basal pinna 55 cm long) but otherwise show no difference.

6. *Tectaria setulosa* (Baker) Holttum, comb. nov. — *Nephrodium setulosum* Baker, J. Bot. 28 (1890) 265. — *Ctenitopsis setulosa* (Baker) C. Chr., Notul Syst. (Paris) 7 (1938) 87; Tard. & C. Chr., Fl. Indo-Chine 7 (1941) 352. — Type: *Balansa 1836*, Tonkin (P; iso K).

Tectaria ingens auct.: Holttum, Revis. Fl. Malaya 2 (1955) 503.

KEY TO THE VARIETIES

- 1a. Larger pinnule-lobes obtuse, fertile ones crenate; sori mostly in one row on each side of costules; no anastomosis . **a. var. *setulosa***
- b. Larger pinnule-lobes acute, fertile ones deeply lobulate; sori 2 or 3 pairs in each lobule; some anastomosis of veins . **b. var. *raciborskii***

a. var. *setulosa*

Caudex short, erect; *stipe* to 55 cm long, short-hairy throughout, basal scales 12×1 mm, scattered narrower ones also above base; *lamina* to 70 cm long, rather thin; *basal pinnae* to 40 cm long, their basal basicopic pinnules to 16×6 cm deeply lobed with crenate lobes, the basal lobes forming free tertiary leaflets; *suprabasal pinnae* bearing 3 or 4 pairs of free or adnate pinnules; distal adnate pinnae lobed to 3–4 mm from the costa, their basal basicopic lobes decurrent on the rachis; *pinna-rachises* and *costae* short-hairy throughout on lower surface with sparse shorter hairs on veins, densely hairy on upper surface, the hairs more than 0.5 mm long, scattered similar hairs present between veins; lateral *veins* in lobes of pinnae slender and prominent on the lower surface, forked or subpinnate; *fertile pinnules* as large as sterile ones, their lobes obtuse, crenate; *sori* about medial in the lobes, at the ends of acroscopic vein-branches, or a few additional ones also on basal lobes; *indusia* large, firm, glabrous.

Distribution — Tonkin, N Burma; in *Malesia* only known from the Malay Peninsula (Cameron Highlands, Pahang).

Habitat — In wet ground under tall *Musa* plants, at 1850 m.

Note — The type consists of a pair of supra-basal pinnae; these are wrongly described as basal pinnae in the Fl. Indo-Chine.

b. var. *raciborskii* (Alderw.) Holttum, stat. nov. — *Dryopteris raciborskii* Alderw., Malayan Ferns (1908) 197, 816, new name for *Aspidium sagenioides* auct.: Racib., Pteridop. Buitenzorg (1898) 179, non Mett. — Type: *Raciborskii s.n.*, W Java, G. Salak (BO; K, L).

Dryopteris dissecta p.p. auct.: Backer & Posth., Varenfl. Java (1939) 95.

Fronds somewhat larger than those of var. *setulosa*, larger lobes of pinnae and pinnules acute, sterile pinnules broader and less deeply lobed than fertile; lobes of fertile pinnules deeply lobed with 3 pairs of sori in each lobule; irregular slight anastomosis of veins in sterile pinnules especially near bases of lobes.

Distribution – Known only from the original collection.

7. *Tectaria moussetii* Holttum, Blumea 35 (1991) 553. — Type: *Mousset 130*, E Java, Lawang, near Poespo, 700–800 m (K; iso L, UC).

Caudex not seen; *stipe* to 50 cm long, dark purplish-brown, glabrescent, rachis similar, both bearing narrow dark glossy scales; basal scales to 10 × 1.5 mm; *lamina* to at least 50 cm long; pinnae 7 pairs or more, well spaced; *basal pinnae* of type specimen 16 cm long (stalk 10 mm) with 1 pair of separately adnate pinnules, basal basicopic pinnule 7 cm long, deeply lobed, its lobes 7 mm apart; *middle pinnae* deeply lobed at their bases, lobes crenate, costules 10–12 mm apart; lateral veins in lobes mostly forked; *lower surface* of pinna-rachis short-hairy near its base, short scales present throughout; *upper surface* of pinnae bearing thick hairs between the veins; *sori* terminal on acroscopic vein-branches; indusia thin, often with short slender hairs; sporangia bearing short capitate hairs near the annulus.

Distribution – *Malesia*: East Java, Bali (3 collections).

Note – *Zollinger F146* from Bali is larger than the type, having lamina 60 cm long and basal pinnae 23 cm long with 2 pairs of free pinnules. The capitate hairs on sporangia are unique in the genus.

8. *Tectaria fuscipes* (Bedd.) C. Chr., Contr. U. S. Natl. Herb. 26 (1931) 290; Ching, Sinesisia 2 (1931) 14. — *Aspidium fuscipes* Bedd., Ferns Brit. India Suppl. (1876) 15, t. 366. — *Ctenitopsis fuscipes* (Bedd.) C. Chr., Notul. Syst. (Paris) 7 (1938) 87; Ching, Bull. Fan Mem. Inst. Biol. 8 (1938) 313. — Type: *Clarke 7050*, Cachar, Assam (K).

Nephrodium membranifolium Hook., Sp. Fil. (1862) 131, p.p., incl. t. 261.

Caudex short, erect; fronds dimorphous, the fertile ones with contracted pinnae; stipes commonly 30 cm long, light castaneous, bearing many narrow black scales; *lamina* to 30 cm long; pinnae 3 or 4 pairs, basal pinnae to 14 cm long, basal basicopic pinnules to 6 cm long; *middle pinnae* of sterile frond lobed about 3/5 towards their costae, the lobes subentire and sinuses between them narrow; middle pinnae of fertile fronds very deeply lobed, the lobes crenate and well-spaced; *veins* usually forked in lobes of sterile pinnae, the basal ones irregularly anastomosing (rarely in Malesian specimens), often simple in lobes of fertile pinnae; *thick hairs* present between veins on upper surface, most abundant on sterile pinnae, slender ones less abundant on lower surface; *sori* on acroscopic branches of veins; indusia variably hairy.

Distribution – Widely in Southeast Asia; in *Malesia*: E Java and SW Celebes.

9. *Tectaria rigida* Holttum, Blumea 35 (1991) 555. — Type: *W. Meijer 7491*, Sumatra, G. Sago (BO; iso SING).

Caudex short, erect; *stipe* to 35 cm long, slightly castaneous, its basal scales 10 mm long, barely 1 mm wide, firm with filiform tips; *lamina* c. 30 cm long; pinnae 3 pairs stalked, 2 pairs sessile or adnate; *basal pinnae* 15 cm long with 2 pairs of stalked pinnules, basal basicopic ones 7 cm long with basal lobe almost free; lobes of all pinnae falcate, acute, the margins of sterile ones acutely dentate; veins as in *T. dissecta*; very short hairs present on upper surface of rachis and near bases of pinna-rachises, none between veins on the upper surface; *sori* terminal on acroscopic branches of veins in pinna-lobes; indusia firm, dark, glabrous.

Distribution – *Malesia*: Sumatra (G. Sago; known only from the type collection).

Habitat – Ravine in forest, 900–1000 m.

10. *Tectaria andersonii* Holttum, Blumea 35 (1991) 547. — Type: *J.A.R. Anderson S 31936*, Sarawak, G. Subis, Niah, Miri Dist. (K).

Caudex short, erect; *stipe* to 22 cm long, dark-castaneous, bearing short stiff erect hairs and scales throughout; basal scales to 12 mm long, 0.5 mm wide at the base, apex filiform, very dark, scales on stipe and rachis 2–3 mm long, very narrow; *lamina* to 25 cm long, firm, drying dark brown on

lower surface; pinnae to 5 pairs free and 3 pairs adnate, horizontal, hardly upcurved distally; *basal pinnae* 7 cm long with 1 pair of free pinnules, basal basicopic one 2.2×0.9 cm, acroscopic 1.5 cm long; other pinnae lobed almost to their costae near the base, costules to 8 mm apart, lobes obtuse and slightly crenate; *lower surface* of costae bearing erect hairs 0.2–0.4 mm long, fewer and shorter hairs on veins, few between veins; *upper surface* of costae bearing dense thick hairs 0.4 mm long, between veins hairs only present near the margin; *sori* on acroscopic branches of veins, nearer to margin than to costule; indusia reniform, firm, with a few short hairs.

Distribution — *Malesia*: Borneo: Sarawak (Miri Dist.; known only from the type collection).

Habitat — Upper slopes of a limestone hill, limestone rocks outcropping and deep 'mor' soil, in shaded place.

11. *Tectaria dissecta* (G. Forster) Lellinger, Amer. Fern J. 58 (1968) 156; Brownlie, Pterid. Fl. Fiji (1977) 288. — *Polypodium dissectum* G. Forster, Fl. Ins. Austr. (1786) 81. — *Lastrea dissecta* (G. Forster) Carr. in Seem., Fl. Vit. (1873) 360. — *Dryopteris dissecta* (G. Forster) Kuntze, Revis. Gen. Pl. (1891) 812; Alderw., Malayan Ferns (1908) 196; Backer & Posth., Varenfl. Java (1939) 45, excl. syn. *D. raciborskii* Alderw.; C. Chr., Bernice P. Bishop Mus. Bull. 177 (1943) 95, p.p. — *Ctenitopsis dissecta* (G. Forster) Ching, Bull. Fan Mem. Inst. Biol. 8 (1938) 321; DeVol & Kuo, Fl. Taiwan 1 (1975) 330. — *Ctenitis dissecta* (G. Forster) H. Ito in Nakai & Honda, Nov. Fl. Jap. 4 (1939) 91, for the name only; Copel., Fern Fl. Philipp. (1960) 286. — Type: *G. Forster s.n.*, Pacific Islands (BM; iso K).

Nephrodium membranifolium Presl, Reliq. Haenk. (1825) 36, t. V, f. 3; Hook., Sp. Fil. 4 (1862) 131, p.p., excl. t. 261; Holtum, Novit. Bot. Delect. Seminum Horti Bot. Univ. Carol. Prag. 1968 (1969) 17. — *Aspidium membranifolium* (Presl) Kunze, Bot. Zeitung (Berlin) 6 (1848) 361; C. Chr., Index Filic. (1905) 82, p.p. — *Ctenitopsis membranifolia* (Presl) Ching, Bull. Fan Mem. Inst. Biol. 8 (1938) 315. — Type: *Haenke s.n.*, Luzon (PRC).

Caudex short, erect; *stipe* to 50 cm long or more, rather dark, minutely hairy; basal scales 10×1.2

mm, dark, firm, those above base with pale thinner margins, distal scales and those on rachis thin, mostly caducous; *lamina* to 60 cm long, always much longer than wide; pinnae to 10 or more pairs, oblique and \pm upcurved, apical lamina lobed almost to the rachis; *basal pinnae* to 20 cm long (stalk to 2 cm) bearing up to 3 pairs of pinnules (at least one pair in small plants); basal basicopic pinnule to 12 cm long, very deeply lobed but rarely with a free tertiary leaflet; *middle pinnae* sessile, short-acuminate, very deeply lobed, the lowest lobes at least crenate, lateral veins in the lobes once or twice forked, the basal basicopic one always arising from the costa; *lower surface* of costa bearing \pm abundant short hairs, hairs between veins usually lacking or few; *upper surface* of costae bearing dense thicker hairs, between veins some thick hairs (variable); *sori* on the acroscopic branches of veins, sometimes terminal, usually nearer to the margin than to the costule; *indusia* well developed, dark when dried, glabrous or variously short-hairy when hairs are present on the lower surface. — **Fig. 11a, e, g.**

Distribution — Tahiti, Fiji, Tonga, New Hebrides; Taiwan; in *Malesia*: Java, Lesser Sunda Islands, Christmas Is., Borneo, Philippines, Celebes, New Guinea.

Habitat — This species appears to be adapted to a climate with a regular dry season. The largest plants are reported as terrestrial in forest. In Borneo all plants for which the habitat is recorded were found on limestone or (one from Mt Kinabalu at 1000 m) pendulous from rocks near a stream. In central Java one plant was found on an old wall.

Variability — The largest plants seen are from Luzon, the Lesser Sunda Islands and Christmas Island. Most plants from New Guinea have abundant erect very slender hairs between veins on the lower surface and also copious hairs on the upper surface, the latter thinner than those on plants which have a few thick hairs; some Philippine plants are similar but those on limestone have few hairs on the lower surface. Limestone plants in Sarawak are rather small but typical in pubescence. A few specimens from limestone in the Philippines are very small, possibly the result of exposure.

12. *Tectaria aurita* (Sw.) S. Chandra, Kalikasan 12 (1983) 157. — *Acrostichum auritum* Sw., J. Bot. (Schrader) 1800, 2 (1801) 12; Syn. Fil.

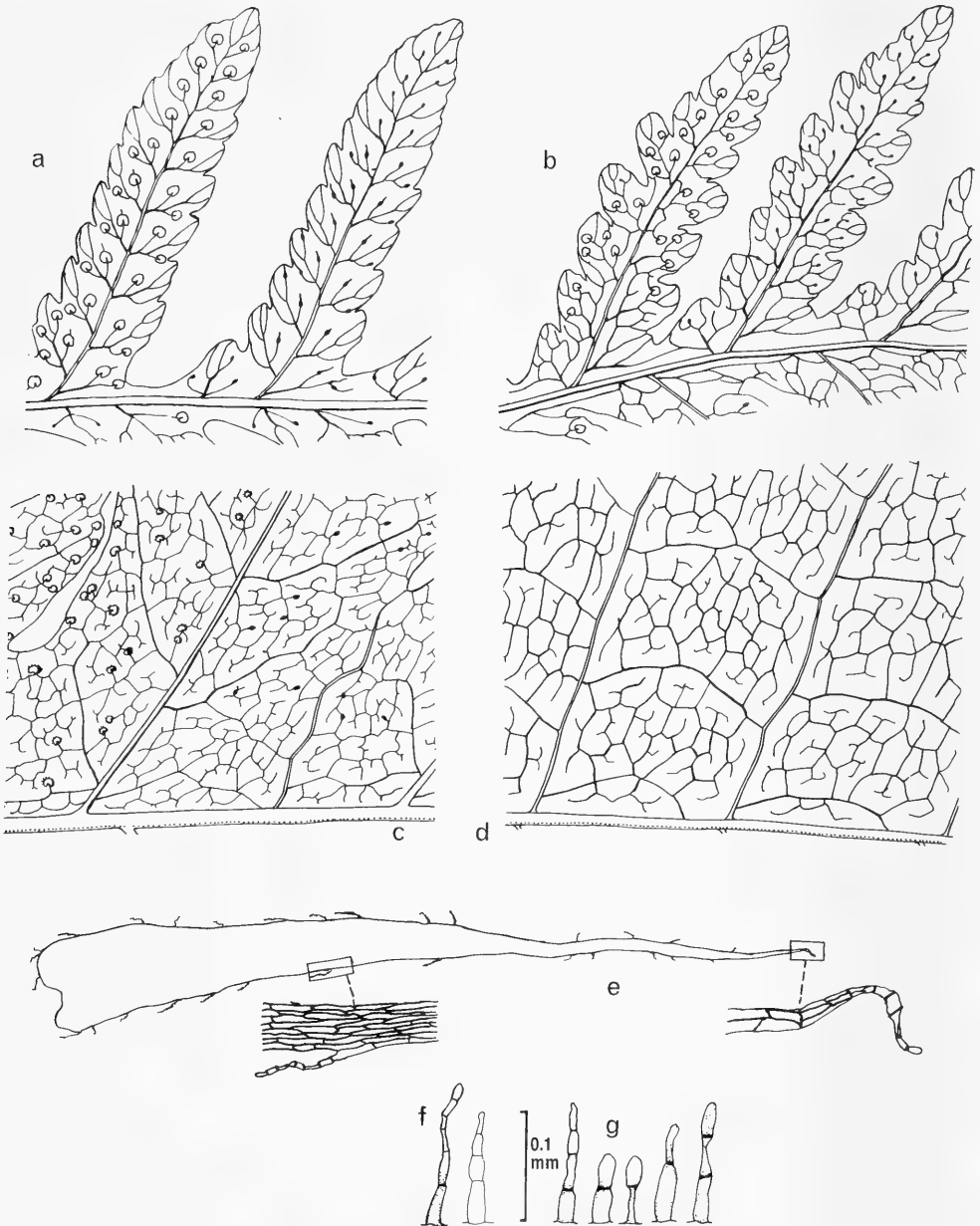


Fig. 11. *Tectaria*, types of venation; scales. — *T. dissecta* (G. Forster) Lellinger. a. Fertile lobes of a middle pinna with sori removed from the right, $\times 2.5$. — *T. devexa* (Kunze ex Mett.) Copel. b. Fertile lobes of a middle pinna with sori removed from the right, $\times 2.5$. — *T. melanocaula* (Blume) Copel. c. Base of a middle pinna with sori removed on the right, $\times 2.5$. — *T. singaporeana* (Hook. & Grev.) Copel. d. Vein pattern between two lateral veins, $\times 2.5$. — *T. dissecta*. e. A rhizome scale with margin and tip details, $\times 100$. — *T. devexa*. f. Hairs from laminal veins, $\times 150$. — *T. dissecta*. g. Hairs from rachis and midrib, $\times 150$ (a, e, g: Price 1763; b, f: Anderson s.n., Sarawak; c: Mousset s.n., Java; d: Parris 10559).

(1806) 13, 198; Hook., Sp. Fil. 5 (1864) 257; Racib., Pteridop. Buitenzorg (1898) 52. — *Polybotrya aurita* (Sw.) Blume, Fl. Javae Filic. (1828) 15, t. 1. — *Stenosemia aurita* (Sw.) Presl, Tent. Pterid. (1836) 237, t. X, f. 24; Fée, Mém. Foug. 5. Gen. Filic. (1852) 55, t. IIIA; Alderw., Malayan Ferns (1908) 726; Backer & Posth., Varenfl. Java (1939) 79; Copel., Fern Fl. Philipp. (1960) 301; Walker, J. Linn. Soc. Bot. Suppl. I (1973) 109. — Type *Thunberg s.n.*, Java (S).

Polybotrya orientalis Blume, Enum. Pl. Javae (1828) 99. — Type: *Blume s.n.*, Noesa Kamangan (L).

Polybotrya cicutaria Blume, Enum. Pl. Javae (1828) 99; Fl. Javae Filic. (1828) 17, t. 2. — *Stenosemia cicutaria* (Blume) Presl, Tent. Pterid. (1836) 237. — Type: *Blume s.n.*, W Java, on rocky streambank (L 908,24-874).

Caudex short, erect; *stipe* of sterile frond to 30 cm long, of fertile to at least 45 cm; basal scales 10 mm long, narrow; *sterile frond* tripartite, broadly deltoid-pentagonal in outline; terminal lamina deltoid, deeply multi-lobed, the lobes all entire, acute to acuminate, the lower ones slightly reduced or in the largest fronds elongate and deeply lobed; *pinnae* opposite or nearly so, to 16 cm long, short-stalked, deeply lobed, the basal basisopic lobe to 9 cm long, asymmetric, wider and more deeply lobed on its basisopic side, a *bud* present at the base of each pinna; *veins* forming areoles along costae of lobes of apical lamina and of pinnae, sometimes with additional areoles below sinuses between lobes; *lower surface* of costae variously hairy, hairs on some Sumatran specimens more than 1 mm long, usually shorter or lacking; *upper surface* always densely short-hairy on costae, between veins scattered thick hairs variously abundant; *fertile frond* shaped as sterile but all parts narrow; venation of very narrow areoles; sporangia abundant all along veins; *spores* with very thin translucent wing; $n = 40$ (Walker). — **Fig. 12e.**

Distribution — Throughout *Malesia* except for the Malay Peninsula; Solomon Islands, New Hebrides.

Habitat — In most cases reported as growing on rocky streambanks in forest, in some cases on limestone, also reported terrestrial in forest.

Variability — Some specimens are very small; one such was named var. *minor* by Christ [Verh.

Naturf. Ges. Basel 11 (1895) 252, type from limestone in Celebes] but it is not clear whether the dwarf form is constant; experiment is needed. *Polybotrya cicutaria* Blume was described from a sterile frond which has very narrow lobes.

Probable hybrids: see 4. *Tectaria ramosii*.

13. *Tectaria impressa* (Fée) Holttum, comb. nov. — *Phlebiogonium impressum* Fée, Mém. Foug. 5. Gen. Filic. (1852) 314, t. 24A, f. 2. — Type: *Griffith s.n.*, Ind. Or. (RB).

Aspidium variolosum Wall. ex Hook., Sp. Fil. 4 (1862) 51; Bedd., Ferns Brit. India Suppl. (1876) t. 365; Handb. Ferns Brit. India (1883) 216. — *Tectaria variolosa* (Hook.) C. Chr., Contr. U.S. Natl. Herb. 26 (1931) 289; Ching, Sinensia 2 (1931) 21, pl. III; Holttum, Revis. Fl. Malaya 2 (1955) 506, p.p.; Gard. Bull. Sing. 38 (1986) 146, f. 1A. — Lectotype (Ching 1931): *Wallich 379*, p.p. (K, ex Herb. Hook.).

Aspidium immersum Hook., Sp. Fil. 4 (1862) 58, non Blume 1828. — Type: *Wallich s.n.* (K).

Aspidium prominens Alderw., Bull. Jard. Bot. Buitenzorg II, 16 (1914) 56; Malayan Ferns, Suppl. (1917) 198. — *Tectaria prominens* (Alderw.) C. Chr., Index Filic. Suppl. 3 (1934) 183. — Type: *Matthew 706*, Sumatra (BO).

Aspidium zollingerianum auct.: Bedd., Ferns Brit. India (1867) t. 251 (non Kunze 1846).

Caudex short-creeping or suberect, bearing dimorphous fronds with occasional intermediates; *stipe* castaneous, longest on fertile fronds, its basal scales to 8 mm long, firm with fragile margins; *sterile lamina* to c. 30 cm long with 3 or 4 pairs of pinnae and a deeply lobed terminal lamina; *basal pinnae* to 20 cm long, usually with 1 pair (rarely 2 or 3) of pinnules, the basal basisopic one to 12 × 3 cm, lobed 1/3 towards its costa; *middle pinnae* lobed to at least halfway to their costae, the lobes oblique, obtuse; *veins* forming narrow areoles along costae of pinnae and costules of lobes with additional oblique areoles a few of which have an included free veinlet; short *hairs* present on both surfaces of costae and costules, also some on upper surface near margins; *pinnae of fertile fronds* ± contracted and more deeply lobed, the venation ± modified with absence of regular costular areoles; *sori* mostly at the ends of free veins in areoles, variably impressed (most deeply where the lamina is most constricted), indusia large, firm.

Distribution – NE India & S China southwards to Peninsular Thailand; in *Malesia* known only from 2 collections, one from Langkawi Is. and one from Sumatra (type of *Aspidium prominens*, probably Pulau Weh).

Habitat – Usually on limestone in forest.

Note – Wallich cited 3 localities for his *no* 379: Amherst, Tavoy and Penang. The Penang specimen in his herbarium at Kew is *T. brachiata* (Z. & M.) Morton. Ching's lectotype is unlocalized. A specimen of Wallich 379 from Tavoy in Herb. Hooker is a syntype of *T. barberi* (Hook.) Copel. Matthew collected other specimens on limestone on Pulau Weh in January 1912.

14. *Tectaria barberi* (Hook.) Copel., Philipp. J. Sci. 2 (1907) Bot. 414; Holttum, Revis. Fl. Malaya 2 (1955) 508, 626, f. 300. — *Polypodium barberi* Hook., Sp. Fil. 5 (1864) 100. — *Dictyopteris barberi* (Hook.) Bedd., Ferns Brit. India (1869) t. 322; Handb. Ferns Brit. India (1883) 298; Alderw., Malayan Ferns (1908) 515. — Lectotype (selected here): *Barber s.n.*, Borneo (K).

Aspidium kunstleri Bedd., Handb. Ferns Brit. India Suppl. (1892) 44; Alderw., Malayan Ferns (1908) 236. — Type: *Kunstler 405*, Perak, Gopeng (K).

Phegopteris polycarpa Mett., in Kuhn, Linnaea 36 (1869) 124. — *Dictyopteris polycarpa* (Mett.) Bedd., Ferns Brit. India Suppl. (1876) 20; Handb. Ferns Brit. India (1883) 300. — *Aspidium kuhnii* C. Chr., Index Filic. (1905) 78 (not *A. polycarpum* Blume). — Type: *Jagor 222*, Malacca (B).

Caudex short, erect, its apex covered with stiff brown scales 15 × 1.5 mm; *fronds* of young plants 3–5-lobed, of older ones with a trilobed apical lamina and a pair of bilobed acuminate pinnae, all lobes entire; fronds of mature plants with stipe to 70 cm long and lamina to 50 cm long, stipe and rachis dark brown and bearing short erect hairs; *pinnae* to 7 pairs; basal *pinnae* commonly to 18 cm long, stalked (stalk 2 cm), deeply lobed on the basiscopic side, with basal lobe to 12 cm long, shallowly lobed on acroscopic side; middle *pinnae* with ± sinuous margins or irregularly lobed on the largest fronds; *main veins* in *pinnae* 8–10 mm apart, smaller veins anastomosing between them with many excurrent free veinlets in the areoles;

sori small, mostly at the ends of short veinlets in areoles, when very young having (at least in some cases) small reniform indusia but later appearing exindusiate; tetraploid (Manton in Holttum 1955). — Fig. 12h, i.

Distribution – Southern Burma and Thailand; in *Malesia*: Sumatra, Malay Peninsula, Borneo, Sulu Archipelago.

Habitat – In lowland forest.

Notes – Hooker cited three syntypes for *Polypodium barberi*: Wallich 379 from Tavoy, Wallich *s.n.* from Penang and Barber *s.n.* from Borneo. The Tavoy specimen was part of the material named *Aspidium variolosum* by Wallich. The types of *A. kunstleri* Bedd. and *Phegopteris polycarpa* Mett. are unusually large specimens. Mettenius noted the resemblance of the latter to *A. barberi* Hook.; Christensen saw the type and confirmed to me that it is not distinct.

Manton found a plant from Singapore to be tetraploid. Experiment is desirable to indicate the relationship of this species to others; if it is allotetraploid, one parent is probably *T. impressa*.

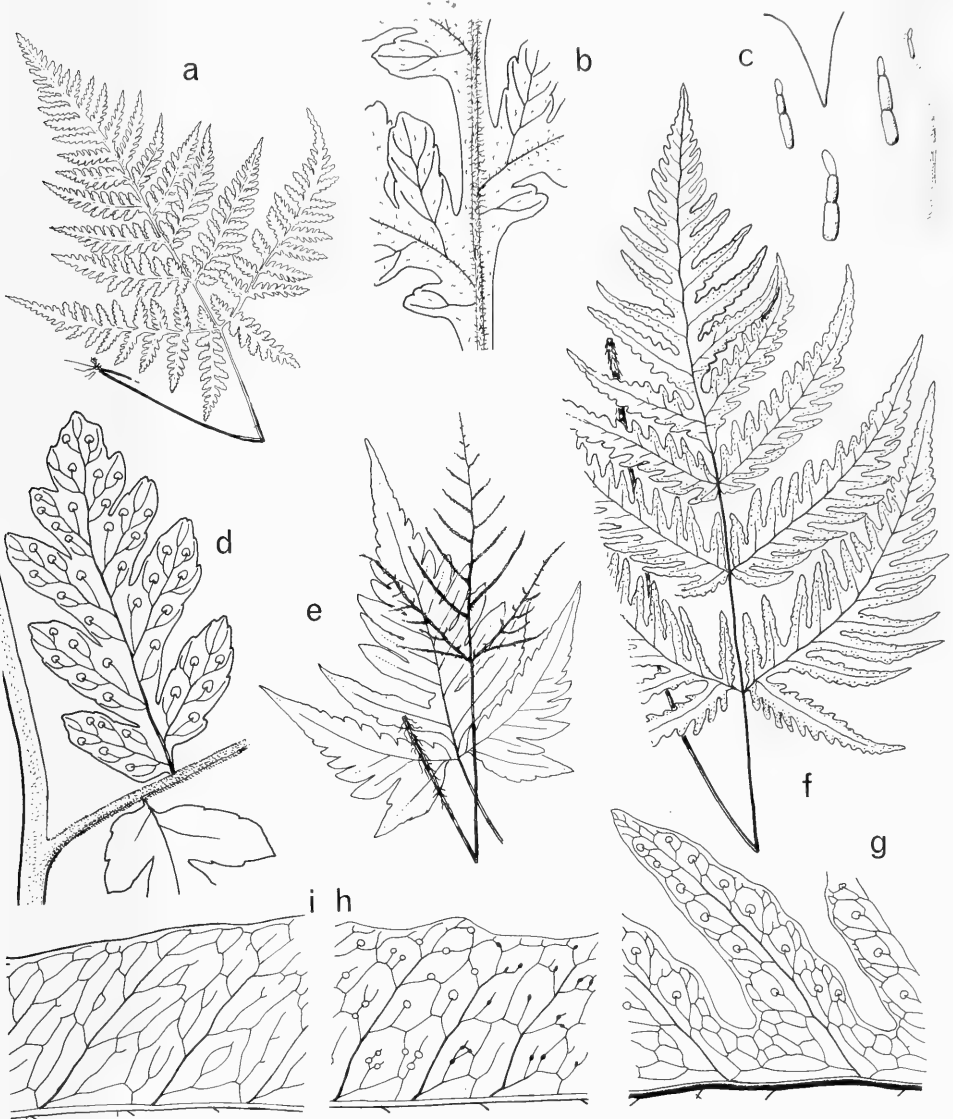
15. *Tectaria bamleriana* (Rosenst.) C. Chr., Index Filic. Suppl. 3 (1934) 177. — *Aspidium bamlerianum* Rosenst., in Feddes Repert. Spec. Nov. Regni Veg. 10 (1912) 338; Alderw., Malayan Ferns, Suppl. (1917) 192. — Type: *G. Bamler W10*, Wareo, NE New Guinea (L).

Aspidium beccarianum Baker, Malesia 3 (1886) 43; Alderw., Malayan Ferns (1908) 238. — *Aspidium cesatianum* C. Chr., Index Filic. (1905) 68, nom. nov. superfl. — *Tectaria cesatiana* (C. Chr.) Copel., Philipp. J. Sci. 6 (1911) Bot. 76; *ibid.* 78 (1951) 416, nom. illeg. — Type: *Beccari s.n.*, Andai, W New Guinea (FI).

Aspidium ledermannii Brause, Bot. Jahrb. Syst. 56 (1920) 114. — *Tectaria ledermannii* (Brause) C. Chr., Index Filic. Suppl. 3 (1934) 181. — Type: *Ledermann 9409*, NE New Guinea (B).

Aspidium pleocnemioides Alderw., Nova Guinea 14 (1924) 6. — *Tectaria pleocnemioides* (Alderw.) C. Chr., Index Filic. Suppl. 3 (1934) 183. — Type: *H.J. Lam 423*, W New Guinea, Mamberamo River (BO).

Aspidium evenulosum Alderw., Bull. Jard. Bot. Buitenzorg II, 28 (1915) 7. — *Tectaria evenulosa* (Alderw.) C. Chr., Index Filic. Suppl. 3 (1934) 179. — Type: *Kornassi 835*, SE Ceram (BO).



P.J. EDWARDS

Fig. 12. *Tectaria manilensis* (Presl) Holtum. a. Complete frond, $\times 0.33$; b. venation at base of upper (adnate) pinna, undersurface, $\times 2.6$; c. thick hairs on upper surface of lamina between veins, $\times 33$. — *T. laxa* (Copel.) Price. d. One tertiary leaflet, $\times 2.2$. — *T. aurita* (Sw.) S. Chandra. f. Whole frond, $\times 0.33$; e. sterile and fertile fronds, $\times 0.26$. — *T. bamleriana* (Rosenst.) C. Chr. g. Venation of an acroscopic lobe, $\times 1.7$. — *T. barberi* (Hook.) Copel. h. Venation of a fertile pinna, $\times 1.7$; i. venation of a sterile pinna, $\times 1.7$ (a–c: Smith 3054; d: Price 3345; e: Croft 1682; f, g: Racliff 188; h, i: Piggott 2968).

Caudex erect, its apical scales firm, to 10 × 1 mm, similar scales at base of stipe, those above base very narrow; *stipe* and rachis dark, glossy on abaxial surface; *lamina* to 30 cm long, variably ± dimorphous in fronds of the same collection; *pinnae* to 3 pairs; apical lamina deltoid, very deeply lobed, the larger lobes lobulate; *basal pinnae* short-stalked, to 18 cm long, lacking free pinnules, basal basiscopic lobes to 8 cm long deeply lobed when fertile; middle *pinnae* sessile, very deeply lobed, the lobes lobulate or crenate, widest on sterile fronds with narrow sinuses between them, narrower with wider sinuses when fertile, a *bud* present on the acroscopic margin near base of a pinna; *veins* not distinct on lower surface, forming narrow costal and costular areoles and other ones about as in *T. impressa*, included veinlets usually few; *lower surface* of *pinnae* glabrous or with sparse minute hairs on veins; upper surface of costae densely short-hairy, a few thick hairs present between veins near margin; *venation of fertile pinnae* usually less complex, the sori in one row on each side of costules in pinna-lobes; *indusia* to nearly 1 mm diameter, reniform, dark, firm, sometimes bearing short hairs. — **Fig. 12g.**

Distribution — *Malesia*: Moluccas (SE Ceram), widely in New Guinea, Manus Is.

Habitat — In lowland forest, twice reported growing among rocks, in one case on limestone (Manus Is.), once at 1100 m on a steep ridge.

Note — The Ceram specimen is apparently a young plant; the fronds have only one pair of *pinnae* but the largest is fertile.

16. *Tectaria nabirensis* Holttum, Blumea 35 (1991) 553. — Type: *W. Schönian* 38, W New Guinea, Geelvink Bay, Nabire, 100–400 m (B).

Caudex and bases of stipes lacking; *stipe* and rachis very dark, glossy, bearing throughout many narrow light brown scales; *lamina* incomplete, probably 50 cm long with c. 4 pairs of *pinnae*; apical lamina 20 cm long, lobed to a narrow wing, lobes to 10 pairs, lowest 8 × 1.5 cm, deeply closely obliquely lobulate; *basal pinnae* 28 cm long (stalk 3 cm) with 1 pair free pinnules and 1 pair adnate, basal basiscopic pinnule 17.5 × 7 cm bearing one free tertiary leaflet, the rest lobed to a narrow wing, the lobes close, oblique and deeply lobulate; *veins* distinct on lower surface, forming costal and costular areoles, other areoles below

sinuses few; *lower surface* glabrous apart from sparse minute hairs on costae and costules; dense short hairs present on upper surface of costae and a few hairs near sinuses; *sori* on free veins near apices of pinna-lobes, otherwise on anastomosing veins; *indusia* rather large, thin, glabrous.

Distribution — *Malesia*: W New Guinea (known only from the type).

- 17. *Tectaria griffithii*** (Baker) C. Chr., Index Filic. Suppl. 3 (1934) 180; Tard. & C. Chr., Fl. Indo-Chine 7 (1941) 411; Holttum, Revis. Fl. Malaya 2, ed. 2 (1968) 636. — *Nephrodium griffithii* Baker, Syn. Fil. (1867) 300. — *Sagenia griffithii* (Baker) Bedd., Ferns Brit. India (1870) t. 337. — Type: *Griffith s.n.*, Burma (K). *Nephrodium multicaudatum* Clarke, Trans. Linn. Soc. London II, Bot. 1 (1880) 540, t. 77. — *Aspidium multicaudatum* (Clarke) Bedd., Handb. Ferns Brit. India (1883) 222; Alderw., Malayan Ferns (1908) 250. — *Tectaria multicaudata* (Clarke) Ching, Sinensia 2 (1931) 20; Holttum, Revis. Fl. Malaya 2 (1955) 507, f. 299. — Type: *Clarke 18427*, Sylhet (K). *Aspidium malayense* Christ, Philipp. J. Sci. 2 (1907) Bot. 187. — *Tectaria malayense* (Christ) Copel., Philipp. J. Sci. 2 (1907) Bot. 416; C. Chr., Gard. Bull. Straits Settle. 7 (1934) 260; Copel., Fern Fl. Philipp. (1960) 305. — Lectotype (selected here): *Loher 858*, Luzon (P; iso K). *Pleocnemia trimenii* Bedd. forma *dissecta* Alderw., Bull. Jard. Bot. Buitenzorg III, 2 (1920) 164. — Type: *Lörzing 5403*, Sumatra, Sibolangit (BO; iso L).

KEY TO THE VARIETIES

- 1a. Basal *pinnae* with 1 pair of pinnules 2
 b. Basal *pinnae* with 5 pairs of pinnules
 c. var. **amplissima**
 2a. Veins amply anastomosing in fertile fronds
 a. var. **griffithii**
 b. Veins all free in lobes of fertile *pinnae*
 b. var. **singaporeana**

a. var. **griffithii**

Caudex erect, its apex covered with scales to 20 mm long, 2 mm wide at the base; *stipe* to 60 cm long, dull dark brown, bearing many very narrow

scales throughout; *lamina* deltoid-pentagonal, to 60 cm long and wide; free pinnae 2–4 pairs, widely spaced; *basal pinnae* commonly 30 cm long (to 45 cm) with 1 pair of free pinnules, the rest lobed to 5–10 mm from the costa, the costules 3–4 cm apart, the lobes acuminate; basal basicopic pinnule to 20 × 6 cm, widest in the middle, deeply lobed with costules 1.5 cm apart, lobes falcate, acute, entire; acroscopic pinnule to 10 × 2.8 cm, shallowly lobed; second pinnae of large fronds sessile with one free pinnule; *veins* concolorous but distinct on lower surface, forming narrow costal and costular areoles, also other areoles below sinuses (often with short excurrent included veinlets) and an additional outer row in lobes of pinnae, costular areoles not formed in distal parts of lobes of fertile pinnae; *lower surface* glabrous or sparsely hairy on costae and costules, usually with some narrow scales; upper surface of costae and costules densely covered with short thick hairs, groups of similar hairs present near margins or at sinuses; *sori* on free veins in areoles near base of pinna-lobes, on acroscopic branches of quite free veins distally; *indusia* large, firm, persistent.

Distribution – Assam (Khasia Hills), Burma, Vietnam, Thailand; in *Malesia*: N Sumatra, Malay Peninsula, W Java, Borneo, Celebes, Philippines (Luzon to Mindanao).

Habitat – In lowland forest, sometimes near limestone.

b. var. *singaporeana* Holttum, *Blumea* 35 (1991) 551. — Type: *C.G. Matthew s.n.*, Jan. 1908, Singapore, Bukit Timah (K).

Differs from the type of the species because the veins in the lobes of the fertile pinnae are totally free. Anastomosis in sterile pinnae is also much less than in var. *griffithii*, the outer row of areoles in lobes being lacking.

Distribution – *Malesia*: Singapore (known only from Bukit Timah).

c. var. *amplissima* Holttum, *Blumea* 35 (1991) 551. — Type: *C.G. Matthew s.n.*, Jan. 1913, Sumatra, Padang Panjang, Bukit Tilabung (K).

Pinnae to 12-jugate, the lowermost 50 cm long provided with 6-jugate pinnules, the lowermost basicopic pinnules provided with 3-jugate tertiary leaflets; raches and costae beneath densely short hairy.

Distribution – *Malesia*: Sumatra (known only from the type collection).

18. *Tectaria nesiotica* Holttum, *Blumea* 35 (1991) 553. — Type: *J.R. Croft & J. Marsh LAE 71234*, Goodenough Is. (K; iso L, LAE).

Caudex erect; *frond* with stipe 200 cm long, the stipe 80 cm (collectors); *rachis* dark brown, glabrescent and glossy on abaxial surface, hairy adaxially; basal pinnae not seen, *suprabasal pinnae* subsessile, to 42 cm long, bearing 12 pairs of sessile free pinnules and 3 or 4 pairs adnate; *pinnules* 2.5 cm apart, to 8.7 × 1.7 cm, lobed to 1 mm from the costa, lobes oblique, little more than 2 mm wide and separated by wider sinuses, their margins crenate, apices obtuse, basal basicopic and acroscopic lobes subequal and not reduced; *veins* forming narrow areoles along costae of pinnules, those in the lobes all free, a forked one corresponding to each crenature; *upper surface* of costae of pinnules densely short-hairy near the base only, lower surface bearing a few narrow scales; *sori* on acroscopic branches of veins, apparently terminal; *indusia* dark, firm, glabrous.

Distribution – *Malesia*: New Guinea (known only from the type collection).

Habitat – In forest, at 950 m.

19. *Tectaria kingii* Copel., *Philipp. J. Sci.* 9 (1914) Bot. 4; *ibid.* 78 (1951) 414. — *Pleocnemia kingii* (Copel.) Alderw., *Malayan Ferns*, Suppl. (1917) 147; Holttum, *Reinwardtia* 1 (1951) 186. — Type: *C. King 402*, Woodlark Is. (MICH).

Caudex erect or ± prostrate; *stipe* to 45 cm long, castaneous, adaxially glabrous apart from scales; basal scales to 20 mm long and more than 2 mm wide; *lamina* to 40 cm long; pinnae to 4 pairs free and 3 pairs ± adnate; apical lamina small; basal pinnae to 30 cm long, free pinnules to 4 pairs, basal basicopic pinnule to 17 cm long with 2 pairs of deeply lobed tertiary leaflets (largest 3.5 × 1.7 cm) and 2 pairs adnate; basal pinnules on second pair of pinnae bearing 1 pair of tertiary leaflets; pinnules on middle pinnae very deeply lobed with ± crenate lobes; *veins* forming costal and costular areoles, usually no additional areoles below sinuses between pinna-lobes; *lower surface* almost glabrous; upper surface of rachis and pinna-

rachises densely short-hairy, surface between veins bearing very few hairs except near sinuses; *sori* mostly at the ends of acroscopic branches of veins in pinnule-lobes, marked by prominences on the upper surface; indusia thin, at first covering sori, shrivelling later and then not conspicuous.

Distribution – *Malesia*: New Guinea (Woodlark Is., Sudest Is., New Britain, Admiralty Is.; Milne Bay Prov. in Papua New Guinea); Santa Cruz Is.

Ecology – In lowland forest, on steeply sloping ground, in one case on limestone.

20. *Tectaria squamipes* Holttum, *Blumea* 35 (1991) 555. — Type: *J.R. Croft 1753*, Papua New Guinea, West Sepik Prov. (K).

Caudex erect; *stipe* at least 40 cm long, dark, glabrescent on abaxial surface, bearing many narrow mid-brown scales throughout, similar scales also present on rachis and on costae of pinnae; *lamina* to 50 cm long; free pinnae 3 pairs and 2 pairs adnate; basal pinnae to 23 cm long (stalk 7 mm) bearing 1 pair of free or adnate pinnules; basal basicopic pinnules 12 × 3 cm, lobed to 3 mm from their costae, costules of lobes to 12 mm apart, lobes 8 mm wide, deeply crenate, obtuse, basal acroscopic pinnule 5 cm long, rest of basal pinnae lobed to 2–3 mm on each side of their costae; suprabasal pinnae almost sessile, deeply lobed with oblique obtuse deeply lobulate lobes; *veins* forming costal and costular areoles with few additional areoles below sinuses; *lower surfaces* glabrous or nearly so apart from scales; thick hairs present between veins on upper surface; *sori* mostly on acroscopic branches of free veins in pinna-lobes; indusia small and apparently caducous.

Distribution – *Malesia*: Papua New Guinea (also known from Milne Bay Prov.).

Habitat – The type from forest on exposed summit ridge at 1100 m; the Milne Bay specimen from forest at 430 m.

21. *Tectaria adenophora* Copel. in Elmer, *Leafl. Philipp. Bot.* 4 (1911) 1151; *Fern Fl. Philipp.* (1960) 306. — Type: *Elmer 12419*, Sibuyan Is. (MICH, K).

Caudex apparently short-creeping with tufted fronds: *stipe* 20–30 cm long, ferruginous, short-hairy, scaly near the base only, scales black, rigid, 7 mm long, less than 1 mm wide; *lamina* to 20

cm long, consisting of 2 pairs of pinnae and a deeply lobed apical section 12 cm long, dark rusty brown when dried; *basal pinnae* of type 8 cm long (stalk 2 mm), acuminate, lobed to 4–5 mm from its costa, basal basicopic lobe 6 × 1.5 cm and shallowly lobulate, the other lobes subentire, of *Ramos 4710* to 20 cm long; *upper pinnae* slightly adnate, lobed halfway to costa, lobes oblique, rounded; *veins* forming narrow areoles along costae and costules, also a second series below sinuses and in broader lobes; many very short erect hairs between veins on both surfaces; *sori* mostly on the outer veins of costal and costular areoles; *indusia* small, bearing short hairs, soon caducous.

Distribution – *Malesia*: Philippines (known from the type and 2 collections from Zambales Province, Luzon).

22. *Tectaria christii* Copel., *Philipp. J. Sci.* 2 (1907) Bot. 416; in Elmer, *Leafl. Philipp. Bot.* 4 (1911) 1151; *Fern Fl. Philipp.* (1960) 305. — *Aspidium coadunatum* auct. (non Wall. ex Hook. & Grev. 1831); Christ, *Philipp. J. Sci.* 2 (1907) Bot. 187. — Lectotype (Copeland 1911): *Copeland 1899*, Luzon, Bontoc, Sagada (MICH).

Caudex short-creeping; *stipe* to 20 cm long, slender, castaneous, glabrescent on abaxial side; basal scales to 8 × 1 mm, thin, light brown; *lamina* of type 28 cm long, consisting of apical section and 2 pairs of pinnae; apical section 21 cm long, deltoid, lobed to 5–6 mm from its axis, basal lobes 8 × 2.7 cm, obliquely lobulate halfway to costa, the lobules broadly rounded; *upper pinnae* adnate, 9 × 3.5 cm, lobed halfway to costae, lobes slightly crenate with rounded apices, apex acute, not acuminate; *basal pinnae* 13 cm long, lobed to 5 mm from costae, the lobes ± overlapping, basal basicopic lobe 6.5 × 3.3 cm, deeply lobulate with crenate lobules and a very obtuse apex; acroscopic lobes all about equal, oblique, 3 × 1.5 cm; *veins* forming costal and costular areoles, also several additional ones below sinuses and an outer row in pinna-lobes; *lower surface* of costae bearing slender hairs to 1 mm long, short erect hairs present on and between veins; upper surface bearing copious short hairs between veins; *sori* in one row on each side of main veins in pinna-lobes, on the outer veins of areoles or on short veins within the second row of areoles; indusia large, thin, glabrous.

Distribution – North Thailand; *Malesia*: Philippines (Luzon), Borneo (Sabah; one collection).

Habitat – In Luzon on limestone at 1500 m (type) and near a waterfall; in Sabah pendulous on rocks by stream at 1000 m.

Note – This is very near *T. coadunata* but appears to differ constantly in lack of pinnules on basal pinnae and in closely shallowly lobed non-acuminate upper pinnae. The largest Luzon specimen has a lamina 38 cm long, basal pinnae 19 cm.

23. Tectaria devexa (Kunze ex Mett.) Copel., Philipp. J. Sci. 2 (1907) Bot. 415; Ching, Sinenzia 2 (1931) 16; Backer & Posth., Varenfl. Java (1939) 72; Holttum, Revis. Fl. Malaya 2 (1955) 505, 626, f. 297; Copel., Fern Fl. Philipp. (1960) 304; Holttum & Roy, Blumea 13 (1965) 135; Sledge, Kew Bull. 27 (1972) 416; Holttum, Gard. Bull. Sing. 34 (1981) 136; Indian Fern J. 1 (1985) 36. — *Aspidium devexum* Kunze, Bot. Zeitung (Berlin) 6 (1848) 259, nom. nud. — *Aspidium intermedium* Mett., Farnatt. IV (1858) 119, non Willd. 1810. — *Aspidium devexum* Kunze ex Mett., Ann. Mus. Bot. Lugd.-Bat. 1 (1864) 237, in obs. — *Pleocnemia devexa* (Kunze ex Mett.) Alderw., Malayan Ferns (1908) 174, incl. var. *permutata* Alderw. — Type: *Zollinger 2717*, Java (LZ, lost; iso B, G, L).

Aspidium membranaceum Hook., Sp. Fil. 5 (1864) 105 in footnote. — *Pleocnemia membranacea* (Hook.) Bedd., Ferns Brit. India Suppl. (1875) 15; Handb. Ferns Brit. India (1883) 225. — Lectotype (Holttum 1981): *Cuming s.n.*, Philippines (K).

KEY TO THE VARIETIES

- 1a Lobes of upper pinnae deeply lobulate; veins forming few areoles beyond those along costae and costules. 2
- b. Lobes of upper pinnae at most crenate; additional areoles frequent below sinuses between pinna-lobes **c. var. novoguineensis**
- 2a. Both surfaces densely short-hairy between the veins **a. var. devexa**
- b. Upper surface bearing scattered hairs 0.5 mm long; lower surface between veins almost glabrous **b. var. minor**

a. var. devexa

Caudex short, suberect; *stipe* to 30 cm long, slender, light castaneous, glabrescent; basal scales to 10 mm long, less than 1 mm wide; *lamina* to 35 cm long, thin; pinnae 3–5 pairs; *basal pinnae* to 18 cm long (stalk 1.5 cm) with 1 pair of free pinnules, basal basisopic pinnule to 8 × 3.5 cm, very deeply lobed, the lobes lobulate up to half-way to their costules, basal one sometimes almost free; *upper pinnae* adnate on the basisopic side, lobed as pinnules of basal ones, costae of lobes to 10 mm apart; *veins* forming costal and costular areoles, additional ones below sinuses few; *lower surface* of costae bearing hairs 0.5 mm long, whole lower surface on and between veins bearing many very slender shorter hairs; upper surface similarly hairy with thicker hairs; *sori* near the margins of lobules of pinna-lobes, mostly on the acroscopic branches of free veins; *indusia* thin, glabrous or with short hairs; *n* = 40 (Manton in Holttum 1955). — **Fig. 11b, f.**

Distribution – Southern Burma and Thailand; *Malesia*: Western Malesia, Central and SW Celebes, Philippines. Specimens from Taiwan, SW China and Tonkin have sparse longer hairs on the upper surface but are otherwise similar.

Habitat – Always on limestone, usually at the base of rocks.

Taxonomy – The first description of this species (as *Aspidium intermedium*) was by Mettenius in 1858, with citation of *A. devexum* as a synonym; the latter name was not validated until 1864, almost simultaneously with the publication of *A. membranaceum* Hook.

b. var. minor (Hook.) Holttum, Blumea 35 (1991) 550 — *Aspidium giganteum* Blume var. *minor* Hook., Sp. Fil. 4 (1862) 50. — *Sagenia gigantea* var. *minor* Bedd., Ferns S. India (1864) 81, t. 243. — Type: *Thwaites CP 1358*, Sri Lanka (K).

Fronde-form and size as var. *devexa*, differing in almost glabrous lower surface between veins and sparse thick hairs 0.5 mm long between veins on upper surface.

Distribution – Sri Lanka, Christmas Island (Indian Ocean).

c. var. novoguineensis Holttum, *Blumea* 35 (1991) 550. — Type: *Holttum s.n.*, cult. Kew, origin limestone near Kundiawa, E New Guinea (K).

The type plant cultivated at Kew was found by S. K. Roy to be tetraploid [*Blumea* 13 (1965) 135]. *Brass* 32188, from a neighbouring locality, has larger fronds with lamina to 40 cm long and regular pluriseriate areoles below sinuses; its highest pinnae have costules of their crenate lobes 12 mm apart; costules of upper pinnae of var. *devexa* of comparable size are 6 mm apart.

Distribution — *Malesia*: Eastern New Guinea, New Hebrides (Efaté).

24. *Tectaria ferruginea* (Mett.) Copel., Philipp. J. Sci. 6 (1911) Bot. 76; *ibid.* 78 (1951) 415. — *Phegopteris ferruginea* Mett., Ann. Mus. Bot. Lugd.-Bat. 1 (1864) 224, t. 6, f. 2. — *Aspidium zippelianum* C. Chr., Index Filic. (1905) 98 (not *A. ferrugineum* Sw. 1806). — *Dictyopteris ferruginea* (Mett.) Alderw., Malayan Ferns (1908) 516. — Type: *Zippelius s.n.*, Western New Guinea (L).

Pleocnemia membranacea (Hook.) Bedd. var. *novoguineensis* Rosenst., Feddes Repert. Spec. Nov. Regni Veg. 10 (1912) 335. — Type: *G. Bamler* 5, Papua New Guinea, Logaueng, 1909 (no 63, same locality, 1910, at K, L).

Tectaria gymnocarpa Copel., Philipp. J. Sci. 9 (1914) Bot. 4; *ibid.* 78 (1951) 415. — Type: *G. King* 401, Papua, Loane (MICH).

Frond-form as *T. kingii* but basal pinnae shorter (to c. 25 cm), their basal basiscopic pinnules bearing at most one pair of adnate tertiary leaflets; veins often forming additional areoles below sinuses in sterile fronds, not in fertile ones; hairs always present on lower surface of costae, costules and veins, variable, sometimes to 1 mm long, few or none between veins; hairs on upper surface between veins abundant, at least 1 mm long (to 1.5 mm); *sori* exindusiate, usually rather large and slightly irregular in shape.

Distribution — *Malesia*: widely in New Guinea (only the type from the West); Solomon Islands.

Habitat — In forest from low altitudes to 2000 m, twice recorded on limestone. Plants found at higher altitudes appear to be more hairy on both

surfaces, with longer hairs, than those from low altitudes, and to have smaller fronds.

Note — The types of *Pleocnemia membranacea* var. *novoguineensis* and *Tectaria gymnocarpa* both have fewer and shorter hairs on the abaxial side of rachises than most other specimens and fewer thick hairs between veins on the upper surface; they are thus nearer to *T. kingii*.

25. *Tectaria coadunata* (J. Sm.) C. Chr., Contr. U. S. Natl. Herb. 26 (1931) 331; Ching, *Sinensia* 2 (1931) 18, p. p. — *Aspidium coadunatum* Wall. ex Hook. & Grev., Icon. Filic. (1831) 202, non Kaulf. 1824. — *Sagenia coadunata* J. Sm., J. Bot. (Hook.) 4 (1841) 184, nom. nov. — *Sagenia macrodonta* Fée, Mém. Foug. 5. Gen. Filic. (1852) 313, nom. nov. superfl. — *Tectaria macrodonta* (Fée) C. Chr., Index Filic. Suppl. 3 (1934) 181; Tard. & C. Chr., Fl. Indo-Chine 7 (1941) 410 (p. p.); — Type: *Wallich* 377, Nepal (E).

Aspidium cicutarium auct.: Hook., Sp. Fil. 4 (1862) 61, p. p.; Bedd., Handb. Ferns Brit. India (1883) 220, p. p. — *Nephrodium cicutarium* auct.: Baker, Syn. Fil. (1867) 299, p. p.; Clarke, Trans. Linn. Soc. London II, Bot. 1 (1880) 539, excl. var. *coadunatum*.

Note on the species — In the North of India Clarke distinguished two varieties, one with large fronds glabrous on the lower surfaces and one somewhat smaller with fronds hairy beneath. He wrongly called the latter var. *coadunatum*; it is variable and has not been clearly distinguished. In northern Thailand, on limestone, there is a more densely hairy form which may represent a distinct variety.

KEY TO THE VARIETIES

- 1a. Basal pinnae of mature plants to 50 cm long, pinnate; those of small plants deeply lobed but not pinnate **a. var. coadunata**
- b. Basal pinnae to 15 cm long, pinnate
b. var. minor

a. var. coadunata

Fronds large, with basal pinnae to 50 cm long bearing a pair of free pinnules; lobes of pinnae and

pinnules very broad; veins forming costal and costular areoles lacking free included veinlets and many other areoles, some with short included veinlets; lower surfaces glabrous, thick hairs present between veins on upper surface.

Distribution — NE India, SW China, N Thailand.

b. var. *minor* Holttum, *Blumea* 35 (1991) 518. — *Tectaria macrodonta* auct.: Holttum, Revis. Fl. Malaya 1, 2 (1955) 505, quoad plantas peninsulares. — Type: *Henderson SF 21383*, Pulau Langkawi (K; SING).

Caudex short-creeping; *stipe* to 50 cm long, its base swollen and persistent; basal scales thin, to 5 mm long; *lamina* of type 26 cm long consisting of 3 pairs of pinnae and a deeply lobed deltoid apical portion 15 cm long (its lowest lobes 5.5×1.5 cm); *basal pinnae* 15 cm long (stalk 10 mm), their basal basiscopic pinnules 9×2 cm, lobed halfway to the costa, the lobes obtuse, basal acroscopic pinnules 3.5×1.4 cm; suprabasal pinnae sessile, deeply lobed, the lobes falcate, obtuse, the larger ones with sinuous margins; *hairs* 0.2–0.3 mm long present on lower surface of costae and a few very slender ones between veins, many thicker hairs present between veins on upper surface; *sori* mostly on free veins in outer areoles, marked by depressions on the upper surface when dried; indusia rather large, glabrous.

Distribution — *Malesia*: W Malaysia (Langkawi Is., Perlis).

Habitat — On limestone.

26. *Tectaria pubescens* Copel., Univ. Calif. Publ. Bot. 18 (1942) 221; Philipp. J. Sci. 78 (1951) 415, pl. 16. — Type: *C. King 359*, Papua, Lakekamu (MICH; iso UC).

Caudex short, erect; *stipe* to 50 cm long; basal scales to 15×1 mm, those above base gradually shorter, very narrow scales present on abaxial surface of both *stipe* and *rachis*, hairs 0.5 mm long also on *rachis*; *lamina* to 60 cm long consisting of 3–5 pairs of pinnae and a terminal portion c. 15 cm long; *basal pinnae* to 28 cm long (stalk 3–5 cm) bearing 3 or 4 pairs of pinnules with a deeply lobed apex like that of the *lamina*, basal basiscopic pinnule to 12 cm or more long, broadly lobed to 3–5 mm from its costa with 1 or 2 tertiary leaflets to 5×1.5 cm lobed halfway to the costule; first suprabasal pinnae with 1 pair of free pinnules; lobes of fertile pinnae and pinnules narrower than sterile; *veins* prominent on both surfaces, forming additional areoles below sinuses in less deeply lobed parts of pinnae: rather sparse *hairs* up to 1 mm long present on lower surfaces of costae and costules, also scattered on veins, thick hairs more than 0.5 mm long, scattered between veins on upper surface; *sori* in a row halfway between costules of lobes and margin, the lower ones on short veins in areoles, distal ones on free veins; indusia rather large, glabrous, shrivelling when old.

Distribution — *Malesia*: NE New Guinea; Solomon Islands (Bougainville).

Habitat — In forest at 500–600 m.

Section *Tectaria*

Taxonomy — The generic names *Hemigramma* Christ and *Quercifilix* Copel., cited as synonyms above, call for comment. The sterile and fertile fronds of the types of both genera are strongly dimorphous, the sterile ones having venation as in *Tectaria* sect. *Tectaria*, the fertile ones having a greatly contracted *lamina* with simplified venation and sori borne all along the veins, giving an acrostichoid appearance.

Christ established the genus *Hemigramma* (1907) for a Java fern originally named *Hemionitis zollingeri* Kurz (*Tectaria zollingeri* here) with the allied Philippine species (here named *Tectaria hilocarpa*) as a variety. Copeland (1928) added other species, two of which (from Hong Kong and Tonkin) have broader fertile pinnae in which the venation, though contracted, is normal for *Tectaria* sect. *Tectaria*; these two are not nearly related to the type of *Hemigramma*. All these ferns, including the type of *Quercifilix*, represent different modifications of fertile fronds which have evidently arisen on different evolutionary

lines. The Philippine *Tectaria hilocarpa* hybridizes naturally with *Tectaria crenata*. Copeland in 1928 also included in *Hemigramma* the very different species here named *Chlamydogramme hollrungii*, not noticing its peculiar indusia.

The vein-pattern in sect. *Tectaria* is closely similar to that in several genera of *Polypodiaceae*; this appears to be a remarkable example of parallel evolution.

KEY TO THE SPECIES OF SECTION TECTARIA

- 1a. Fronds pinnate or bipinnate, or elongate and lobed to a winged rachis 2
- b. Fronds simple, not elongate if deeply lobed. 74
- 2a. Rachis not wholly winged 3
- b. Rachis wholly winged (also part of stipe) or the wing not quite continuous in mature plants 61
- 3a. Suprabasal pinnae deeply lobed or pinnate in fronds of mature plants 4
- b. Suprabasal pinnae, if any, entire or nearly so in fronds of mature plants; pinnules, if any, narrow, entire or nearly so. 19
- 4a. Rachis very dark and at length glossy 5
- b. Rachis not very dark nor at length glossy 12
- 5a. Sori small, irregularly scattered. 6
- b. Sori larger, in one row on each side of main veins or of costules near apices of pinna-lobes 9
- 6a. Indusia small; sori not confluent 7
- b. Indusia lacking; sori sometimes confluent **30. T. simonsii**
- 7a. Thick hairs on upper surface confined to sinuses 8
- b. Thick hairs between veins generally on upper surface **29. T. holttumii**
- 8a. Lobes of basal pinnae deeply lobulate **27. T. melanocaula**
- b. Lobes of basal pinnae entire or nearly so **28. T. nebulosa**
- 9a. Suprabasal pinnae shallowly lobed apart from the acute basal lobes
 31. T. durvillei
- b. Suprabasal pinnae deeply lobed with acute to acuminate lobes 10
- 10a. Basal pinnae of largest fronds 30 cm or more long bearing at most 1 pair of pinnules; suprabasal pinnae lacking pinnules 11
- b. Basal pinnae of largest fronds less than 30 cm long, bearing 2 pairs of pinnules; 2 pairs of suprabasal pinnae each with 1 pair of pinnules **34. T. athyriosora**
- 11a. Basal pinnae to 30 cm long; lower surface of costae and veins bearing hairs more than 0.5 mm long **32. T. melanorachis**
- b. Basal pinnae to 60 cm long bearing a pair of stalked pinnules; all parts of lower surface bearing minute hairs with spherical tips **33. T. danfuensis**
- 12a. Fronds strongly dimorphous; sterile pinnae broad and shallowly lobed
 35. T. brachiata
- b. Fronds not strongly dimorphous; pinnae deeply lobed. 13
- 13a. Sori all near margins of pinna-lobes **36. T. calcarea**
- b. Sori mostly not near margin 14

- 14a. Some sori on free veinlets in areoles, or on branches of free veins near apices of pinna-lobes 15
 b. Sori all on connected veins 17
- 15a. Basal pinnae to more than 30 cm long; lobes of upper pinnae acuminate and deeply lobed **37. T. curtisii**
 b. Basal pinnae shorter; lobes of upper pinnae obtuse, at most crenate 16
- 16a. Basal scales 7×1.5 mm, thin, light brown; lamina very firm . . . **38. T. cherasica**
 b. Basal scales to 15×1 mm, firm, dark; lamina thin, translucent **39. T. translucens**
- 17a. Sori indusiate; basal acroscopic lobes of pinnae not longer than the next lobes . . 18
 b. Sori exindusiate; basal acroscopic lobes of pinnae much elongate **42. T. macrota**
- 18a. Thick hairs lacking between veins on upper surface; indusia glabrous **40. T. keckii**
 b. Thick hairs present between veins on upper surface; indusia fringed with hairs **41. T. villosa**
- 19a. Basal pinnae bearing narrow pinnules 20
 b. Basal pinnae lacking free pinnules 23
- 20a. Caudex long-creeping; lamina to 80 cm long **43. T. semibipinnata**
 b. Caudex short, erect; lamina much shorter 21
- 21a. Lamina to 25 cm or more long; pinnae 2–4 pairs, pinnules entire or minutely denticulate; rachis hairy on upper surface 22
 b. Lamina to 10 cm long; pinnae 1 pair, deeply crenate-lobate, each with 1 pinnule; no hairs on rachis **46. T. subdigitata**
- 22a. Distal parts of lower pinnae entire; almost all sori in 2 rows between main veins **44. T. lobbii**
 b. Distal parts of lower pinnae irregularly obliquely lobed; sori small, numerous, irregularly scattered **45. T. jacobsii**
- 23a. Fertile pinnae much contracted, covered beneath with sporangia 24
 b. Fertile pinnae not very narrow, most sori distinct 25
- 24a. Pinnae of fertile frond 1 pair, c. 1 cm long **47. T. zeilanica**
 b. Pinnae of fertile frond several pairs, much longer **48. T. lombokensis**
- 25a. Fertile pinnae to 1.5 cm wide, sterile to 3.5 cm **49. T. teratocarpa**
 b. Fertile pinnae much wider where fronds are dimorphous 26
- 26a. Pinnae (including basal ones) all narrowly decurrent 27
 b. Pinnae not all narrowly decurrent 28
- 27a. No buds at bases of pinnae; indusia very small, not distinct on mature sori **50. T. subcaudata**
 b. Buds present at bases of pinnae; indusia distinct **51. T. fauriei**
- 28a. A large acuminate lobe present on acroscopic base of pinnae, at least on basal ones **42. T. macrota**
 b. Acroscopic basal lobes lacking 29
- 29a. Sori irregularly arranged, some elongate or coalescent. 30
 b. Sori not coalescent, or if so in 2 rows between main veins 33

- 30a. Suprabasal pinnae narrowed at their bases 31
 b. Suprabasal pinnae with broadly rounded to cordate bases 32
- 31a. Sori mostly not confluent, some with small indusa; buds present at bases of upper pinnae 52. *T. suluensis*
 b. Sori mostly confluent, no indusia, no buds 53. *T. semipinnata*
- 32a. Many sori running along veins; no indusa 54. *T. sumatrana*
 b. Sori all on free veinlets in areoles, none linear; small indusia present
69. *T. angulata*
- 33a. Sori near margins only; pinnae 1 pair 55. *T. craspedocarpa*
 b. Sori not only near margins; pinnae more than 1 pair 34
- 34a. Sori in 1 row on each side of main veins, or with occasional additional ones especially near costae 35
 b. Sori not only in 1 row on each side of main veins 51
- 35a. Sori on free veinlets in areoles 36
 b. Sori not all on free veins in areoles 46
- 36a. Sori much elongate 56. *T. dolichosora*
 b. Sori not or little elongate 37
- 37a. Areoles in fertile pinnae each with a single veinlet 38
 b. Areoles in fertile pinnae mostly containing forked veinlets 39
- 38a. Basal pinnae unlobed; indusia not peltate 57. *T. pleiosora*
 b. Basal pinnae lobed; indusia peltate 58. *T. repanda*
- 39a. Stipe and rachis dark and glossy 40
 b. Stipe and rachis not dark and glossy 43
- 40a. Pinnae not auricled on acroscopic side 41
 b. Pinnae auricled on the acroscopic side 31. *T. durvillei*
- 41a. Pinnae commonly 25 cm long; basal scales 1.5–3 mm wide 59. *T. crenata*
 b. Pinnae to 17 cm long; basal scales not over 1 mm wide 42
- 42a. Basal scales not contorted; middle pinnae to 3 cm wide 60. *T. isomorpha*
 b. Basal scales much contorted; pinnae to 5 cm wide 61. *T. exauriculata*
- 43a. Basal pinnae bearing at least 1 large basisopic lobe 44
 b. Basal pinnae unlobed 57. *T. pleiosora*
- 44a. Bases of pinnae broad, cordate on basisopic side 62. *T. brevilobata*
 b. Bases of pinnae subequally cuneate 45
- 45a. Fertile pinnae 3–5 cm wide; indusia not peltate 59. *T. crenata*
 b. Fertile pinnae 2–3.5 cm wide; indusia peltate 58. *T. repanda*
- 46a. Fronds with a simple or trilobed apex and 1 pair of unlobed pinnae
63. *T. ternata*
 b. Fronds mostly with several pairs of pinnae, basal ones lobed 47
- 47a. Sori regularly spaced and separate 48
 b. Sori irregular, often \pm elongate and confluent 50
- 48a. Indusia large; bases of pinnae cordate on basisopic side 49
 b. Indusia very small; bases of pinnae cuneate to rounded both sides
66. *T. decastroi*

- 49a. Stipes not very dark; basal pinnae with 2 basiscopic lobes . . . **64. T. tabonensis**
 b. Stipes nearly black; basal pinnae with one large basiscopic lobe
65. T. subcordata
- 50a. Pinnae to 2 cm wide, no buds on rachis; sori often elongate or confluent parallel to main veins **67. T. rufescens**
 b. Pinnae wider; buds present at bases of pinnae; lower sori elongate at right angles to main veins **68. T. siifolia**
- 51a. Caudex erect or suberect; stipes tufted 52
 b. Caudex long-creeping, fronds seriate 60
- 52a. Pinnae commonly 5 cm or more wide 53
 b. Pinnae not or little over 2 cm wide 58
- 53a. Buds present on upper surface of midrib of apical lamina or at bases of pinnae . . 54
 b. Buds lacking in either position 55
- 54a. Pinnae to 4 pairs; scales not twisted, few persistent above bases of stipes
69. T. angulata
 b. Pinnae 1 pair; scales twisted, to 20 mm long, many persistent above bases of stipes
70. T. croftii
- 55a. Pinnae 1 pair 56
 b. Pinnae to at least 3 pairs. 57
- 56a. Rachis very dark and glossy; apical lamina 5-lobed **28. T. nebulosa**
 b. Rachis otherwise; apical lamina 3-lobed **71. T. schmutzii**
- 57a. Bases of pinnae narrowly cuneate **72. T. fissa**
 b. Bases of pinnae rounded to subcordate on basiscopic side . . **73. T. polymorpha**
- 58a. Pinnae to 5 pairs **74. T. microlepis**
 b. Pinnae 1 or 2 pairs 59
- 59a. Buds present on upper surface of costa of apical lamina; small indusia present
75. T. trifida
 b. Buds lacking; no indusia **76. T. rheophytica**
- 60a. Pinnae commonly to 3 cm wide, their bases narrowly cuneate
77. T. menyanthidis
 b. Pinnae commonly 6 cm wide, their basiscopic bases rounded
78. T. herpetocaulos
- 61a. Pinnae or pinna-like lobes of fertile fronds 3 mm wide, wholly covered beneath by sporangia 62
 b. Pinnae or pinna-like lobes of fertile fronds much wider; sori distinctly separate . 63
- 62a. Rachis-wing not quite continuous; one pair of pinnae present . **79. T. taccifolia**
 b. Rachis-wing quite continuous, decurrent below lowest lobes **101. T. hilocarpa**
- 63a. At least the sori remote from costae in 1 row on each side of main veins; indusia conspicuous 64
 b. Sori otherwise arranged; indusia in most cases small or lacking. 67
- 64a. All sori in a regular row on each side of main veins 65
 b. Some additional sori, irregularly shaped and arranged, present between the two rows near the costa **58. T. repanda** × **101. T. hilocarpa**

- 65a. Unwinged stipe very short, winged part broad; lobes of lamina well-spaced
80. T. decurrens
- b. Unwinged stipe longer, upper part of wing not broad; lobes of lamina not widely spaced 66
- 66a. Fertile lobes of lamina to 20 × 2 cm **80. T. decurrens** hybrid
- b. Fertile lobes of lamina to 30 × 6 cm **81. T. sulitii**
- 67a. Many sori ± confluent 68
- b. Sori not confluent 69
- 68a. Sori indusiate, confluent ones a minority **50. T. subcaudata**
- b. Sori exindusiate, confluent ones many, irregular **53. T. semipinnata**
- 69a. Indusia large with stiff hairs on them **82. T. tricuspis**
- b. Indusia not thus hairy, small or lacking 70
- 70a. Sori very numerous, each consisting of few sporangia; lower surface between veins hairy throughout **83. T. schultzei**
- b. Sori larger; lower surface not hairy 71
- 71a. Sori indusiate; indusia small but conspicuous 72
- b. Sori exindusiate or with occasional rudimentary indusia 73
- 72a. Wing continuous throughout rachis and also most of the stipe; no buds
84. T. vasta
- b. Wing formed by narrowly decurrent bases of pinnae, not continuous on mature plants; buds present on rachis near pinna-bases **51. T. fauriei**
- 73a. Lobes of frond narrowly acuminate **85. T. grandidentata**
- b. Lobes of frond abruptly short-acuminate **86. T. beccariana**
- 74a. Fronds simple with a broad, often cordate base, entire or variously lobed 75
- b. Fronds simple, in most cases unlobed, narrowed towards base 92
- 75a. Lamina ± deeply lobed 76
- b. Lamina entire or crenate 87
- 76a. Sori distinctly and persistently indusiate 77
- b. Sori exindusiate, or indusia minute 83
- 77a. Lamina hairy on all parts of lower surface of fertile fronds 78
- b. Lamina of fertile fronds glabrous on lower surface 82
- 78a. Apices of lobes obtuse **87. T. novoguineensis**
- b. Apices of lobes acuminate 79
- 79a. Sori near margin only **55 T. craspedocarpa**
- b. Sori generally distributed on fronds of mature plants 80
- 80a. Stipe to 5 cm long; fronds not dimorphous; indusia bearing hairs
88. T. johannis-winkleri
- b. Stipes to 20 cm long; fertile fronds contracted indusia not hairy
91. T. palmata var. **dimorpha**
- 81a. Lamina much longer than wide, near base lobed 1/3 way to costa; lobes contiguous and decrescent distally **89. T. nitens**
- b. Lamina little longer than wide, near base lobed more deeply, the lobes widely divergent 82

- 82a. Basal lobes narrowly acuminate, upcurved; sori irregular **90. T. stalactica**
- b. Basal lobes spreading, not narrowly acuminate, sori uniform **91. T. palmata**
- 83a. Fronds trilobed, lateral lobes lacking basal lobules 84
- b. Fronds 5-lobed, or 3-lobed with basispic lobules on lateral lobes 86
- 84a. Lateral lobes acuminate, similar in shape to apical lamina 85
- b. Lateral lobes very short, abruptly acute **94. T. subtriloba**
- 85a. Lamina to 19 cm long; scales hair-pointed **92. T. filisquamata**
- b. Lamina to 28 cm long; scales not hair-pointed **93. T. microchlamys**
- 86a. Sori small, nearly all discrete, rarely coalescent, sometimes with small indusia
91. T. palmata var. **platanifolia**
- b. Sori often elongate along veins, exindusiate **95. T. christovalensis**
- 87a. Sori indusiate 88
- b. Sori exindusiate 89
- 88a. Both surfaces covered with short erect hairs **87. T. novoguineensis**
- b. Both surfaces glabrous **96. T. minuta**
- 89a. Surface between veins densely hairy on both sides **97. T. labrusca**
- b. Surface between veins glabrous on both sides 90
- 90a. Free included veinlets present in areoles; sori mostly punctate **98. T. brooksii**
- b. Free veinlets rare in costal areoles; sori mostly elongate **99. T. inopinata**
- 91a. Fronds strongly dimorphous, fertile ones very narrow and at maturity almost covered beneath with sporangia 92
- b. Fronds, if dimorphous, having distinctly separate sori 93
- 92a. Fronds, both sterile and fertile, unlobed (margins at most sinuous), sterile fronds glabrous beneath, fertile commonly 8 mm wide **100. T. zollingeri**
- b. Fronds, both sterile and fertile, sometimes deeply lobed; sterile fronds hairy on veins beneath; simple fertile fronds and the lobes of others commonly 3 mm wide
101. T. hilocarpa
- 93a. Sterile lamina to 20 × 1.5 cm (immature plant) **43. T. semibipinnata**
- b. Sterile lamina proportionately much wider 94
- 94a. Fronds dimorphous; sori elliptic, 3–4 mm long, indusiate **102. T. kehdingiana**
- b. Fronds not or little dimorphous; sori otherwise 95
- 95a. Unwinged stipe to 4 cm long 96
- b. Unwinged stipe longer, at least on fertile fronds 98
- 96a. Sori indusiate 97
- b. Sori exindusiate **86. T. beccariana**
- 97a. Sori in 1 row on each side of main veins **80. T. decurrens**
- b. Sori more numerous **103. T. pandurifolia**
- 98a. Caudex creeping (immature plants) **63. T. ternata**
- b. Caudex erect 99
- 99a. Margins of fronds entire; lamina of fertile fronds commonly 30 × 6 cm
104. T. singaporeana
- b. Margins of fronds sinuate-lobate; lamina of fertile fronds c. 18 × 3 cm
105. T. rara

27. *Tectaria melanocaula* (Blume) Copel., Philipp. J. Sci. 2 (1907) Bot. 416; Fern Fl. Philipp. (1960) 306; Backer & Posth., Varenfl. Java (1939) 74; Holttum, Revis. Fl. Malaya 2, ed. 2 (1968) 636, Gard. Bull. Sing. 34 (1981) 143. — *Aspidium melanocaulon* Blume, Enum. Pl. Javae (1828) 161; Hook., Sp. Fil. 4 (1862) 53, excl. syn. *Polypodium latifolium* Forst.; Alderw., Malayan Ferns (1908) 245. — *Sagenia melanocaulis* (Blume) T. Moore, Index. Fil. (1858) 96; Racib., Pteridop. Buitenzorg (1898) 195. — Type: *Blume s.n.*, Java (L 908,302-125; K).

Polypodium nigripes Hassk., Cat. Hort. Bot. Bogor (1844) 4. — Type: *Cult. Hort. Bog.* (BO? n.v.).
Aspidium microsorum Presl, Epim. Bot. (1861) 61; Holttum, Novit. Bot. Delect. Seminum Horti Bot. Univ. Carol. Prag. 1968 (1969) 88. — Type: *Cuming 57*, Luzon (PRC; iso K, L).

Caudex short, suberect; *stipe* to 60 cm long, nearly black, at first minutely hairy, glabrescent; basal scales firm, to 12 × 2 mm; *lamina* of young plants ovate, cordate, deeply lobed; of mature plants to 60 cm long, consisting of apical lamina and 1–3 pairs of pinnae; apical lamina to 25 cm long, deeply lobed, the lobes acuminate, lowest ones deeply lobulate, base short-decurrent; *upper pinnae* sessile, deeply lobed, lobes acuminate on large fronds; middle pinnae to 25 × 11 cm, their costules 2 cm or more apart, lobes acuminate, crenate; *basal pinnae* to 30 cm or more long, sometimes bearing 1 pair of stalked pinnules, basal basispic pinnule or lobe 15 cm long, shaped as upper pinnae; sparse short hairs present on lower surface of costae and veins, a few also between veins; hairs on upper surface of costae dense, short, between veins only near the margin; *sori* small, scattered irregularly, mainly on short free veins in areoles; indusia small, glabrous, subreniform; spores minutely spinulose. — **Fig. 11c.**

Distribution — Peninsular Thailand; in *Malesia*: Sumatra, Malay Peninsula, Java, Philippines (Luzon, Negros, Sulu Arch.), Sulawesi, New Guinea.

Habitat — On or among rocks (including limestone) or steeply sloping ground, in forest.

28. *Tectaria nebulosa* (Baker) C. Chr., Index Filic. Suppl. 3 (1934) 182. — *Nephrodium nebulosum* Baker, J. Bot. 18 (1880) 213. — *Aspidium nebulosum* (Baker) C. Chr., Index Filic.

(1905) 84; Alderw., Malayan Ferns (1908) 246. — Type: *Beccari 575*, Ajer Mantjoer, W Sumatra, 360 m (FI; iso K).

Fronds of *immature plants* similar to those of *T. melanocaula*, their stipes nearly black, lamina 5–7-lobed with entire lobes and cordate base; next stage with 5-lobed terminal lamina and 1 pair of bilobed pinnae, all lobes entire or nearly so; lamina of fronds of *mature plants* 55 cm long, pinnae 2 pairs, basal pinnae 28 cm long, their basal basispic lobes to 14 × 4 cm very shallowly bluntly lobulate, upper pinnae lobed not more than halfway to their costae; *lower surface* almost glabrous on all parts; sori small and very numerous, much as in *T. angulata* (Willd.) Copel. but not all on free veinlets, indusia distinct, about as in *T. melanocaula*.

Distribution — *Malesia*: Sumatra (known only from 3 collections from the Padang Highlands).

Note — The Kew isotype consists of 2 fertile fronds, each with 5-lobed apical lamina and 1 pair of forked basal pinnae. C.G. Matthew collected specimens with sterile 5-lobed lamina in the Anai Kloof and one frond of mature size (above described) on Bukit Siboga near Padang Panjang. The latter is intermediate between *T. melanocaula* and *T. angulata* in frond form and in sori; it differs from *T. angulata* in its 5-lobed apical lamina lacking buds and in the lobing of its pinnae.

29. *Tectaria holttumii* C. Chr., Gard. Bull. Straits Settle. 7 (1934) 259, pl. 55. — Type: *Holttum 25570*, Sabah, Mt Kinabalu, Meneten-dok Gorge at 1000 m (BM; BO, K, SING).

Stipe and rachis very dark, at first rather copiously minutely hairy, glabrescent; *lamina* to 32 cm long, shaped as in *T. melanocaula* but the apical part cordate at its base and basal pinnae not pinnate; *basal pinnae* to 20 cm long, their basal basispic lobes to 10 × 3 cm, lobulate less than halfway to their costae; *lower surface* of costae and veins bearing many slender hairs 0.5–1 mm long with shorter ones between veins; hairs on upper surface of veins short, hairs 1 mm long scattered between veins; *sori* similar in arrangement, size and indusia to those of *T. melanocaula*; spores not seen.

Distribution — *Malesia*: Borneo (Sabah), known only from the type collection and *Clemens 27313* (Dallas) and *29516* (Tenompok).

Habitat — The type was found on rocks (not limestone) near the river in a deep gorge; no habitat notes with the Clemens specimens.

30. *Tectaria simonsii* (Baker) Ching, *Sinensia* 2 (1931) 32; *Holttum, Gard. Bull. Sing.* 34 (1981) 144. — *Nephrodium simonsii* Baker, *Syn. Fil. ed. 2* (1874) 504. — *Aspidium simonsii* (Baker) Bedd., *Ferns Brit. India Suppl.* (1876) 15, t. 367; *Handb. Ferns Brit. India* (1883) 218. — Type: *Simons 31*, Nuka & Naga Hills, Assam (K).

Sagenia longicuris Christ, *Bull. Acad. Int. Géogr. Bot. (Mans)* 16 (1906) 250. — Type: *Cavalerie 268*, Kweichow (P).

Aspidium kwarenkoense Hayata, *Icon. Pl. Formos.* 8 (1918) 138. — *Tectaria kwarenkoensis* (Hayata) C. Chr., *Index Filic. Suppl. 3* (1934) 181; *DeVol, Fl. Taiwan* 1 (1975) 344. — Type: *Faurie s.n.*, Kwarenko, Taiwan (TI, not seen).

Caudex short-creeping to suberect; *stipe* to 50 cm long, very dark, glossy above the base, basal scales narrow, firm, very dark; *lamina* to 50 cm long, 'dark bluish green' when living, consisting of a deeply trilobed apex and 1–3 pairs of pinnae; upper pinnae sessile, subentire, with ± dilated and auricled subcordate base; *basal pinnae* of large fronds stalked, to 24 cm long, with 1 pair of free pinnules like the upper pinnae or with falcate acute basal auricles, the distal part trilobed; *main veins* in pinnae upcurved, cross-veins irregular, small veins slender, prominent; *hairs* 0.1 mm long present on lower surface of costae, sparse and variable elsewhere; hairs on upper surface of costae short and slender, fewer on main veins, a few near margins; *sori* all on connected veins, small and unevenly arranged, often ± confluent, exindusiate; *spores* cristate or with many small irregular wings.

Distribution — NE India to SW China, southwards to Burma and Thailand; in *Malesia*: northern half of Malay Peninsula (3 collections), Borneo (one collection from Sabah).

Habitat — The Peninsula specimens were found on steeply rising ground or on 'ledges of rock-face' in forest at 600–750 m, the Sabah specimen on limestone rock in forest.

Note — The Sabah specimen differs in longer hairs on lower surface of costae and many short slender hairs between veins, also in the presence of small fragile indusia on some sori.

31. *Tectaria durvillei* (Bory) Holttum, *comb. nov.* — *Aspidium durvillei* Bory in Duperrey, *Voy. Monde* 1 (1828) 266. — Type: *d'Urville s.n.*, Waigeou Is. at Offak (P; iso K).

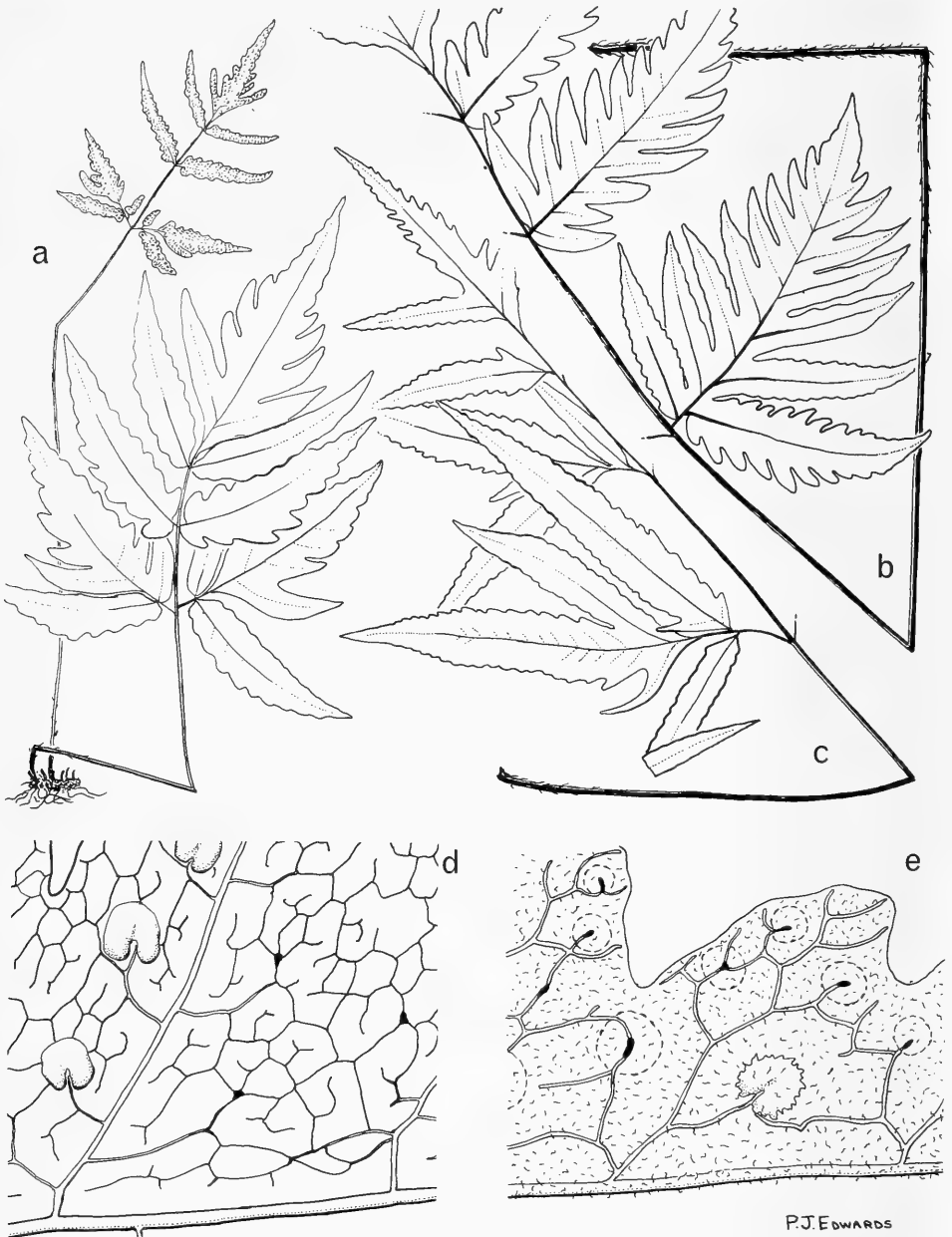
Lastrea barclayi Carr. in Seem., *Fl. Vit.* (1873) 359. — *Nephrodium barclayi* (Carr.) Baker, *Syn. Fil. ed. 2* (1874) 504. — *Tectaria barclayi* (Carr.) C. Chr., *Index Filic. Suppl. 3* (1934) 177. — Type: *Barclay s.n.*, New Ireland (BM).

Aspidium weinlandii Christ, *Bull. Herb. Boissier II*, 1 (1902) 453; *Alderw., Malayan Ferns* (1908) 244. — *Tectaria weinlandii* (Christ) Copel., *J. Arnold Arbor.* 10 (1929) 177. — Type: *Weinland s.n.*, Bumi, Finschhafen (P).

Tectaria papuana Copel., *Philipp. J. Sci.* 6 (1911) Bot. 76. — *Aspidium papuanum* (Copel.) *Alderw., Malayan Ferns Suppl.* (1917) 191. — Type: *C. King 160*, Papua (UC; iso BO).

Caudex suberect or short-creeping with tufted stipes; *stipe* very dark, to 40 cm long, minutely hairy, basal scales medium brown, not rigid, to 15 × 1.5 mm; *lamina* of fronds of young plants ovate-acuminate, then 3–5-lobed with cordate base, next stage with 3-lobed apical lamina and 1 pair of entire bilobed pinnae bearing also ± developed basal acroscopic auricles; *lamina* of fronds of mature plants very firm, to 40 cm long, consisting of a trilobed apex and 3 pairs of pinnae; *basal pinnae* to 25 cm long, broadly crenate-lobate with one or more large basicopic lobes and a narrower elongate acroscopic one, the basal lobes separately adnate on largest fronds; *middle pinnae* ± crenate-lobate, usually bearing an obtuse to acute acroscopic auricle; at least the midlobe of the apical lamina of the frond crenate-lobate; *costae* of pinnae dark at the base on the lower surface, paler distally, minutely hairy; main veins 6–7 mm apart, pale and prominent on the lower surface, variably short-hairy, as also surface between veins; *upper surface* minutely hairy on costae, hairs between veins few, very short, near margin only; *sori* in one row on each side of main veins, often with some additional ones near the costa, on free veins in areoles, in some specimens (including the type) distinctly impressed, always marked by prominences on the upper surface; indusia reniform, persistent, sometimes bearing short superficial hairs; spores cristate. — **Fig. 13c.**

Distribution — *Malesia*: widely in New Guinea; Solomon Islands.



P.J. EDWARDS

Fig. 13. *Tectaria brachiata* (Zoll. & Moritz) Morton. a. Fertile and sterile fronds, $\times 0.22$. — *T. melanorachis* (Baker) Copel. b. Sterile frond, $\times 0.22$. — *T. durvillei* (Bory) Holttum. c. Sterile frond, $\times 0.22$. — *T. keckii* (Lueresen) C. Chr. d. Base of a fertile lobe (sori removed on right side), $\times 4$. — *T. curtisii* Holttum. e. Lobe of a basal pinna (sori removed), $\times 6.6$ (a: *Matthew s.n.*, 3-1-1912; b: *Hose 233*; c: *Sambui 9*; d: 1962 *Unesco Limestone Exp. 551*; e: *Curtis 3376*).

Habitat — In lowland forest, especially near stream banks; small plants also collected in more exposed places on limestone.

Note — The many specimens indicate great variability. The type has rather large sori strongly impressed, and almost glabrous lower surfaces; there appears to be every gradation between this and smaller not-impressed sori. The specimens most hairy on the lower surface are from eastern New Guinea. The type of *T. papuana* has almost entire pinnae and strongly impressed sori. The type of *Aspidium wendlandii* consists of trifoliate fronds from immature plants.

32. Tectaria melanorachis (Baker) Copel., Sarawak Museum J. 2 (1917) 370. — *Nephrodium melanorachis* Baker, J. Bot. 26 (1888) 325. — *Aspidium melanorachis* (Baker) C. Chr., Index Filic. (1905) 82; Alderw., Malayan Ferns (1908) 250. — Type: *Hose 233*, Sarawak (K).

Caudex short, erect; **stipe** very dark, to 50 cm or more long, copiously scaly at the base, scales to 20 mm long, little over 1 mm wide, firm, twisted, smaller narrower scales less abundant distally and on lower surface of rachis and costae of pinnae; **lamina** very similar in size and shape to that of *T. melanocaula*, differing as follows: **lower surface** of all axes of the frond, and veins, bearing hairs up to more than 0.5 mm long, similar shorter hairs \pm abundant between veins; **upper surface** also bearing many short hairs between veins, also very small spherical glands; **sori** larger, in a row on each side of main veins in pinna-lobes (some additional ones present near costae of pinnae); **indusia** large, bearing slender hairs like those between veins on the lower surface; spores densely covered with very short spines. — **Fig. 13b.**

Distribution — *Malesia*: Borneo.

Habitat — Always on limestone.

33. Tectaria danfuensis Holttum, Blumea 35 (1991) 549. — Type: *A.C. Jermy 7915*, New Ireland, Danfu Valley, 270 m (BM; iso BO).

Caudex erect; **stipe** dark, minutely hairy throughout, the basal 20 cm persistently scaly, the scales spreading and not rigid, to 20 \times 1 mm; **basal pinnae** to 64 cm long, bearing one pair of short-stalked pinnules; **basiscopic pinnule** to 30 cm long and 6

cm wide, near its base lobed more than halfway to the costa, costules of lobes to 2 cm apart, lobes falcate, acute, entire; **second pair of pinnae** bearing 1 pair of adnate pinnules; apical part of frond and of basal pinnae more than 30 cm long, near its apex lobed to 2 cm from its axis, less deeply towards its base, the lobes almost contiguous and narrowly acuminate, the basal ones 5–6 cm wide, lobulate 1/3 towards their costae; **lower surface** of all parts bearing copious hairs not more than 0.1 mm long, the smaller ones appearing to be capitate, the larger ones obtuse; **upper surface** of costae and costules densely covered with hairs 0.2 mm long, no hairs between veins except near margin; **sori** rather large, in 1 row on each side of main veins in lobes of pinnae and of apical lamina, some additional ones also present near costae of pinnae, mostly on free veins in areoles, not forming prominences of the upper surface; **indusia** thin, rather irregularly reniform with minute marginal papillae; spores minutely and copiously spinulose.

Distribution — *Malesia*: New Guinea (New Ireland), known from the type and *Jermy 7869* and *8006* (cult. R. B. G. Kew).

Habitat — The type from alluvial silt in water-channels of Danfu Valley, *Jermy 8006* from a shady limestone rock-face.

34. Tectaria athyriosora M. G. Price, Kalikasan 3 (1974) 113, f. 1. — Type: *Cachalian 15210*, Samar, Mt Purog (PNH).

Closely related to *T. melanorachis*, differing in firmer texture of fronds which are proportionately longer with more deeply lobed pinnae; **lamina** of largest frond 60 cm long, basal pinnae 25 cm long bearing 1 pair of stalked and 1 pair of adnate pinnules, basal basiscopic pinnule 14 cm long, acroscopic 8–9 cm long; two pairs of suprabasal pinnae each bearing one pair of sessile or slightly adnate pinnules; all **veins** rather strongly prominent on the lower surface; **lower surface** of pinna-midrib and main veins sparsely minutely hairy; upper surface of pinna-midrib densely very short-hairy, between veins \pm abundant very short more slender hairs; **sori** rather large with large thin indusia, variable in form, the receptacle variably elongate (to more than 2 mm long); **indusia** often asymmetric at the base, glabrous with minutely papillose margin.

Distribution – *Malesia*: Philippines (Samar, probably also Bohol).

Habitat – On limestone.

35. *Tectaria brachiata* (Zoll. & Moritzi) Morton, Contr. U. S. Natl. Herb. 38 (1973) 217, excl. syn. *Aspidium variolosum* Hook.; Holtum, Gard. Bull. Sing. 38 (1986) 146. — *Aspidium brachiatum* Zoll. & Moritzi, Natuur-Geneesk. Arch. Ned. Indië 1 (1844) 399; Alderw., Malayan Ferns (1908) 252. — *Aspidium zollingerianum* Kunze, Bot. Zeitung (Berlin) 4 (1846) 462 (not Bedd., Ferns S. India t. 251). — Lectotype (Morton 1973): *Zollinger 655*, Java (G; iso L).

Tectaria variolosa auct.: Backer & Posth., Varenfl. Java (1939) 76, p.p.; Holtum, Revis. Fl. Malaya 2 (1955) 506, p.p.

Caudex short, suberect, scales to 5 mm long, medium brown, irregularly fringed with slender hairs when young; fronds strongly dimorphous. *Sterile frond*: stipe to 20 cm long, light castaneous, scaly near base only, short-hairy distally; lamina to 25 cm long; pinnae to 3 pairs; basal pinnae to 15 cm long, the largest bearing 1 pair of entire pinnules, rest of pinna deeply lobed near its base only; suprabasal pinnae shallowly lobed to subentire with rounded to subcordate base; apical lamina deltoid with few broad entire lobes; both surfaces minutely hairy on costae and main veins, marginal hairs on upper surface very few and short; *veins* amply anastomosing, with many free veinlets, some branched, in areoles. *Fertile frond*: stipe to 50 cm long; lamina as sterile but all parts much contracted; basal pinnae to 10 cm long; *sori* all on free veinlets in areoles, impressed, with large thin entire indusia. — **Fig. 13a.**

Distribution – Peninsular Thailand; in *Malesia*: Malay Peninsula (north only), Java, Bawean, SE Sulawesi, Tanimbar Is.; N Queensland.

Habitat – The Peninsular specimens were found in rocky places but not on limestone; the type also from rocks (unspecified).

36. *Tectaria calcarea* (Presl) Copel., Philipp. J. Sci. 2 (1907) Bot. 415; Fern Fl. Philipp. (1960) 304. — *Aspidium calcareum* Presl, Epim. Bot. (1851) 63; Mett., Farnsgatt. IV (1858) 120, t. 18, f. 1–3; Hook., Sp. Fil. 4 (1862) 46;

Alderw., Malayan Ferns (1908) 236; Holtum, Novit. Bot. Delect. Seminum Horti Bot. Univ. Carol. Prag. 1968 (1969) 27. — Type: *Cuming 310*, Leyte (PRC; iso K, L).

Caudex short, suberect, its scales to 5 mm long, entire; *stipe* to 30 cm long, medium brown, glabrescent abaxially, not glossy; *lamina* to 35 cm long, very firm; free pinnae to 8 pairs; *basal pinnae* to 17 cm long (stalks 2.5 cm) bearing 2 pairs of deeply lobed pinnules, the lobes obtuse, basal basispic pinnule 6 cm long, acroscopic 4 cm, apical part of pinna acuminate and deeply lobed like the frond apex; on largest fronds 2 or 3 pairs of *suprabasal pinnae* bearing a pair of pinnules; distal pinnae stalked and deeply lobed; *veins* slender and distinct on lower surface but not prominent; *costae* of pinnae minutely hairy on both surfaces near bases of pinnae only; marginal hairs on upper surface few and very small; *sori* large, in depressions near edges of pinna-lobes, mostly not on free veinlets; indusia large, persistent, glabrous.

Distribution – *Malesia*: Philippines (Leyte, Samar, Bohol).

Habitat – In forest on limestone and limestone-derived soils (*Price & Hernaez 10*, W Samar). Young plants with lamina of frond 6 cm long (pinnae 2 pairs) may be fertile.

37. *Tectaria curtisii* Holtum, Gard. Bull. Sing. 38 (1986) 145. — Type: *C. Curtis 3376*, Dec. 1895, near Ipoh, on limestone (K; iso SING).

KEY TO THE VARIETIES

- 1a. Upper pinnae lobed to 5 mm from their costae
a. var. **curtisii**
- b. Upper pinnae lobed to 10 mm from their costae
b. var. **hendersonii**

a. var. **curtisii**

Stipe to 70 cm long, castaneous near base, paler distally, its basal scales to 10 mm long, very narrow, dark and firm; *lamina* to at least 60 cm long; pinnae 3 pairs stalked, 1 pair sessile and 2 pairs adnate; *basal pinnae* more than 30 cm long (stalk 4 cm), bearing 1 pair of free pinnules and 1 pair adnate; basal basispic pinnule 20 cm long, 7 cm wide above its base, lobed to 5–6 mm from its

costa, the lobes well spaced, to 4×1.2 cm, lobulate, acuminate, upper pinnae similarly lobed; *veins* forming narrow costal and costular areoles in which frequent free veinlets are present, additional areoles also present below sinuses, some with included veinlets; *lower surface* of pinna-midrib, costae of lobes, and veins bearing rather sparse slender hairs 0.2–0.3 mm long, abundant slender erect hairs 0.2 mm long between veins; *upper surface* of pinna-midribs and costae of lobes bearing copious short hairs, no hairs between veins except a few short ones near margins; *sori* mostly on short veins in areoles or on acroscopic branches of free distal veins; *indusia* rather large, thin, bearing a few short hairs. — **Fig. 13e.**

Distribution — *Malesia*: Malay Peninsula (known only from the type collection).

b. var. hendersonii Holttum, *Blumea* 35 (1991) 549. — Type: *Henderson 22325*, Pahang, G. Senyum (K; iso BM, SING).

All parts of the frond larger than in var. *curtisii*; fourth pair of pinnae 22 cm long, lobed to 10 mm from costae, costules 2.5 cm apart, largest lobes 5.5×1.8 cm; lower surface glabrous between veins.

Distribution — *Malesia*: Malay Peninsula (besides the type collection, one young plant from Sungei Ketch, Kelantan, probably belongs to this variety; it has hairs between veins on the lower surface, as in var. *curtisii*).

Note — These specimens are comparable in size and shape of pinnae with some specimens of *T. coadunata* from NE India, but the latter differ in the presence of veinlets in costal areoles and in the almost glabrous upper surface.

38. Tectaria cherasica Holttum, *Gard. Bull.* Sing. 34 (1981) 141. — Type: *A. G. Piggott 2027*, Bukit Cheras, Panching, Pahang, on limestone ridge (K).

Caudex short-creeping; *stipe* 27 cm long, glabrous distally, its base thickened, its basal scales to 7×1.5 mm, thin, light castaneous; *lamina* firm, 40 cm long, 20 cm wide; pinnae 4 pairs below an apical lamina 15 cm long which is lobed to 10 mm from its axis, the basal lobes 8×2 cm, lobulate; *basal pinnae* 18 cm long (stalk 1.5 cm) bearing one pair of pinnules; *basiscopic pinnule* 8 cm long, deeply lobed with crenulate lobes, acro-

scopic pinnule 5.5 cm long; next pinna 16 cm long with a pair of pinnules 4.5 cm long; *veins* forming costal areoles which have frequent free (sometimes forked) included veinlets, some free included veinlets also in costular and other areoles; *lower surface* of pinna-midribs and costules of lobes bearing slender pale hairs to 0.3 mm long, sparse shorter hairs on veins; upper surface densely hairy on pinna-midribs, no hairs present between veins except a few near sinuses between lobes; *sori* mostly on short free veins in areoles, in one row on each side of costules of smaller pinna-lobes, more irregular on larger lobes; *indusia* rather large, thin, with many slender short hairs on the upper surface.

Distribution — *Malesia*: Malay Peninsula (known only from the type collection).

39. Tectaria translucens Holttum, *Gard. Bull.* Sing. 38 (1986) 145. — Type: *B. S. Parris & P. J. Edwards 10450*, Bukit Batu Luas in Taman Negara, Pahang, Malaysia (K).

Caudex short, erect or suberect; *stipe* light castaneous, sparsely short-hairy, its basal scales dark, firm, to 15×1 mm with filiform apex; *lamina* to 40 cm long, thin; pinnae to 4 pairs (2 pairs stalked) below a multilobed apex, its lower lobes deeply lobulate; *basal pinnae* to 19 cm long (stalk 1.5 cm) bearing 1 pair of stalked pinnules and 1 pair adnate; *basal basiscopic pinnule* 12 cm long, deeply lobed and widest at mid-length; second pair of pinnae bearing 1 pair of pinnules; *veins* forming costal areoles which have many free included veinlets, rarely forked, free veinlets also present in some costular areoles and (sometimes forked) in additional areoles below sinuses; *lower surface* rather sparsely and variably short-hairy on pinna-midribs and costae of lobes (hairs 0.2–0.3 mm long), short erect very slender hairs variably present between veins; *upper surface* densely hairy on costae, many short rather slender hairs usually present between veins with longer ones near sinuses between lobes; *sori* on outer veins of costal and costular areoles or on free veins near apex of lobes; *indusia* thin, reniform, variably very short-hairy.

Distribution — *Malesia*: Malay Peninsula (Pahang, at the type locality and Panching, 20 km west of Kuantan, southern Kelantan).

Habitat — In limestone rock-crevices and in forest at the foot of limestone cliffs.

Note – The type was collected in forest at the foot of limestone cliffs. It has very thin fronds and few hairs between veins on the upper surface, but a small plant from the same locality is copiously hairy in that position. The type has also fairly numerous forked veinlets in areoles. Specimens from Panching (an isolated limestone hill free of forest) are firmer in texture, very hairy between veins on the upper surface and have rare forked veinlets in areoles.

40. *Tectaria keckii* (Luerssen) C. Chr., Index Filic. Suppl. 3 (1934) 181; Holttum, Gard. Bull. Sing. 34 (1981) 143. — *Aspidium keckii* Luerssen, Bot. Centralbl. 11 (1882) 76; Alderw., Malayan Ferns (1908) 248. — Type: *Kehding 2817*, 'Klang bei den Gua Batu' (not seen).

Aspidium amplifolium Alderw., Bull. Jard. Bot. Buitenzorg II, 11 (1913) 2; Malay. Ferns Suppl. (1917) 197. — *Tectaria amplifolia* (Alderw.) C. Chr., Index Filic. Suppl. 3 (1934) 176; Holttum, Revis. Fl. Malaya 2 (1955) 515. — Type: *Matthew 509*, Perak, Gopeng, G. Mensa (BO; iso K).

Caudex short, suberect; stipe to 50 cm long, light brown when dry, when young short-hairy, glabrescent; basal scales to 10 mm long, less than 1 mm wide, rigid, almost black; *lamina* to 60 cm long and 50 cm wide, firm, drying dark olivaceous both sides; pinnae 1–3 pairs, apical lamina broadly deltoid and deeply lobed, not or little decurrent, the lowest lobes ± deeply lobulate; upper pinnae of large fronds deeply lobed, lobes broad, entire, obtuse to acute; *basal pinnae* of largest fronds bearing 1 pair of pinnules, basal basiscopic pinnule or lobe deeply lobed, basal acroscopic one lobed on largest fronds, remaining lobes entire, the lower ones acuminate; *lower surface* between veins glabrous on fronds of mature plants but rather densely hairy on those of young plants; the hairs between veins on the upper surface near margins only on mature plants but ± abundant on young plants; *sori* in one row on each side of costules of pinna-lobes with some additional ones near the costae on large fronds, always on connected veins and large, with large thin persistent glabrous indusia. — **Fig. 13d.**

Distribution – Peninsular Thailand; *Malesia*: Peninsular Malaysia.

Habitat – On limestone rocks.

Note – The type may have been destroyed at Kaliningrad. The original description agrees with the common limestone fern above described and with no other at Batu Caves.

41. *Tectaria villosa* Holttum, Blumea 35 (1991) 556. — Type: *De Voogd 2245*, Sumba (BO).

In frond-form and venation agreeing with *T. keckii*, differing in rather densely hairy lower surface of rachis and costae, thick hairs 0.5 mm long between veins on upper surface and indusia fringed with short hairs. The type consists of an apparently creeping short caudex bearing two fronds which are not quite fully expanded, the lamina probably 20 cm long when mature; apical section 9 cm long, deltoid and deeply lobed, pinnae 2 pairs, basal ones 11 cm long (stalks 15 mm), deeply lobed with one pair of adnate pinnules. On the same caudex are bases of much larger stipes which would have borne larger fronds

Distribution – *Malesia*: Lesser Sunda Islands (known from the type only).

Habitat – In wooded ravine.

42. *Tectaria macrota* Holttum, Blumea 35 (1991) 552. — Type: *Mousset 617*, Java, Mt Tengger, Gerbo (P; iso K, L).

Caudex suberect or short-creeping, bearing tufted stipes; *stipe* to 60 cm long, light castaneous, minutely hairy in the groove only, basal scales to 10 × 1 mm, firm, dark; frond of *young plants* 3–5-lobed, successive ones with trilobed apex and 1 pair of pinnae lobed on the basiscopic side; *lamina* of mature plants to 40 cm long, consisting of a (usually) trilobed apex and 2 or 3 pairs of pinnae; lobes of frond-apex short-acuminate with a short obtuse lobe corresponding to each main vein; *suprabasal pinnae* commonly 20 cm long, 4–5 cm wide above the base, basiscopic base rounded, acroscopic base bearing an acuminate subentire lobe 6–10 × 1.5–2 cm, margins above base of pinna lobed as those of frond-apex; *basal pinnae* of largest fronds 25 cm long (stalk 3 cm) bearing 1 pair of subequal pinnules to 16 × 3.5 cm, the basiscopic ones sometimes longest; *main veins* in pinnae to 10 mm or more apart, cross-veins irregular; *lower surface* bearing sparse hairs (some to 0.4

mm long) on costae and main veins, sparse short hairs present between veins; upper surface closely short-hairy on costae, fewer hairs on veins, none between veins; *sori* numerous, rather small, irregularly arranged, sometimes ± confluent to form a row parallel to the costa, mostly not on free veinlets in areoles; no indusia seen; spores with a strongly defined cristate network.

Distribution — *Malesia*: Java (E Java, Tengger Mts; known from 3 collections by Mousset and Backer 36619).

Habitat — Forest, 700–800 m.

43. *Tectaria semibipinnata* (Hook.) Copel., Sarawak Museum J. 2 (1917) 371; Holttum, Revis. Fl. Malaya 2 (1955) 515. — *Aspidium semibipinnatum* Hook., Sp. Fil. 4 (1862) 59, t. 231. — Type: Wallich 388, Penang (K).

Nephrodium nudum Baker, J. Bot. 17 (1879) 41. — *Tectaria nuda* (Baker) Copel., Sarawak Museum J. 2 (1917) 370. — Type: Burbidge s.n., Sarawak, Kuching (K).

Tectaria modesta C. Chr., Dansk Bot. Ark. 9, 3 (1937) 72, t. 6. — Type: Sarawak Mus. Coll. 218, Kuching (BM).

Caudex long-creeping with well-spaced fronds, 8 mm diameter (dried), its scales 2 mm wide, less than 10 mm long; *stipe* to 90 cm long, pale or lightly reddish, glabrous with a few scales near the base; *lamina* to 80 cm long, pinnate with pinna-like apex, basal 1 or 2 pairs of pinnae with stalks 2–3 cm long bearing 1 or 2 pairs of pinnules about the same size as apical lamina; *suprabasal pinnae* sessile, to 25 × 2.5 cm, narrowed gradually to both ends, entire or with slightly sinuous margins; main veins c. 10 mm apart, upcurved, with several series of areoles between them; *surfaces* of pinnae both glabrous; *sori* small, scattered irregularly, not at the ends of veins in areoles; indusia small, reniform, glabrous; slender paraphyses present.

Distribution — *Malesia*: Malay Peninsula, Borneo, N Celebes.

Habitat — On muddy river banks within the tidal zone but in fresh water, the pinnae floating at high tides.

Note — The type of *T. modesta* is a young plant with simple fronds, lamina to 20 × 1.5 cm. No-one has reported the conditions under which spores can germinate to produce young plants.

44. *Tectaria lobbii* (Hook.) Copel., Philipp. J. Sci. 10 (1915) Bot. 146; Fern Fl. Philipp. (1960) 309. — *Aspidium lobbii* Hook., Sp. Fil. 4 (1862) 59, t. 232; Alderw., Malayan Ferns (1908) 244. — *Sagenia lobbii* (Hook.) Christ, Ann. Jard. Bot. Buitenzorg 20 (1905) 100. — Type: *T. Lobb s.n.*, Sarawak, 1857 (K). *Nephrodium hosei* Baker, Ann. Bot. (London) 5 (1891) 330. — [*Nephrodium stenophyllum* Baker, J. Linn. Soc. Bot. 22 (1886) 227, t. 11, non Sodiro 1883.] — *Aspidium stenophyllum* (Baker) Diels in E. & P., Nat. Pflanzenfam. 1, 4 (1899) 185; Alderw., Malayan Ferns (1908) 247. — *Tectaria hosei* (Baker) Copel., Sarawak Museum J. 2 (1917) 371. — Type: *G.F. Hose 110*, Sarawak, river banks (K).

KEY TO THE VARIETIES

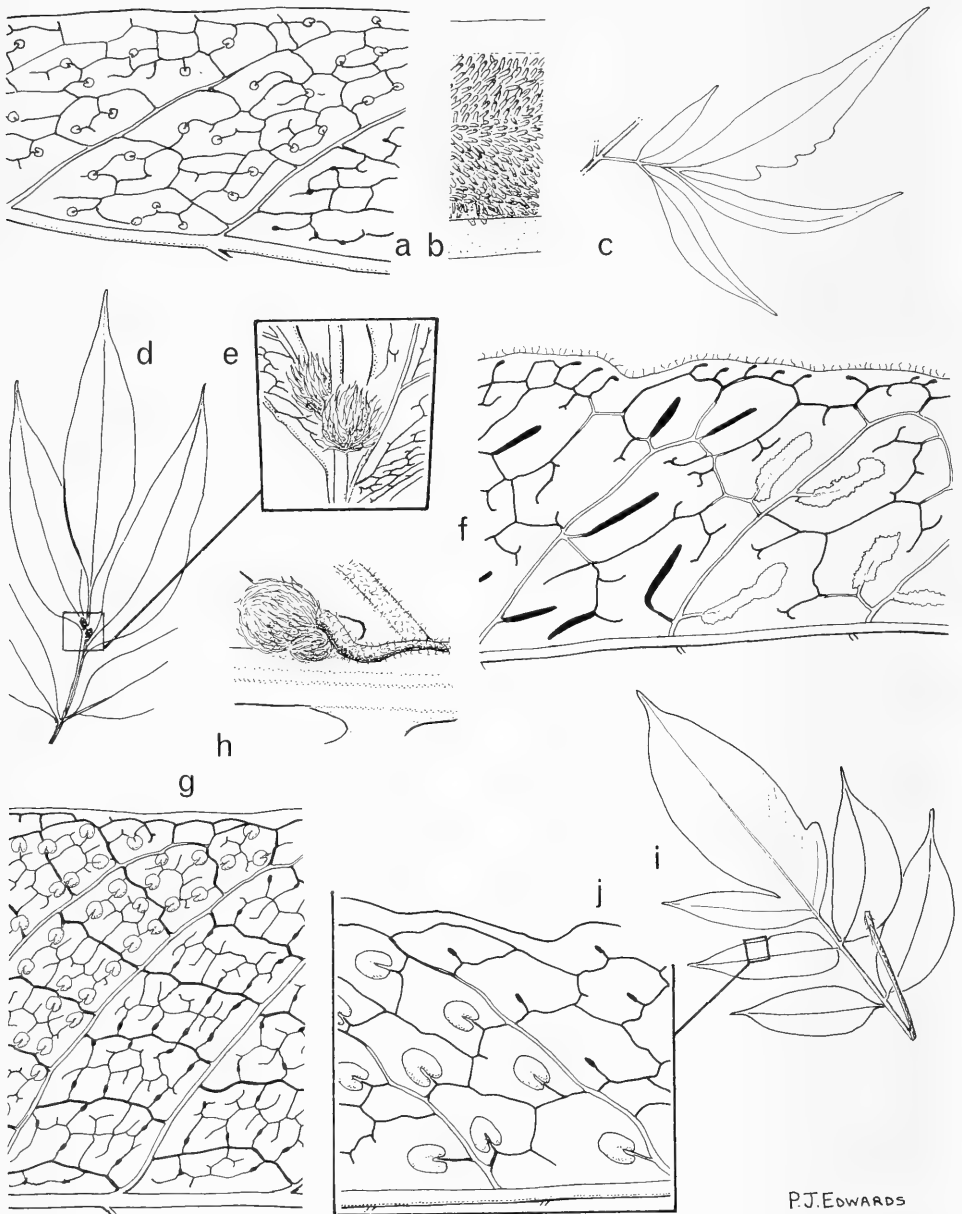
- 1a. *Sori* not elongate nor confluent 2
- b. *Sori* irregularly elongate and sometimes confluent c. var. **allosora**
- 2a. Margins of pinnae and pinnules entire a. var. **lobbii**
- b. Margins of pinnae and pinnules minutely denticulate b. var. **denticulata**

a. var. lobbii

Caudex erect or suberect, bearing a tuft of fronds and tough tangled roots; *stipe* to 25 cm long, light castaneous, glabrous, its basal scales narrow, to 10 mm long, not rigid; *lamina* very firm, to 25 cm long, consisting of a pinna-like apex and 2–4 pairs of pinnae; rachis densely short-hairy on the adaxial surface; *upper pinnae* commonly 12–15 × 1–1.5 cm, entire, narrowed gradually to base and apex, a bud sometimes present at the base of uppermost ones; *basal pinnae* bearing 1 or 2 (rarely 3) pinnules which are alternate, with decurrent bases, shaped as upper pinnae; *main veins* oblique, uniting in a series of arcs near the margin with irregular areoles between them containing branched free veinlets; *surface* glabrous apart from short hairs on upper surface of costae; *sori* in 2 ± regular rows between main veins, additional ones sometimes present; indusia large, firm, peltate or subreniform.

Distribution — *Malesia*: Borneo, Philippines (Borhol).

Habitat — On rocky stream banks in the flood zone.



P.J. EDWARDS

Fig. 14. *Tectaria jacobsii* Holttum. a. Venation (sori removed on the right), $\times 2.2$; b. minute hairs on axial surface of rachis, $\times 23$; c. a basal pinna, $\times 0.26$. — *T. soluensis* Holttum. d. Apex of frond, $\times 0.17$; e. detail of buds, $\times 1.3$. — *T. dolichosora* Copel. f. Venation of a middle lobe of apical part (sori removed on the left), $\times 2.2$. — *T. fauriei* Tagawa. g. Venation of a middle pinna (sori removed on the right), $\times 2.2$; h. bud on rachis near base of a pinna, $\times 4$. — *T. pleiosora* (Alderw.) C. Chr. i. Fertile frond, $\times 0.1$; j. detail of venation (sori removed on the right), $\times 2.2$ (a–c: *Jacobs 5590*; d, e: *Kondo & Edaño PNH 38624*; f: *Ramos & Edaño BS 28960*; g, h: *Holttum SF 20071*; i, j: *Rick 22*).

b. var. denticulata Holttum, *Blumea* 35 (1991) 552. — Type: *P.S. Ashton S 18175*, Sarawak, Bintulu, Ulu Tubau, on frequently flooded river banks (K).

Distribution — *Malesia*: Borneo (known only from the type collection).

c. var. allosora Holttum, *Blumea* 35 (1991) 552. — Type: *D.R. Pleyte 250*, Halmahera, G. Sembilan, thinned-out wood near river (BO; iso K, L).

Distribution — *Malesia*: Moluccas (Halmahera, Morotai).

45. Tectaria jacobsii Holttum, *Blumea* 35 (1991) 552. — Type: *M. Jacobs 5590*, Brunei, junction of rivers Temburong and Belalang at 500 m (K; iso L).

Growth-habit of *T. lobbii* but whole plant larger; *stipe* to 35 cm long, its basal scales 2.5 mm wide at their bases; *lamina* to nearly 40 cm long; pinnae to 5 pairs, the uppermost (adnate) one with a bud at its base, the lamina-apex obliquely lobed near its base; *upper pinnae* to 14 × 2.5 cm, narrowly acuminate; *basal pinnae* to 22 cm long (stalk to 2.5 cm) bearing 2 pairs of pinnules, those on the acroscopic side entire (to 10 × 1.4 cm), the basal basiscopic one (14 cm long) irregularly lobate on its basiscopic side, the basal lobe 2.5 × 0.6 cm, almost free with an obtuse apex, apical part of pinna lobed as frond-apex; surfaces glabrous apart from minute hairs on adaxial surface of rachis; *main veins* of pinnae c. 9 mm apart, at 45°, almost reaching the margin with 2 or 3 rows of areoles between them; *sori* small and numerous, irregularly scattered, some on free veinlets in areoles; indusia firm, reniform to almost peltate. — **Fig. 14a, b.**

Distribution — *Malesia*: Borneo (known only from the type collection).

Habitat — In river bed below the regular high-water level, on shaly wet rocks in shade.

Note — The irregular lobing of the frond apex and of distal parts of pinnae may indicate a hybrid origin, in which case *T. lobbii* is indicated as one parent, but there is no clear evidence of the other possible parent. Jacobs collected specimens of typical *T. lobbii* at a neighbouring locality.

46. Tectaria subdigitata (Baker) Copel., Sarawak Museum J. 2 (1917) 370. — *Nephrodium subdigitatum* Baker, J. Bot. 24 (1877) 259. — *Aspidium psilopodium* C. Chr., Index Filic. (1905) 89 (not *A. subdigitatum* Blume 1828); Alderw., Malayan Ferns (1908) 243. — *Sagenia subdigitata* (Baker) Christ, Ann. Jard. Bot. Buitenzorg 20 (1905) 100. — Type: *C. Hose 196*, Sarawak, Niah (K; iso BM).

Caudex short, erect, bearing many tough roots; *stipe* to 10 cm long, dark brown, glabrous, basal scales narrow, not rigid; *lamina* firm, to 12 cm long, consisting of an apical leaflet and 1 or 2 pairs of pinnae, apical leaflet 8 × 1.4 cm, its base narrowly decurrent, its apex acuminate, its lower middle part obliquely lobulate; *basal pinnae* short-stalked, bearing one free elongate narrow entire pinnule and rarely a second one, apical part of pinna shaped as frond-apex; *main veins* in pinnae close together and very oblique, the areoles between them having few included veinlets; *surfaces* glabrous apart from a few minute hairs in the adaxial groove of the rachis; *sori* often in only one row between main veins, additional ones sometimes present; indusia firm, glabrous.

Distribution — *Malesia*: Borneo (known only from the type collection).

Habitat — No information, but evidently a rheophyte, as *T. lobbii*.

Note — The apical parts of the frond and of basal pinnae are lobed in about the same way as those of *T. jacobsii*.

47. Tectaria zeilanica (Houtt.) Sledge, Kew Bull. 27 (1972) 422. — *Ophioglossum zeilanicum* Houtt., Nat. Hist. II, 14 (1783) 43, t. 94, f. 1. — *Leptochilus zeilanicus* (Houtt.) C. Chr., Index Filic. (1906) 388. — *Quercifilix zeilanica* (Houtt.) Copel., Philipp. J. Sci. 37 (1928) 408; Gen. Fil. (1947) 132; Holttum, Revis. Fl. Malaya 2 (1955) 528, f. 310; Manton, Philos. Trans. Sér. B, 238 (1954) 137, 161; Price, Contr. Univ. Michigan Herb. 16 (1987) 199. — Type: *Thunberg s.n.*, Sri Lanka (UPS, not seen)

Acrostichum quercifolium Retz., Observ. Bot. 6 (1791) 39. — *Gymnopteris quercifolia* (Retz.) Bernh., Neues J. Bot. (Schrader) 1, pt 2 (1806) 20; Hook., Icon. Pl. 10 (1854) t. 905; Bedd., Ferns Brit. India (1863) pl. 47; Handb. Ferns

Brit. India (1883) 432. — Type: *Koenig s.n.*, Sri Lanka.

Caudex slender, creeping; scales thin, narrow, to 4 mm long; fronds dimorphous. Sterile frond: stipe 3–8 cm long bearing copious slender hairs; *lamina* to 10 cm long, consisting of an apical section and 1 pair of pinnae; apical lamina to 7 × 4 cm, ± ovate in outline, variably lobed to a depth of 10 mm, apex rounded, base broad-cuneate; *pinnae* short-stalked, to 3 cm long and 2.5 cm wide at base which is widened on the basiscopic side with 2 or 3 small lobes; venation normal for sect. *Tectaria* but areoles few; lower surface of costae bearing many slender hairs more than 1 mm long, sparse minute hairs present on upper surface of costae and between veins near margin. *Fertile frond*: stipe to 18 cm long, almost glabrous; lamina to 8 cm long, variously divided, at maximum with apical section 5.5 cm long, 2.5 mm wide distally with 2 pairs of narrow lobes to 10 mm long; *pinnae* to 3 cm long with a narrow basiscopic lobe to 8 mm long; *sporangia* borne densely along the veins which form a single series of areoles.

Distribution – Sri Lanka, Thailand, N Vietnam; in *Malesia* known only from Peninsular Malaysia (Pulau Tioman) and Borneo (Sabah).

Habitat – On earth banks in shade, or on stream-sides, sometimes on rocks.

Cytology – $n = 80$ (Manton 1954).

48. *Tectaria lombokensis* Holtum, nom. nov.

— *Leptochilus siifolius* Rosenst., Meded. Rijks-herb. 14 (1912) 32; Alderw., Malayan Ferns Suppl. (1917) 534 [not *Tectaria siifolia* (Willd.) Copel.]. — *Hemigramma siifolia* (Rosenst.) Copel., Philipp. J. Sci. 37 (1928) 407. — Type: *Elbert 2485*, SW Lombok, Sepi-Berg N (L 942,64-668).

Caudex not known; fronds dimorphous. *Sterile frond*: stipe 12 cm long, minutely hairy, its basal scales to 5 mm long; *lamina* 22 cm long, consisting of 3 pairs of pinnae and a pinna-like apex 16 × 3.8 cm; basal pinnae 15 × 3 cm, short-stalked, with a basal basiscopic lobe 12 × 2.3 cm, otherwise entire; suprabasal pinnae somewhat shorter, simple and entire, abruptly narrowed at the base on the basiscopic side; lower surface of costae minutely hairy near bases of pinnae only, upper surface similarly hairy throughout. *Fertile frond* of type:

stipe 43 cm long, stramineous; *lamina* 28 cm long, consisting of 4 pairs of pinnae and a pinna-like apex, all c. 1.5 mm wide; apex 15 cm long, uppermost pinnae much decurrent on rachis, second pair of pinnae 9 cm long and decurrent 5 mm, third pair slightly decurrent, basal pinnae 18 cm long (including stalk 5 mm), forked 15 mm above their bases, basiscopic lobes 13 cm long (basal pinnae of *Elbert 673* 13 cm long with 2 lobes 8 cm and 5 cm long on the basiscopic side), all pinnae and lobes c. 2 mm wide, covered beneath with *sporangia* on each side of the costa except for a narrow margin.

Distribution – *Malesia*: Lesser Sunda Islands (Lombok, known from the type and *Elbert 673*, Rindjani Mts).

Note – Sections of fertile pinnae of *Elbert 673* show a series of vascular strands underlying the narrow fertile surface area, indicating a venation as in *T. hilocarpa* but closer. Fertile pinnae of the type have inrolled margins (due to immaturity?) and therefore appear narrower, but do not otherwise differ.

49. *Tectaria teratocarpa* (Alderw.) C. Chr.,

Index Filic. Suppl. 3 (1934) 185. — *Aspidium teratocarpum* Alderw., Nova Guinea 14 (1924) 6. — Type: *H.J. Lam 966*, W New Guinea, 100 m (BO; iso L, SING, UC).

Caudex short, erect; fronds dimorphous. *Sterile frond*: stipe to 35 cm long, light castaneous, glabrous above base; *lamina* to 24 cm long, consisting of terminal lamina and 1 or 2 pairs of pinnae; *terminal lamina* to 19 × 3.5 cm, entire, apex caudate-acuminate, base slightly decurrent; *upper pinnae* sessile, to 12 × 2.8 cm, narrowed at their bases; *basal pinnae* short-stalked, with or without a basiscopic lobe; *main veins* in apical lamina to 10 mm apart along midrib, cross-veins almost straight, 2 or 3 series of areoles between them; sparse short hairs present on lower surface of midrib and veins, upper surface glabrous apart from very short hairs near bases of pinna-midribs. *Fertile frond*: stipe a little longer than on sterile fronds; *apical lamina* to 16 × 1.9 cm with short lateral lobes at its base; upper pinnae to 12 × 1.5 cm, their bases decurrent; *basal pinnae* to 13.5 cm long, to 1.8 cm wide above their basal lobes the largest of which are 5.5 × 0.7 cm (on some specimens the pinnae are narrower); *venation* much simplified as compared with sterile fronds; *sori*

irregularly scattered, some of them confluent along veins especially near to and parallel with the margins, and in narrower pinnae; indusia distinct except on some confluent sori.

Distribution — *Malesia*: New Guinea (known only from the type collection).

50. *Tectaria subcaudata* (Alderw.) C. Chr., Index Filic. Suppl. 3 (1934) 184. — *Aspidium subcaudatum* Alderw., Bull. Dép. Agric. Ind. Néerl. 18 (1908) 9. — Type: *Teuscher s.n.*, W Borneo (BO).

Caudex short, erect; *stipe* to 30 cm long, narrowly winged at least distally, red-brown, glabrescent; basal scales to 7×1 mm with thin margins; *lamina* to 30 cm long with 3 pairs of pinnae, all with narrowly decurrent bases which form an almost continuous wing on each side of the rachis, usually not quite reaching the next lower pinnae; *middle pinnae* to 17×4 cm, narrowly caudate-acuminate, entire, with narrowly cuneate base; *basal pinnae* sometimes with a narrow basicopic lobe to 12×2 cm; main veins on pinnae 8–9 mm apart along the costa, upcurved, cross-veins prominent on the lower surface with 2 rows of areoles between them; *upper surface* of midribs bearing very short hairs, rest of frond glabrous; *sori* small, irregularly scattered, many of them coalescent, mostly not on free veinlets; indusia very small, thin, persistent but \pm obscured by developing sporangia.

Distribution — *Malesia*: Borneo (W Kalimantan and Sarawak).

Habitat — In lowland forest.

Note — The type consists of a young plant bearing small fronds which are trilobed or trifoliate, not fully fertile. The above description is based mainly on *P.W. Richards 2245* from Sarawak, near Mt Dulit (K).

51. *Tectaria fauriei* Tagawa, J. Jap. Bot. 14 (1939) 102; De Vol & Kuo, Fl. Taiwan 1 (1975) 342; Holttum, Gard. Bull. Sing. 34 (1981) 146. — Type: *Faurie 67*, Taiwan (KYO, not seen).

Tectaria hainanensis Ching & Wang, Acta Phytotax. Sin. 9 (1964) 371. — Type: *F. C. How 72939*, Hainan (PE; iso UC).

Tectaria gymnosora Holttum, Dansk Bot. Ark. 23 (1966) 308. — Type: *Hansen et al. 11225*, N Thailand (C; iso K).

Tectaria geminifera Ching & Wang, Acta Phytotax. Sin. 19 (1981) 127, non (Fée) Alston 1939. — Type: *C. H. Wang 80044*, Yunnan (PE).

Caudex erect; *stipe* 40–60 cm long, narrowly winged in its upper part, basal scales 10 mm or more long, 2 mm wide at the base, firm, marginal cells thin-walled; *lamina* firm, to 50 cm long, consisting of a trilobed apex which is narrowly decurrent at its base almost to the attachment of the uppermost pinnae, and 2 or 3 pairs of pinnae, all with similarly narrowly decurrent bases; *buds* present on rachis at the base of some pinnae on mature fronds; *middle pinnae* 20–25 cm long, entire or nearly so, gradually narrowed towards their bases, apex narrowly acuminate, sterile pinnae often wider than fertile, to 6 cm wide; *basal pinnae* of small fronds narrowed towards their base on both sides, unlobed but the lamina on the basicopic side wider than on the acroscopic side, of larger fronds with a narrowly winged stalk and a rather long basal basicopic lobe; *pinna-midribs* and main veins reddish on the lower surface when dried and minutely hairy, upper surface glabrous; smaller veins concolorous and distinctly prominent both sides; *sori* small, round, in about 4 irregular rows between the main veins, not on free veinlets in areoles; indusia small, thin glabrous, persistent. — **Fig. 14g, h.**

Distribution — Assam, Yunnan, Taiwan, N Thailand; in *Malesia*: Malay Peninsula (Pahang).

Habitat — A rheophyte growing on the rocky banks of forest streams.

52. *Tectaria suluensis* Holttum, Blumea 35 (1991) 556. — Type: *Y. Kondo & G. Edaño 38624*, Sulu Archipelago, Siasi (K; iso L, SING, US).

Fronds dimorphous. *Sterile frond*: *stipe* to 47 cm long, mid-castaneous, very sparsely hairy, basal scales to 15×2 mm, firm, castaneous with paler fragile margins, those above base of *stipe* very narrow; *lamina* to 55 cm long, apex pinna-like, to 27×8 cm with short decurrent base or a little united with an uppermost pinna; *pinnae* to 4 pairs; *uppermost pinnae* to 24×4.5 cm, narrowed to cuneate bases with a bud at the base of each, apex abruptly short-acuminate; *basal pinnae* unlobed, to 21×8 cm, narrowly cuneate at their bases with stalks 5–7 mm long; *main veins* 10–15 mm apart

along costae, smaller veins very slender and not prominent but distinct on lower surface; *surfaces* glabrous except for sparse hairs near bases of upper surface of costae. *Fertile frond*: lamina to 32 cm long, its apical section sometimes trilobed; *basal pinnae* to 15 × 3.5 cm; *sori* small, irregularly arranged, very irregular in shape and sometimes confluent, mostly on free veinlets in areoles, small indusia sometimes present, hidden by mature sporangia. — **Fig. 14d, e.**

Distribution — *Malesia*: Philippines (Sulu Archipelago and Palawan).

53. *Tectaria semipinnata* (Roxb.) Morton, Contr. U.S. Natl. Herb. 38 (1974) 286. — *Acrostichum semipinnatum* Roxb., Calcutta J. Nat. Hist. 4 (1844) 480. — Type: ex herb. *Roxburgh* 2367 (or 2337?), 'Malay Islands', probably Penang (BM; iso BR).

Polypodium semipinnatum Roxb., Calcutta J. Nat. Hist. 4 (1844) 486; Morton, Contr. U.S. Natl. Herb. 38 (1974) 360. — Type: ex herb. *Roxburgh*, s.n., 'Malay Islands', probably Penang (BR, seen by Morton).

Gymnogramma maingayi Baker, Syn. Fil. ed. 2 (1874) 517. — *Selliguea maingayi* (Baker) Bedd., Ferns Brit. India Suppl. (1876) 24; Handb. Ferns Brit. India (1883) 392. — *Polypodium maingayi* (Baker) Diels in E. & P., Nat. Pflanzenfam. 1, 4 (1899) 318. — *Hemionitis maingayi* (Baker) Ridley, J. Malayan Branch Roy. Asiatic Soc. 4 (1926) 106. — *Aspidium maingayi* (Baker) Holttum, Gard. Bull. Straits Settlement. 5 (1934) 207, f. 1–8. — *Tectaria maingayi* (Baker) C. Chr., Index Filic. Suppl. 3 (1934) 182; Holttum, Revis. Fl. Malaya 2 (1955) 509 (f. 302), 513, 626. — Type: *Maingay 1809*, Malacca (K).

Polypodium heterosorum Baker, Syn. Fil. ed. 2 (1874) 506. — *Dictyopteris heterosora* (Baker) Bedd., Ferns Brit. India Suppl. (1876) 20; Handb. Ferns Brit. India (1883) 302. — Type: *W. Griffith s.n.*, Malacca, 'Pulo Bissar' (K).

Phegopteris subdecurrens Luerssen, Bot. Centralbl. 11 (1892) 30. — *Aspidium subdecurrens* (Luerssen) C. Chr., Index Filic. (1905) 94; Gard. Bull. Straits Settlement. 4 (1929) 393. — Type: *Kehding 2960*, Singapore, Pulau Ubin (seen by C. Chr.).

Campylogramma trollii Goebel, Flora 125 (1931) 282, f. 1–4. — Type: *W. Troll s.n.*, Sumatra, Pulau Berhala, cult. München (M, photo BM).

Caudex erect; *fronds* of smaller plants with wholly winged rachis, the stipe also at least partly winged (width of wing variable), basal pinnae of largest plants free with slightly decurrent bases or joined to the rachis-wing (see Holttum 1955: f. 302); *stipe* of largest fronds to 60 cm long, basal scales c. 10 × 1 mm, the lowest with fragile margins; *lamina* to 60 cm long, thin, consisting of a 3–5-lobed apex and 3 pairs of pinnae or pinna-like lobes which when nearly free are narrowed towards their bases; basal pinnae sometimes with a winged stalk-like base and a large basiscopic lobe; pinnae or lobes of *fertile fronds* narrower than those of sterile ones which may be 7 cm wide; minute *hairs* present on both surfaces of costae only; main *veins* of pinnae 8–10 mm apart along the costa, upcurved, the cross-veins rather regular with many areoles between them; *sori* numerous, very irregular in shape, on free veins in areoles and also along connected veins, often coalescent to linear forms, ex-indusiate.

Distribution — Peninsular Thailand; *Malesia*: Malay Peninsula and N Sumatra.

Habitat — In lowland forest; see Holttum 1931 under *Aspidium maingayi*.

Cytology — Diploid (Manton in Holttum 1955: 626).

Note — This species appears to be closely allied to the fern of S China and Tonkin first named *Gymnopteris decurrens* Hook. [*Hemigramma decurrens* (Hook.) Copel.]. The latter has smaller, firm, fronds, the stipe never winged and all sori running along veins, almost filling the lower surface. The type of *Tectaria simulans* Ching [Acta Phytotax. Sinica 19 (1981) 129] is somewhat intermediate between *T. semipinnata* and *Gymnopteris decurrens*, having fertile fronds like the former and a frond-form like the latter.

54. *Tectaria sumatrana* (C. Chr.) C. Chr., Index Filic. Suppl. 3 (1934) 185. — [*Polypodium hancockii* Baker, Ann. Bot. (London) 8 (1894) 127, non Baker 1885.] — *Aspidium sumatranum* C. Chr., Index Filic. (1905) 94. — *Dictyopteris hancockii* (Baker) Alderw., Malayan Ferns Suppl. (1917) 518. — Type: *Hancock 89*, Sumatra, Barisan Range between Kroe and Liwa (K).

Caudex and base of stipe unknown; *stipe* dark castaneous, glabrescent on abaxial surface; *fronds*

dimorphous. *Sterile frond* of young plant trifoliate; apical lamina with cuneate base, the pinnae close to it; lamina of type 38 cm long, consisting of a rather shallowly trilobed apex with strongly cordate base and 1 pair of pinnae 10 cm below it; *pinnae* about 18 cm long (tips broken), shallowly bilobed with a very asymmetric base and stalks 5–7 mm long, strongly cordate on the basiscopic side, narrower and rounded on the acroscopic side, 8.5 cm wide above the basiscopic lobe; main *veins* widely spaced, upcurved, other veins slender, distinct on the lower surface but not prominent, areoles many with forked included veinlets; *lower surface* glabrous apart from sparse minute hairs on costae. *Fertile frond*: only known from 2 detached stalked pinnae 20 × 6 cm, base broadly rounded or slightly cordate, apex abruptly short-acuminate; *sori* very numerous, mostly on free veinlets in areoles, also running along other veins, very variable in shape and often confluent; no indusia.

Distribution — *Malesia*: Sumatra (known only from the type and a frond of a younger plant sent later to Kew, probably part of the same collection).

55. *Tectaria craspedocarpa* Copel., J. Arnold Arbor. 10 (1929) 178. — Type: *Brass* 557, Papua New Guinea, Laloki R., 450 m (A; iso UC).

Stipe to 35 cm long, slender, atropurpureous, glossy, minutely hairy in the adaxial groove; *lamina* trifoliate, the apical part trilobed with cuneate base and acuminate lobes, or 5-lobed (basal lobes small), to 25 cm long and 22 cm wide; main *veins* to 10 mm apart along the costae, at a wide angle, distally upcurved, cross-veins mostly almost straight with many areoles between them; short pale erect hairs present between veins on the lower surface with somewhat longer ones on costae, upper surface not seen; *sori* all close to the margin, 1.5 mm diameter, apparently on connected veins; indusia almost peltate, persistent.

Distribution — *Malesia*: Papua New Guinea (known from the type collection only).

Habitat — In damp soil under rocks near river.

56. *Tectaria dolichosora* Copel., Philipp. J. Sci. 38 (1939) 136; Fern Fl. Philipp. (1960) 311; M.G. Price, Brit. Fern Gaz. 10 (1972) 262. — Type: *McLean* & *Catalan* 160, Luzon, Cagayan Prov. (MICH).

Caudex short, suberect; *stipe* to 60 cm long, nearly black, glossy, its basal scales to 10 mm long, less than 1 mm wide, firm, entire; *lamina* to 50 cm long; apical part to 40 cm long, deeply multilobed, its basal lobes 25 × 5 cm, acuminate, obliquely shallowly lobulate; upper lobes entire; *pinnae* one pair, to 28 cm long, lobed both sides to 15 mm from the costa, basal basiscopic lobe to 15 cm long, acuminate, repand to obliquely lobulate, other lobes gradually shorter, lobes on the acroscopic side short and subequal, on largest fronds acute; main veins prominent on the lower surface, smaller veins not, areoles with included veinlets many; *lower surface* of costae black and glossy, bearing few minute hairs; *upper surface* of costae bearing hairs more than 0.5 mm long, scattered hairs also present on and between veins; *sori* on free veins in areoles, 3–4 mm long, 1.5–2 mm wide; indusia large, persistent, rounded to cordate at their bases, margins minutely papillose. — **Fig. 14f.**

Distribution — *Malesia*: Philippines (Luzon, Cagayan, Tayabas and Quezon Provinces).

Habitat — One specimen from stream-side at 75 m altitude, others from steep mountain slopes (no altitudes given).

57. *Tectaria pleiosora* (Alderw.) C. Chr., Gard. Bull. Sing. 7 (1934) 260. — *Aspidium pleiosorum* Alderw., Malayan Ferns Suppl. (1917) 199; Bull. Jard. Bot. Buitenzorg III, 2 (1920) 131; Nova Guinea 14 (1924) 7. — *Aspidium persiferum* Copel. forma *latipinna* Alderw., Malayan Ferns (1908) 251. — Lectotype (selected here): *Cult. Hort. Bog. II K, III 7* (BO; iso L).

Aspidium persiferum Copel. forma *paucipinna* Alderw., Bull. Jard. Bot. Buitenzorg II, 7 (1912) 5. — Type: *Gjellerup* 788, W New Guinea, Tor R. (BO).

Caudex erect or suberect; *stipe* to 50 cm long, flushed pale to deep red-brown, glabrescent, basal scales to 15 × 1 mm, their margins fringed when young; *lamina* rigid, dimorphous, to c. 40 cm long with 3 or 4 pairs of pinnae (rarely 7 pairs on fertile fronds), apex pinna-like, a bud rarely present at the base of uppermost pinna; basal pinnae usually unlobed and sessile; *middle sterile pinnae* to 18 × 5 cm, their bases cuneate, wider on basiscopic than on acroscopic side, apex acuminate,

margins entire; *basal sterile pinnae* to 20 × 8 cm, more asymmetric than upper ones, the basiscopic margin sometimes sinuous; small *veins* forming many areoles between main veins, not prominent and sometimes not detectable on the lower surface; costae glabrous on both surfaces; *fertile pinnae* to c. 10 × 2.5 cm, sometimes with sinuous margins; *sori* in 2 rows between main veins, each at the end of a single veinlet in an areole (fronds of intermediate type may sometimes occur with more widely-spaced sori not on single veinlets); indusia large, broadly elliptic with an elongate receptacle.

– **Fig. 14i, j.**

Distribution – *Malesia*: Borneo, N Celebes, New Guinea, New Ireland.

Habitat – In Borneo found in rocky places, both sandstone and limestone, also near streams in forest; in Sabah the fertile fronds appear to be produced seasonally but no detailed records exist.

Note – When first describing this species (as *A. persoriferum* forma *latipinna*) Alderwerelt mentioned a cultivated plant from Borneo; the specimens from this are here cited as lectotype. As noted by Christensen (1934) this species is allied to *T. crenata*, but I have seen no evidence of hybridization.

58. *Tectaria repanda* (Willd.) Holttum, comb. nov. — *Aspidium repandum* Willd. in Linn., Sp. Pl. ed. 4, 5 (1810) 216; Mett., Farngett. IV (1858) 126. — Type: Philippines (B, herb. Willd. 19734).

Polypodium involucreatum Roxb., Calcutta J. Nat. Hist. 4 (1844) 491; Morton, Contr. U.S. Natl. Herb. 38 (1974) 349. — Type: *C. Smith 333*, Ambon (BR).

Aspidium platyphyllum Presl, Epim. Bot. (1851) 65, non Willd. 1810. — Type: *Cuming 340*, Cebu (PRC, K).

Aspidium persoriferum Copel. in Perkins, Fragm. Fl. Philipp. (1905) 177. — Type: *Copeland 929*, Mindanao (MICH).

Aspidium ternatense Alderw., Bull. Dép. Agric. Ind. Néerl. 18 (1908) 9. — Type: *Teijsmann s.n.*, Ternate (BO).

Tectaria dimorpha St John, Occas. Pap. Bernice P. Bishop Mus. 21 (1954) 185, f. 4. — Type: *St John 19030*, Rotuma Is. (BISH; iso BO, L).

Aspidium nudum auct.: K. Schum. & Lauterb., Fl. Schutzgeb. Südsee (1900) 16.

Tectaria crenata auct.: Copel., Fern Fl. Philipp. (1960) 312.

Caudex short, suberect; *stipe* to 80 cm long, light castaneous, glabrescent; basal scales 1–1.5 mm wide; *lamina* to 90 cm long, apex usually simple or trilobed, pinnae to 8 pairs, their margins subentire to sinuous, distal pinnae adnate and slightly decurrent; *middle pinnae* to 30 cm long, narrowly acuminate, sterile ones to at least 4.5 cm wide, fertile ones commonly 2 cm wide (rarely to 3.5 cm); *basal pinnae* stalked, with at least one large basiscopic lobe, in Philippine specimens sometimes several other lobes, decreasing distally; minute *hairs* variably present on the lower surface of costae; *sori* in one row on each side of main veins, in narrower fertile pinnae distinctly immersed and sometimes on single veins in areoles, in broader pinnae hardly immersed and not on solitary veinlets; indusia peltate, quite circular on young sori, glabrous or papillate on upper surface; *spores* spinulose.

Distribution – *Malesia*: Java (?), Lesser Sunda Islands (Flores, Sumbawa), Philippines, NE Celebes, Moluccas, New Guinea; Marianas, Solomons, New Hebrides, Rotuma Is., probably Fiji.

Cytology – Plants in New Guinea diploid (T.G. Walker, in litt.).

Taxonomy – Dr. B. Zimmer has kindly examined Willdenow's type at Berlin and confirms that the indusia are peltate.

Hybrids – Especially in the Philippines and New Guinea there appear to be hybrids between *T. repanda* and *T. decurrens*; these are variously intermediate between the two parent species.

A specimen from Luzon (*Price 2245*) is intermediate between *T. repanda* and *T. hilocarpa*. Its distal sori are like those of *T. repanda*, but those on veins nearer the costae are confluent, those nearest the costae forming continuous lines between successive main veins as in *T. siifolia*, differing from the latter in having conspicuous indusia, also in the absence of buds. The fronds are trilobed, the middle lobe being much elongate, the lateral lobes small (one frond has only one lateral lobe).

A specimen from NE Celebes (*de la Savinière 54*) has narrow fertile pinnae with peltate indusia but broader stipe-scales.

59. *Tectaria crenata* Cav., Descr. Pl. (1802) 250; C. Chr., Dansk Bot. Ark. 9, 3 (1937) 14; St John, Occas. Pap. Bernice P. Bishop Mus. 21 (1954) 190, f. 5, 6; Holttum, Revis. Fl. Malaya 2 (1955) 510, 626. — Type: *Née s.n.*, Marianas (MA; fragment BM).

Aspidium pachyphyllum Kunze, Bot. Zeitung (Berlin) 6 (1848) 259; Mett., Fil. Hort. Bot. Lips. (1856) 95, t. 21; Hook., Sp. Fil. 4 (1862) 56, excl. syn.; Morton, Contr. U.S. Natl. Herb. 38 (1974) 349. — Lectotype (Morton l.c.): *Zolinger 580*, Java (L).

Aspidium grandifolium Presl, Epim. Bot. (1851) 64; Holttum, Novit. Bot. Delect. Seminum Horti Bot. Univ. Carol. Prag. 1968 (1969) 27. — *Aspidium grande* Mett., Farngett. IV (1858) 121, non Fée 1852. — *Tectaria grandifolia* (Presl) Copel., Philipp. J. Sci. 2 (1907) Bot. 413; Fern Fl. Philipp. (1960) 314, name only. — Type: *Cuming s.n.*, Panay (PRC; probable isotypes: BM, K).

Cardiochlaena laevis Fée, Mém. Foug. 5. Gen. Filic. (1852) 316. — Type: *Cuming s.n.*, Philippines (not seen).

Cardiochlaena sinuosa Fée, Mém. Foug. 5. Gen. Filic. (1852) 316. — Type: *Cuming s.n.*, Philippines (not seen).

Aspidium heptaphyllum Baker, J. Bot. 17 (1879) 246. — *Tectaria heptaphylla* (Baker) C. Chr., Index Filic. Suppl. 3 (1934) 180. — Type: *Horne 20*, Fiji (K).

Aspidium kawakamii Alderw., Bull. Jard. Bot. Buitenzorg II, 7 (1912) 4; Malayan Ferns Suppl. (1917) 196. — *Tectaria kawakamii* (Alderw.) C. Chr., Index Filic. Suppl. 3 (1934) 180. — Type: *Kawakami s.n.*, S Celebes (BO).

Caudex suberect; stipe to 70 cm long, castaneous, its basal scales to 15 mm long, 2 mm or more wide; *lamina* to 70 cm long, its apical section deeply multilobed, the lower lobes grading to adnate or sessile pinnae; *middle pinnae* to 30 cm long, short-acuminate, of sterile fronds to 8 cm wide, of fertile fronds 3–5 cm wide (of type 4.5 cm), firm, drying brown-olivaceous, margins crenate to almost entire; *basal pinnae* distinctly stalked and bearing a large basiscopic lobe; main *veins* in pinnae 7–10 mm apart along the costa, in fertile fronds with 2 fairly regular rows of areoles between them; minute hairs variously present on lower surface of costae, upper surface of costae glabrous or nearly so; *sori* on free veinlets in areoles, rather large; *indusia* firm, slightly reniform, attached to a linear receptacle 0.5 mm long; *spores* with irregular thin fimbriate wings; plants in Malay Peninsula diploid (Holttum 1955: 626).

Distribution — *Malesia*: Western Malesia, Philip-

pines, New Guinea; Marianas, Carolines, Solomons, New Hebrides, Fiji.

Habitat — In lowland and mid-mountain forest.

Possible hybrids — This species appears to intergrade with *T. repanda* in the Philippines. One specimen from the Malay Peninsula may represent a hybrid with *T. angulata*; it has some irregular small sori in addition to the two rows normal for *T. crenata*, also buds at the bases of some pinnae.

60. *Tectaria isomorpha* Holttum, Dansk Bot.

Ark. 25, 2 (1967) 49. — Type: *Dissing et al. 2369*, New Ireland (C; iso K).

Caudex short, suberect; *stipe* commonly 15–20 cm long (to 30 cm), very dark, hairless, densely scaly in basal 4 cm, basal scales very dark, less than 1 mm wide, to c. 12 mm long, upper ones paler, all with thinner entire margins; *lamina* to 35 cm long with up to 6 pairs of pinnae, very firm, apex pinna-like or joined to uppermost pinna; middle pinnae 10–12 × 2–3 cm, short-stalked, short-acuminate, margins entire to irregularly repand, base rounded to broadly cuneate; *basal pinnae* not or little longer than the next pair, with a large acute basiscopic lobe, the lobe on largest fronds sometimes almost free, the acroscopic base rounded or in largest fronds forming an obtuse almost free lobe 8 × 4 mm; all *surfaces* almost glabrous, minute hairs sometimes present on lower surface of veins and near base of upper surface of costae; lateral *veins* of pinnae flexuous, prominent on the lower surface, smaller veins usually also prominent; *sori* on short veinlets in areoles, in one row on each side of lateral veins, not impressed; *indusia* firm, about circular, attached along a line from centre to base, bearing a few minute hairs.

Distribution — *Malesia*: New Guinea, Bismarck Archipelago.

Habitat — On limestone cliffs at altitudes to 1300 m.

Note — The Kew isotype is a rather immature frond which has a mid-castaneous stipe and rachis and young sori. All other specimens from both Western and Eastern New Guinea, have a very dark stipe and rachis. Young plants have deeply 5-lobed fronds which may sometimes bear a few sori.

61. *Tectaria exauriculata* Holttum, Blumea

35 (1991) 550. — Type: *M. J. S. Sands et al. 2676*, Manus Is. (K).

Caudex short, erect; stipes to 25 cm long (sterile fronds) or 37 cm (fertile), dark, glossy on abaxial surface, basal scales very dark, rigid, to 12 mm long, less than 1 mm wide, much contorted; *lamina* to 25 cm long, isomorphous, firm, consisting of a trilobed apex and 2 pairs of pinnae; *upper pinnae* sessile, to c. 17 × 5 cm, base subcordate on basiscopic side, cuneate and not auricled on acroscopic side, margins subentire, apex not acuminate; lower surface quite glabrous; *basal pinnae* with one large basiscopic lobe; main *veins* c. 15 mm apart along costae, sinuous; *sori* in one row on each side of main veins, on terminal veinlets in areoles, rather large, slightly impressed (with prominences on the upper surface); *indusia* firm, round-reniform (not peltate).

Distribution – *Malesia*: New Guinea (known only from the type collection).

Habitat – On limestone, found at an altitude of 175 m.

62. *Tectaria brevilobata* Holttum, *Blumea* 35 (1991) 548. — Type: *C.J. Brooks 16871*, Celebes, Maros Waterfall (BM).

Caudex short, erect; *stipes* lightly flushed red-brown, to 26 cm long, glabrous on abaxial surface, scales persistent near base only, to 12 × 1 mm, rigid, not very dark, distally contorted; *lamina* to 35 cm long; apical section 19 cm long, deeply trilobed with a broad non-decurrent base, midlobe to 4 cm wide, its margin irregularly obliquely obtusely lobulate, lateral lobes 14 × 2.8 cm with sinuous margins; *pinnae* 3 pairs, the bases of all cordate on the basiscopic side, acroscopic bases not auricled, rounded on the upper pinnae, subcordate on basal ones; uppermost pinnae 16 × 3.2 cm, basal ones 18 × 3.5 cm, acroscopic margins of all sinuous, basiscopic margins lobed as frond-apex; *basal pinnae* bearing a basiscopic lobe to 5.5 × 1.8 cm abruptly short-acuminate; *main veins* c. 8 mm apart along costae, cross-veins very irregular; *lower surface* bearing sparse minute hairs on costae, upper surface of costae densely short-hairy; *sori* in a row on each side of main veins, each on a short vein in an areole, slightly impressed; *indusia* rather large, shrivelling, glabrous.

Distribution – *Malesia*: Celebes (known only from the type).

Habitat – On limestone.

63. *Tectaria ternata* (Baker) Copel., *Philipp. J. Sci.* 12 (1917) Bot. 58. — *Nephrodium ternatum* Baker, *Syn. Fil.* (1867) 296. — *Dryopteris ternata* (Baker) Kuntze, *Revis. Gen. Pl.* 2 (1891) 813; Alderw., *Malayan Ferns* (1908) 242. — Lectotype (selected here): *T. Lobb s.n.*, 1857, Labuan (K).

Tectaria murudensis Copel., *Philipp. J. Sci.* 12 (1917) Bot. 58. — Type: *Native collector 2905*, Sarawak, foot of Mt Murud (MICH).

Caudex quite prostrate, c. 5 mm diameter; *stipe* to 50 cm long, glabrescent, dull reddish, basal scales to 5 mm long, narrow, not persistent; *lamina* of young plants simple, of mature plants trifoliate or with a deeply trilobed apex and one pair of unlobed pinnae; *apical lamina* or simple frond to 28 × 8 cm, margins entire, base narrowly cuneate, apex abruptly caudate-acuminate; *pinnae* to 20 × 5 cm, sessile, with a bud at the base of each on old fronds, unlobed, shape as apical lamina but sometimes wider on the basiscopic side of the costa than on the acroscopic side; *costae* sparsely short-hairy near their bases on lower surface only; *main veins* c. 10 mm apart along costae, upcurved, slender, cross-veins irregular with 3 or 4 series of areoles between them, smaller veins slender and distinctly prominent when dried; *sori* in a rather uneven row on each side of main veins, often with many additional ones between the rows, not on free veinlets; *indusia* firm, persistent, slightly reniform.

Distribution – *Malesia*: throughout Borneo.

Habitat – In forest to about 300 m, often on rocks and sometimes beside streams, also on steeply sloping ground.

64. *Tectaria tabonensis* M.G. Price, *Kalika-san* 3 (1974) 118, f. 3. — Type: *Raynoso PNH 37858*, Palawan, Lipuun Is. (PNH; iso L).

Caudex erect or suberect; *stipe* to 30 cm long, base very dark, above base castaneous, minutely hairy, glabrescent; basal scales to 10 × 1.5 mm, firm with thinner margins; *lamina* of young plants multilobed, of mature plants to 45 cm long, texture very firm, consisting of a 5-lobed broadly triangular apex and 3 or 4 pairs of subopposite pinnae; *pinnae* gradually larger towards the base of the frond, short-stalked, with cordate basiscopic and rounded to cuneate acroscopic base, margins repand-

sinuate, gradually narrowed to an acuminate apex; *basal pinnae* 18–25 cm long (stalks 15 mm), 2 cm wide on acroscopic side of costa, on basiscopic side a basal lobe 11 cm long and another 9 cm, both acuminate with repand margins, apical part of pinnae irregularly obliquely bluntly lobed on the basiscopic side; *main veins* to 10 mm apart along the costae, upcurved, prominent on the lower surface, cross-veins irregular with many areoles between them, smaller veins distinct but not prominent; *lower surface* of costae sparsely short-hairy, upper surface of rachis and costae densely covered with thicker short hairs, rest of the surface glabrous; *sori* rather large, in a rather uneven row on each side of main veins with a few additional ones, not impressed, mostly not on free veinlets; indusia large, thin and shrivelling, slightly reniform, minutely hairy, glabrescent.

Distribution — *Malesia*: Philippines (Palawan, also eastern Mindanao).

Habitat — In forest on limestone rocks at low altitudes.

65. *Tectaria subcordata* Holttum, Blumea 35 (1991) 555. — Type: *J.R. Croft LAE 65567*, New Ireland, N Scheinitz Range, 300 m (LAE; iso L).

Stipe 65 cm long, nearly black, glossy, rachis similar; *lamina* c. 50 cm long, firm but not rigid, consisting of a trilobed apex and 3 pairs of pinnae; *apical lamina* 22 cm long, its midlobe 7.5 cm wide with obliquely shallowly lobed margins, lateral lobes c. 17 × 5 cm; *middle pinnae* 26 cm long (stalk 5–7 mm), their acroscopic bases cuneate at 45° and then rounded, basiscopic bases truncate to subcordate, 15 mm wide, then gradually wider, margins almost entire; *basal pinnae* 25 cm long (stalk 12 mm), bilobed, basiscopic lobe 19 cm long, abruptly short-acuminate, 5.3 cm wide, its basiscopic margin undulate-subcrenate in its widest part; *main veins* to 12 mm apart along costae, sinuous, upcurved, cross-veins irregular, smaller veins concolorous, distinct on both surfaces; *lower surface* wholly glabrous, upper surface minutely hairy on costae only; *sori* in a row on each side of main veins (no additional ones present), mostly not on free veins in areoles, somewhat impressed; *indusia* apparently peltate (all old and distorted on type).

Distribution — New Ireland; known only from the type collection.

Habitat — On limestone in lowland hill forest.

66. *Tectaria decastroi* (Alderw.) C. Chr., Index Filic. Suppl. 3 (1934) 178. — *Aspidium decastroi* Alderw., Bull. Jard. Bot. Buitenzorg II, 7 (1912) 3; Malayan Ferns Suppl. (1917) 197. — Type: *De Castro 64*, Timor Dilli (BO; iso L).

Caudex short-creeping, thick; *stipe* to 55 cm long, castaneous, minutely hairy, glabrescent; *lamina* to 45 cm long, thin, glabrous, consisting of a deeply trilobed apex and 4 pairs of pinnae; *uppermost pinnae* sessile, to 13 × 3.5 cm, base rather narrowly cuneate on the acroscopic side, more broadly on basiscopic side, margins subentire; *second pair* of pinnae similar but larger with ± sinuous margins; third pair much wider on basiscopic than on acroscopic side of costa, basiscopic margin irregularly shallowly lobed; *basal pinnae* 22 cm long (stalks 10 mm) with 2 large acuminate lobes on basiscopic side, basiscopic margin obliquely obtusely lobed to a depth of 3–4 mm; *main veins* upcurved, not sinuous, with irregular areoles between them; *sori* in a regular row on each side of main veins with a few additional ones, slightly impressed, mostly not on free veins in areoles; indusia minute, apparently reniform and soon caducous.

Distribution — *Malesia*: Lesser Sunda Islands (besides the type from Timor, a frond of a smaller plant from Flores probably belongs to this species).

67. *Tectaria rufescens* Holttum, Blumea 35 (1991) 555. — Type: *Soengeng Reksodihardjo 408*, SE Irian Jaya (BO; iso L).

Caudex short, erect, bearing a tuft of many stipes; *stipe* c. 20 cm long, dull castaneous, minutely hairy on the abaxial surface; basal scales to 8 mm long, less than 1 mm wide, dark with paler margins; *lamina* c. 20 cm long, apex very deeply trilobed or simple with a pair of pinnae close below it; *pinnae* 2 or 3 pairs, upper ones 10 × 2 cm, almost sessile, entire, base rather narrowly cuneate, apex acuminate; *basal pinnae* to 12 × 2 cm with a basiscopic lobe 8 × 1.5 cm; *main veins* in pinnae 5 mm apart along the costa, at 45°, red-brown and prominent on the lower surface, cross-veins similar with 2 irregular series of areoles between them; *lower*

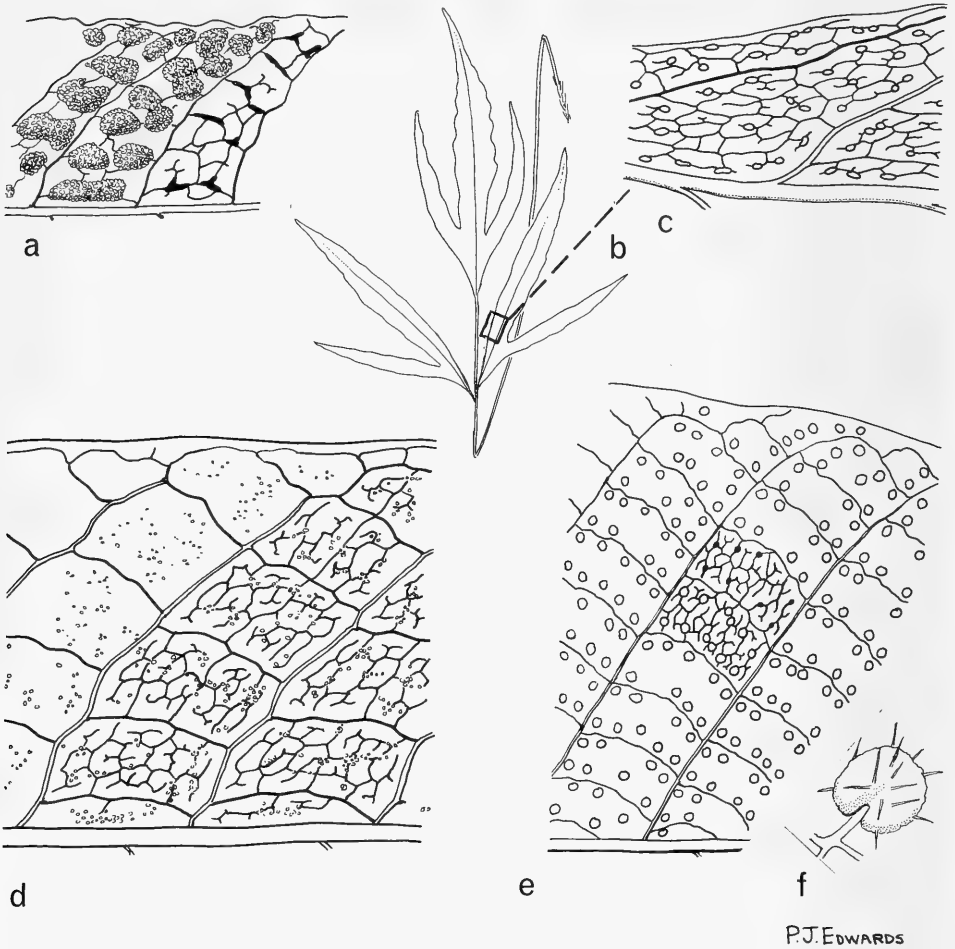


Fig. 15. *Tectaria siifolia* (Willd.) Copel. a. Venation of a middle pinna (sori removed on the right, to show attachment), $\times 2.2$. — *T. rheophytica* Holttum. b. Fertile frond, $\times 0.33$; c. detail of b, $\times 4$. — *T. schultzei* (Brause) C. Chr. d. Middle of a lateral lobe, $\times 4$. — *T. tricuspis* (Bedd.) Copel. e. Middle of a lateral lobe (venation details only shown in centre), $\times 2.2$; f. single sorus showing indusium with stiff hairs, $\times 23$ (a: *Teijsmann s.n.*, Sumatra; b, c: *Croft 1681*; d: *Croxall & Parris 5963*; e, f: *Iwatsuki et al. B-762*).

surface of costae and veins bearing sparse minute hairs, upper surface of costae closely covered with short hairs, no other hairs present; *sori* rather irregularly spaced, often confluent or elongate to form lines parallel to the main veins (not to costae); indusia very small and thin, not covering sori.

Distribution — *Malesia*: Irian Jaya (apart from the type, one collection from lowland forest in NW Irian Jaya, Sorong Dist.).

68. *Tectaria siifolia* (Willd.) Copel., Philipp. J. Sci. 2 (1907) Bot. 414; Backer & Posth., Varenfl. Java (1939) 75; Copel., Fern Fl. Philipp. (1960) 314. — *Polypodium siifolium* Willd. in Linn., Sp. Pl. ed. 4, 5 (1810) 196. — *Aspidium siifolium* (Willd.) Mett., Ann. Mus. Bot. Lugd.-Bat. 1 (1864) 237; Alderw., Malayan Ferns (1908) 251. — Type: *Ventenat s.n.*, Java (B, herb. Willd. 19689).

- Dryomenis phymatodes* Fée, Mém. Foug. 5. Gen. Filic. (1852) 225, pl. 18A, f. 1. — *Dryomenis menisciicarpon* T. Moore, Index Filic. (1857) xlvi, nom. nov. — *Aspidium menisciicarpon* (T. Moore) Mett., Farngett. IV (1858) 121. — Type: *Cuming 4*, Luzon (isotypes BM, K, L).
- Aspidium teysmannianum* Hook., Sp. Fil. 4 (1862) 41, t. 236. — *Aspidium siifolium* var. *teysmannianum* Christ, Ann. Jard. Bot. Buitenzorg 15 (1898) 138. — Type: *Teijsmann s.n.*, Sumatra, Pulu Pisang (K).
- Aspidium biseriatum* Christ, Bull. Herb. Boissier II, 6 (1906) 1002. — Type: *Loher s.n.*, Feb. 1906, Luzon, Zambales (not seen).
- Aspidium ternifolium* Alderw., Bull. Jard. Bot. Buitenzorg II, 11 (1913) 3; Malayan Ferns Suppl. (1917) 194. — *Tectaria ternifolia* (Alderw.) C. Chr., Index Filic. Suppl. 3 (1934) 185; Holttum, Revis. Fl. Malaya 2 (1955) 516, f. 303. — Type: *Matthew 510*, Perak, Gopeng (BO; iso K).
- Aspidium papyraceum* Alderw., Bull. Jard. Bot. Buitenzorg III, 2 (1920) 131. — *Tectaria papyracea* (Alderw.) C. Chr., Index Filic. Suppl. 3 (1934) 183. — Type: *Brooks 377/S*, Sumatra, Benkoelen (BO; iso BM).

Caudex short-creeping; *fronds* dimorphous, sterile ones with shorter stipe and broader pinnae than fertile, pinnae to 4 pairs; *fronds* of young plants ovate-acute with strongly cordate base. *Sterile fronds*: stipe to 30 cm long, glabrous, basal scales to 10 mm long, dark with thinner pale margins; apical lamina often trilobed, the middle lobe sometimes with sinuous margins; buds present at bases of pinnae on old fronds; *basal pinnae* to 20 cm long, to 7 cm wide above the basal lobe, abruptly short-acuminate; middle pinnae broader on basiscopic than on acroscopic side of the costa; *main veins* to 10 mm apart along costae; upper surface of costae glabrous except near their base in Sumatra, closely short-hairy in Celebes and Philippines, lower surfaces glabrous. *Fertile fronds*: stipe to 50 cm long; *middle pinnae* to c. 12 × 4 cm with main veins to 6 mm apart along costae, areoles between main veins fewer than in sterile pinnae and in smaller pinnae lacking included veinlets; *sori* on the outer veins of areoles, in a row on each side of main veins, usually rather large, those near the costae elongate and often coalescing to form lines parallel to the costa; *indusia* thin, soon caducous. — **Fig. 15a.**

Distribution — *Malesia*: throughout, but local in occurrence.

Habitat — In Sumatra and the Malay Peninsula associated with limestone and seasonal in producing fertile fronds; no good records elsewhere.

- 69. *Tectaria angulata*** (Willd.) Copel., Sarawak Museum J. 2 (1917) 370; Backer & Posth., Varenfl. Java (1939) 74; Holttum, Revis. Fl. Malaya 2 (1955) 511, f. 301, excl. syn. *Nephrodium nebulosum* Baker. — *Polypodium angulatum* Willd. in Linn., Sp. Pl. ed. 4, 5 (1810) 239. — *Aspidium angulatum* (Willd.) Mett., Ann. Mus. Bot. Lugd.-Bat. 1 (1864) 239; Alderw., Malayan Ferns (1908) 236. — Type: *Ventenat s.n.*, Java (B, herb. Willd. 19641).
- Aspidium sanctum* Blume, Enum. Pl. Javae (1828) 143. — Type: *Blume s.n.*, Java (L 908,300-118).
- Dictyopteris pentaphylla* Alderw., Bull. Dép. Agric. Ind. Néerl. 18 (1908) 16; Malayan Ferns (1908) 519. — *Aspidium quinquefoliatum* C. Chr., Index Filic. Suppl. 1 (1913) 9 (not *A. pentaphyllum* Willd.). — *Tectaria pentaphylla* (Alderw.) C. Chr., Index Filic. Suppl. 3 (1934) 183. — Type: *Treub 232*, New Guinea, Skroe (BO; iso K, L).
- Aspidium trifolium* Alderw., Bull. Jard. Bot. Buitenzorg 7 (1912) 4; Malayan Ferns Suppl. (1917) 193, excl. var. *compitale*. — *Tectaria trifolia* (Alderw.) C. Chr., Bot. Jahrb. Syst. 66 (1933) 49; Copel., Fern Fl. Philipp. (1960) 307, p.p. — Type: *Elmer 8329*, Luzon (BO; iso K, L).
- Aspidium terminale* Rosenst., Meded. Rijksherb. 31 (1917) 4; C. Chr., Gard. Bull. Straits Settlement. 4 (1929) 393. — *Tectaria terminalis* (Rosenst.) C. Chr., Index Filic. Suppl. 3 (1934) 185. — Type: *Hallier 1821*, Borneo (L).
- Aspidium falcipinnum* Alderw., Bull. Jard. Bot. Buitenzorg II, 28 (1918) 7. — *Tectaria falcipinna* (Alderw.) C. Chr., Index Filic. Suppl. 3 (1934) 179. — Type: *Brooks 374*, Sumatra, Lebong Tandai (BO; iso BM).
- Caudex* short, erect, sometimes branching near its base; *stipe* to 60 cm long, glabrous and glossy above its base, usually dark, basal scales to 15 × 1.5 mm, stiff, not very dark, fringed when young; *lamina* to 60 cm long consisting of a rather shallowly trilobed apex and 1–4 pairs of pinnae, thin, drying brownish; *apical lamina* to 25 cm long, its

base not decurrent, 1 or more buds present on the upper surface of its costa near bases of main veins; *pinnae* more broadly rounded at their bases on the basiscopic than acroscopic side, middle ones commonly 15–18 × 5–6 cm, basal *pinnae* with stalks to 2 cm long and a broad basiscopic lobe; *main veins* 10–15 mm apart along costae of *pinnae*, at 45°, little upcurved, cross-veins not regular, smaller veins distinct but not prominent, forming areoles containing copious branched free veinlets; *lower surface* glabrous, upper surface of costae densely short-hairy; *sori* small, mostly at ends of veinlets in areoles, nearly round but on some fronds variously a little elongate; *indusia* small, reniform, sometimes lacking.

Distribution – Peninsular Thailand; throughout *Malesia*; Solomon Islands.

Habitat – In lowland forest near streams, usually on rocks but not in the flood zone of swiftly flowing streams.

Note – There is considerable variation in the development of *indusia* and in the abundance of ± elongate *sori*. *Indusia* are best developed on specimens from Perak in the Malay Peninsula. Some specimens from Sarawak and Celebes have buds at the bases of *pinnae* in addition to those on the costa of the apical lamina. Buds may be proliferous on plants in very humid positions (e.g. spray of waterfalls). One plant from ‘alluvial forest’ in the G. Mulu National Park, Sarawak, has *pinnae* with very broad bases, subcordate on the basiscopic side. Under *T. trifolia*, Copeland (l.c. 1960) appears to have included specimens of *T. polymorpha*.

70. *Tectaria croftii* Holttum, *Blumea* 35 (1991) 548. — Type: *J.R. Croft 1734*, Papua New Guinea, W Sepik, N slopes of Bewani Mts, 300 m, on vertical limestone face (K; iso LAE, L).

Caudex short, erect; *stipe* to 40 cm long, dull castaneous, minutely hairy throughout; basal scales 15–20 mm long, abundant, firm and ± twisted, distal scales and those on rachis and lower surface of costae all much shorter and very narrow; *lamina* to 34 cm long; apical section trilobed, 27 cm long, base short-decurrent, midlobe 11 cm wide, entire, short-acuminate, narrowed at base to 8 cm, lateral lobes upcurved, 15 cm long from bases of their costae, 5.5 cm wide; *pinnae* 15 cm long with stalks 3 mm long and abrupt acute apices, each with one short abruptly acute basiscopic lobe; *main veins* in

pinnae upcurved, 10–15 mm apart along costae, cross-veins irregular, small veins forming many areoles between them with fewer free veinlets than in *T. angulata*; *lower surface* of costae and veins copiously hairy, slender hairs between veins; *upper surface* of *pinna*-midrib densely covered with thick hairs 0.3 mm long, fewer similar hairs on main and smaller veins, a few thick hairs 0.5 mm long between veins; *sori* small, scattered irregularly, ex-indusiate, mostly not on free veinlets.

Distribution – *Malesia*: Northern Papua New Guinea (W Sepik), Manus Is.

Habitat – The type and *Sands 2629* from Manus Is. were collected from limestone. A plant cultivated at Kew, brought from near Lae in 1969, is similar but did not originate from limestone.

71. *Tectaria schmutzii* Holttum, *Blumea* 35 (1991) 555. — Type: *E. Schmutz 6977*, Flores, Nengke R. (K).

Aspidium trifolium var. *compitale* Alderw., *Bull. Jard. Bot. Buitenzorg* II, 20 (1915) 6; *Malayan Ferns Dupl.* (1917) 193. — Type: *Saanam 44*, Obi Is., P. Bisa (BO).

Caudex short, erect; *stipe* to 30 cm long, distally light-castaneous, glabrous and glossy on abaxial surface, basal scales 7 mm long, no scales above base; *lamina* firm, to 40 cm long, consisting of a ± deeply trilobed apical section and one or two pairs of *pinnae*; *upper pinnae* short-stalked, to 14 × 5 cm, apex narrowly acuminate, base broadly cordate on basiscopic side; *basal pinnae* to 15 cm long, each with a large basiscopic lobe, stalks to 5 mm long; *main veins* at 45° to costae and 10–12 mm apart along it, cross-veins and areoles very irregular, smaller veins slender but distinct; *surfaces*, including costae, quite glabrous; *sori* many, small, very irregularly scattered, sometimes confluent, some on free veinlets in areoles but many on connected veins, no *indusia* seen.

Distribution – *Malesia*: Lesser Sunda Islands (Flores, Obi Is.).

Habitat – On limestone rocks on shaded stream-banks, just above normal water level, sometimes flooded, altitude 100–200 m (information from Dr. Schmutz).

Note – The type of *Aspidium trifolium* var. *compitale* is a young plant. The fronds consist of a simple or slightly trilobed lamina shaped as in immature plants of *T. schmutzii*; there are few *sori*.

72. Tectaria fissa (Kunze) Holttum, comb. nov.

— *Aspidium fissum* Kunze, Bot. Zeitung (Berlin) 6 (1848) 258. — Lectotype (selected here): Zollinger 2369, Java (L 908,302-348 & 349; iso BM).

Aspidium oligophyllum Rosenst., Feddes Repert. Spec. Nov. Regni Veg. 5 (1908) 13; Alderw., Malayan Ferns (1908) 237. — *Tectaria oligophylla* (Rosenst.) C. Chr., Index Filic. Suppl. 3 (1934) 183; Holttum, Gard. Bull. Sing. 34 (1981) 145. — Type: Burchard s.n., Sumatra, Indragiri (L).

Aspidium burchardii Rosenst., Meded. Rijksherb. 31 (1917) 3. — *Tectaria burchardii* (Rosenst.) C. Chr., Index Filic. Suppl. 3 (1934) 177. — Type: Burchard s.n., Sumatra (L).

Aspidium divergens Rosenst., Meded. Rijksherb. 31 (1917) 3. — Type: Cult. Hort. Bog. (BO).

Aspidium tricuspe Bedd. var. *glabrum* Alderw., Bull. Jard. Bot. Buitenzorg III, 5 (1922) 184. — Type: Bünnemeijer 5834, Riouw Arch., P. Toedjoeh, Mt Rani, 400 m (BO).

Tectaria polymorpha (Wall. ex Hook.) Copel. var. *cuneifolia* Bonap., Notes Pterid. 14 (1923) 50; Holttum, Revis. Fl. Malaya 2 (1955) 518, f. 304. — *Tectaria cuneifolia* (Bonap.) Löve & Löve, Taxon 26 (1977) 326. — Type: Holttum 9566, Negri Sembilan, G. Tampin (P; iso SING).

Leptochilus rumicifolius Ridley, J. Malay. Branch Roy. Asiat. Soc. 4 (1926) 116. — *Tectaria rumicifolia* (Ridley) C. Chr., Index Filic. Suppl. 3 (1934) 184; Holttum, Revis. Fl. Malaya 2 (1955) 519; *ibid.* ed. 2 (1968) 636; Dansk Bot. Ark. 23, 2 (1965) 241. — Type: Ridley s.n., Selangor, Klang Gates (K).

Caudex short, suberect; *stipe* to 70 cm long, mid-castaneous, glabrescent, basal scales to 15 × 2 mm, firm, glossy, twisted distally, fringed when young; *lamina* to 100 cm long consisting of 1–5 pairs of pinnae and pinna-like apex which may be joined to the uppermost pair of pinnae; *pinnae* to 25 × 6 cm, entire with narrowly cuneate base and caudate-acuminate apex; basal pinnae (sometimes 2 pairs) with stalk 2–3 cm long and a basiscopic lobe which may be more than 20 cm long; *main veins* 6–10 mm apart along costae and at a broad angle to them, distally upcurved; cross-veins rather regular, between them 2 irregular rows of areoles with included veinlets; *lower surface* of costa and main veins variably minutely hairy,

upper surface usually quite glabrous; *sori* mostly on veins surrounding areoles, in a row on each side of a cross-vein, usually 4–6 in a row in the middle of a large pinna; indusia reniform, firm, persistent.

Distribution — *Malesia*: Sumatra, Malay Peninsula, Java, Borneo.

Habitat — In lowland forest, occasionally up to 1200 m.

73. Tectaria polymorpha (Wall. ex Hook.)

Copel., Philipp. J. Sci. 2 (1907) Bot. 413; Ching, Sinensia 2 (1931) 30; Backer & Posth., Varenfl. Java (1939) 78, p.p.; Holttum, Dansk Bot. Ark. 23, 2 (1965) 240; Sledge, Kew Bull. 27 (1972) 419. — *Aspidium polymorphum* Wall. ex Hook., Sp. Fil. 4 (1862) 54, excl. syn. *A. repandum* Willd.; Bedd., Ferns S. India (1865) pl. 116, Handb. Ferns Brit. India (1883) 218, all synonyms excluded. — Type: Wallich 382, Nepal (K; iso BM).

Nephrodium subpedatum Harr., J. Linn. Soc. Bot. 16 (1877) 30. — *Tectaria subpedata* (Harr.) Ching, Sinensia 2 (1931) 23, excl. syn. *Nephrodium morsei* Baker. — Type: Steere s.n., Taiwan (MICH; iso K).

Caudex suberect; *stipe* to 45 cm long, dull reddish, minutely hairy, basal scales to 10 × 1.5 mm, dark with a thinner ± fringed margin; *lamina* to 50 cm long consisting of a pinna-like apex (sometimes fused with the uppermost pinnae) and 1–4 pairs of opposite pinnae; *middle pinnae* to 25 × 5 cm, short-stalked, rounded to subcordate on their basiscopic bases, more narrowly rounded on the acroscopic side, apex abruptly short-acuminate, margins entire; *basal pinnae* with stalks 15 mm long, bearing a large basiscopic lobe; *main veins* 6–8 mm apart along costae, at a broad angle and upcurved, cross-veins rather regular between them; *lower surface* of costae and main veins short-hairy, short erect hairs also present between veins, upper surface of costae glabrous or sparsely hairy; *sori* small, at maximum development 4 or 5 in a row on each side of cross-veins, mainly on veins which surround areoles; indusia thin, rather small, shrivelling; *n* = 80 in Sri Lanka and S India.

Distribution — Nepal to Yunnan and to N Thailand and Tonkin, Taiwan, S India and Sri Lanka; in *Malesia*: E Java, Lesser Sunda Islands (Timor), Philippines (Luzon), and Celebes.

74. *Tectaria microlepis* Holttum, *Blumea* 35 (1991) 553. — Type: *J.H. Coert 657*, E Java (L).

Caudex short, erect, with long tough roots; *stipe* 33 cm long, glabrous, basal scales not seen; *lamina* 33 cm long, firm, its apical section 19 × 1.8 cm joined at its base with the uppermost pinnae; pinnae all with narrowly cuneate bases and acuminate apices, upper ones 12.5 × 1 cm, third pair 16.2 × 1.4 cm, fourth pair 18 × 1.6 cm, basal pair 18 cm long (stalk 7 mm), 1.8 cm wide above its base with a basiscopic lobe 12 × 0.8 cm; *veins* about as in *T. lobbii*; both *surfaces* glabrous apart from sparse short hairs on lower surface of main veins; *sori* irregular in size and arrangement, indusia very small, reniform.

Distribution — *Malesia*: E Java, known only from the type.

Habitat — River bank; evidently a rheophyte, as *T. lobbii*.

75. *Tectaria trifida* (Fée) M.G. Price, *Amer.*

Fern J. 64 (1974) 31. — *Microsorium trifidum* Fée, *Mém. Foug. 5. Gen. Filic.* (1852) 269. — Type: *Cuming 31*, Luzon (isotypes BM, K).

Aspidium irriguum Presl, *Epim. Bot.* (1851) 62, non Smith 1810; Holttum, *Novit. Bot. Delect. Seminum Horti Bot. Univ. Carol. Prag.* 1968 (1969) 28; Alderw., *Malayan Ferns* (1908) 245. — *Tectaria irrigua* (Presl) Copel., *Philipp. J. Sci.* 2 (1907) Bot. 413; *Fern Fl. Philipp.* (1960) 308. — Type: *Cuming 31*, Luzon (PRC).

Caudex short, erect, bearing a close tuft of stipes and many strong roots; *stipe* to 20 cm long, ± flushed with red, sometimes very dark, its basal scales flaccid, to 7 × 1 mm; *lamina* of young plants 3–5-lobed, of mature plants with 2 pairs of pinnae and a simple or trilobed apical lamina, not or little dimorphous; *apical lamina*, if simple, commonly 12 × 3 cm (to 17 × 6 cm), acuminate, margins entire or ± sinuous, a bud present on the upper surface near middle of the costa, if trilobed broadly cuneate at its base; *basal pinnae* commonly to 10 × 2 cm (to 17 × 2 cm), acuminate, with a narrower basiscopic lobe, on largest fronds the basiscopic lobe almost free and a small acroscopic lobe present also; *main veins* 6–7 mm apart along the costa, at 45°, sinuous, hardly prominent, smaller veins very slender but distinct; *lower surface* of costae sparsely short-hairy, upper surface densely;

sori small, irregularly scattered, often ± elongate and confluent, usually on free branched veinlets in areoles, indusia very small, apparently lacking in some sori.

Distribution — *Malesia*: Philippines (Luzon, Samar).

Habitat — On rocks in stream-beds, apparently a true rheophyte.

76. *Tectaria rheophytica* Holttum, *Blumea* 35 (1991) 554. — Type: *J.R. Croft 1681*, Papua New Guinea, W Sepik, Blackwater Creek logging area (K; iso LAE).

Caudex short, erect; *stipe* to 28 cm long, sparsely minutely hairy, glabrescent and glossy, dark purplish brown; basal scales c. 10 × 1 mm, rigid, dark, persistent, narrower scales above base caducous; *lamina* to 25 cm long, rigid, consisting of a trilobed apex and 1 pair of pinnae; *apical lamina* to 20 cm long, its base rather narrowly decurrent, midlobe 3–4 cm wide, entire or with sinuous margins and narrowed to 2.5 cm wide at its base, lateral lobes to 10 × 1.2 cm, often unequal, their costae at 45° to the midlobe; *pinnae* 15 cm long with stalks to 7 mm long, somewhat dimorphous, sterile ones to 2.5 cm wide, fertile to 1.7 cm; each with a basiscopic lobe to 10 × 0.8–1.2 cm; *main veins* prominent on lower surface, other veins not prominent, distinct on young fronds only; *lower surface* glabrous, upper surface of costae and main veins sparsely hairy; *sori* small, irregularly scattered, exindusiate, many ± elongate along veins but others on free veinlets in areoles. — **Fig. 15b.**

Distribution — *Malesia*: New Guinea (known only from the type and *Croft 1623*, foot of Mt Bougainville near West Irian border).

Habitat — On rocky or gritty clay river banks in the flood zone.

Note — The sori are arranged as in *T. christovalensis* (C. Chr.) Alston but the frond-form is different; the latter species is not a rheophyte.

77. *Tectaria menyanthidis* (Presl) Copel.,

Philipp. J. Sci. 2 (1907) Bot. 414; *Fern Fl. Philipp.* (1960) 313; Brownlie, *Pterid. Fl. Fiji* (1977) 290, pl. 31, f. 3, 4. — *Aspidium menyanthidis* Presl, *Reliq. Haenk.* (1825) 28; Mett., *Farngett. IV* (1858) 124, excl. *Zollinger 2369*; Hook., *Sp. Fil.* 4 (1862) 57; Alderw., *Malayan*

Ferns (1908) 244; Holttum, Novit. Bot. Delect. Seminum Horti Bot. Univ. Carol. Prag. 1968 (1969) 10. — *Polydictyum menyanthidis* (Presl) Presl, Epim. Bot. (1851) 53. — *Cardiochlaena menyanthidis* (Presl) Fée, Mém. Foug. 5. Gen. Filic. (1852) 315. — Type: *Haenke s.n.*, Luzon (PRC).

Polydictyum heterophyllum Presl, Epim. Bot. (1851) 259; Holttum, Nov. Bot. Delect. Sem. Horti Bot. Univ. Carol. Prag. 1968 (1969) 47. — Type: *Zippel s.n.*, New Guinea (PRC).

Nephrodium juglandifolium Baker, J. Bot. 17 (1879) 296. — *Aspidium juglandifolium* (Baker) Christ, Bot. Jahrb. Syst. 23 (1896) 354, non Kunze 1847. — *Tectaria juglandifolia* (Baker) C. Chr., Index Filic. Suppl. 3 (1934) 180. — Type: *Horne s.n.*, Fiji.

Caudex long-creeping, commonly 3–5 mm diameter when dried (to 8 mm in New Guinea); stipe 20–50 cm long, lightly flushed reddish, glabrous, scaly near base only, scales c. 5 mm long with filiform apex and widened base; *lamina* not or little dimorphous, to 50 cm or more long, consisting of a pinna-like apex and 1–4(–6) pairs of pinnae, texture firm; apex commonly 20 × 3–4 cm (to 40 × 4 cm), sometimes united to uppermost pair of pinnae; *basal pinnae* usually unlobed (some New Guinea specimens have a small basiscopic lobe), commonly 24 × 3 cm (to 35 × 3.5 cm) with stalk 10 mm long, gradually narrowed to base and apex, usually entire; *main veins* 6–8 mm apart along costae, at 45° and upcurved, slender, cross-veins irregular, small veins slightly prominent when dried; both *surfaces* glabrous; *sori* small, on connected veins, mostly in 2 rather irregular rows between main veins with some additional ones especially towards the margin; indusia small, thin, glabrous, reniform.

Distribution — *Malesia*: Philippines, New Guinea; Solomons, Banks Is., Fiji.

Habitat — In lowland forest, several times reported on or near stream banks but apparently not a rheophyte; several New Guinea specimens were found on limestone.

Note — Young plants have simple fronds, the lamina to 25 × 4.5 cm and fertile. New Guinea plants often have a thicker caudex and larger fronds than those from the Philippines, also very dark basal scales; scales on Philippine plants are dull brown with paler filiform tips.

78. *Tectaria herpetocaulos* Holttum, Dansk Bot. Ark. 23, 2 (1965) 241; Gard. Bull. Sing. 34 (1981) 145. — Type: *B. Molesworth Allen 4454*, Perak, Cameron Highlands rd, 600 m (K).

Caudex long-creeping, 6–10 mm diameter when dried, bearing stipes c. 1.5 cm apart, scales 5 × 1 mm, base cordate, dark glossy with paler fragile edges; *stipe* 30–80 cm long, lightly flushed with red, glabrescent, scales near base as those of caudex but 10 mm long; *lamina* consisting of 1–4 pairs of pinnae and pinna-like apex; apex to 21 × 11 cm, entire, base cuneate, apex abruptly short-acuminate; *upper pinnae* sessile, to 21 × 6 cm with asymmetric base rounded on the basiscopic side; *basal pinnae* stalked, to 30 × 10 cm, asymmetric with a single basiscopic lobe to 20 × 6 cm (largest fronds may have 2 pairs of pinnae with basal lobes); *main veins* pale on lower surface, 8–10 mm apart along costae, at a wide angle and upcurved, cross-veins irregular; *lower surface* of costae and main veins bearing sparse short hairs, upper surface of costae densely short-hairy; *sori* mostly not on free veins in areoles, rather small, in a single row on each side of main veins but with additional ones irregularly between the rows; indusia thin, shrivelling but persistent.

Distribution — Thailand, Burma, Bangladesh; in *Malesia*: Malay Peninsula (Perak).

Habitat — Spreading over humus-covered rocks in steep rocky forest (type); some specimens from Thailand found on limestone.

79. *Tectaria taccifolia* (Fée) M.G. Price, Kalikasan 3 (1974) 175. — *Leptochilus taccifolius* Fée, Mém. Foug. 2 (1845) 89, t. 50. — *Gymnopteris taccifolia* (Fée) Presl, Epim. Bot. (1851) 151. — *Dendroglossa taccifolia* (Fée) Fée, Mém. Foug. 5. Gen. Filic. (1852) 80. — *Acrostichum taccifolium* (Fée) Hook., Sp. Fil. 5 (1864) 278, excl. all varieties. — *Hemigramma taccifolia* (Fée) Copel., Philipp. J. Sci. 37 (1928) 406; Fem Fl. Philipp. (1960) 318. — Type: *Cuming 357*, Mindoro (holotype not at RB; iso K).

Caudex short, suberect; fronds strongly dimorphous. *Sterile frond*: stipe 20–35 cm long (Cope-land); *lamina* to 36 cm long; pinnae one pair, to 22 cm long, 4.5 cm wide, narrowed to base and apex, margins ± sinuous, a basiscopic lobe 14 ×

3.5 cm arising 3 cm above its base; rest of frond lobed to a narrow wing on each side of the rachis, the lobes 3 pairs, narrowed at their bases, apex of lamina conform with the upper lobes, the basal lobes 21 × 4.5 cm with short basisopic lobules like the lobes of basal pinnae but shorter. *Fertile frond*: stipe to 50 cm long (Copeland); *lamina* to 30 cm long, divided as sterile frond but its lobes and pinnae not over 4 mm wide; pinnae of type 19 cm long with lobes 13 cm long; venation consisting of few narrow areoles, the veins bearing densely packed spongia throughout, so that the lower surface appears to be covered by them.

Distribution – *Malesia*: Philippines (Mindoro only).

80. *Tectaria decurrens* (Presl) Copel. in Elmer, *Leafl. Philipp. Bot.* 1 (1907) 234; Ching, *Sinensia* 2 (1931) 22; Backer & Posth., *Varenfl. Java* (1939) 73; Copel., *Fern Fl. Philipp.* (1960) 315; Molesworth Allen, *Gard. Bull. Sing.* 22 (1967) 177 with photo; Holttum, *Revis. Fl. Malaya ed. 2* (1968) 635; Sledge, *Kew Bull.* 27 (1972) 420; Holttum, *Gard. Bull. Sing.* 34 (1981) 139. — *Aspidium decurrens* Presl, *Reliq. Haenk.* (1825) 28; Bedd., *Handb. Ferns Brit. India* (1883) 219; Alderw., *Malayan Ferns* (1908) 247; Holttum, *Novit. Bot. Delect. Seminum Horti Bot. Univ. Carol. Prag.* 1968 (1969) 9. — *Sagenia decurrens* (Presl) T. Moore, *Index Filic.* (1857) lxxxvi; Racib., *Pteridop. Buitenzorg* (1898) 196. — Type: *Haenke s.n.*, Luzon (PRC).

Aspidium pteropus Kunze, *Bot. Zeitung (Berlin)* 4 (1846) 462; Mett., *Farngett. IV* (1858) 120. — *Sagenia pteropus* (Kunze) T. Moore, *Index Filic.* (1858) 89; Bedd., *Ferns S India* (1863) pl. 82. — Type: *Cuming 148*, Luzon (holotype lost; isotypes BM, K, L, SING, Z).

Cardiochlaena alata Fée, *Mém. Foug.* 5. *Gen. Filic.* (1852) 315. — Type: *Cuming 148*, Luzon (RB).

Sagenia mamillosa Moore, *Ill. Hort.* IV, 6 (1886) t. 598. — *Aspidium decurrens* var. *mamillosum* (Moore) Alderw., *Malayan Ferns* (1908) 247. — Type: *Cult. ex Moluccas* (K).

Aspidium heterodon Copel. in Perkins, *Fragm. Fl. Philipp.* (1905) 177, non Blume 1828. — Type: *Copeland 951*, Mindanao (MICH).

Asplenium alatum Ridley, *Trans. Linn. Soc. Lond.* 9 (1916) 225. — *Aspidium ridleyanum* Alderw.,

Malayan Ferns (1917) 505. — *Tectaria ridleyana* (Alderw.) C. Chr., *Index Filic. Suppl.* 3 (1934) 184. — Type: *C. B. Kloss s.n.*, W New Guinea, Mt Carstensz Exp. (K).

Tectaria peralata Copel., *Philipp. J. Sci.* 83 (1954) 98, t. 4. — Type: *Edaño PNH 12297*, Luzon (MICH; iso BM).

Aspidium macrophyllum auct. non Sw. (1806): Blume, *Enum. Pl. Javae* (1828) 144.

Caudex short, erect; *stipe* to 50 cm long, winged except in basal 2–10 cm, the wing 5–10 mm wide on each side distally, basal scales 10 mm long, 1.5–2 mm wide at their bases, firm, distal scales narrow; *lamina* thin, lobed, to 60 cm long, the lobes 2–7 pairs joined by a wing, sterile ones to 7 cm wide, fertile narrower and sometimes with sinuous or irregularly lobulate margins, basal lobes sometimes bilobate; main lateral veins in lobes c. 10 mm apart along the costa, prominent on the lower surface, smaller veins amply anastomosing in sterile fronds, fertile ones with closer main veins and smaller areoles; *lower surface* of costae and main veins minutely hairy, minute hairs also sometimes present between veins, narrow scales ± abundant on lower surface of rachis and sometimes on costae of lobes (such scales apparently rare in W Malesia); upper surface quite glabrous; *sori* in a row on each side of main veins in lobes of the frond, also on rachis-wings, on free veinlets in areoles, variably somewhat immersed with corresponding projections on the upper surface; indusia large (crumpled when old), glabrous, round or elliptic, sometimes apparently peltate but more usually attached along a line from the centre to the base; *spores* spinulose.

Distribution – Widely in tropical mainland Asia; *Malesia*: W Malay Peninsula (in Perak only), Philippines, New Guinea; in the Pacific eastwards to Tahiti.

Habitat – In forest at low and medium altitudes.

Note – Young plants collected by M.G. Price in Luzon have unlobed linear fronds to about 30 cm long; such fronds may be fertile, the smallest fertile ones seen 9 cm long.

Cytology – T.G. Walker found that three plants in New Guinea were diploids; Manton found tetraploids in Sri Lanka. Structural differences between diploid and tetraploid have not been established.

Possible hybrids – In the Philippines and in New Guinea are intermediates between this species and

T. repanda; they have narrow fertile pinnae decurrent to a narrow wing on the rachis and a short stipe-wing.

81. *Tectaria sulitii* Copel., Philipp. J. Sci. 81 (1952) 26; Fern Fl. Philipp. (1960) 313. — Type: *Sulit* PNH 8727, Mindanao, Bukidnon Prov., Mt Katanglad (MICH).

Tectaria loheri Copel., Philipp. J. Sci. 81 (1952) 25; Fern Fl. Philipp. (1960) 315. — Type: *Loher* s.n., 1945, Luzon, Rizal Prov., Montalban (UC).

Tectaria grandifolia auct., non *Aspidium grandifolium* Presl (1851): Copel., Fern Fl. Philipp. (1960) 314.

Stipe to more than 70 cm long, dark castaneous, distal part narrowly winged, basal scales to more than 3 mm wide; *lamina* to 110 cm long, pinnatisect throughout to a wing along the rachis, wing above lowest lobes 4 mm wide on each side, wider in distal part of frond; lobes many, closely placed, entire, to c. 30 × 6 cm (both sterile and fertile), basal ones with a large lobe on the basiscopic side; lower surface of rachis and costae minutely hairy, upper surface glabrous throughout; *veins* anastomosing as in *T. decurrens*, the main lateral veins mostly ± sinuous, smaller veins distinct but hardly prominent on dried fronds; *sori* in one row on each side of main veins, some on free veins in areoles; *indusia* reniform.

Distribution — *Malesia*: Philippines (Luzon, Panay, Negros, Mindanao).

Habitat — In forest, to 1200 m altitude.

Note — M.G. Price, who has seen living plants on Mt Makiling, regards this as a distinct species, in frond-form between *T. decurrens* and *T. crenata*. It differs from the former in the firmer texture of the narrow rachis-wing which extends only a short distance below the lowest lobes of the lamina, in the more numerous and closer lamina-lobes, darker stipe and rachis and broad stipe-scales. The type of *T. loheri* Copel., though consisting of an almost complete frond, is imperfectly developed; that of *T. sulitii* is much better and is therefore preferred; they were published simultaneously. There may be intermediates between *T. sulitii* and *T. crenata*.

82. *Tectaria tricuspis* (Bedd.) Copel., Sarawak Museum J. 2 (1917) 369. — *Aspidium tricuspis* Bedd., Handb. Ferns Brit. India, Suppl. (1892)

44; Alderw., Malayan Ferns (1908) 235. — Type: *Kunstler* 978, Gopeng, Perak (K).

Nephrodium everettii Baker, Kew Bull. (1896) 41. — *Aspidium everettii* (Baker) C. Chr., Index Filic. (1905) 73; Alderw., Malayan Ferns (1908) 241. — *Tectaria everettii* (Baker) C. Chr., Index Filic. Suppl. 3 (1934) 179. — Type: *Everett* s.n., Natuna Is. (K).

Tectaria clemensiae Copel., Brittonia 1 (1931) 73. — Type: *Clemens* 22078, Sarawak, Lundu (UC; iso K, NY).

Caudex short, erect; *stipe* usually winged in its distal part (wing 2–8 mm wide on each side in the type), basal scales to 10 mm long, 1.5 mm wide at base, firm and dark with paler margins; *lamina* on young plants trilobed, on mature plants consisting of a trilobed apical part decurrent by a narrow wing along the rachis which may or may not join with a pair of pinnae, lobes of pinnae usually wider in sterile than in fertile fronds; pinnae to 20 cm long, to 8 cm wide (sterile) or 4 cm (fertile), entire, acuminate, lacking basiscopic lobes, a small scaly bud sometimes present at base of costae on lower surface; *venation* similar in sterile and fertile fronds, forming many areoles containing branched free veinlets, the cross-veins between main veins very regular; *lower surface* of costae and main veins bearing sparse very short hairs, upper surface densely covered with thicker hairs; *sori* in 2 rows between cross-veins (4–5 irregular rows between main veins) on veins which surround areoles, some sori present also on rachis-wing; *indusia* reniform but when dried sometimes apparently peltate, bearing stiff hairs 0.3 mm long on their upper surface. — **Fig. 15e, f.**

Distribution — *Malesia*: Malay Peninsula (Perak, Natuna Is.), Borneo (Sarawak, Kalimantan).

Habitat — In forest at low altitudes.

Note — There is much variation in width of lobes and pinnae and of the rachis-wing in different specimens. Buds at the bases of lateral lobes (of trilobed fronds) or pinnae occur on the types of *A. tricuspis* Bedd. and *T. clemensiae* Copel..

83. *Tectaria schultzei* (Brause) C. Chr., Dansk Bot. Ark. 9, 3 (1937) 51. — *Polypodium schultzei* Brause, Bot. Jahrb. Syst. 49 (1912) 53. — *Pleopeltis schultzei* (Brause) Alderw., Malayan Ferns Suppl. (1917) 399. — Type: *Schultze* 263, E New Guinea, Sepik Prov., Augusta R. (B).

Caudex short-creeping; *stipe* to 40 cm long, winged except near its base, basal scales 10 mm long, less than 1 mm wide, their apices filiform, narrow scales \pm abundant above base of *stipe*; *lamina* to 75 cm long, consisting of an elliptic apex and up to 6 pairs of lobes connected by a wing which is 8–10 mm wide distally and 3–4 mm wide near base of frond, lobes to 30 \times 6 cm, narrowed towards their bases, lower ones more widely spaced; *main veins* in lobes connected by rather regular outwardly curved cross-veins, the areoles between them forming a very fine reticulum; *lower surface* of costae short-hairy, small scales sometimes present, short hairs also present on veins and very short slender ones between veins; *sori* very numerous, consisting of few sporangia, exindusiate, scattered irregularly on the smaller veins. — **Fig. 15d.**

Distribution — *Malesia*: New Guinea.

Habitat — In forest at low altitudes, to 900 m.

84. *Tectaria vasta* (Blume) Copel., Philipp. J. Sci. 2 (1907) Bot. 411; Backer & Posth., Varenfl. Java (1939) 74; Holttum, Revis. Fl. Malaya 2 (1955) 512; Gard. Bull. Sing. 34 (1981) 140. — *Aspidium vastum* Blume, Enum. Pl. Javae (1828) 142; Bedd., Handb. Ferns Brit. India (1883) 212; Alderw., Malayan Ferns (1908) 247. — Type: *Blume s.n.*, Java (L 908,303-155).

Aspidium alatum Hook. & Grev., Icon. Filic. (1831) t. 184; Hook., Sp. Fil. 4 (1862) 47. — *Sagenia alata* (Hook. & Grev.) Bedd., Ferns Brit. India (1866) pl. 169. — Type: *Wallich 378*, Sylhet (K).

Tectaria decurrenti-alata Ching & Wang, Acta Phytotax. Sin. 19 (1981) 126. — Type: *Yunnan Complex Exp. 931*, Yunnan, Jenping (PE).

Caudex erect or suberect; *stipe* to 45 cm long, winged almost to its base, the wing to 10 mm wide on each side, near base densely scaly on abaxial side, largest scales to 20 \times 2 mm, very firm, very narrow scales present on adaxial side; *lamina* to 80 cm long, lobed to a wing on each side of the rachis (wing widest distally), lobes pinna-like, 1–6 pairs, largest 30 \times 7 cm, entire, short-acuminate, the basal ones sometimes with a narrowly acuminate basiscopic lobe; *veins* amply anastomosing; *lower surface* of costae and main veins variably short-hairy, upper surface of costae glabrous or

with sparse very short hairs; *sori* small, numerous, rather irregularly arranged on veins which surround areoles; indusia distinct, thin, \pm reniform, their margins usually short-fringed when young.

Distribution — Assam and W Yunnan southwards to Burma and Thailand; *W Malesia*.

Habitat — In lowland forest.

Note — The type of *T. decurrenti-alata* is an unusually large specimen but not much larger than some from Assam and does not differ appreciably in other ways.

85. *Tectaria grandidentata* (Cesati) Holttum, Revis. Fl. Malaya 2 (1955) 514. — *Polypodium dilatatum* var. *grandidentatum* Cesati, Atti Accad. Sci. Fis. Napoli 7, no 8 (1876) 27. — *Polypodium grandidentatum* (Cesati) Baker, Ann. Bot. (London) 5 (1891) 479; Alderw., Malayan Ferns (1908) 661. — *Pleopeltis grandidentata* (Cesati) Alderw., Malayan Ferns Suppl. (1917) 397. — Type: *Beccari*, Sarawak, G. Matang (FI; K).

Dictyopteris carinata Alderw., Bull. Jard. Bot. Buitenzorg II, 28 (1918) 18. — *Tectaria carinata* (Alderw.) C. Chr., Index Filic. Suppl. 3 (1934) 178. — Type: *Brooks 370*, Sumatra, Lebong Tandai (BO; iso BM).

Fronds of *young plants* lanceolate with undulate margins, the lamina c. 20 \times 2.5 cm on a slender *stipe* 8 cm long, successive fronds longer and more deeply lobed, the lobes decrescent both towards base and apex; *mature plants* with short erect *caudex*, *stipes* to 60 cm long, their upper part winged, a deeply lobed *lamina* to c. 85 cm long, lower lobes a little decrescent and gradually more widely spaced than the upper ones, the rachis-wing c. 5 mm wide each side at the base, 10–15 mm distally; *largest lobes* c. 20 \times 3 cm, hardly narrowed at their base, very gradually narrowed distally, margins entire near the base, minutely crenate-dentate distally; *venation* prominent on both sides when dried, forming many areoles between main veins; *lower surface* of costae and veins bearing minute hairs, upper surface quite glabrous; *sori* small, numerous, exindusiate, irregularly scattered, mostly on connected veins, rarely terminal on free veinlets in areoles; branched paraphyses as long as the sporangia present; spores with translucent wing and few cross-wings.

Distribution — *Malesia*: Sumatra, Malay Peninsula, Borneo (Sarawak).

Habitat — On rocks in forest, not on stream banks; fronds of mature plants pendulous.

86. *Tectaria beccariana* (Cesati) C. Chr., Index Filic. Suppl. 3 (1934) 177; C. Chr., Dansk Bot. Ark. 9, 3 (1937) 51; Copel., Philipp. J. Sci. 78 (1951) 419; Fern Fl. Philipp. (1960) 308.

— *Polypodium beccarianum* Cesati, Rendiconti Reale Accad. Sci. Fis. (Napoli) (1877) 30. — *Aspidium beccarianum* (Cesati) Diels in E. & P., Nat. Pflanzenfam. I, 4 (1899) 186, non Baker 1886. — *Dictyopteris beccariana* (Cesati) Alderw., Malayan Ferns (1908) 515. — Type: *Beccari s.n.*, W New Guinea (FI; iso K).

Aspidium bryantii Copel. in Perkins, Fragm. Fl. Philipp. (1905) 175. — *Tectaria bryantii* (Copel.) Copel., Philipp. J. Sci. 2 (1907) Bot. 412. — *Dictyopteris bryantii* (Copel.) Alderw., Malayan Ferns (1908) 514. — Type: *Copeland 82*, Negros Is. (MICH, not seen).

Aspidium bolsteri Copel., Philipp. J. Sci. 1 (1906) Suppl. 252; *ibid.* 2 (1907) Bot. 412. — *Dictyopteris bolsteri* (Copel.) Alderw., Malayan Ferns (1908) 519. — Type: *Bolster 305*, Mindanao (MICH).

Polypodium ingens Brause, Bot. Jahrb. Syst. 56 (1920) 200. — Type: *Ledermann 6582*, E New Guinea, Sepik Prov. (B).

Aspidium vastum forma *laetior* Alderw., Nova Guinea 14 (1924) 7. — Type: *H. J. Lam 933*, W New Guinea, Mamberamo R. (BO; iso L).

Tectaria celebica C. Chr., Bot. Jahrb. Syst. 66 (1933) 49. — Type: *Kjellberg 418*, SE Celebes (S; BO).

Very near *Tectaria vasta* (Blume) Copel., differing in firmer texture of fronds with all veins prominent on lower surface, wider wing on stipe (to 2 cm wide on each side) and rachis, wider lamina-lobes on largest fronds (to 10 cm wide), basal ones of large fronds always with a large basisopic lobe, sori exindusiate or rarely with very small indusia. — **Fig. 16f, g.**

Distribution — *Malesia*: Borneo (Sabah), Philippines (Luzon, Negros, Samar, Mindanao), SE Celebes, widely in New Guinea.

Habitat — In forest at low to medium altitudes.

Notes — The relationship of this species to *T. vasta* needs experimental study. The widely distributed indusiate *T. vasta* must be the more primitive of the two; it does not occur in Taiwan, so

that the Philippine *T. beccariana* may be an eastern development from *T. vasta* in Vietnam. In Sabah are possible hybrids between the two species.

The type of *T. celebica* is an immature plant; the lamina of its largest frond is 50 × 9 cm with entire or subrepand margins, fertile, with sori as in *T. beccariana*.

87. *Tectaria novoguineensis* (Rosenst.) C. Chr., Index Filic. Suppl. 3 (1934) 182. — *Aspidium novoguineense* Rosenst., Meded. Rijks-herb. 31 (1917) 4. — Type: *Zippel s.n.*, W New Guinea (L 908,302-327).

Caudex short, erect or suberect; *stipe* to 17 cm long, very dark, minutely hairy throughout, basal scales 5 mm long, very narrow; *lamina* simple, of young plants ovate-acute with deeply cordate base and irregularly shallowly lobed margin, of mature plants firm, 3-lobed to sub-5-lobed, to 12 cm long from top of stipe to apex and 11 cm wide, the lobes obtuse, irregularly slightly lobulate; both *surfaces* bearing many short slender erect hairs throughout; *sori* on free veinlets in areoles, rather large, irregularly arranged; indusia hairy.

Distribution — *Malesia*: New Guinea; 2 collections.

Habitat — The second collection is from crevices in limestone on the north coast, near the border between W Irian and Papua New Guinea (*Croft 1600*). The type was probably also from limestone (some other Zippel collections certainly are).

88. *Tectaria johannis-winkleri* (C. Chr.) C. Chr., Index Filic. Suppl. 3 (1934) 180. — *Aspidium johannis-winkleri* C. Chr., Mitt. Inst. Allg. Bot. Hamburg 7 (1928) 149. — Type: *Hans Winkler 849*, Kalimantan, Bidang Menabai (HGBG).

Caudex short, suberect, its apex covered with narrow light brown scales; *stipe* very dark, glabrous, 25 cm long; *lamina* to 20 cm long and wide, its base subcordate, near base lobed halfway to the costa, less deeply distally, lobes subcaudate, the lowest largest and sometimes with a basisopic acuminate lobule; *lower surface* rather densely covered with rufous hairs 0.2 mm long which are more dense near the margin, upper surface glabrous except near the margin; *sori* small, irregularly scattered, mostly not on free veinlets; indusia firm,

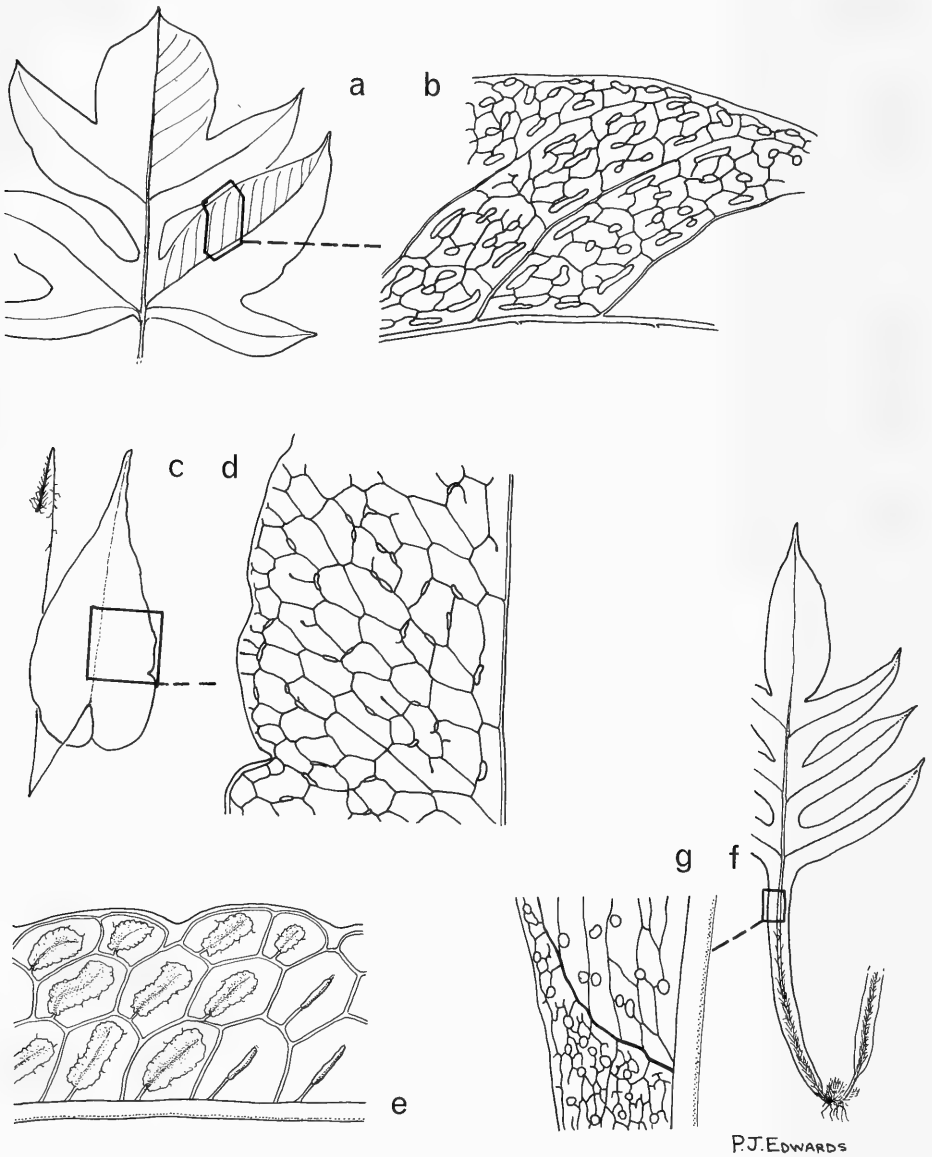


Fig. 16. *Tectaria christovalensis* (C. Chr.) Alston. a. Outline of a fertile frond, $\times 0.22$; b. detail of a, showing pattern of sori mostly on free veins in areoles, $\times 2.2$. — *T. inopinata* Holttum. c. Outline of a frond, $\times 0.4$; d. detail of c, showing few simple included veinlets in costal areoles, $\times 1.7$. — *T. kehdingiana* (Kuhn) M.G. Price. e. Portion of a fertile frond, with indusia removed on right side, $\times 2.6$. — *T. beccariana* (Cesati) C. Chr. f. Outline of frond, $\times 0.16$; g. detail of soral pattern in rachis-ring, $\times 1.7$ (a, b: von Mueller coll. 1879; c, d: Matthew s.n., 29-11-1912; e: Boden Kloss 14766; f, g: Millar & Holttum NGF 15863).

dark, persistent, subpelate, bearing a few hairs like those on the lower surface between veins.

Distribution — *Malesia*: Borneo (known only from the type).

Habitat — In forest at 650 m, 'epiphyte' (collector's label, but no other *Tectaria* species are thus reported).

89. *Tectaria nitens* Copel., Philipp. J. Sci. 56 (1935) 475, t. 6 — Type: *Clemens 40652*, Sabah, Mt Kinabalu (holotype PNH destroyed; iso MICH).

Caudex short, suberect, its apex densely covered with mid-brown narrow scales 5 mm long; *stipe* 20 cm long, very dark, glossy; *lamina* ovate in outline, to 18 × 12 cm, base deeply cordate with the basal lobes overlapping, near base lobed 1/3 towards the midrib, distally less deeply, the lobes contiguous, larger ones falcate and abruptly subcaudate; *lower surface* quite glabrous, upper surface with some short hairs near the margin; *sori* irregularly arranged, not on free veins in areoles; *indusia* persistent, entire, reniform to peltate.

Distribution — *Malesia*: Borneo (known only from the type).

Habitat — Jungle hillside under cliff, 1200 m.

90. *Tectaria stalactica* M.G. Price, Kalikasan 3 (1974) 116, f. 2 — Type: *M.G. Price 2266*, Luzon, Cagayan Prov. (MICH; iso K).

Caudex short with tufted stipes; *stipe* to 40 cm long, atropurpleous; basal scales to 12 × 2 mm, margins conform; *lamina* deltoid in outline, to 35 cm long and 30 cm wide at its base, deeply 3–5-lobed, the basal lobes with basal basicopic lobes on the largest fronds; *apical lobe* narrowly acuminate, its margins sinuous on small fronds, lobulate with acuminate lobules on large fronds, basal lobes similar, their apices upcurved; *costae* beneath dark at their bases, paler distally, main veins slender, slightly prominent, at c. 45°, almost straight, smaller veins very slender and not prominent; *both surfaces* glabrous except for a few hairs near base of the midrib on the upper surface; *sori* rather irregularly arranged, irregular in outline, not on free veins in the areoles; *indusia* thin, small, persistent, with a fringe of short slender hairs and some on the upper surface, the hairs rarely conspicuous.

Distribution — *Malesia*: Philippines (type locality only).

Habitat — On dripping limestone cliffs, the fronds pendulous.

91. *Tectaria palmata* (Mett.) Copel., Sarawak Museum J. 2 (1917) 369. — *Aspidium palmatum* Mett., Ann. Mus. Bot. Lugd.-Bat. 1 (1864) 238; Alderw., Malayan Ferns (1908) 247. — Lectotype (selected here): *Korthals s.n.*, Kalimantan (L 916,68-77).

KEY TO THE VARIETIES

- 1a. Fertile fronds isomorphous with sterile ones, or nearly so, their lower surface glabrous between veins 2
- b. Fertile fronds much contracted, their lower surface bearing many hairs between veins
 - d. var. **dimorpha**
- 2a. *Indusia* distinct on all sori 3
- b. *Indusia* very small, hidden by sporangia, or lacking c. var. **platanifolia**
- 3a. *Costae* densely short-hairy on upper surface
 - a. var. **palmata**
- b. *Costae* glabrous on upper surface
 - b. var. **sumatrana**

a. var. **palmata**

Caudex suberect with tufted stipes, its scales narrowed distally; *stipe* very dark, minutely hairy (glabrescent), to 45 cm long, longer on fertile than on sterile fronds; *lamina* on young plants (sometimes fertile) elongate, unlobed, with cordate base and acuminate apex, on mature plants deeply 5-lobed, to c. 20 cm long and wide, the lobes entire, acuminate, a scaly bud present near the base on the upper surface; *costae* beneath minutely hairy near their bases, densely short-hairy on the upper surface; *sori* numerous, small, either on veins surrounding areoles or on free veinlets in areoles; *indusia* less than 1 mm diameter, reniform, persistent, with minutely papillose margins.

Distribution — *Malesia*: Borneo (Central & SE Kalimantan).

b. var. *sumatrana* Holttum, Blumea 35 (1991) 554. — Type: *Lörzing 14739*, N Sumatra, G. Sibajak, 850 m (BO).

Differs from the typical variety in the costae being entirely glabrous and lightly sulcate above.

Distribution – *Malesia*: Sumatra (known only from the type).

c. var. *platanifolia* (Mett.) Holttum, *Blumea* 35 (1991) 554. — *Aspidium platanifolium* Mett., *Ann. Mus. Bot. Lugd.-Bat.* 1 (1864) 239; Alderw., *Malayan Ferns* (1908) 235. — *Tectaria platanifolia* (Mett.) Copel., *Sarawak Museum J.* 2 (1917) 369. — Type: *Wallace s.n.*, Borneo (holotype destroyed; iso K).

Aspidium angulatum auct.: Hook., *Sp. Fil.* 4 (1862) 44, p.p.

Differs from var. *palmata*: sori much smaller and more numerous, exindusiate or with very small indusia hidden by sporangia, those on veins near costae sometimes a little elongate or confluent.

Distribution – *Malesia*: Borneo (Sarawak, many collections; E Kalimantan).

Habitat – In lowland forest, in some cases reported from wet ground.

d. var. *dimorpha* Holttum, *Blumea* 35 (1991) 554. — Type: *K. Iwatsuki et al. B-980*, E Kalimantan, Tabang (K; KYO).

Differs from the typical variety in the stipe being up to 20 cm long and in the contracted fertile fronds clothed with many 0.5 mm long or longer hairs between the veins.

Distribution – *Malesia*: Borneo (known only from the type locality).

Habitat – In wet ground by stream in shade; altitude 100–150 m.

Notes — The indusia of var. *dimorpha* are rather smaller than those on specimens of var. *palmata* and have papillae on the upper surface as well as on the margins; the sori are close together on the contracted lamina.

In both var. *platanifolia* and var. *dimorpha* a scaly bud is sometimes present at the base of the lamina, on the upper surface of the costa; such buds have not been seen in var. *palmata*.

92. *Tectaria filisquamata* Holttum, *Blumea* 35 (1991) 550. — Type: *T. Lobb 259*, Java (K; iso BM).

Caudex short, erect, its apex covered with narrow scales which have filiform apices each consist-

ing of a row of 10 or more cells; *stipe* to 18 cm long, slender, mid-castaneous, glabrous; *lamina* of fronds of young plants elongate and slightly trilobed, its margins \pm sinuous distally, of mature plants subequally trilobed, to 14 cm long, base shortly cordate, lobes entire, acuminate, midlobe to 5.5 cm wide, lateral lobes to 3 cm; *lower surface* bearing very short slender hairs throughout between veins, upper surface glabrous including costae of lobes; *main veins* of midlobe 8–10 mm apart along the costa, at a wide angle, slender, small veins forming areoles between them distinct but not prominent; *sori* small, irregularly scattered, mostly not on free veins in areoles, occasionally \pm elongate, exindusiate.

Distribution – *Malesia*: Java, known from *Lobb 258 & 259* only.

Note – Thomas Lobb collected for Veitch in W Java in 1845–46; if these specimens in fact came thence, the species is now perhaps extinct.

93. *Tectaria microchlamys* Holttum, *Blumea* 35 (1991) 553. — Type: *J.R. Croft 1115*, Manus Is. (K; iso LAE).

Caudex short, erect or suberect; *stipe* dark castaneous, minutely hairy, to at least 22 cm long, basal scales to 7 mm long, not hair-pointed; *lamina* thin, to 28 cm long, deeply trilobed, its base not cordate, midlobe to 7 cm wide, narrowed to 1.2 cm at its base, lateral lobes to 18 \times 5 cm, entire, short-acuminate; *smaller veins* concolorous on both surfaces, \pm prominent; no *bud* present at base of frond; *lower surface* of costae and main veins minutely hairy, very short hairs variably present between veins, upper surface glabrous; *sori* small, mostly not on free veins in areoles, sometimes a little elongate; *indusia* very small and apparently variable in shape, bearing many unicellular acicular hairs.

Distribution – *Malesia*: New Guinea (known only from the type collection).

Habitat – On vertical clay bank in lowland forest; fronds horizontal or pendulous.

Note – Young plants have an almost evenly elliptic lamina with rounded apex and broadly cuneate base (those seen 3.9 \times 2.5 cm).

94. *Tectaria subtriloba* Holttum, *Blumea* 35 (1991) 556. — Type: *Hennipman 5859*, SE Celebes between Soroako and Malili (L; iso K).

Caudex short, erect, its apex covered with narrow shortly hair-pointed scales 5 mm long; *stipe* atrocastaneous, minutely hairy, of sterile fronds to 23 cm long, of fertile to 42 cm; *sterile lamina* very firm, rather narrowly ovate, acute, to 14.5 cm long, its base cordate, with a short acute lobe on each side near the base, width above the lobes 9.5 cm; fertile lamina similar in shape but somewhat smaller; *lower surface* of costae and main veins sparsely minutely hairy, between veins glabrous; upper surface of costae densely short-hairy, fewer hairs on main veins; *sori* small, abundant, irregularly scattered, exindusiate, often on veinlets in areoles but also on veins surrounding areoles, often \pm elongate or coalescent.

Distribution — *Malesia*: Celebes (known only from the type collection).

Habitat — Ultrabasic area, roadside on forest margin near a small waterfall.

95. *Tectaria christovalensis* (C. Chr.) Alston, J. Bot. 77 (1939) 290, excl. syn. *Aspidium pentaphyllum* Alderw. — *Polypodium christovalense* C. Chr., Index Filic. (1905) 516, new name for *Gymnogramma palmata* Baker, Syn. Fil. (1868) 389, not *Polypodium palmatum* Blume 1828. — Type: *Milne 508*, Solomon Is., San Cristobal (K).

Campylogramma pteridiformis Alderw., Bull. Jard. Bot. Buitenzorg II, 24 (1917) 1; Nova Guinea 14 (1924) 10, t. 1, f. A. — Type: *Thomsen 651*, W New Guinea, Mamberamo R. (BO; iso L).

Tectaria diversisora Copel., Philipp. J. Sci. 30 (1926) 328. — Type: *C. King 470*, Papua New Guinea, Hydrographers Range (MICH).

Caudex short, erect; *stipe* of fertile fronds to 35 cm long, of sterile shorter, very dark, glabrescent; basal scales to 7 mm long, firm, not hair-pointed; *lamina* firm, commonly to 15 cm long (largest seen 25 cm), very deeply trilobed, the lateral lobes, especially on fertile fronds, usually with small basiscopic lobules of variable size, base of lamina not cordate; apical lobe of fertile fronds commonly 3–4 cm wide, of sterile variably wider; a *scaly bud* often present near the base of a lateral costa on the lower surface; *small veins* concolorous on lower surface, sometimes hardly distinct though evident by transmitted light; *lower surface* glabrous; upper surface of costae densely short-hairy near their bases, less so distally; *sori* mostly on free

veins in areoles, exindusiate, often \pm elongate or confluent. — **Fig. 16a, b.**

Distribution — *Malesia*: New Guinea; Solomon Is. (San Cristobal, Malaita).

Habitat — In lowland forest, sometimes on steep slopes; on limestone in Malaita Is.

Note — In Herb. Kew is a specimen from New Ireland which has the apical lobe deeply trilobed, agreeing in other respects.

96. *Tectaria minuta* Copel., Philipp. J. Sci. 30 (1926) 328. — Type: *C. King 493*, Papua New Guinea, Hydrographers Range (MICH).

Caudex short, suberect, scales narrow, to 3 mm long; *stipe* to 4.5 cm long, slender, dark, minutely hairy; *lamina* firm, ovate, base cordate, apex rounded, margins broadly crenate, to 4 cm long and 2.7 cm wide; both *surfaces* glabrous, including upper surface of costa; *main veins* not prominent, not reaching margin, smaller veins forming areoles with few included veinlets; *sori* sparse, some at the ends of veinlets in areoles; indusia round-reniform, persistent.

Distribution — *Malesia*: New Guinea (known only from the type).

Note — The type consists of one plant bearing a tuft of about 10 fronds, several of the larger ones fertile and similar in size.

97. *Tectaria labrusca* (Hook.) Copel., Philipp. J. Sci. 2 (1907) Bot. 410. — *Polypodium labrusca* Hook., Sp. Fil. 5 (1863) 73, t. 285B, p. p.; Baker, Syn. Fil. (1868) 361, p. p. — Lectotype (selected here): *T. Lobb s.n.*, 1857, Sarawak (specimen named by Hooker, K).

Nephrodium vitis Racib., Bull. Int. Acad. Sci. Cracovie (1902) 60. — *Sagenia vitis* (Racib.) Christ, Ann. Jard. Bot. Buitenzorg 20 (1905) 108. — *Aspidium vitis* (Racib.) C. Chr., Index Filic. (1905) 97. — *Dictyopteris vitis* (Racib.) Alderw., Malayan Ferns (1908) 516. — Type: Cult. Hort. Bog. ex Borneo (KRA; iso BO).

Caudex suberect or partly decumbent; *stipe* 20–40 cm long, dark castaneous, minutely hairy at the base, basal scales to 8 mm long, narrow, with long slender tips; *lamina* broadly ovate, its base strongly cordate, apex very shortly apiculate, margins broadly and shallowly lobed (rarely distinctly trilobed) to sinuous, largest seen 18 \times 12 cm,

smallest fertile 9 × 7 cm; *main veins* prominent on both surfaces, distinct to the margin, rather widely spaced, smaller veins forming many areoles with included veinlets; *lower surface* densely covered with slender erect hairs 0.5 mm or more long between veins, the hairs brownish when dried, upper surface more sparsely hairy; *sori* small, exindusiate, sometimes a little elongate, mostly on free veinlets in areoles.

Distribution – *Malesia*: Borneo (Sarawak and Kalimantan).

Habitat – On limestone, in rock crevices.

Notes – Hooker received two collections of specimens from limestone in Sarawak made by Thomas Lobb in 1857. They are mounted on separate sheets and evidently Lobb recognized them as distinct. But Hooker included both in one species; his t. 285B shows a frond from each sheet. He wrote the name *Polypodium labrusca* on one sheet only; which is now marked as lectotype; the specimens on the other sheet represent *T. brooksii*. Hooker omitted reference to hairs on the fronds, but Baker (1868) stated that the fronds are glabrous, thus misleading Raciborski who gave the new name *Nephrodium vitis* to a specimen of the true *T. labrusca* and was copied by Alderwerelt. See further comment under *T. brooksii*.

Probable hybrid: *M. Kato et al. B5492* from Kalimantan has almost entire fronds, as in *T. brooksii* and shorter and more sparse hairs on the lower surface than in *T. labrusca*; it looks like a hybrid. The two species grow together, as noted by Brooks.

98. *Tectaria brooksii* Copel., Philipp. J. Sci. 6 (1911) Bot. 137, pl. 20b. — *Aspidium brooksii* (Copel.) C. Chr., Index Filic. Suppl. 1 (1913) 7. — *Dictyopteris brooksii* (Copel.) Alderw., Malayan Ferns Suppl. (1917) 322. — Type: *C. J. Brooks 26a*, Bidi, Sarawak (MICH; iso BM).

Polypodium labrusca auct.: Baker, Syn. Fil. (1868) 361, p.p. — *Aspidium labrusca* auct.: Racib., Bull. Int. Acad. Sci. Cracovie (1902) 61. — *Dictyopteris labrusca* auct.: Alderw., Bull. Dép. Agric. Ind. Néerl. 18 (1908) 16, excl. var. *ternata*; Malayan Ferns (1908) 517, excl. var.

Caudex short, erect or suberect; *stipe* dark near its base, less so distally, commonly 15 cm long, basal scales to 5 mm long and to almost 1 mm wide at base; *lamina* firm to rigid, simple, broadly ovate with strongly cordate base, apex short-acumi-

nate, margins entire or irregularly slightly sinuous, commonly 8 × 5 cm, largest seen 17 × 10.5 cm, rarely ± trilobed; *main veins* sinuous, hardly prominent, upcurved; *lower surface* glabrous, upper surface of costa variably short-hairy, at least near the base of the lamina; *sori* irregularly scattered, mostly punctate but often ± elongate or confluent, exindusiate, on both free veinlets in areoles and on veins surrounding areoles.

Distribution – *Malesia*: Borneo, S & Central Celebes, E New Guinea.

Habitat – On limestone, at 0–1200 m, in rock crevices, sometimes growing with *T. labrusca*.

Note – See comment under *T. labrusca*. Copeland (l.c. 1911) was the first person to note that *Aspidium labrusca* sensu Hook. (1864) was based on specimens of two species; he distinguished between them in the brief diagnosis of his species.

99. *Tectaria inopinata* Holttum, Blumea 35 (1991) 551. — Type: *A. C. Jermy & J. M. Rankin J 15324*, Sabah, near Tenom, 2200m (BM).

In shape of *lamina* very near *T. brooksii* Copel., but thinner; basal scales to 8 mm long, very narrowly attenuate; *largest lamina* seen 16 cm long from attachment to stipe to the rather narrowly acuminate apex; *free veinlets* lacking in costal and costular areoles and very few, unbranched, in other areoles; *sori* exindusiate, irregular, nearly all ± elongate along veins, those on the outer veins of costal areoles longest. — **Fig. 16c, d.**

Distribution – *Malesia*: Borneo, known only from the type locality (two collections) and from G. Matang, Sarawak.

Habitat – In forest, not on limestone, on sloping ground.

100. *Tectaria zollingeri* (Kurz) Holttum, comb. nov. — *Hemionitis zollingeri* Kurz, Natuurk. Tijdschr. Ned. Ind. 27 (1864) 16; J. Asiat. Soc. Bengal 39, 2 (1870) 90, pl. 5. — *Syngramma zollingeri* (Kurz) Diels in E. & P., Nat. Pflanzenfam. I, 4 (1899) 257. — *Hemigramma zollingeri* (Kurz) Christ, Philipp. J. Sci. 2 (1907) Bot. 170, excl. spec. Philipp.; Alderw., Malayan Ferns (1908) 831, excl. spec. Philipp. — Type: *Zollinger s.n.*, Cult. Hort. Bog. (not seen).

Hemigramma latifolia auct.: Backer & Posth., Varenfl. Java (1939) 79; Copel., Fern Fl. Philipp. (1960) 371, p.p.

Caudex short, erect; fronds very dimorphous. *Sterile frond*: stipe commonly less than 5 mm long (to c. 30 mm); lamina commonly to 15 × 6 cm (largest seen 24 × 7 cm), base ± cordate where stipe is short, cuneate where stipe is longer, margins entire or ± sinuous, not deeply lobed, apex obtuse; all small veins distinct on both surfaces; both surfaces quite glabrous. *Fertile frond*: stipe to 15 cm long, ± persistently scaly, scales thin, light brown, to 7 mm long and 0.5 mm wide; lamina to 12 cm long, commonly 8 mm wide, very gradually narrowed to base and to apex; margins often ± sinuous; very narrow scales present on lower surface of costa; *venation* much reduced and lacking included veinlets in areoles, the main veins very oblique, connected by simple cross-veins; *sori* spreading all along cross-veins.

Distribution — *Malesia*: Java, SW Celebes, Moluccas (Tanimbar Is., Ambon).

Habitat — On steep earth banks in shaded places, especially near streams, at low altitudes.

101. *Tectaria hilocarpa* (Fée) M.G. Price, *Kaliksaan* 3 (1974) 175; Holttum, *Gard. Bull. Sing.* 39 (1986) 154, pl. 1. — *Leptochilus hilocarpus* Fée, *Mém. Foug.* 2 (1845) 87, pl. 48, f. 1. — Type: *Gaudichaud s.n.*, Voy. Bonite, Manila (P).

Gymnopteris latifolia Goldm., *Nov. Actor. Acad. Caes. Leop. Nat. Cur. Suppl.* 1 (1843) 460; Presl, *Epim. Bot.* (1851) 150 [non *Tectaria latifolia* (G. Forster) Copel. 1907]. — *Leptochilus latifolius* (Goldm.) C. Chr., *Index Filic.* (1905) 386. — *Hemigramma latifolia* (Goldm.) Copel., *Philipp. J. Sci.* 2 (1907) Bot. 406; *ibid.* 3 (1908) Bot. 31, pl. 1; *Fern Fl. Philipp.* (1960) 317, excl. *Hemionitis zollingeri* et nom. cogn. — Type: *Meyen s.n.*, Luzon, Rizal Prov. (B).

Leptochilus subquinquefidus Fée, *Mém. Foug.* 2 (1845) 88, pl. 49. — *Dendroglossa subquinquefida* (Fée) Fée, *Mém. Foug. 5. Gen. Filic.* (1852) 80, pl. 7, f. B1. — Type: *Cuming 3*, Luzon (RB; iso K).

Gymnopteris trilobata J. Sm. ex Hook., *Icon. Pl.* 10 (1854) t. 7. — Lectotype (selected here): *T. Lobb s.n.*, Luzon (K).

Hemionitis gymnopteroidea Copel. in Perkins, *Fragm. Fl. Philipp.* (1905) 183, incl. forma *major*. — Lectotype (selected here): *Merrill 3113*, Luzon (US).

Hemigramma zollingeri (Kurz) Christ var. *major* Christ, *Philipp. J. Sci.* 2 (1907) Bot. 170. — Specimens cited not seen.

Closely related to *T. zollingeri*, differing as follows: *lamina* of sterile fronds of larger plants variably ± deeply lobed, sometimes very deeply, with lamina to 30 cm long having several pairs of lobes to 14 × 3.5 cm connected by a narrow wing along the midrib, the wing decurrent below the lowest lobes; lower surface of midrib of frond, costae of lobes and main veins always bearing many short hairs; *lamina* of simple fertile fronds to 3 mm wide and up to 15 cm long, larger fertile fronds irregularly lobed as sterile, the lobes commonly 3 mm wide (intermediates between sterile and fertile fronds, with wider lobes, may occur).

Distribution — *Malesia*: N Borneo, Philippines (Luzon, Leyte, Panay, Mindanao).

Habitat — On damp clay banks in shade, low country (C.G. Matthew).

Note — Under *Hemionitis gymnopteroidea* Copeland briefly described forma *major*, based on a plant with large simple sterile fronds, *Copeland 1398*, of which no specimens now exist (M.G. Price). Christ's new name *Hemigramma zollingeri* var. *major* was based on Copeland's *Hemionitis gymnopteroidea* forma *major*, but Christ described deeply lobed fronds and cited other specimens.

102. *Tectaria kehdingiana* (Kuhn) M.G. Price, *Brit. Fern Gaz.* 19 (1972) 262. — *Luerssenia kehdingiana* Kuhn in Luerssen, *Bot. Centralbl.* 11 (1882) 77; Diels in E. & P., *Nat. Pflanzenfam.* I, 4 (1899) 180, f. 93A, B; Alderw., *Malayan Ferns* (1908) 233. — *Aspidium kehdingianum* (Kuhn) Christ, *Farnkr. Erde* (1897) 235. — Type: *Kehding 2991*, NE Sumatra, Langkat (B; iso SING).

Caudex short, erect; fronds strongly dimorphous. *Sterile frond*: stipe c. 5 cm long, basal scales less than 1 mm wide; lamina to 35 × 5 cm, widest above the middle, narrowed very gradually towards the base, apex hardly acuminate; main veins hardly prominent on the lower surface, always ± sinuous, free veinlets present in areoles between them; both surfaces glabrous. *Fertile frond*: stipe c. 25 cm long, lamina to 25 × 2 cm; veins forming 3 rows of ± hexagonal areoles between midrib and margin, one free vein in each areole; *sori* on free veins in

areoles; *indusia* elliptic in outline, c. 3–4 × 2 mm when young, firm and persistent. – **Fig. 16e.**

Distribution – *Malesia*: Sumatra (NE and Mentawi Is.).

Habitat – Low altitude; no details.

103. *Tectaria pandurifolia* (C. Chr.) C. Chr., Index Filic. Suppl. 3 (1934) 183. — *Aspidium pandurifolium* C. Chr., Mitt. Inst. Allg. Bot. Hamburg 7 (1928) 149. — Type: *Hans Winkler 367*, W Kalimantan, Lebang Hara (BM).

Fronds simple, differing from those of *T. singaporeana* as follows: *caudex* perhaps not erect; un-winged stipes of fertile fronds to 4 cm long; *lamina* of fertile fronds c. 30 cm long, 10–13 cm wide, abruptly narrowed near the base to a wing 1–2 cm wide on each side of the midrib; upper surface of *midrib* densely short-hairy, fewer similar hairs on main veins.

Distribution – *Malesia*: Borneo (known from the type only).

Habitat – In forest at 180 m altitude.

104. *Tectaria singaporeana* (Hook. & Grev.) Copel., Sarawak Museum J. 2 (1917) 368; Holttum, Revis. Fl. Malaya 2 (1955) 512. — *Aspidium singaporeanum* Hook. & Grev., Icon. Filic. (1827) t. 26; Bedd., Ferns Brit. India (1866) t. 168; Handb. Ferns Brit. India (1883) 212; Alderw., Malayan Ferns (1908) 235. — Type: *Wallich s.n.*, Singapore (E; iso K).

Caudex erect, to 10 cm tall; fronds somewhat dimorphous; *stipe* of sterile fronds commonly to 10 cm long, of fertile ones to 25 cm, basal scales

8 mm long, mid-castaneous, narrow, rather closely fringed when young; *lamina* simple, widest about 1/3 from the base, sterile to 40 × 12 cm, fertile to 7 cm wide, margins entire, apex short-acuminate, base ± abruptly narrowed (more abruptly in sterile than in fertile fronds) and narrowly decurrent for a short distance; *main veins* c. 10 mm apart near base of *lamina*, cross-veins between them rather regular, 2 rows of areoles between cross-veins; both *surfaces* glabrous including midrib; *sori* to 6 in a row on each side of cross-veins, not on free veins in areoles; *indusia* peltate or nearly so, entire, sometimes with a few short hairs on upper surface.

Distribution – Peninsular Thailand; in *Malesia*: Sumatra, Malay Peninsula, Borneo.

Habitat – In lowland forest, rather common in the Peninsula but little collected elsewhere.

105. *Tectaria rara* (Alderw.) C. Chr., Index Filic. Suppl. 3 (1934) 184. — *Aspidium rarum* Alderw., Bull. Jard. Bot. Buitenzorg II, 28 (1918) 7. — Type: *Bünnemeijer 2258*, Bangka (BO).

Similar in habit and frond-form to *T. singaporeana*, differing as follows: *fronds* smaller, sterile ones little wider than fertile; largest fertile *lamina* 18 × 3 cm, its narrowly decurrent base 10–15 mm long; margins rather regularly sinuate-crenate (one main vein to each lobe) to a depth of 2–3 mm; *main veins* c. 6 mm apart along midrib, cross-veins very irregular; lower surface of midrib minutely hairy, upper surface more copiously so; *sori* fewer, rather irregular; *indusia* apparently mostly reniform.

Distribution – *Malesia*: Sumatra (known from type collection only).

Habitat – In forest at 150 m.

PSOMIOCARPA

Psomiocarpa Presl, Epim. Bot. (1851) 161, for type species only; Copel., Gen. Fil. (1947) 125; Zamora & Chandra, Kalikasan 6 (1977) 219. — *Polybotrya* Humb. & Bonpl. p.p., C. Chr., Index Filic. (1905) 590. — Type species: *Psomiocarpa apii-folia* (Kunze) Presl.

Habit, scales and frond-form as *Tectaria ramosii* but fronds smaller and strongly dimorphous; leaflets of fertile fronds much contracted, almost circular, their convex lower surface densely covered with sporangia which obscure the small upper surface. – **Fig. 17.**

Distribution — *Malesia*: One species, widely distributed in the Philippines.

Cytology — Chromosome number $n = 40$ (see the species).

Note — John Smith published the name *Polybotrya apiifolia* for *Cuming 26*, but no description; Kunze published the first description under the same name. Presl proposed the new generic name *Psomiocarpa*, including also three other species now generally retained in *Polybotrya*, and stated that they differed from *Polybotrya* in bearing sporangia all over the upper surface of fertile leaflets or lobes, though Kunze had stated that an upper surface free from sporangia was visible. The species *P. apiifolia* was transferred to *Acrostichum* by Hooker and the genus was ignored by other authors until Copeland, who, however, repeated the erroneous statement that sporangia are borne on both surfaces. In 1947 Copeland regarded *Psomiocarpa* as ‘in every respect except its dimorphism ... a typical *Ctenitis*’, but Zamora and Chandra noted resemblances to free-veined *Tectaria* species and anatomical differences from *Ctenitis* (but no species of the latter mentioned). The close relationship to *Tectaria ramosii* is confirmed by the existence of hybrids. *Tectaria ramosii* also hybridizes with *T. aurita* (Sw.) Chandra (type species of *Stenosemia*). The retention of *Psomiocarpa* as a genus distinct from *Tectaria* is based on the very specialized structure of its fertile leaflets, a structure which still needs a detailed study.

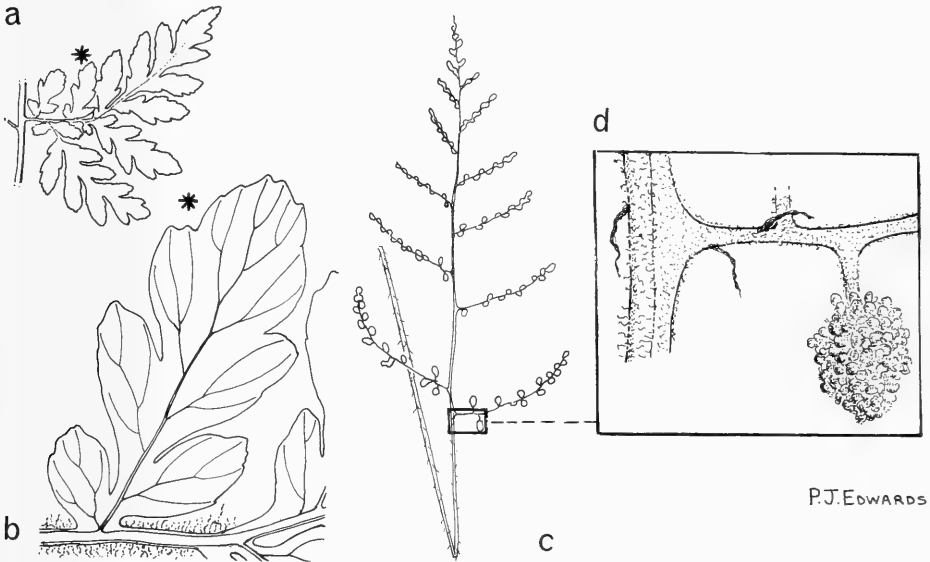


Fig. 17. *Psomiocarpa apiifolia* (Kunze) Presl. a. Outline of a sterile basal pinna, $\times 0.6$; b. enlargement of upper surface of a pinnule, $\times 4$; c. outline of a fertile frond, $\times 0.6$; d. enlargement of base of basal pinna, $\times 20$ (a, b: *Matthew s.n.*, 28-11-1906; c, d: *Price 1543*, cult. Kew).

1. ***Psomiocarpa apiifolia*** (Kunze) Presl, *Epim. Bot.* (1851) 161; Copel., *Fern Fl. Philipp.* (1960) 298; Holttum, *Blumea* 30 (1984) 9, f. 1e, pl. 1d. — *Polybotrya apiifolia* [J. Sm., *J. Bot.* (Hooker) 3 (1841) 401, nom. nud.] Kunze, *Farnkräuter* (1844) 142, pl. 62. — *Acrostichum apiifolium* (Kunze) Hook., *Sp. Fil.* 5 (1864) 248. — Type: *Cuming 26*, Luzon.

Caudex short, erect; scales 3–4 mm long, narrow, dark; fronds strongly dimorphous. *Sterile frond*: stipe to 7 cm long, covered with hairs 1 mm long and very narrow scales; *lamina* to 13 cm long, bipinnate above base, deltoid-pentagonal in outline; pinnate, pinnae to 6 pairs, middle ones bearing 3 or 4 pairs of sessile or adnate deeply lobed pinnules, basicopic basal veins in larger adnate

ones arising from the major axis; *basal pinnae* to 6.5 cm long, their basal basisopic pinnules to 2.8 × 1.3 cm, very deeply lobed above a pair of free basal leaflets; *veins* all free; thick hairs present between veins on upper surface. *Fertile frond*: stipe to 25 cm long; *lamina* to 10 cm long, shaped as sterile but all parts much contracted; *basal pinnae* to 4 cm long, basal basisopic pinnule to 1.2 cm long, pinnules on acroscopic side to 1.5 × 1.5 mm, each with a narrow firm upper surface free from sporangia and a swollen lower surface covered with them, veins not detectable externally; spores with finely reticulate crests. — **Fig. 17.**

Distribution — *Malesia*: Philippines.

Variability (see Holttum 1984) — M.G. Price, who saw many plants in the field, reports that there are two forms of this species, a larger one with erect sterile fronds and a smaller one with horizontal sterile fronds, also that spores of the two differ. Herbarium specimens do not show this difference clearly. Further field studies are needed.

Cytology — Chromosome number 41 was reported by T.G. Walker in Bot. J. Linn. Soc., Suppl. 1, 67 (1973) 109, but Dr Walker in 1987 has written to correct this to 40, thus agreeing with *Tectaria*.

AENIGMOPTERIS

Aenigmopteris Holttum, Blumea 30 (1984) 3. — Type species: *Aenigmopteris dubia* (Copel.) Holttum.

Caudex suberect; scales *Tectaria*-like; *lamina* of fronds much longer than wide, bipinnate; basal pinnae little longer than the next pair with elongate basal pinnules; middle pinnae with many subequal deeply lobed pinnules or pinna-lobes which are decurrent at their bases to form a very narrow wing along the pinna-rachis; *veins* free, not reaching the margin, pinnate in pinnules, the basal basisopic veins not arising from the pinna-rachis; scales on smaller axes few, linear or the smallest ovate, not thin nor with isodiametric cells; scattered thick hairs present on upper surface of lamina between veins; small sub-spherical unicellular glands present on lower surfaces of veins but not elongate cylindrical ones; *sori* at the apices of veins (distal ones sometimes apical on short lateral veins); *indusia* firm, dark, persistent, of sori near the bases of lobes reniform, of distal sori variously asymmetric; sporangia sometimes bearing a short hair near the annulus; perispore forming thin ridges or crests with spinulose margins, the ridges forming a few irregular areoles, the surface within areoles bearing irregular short projections. — **Fig. 18.**

Distribution — *Malesia*: Five known species in the Philippines, Western New Guinea and Borneo.

KEY TO THE SPECIES

- 1a. Upper surface of pinna-rachis, at least distally, prominent and bearing short hairs; scales of pinna-rachis broad at the base, tapering distally, not dark . . . **1. A. dubia**
- b. Upper surface of pinna-rachis slightly grooved, the groove filled with many short hairs; scales on pinna-rachis dark and narrow 2
- 2a. Pinnules of middle pinnae c. 4 mm wide, their lobes c. 1 mm wide . **2. A. pulchra**
- b. Pinnules of middle pinnae c. 7 mm wide, their lobes c. 2 mm wide 3
- 3a. Thick hairs c. 1 mm long on lower surface of veins **3. A. mindanaensis**
- b. Thick hairs lacking on lower surface of veins 4

- 4a. Pinnule-lobes on first suprabasal pinnae deeply lobed; the thick hairs present on upper surface rigid, more than 1 mm long, short hairs also present **4. *A. katoi***
 b. Pinnule-lobes on first suprabasal pinnae not deeply lobed; thick hairs between veins on upper surface not rigid, no other hairs present **5. *A. elegans***

1. *Aenigmopteris dubia* (Copel.) Holttum, *Blumea* 30 (1984) 4, f. a, pl. 1a. — *Dryopteris dubia* Copel. in Elmer, *Leafl. Philipp. Bot.* 1 (1907) 235. — *Ctenitis dubia* (Copel.) Copel., *Gen. Fil.* (1947) 124; *Fern Fl. Philipp.* (1960) 293. — Type: *Elmer 9016*, Luzon (MICH; iso BO, K, L).

Caudex suberect, bearing few fronds, its apex covered with dull brown scales 10×1 mm; stipes to 30 cm long, dark castaneous, bearing \pm persistent scales throughout, also short ctenitoid hairs in the groove; *lamina* to 55 cm long and 24 cm wide; free pinnae to 7 pairs, adnate pinnae to 7 or more pairs, the distal ones with very narrowly decurrent bases merging into the apical lamina of the frond the axis of which is very narrowly winged, as is the greater part of every pinna-rachis; a bud sometimes present at the base of an upper pinna; *basal pinnae* to 14 cm long bearing 4 pairs of free pinnules, rest of pinna lobed to a very narrow wing along the rachis; basal basiscopic pinnule to 7.5 cm long, nearly 3 cm wide, bearing several pairs of well-spaced tertiary leaflets, all deeply obliquely lobed with narrowly decurrent bases; basal acroscopic pinnule to 3.5×1.1 cm, only its basal lobes lobulate; second pinnae to 11 cm long with 1 pair free pinnules and others adnate; pinnules and larger pinna-lobes of *middle pinnae* like tertiary leaflets of basal pinnae; lower surface of pinna-rachis bearing thick ctenitoid hairs 0.5–1 mm long and a few ovate-acuminate scales, smallest scales ovate; lower surface of pinna-lobes bearing a few thick hairs on costules and veins; upper surface of pinna-rachis prominent, glabrous, of lamina between veins and of rachis-wing bearing scattered very thick hairs 0.5–1 mm long; *sori* in lobules of pinna-lobes, apical on veins; *indusia* firm, reniform, glabrous, those of distal *sori* asymmetric.

Distribution — *Malesia*: Philippines (S Luzon, Negros, Leyte, Camiguin de Mindanao).

Habitat — In forest at 850–1200 m.

2. *Aenigmopteris pulchra* (Copel.) Holttum, *Blumea* 30 (1984) 7. — *Dryopteris pulchra*

Copel., *Univ. Calif. Publ. Bot.* 18 (1942) 219. — *Ctenitis pulchra* (Copel.) Copel., *Gen. Fil.* (1947) 124; *Philipp. J. Sci.* 78 (1951) 410, pl. 14. — Type: *Brass 13455*, West New Guinea (MICH; iso BM, BO, L, UC).

Stipe c. 30 cm long, dull castaneous, bearing long hairs in the groove; basal scales 13 mm long, less than 1 mm wide, very firm, dark; scales above base gradually smaller; rachis bearing rather sparse scales abaxially, adaxially hairs more than 1 mm long; *lamina* to 45 cm long and 24 cm wide, firm; free pinnae c. 15 pairs, contiguous, distal ones grading into the apical lamina; *basal pinnae* to 13.5 cm long with 1 pair of free pinnules and several with decurrent bases, all acuminate and deeply lobed with well-spaced, narrow, oblique lobes which are deeply and obliquely lobulate; *basal basiscopic* pinnule 5.2×1.6 cm, acuminate, its lobulate lobes 9×3.5 mm, their bases 4 mm apart, their lobules 1 mm wide; *basal acroscopic* pinnule 3.4×1.4 cm; second pair of pinnae with subequal basal pinnules; fourth pair of pinnae 12×3.5 cm; pinnules of middle pinnae 4 mm wide, their lobes 1 mm wide; *lower surface* of pinna-rachis bearing many thick hairs and sparse narrow scales, of costules of pinnules similarly but more sparse hairy, of costules of pinna-lobes and on veins a few smaller hairs and small spherical glands; *upper surface* of pinna-rachis bearing many small hairs and scattered very thick ones more than 1 mm long, similar long hairs present on pinnule-lobes between the veins; *sori* as in *A. dubia*; *indusia* sometimes papillate.

Distribution — *Malesia*: New Guinea (known only from the Idenburg River; 2 collections).

Habitat — On banks of stream in forest at 850 and 1150 m.

3. *Aenigmopteris mindanaensis* Holttum, *Blumea* 30 (1984) 7. — Type: *Ramos & Edaño BS 39139*, Mindanao, Bukidnon (BO; iso US).

Stipe 30 cm long; *lamina* 35 cm long, agreeing with that of *A. dubia* but with pinnules or pinna-lobes more closely placed and the pinna-lobes less

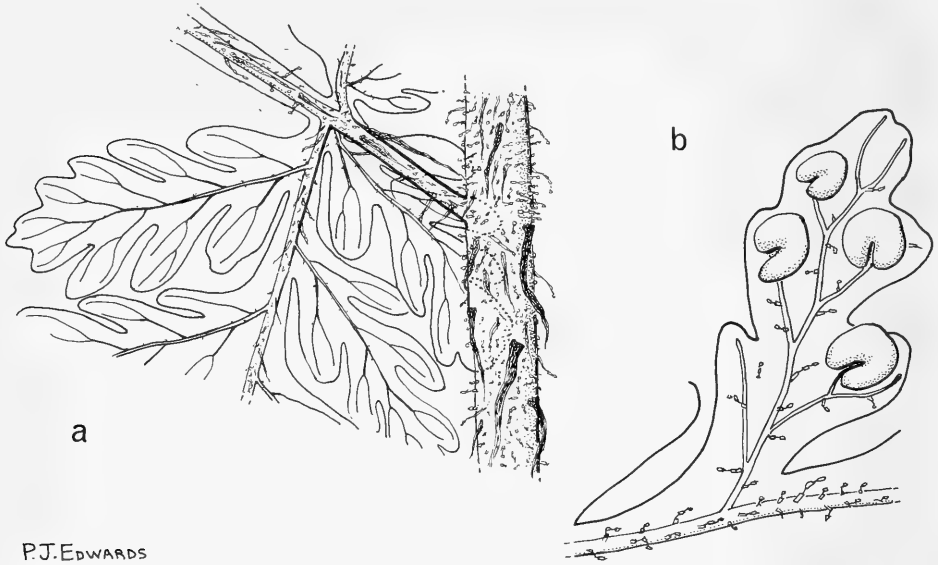


Fig. 18. *Aenigmopteris elegans* Holttum. a. Basal part of a basal pinna, lower surface, $\times 4$; b. fertile leaflet of a basal pinna, $\times 6.5$ (a: Parris & Croxall 8612; b: Parris & Croxall 9135).

deeply lobulate; upper surface of pinna-rachis slightly grooved and covered with very short hairs; long thick hairs like those between the veins of leaflets also occurring on the wing of the pinna-rachis and sometimes on the margins of the rachis itself with the short hairs; scales on pinna-rachis few, all linear; *sori* as in *A. dubia*.

Distribution – *Malesia*: Philippines (known only from the type collection).

Note – Specimens of the type collection were distributed from Manila as *Dennstaedtia* sp.

4. *Aenigmopteris katoi* Holttum, *Blumea* 30 (1984) 8, f. 1d. — Type: *Kato, Murata & Moge* B 3820, Kalimantan Selatan, G. Besar (K).

Caudex c. 8 mm diameter, bearing stipes in a lax spiral; shape of pinnae and pinnules as in *A. mindanaensis*; hairs on upper surface of leaflets between veins very thick, rigid (cell-walls not collapsing on drying), tapering to an acute apex, to 1 mm long and consisting of 5 or 6 cells, short suberect hairs also present; no long hairs on lower surface of costules and veins.

Distribution – *Malesia*: Borneo (known only from the type collection).

Habitat – In forest, in humus-rich soil, 800–1400 m.

5. *Aenigmopteris elegans* Holttum, *Blumea* 30 (1984) 8, f. 1b, c, pl. 1b. — Type: *Parris & Croxall* 9135, Sabah, Mt Kinabalu (K).

Stipe 32 cm long, dark castaneous, bearing throughout narrow dark scales and sparse rather thin hairs to 1 mm long; basal scales to 12 mm long, less than 1 mm wide, rachis similarly scaly; *lamina* c. 40 cm long; free pinnae 4 pairs, then c. 10 pairs with adnate decurrent bases, the upper ones grading into the apical lamina in which the deeply lobed lobes are connected by a narrow wing along the rachis; a bud sometimes present at the base of one or more pinnae; *basal pinnae* 12–13 cm long including stalk of 5 mm; basal basisopic pinnule to 6.5 \times 2 cm, lobed to a narrow wing throughout, the costules of its lobes (or tertiary leaflets) 5 mm apart, the lobes oblique with obtuse apex, to 11 \times 4 mm, deeply lobulate with 3 or 4

pairs of very oblique lobules 1 mm wide; the successive basiscopic lobes of basal pinnae gradually smaller and with less deeply lobulate lobes; basal acroscopic pinnule 3.3×1.2 cm; *middle pinnae* sessile, c. 10×3 cm, lobed throughout to a narrow wing, the lobes almost all deeply and obliquely lobulate, those of the acroscopic and basiscopic sides nearly equal, the basal acroscopic lobules of the largest lobes only slightly crenate; the lower surface of pinna-rachis bearing many short hairs and a few narrow dark scales, of costae of pinna-lobes sparsely short-hairy, of costules of lo-

bules bearing minute spherical glands; the upper surface of pinna-rachis shallowly grooved and bearing many short hairs with a few long ones, of the surface of the lobes between veins bearing thick flaccid hairs consisting of up to 8 cells; *sori* as in *A. dubia*; sporangia sometimes bearing a very short hair consisting of a few cells, near the annulus. — **Fig. 18.**

Distribution — *Malesia*: Borneo (Mt Kinabalu, Sabah).

Habitat — In forest at 1400–1600 m, the type from a ridge slope.

HETEROGONIUM

Heterogonium Presl, Epim. Bot. (1851) 142; Copel., Gen. Fil. (1947) 127; Holttum, Sarawak Museum J. 5 (1949) 155; Kalikasan 4 (1975) 205. — Type species: *Heterogonium aspidioides* Presl.

Tectaria auct.: C. Chr., Index Filic. Suppl. 3 (1934) 176, p.p.

Ctenitopsis Ching, Bull. Fan Mem. Inst. Biol. 8 (1938) 304, p.p.

Ctenitis auct.: Copel., Gen. Fil. (1947) 123, p.p.

Stenosemia auct.: Copel., Fern Fl. Philipp. (1960) 301, p.p.

Caudex short, erect; stipe and rachis usually blackish; *lamina* simply pinnate with deeply lobed pinnae; basal pinnae widest in the middle of the basiscopic side and on that side narrowed to the base, rarely with a pair of free pinnules; *veins* free or forming a series of costal and costular areoles, in species with broad pinnae more amply anastomosing, free veins in the areoles none or few, never forked; basal basiscopic vein of each vein-group, whether free or not, arising from the costa or from the very base of the costule; upper surface of rachis and costae bearing short multicellular hairs, longer thick multicellular hairs variously present on the upper surface on and between veins (often fewer in fertile than in sterile fronds); *fertile fronds* usually with narrower pinnae than sterile, in a few cases much contracted and covered beneath with sori; sori round with reniform indusia, or exindusiate and then sometimes spreading along the veins, on free veins where these are present in the pinna-lobes, or on connected veins. — **Fig. 19.**

Distribution — Burma to South China; *Malesia*; Mauritius; 22 known species.

Cytology — Chromosome number $n = 41$.

Taxonomy — In the 19th century the species here brought together were very variously treated by different authors. Specimens of the type species were assigned to the genera *Stenosemia*, *Gymnogramma*, *Digrammaria*, *Phegopteris* and *Aspidium*, of other species to *Nephrodium*, *Dryopteris*, *Lastrea*, *Polypodium*, *Acrostichum*, *Polybotrya* and *Pleocnemia*. As here construed (following Holttum 1949 and 1975) *Heterogonium* might rank as a subgenus of *Tectaria*. As in *Tectaria*, it comprises species with free and anastomosing veins, but differs constantly in the shape of basal pinnae and in the venation of species which have broad pinnae, also in a more frequent tendency to the exindusiate condition

with sori more or less spreading along veins, and to an apparently acrostichoid condition where the fertile pinnae are greatly contracted.

Presl's type species has the venation of *Sagenia* Presl with exindusiate sori spreading a variable distance along the veins. The genus was ignored by other authors until Copeland added another species in 1929. Copeland failed to notice the form of basal pinnae. Christensen added two more species in 1934; these are here united as *H. stenosemioides* which, having free veins, does not correspond to Copeland's definition of 1947 and was ignored by him.

In 1938 Ching made the first attempt to deal with *Ctenitis* in Asia. In the New World Christensen had found that *Tectaria* and *Ctenitis* agree in having hairs of a peculiar type (a character ignored in the 19th century) and remarked that they were distinct in the anastomosing veins of *Tectaria* and the free ones of *Ctenitis*. But in Asia Ching found that there were free-veined species which agreed with *Tectaria*, not *Ctenitis*, in some details of venation, and proposed for them the new genus *Ctenitopsis*. In it he included six species which have basal pinnae as in *Tectaria* and two with basal pinnae of the *Heterogonium* form here recognized; all those published before 1905 had been included in *Dryopteris* in Christensen's Index Filicum. Copeland (1947) included *Ctenitopsis* in *Ctenitis*, without comment on basal pinnae.

Holtum (1949 and 1975) contended that the recognition of the form of basal pinnae as a distinctive character separated *Heterogonium* as a natural group from *Tectaria* when all relevant species are considered. But there is one known case of apparent hybridization between a species having basal pinnae as in *Tectaria* (*T. aurita*) with one having basal pinnae as in *Heterogonium* (*H. pinnatum*). Experimental study of the relationships between these and other species of the two genera is needed.

Note on using the key — In nearly all species the pinnae of fertile fronds are \pm reduced as compared with pinnae of sterile fronds. In species which normally have much-contracted fertile pinnae intermediates between this condition and sterile pinnae may occur, and these may mislead users of the key. In some species also, notably *H. profereoides*, young plants which do not show the normal frond form and size may be fertile.

KEY TO THE SPECIES

- | | |
|--|-------------------------|
| 1a. Veins free or with irregular slight anastomosis | 2 |
| b. Veins anastomosing in sterile fronds | 12 |
| 2a. Pinnae c. 3 cm long; veins 3 or 4 pairs, nearly all simple | 1. H. ceramense |
| b. Pinnae much longer; veins 6 or more pairs, mostly forked | 3 |
| 3a. Sori indusiate | 4 |
| b. Sori exindusiate | 8 |
| 4a. Hairs between veins scattered all over upper surface | 5 |
| b. Hairs between veins on upper surface present only near sinuses and margins of pinna-lobes | 6. H. subglabrum |
| 5a. Pinna-lobes at most crenate | 6 |
| b. Pinna-lobes, except those of distal pinnae, distinctly lobulate | 5. H. lobulatum |

- 6a. Lamina of largest fronds 30–40 cm long; suprabasal fertile pinnae to 12 × 2.5 cm
2. H. sagonioides
- b. Lamina of largest fronds 50–75 cm long; suprabasal fertile pinnae to 15 cm or more long, 2.5–4 cm wide. 7
- 7a. Stipes rusty brown, not glossy **3. H. rufescens**
- b. Stipes nearly black, glossy **4. H. wigmanii**
- 8a. Fertile pinnae not greatly contracted; most sori separate 10
- b. Fertile pinnae with lobes much contracted **10. H. stenosemioides**
- 9a. Basal pinnae of fertile fronds bearing deeply lobed pinnules . . . **7. H. wenzelii**
- b. Basal pinnae of fertile fronds wholly pinnatifid 10
- 10a. Lobes of suprabasal pinnae entire or nearly so 11
- b. Lobes of suprabasal pinnae distinctly crenate **9. H. novoguineense**
- 11a. Several pairs of pinnae with stalks 3–4 mm long; all pinnae lobed to 3–4 mm from costules **8. H. calcicola**
- b. Pinnae mostly sessile, lobed more deeply **2. H. sagonioides**
- 12a. Young fertile fronds with distinctly separate sori 13
- b. Young fertile fronds with sporangia running along all veins and at maturity covering lower surface of pinna-lobes 18
- 13a. Young sori round, indusiate, on pinna-lobes 1.5–2.5 mm wide, completely covering lobes when mature **11. H. alderwereltii**
- b. Young sori of varied form; if indusiate on much wider pinna-lobes which they do not cover when mature 14
- 14a. Sori all irregularly elongate along veins, exindusiate 15
- b. Sori all round to elliptic, not linear, indusiate or not 16
- 15a. Suprabasal pinnae of mature plants to 13 × 2.5 cm, lacking costular areoles; no buds on upper surface of sterile fronds **12. H. aspidioides**
- b. Suprabasal fertile pinnae of mature plants to 25 × 5 cm; several pairs of costular areoles present; buds present on upper surface of some costae of sterile fronds near the rachis **13. H. profereoides**
- 16a. Sori in one row on each side of costules of pinna-lobes. 17
- b. Sori on each side of veins which run to crenatures on margins of pinna-lobes
15. H. pluriseriatum
- 17a. Basal pinnae of fertile fronds bearing 1 pair of free pinnules and 2 or 3 pairs adnate
7. H. wenzelii
- b. Basal pinnae of fertile fronds lacking pinnules **14. H. giganteum**
- 18a. Fronds to 70 cm long; sterile pinnae to 21 × 4 cm **16. H. teysmannianum**
- b. Fronds to 30 cm long; sterile pinnae much smaller **17. H. pinnatum**

1. Heterogonium ceramense Holttum, *Kalidkasan* 4 (1975) 217 — Type: *Buwalda 5711*, Central Ceram, Mt Solagor, 600 m (K; iso L).

Stipe to 10 cm long, slender, dark brown, near base bearing narrow scales 4–5 mm long; fronds

isomorphic; *lamina* to 17 cm long; free pinnae 9 pairs, short-stalked; basal pinnae slightly shorter than those next above them, their middle width 1.1 cm; largest suprabasal pinnae 3 × 1 cm, lobed 2/3 or more towards the costa, lobes slightly crenate distally; *veins* 3 or 4 pairs, mostly simple; lower

surface bearing few hairs on costa and costules only; upper surface of costae densely hairy, a few thick hairs present between veins especially near sinuses; *sori* small, subterminal on veins; *indusia* small, caducous.

Distribution – *Malesia*: Moluccas (Ceram; only known from two collections).

Habitat – In limestone crevices, in light shade.

2. *Heterogonium sagenioides* (Mett.) Holttum, Sarawak Museum J. 5 (1949) 161; Revis. Fl. Malaya 2 (1955) 520, f. 306; Kalikasan 4 (1975) 211. — *Aspidium sagenioides* Mett., Farnghatt. IV (1858) 113; Racib., Pteridop. Buitenzorg (1898) 179. — *Dryopteris sagenioides* (Mett.) Kuntze, Revis. Gen. Pl. (1891) 813; Christ, Philipp. J. Sci. 2 (1907) Bot. 211; Alderw., Malayan Ferns (1908) 191; Backer & Posth., Varenfl. Java (1939) 41. — *Ctenitopsis sagenioides* (Mett.) Ching, Bull. Fan Mem. Inst. Biol. 8 (1939) 312. — *Ctenitis sagenioides* (Mett.) Copel., Gen. Fil. (1947) 124; Fern Fl. Philipp. (1960) 295. — Type: *Zollinger 1803*, Java (no type at B; iso Z).

Nephrodium melanopus Hook., Sp. Fil. 4 (1862) 110, excl. pl. Ambon. — *Lastrea melanopus* (Hook.) Bedd., Ferns Brit. India (1865) t. 38. — Type: *Parish 51*, Burma, Moulmein (K).

Phegopteris obscura Christ ex Hook., Bull. Herb. Boissier 6 (1898) 196, name only. — *Polypodium obscurum* Hook., Sp. Fil. 4 (1862) 237, non Mett. 1857; Alderw., Malayan Ferns (1908) 492. — *Nephrodium obscurum* (Hook.) Diels in E. & P., Nat. Pflanzenfam. I, 4 (1899) 173. — *Dryopteris sagenioides* subsp. *obscura* C. Chr., Index Filic. (1905) 290. — *Dryopteris obscura* (Hook.) Christ, Philipp. J. Sci. 2 (1907) Bot. 214, not Kuntze. — *Ctenitopsis obscura* (Hook.) C. Chr., Notul. Syst. (Paris) 7 (1938) 87. — *Ctenitis obscura* (Hook.) Copel., Fern Fl. Philipp. (1960) 287, for *Cuming 302* only. — *Heterogonium obscurum* (Hook.) Holttum, Kalikasan 4 (1975) 218, f. 1. — Type: *Cuming 302*, Leyte (K).

Polypodium viscosum C.H. Wright, Kew Bull. (1906) 12. — *Dryopteris laokaiensis* C. Chr., Index Filic. Suppl. 1 (1913) 34. — Type: *E.H. Wilson 36*, Tonkin (K).

Phegopteris schizoloma Alderw., Bull. Jard. Bot. Buitenzorg II, 16 (1914) 24; Malayan Ferns,

Suppl. (1917) 306. — *Dryopteris schizoloma* (Alderw.) C. Chr., Index Filic. Suppl. 2 (1917) 16. — Type: *Amdjah 595*, E Kalimantan (BO). *Stenosemia aurita* auct.: Hook., Gen. Fil. (1842) t. 94, for f. 5 & 6 only.

Aspidium membranifolium auct.: Kunze, Bot. Zeit. (Berlin) 6 (1848) 261.

Phegopteris philippinensis auct.: Mett., Farnghatt. IV (1858) 26, for var. 2 only.

Heterogonium teysmannianum auct.: Holttum, Reinwardtia 1 (1950) 29, for *Cuming 302* only.

Heterogonium gurupahense auct.: Holttum, Reinwardtia 3 (1955) 271, for pl. ex Malaya et Thailand only.

Stipe to c. 30 cm long, dark, above base minutely hairy on abaxial surface, basal scales thin, to c. 10 × 1.5 mm; fronds slightly dimorphous, those with broadest pinnae always sterile; *lamina* commonly 30–35 cm long (to 45 cm); pinnae 10–15 pairs, sessile or nearly so; suprabasal pinnae of fertile fronds to 12 × 2.5 cm, lobed to 1–2 mm from the costa, basal acroscopic lobes sometimes elongate and crenate, other lobes obtuse with ± sinuous margins, of sterile fronds to 15 × 3.5 cm, lobes often entire or nearly so; basal basiscopic lobes of basal pinnae always much shorter than acroscopic ones, middle lobes on basiscopic side longer than acroscopic ones, the largest 3.5 cm long and crenate-lobate with pinnate veins in the lobes, middle acroscopic lobes often crenate-lobate on fertile fronds; *veins* mostly forked except distal ones; lower surface variably hairy on costae, veins and between veins, costal hairs on sterile fronds often more than 1 mm long, fertile fronds always less hairy, sometimes almost glabrous; upper surface of sterile fronds in most cases ± copiously short-hairy between veins with ± abundant long thick hairs also, fertile fronds less hairy than sterile, not always with some thick hairs between veins; sterile fronds of lowland plants sometimes bearing thick hairs only between veins; *sori* terminal on veins, usually on acroscopic branches of forked veins; *indusia* brown, thin, glabrous, soon shrivelling, or lacking. — **Fig. 19a, b.**

Distribution – Thailand, S Burma, Vietnam, Hainan; *Malesia*: West (most abundant in the Peninsula), Philippines.

Habitat – In forest at c. 0–800 m.

Notes – Philippine specimens are mostly smaller than those of the Malay Peninsula; some quite

small ones are fertile and very hairy, perhaps from exposed places.

The only exindusiate specimens known are the types of *Polypodium obscurum* Hook. and *Phegopteris schizoloma* Alderw. I see no clear distinction, other than lack of indusia, between these and the range of indusiate specimens as above described.

There was much confusion in the synonymies of various authors, due to various causes discussed by Holttum in 1975 under *H. obscurum*. The chief were Hooker's mixture of drawings from different specimens under *Stenosemia aurita* (1842), the citation of *Phegopteris obscura* Fée as a basionym though a *nomen nudum*, and the fact that no author besides Hooker saw specimens of *Cuming* 302. Basal pinnae on the specimens of *Cuming* 302 from Herb. Hooker at Kew are nearly all defective, and those of the sterile frond in the photograph reproduced as fig. 1 by Holttum in 1975 are lacking.

3. *Heterogonium rufescens* Holttum, *Kalikasan* 4 (1975) 215. — Type: *A. C. Jermy* 7863, New Ireland, Danfu Valley (BM).

Stipe and rachis castaneous, minutely hairy on abaxial surface, basal scales to 15 mm long, hardly 1 mm wide; fronds slightly dimorphous, the lobes of fertile pinnae narrower and more widely spaced than those on sterile fronds; *lamina* to 75 cm long; pinnae to c. 20 pairs, to 20 cm long, lobed almost to the costa; *basal pinnae* to 7 cm wide in the middle, the longest basiscopic lobes 6 cm long, very deeply lobulate; *suprabasal pinnae* to 4 cm wide, costules 6–8 mm apart (most widely in sterile fronds), fertile lobes 3–4 mm wide, crenate, sterile ones to 6 mm wide, crenate-lobate; *veins* in lobes almost all once forked (paucipinnate in largest lobules of basal pinna-lobes); lower surface of costae of sterile fronds bearing dense short pale hairs, upper surface between veins bearing many short slender hairs and some long thick pale ones, surfaces of fertile pinnae similar but bearing very few thick hairs between veins on the upper surface; *sori* subterminal on the acroscopic branches of forked veins; *indusia* thin, light brown.

Distribution — *Malesia*: New Guinea (Admiralty Is., New Ireland, Bougainville).

Habitat — In forest at 250–800 m, the type 'on well-drained slopes of stiff loam mixed with limestone chips', a specimen from Los Negros island 'at base of limestone cliff'.

4. *Heterogonium wigmarii* (Racib.) Holttum, *Reinwardtia* 3 (1955) 271. — *Aspidium wigmarii* Racib., *Bull. Int. Acad. Sci. Cracovie* (1902) 61. — *Dryopteris wigmarii* (Racib.) C. Chr., *Index Filic.* (1905) 301; Alderw., *Malayan Ferns* (1908) 192. — Type: Cult. Hort. Bog. 2K.XI.13, origin Aru Islands (BO; iso L). *Dryopteris sagenioides* var. *gurupahensis* C. Chr., *Svensk Bot. Tidskr.* 16 (1922) 95, Fig. 2. — *Dryopteris gurupahensis* (C. Chr.) C. Chr., *Bot. Jahrb. Syst.* 66 (1934) 45. — *Heterogonium gurupahense* (C. Chr.) Holttum, *Reinwardtia* 3 (1955) 272, quoad pl. typ. tantum. — Type: *Kaudern* 17, 18, N Celebes, Bolaang Mongondow, Gurupahi (S-PA; iso BM).

Similar to *H. rufescens* in size and form of fronds; differing: stipe and rachis very dark and glossy on the abaxial surface; lobes of both sterile and fertile pinnae at most crenate; lower surfaces of costae of sterile pinnae bearing sparse slender rufous hairs 1 mm long, upper surface lacking short hairs between veins. — **Fig. 19c.**

Distribution — *Malesia*: Celebes, Moluccas (Morotai, Ceram, Aru Is.).

Habitat — In forest, 0–1000 m; on ravine slopes in limestone area (Ceram).

5. *Heterogonium lobulatum* Holttum, *Blumea* 35 (1991) 557. — Type: *Price & Hernaez* 399, Philippines, W Samar (K; iso MICH).

Closely similar to *H. sagenioides* in frond-form, venation and pubescence but possibly less distinctly dimorphous, differing in the distinctly lobulate lobes of all pinnae, those on the basiscopic side of basal fertile pinnae most deeply so with veins pinnate in each lobule; lobes of suprabasal pinnae lobulate up to halfway towards costules, the lobules mostly falcate, acute.

Distribution — *Malesia*: Philippines (known only from the type collection).

Habitat — In primary forest on limestone and limestone-derived soils.

6. *Heterogonium subglabrum* Holttum, *Reinwardtia* 3 (1955) 273; *Kalikasan* 4 (1975) 216. — *Dryopteris sagenioides* forma *contracta* Alderw., *Bull. Jard. Bot. Buitenzorg* III, 2 (1920) 147. — Type: *Lörzing* 5520, Sumatra (BO).

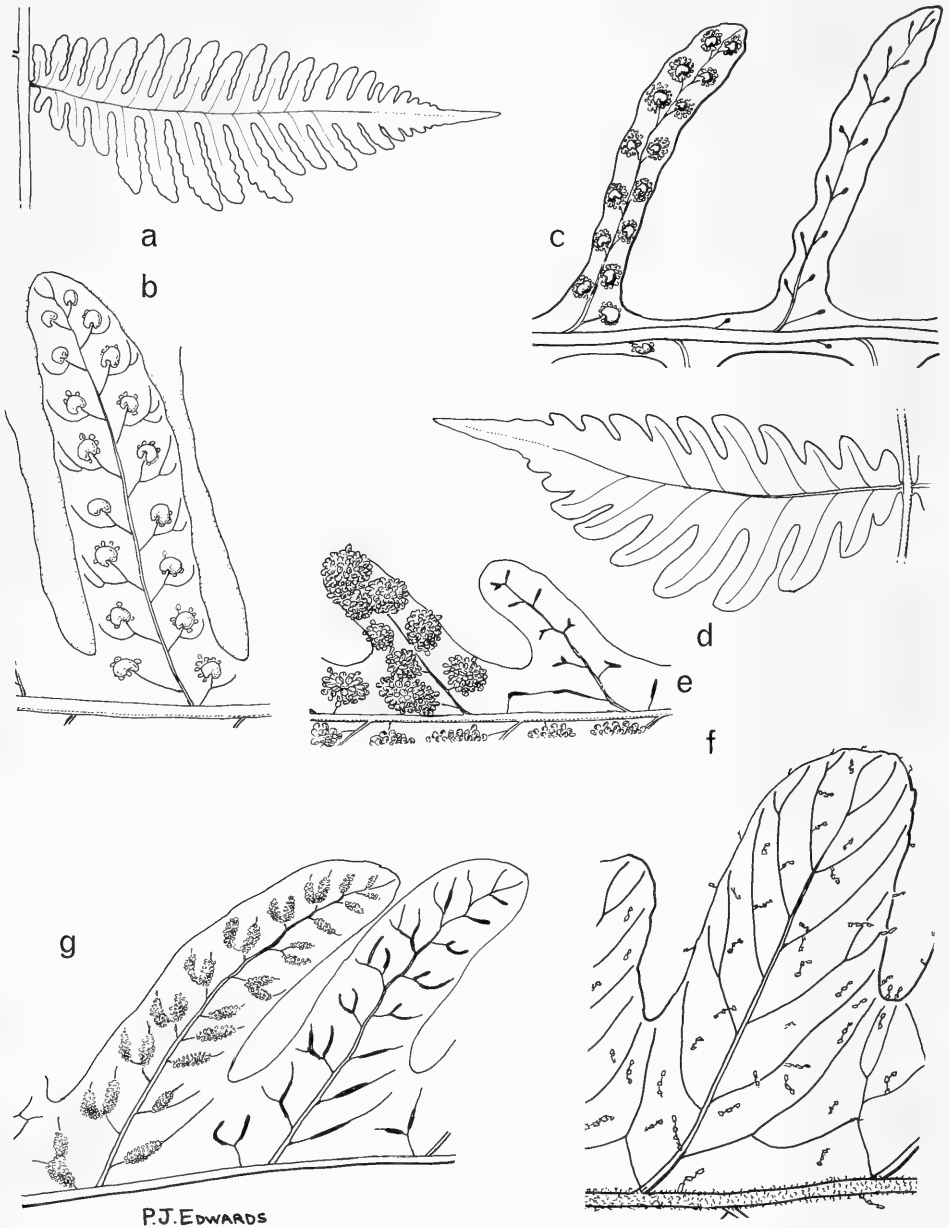


Fig. 19. *Heterogonium sagenioides* (Mett.) Holttum. a. Outline of a fertile basal pinna, $\times 0.6$; b. detail of one median acroscopic lobe of a, $\times 4$. — *H. wigmanii* (Racib.) Holttum. c. Two median lobes of a middle pinna, $\times 4$. — *H. pinnatum* (Copel.) Holttum. d. Outline of a sterile basal pinna, $\times 0.6$; e. fertile lobes with sori removed from right lobe to show attachment areas, $\times 4$; f. detail of a basispicic lobe of d, $\times 4$. — *H. profereoides* (Christ) Copel. g. Fertile lobes of a middle pinna with sori removed from right lobe, $\times 4$ (a, b: *Matier s.n.*, Penang; c: *Kato 7160*; d–f: *Cuming 237*; g: *Elmer 10807*).

Closely allied to *H. sagenioides*, differing constantly in glabrous lower surface apart from rare short hairs on costules, and the presence of thick hairs on the upper surface confined to short ones near sinuses and very near the margins of lobes; fronds of largest plants differing from those of *H. sagenioides* in broader pinnae which are less deeply lobed, the lobes broader and acute, those of the largest fertile suprabasal pinnae distinctly crenate and subacuminate.

Distribution — *Malesia*: Sumatra (northern; not known south of Sibolangit).

Habitat — At low altitudes in forest.

7. *Heterogonium wenzelii* (Copel.) Holttum, comb. nov. — *Ctenitis wenzelii* Copel., Philipp. J. Sci. 81 (1952) 25, pl. 18; Fern Fl. Philipp. (1960) 296. — Type: *Wenzel 165*, Leyte (US; iso MICH).

Stipe to 50 cm long, dark, minutely hairy above base, near base bearing scales 8×1 mm and longer hairs; sterile lamina not known; *fertile lamina* to 35 cm long; *basal pinnae* to 15 cm long with stalks 10–12 mm, bearing a pair of free pinnules and 2 or 3 pairs adnate; basal basiscopic pinnule 3.5×0.9 cm, deeply lobed, longest basiscopic pinnule 5 cm long, 4 mm wide, lobes on distal part of pinnae much narrower, lobulate, widely spaced and connected by a narrow wing along the costa; *second pair of pinnae* 10 cm or more above basal ones, shaped as distal part of basal pinnae; *veins* not visible on the surface, forming narrow areoles along the costa on distal parts of pinnae, free and forked in pinna-lobes; lower surface of costae and costules bearing sparse short hairs; upper surface of costae densely hairy, of costules less so, a few hairs present near sinuses; sori exindusiate, mostly round, on veins in lobes of pinnae, those on basal veins sometimes elongate.

Distribution — *Malesia*: Philippines (known only from the type collection).

Note — Copeland failed to observe the anastomosis of veins. It is probable that sterile fronds (not yet known) have wider pinnae than fertile ones, with wider lobes, and veins anastomosing all along the costae.

8. *Heterogonium calcicola* K. Iwatsuki & M. Kato, Acta Phytotax. Geobot. 34 (1983) 133.

— Type: *Kato, Okamoto & Ueda B-11680*, Kalimantan Timur, $1^{\circ} 30' N$, $117^{\circ} 30' E$ (KYO).

Stipe to 32 cm long, dark but not glossy, scales on basal 15 cm 10×1.5 mm; *lamina* to 48 cm long, texture very firm, small veins not visible on surface, fertile and sterile fronds almost alike; pinnae well-spaced, to 12 pairs, all stalked except c. 2 distal adnate pairs, stalks of lower pinnae 5 mm long; *basal pinnae* a little reduced, to 3 cm wide, not greatly widened on the basiscopic side; *suprabasal pinnae* to 9×2.5 cm, lobed to 3–4 mm from the costa, base truncate, apex rather abruptly narrowed, lobes quite entire, c. 6 mm wide at their bases; *veins* all free, simple or once forked; lower surface glabrous apart from some sparse minute hairs near bases of costae; upper surface of costae densely short-hairy, a few very short hairs also present near sinuses; sori exindusiate, usually not at apices of veins, present on both branches of forked veins, those near apices of pinna-lobes round, those on basal acroscopic veins considerably elongate.

Distribution — *Malesia*: Borneo (known only from the type locality; with 2 additional collections).

Habitat — On mountain slopes at 150–1000 m, in calcareous area.

9. *Heterogonium novoguineense* Holttum, Kalikasan 4 (1975) 221. — Type: New Guinea, without locality or collector's name (L 908,304-112, -113, -114).

Stipe to 30 cm long, dark-castaneous, bearing sparse short hairs abaxially; sterile fronds unknown; *fertile lamina* to 35 cm long, bearing 13 pairs of free pinnae; *basal pinnae* 10 cm long with stalks 2–3 mm, 2.5 cm wide in the middle, basal basiscopic lobe 5 mm long, acroscopic 10 mm, longest basiscopic lobe 15 mm long, crenate; *suprabasal pinnae* to 10×2.2 cm, near their bases lobed to 1 mm or less from the costa, the lobes well separated, at most slightly crenate distally (apart from the basal acroscopic ones); costules 4.5 – 5 mm apart; *veins* 6 pairs, forked except the distal ones; lower surface quite glabrous; upper surface of costae densely short-hairy, a few thick hairs present between veins near the margin, especially at sinuses; sori exindusiate, terminal on acroscopic vein-branches.

Distribution – *Malesia*: New Guinea, apart from the type, Biak Island.

Habitat – On limestone (Biak).

Note – Specimens of the type collection were annotated by Zippel, and were probably collected by him; he is known to have collected ferns on limestone in western New Guinea.

10. *Heterogonium stenosemioides* (Baker)

C. Chr., Index Filic. Suppl. 3 (1934) 111; Holttum, Reinwardtia 1 (1950) 30; Kalikasan 4 (1975) 223. — *Acrostichum* (*Polybotrya*) *stenosemioides* Baker, J. Linn. Soc. Bot. 22 (1886) 230. — *Polybotrya stenosemioides* (Baker) Copel., Polypod. Philipp. (1905) 40; Alderw., Malayan Ferns (1908) 725. — Type: *G.F. Hose 158*, Sarawak, G. Matang (K).

Polybotrya nieuwenhuisii Racib., Bull. Int. Acad. Sci. Cracovie (1902) 57; Alderw., Malayan Ferns (1908) 724. — *Heterogonium nieuwenhuisii* (Racib.) C. Chr., Index Filic. Suppl. 3 (1934) 111. — Type: Cult. Hort. Bog. ex Borneo leg. Nieuwenhuis, 2K.XIII.2 (BO).

Polybotrya nieuwenhuisii var. *brookii* Alderw., Bull. Jard. Bot. Buitenzorg II, 23 (1916) 19. — Type: *Brooks 195 S*, Sumatra (BO, BM).

Stipe castaneous to very dark, of fertile fronds 40 cm or more long, shorter on sterile, minutely hairy throughout on abaxial surface, basal scales narrow, to more than 10 mm long. *Sterile frond*: lamina to 35 cm long; *pinnae* to c. 12 pairs; middle lobes of basal pinnae little longer on basiscopic than on acroscopic side, the largest on both sides often \pm crenate with some forked veins; supra-basal pinnae to about 12 cm long and 3 cm wide, lobed 3/5–3/4 towards the midrib, the basal lobes of several pinnae narrowed at their bases, their apices \pm acute and margins \pm crenate; *veins* in other lobes mostly simple; lower surface of costae rather closely hairy, hairs variable in length, short slender hairs also \pm abundant on and between veins (few on the type), upper surface of costae densely short-hairy, scattered long thick hairs \pm abundant between veins. *Fertile frond*: *pinnae* to c. 8 cm long, usually less than 1 cm wide, very deeply lobed, lobes commonly 2 mm wide; sori all along veins, at maturity completely covering lower surface; fronds of intermediate form may occur.

Distribution – *Malesia*: Borneo, S Sumatra.

Habitat – In lowland forest.

11. *Heterogonium alderwereltii* Holttum, Sarawak Museum J. 5 (1949) 163; Revis. Fl. Malaya 2 (1955) 522, f. 305; Kalikasan 4 (1975) 229; new name for *Pleocnemia stenosemioides* Alderw., Bull. Jard. Bot. Buitenzorg III, 2 (1920) 164, non Christ 1934. — *Tectaria stenosemioides* (Alderw.) C. Chr., Index Filic. Suppl. 3 (1934) 184. — Type: *Lörzing 5161*, Sumatra, Sibolangit (BO).

Pleocnemia membranifolia auct.: Bedd., Handb. Ferns Brit. India, Suppl. (1892) 48, p. p.

Differs from *H. pinnatum* as follows: both sterile and fertile fronds have up to 3 pairs of stalked or sessile pinnae and to 3 pairs adnate, and in both there is irregularity in the formation of costal areoles which in part or whole of a pinna may be lacking, especially in the narrower fertile pinnae; *lamina* of fertile fronds to 30 cm long with a scaly bud present sometimes at the base of an upper pinna (in *H. pinnatum* such buds only occur on sterile fronds); supra-basal fertile pinnae 10–15 mm wide, lobed to 1–2 mm from the costa, lobes to 2.5 mm wide; *sori* at first round and clearly separate, terminal on veins, indusiate; indusia thin, soon shrivelling.

Distribution – Peninsular Thailand; *Malesia*: N Sumatra, Malay Peninsula.

Habitat – All records from limestone, or limestone areas.

Note – This species always grows in association with *H. pinnatum* and may be of hybrid origin, possibly *H. pinnatum* \times *H. sagenioides*, in which case it would be a triploid. Experimental evidence is desirable. The type is smaller than the Peninsular specimens from which the above description is drawn but otherwise agrees with them.

12. *Heterogonium aspidioides* Presl, Epim.

Bot. (1851) 143; C. Chr., Gard. Bull. Sing. 7 (1934) 258; Holttum, Sarawak Museum J. 5 (1949) 164; Copel., Fern Fl. Philipp. (1960) 300; Holttum, Novit. Bot. Delect. Sem. Horti Bot. Univ. Carol. Prag. 1968 (1969) 35; Kalikasan 4 (1975) 224, excl. syn. *Aspidium profereoides* Christ. — *Tectaria aspidioides* (Presl) Copel., Philipp. J. Sci. 38 (1929) 137. — Type: *Cuming 295*, Leyte (PRC; iso BM, K). *Gymnogramma ambigua* Hook., Sp. Fil. 5 (1864) 150. — *Digrammaria ambigua* auct.: Presl, Tent. Pterid. (1836) t. IV, f. 12, 17; 117, p. p., excl.

- Asplenium ambiguum* Sw. — *Tectaria ambigua* (Hook.) Copel., Philipp. J. Sci. 2 (1908) Bot. 415. — *Dictyopteris ambigua* (Hook.) Alderw., Malayan Ferns (1908) 521. — Type: *Cuming 154*, Luzon (K; iso BM).
- Gymnogramma philippinensis* Fée, Mém. Foug. 5. Gen. Filic. (1852) 181. — *Phegopteris philippinensis* (Fée) Mett., Farngett. IV (1858) 26, excl. 2nd var. — Type: *Cuming 321*, Samar (iso BM, K).
- Stenosemia aurita* auct.: J. Sm. in Hook., Gen. Fil. (1842) t. 94, for *Cuming 295*, *321* and figs. 1–4 only.
- Lastrea spectabilis* auct.: J. Sm., J. Bot. 3 (1841) 412, for *Cuming 154* only.

Fronds dimorphous. *Sterile frond*: stipe to at least 35 cm long, not very dark, minutely hairy throughout, basal scales to c. 12 × 1.5 mm; lamina to at least 50 cm long; free pinnae to 10 pairs and 2 or 3 pairs adnate, lower pinnae distinctly stalked; largest suprabasal pinnae 17 × 3.5 cm, near their bases lobed 3/4 towards costa, less deeply distally; costules to 8 mm apart; lobes entire, obtuse; *veins* anastomosing in 1 row of costal areoles with few additional areoles below sinuses, costular areoles rare; basal pinnae to 5 cm wide, lobed almost to the costa at their bases, lobes all entire, costular areoles lacking or 1 or 2 in longest lobes; lower surface of costae bearing sparse slender hairs to 1 mm long; upper surface of costae bearing dense thicker hairs of variable length, to more than 1 mm, thick hairs scattered all over upper surface between veins; buds lacking on upper surface of costae. *Fertile frond*: stipe to 60 cm long; lamina to 50 cm long; *suprabasal pinnae* to 14 × 2.5 cm, lobed to c. 2 mm from costa or more deeply near their bases, basal lobes sometimes ± elongate and rarely crenate; costal areoles present in widest pinnae, usually lacking distally and sometimes almost wholly lacking; costular areoles rare; *veins* in lobes often forked; *basal pinnae* wider, their middle lobes rarely crenate; hairs on both surfaces of costae short, no hairs present between veins on upper surface; *sori* exindusiate, spreading along basal half or more of veins, on both branches of forked veins.

Distribution — *Malesia*: Philippines (Luzon, Mindoro, Leyte, Samar), Central Celebes, doubtfully in Borneo.

Habitat — In forest at altitudes to 700 m.

13. *Heterogonium profereoides* (Christ)

Copel., Univ. Calif. Publ. Bot. 16 (1929) 61; C. Chr., Gard. Bull. Straits Settlements 7 (1934) 259; Holttum, Sarawak Museum J. 5 (1949) 164; Copel., Fern Fl. Philipp. (1960) 300. — *Aspidium profereoides* Christ, Philipp. J. Sci. 2 (1907) Bot. 158. — *Pleocnemia profereoides* (Christ) Alderw., Malayan Ferns (1908) 812. — Type: *Copeland 1467A*, Mindanao (MICH).

Aspidium subaequale Rosenst., Feddes Rep. Spec. Nov. Regni Veg. 12 (1913) 176. — *Tectaria subaequalis* (Rosenst.) Copel., Philipp. J. Sci. 9 (1914) Bot. 5. — *Dictyopteris subaequalis* (Rosenst.) Alderw., Malayan Ferns (1908) 323. — *Heterogonium subaequale* (Rosenst.) Holttum, Reinwardtia 3 (1955) 274. — Type: *Keyser 107*, NE New Guinea, Sattelberg (B).

Heterogonium aspidioides auct.: Holttum, Kalikasan 4 (1975) 224, p. p.

Caudex erect, to at least 15 cm tall; fronds variably a little dimorphous; stipe to at least 50 cm long, not very dark, minutely hairy; basal scales firm, to almost 2 mm wide, scales above base early caducous; lamina to at least 80 cm long; pinnae to at least 12 pairs, lobed apical lamina relatively short; suprabasal pinnae to 23 × 5 cm, those fully fertile more deeply lobed and with more widely separated lobes than those with few sori (wholly sterile pinnae rare); *costules* on largest fronds 10–12 mm apart; lobes entire, obtuse, or the more fully fertile ones ± attenuate with sinuous margins; basal pinnae very deeply lobed near their bases, the basal pair of lobes sometimes almost free; *veins* forming costal areoles and many additional ones below sinuses between lobes, in the lobes many pairs of costular areoles and usually some between these and the margin; lower surface of costae glabrescent, upper surface densely covered with short hairs, a few hairs present near sinuses between lobes on upper surface; scaly buds often present on upper surface of costae near their bases; *sori* exindusiate, in one row on each side of costules, also very irregularly between costae and sinuses between lobes, variously elongate along veins, almost all on connected veins, a few on free veins near apices of lobes. — **Fig. 19g.**

Distribution — *Malesia*: Borneo (Sabah, Sarawak), Philippines (Mindanao, Mindoro), New Guinea.

Habitat – In lowland forest and to 1000 m; in the G. Mulu National Park, Sarawak, often in limestone areas.

Note – The above description is based on the largest plants from G. Mulu, but much smaller plants with pinnae 10 cm long may be fertile, especially on limestone. One collection from Mt Kinabalu has narrower fertile pinnae, little different from those of *H. aspidioides* but with sori almost all on connected veins. The larger specimens are intermediate between *H. aspidioides* and *H. giganteum*. They need experimental treatment to arrive at a better understanding of this relationship. The presence of scaly buds on the upper surface of costae is notable.

- 14. *Heterogonium giganteum*** (Blume) Holttum, Sarawak Museum J. 5 (1949) 166; Kalikasan 4 (1975) 226. — *Aspidium giganteum* Blume, Enum. Pl. Javae (1828) 159; Hook., Sp. Fil. 4 (1862) 50, p. p.; C. Chr., Index Filic. (1905) 75, p. p. — *Pleocnemia gigantea* (Blume) Presl, Epim. Bot. (1851) 259; Racib., Pteridop. Buitenzorg (1898) 193; Alderw., Malayan Ferns (1908) 173, excl. syn. — *Sagenia gigantea* (Blume) T. Moore, Index Filic. (1858) 92. — *Nephrodium giganteum* (Blume) Baker, Syn. Fil. (1867) 300, p. p. — *Dryopteris gigantea* (Blume) Kuntze, Revis. Gen. Pl. 2 (1891) 812. — *Tectaria gigantea* (Blume) Copel., Philipp. J. Sci. 2 (1908) Bot. 410; Backer & Posth., Varenfl. Java (1929) 72 [not sensu Ching, Sinesisia 2 (1931) 17]. — Type: *Blume s.n.*, Java (L). *Aspidium saxicola* Blume, Enum. Pl. Javae (1828) 160. — *Dictyopteris saxicola* (Blume) Alderw., Malayan Ferns (1908) 515. — *Heterogonium saxicola* (Blume) Holttum, Sarawak Museum J. 5 (1949) 165, f. 2; Revis. Fl. Malaya 2 (1955) 525, f. 308. — Type: *Blume s.n.*, Java (L). *Polypodium petrophyum* Blume, Fl. Javae Filic. (1829) 163, t. 71. — *Dictyopteris petrophya* (Blume) T. Moore, Index Filic. (1861) 318. — *Phegopteris petrophya* (Blume) Mett., Ann. Mus. Bot. Lugd.-Bat. 1 (1864) 225. — Type: as for *Aspidium saxicola* Blume. *Polypodium megalocarpum* Hook., Sp. Fil. 5 (1864) 102. — *Dictyopteris megalocarpa* (Hook.) J. Sm., Hist. Fil. (1875) 195. — *Phegopteris megalocarpa* (Hook.) Salomon, Nomencl. Gefässkrypt. (1883) 276. — *Pleocnemia megalocarpa*

(Hook.) Bedd., Handb. Ferns Brit. India, Suppl. (1902) 48; Alderw., Malayan Ferns (1908) 172. — *Tectaria megalocarpa* (Hook.) C. Chr., Index Filic. Suppl. 3 (1934) 182. — Type: *T. Lobb s.n.*, Java (K).

Nephrodium oligodictyon Baker, Ann. Bot. (London) 5 (1891) 328. — Type: *Hutton*, Malay Is. ex Herb. Veitch (K); probably from Java.

Tectaria elliptica Copel., Philipp. J. Sci. 9 (1914) Bot. 228. — *Dictyopteris elliptica* (Copel.) Alderw., Malayan Ferns Suppl. (1917) 322. — Type: *C.J. Brooks 81S*, Sumatra, Lebong Tandai, Benkoelen (MICH; iso BM).

Dictyopteris distincta Alderw., Bull. Jard. Bot. Buitenzorg III, 5 (1922) 193. — Type: Cult. Hort. Bot. Bog. ex Sibolangit, Sumatra (BO).

Tectaria calcicola Copel., Brittonia 1 (1931) 72, pl. 1. — Type: *Clemens 20745*, Sarawak, Bidi cave (UC; iso K, NY).

Fronds of largest plants differing from largest fronds of *H. profereoides* as follows: *apical lamina* commonly 20 cm long, deeply many-lobed, grading to adnate pinnae; pinnae rarely more than six pairs, sometimes all slightly adnate except the basal ones, lacking buds on upper surface of costae, largest to 28 × 6 cm, lobed near their bases to 3 mm from costa (sterile ones less deeply), lobes of the largest sometimes slightly crenate; *basal pinnae* short-stalked, distinctly shorter than those next above them, middle basisopic lobes of largest sometimes much elongate and lobulate; *sori* sometimes almost circular, usually ± elliptical and attached by a short linear receptacle, indusiate or not, the indusia (if present) persistent but not covering the whole sorus.

Distribution – *Malesia*: Western, Moluccas.

Habitat – In forest, to 1000 m or more, on stream banks and on steep slopes in ravines, apparently sometimes on limestone.

Note – I see no distinction in other characters between fronds with indusiate and exindusiate sori. I have seen distinctly crenate lobes of suprabasal pinnae only in Blume's type collection. One collection from limestone in Sarawak (*Paul & Erwin S 27482*) has somewhat elongate indusiate sori, several pairs of stalked pinnae and a bud on the upper surface of the costa of one of them; it is perhaps a hybrid. Of six known collections from the Malay Peninsula only one is indusiate. A widely distributed species but nowhere abundant.

15. *Heterogonium pluriseriatum* Holttum, *Kalikasan* 4 (1975) 228. — Type: *C. G. Mathew s.n.*, 1913, Sumatra, G. Singgalang (K).

Suprabasal pinnae to 9 cm apart, to 32 cm long and 9 cm wide, lobed to 5–6 mm from costae; costules c. 1.7 cm apart along costae; lobes crenate, narrowed in distal 2 cm to an almost acute tip, c. 10 mm wide, the sinuses between them broadly rounded; *veins* forming narrow areoles along costae with one series of small additional areoles below sinuses, also a regular series of costular areoles connecting the veins which run from costules to the marginal crenatures, the veinlets from such veins also sometimes anastomosing; upper surface of costae and costules closely short-hairy, surfaces otherwise glabrous; *sori* small, round or nearly so, exindusiate, on veinlets on each side of the small veins which run from costules to crenatures.

Distribution — *Malesia*: Sumatra (West, 2 coll.).

Habitat — In forest, the type at 1200 m.

Note — The type consists of 3 suprabasal pinnae only. The second collection, *Alston 14315*, above Indrapura, is a smaller specimen.

16. *Heterogonium teysmannianum* (Baker)

Holttum, *Reinwardtia* 1 (1950) 29, excl. syn. *Polypodium obscurum* Hook.; *Kalikasan* 4 (1975) 223. — *Acrostichum (Stenosemia) teysmannianum* Baker in Becc., *Malesia* 3 (1886) 56. — *Stenosemia teysmanniana* (Baker) Diels in E. & P., *Nat. Pflanzenfam.* I, 4 (1899) 198; Alderw., *Malayan Ferns* (1908) 727. — Type: *Teijsmann 10696*, Sumba (BO; iso K, L).

Stipe to at least 50 cm long, dark and glossy above the base, scales on basal part to 10 × 1 mm; fronds very dimorphous. *Sterile frond*: lamina to 70 cm or more long; suprabasal pinnae to 21 × 4 cm, lobed to 2–2.5 mm from the costa, lobes well spaced, mostly entire (rarely slightly crenate), narrowed distally; basal veins in lobes usually free, but sometimes forming areoles along costae; *veins* above the base forked once or twice, often forming areoles along costules; erect hairs 0.1 mm long abundant on lower surface of costae. *Fertile frond*: pinnae to 2 cm wide, lobed to less than 1 mm from the costa, lobes 2 mm wide, widely separate; *veins* forming one narrow areole on each side of costules; sporangia densely arranged along all veins.

Distribution — *Malesia*: Lesser Sunda Islands (Sumba, Flores, Babar).

Habitat — A specimen from Babar grew on coral rock, in shade; no information with type.

17. *Heterogonium pinnatum* (Copel.) Holttum, *Sarawak Museum J.* 5 (1949) 163; Revis. *Fl. Malaya* 2 (1955) 524, f. 307; *Kalikasan* 4 (1975) 229. — *Stenosemia pinnata* Copel., *Philipp. J. Sci.* 1 (1906) Suppl. 146; *Philipp. J. Sci.* 2 (1908) Bot. 23; Alderw., *Malayan Ferns* (1908) 727; Copel., *Fern Fl. Philipp.* (1960) 302. — Type: *Copeland 1601*, Mindanao (MICH).

Pleocnemia membranifolia auct.: Bedd., *Handb. Ferns Brit. India*, Suppl. (1892) 48, p.p., not *Nephrodium membranifolium* Presl.

Fronds strongly dimorphous. *Sterile frond*: stipe dark purplish brown, commonly 15–30 cm long, minutely hairy, later glabrescent on the abaxial surface (persistent longer hairs near apex), basal scales c. 8 mm long, less than 1 mm wide; *lamina* 15–20(–30) cm long, on young plants deltoid, on older plants elongate; *basal pinnae* with stalks 2 mm long, above them 1–3 pairs of ± adnate pinnae often with buds at their bases; basal pinnae to c. 12 × 4 cm, lobed to 5–7 mm from the costa, lobes broad, obtuse, entire; *suprabasal pinnae* lobed less than halfway to costa, upper ones much less deeply; apical lamina deltoid, deeply lobed, lobes entire; *veins* forming areoles along costae of pinnae and a few along costules in lobes of larger pinnae; lower surface variably short-hairy on costae, otherwise almost glabrous; upper surface densely hairy on costae with a few short thick hairs near sinuses. *Fertile frond*: stipe to at least 45 cm long; lamina to c. 15 cm long, its parts as in sterile fronds but pinnae lobed to a very narrow wing along costae, lobes less than 2 mm wide and well-spaced, covered beneath by sporangia which project beyond the margin. — **Fig. 19d–f.**

Distribution — S Thailand; *Malesia*: Sumatra, Malay Peninsula, Borneo, Philippines.

Habitat — On limestone in shade, often abundant, also rarely on other rocks in Malaya, more frequently in Luzon; in alluvial forest in limestone area of G. Mulu, Sarawak.

Cytology — The chromosome number 80–82 was recorded by Manton in Holttum (1955), now been corrected by T.G. Walker (in litt.) to $n = 80$.

Note — One specimen from Gopeng (Perak) has basal pinnae of *Tectaria* form on one frond.

CYCLOPELTIS

Cyclopeltis J. Sm., Companion Bot. Mag. 72 1846) 36; Hist. Fil. (1975) 225; Copel., Gen. Fil. (1947) 112; Tryon & Tryon, Ferns & Allied Pl. with spec. ref. to Trop. America (1982) 484, f. 71: 1, 3, 4; Holttum, Gard. Bull. Sing. 39 (1986) 160. — *Hemicardion* Fée, Mém. Foug. 5. Gen. Filic. (1852) 282, pl. 22A. — Type species: *Hemicardion nephrolepis* Fée = *Cyclopeltis semicordata* (Sw.) J. Sm.
Aspidium (§ *Polystichum*) p.p. auct.: Hook. Sp. Fil. 4 (1862) 16.
Polystichum p.p. auct.: Bedd., Handb. Ferns Brit. Ind. (1883) 201.

Caudex short, erect, its scales narrow, entire or with marginal teeth formed by outgrowths from single cells; fronds simply pinnate; rachis rounded on both surfaces in living plants, the lower surface bearing small scales and short erect multicellular hairs, upper surface almost glabrous; pinnae sessile, articulate to the rachis, subentire, their bases cordate at least on the basiscopic side (hastate on one species); unicellular glands lacking; *veins* free, arising from the costae of pinnae in paucipinnate groups, the lower veinlets not nearly reaching the margin; *sori* dorsal on lateral veinlets, in one to several irregular rows parallel to the costa; *indusia* peltate. — **Fig. 20.**

Distribution — *Malesia* and SE Asia (c. 6 species); widely in tropical America (1 species).

Habitat — Forest plants of low altitudes; all records indicate a rocky habitat, some species on limestone.

Cytology — Base chromosome number 41 (*C. semicordata* only). The only recorded cytological observation is of the West Indian species, which is diploid.

Taxonomy — This small genus is not nearly allied to any other in the *Tectaria* group. The plants grow on rocks, where their roots would be more quickly affected by periods of dry weather than those of plants rooted in the soil; the small simple and articulate nature of their pinnae are well adapted to this habitat. But the reduction of lower pinnae and lack of any distinctive character in them are peculiar in this group of genera. The nature of the marginal teeth (where such exist) on scales of the caudex and stipes is also (so far as my observation goes) peculiar. The nature and distribution of hairs on the rachis resemble those in *Pteridrys*.

The distribution of *Cyclopeltis* is peculiar, also the fact that although quite widely distributed in the American tropics it is there very uniform, whereas in *Malesia* there are certainly several species, though they were not clearly distinguished by the earlier authors, the result being a complex synonymy.

The West Indian species was the first known and is therefore the type; it was included in *Polystichum* by earlier authors on account of its peltate indusia. In 1846 John Smith had a plant in cultivation at Kew and for the first time recognized the distinctness of the genus, but he did not clearly distinguish between the West Indian species and Philippine ones of which he had specimens collected by Cuming.

KEY TO THE SPECIES

- 1a. Bases of pinnae, at least on their acroscopic side, cordate 2
- b. Bases of pinnae hastate, their basal auricles acuminate 5. *C. mirabilis*
- 2a. Pinnae of mature plants 10 cm or more long 3
- b. Pinnae of mature plants c. 3.5 cm long 4. *C. rigida*
- 3a. Few pairs of lower pinnae slightly reduced and more widely spaced; scales bearing marginal teeth 1. *C. crenata*
- b. Many pairs of lower pinnae gradually much reduced; scales lacking marginal teeth 4
- 4a. Sori exindusiate; acroscopic bases of middle pinnae not cordate 2. *C. novoguineensis*
- b. Sori indusiate; acroscopic bases of middle pinnae cordate 3. *C. presliana*

1. **Cyclopeltis crenata** (Fée) C. Chr., Index Filic. Suppl. 3 (1934) 64. — *Hemicardion crenatum* Fée, Mém. Foug. 5. Gen. Filic. (1852) 283, t. 22A, f. 1. — *Aspidium semicordatum* Sw. var. *crenatum* Hook., Sp. Fil. 4 (1862) 17. — *Cyclopeltis semicordata* var. *crenata* Alderw., Malayan Ferns (1908) 163. — Type: *Gaudichaud s.n.*, Tourane (RB, not seen; iso K).

Aspidium semicordatum var. *truncatum* Hook., Sp. Fil. 4 (1862) 17. — Type: *Parish s.n.*, Moulmein (K).

Cyclopeltis latupana Alderw., Bull. Jard. Bot. Buitenzorg II, 16 (1914) 5; Malayan Ferns Suppl. (1917) 138. — Type: *Rachmat 869*, Sulawesi, Mt Latupa (BO).

Cyclopeltis zamboangana Copel., Philipp. J. Sci. 81 (1952) 21; Fern Fl. Philipp. (1960) 250. — Type: *Copeland 1549*, 1904, Mindanao (MICH, teste M.G. Price).

Polystichum semicordatum auct. non (Sw.) Moore: Bedd., Ferns Brit. India (1865) t. 35; Handb. Ferns Brit. India (1883) 201, for Asian and Malesian specimens only.

Scales on caudex to more than 15 mm long, less than 1 mm wide, bearing (at least distally) many short teeth formed by outgrowths from marginal cells (in some Bornean specimens very short); *stipe* 15–40 cm long, scaly throughout when young; *lamina* to 60 cm or more long; *pinnae* commonly to 20 pairs, distal ones gradually smaller and falcate, lamina-apex pinna-like, a few pairs

lower pinnae more widely spaced and slightly reduced; *middle pinnae* almost at right angles to the rachis, largest sterile ones 13 × 2 cm, almost contiguous, fertile ones often narrower and more widely spaced, base truncate to subcordate on acroscopic side, rounded to deeply cordate on basiscopical side, margins ± crisped when living, entire or ± crenate, apex short-acuminate; upper surface of rachis and costae glabrous or a few hairs present near bases of costae of lower pinnae; lower surface of rachis bearing many narrow scales and also short erect hairs, more slender hairs present on costae; *sori* dorsal on veinlets, or sometimes terminal on the basal acroscopic one of each group, usually in 3 irregular rows on each side of the costa; *indusia* small, not covering sorus at maturity, shrivelling later. — **Fig. 20a–c.**

Distribution — Southern Burma, Thailand and Vietnam; Hainan; in *Malesia*: western Malesia and Philippines.

Habitat — In forest on rocks, usually but not always on limestone.

Hybrids — Mr M.G. Price, who has made extensive field studies of ferns on Mt Makiling, Luzon, writes that though both *C. crenata* and *C. presliana* grow in the forest on that mountain, he observed no hybrids, but that *Weber 1547* and *Ramos BS 13829*, both from Cagayan Province, Luzon, are probable hybrids. *Weber 1547* is represented at Kew; it is intermediate in frond-form between the two species and its scales have some teeth.

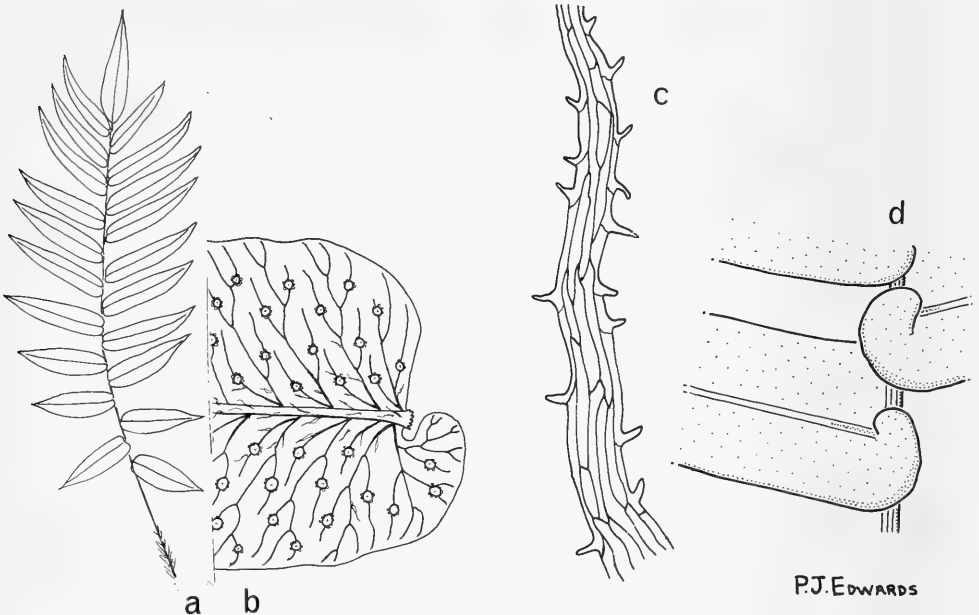


Fig. 20. *Cyclopeltis crenata* (Fée) C. Chr. a. Entire sterile frond, $\times 0.17$; b. base of a fertile pinna, $\times 2.6$; c. tip of a rhizome scale, showing marginal teeth, $\times 0.48$. — *C. presliana* (J. Sm.) Berkeley. d. Bases of two middle pinnae, $\times 0.17$ (a & c: *Matthew s.n.*, 23-11-1912; b: *Holtum s.n.*, 23-2-1949; d: *Hose 288*).

2. *Cyclopeltis novoguineensis* Rosenst., Feddes Repert. Spec. Nov. Regni Veg. 10 (1912) 329; Alderw., Malayan Ferns Suppl. (1917) 139. — Type: *Bamler 46*, New Guinea, Logaueng (orig. not seen; probable isotype BM).

Aspidium semicordatum var. *biauriculatum* Baker, J. Linn. Soc. Bot. 19 (1882) 294. — *Cyclopeltis presliana* var. *biauriculata* (Baker) Alderw., Bull. Dép. Agric. Indes Néerl. 18 (1908) 6; Malayan Ferns (1908) 164. — Type: *R.B. Comins s.n.*, Solomon Islands (K).

Stipe 4–20 cm long, bearing scales throughout; basal scales to more than 15 mm long, less than 1 mm wide, thin, not toothed; *lamina* to 100 cm long; rachis very copiously short-hairy on the lower surface with some very narrow scales; *pinnae* many pairs, distal and lower ones gradually smaller; middle pinnae to c. 14×1.5 cm, acroscopic base truncate with a \pm distinct acute auricle, basicopic base strongly cordate, margins entire or irregularly undulate, apex of pinnae of larger fronds

narrowly acuminate, short-acuminate on small fronds; *basal pinnae* c. 1 cm long and wide with cordate acroscopic base; *sori* exindusiate, in 1 or 2 irregular rows parallel to the costa, the inner row terminal on basal acroscopic veinlets, the outer row mostly not terminal on next veinlets.

Distribution — *Malesia*: Eastern New Guinea, Bismarck Archipelago; Solomon Islands.

Habitat — Forest ferns on limestone soils, often on a steep slope, or on rocks or stream banks.

3. *Cyclopeltis presliana* (J. Sm.) Berkeley, Intr. Crypt. Bot. (1857) 513; Alderw., Malayan Ferns (1908) 165, name only; Copel., Fern Fl. Philipp. (1960) 249. — *Lastrea presliana* J. Sm. in J. Bot. (Hooker) 3 (1841) 412. — *Hemicardion cumingianum* Fée, Mém. Foug. 5. Gen. Filic. (1852) 283, nom. nov. superfl. — *Polystichum preslianum* (J. Sm.) T. Moore, Index Fil. (1857) 84; Copel., Polypod. Philipp. (1905) 16, p.p. — *Aspidium preslianum* (J. Sm.) Mett., Farnagatt. IV (1858) 36. — *Aspidium*

semicordatum Sw. var. *preslianum* Hook., Sp. Fil. 4 (1862) 17. — *Cyclopeltis cumingiana* (Fée) Morton, Contr. U.S. Natl. Herb. 38 (1967) 46. — Type: *Cuming* 68, Luzon (BM; iso K, RB).

Aspidium semicordatum Sw. var. *subdimorphum* Christ in Warb., Monsunia 1 (1900) 76. — Type: *Warburg* 16587, Celebes (B).

Cyclopeltis favrellii Kjellb., Bot. Jahrb. Syst. 66 (1933) 48. — Type: *Kjellberg* 3551, Celebes (BO; iso BM).

Scales on caudex to 15×1.5 mm, rather firm, entire; *stipe* 3–15 cm long, with rachis bearing narrower scales on abaxial surface; *lamina* to 100 cm long; pinnae very numerous, many lower pairs gradually reduced, the lowest sometimes only 1 cm long, upper pinnae also gradually reduced and grading to the frond-apex; middle pinnae commonly 10×1.5 cm, largest seen 13×1.8 cm, base variably cordate on acroscopic side, strongly so on basiscopic side; margins of larger pinnae distally irregularly sinuate to crenate; apex of pinnae on small fronds obtuse, on larger fronds gradually attenuate; lower surface of rachis densely covered with short erect hairs (residual narrow scales also present); lower surface of costae lacking hairs but sometimes bearing small scales; upper surface glabrous; *sori* mostly at apices of veinlets, in larger pinnae in 2 rather irregular rows nearer to margin than to costa, the inner row on basal acroscopic veinlets; *indusia* covering mature sori. — **Fig. 20d.**

Distribution — *Malesia*: Borneo, Philippines, Celebes, Moluccas (Ambon, Ceram), New Guinea.

Habitat — On limestone, in shade.

Note — In 1841 John Smith gave the name *Las-trea presliana* to a Cuming Philippine specimen which he recognized as distinct from the West Indian *Aspidium semicordatum* Sw., though Presl had previously ascribed a Haenke Philippine collection to the latter. Smith referred to Presl's description and also described a difference in venation between the species. Though the latter difference does not hold, Smith's name and his cited type are now accepted. In 1852 Fée published the first good description of the Philippine species, based on the same Cuming collection; Morton (1967) preferred to accept Fée's name on account of the error in John Smith's description.

4. *Cyclopeltis rigida* Holttum, Blumea 35 (1991) 556. — Type: *D.R. Pleyte* 997, New Guinea, Misool Is. (L; iso BO).

Stipe very short, its basal scales c. 5 mm long, narrow, dentate distally; *lamina* to 40 cm long; pinnae rigid, almost entire, narrowed both to base and apex, apex obtuse, base cuneate on the acroscopic side, middle ones 3.5×1 cm, lower ones decrescent, lowest 10–15 mm long; *veins* distinct on upper surface, not on lower; abaxial surface of rachis bearing many very narrow scales and very short hairs, costae also scaly beneath; *sori* in one row on each side of costae, indusiate; *indusia* firm, covering mature sori.

Distribution — *Malesia*: New Guinea (known only from the type collection).

Habitat — On rock-wall in forest.

Notes — *Cyclopeltis rigida* agrees in scales with *C. crenata* but differs in its much smaller rigid pinnae, the lower ones gradually reduced.

Cyclopeltis rigida has pinnae about the same length as those of *C. kingii* (Hance) Tagawa from the Caroline Islands, but the latter has thin pinnae differently shaped. The scales of the type of *C. kingii* are not well preserved but do appear to have marginal teeth distally.

5. *Cyclopeltis mirabilis* Copel., Philipp. J. Sci. 3 (1909) Bot. 346, pl. 4; Alderw., Malayan Ferns Suppl. (1917) 140. — Type: *C.J. Brooks* s.n., Sarawak, Bidi (MICH).

Stipe more than 35 cm long, its scales (not well preserved on the type) bearing some marginal teeth; frond-form as *C. crenata*, a few pairs lower pinnae slightly reduced; the bases of all pinnae strongly auricled on both sides, the auricles narrowly acuminate, the acroscopic one much shorter and narrower than the basiscopic one; largest pinnae c. 16×2 cm; *sori* as in *C. crenata* but in four rows.

Distribution — *Malesia*: Borneo (known from the type only).

Note — For much of the above information I am indebted to Mr M.G. Price who has examined the type. It appears that the type was a chance mutant from *C. crenata* which probably did not become dispersed and may now be extinct.

LASTREOPSIS

Lastreopsis R.C. Ching, Bull. Fan Mem. Inst. Biol. 8 (1938) 157; M.D. Tindale, Victoria Naturalist 72 (1957) 180; Contr. New South Wales Natl. Herb. 3 (1965) 249. — Type species: *Lastreopsis recedens* (J. Sm. ex Moore) Ching = *Lastreopsis tenera* (R. Br.) Tindale.

Parapolystichum (Keyserl.) Ching, Sunyatsenia 5 (1940) 239. — *Polystichum* § *Parapolystichum* Keyserl., Polyp. Herb. Bunge (1873) 11, 45. — *Dryopteris* subg. *Parapolystichum* (Keyserl.) C. Chr., Monogr. Dryopteris 2 (1920) 93. — Type species: *Parapolystichum effusum* (Sw.) Ching = *Lastreopsis effusa* (Sw.) Tindale (W Indies).

Caudex creeping or suberect, its vascular system a radially symmetrical dictyostele; *stipe* grooved on the adaxial surface with linear aerophores along the ridges bordering the groove; scales on caudex and near base of stipe firm, narrow, consisting mainly of narrow cells, not clathrate, scales on rest of frond small and never abundant; *frond* in almost all species deltoid-pentagonal, the basal pinnae longest and with elongate basal basicopic branches; *lamina* always much dissected, the ultimate leaflets always small and \pm deeply lobed with asymmetric bases, their margins thickened and decurrent to join the margins of the groove of the pinna-rachis, the prominent costae of the distal parts of pinnae decurrent to form a raised band between the thickened margins of the groove; *veins* always free; hairs almost always present on both surfaces of axes and often on lamina, always consisting of several cells, in some species acute, remaining stiff when dried, in other species not acute and becoming contorted when dried; unicellular glands sometimes present, ovoid to elongate; *sori* orbicular, indusiate or not, the indusia in some species bearing glands like those of the lamina; *sporangia* lacking appendages on the body but usually bearing glands on the stalk; spores winged or with many obtuse protuberances. — **Fig. 21.**

Distribution — Pantropic; about 35 species, most abundant in Australasia.

Habitat — Forest ferns, mostly of seasonal climates; Malesian species on mountains, mostly at high altitudes.

Cytology — Base chromosome number 41; Malesian species *L. rufescens* and *L. tenera* diploid; some Australian species tetraploid.

Taxonomy — In his Index Filicum (1905) Christensen included all species of *Lastreopsis*, as here delimited, in the genus *Dryopteris* which he recognized as being a complex, for which he proposed a tentative subdivision on pp. xx–xxii. In attempting a better subdivision, in his Monograph of *Dryopteris* (1913 and 1920), he limited himself to the species of tropical America. R.C. Ching spent three years (1929–1932) in Europe, studying ferns with Christensen and visiting the major European herbaria to see the types of Chinese species. He attempted to apply the ideas expressed in Christensen's Monograph to the species of Asia. In so doing he recognized that in Asia there is more than one group of species which accord with Christensen's definition of *Dryopteris* subg. *Ctenitis*. One such group he separated under the name *Lastreopsis* (1938) noting that the hairs on the frond are not contorted when dried; he included only four species (one of them is here excluded). In a new classification of *Leptosporangiate* ferns (1940) he raised *Dryopteris* subg. *Parapolystichum* (Keyserl.) C. Chr. to generic rank, placing it, without discussion, in the

family *Thelypteridaceae*, evidently because the hairs are different from those in his *Lastreopsis*, though they are quite different from the hairs shown by Christensen to be characteristic of *Thelypteris*. Ching added two species of the Pacific to those of tropical America included by Christensen in his subgenus.

Dr M.D. Tindale published an account of the Australian species of *Lastreopsis* in 1957. Then, looking more widely, she discovered that there are species of *Lastreopsis* in Africa and America and prepared a full monograph of the genus (1965) recognizing 33 species. In so doing she re-defined the genus and concluded that it comprises species with different types of hairs, including those placed in *Parapolystichum* by Ching. With this conclusion I agree. As an indication of past confusion, it is notable that synonyms in 14 different genera are recorded by Tindale.

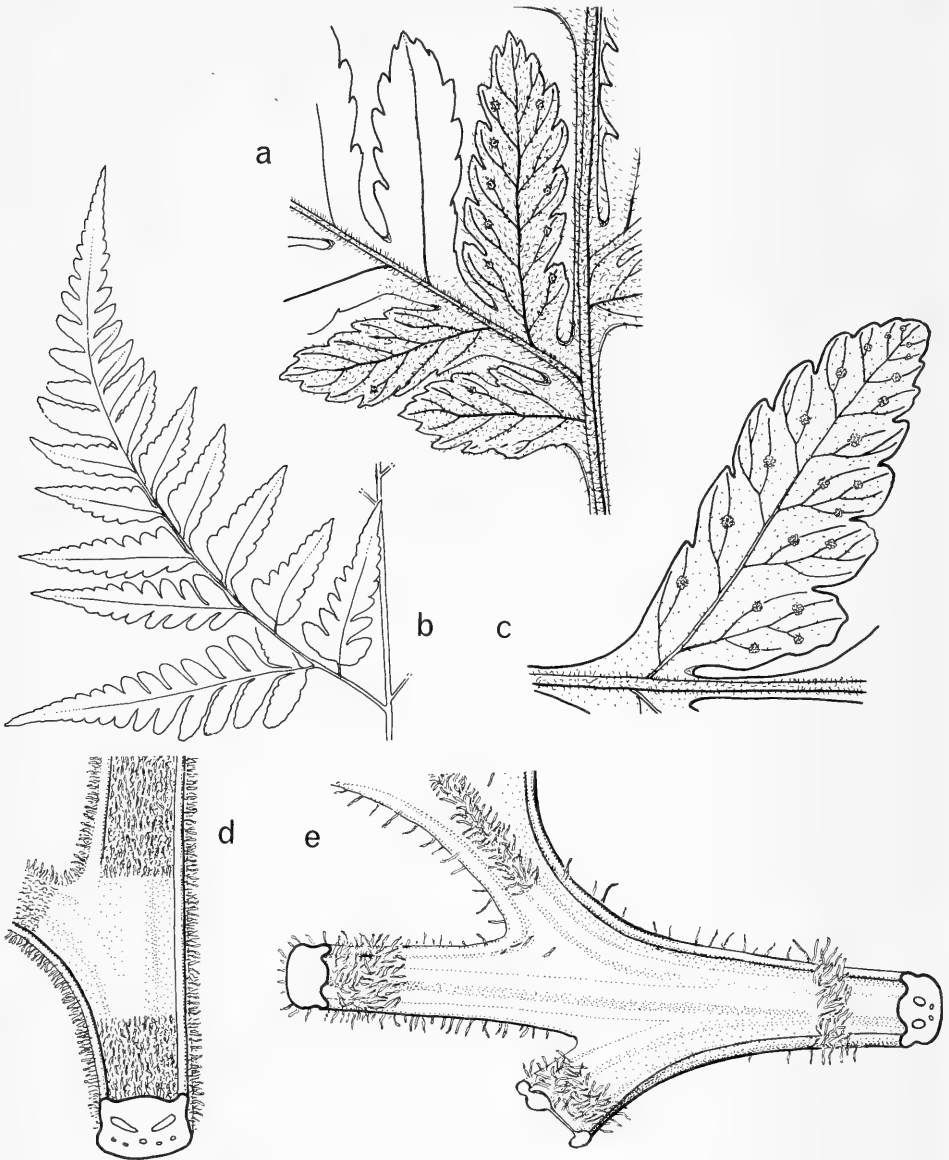
Lastreopsis accords with *Ctenitis* in the presence of glands on various parts of the frond, on indusia and on the stalks of sporangia. It differs from *Ctenitis* in scales, in the shape of axes of the frond in relation to the leaflets they bear (not noticed by Ching) and in the position of linear aerophores on stipe and rachis (mentioned by neither Ching nor Tindale). In scales *Lastreopsis* is nearer to *Tectaria* than to *Ctenitis*.

KEY TO THE SPECIES

- 1a. Hairs on upper surface of rachis ctenitoid, shrivelled when dried or with obtuse apical cells 2
- b. Hairs on upper surface of rachis persistently terete with acute apical cells
- 4. L. tenera**
- 2a. Sori exindusiate; scales less than 2 mm long 1. **L. rufescens**
- b. Sori indusiate; scales much longer 3
- 3a. Frond wholly anadromous 2. **L. novoguineensis**
- b. Frond catadromous distally 3. **L. subsparsa**

1. Lastreopsis rufescens (Blume) Ching, Bull. Fan Mem. Inst. Biol. 8 (1938) 160; Tindale, Victoria Naturalist 73 (1957) 184; Contr. New South Wales Natl. Herb. 3 (1965) 309; Sledge, Kew Bull. 27 (1972) 412. — *Aspidium rufescens* Blume, Enum. Pl. Javae (1828) 168. — *Polypodium rufescens* (Blume) Blume, Fl. Javae Filic. (1829) 194, t. 91; Bedd., Ferns S. India (1864) 78, t. 236. — *Phegopteris rufescens* (Blume) Mett., Ann. Mus. Bot. Lugd.-Bat. 1 (1864) 223; Bedd., Handb. Ferns Brit. India (1883) 293; Alderw., Malayan Ferns (1908) 493. — *Dryopteris rufescens* (Blume) C. Chr., Index Filic. (1905) 290; Backer & Posth., Varenfl. Java (1939) 48, f. 8. — Type: *Blume s.n.*, Java (L 908,338-446, left hand specimen).

Caudex short-creeping, covered with persistent appressed firm scales little over 1 mm long; *stipe* to 40 cm long, light castaneous, persistently scaly near base only; *lamina* to 45 cm long; basal pinnae to 20 cm long, bearing 1 or 2 pairs of free and 1 or 2 pairs adnate pinnules, the rest deeply lobed, the lobes crenate, basal basisopic pinnule to 11 cm long with 1 pair of free tertiary leaflets; basal acrosopic pinnule c. 7 cm long; middle pinnae deeply obliquely lobed, the largest with a pair of adnate pinnules; *rachis* bearing ctenitoid hairs 0.3 mm long on abaxial surface, thicker longer hairs on adaxial surface; many ± appressed cylindrical yellowish glands on lower surface, on and between veins; *sori* medial on pinna-lobes, on acrosopic branches where veins are forked, exindusiate, some



P.J. EDWARDS

Fig. 21. *Lastreopsis tenera* (R. Br.) Tindale. a. Base of a distal pinna, showing basiscopic base of lamina hardly thickened, $\times 4$. — *L. rufescens* (Blume) Ching. b. Outline of a basal pinna, $\times 0.5$; c. leaflet of a middle pinna, $\times 2.2$; d. upper surface of rachis and its junction with pinna-rachis, $\times 12$; e. upper surface of pinna-rachis of a middle pinna, showing the thickened margins of two pinnules joining the raised margin of the pinna-rachis, $\times 16$ (a: Copeland 2090; b, c: Mousset s.n., Java; d, e: Mousset 376).

cylindric glands present on stalks of sporangia; spores with inter-connected wings or crests. — **Fig. 21b–e.**

Distribution — Sri Lanka; in *Malesia*: Java and Lesser Sunda Islands; NE Queensland.

Habitat — On mountains, middle elevations to 2300 m, on shaded slopes.

2. *Lastreopsis novoguineensis* Holttum, *Blumea* 35 (1991) 557. — Type: *Nakaike 578*, Papua New Guinea, Central Prov., Waitape (K).

Caudex suberect, bearing firm scales to 6×1.5 mm; stipes to 60 cm long, scaly as caudex at the base, covered throughout with very short hairs; *lamina* to 35 cm long, very firm; basal pinnae to 25 cm long, bearing 4–5 pairs of free pinnules, the rest connected by a narrow wing along the pinna-rachis; basal basicopic pinnule to 13 cm long, bearing 1 pair of deeply lobed free tertiary leaflets 2.5×0.6 cm and many other pairs connected by a narrow wing; second pair of pinnae also with pinnate basal pinnules; upper pinnae all anadromous at their bases; lower surface of pinna-rachis bearing many glands and few very short hairs, upper surface bearing ctenitoid hairs 0.1 mm long; *sori* medial on veins, covered with very firm glabrous reniform indusia.

Distribution — *Malesia*: Papua New Guinea.

Habitat — Widely on mountains at 1800–3000 m altitude.

3. *Lastreopsis subsparsa* (Alderw.) Tindale, *Victoria Naturalist* 73 (1957) 184; *Contr. New South Wales Natl. Herb.* 3 (1965) 291. — *Dryopteris subsparsa* Alderw., *Bull. Jard. Bot. Buitenzorg II*, 20 (1915) 14; *Malayan Ferns, Suppl.* (1917) 170. — Type: *C.A. Backer 9803*, E Java, Besoeki, Mt Hyang (BO).

Dryopteris sparsa auct. [non (Ham.) Kuntze] p.p.: Backer & Posth., *Varenfl. Java* (1939) 46.

In size and form of fronds near *L. novoguineensis*, also in pubescence, but tertiary and other ultimate leaflets at most crenate; indusia small, caducous.

Distribution — *Malesia*: Java (known only from the type).

Habitat — At 2000 m altitude.

4. *Lastreopsis tenera* (R. Br.) Tindale, *Victoria Naturalist* 73 (1957) 181; *Contr. New South Wales Natl. Herb.* 3 (1965) 316; Sledge, *Kew Bull.* 27 (1972) 411; DeVol & Kuo, *Fl. Taiwan* 1 (1975) 334, f. 119; Brownlie, *Fl. Nouv. Caled.* 3 Pterid. (1969) 226; Pterid. *Fl. Fiji* (1977) 307. — *Nephrodium tenerum* R. Br., *Prod.* (1810) 149. — *Dryopteris tenera* (R. Br.) C. Chr., *Index Filic.* (1905) 297. — *Ctenitis tenera* (R. Br.) Copel., *Gen. Fil.* (1947) 125. — Type: *R. Brown 23*, Queensland (BM, K).

Lastrea recedens J. Sm. ex Moore, *Gard. Chron.* (1855) 708 with fig.; Bedd., *Ferns S. India* (1863) t. 98; *Handb. Ferns Brit. India* (1883) 260. — *Nephrodium recedens* (J. Sm.) Hook., *Sp. Fil.* 4 (1862) 135, t. 265. — *Dryopteris recedens* (J. Sm.) Kuntze, *Revis. Gen. Pl.* (1891) 813; Alderw., *Malayan Ferns* (1908) 198. — *Lastreopsis recedens* (J. Sm.) Ching, *Bull. Fan Mem. Inst. Biol.* 8 (1938) 161. — *Ctenitis recedens* (J. Sm.) Copel., *Gen. Fil.* (1947) 124; *Fern Fl. Philipp.* (1960) 242. — Type: *Cuming 96*, Luzon (BM; iso K).

Aspidium gardnerianum Mett., *Farnagatt. IV* (1858) 71. — Type: *Gardner 60*, Sri Lanka (B?; at K *Gardner 1110*).

Dryopteris simozawae Tagawa, *Acta Phytotax. Geobot.* 4 (1935) 135. — *Lastrea simozawae* (Tagawa) Tagawa, *Acta Phytotax. Geobot.* 8 (1939) 169. — Type: *Simozawa 768*, Taiwan (KY, seen by Tindale).

Caudex short-creeping with very closely placed stipes; scales thin, to c. 10×1 mm, persistent; *stipe* to 50 cm long, light castaneous, bearing slender terete hairs to 0.5 mm long; *lamina* to 75 cm long and wide but fronds 20 cm long, sometimes fertile; *basal pinnae* to 30 cm long (including stalk 3.5 cm), basal basicopic pinnules to 15×8 cm bearing tertiary leaflets to 4×1.5 cm lobed almost to their costae, the lobes crenate, the lowest tertiary leaflets free, the rest decurrent or joined by a narrow wing, basal acroscopic pinnules to 10×5 cm bearing tertiary leaflets to 2.5×1.2 cm; *upper pinnae* catadromous; rachis bearing terete hairs 0.5 mm long both sides, those on the abaxial side slender, spreading, on adaxial side antrorse, thicker, sometimes longer; lower surface of leaflets bearing short erect hairs on and between veins,

also some almost spherical red glands, upper surface with fewer hairs; *sori* at or near ends of veins; *indusia* small, bearing red spherical glands. – **Fig. 21a.**

Distribution – S India & Sri Lanka; in *Malesia*:

Sumatra, Bali, Philippines (Luzon, Leyte); Taiwan; Queensland, New Caledonia, Fiji.

Habitat – In Luzon at 250–700 m, in forest.

Note – The margins of decurrent bases of leaflets are hardly thickened in this species.

INDEX TO SCIENTIFIC PLANT NAMES

Suprageneric epithets have been entered under the family name to which they belong preceded by the indication of their rank (subfamily, tribe, etc.). Infrageneric epithets have been entered immediately under the generic name to which they belong, preceded by the indication of their rank (subgenus, section, etc.). Intraspecific epithets have been entered under the specific name to which they belong preceded by the indication of their rank (subspecies, variety, forma, etc.).

Synonyms have been printed in *italics*. Page numbers in **bold type** denote main treatment; an asterisk behind a page number denotes the presence of a figure of the concerned taxon.

- Acrostichum* 101, 105
apiifolium (Kunze) Hook. 101
auritum Sw. 49
hollrungii (Kuhn) Baker 38
quercifolium Retz. 75
semipinnatum Roxb. 78
stenosemioides Baker 112
taccifolium (Fée) Hook. 89
teysmannianum Baker 115
- Aenigmopteris* Holttum 3, **102**
dubia (Copel.) Holttum 102, **103**
elegans Holttum 103, **104***
katoii Holttum 103, **104**
mindanaensis Holttum 102, **103**
pulchra (Copel.) Holttum 102, **103**
- Alsophila subglandulosa* Hance 35
- Arcypteris* Underw. 8, 9, 39
brongniartii (Bory) Holttum 15
difformis (Blume) Underw. 13
gigantea Holttum 15
irregularis (Presl) Ching 12
mecrodonta (Fée) Holttum 13
- Aspidiaceae 2, 3
 tribe *Aspidieae* Ching 1, 2
 tribe *Dryopterideae* Ching 2
- Aspidiaceae auct. 1
- Aspidium* Sw. 4, 8, 39, 40, 105, 118
 sect. *Euaspidium* Hook. 39
 sect. *Polystichum* auct. 116
alatum Hook. & Grev. 92
amplifolium Alderw. 72
angilogense Christ 17
angulatum (Willd.) Mett. 85
angulatum auct. 96
bamlerianum Rosenst. 52
beccarianum Baker 52
beccarianum (Cesati) Diels 93
- (*Aspidium*)
biseriatum Christ 85
bolsteri Copel. 93
brachiatum Zoll. & Moritz 70
brongniartii (Bory) Diels 15
brooksii (Copel.) C. Chr. 98
bryantii Copel. 93
burchardii Rosenst. 87
calcareum Presl 70
cesatianum C. Chr. 52
cuticarium auct. 58
coadunatum Wall. ex Hook. & Grev. 58
coadunatum auct. 56
conjugatum Blume 10, 16
dahlii (Hieron.) Diels 20
decastroi Alderw. 83
decurrens Presl 90
 var. *mamillosum* (Moore) Alderw. 90
devexum Kunze ex Mett. 57
difforme Blume 12
divergens Rosenst. 87
durvillei Bory 67
evenulosum Alderw. 52
everettii (Baker) C. Chr. 91
falcipinnum Alderw. 85
ferrugineum Sw. 58
fissum Kunze 87
fuscipes Bedd. 48
gardnerianum Mett. 123
giganteum Blume 114
 var. *minor* Hook. 57
grande Mett. 81
grandifolium Presl 81, 91
heptaphyllum Baker 81
heterodon Copel. 90
immersum Hook. 51
intermedium Blume 30, 33
intermedium Mett. 57
irregulare (Presl) C. Chr. 12
irriguum Presl 88
johannis-winkleri C. Chr. 93
- (*Aspidium*)
juglandifolium (Baker) Christ 89
kawakamii Alderw. 81
keckii Luerssen 72
kehdingianum (Kuhn) Christ 99
kuhnii C. Chr. 52
kunstleri Bedd. 52
kwarenkoense Hayata 67
labrusca auct. 98
ledermannii Brause 52
leuzeanum (Gaudich.) Kunze 19
 var. *alsophiloides* Christ 17
lobbii Hook. 73
macrophyllum auct. 90
maingayi (Baker) Holttum 78
malayense Christ 54
melanocaulon Blume 66
melanorachis (Baker) C. Chr. 69
membranaceum Hook. 57
membranifolium (Presl) Kunze 49
membranifolium auct. 108
menisciocarpon (T. Moore) Mett. 85
menyanthidis Presl 88
microsorium Presl 66
microthecium Fée 7
multicaudatum (Clarke) Bedd. 54
nebulosum (Baker) C. Chr. 66
novoguineense Rosenst. 93
nudum auct. 80
obtusilobum auct. 32
oligophyllum Rosenst. 87
pachyphyllum Kunze 81
palmatum Mett. 95
pandurifolium C. Chr. 100

(Aspidium)

- papuanum* (Copel.) Alderw. 67
papyraceum Alderw. 85
pentaphyllum Alderw. 97
pentaphyllum Willd. 85
persoriferum Copel. 80
 f. *latipinna* Alderw. 79, 80
 f. *paucipinna* Alderw. 79
platanifolium Mett. 96
platyphyllum Presl 80
pleiosorum Alderw. 79
pleocnemioides Alderw. 52
polymorphum Wall. ex Hook. 87
preslianum (J. Sm.) Mett. 118
profereoides Christ 112, 113
prominens Alderw. 51
psilopodum C. Chr. 75
pteropus Kunze 90
pulvinuliferum auct. 33
quinquefoliatum C. Chr. 85
rarum Alderw. 100
repandum Willd. 80, 87
ridleyanum Alderw. 90
rufescens Blume 121
rufinerve (Hayata) Hayata 17
sagenioides Mett. 108
sagenioides auct. 47
sanctum Blume 85
saxicola Blume 114
semibipinnatum Hook. 73
semicordatum Sw. 119
 var. *biauriculatum* Baker 118
 var. *crenatum* Hook. 117
 var. *subdimorphum* Christ 119
 var. *truncatum* Hook. 117
siifolium (Willd.) Mett. 84
 var. *teysmannianum* Christ 85
simonsii (Baker) Bedd. 67
singaporeanum Hook. & Grev. 100
spectabile Blume 6
stenophyllum (Baker) Diels 73
subaequale Rosenst. 113
subcaudatum Alderw. 77
subdecurrens (Luerksen) C. Chr. 78
subdigitatum Blume 75

(Aspidium)

- subtripinnatum* Miq. 36
sumatranum C. Chr. 78
syrmaticum Willd. 5
teratocarpum Alderw. 76
terminale Rosenst. 85
ternatense Alderw. 80
ternifolium Alderw. 85
teysmannianum Hook. 85
trichotomum Fée 46
tricuspe Bedd. 91
 var. *glabrum* Alderw. 87
trifoliatum (L.) Sw. 39
trifolium Alderw. 85
 var. *compitale* Alderw. 85, 86
variolosum Wall. ex Hook. 51, 52, 70
vastum Blume 92
 f. *latior* Alderw. 93
vile Kunze 30
vile Raciborski 30
vitis (Racib.) C. Chr. 97
weinlandii Christ 67
wendlandii 69
whitfordii Copel. 13
wigmanii Racib. 109
zipelianum C. Chr. 58
zollingerianum Kunze 70
zollingerianum auct. 51
Asplenium alatum Ridley 90
ambiguum Sw. 113
Athyrium 2
loheri Christ 45
Campylogramma pteridiformis Alderw. 97
trollii Goebel 78
Cardiochlaena alata Fée 90
laevis Fée 81
menyanthidis (Presl) Fée 89
sinuosa Fée 81
Chlamydogramme Holttum 3, 37
elata Holttum 38, 39
hollrungii (Kuhn) Holttum 37, 38*, 60
Ctenitis C. Chr. 2, 3, 21, 26, 32, 41, 42, 101, 106, 121
aciculata (Baker) Ching 22, 24*, 25
alteroblumei Holttum 23, 27*, 30, 33, 34*
angusta Holttum 23, 35
atorubens Holttum 23, 34

(Ctenitis)

- balabacensis* (Christ) Copel. 47
boholensis Holttum 22, 27*, 28, 31
bulusnica Holttum 23, 29
costulisora Ching 36
croftii Holttum 23, 32
decurrentipinnata (Ching) Ching 23, 28, 33
dissecta (G. Forster) 49
dubia (Copel.) Copel. 103
eatonii (Baker) Ching 35
elata Holttum 23, 31
erythradenia Holttum 23, 28, 35
fijiensis (Hook.) Copel. 32
humilis Holttum 23, 30
kinabaluensis Holttum 22, 26
 var. *crassisquama* Holttum 26
 var. *kinabaluensis* 26
kjellbergii (C. Chr.) Ching 22, 25
koordinisii Holttum 23, 32
laxa Copel. 46
loheri (Christ) Copel. 45
manii auct. 31
manilensis (Presl) Holttum 45
mesodon (Copel.) Copel. 45
minutiloba Holttum 22, 31
muluensis Holttum 22, 25
obscura (Hook.) Copel. 108
paleolata Copel. 23, 35
pallens (Brackenr.) M. G. Price 22, 26, 27*
propinqua (Presl) Copel. 22, 27*, 28
pulchra (Copel.) Copel. 103
ramosii Copel. 46
recedens (J. Sm.) Copel. 123
rhodolepis 36
sagenioides (Mett.) Copel. 108
seramensis Holttum 23, 29*
setosa (Presl) Holttum 23, 33
setosa auct. 23, 35
silvatica Holttum 23, 28, 30
subconnexa (Christ) Holttum 22, 28
 var. *alstonii* Holttum 28
 var. *subconnexa* 28

(Ctenitis)

- subglandulosa (Hance) Ching 23, 27*, 34*, 35, 36
 submarginalis (Langsd. & Fisch.) Ching 21
 subobscura (Christ) Holttum 23, **31**
 subtripinnata (Miq.) H. Ito 36
 sumbawensis Holttum 23, **32**
 tabacifera (Alderw.) Ching 22, **26**
 tenera (R. Br.) Copel. 123
 trichotoma (Fée) Copel. 47
 vilis (Kunze) Ching 23, 24*, **30**, 33
 vilis auct. 23, 34
 wenzelii Copel. 111
Ctenitis auct. 42, 105
Ctenitopsis Ching 39, 41, 42, 105, 106
 dissecta (Forster) Ching 49
 fuscipes (Bedd.) C. Chr. 48
 membranifolia (Presl) Ching 49
 obscura (Hook.) C. Chr. 108
 sagenioides (Mett.) Ching 108
 setulosa (Baker) C. Chr. 47
 trichotoma (Fée) 46
 Cyatheaceae 17
 Cyclopetlis J. Sm. 1, 2, 3, **116**
 crenata (Fée) C. Chr. **117**, 118*, 119
 cumingiana (Fée) Morton 119
 favrellii Kjellb. 119
 kingii (Hance) Tagawa 119
 latupana Alderw. 117
 mirabilis Copel. 117, **119**
 novoguineensis Rosenst. 117, **118**
 presliana (J. Sm.) Berkeley 117, **118***
 var. *biauriculata* (Baker) Alderw. 118
 rigida Holttum 117, **119**
 semicordata (Sw.) J. Sm. 116
 var. *crenata* Alderw. 117
 zamboangana Copel. 117
 Davallia 2
 Dendroglossa *subquinquefida* (Fée) Fée 99
taccifolia (Fée) Fée 89
 Dennstaedtia sp. 104

Dennstaedtiaceae

- subfam. *Tectarioideae* Holttum 1
Dictyocline Presl 39
Dictyopteris Presl 8, 9, 10
ambigua (Hook.) Alderw. 113
andaiensis (Baker) Alderw. 15
attenuata Presl 8
barberi (Hook.) Bedd. 52
beccariana (Cesati) Alderw. 93
bolsteri (Copel.) Alderw. 93
brooksii (Copel.) Alderw. 98
bryantii (Copel.) Alderw. 93
carinata Alderw. 92
compitalis Alderw. 19
dahlui (Hieron.) Alderw. 20
difformis (Blume) T. Moore 8, 13
distincta Alderw. 114
elliptica (Copel.) Alderw. 114
ferruginea (Mett.) Alderw. 58
hancockii (Baker) Alderw. 78
hemiteliiformis (Racib.) Alderw. 19
heterosora (Baker) Bedd. 78
irregularis (Presl) Presl 8, 12
labrusca auct. 98
macrodonta Fée 12, 13, 15
megalocarpa (Hook.) J. Sm. 114
olivacea (Copel.) Alderw. 19
pentaphylla Alderw. 85
petrophya (Blume) T. Moore 114
polycarpa (Mett.) Bedd. 52
pteroides Presl 15
saxicola (Blume) Alderw. 114
subaequalis (Rosenst.) Alderw. 113
vitis (Racib.) Alderw. 97
Digrammaria Presl 105
ambigua auct. 112
 Diplazium 2
Dryomenis Fée
menisciicarpon T. Moore 85
phymatodes Fée 85
 Dryopolystichum 2
 Dryopsis Holttum & Edwards 2, 32
 Dryopteris Adans. 1, 2, 40, 41, 105, 106, 120
 subg. *Ctenitis* C. Chr. 21
 subg. *Parapolystichum* (Keyserl.) C. Chr. 120

(Dryopteris)

- aciculata* (Baker) C. Chr. 25
balabacensis Christ 47
decurrentipinnata Ching 33
dissecta (G. Forster) Kuntze 41, 49
dissecta auct. 48
dubia Copel. 103
escritorii Alderw. 47
gigantea (Blume) Kuntze 114
gurupahensis (C. Chr.) C. Chr. 109
intermedia (Blume) Kuntze 29
 var. *microloba* Christ 34
kjellbergii C. Chr. 25
laokaiensis C. Chr. 108
leuzeana (Gaudich.) Kuntze 19
mesodon Copel. 45
mettenianum Christ 7
 var. *novoguineensis* Brause 8
microthecia (Fée) C. Chr. 7
millettii C. Chr. 30
obscura (Hook.) Christ 108
obtusiloba (Baker) Kuntze 32
pulchra 103
pulvinulifera auct. 33
raciborskii Alderw. 47, 49
recedens (J. Sm.) Kuntze 123
rhodolepis (Clarke) C. Chr. 36
rizalensis Christ 26
rufescens (Blume) C. Chr. 121
rufinervis Hayata 17
sagenioides (Mett.) Kuntze 108
 f. *contracta* Alderw. 109
 subsp. *obscura* C. Chr. 108
 var. *gurupahensis* C. Chr. 109
schizoloma (Alderw.) C. Chr. 108
setosa (Blume) Kuntze 30
simozawae Tagawa 123
sparsa auct. 123
squamulifera Alderw. 31
 subarborea
 var. *glabrior* Alderw. 31
subconnexa (Christ) C. Chr. 28
subglandulosa (Hance) Hayata 35

(Dryopteris)

- subsagenioides* Alderw. 7
subsparsa Alderw. 123
syrmatica (Willd.) Kuntze 6
 var. *petiolosa* Christ 6
tabacifera Alderw. 26
tenera (R. Br.) C. Chr. 123
ternata (Baker) Kuntze 82
vangenderenstortii Alderw. 7
vilis (Kunze) C. Chr. 30
wigmanii (Racib.) 109
zeylanica Alderw. 32
Gymnogramma Desv. 105
ambigua Hook. 112
maingayi Baker 78
palmata Baker 97
philippinensis Fée 113
Gymnopteris decurrens Hook. 78
hollrungii Kuhn 38
latifolia Goldm. 99
quercifolia (Retz.) Bernh. 75
taccifolia (Fée) Presl 89
trilobata J. Sm. ex Hook. 99
Hemicardion Fée 116
crenatum Fée 117
cumingianum Fée 118
nephrolepis Fée 116
Hemigramma Christ 38, 39, 59,
 60
decurrens (Hook.) Copel. 78
grandifolia Copel. 38
hollrungii (Kuhn) Copel. 38,
 39
latifolia (Goldm.) Copel. 99
latifolia auct. 98
siifolia (Rosenst.) Copel. 76
taccifolia (Fée) Copel. 89
zollingeri (Kurz) Christ 39,
 98
 var. *major* Christ 99
Hemionitis L.
gymnopteroidea Copel. 99
 f. *major* Copel. 99
maingayi (Baker) Ridley 78
zollingeri Kurz 59, 98, 99
Heterogonium Presl 1, 3, 10,
 36, 41, 43, **105**
alderwereltii Holttum 107,
112
aspidioides Presl 105, 107,
112, 114
aspidioides auct. 113
calicola K. Iwatsuki &
 M. Kato 107, **111**
ceramense Holttum 106, **107**

(Heterogonium)

- giganteum* (Blume) Holttum
 107, **114**
gurupahense (C. Chr.)
 Holttum 109
gurupahense auct. 108
lobulatum Holttum 106, **109**
nieuwenhuisii (Racib.)
 C. Chr. 112
novoguineense Holttum 107,
111
obscurum (Hook.) Holttum
 108, 109
pinnatum (Copel.) Holttum
 106, 107, 110*, 112,
115
pinnatum × *H. sagenioides*
 112
pluriseriatum Holttum 107,
115
profereoides (Christ) Copel.
 106, 107, 110*, **113**
rufescens Holttum 107, **109**
sagenioides (Mett.) Holttum
 107, **108**, 110*
saxicola (Blume) Holttum
 114
stenosemioides (Baker)
 C. Chr. 106, 107, **112**
subaequale (Rosenst.) Holt-
 tum 113
subglabrum Holttum 106,
109
teysmannianum (Baker) Holt-
 tum 107, **115**
teysmannianum auct. 108
wenzelii (Copel.) Holttum
 107, **111**
wigmanii (Racib.) Holttum
 107, **109**, 110*
Lastrea Bory 4, 105
barclayi Carr. 67
blumei Bedd. 33
blumei T. Moore 30, 33
chupengensis Ridley 45
dissecta (G. Forster) Carr. 49
intermedia
 var. *blumei* auct. 31
 var. *rhodolepis* Bedd. 36
manilensis Presl 45
melanopus (Hook.) Bedd. 108
padangensis Bedd. 30
pallens Brackenr. 26
presliana J. Sm. 118, 119
propinqua Presl 28, 33

(Lastrea)

- recedens* J. Sm. ex Moore
 123
setosa Presl 33
simozawae (Tagawa) Tagawa
 123
spectabilis auct. 113
syrmatica (Willd.) T. Moore 5
Lastreopsis R. C. Ching 2, 3,
120, 121
effusa (Sw.) Tindale 120
manilensis (Presl) Price 45
novoguineensis Holttum 121,
 123
parishii (Hook.) Ching 45
 var. *chupengensis* (Ridley)
 Holttum 45
recedens (J. Sm. ex Moore)
 Ching 120, 123
rufescens (Blume) Ching
 120, **121**, 122*
subsparsa (Alderw.) Tindale
 121, **123**
tenera (R. Br.) Tindale 120,
 121, 122*, **123**
Leptochilus hilocarpus Fée 99
hollrungii (Kuhn) C. Chr. 38
latifolius (Goldm.) C. Chr.
 99
rumicifolius Ridley 87
siifolia Rosenst. 76
subquinquefidus Fée 99
taccifolius Fée 89
zeilanicus (Houtt.) C. Chr. 75
Lomariopsis 1, 2
Luerssenia 36
kehdingiana Kuhn 99
Macrothelypteris setigera
 (Blume) Ching 30
Maxonia 2
Microbrochis Presl 39, 42
apiifolia (Schk.) Presl 42
Microsorium trifidum Fée 88
Nephrodium Rich. 4, 43, 105
 sect. *Pleocnemia* 8, 10
 sect. *Sagenia* Hook. & Baker
 39, 42, 43
aciculatum Baker 25
barclayi (Carr.) Baker 67
blumei auct. 33
chrysotrichum Baker 17
cicutarium auct. 58
 var. *coadunatum* 58
everettii Baker 91
giganteum (Blume) Baker 114

(Nephrodium)

- giganteum* auct. 15
griffithii Baker 54
hosei Baker 73
juglandifolium Baker 89
leuzeanum (Gaud.) Hook. 19
leuzeanum auct. 17
melanopus Hook. 108
melanorachis Baker 69
membranifolium Hook. 48
membranifolium Presl 49, 115
morsei Baker 87
multicaudatum Clarke 54
nebulosum Baker 66, 85
nudum Baker.73
obscurum (Hook.) Diels 108
obtusilobum Baker 32
oligodictyon Baker 114
parishii Hook. 45
preslii Baker 28
propinquum R.Br. 28
recedens (J. Sm.) Hook. 123
rhodolepis Clarke 36
sarawakense Baker 30
setosum Baker 30
setulosum Baker 47
simonsii Baker 67
spectabile (Blume) Hook. 6, 7
stenophyllum Baker 73
subdigitatum Baker 75
subpedatum Harr. 87
tenerum R. Br. 123
ternatum Baker 82
varium Presl 20
vitis Racib. 97, 98
- Nephrolepis* 40
Ophioglossum zeilanicum Houtt. 75
Parapolystichum (Keyserl.) Ching 120, 121
effusum (Sw.) Ching 120
Phegopteris (Presl) Fée 105
brongniartii (Bory) Mett. 15
dahlia Hieron. 20
difformis (Blume) Mett. 12
ferruginea Mett. 58
irregularis (Presl) Mett. 12
macrodongta (Fée) Mett. 13
megalocarpa (Hook.) Salomon 114
obscura Christ ex Hook. 108
obscura Fée 109
petrophya (Blume) Mett. 114

(Phegopteris)

- philippinensis* (Fée) Mett. 113
philippinensis auct. 108
polycarpa Mett. 52
rufescens (Blume) Mett. 121
schizoloma Alderw. 108, 109
subconnexa Christ 28
subdecurrens Luerssen 78
subobscura Christ 31
Phlebiogonium impressum Fée 51
Pleocnemia Presl 1, 3, 4, 8, 9, 10, 39, 105
acuminata Holttum 12, 16
acutissima 4, 7
andaiensis (Baker) Holttum 11, 14*, 15
australis 4, 7
brongniartii (Bory) Holttum 11, 15
chrysotricha (Baker) Holttum 17
confertiloba 4
conjugata (Blume) Presl 10, 12, 16, 18*
var. elatior Holttum 16
cumingiana Presl 11, 12, 13, 17, 18*, 20
dahlia (Hieron.) Holttum 12, 18*, 20
devexa (Kunze ex Mett.) Alderw. 57
dimidiolobata Holttum 18*, 20
fimbrillifera Alderw. 16
gigantea (Blume) Presl 114
hemiteliiformis (Racib.) Holttum 10, 17, 19
× intermedia Holttum 9, 11, 15
irregularis (Presl) Holttum 10, 11, 12, 13, 14*, 15, 16, 20
javanica Presl 16
kingii (Copel.) Alderw. 55
leuzeana (Gaud.) Presl 8, 9, 10, 11, 12, 16, 19
var. angilogense (Christ) Alderw. 17
var. echinocarpa Rosenst. 20
var. hemiteliiformis Racib. 17
var. lobato-crenata Rosenst. 20

(Nephrodium)

- leuzeana* auct. 16, 17, 20
macrodongta (Fée) Holttum 9, 11, 13, 14*, 20
megalocarpa (Hook.) Bedd. 114
megaphylla Holttum 12, 19
membranacea (Hook.) Bedd. 57
var. novoguineensis Rosenst. 58
membranifolia auct. 112, 115
microthecia 4, 8
olivacea (Copel.) Holttum 5, 6, 10, 12, 6, 16, 18*, 19
pleiotricha Holttum 12, 16, 18*
porphyrocaulos Alderw. 12, 16
presliana Holttum 11, 12, 20
profereoides (Christ) Alderw. 113
rufinervis (Hayata) Nakai 17
seranensis Holttum 12, 17
stenosemioides Alderw. 112
symmatica 4
trimenii Bedd.
f. dissecta Alderw. 54
tripinnata Holttum 20
Pleopeltis grandidentata (Cesati) Alderw. 92
schultzei (Brause) Alderw. 91
Polybotrya Humb. & Bonpl. 100, 105
apiifolia (J. Sm.) Kunze 101
aurita (Sw.) Blume 51
cicutaria Blume 51
nieuwenhuisii Racib. 112
var. brookii Alderw. 112
orientalis Blume 51
stenosemioides (Baker) Copel. 112
Polydictyum heterophyllum Presl 89
menyanthidis (Presl) Presl 89
Polypodiaceae 2, 60
subfam. Dryopteridoideae 2
section A 1, 2
Polypodium L. 2, 10, 105
andaiense Baker 15
angulatum Willd. 85
asplenoides Bory 30
barberi Hook. 52
beccarianum Cesati 93
brongniartii Bory 15

(Polypodium)

- christovalense* C. Chr. 97
confertum Roxb. 13
cumingianum Hook. 13, 15
difforme (Blume) Blume 12
dilatatum
 var. *grandidentatum* Cesati 92
dissectum G. Forster 49
eximium Kunze 13
grandidentatum (Cesati) Baker 92
hancockii Baker 78
heterosorum Baker 78
hirtum Presl 33
ingens Brause 93
involutatum Roxb. 80
irregularae Presl 12
labrusca Hook. 97, 98
latifolium Forst. 66
leuzeanum Gaud. 10, 19
macrodon Reinw. ex Baker 13, 15
maingayi (Baker) Diels 78
megalocarpum Hook. 114
multiflorum Roxb. 13
nigripes Hassk. 66
obscurum Hook. 108, 109, 115
oldhamii Baker 35
oxyodon Baker 6
palmatum Blume 97
petrophyum Blume 114
pteroides Presl 15
rufescens (Blume) Blume 121
schultzei Brause 91
semipinnatum Roxb. 78
sifolium Willd. 84
viscosum C.H. Wright 108
 Polystichum Roth 2, 40, 116
 sect. *Parapolystichum*
 Keyserl. 120
preslianum (J. Sm.)
 T. Moore 118
semicordatum auct. 117
Polystichum auct. 116
Proferea Presl 39
 Psomiocarpa Presl 3, **100**, 101
apiifolia (Kunze) Presl 100, **101***
 Pteridrys C. Chr. & Ching 2, 3, **4**
acutissima Ching 4, **6***, **7**
australis Ching 4, **7**
cnemidaria (Christ) C. Chr. 4

(Pteridrys)

- confertiloba* Holttum 4, **6***, **8**
microthecia (Fée) C. Chr. & Ching 4, **6***, **7**
olivacea (Rosenst.) Copel. 5, **6***, **8**
symmatica (Willd.) C. Chr. & Ching 4, **5***
Quercifilix Copel. 39, 59
zeilanica (Houtt.) Copel. 39, 75
 Rumohra 2
Sagenia Presl 39, 40, 41, 42, 43, 106
alata (Hook. & Grev.) Bedd. 92
coadunata J. Sm. 58
decurrens (Presl) T. Moore 90
gigantea (Blume) T. Moore 114
 var. *minor* Bedd. 57
griffithii (Baker) Bedd. 54
latifolia Presl 42
lobbii (Hook.) Christ 73
longicuris Christ 67
macrodonga Fée 58
mamillosa Moore 90
melanocaulis (Blume)
 T. Moore 66
pteropus (Kunze) T. Moore 90
subdigitata (Baker) Christ. 75
vitiis (Racib.) Christ 97
Selliguea maingayi (Baker) Bedd. 78
Stenosemia Presl 39, 42, 43, 101, 105
aurita (Sw.) Presl 42, 51, 105, 109
aurita auct. 108, 113
cicutaria (Blume) Presl 51
pinnata Copel. 42, 43, 115
teysmanniana (Baker) Diels 42, 115
Stenosemia auct. 105
Syngamma zollingeri (Kurz)
 Diels 98
 Tectaria Cav. 1, 2, 4, 8, 10, 21, 36, 38, **39**, 41–43, 105, 106, 121
 sect. *Sagenia* Holttum 3, 9, 10, 39, **42**
 sect. *Tectaria* 3, 40, 42, **59**, 60
 subg. *Heterogonium* 105

(Tectaria)

- adenophora* Copel. 45, **56**
ambigua (Hook.) Copel. 113
amplifolia (Alderw.) C. Chr. 72
andaiensis (Baker) C. Chr. 15
andersonii Holttum 44, **48**
angulata (Willd.) Copel. 62, 63, 66, 81, **85**
apiifolia (Schk.) Copel. 42
artinexa (Clarke) Ching 39
aspidioides (Presl) Copel. 112
athyriosora M.G. Price 60, **69**
aurita (Sw.) S. Chandra 42, 44, 46, **49**, 53*, 101, 106
 var. *minor* Christ 51
balabacensis (Christ) Price 47
bamleriana (Rosenst.) C. Chr. 44, **52**, 53*
barberi (Hook.) Copel. 44, **52**, 53*
barclayi (Carr.) C. Chr. 67
beccariana (Cesati) C. Chr. 64, 65, **93**, 94*
brachiata (Z. & M.) Morton 52, 60, 68*, **70**
brauniana (Karst.) C. Chr. 41
brevilobata Holttum 62, **82**
brooksii Copel. 65, **98**
bryantii (Copel.) Copel. 93
burchardii (Rosenst.) C. Chr. 87
calcarea (Presl) Copel. 60, **70**
calciicola Copel. 114
carinata (Alderw.) C. Chr. 92
celebica C. Chr. 93
cesatiana (C. Chr.) Copel. 52
cherasica Holttum 60, **71**
christii Copel. 44, **56**
christovalensis (C. Chr.)
 Alston 65, 88, 94*, **97**
chrysotricha (Baker) C. Chr. 17
clemensiae Copel. 91
coadunata (J. Sm.) C. Chr. 43, 45, 57, **58**
 var. *coadunata* **58**
 var. *minor* Holttum 58, **59**
compitalis (Alderw.) C. Chr. 19
craspedocarpa Copel. 62, 64, **79**

Index to scientific plant names

(Tectaria)

- crenata* Cav. 62, 80, 81, 91
crenata auct. 80
croftii Holttum 63, **86**
cumingiana (Hook.) C. Chr. 13
cumingiana Tard. & C. Chr. 13, 15
cuneifolia (Bonap.) Löve & Löve 87
curtisii Holttum 61, 68*, **70**
 var. *curtisii* **70**
 var. *hendersonii* Holttum 70, **71**
dahlia (Hieron.) C. Chr. 20
danfuensis Holttum 60, 69
decastroi (Alderw.) C. Chr. 62, **83**
decurrens (Presl) Copel. 64, 65, 80, **90**, 91
decurrens hybrid 64
decurrenti-alata Ching & Wang 92
devexa (Kunze ex Mett.) Copel. 44, 50*, **57**
 var. *devexa* **57**
 var. *minor* (Hook.) Holttum **57**, 58
 var. *novoguineensis* Holttum 57, **58**
dimorpha St John 80
dissecta (G. Forster) Lellinger 44, **49**, 50*
diversisora Copel. 97
dolichosora Copel. 62, 74*, **79**
durvillei (Bory) Holttum 60, 62, **67**, 68*
elliptica Copel. 114
evenulosa (Alderw.) C. Chr. 52
everettii (Baker) C. Chr. 91
exauriculata Holttum 62, **81**
falcipinna (Alderw.) C. Chr. 85
fauriei Tagawa 61, 64, 74*, **77**
ferruginea (Mett.) Copel. 45, **58**
filisquamata Holttum 65, **96**
fimbrillifera (Alderw.) C. Chr. 16
fissa (Kunze) Holttum 63, **87**
fuscipes (Bedd.) C. Chr. 41, 44, **48**

(Tectaria) * **

- gemmifera* Ching & Wang 77
gigantea (Blume) Copel. 114
grandidentata (Cesati) Holttum 64, **92**
grandifolia (Presl) Copel. 81
grandifolia auct. 91
griffithii (Baker) C. Chr. 44, **54**
 var. *amplissima* Holttum 44, 54, **55**
 var. *griffithii* **54**, 55
 var. *singaporeana* Holttum 54, **55**
gymnocarpa Copel. 58
gymnosora Holttum 77
hainanensis Ching & Wang 77
hemiteliiformis (Racib.) C. Chr. 19
heptaphylla (Baker) C. Chr. 81
herpetocaulos Holttum 63, **89**
hilocarpa (Fée) Price 39, 59, 60, 63, 65, 80, **99**
holttumii C. Chr. 60, **66**
hosei (Baker) Copel. 73
impressa (Fée) Holttum 44, 51, 52
ingens (Atk.) Holttum 41
ingens auct. 47
inopinata Holttum 65, 94*, **98**
irregularis (Presl) Copel. 12, 39
 var. *brongniartii* Copel. 15
 var. *macrodon* Copel. 13
irregularis auct. 13
irrigua (Presl) Copel. 88
isomorpha Holttum 62, 81
jacobsii Holttum 61, 74*, **75**
johannis-winkleri (C. Chr.) C. Chr. 64, **93**
juglandifolia (Baker) C. Chr. 89
kawakamii (Alderw.) C. Chr. 81
keckii (Luerssen) C. Chr. 61, 68*, **72**
kehdingiana (Kuhn) M. G. Price 36, 65, 94*, **99**
kingii Copel. 44, **55**, 58
kwarenkoensis (Hayata) C. Chr. 67

(Tectaria)

- labrusca* (Hook.) Copel. 65, **97**, 98
latifolia (G. Forster) Copel. 99
laxa (Copel.) Price 43, **46**, 53*
ledermannii (Brause) 52
leuzeana (Gaudich.) Copel. 19, 39
leuzeana auct. 16, 17
lobbii (Hook.) Copel. 61, **73**, 75
 var. *allosora* Holttum 73, **75**
 var. *denticulata* Holttum 73, **75**
 var. *lobbii* **73**
loheri Copel. 91
lombokensis Holttum 61, **76**
macrodon (Fée) C. Chr. 58
macrodon auct. 59
macrodon (Baker) C. Chr. 13
macrodon Holttum 61, **72**
maingayi (Baker) C. Chr. 78
malayense (Christ) Copel. 54
manilensis (Presl) Holttum 40, 43, **45**, 53*
 var. *chupengensis* (Ridley) Holttum **45**
 var. *manilensis* **45**
megalocarpa (Hook.) C. Chr. 114
melanocaula (Blume) Copel. 50*, 60, **66**
melanorachis (Baker) Copel. 60, 68*, **69**
menyanthidis (Presl) Copel. 63, **88**
mesodon (Copel.) Price 43, **45**
mexicana (Fée) Morton 42
microchlamys Holttum 65, **96**
microlepis Holttum 63, **88**
minuta Copel. 65, **97**
modesta C. Chr. 73
moussetii Holttum 44, **48**
multicaudata (Clarke) Ching 54
murudensis Copel. 82
nabirensis Holttum 44, **54**
nebulosa (Baker) C. Chr. 60, 63, **66**
nesiotica Holttum 44, **55**

(Tectaroa)

- nitens Copel. 64, **95**
 novoguineensis (Rosenst.)
 C. Chr. 64, 65, **93**
nuda (Baker) Copel. 73
oligophylla (Rosenst.)
 C. Chr. 87
olivacea Copel. 19
palmata (Mett.) Copel. 65,
95
 var. *dimorpha* Holttum 64,
 95, **96**
 var. *palmata* **95**, 96
 var. *platanifolia* (Mett.)
 Holttum 65, 95, **96**
 var. *sumatrana* Holttum
95
pandurifolia (C. Chr.) C. Chr.
 65, **100**
papuana Copel. 67, 69
papyracea (Alderw.) C. Chr. 85
pentaphylla (Alderw.) C. Chr.
 85
peralata Copel. 90
platanifolia (Mett.) Copel. 96
pleiosora (Alderw.) C. Chr.
 36, 74*, **79**, 92
pleocnemioides (Alderw.)
 C. Chr. 52
polymorpha (Wall. ex Hook.)
 Copel. 63, 86, **87**
 var. *cuneifolia* Bonap. 87
prominens (Alderw.) C. Chr.
 51
pubescens Copel. 45, **59**
ramosii (Copel.) Holttum 43,
46, 101
ramosii × *Psomiocarpa apii*
folia Presl 43, **46**
ramosii × *Tectaria aurita*
 (Sw.) Chandra 43, **46**
rara (Alderw.) C. Chr. 65,
100

(Tectaria)

- repanda* (Willd.) Holttum 62,
80, 81, 91
repanda × *Tectaria hilocarpa*
 63
rheophytica Holttum 63, **88**
ridleyana (Alderw.) C. Chr. 90
rigida Holttum 44, **48**
rufescens Holttum 63, **83**
rumicifolia (Ridley) C. Chr. 87
schmutzii Holttum 63, **86**
schultzei (Brause) C. Chr. 64,
 84*, **91**
semibipinnata (Hook.) Copel.
 61, 65, **73**
semipinnata (Roxb.) Morton
 62, 64, **78**
setulosa (Baker) Holttum 42,
 43, **47**
 var. *raciborskii* (Alderw.)
 Holttum **47**
 var. *setulosa* **47**
siifolia (Willd.) Copel. 63,
 76, 80, **84***
simonsii (Baker) Ching 60,
67
simulans Ching 78
singaporeana (Hook. &
 Grev.) Copel. 36, 50*,
 65, **100**
squamipes Holttum 45, **56**
stalactica M.G. Price 65, **95**
stenosemioides (Alderw.)
 C. Chr. 112
subaequalis (Rosenst.) Copel.
 113
subcaudata (Alderw.) C. Chr.
 61, 64, **77**
subcordata Holttum 63, **83**
subdigitata (Baker) Copel. 61,
75
subpedata (Harr.) Ching 87
subtriloba Holttum 65, **96**

(Tectaria)

- sulitii* Copel. 64, **91**
suluensis Holttum 62, 74*,
77
sumatrana (C. Chr.) C. Chr.
 62, **78**
tabonensis M.G. Price 63,
82
taccifolia (Fée) M.G. Price
 63, **89**
teratocarpa (Alderw.) C. Chr.
 61, **76**
terminalis (Rosenst.) C. Chr.
 85
ternata (Baker) Copel. 62, 65,
82
ternifolia (Alderw.) C. Chr.
 85
translucens Holttum 61, **71**
trichotoma (Fée) Tagawa 43,
 46
tricuspid (Bedd.) Copel. 64,
 84*, **91**
trifida (Fée) M.G. Price 63,
88
trifolia (Alderw.) C. Chr. 85,
 86
trifoliata (L.) Cav. 39
variolosa (Hook.) C. Chr. 51
variolosa auct. 70
vasta (Blume) Copel. 64, **92**,
 93
villosa Holttum 61, **72**
weinlandii (Christ) Copel. 97
zeilanica (Houtt.) Sledge 39,
 61, **75**
zollingeri (Kurz) Holttum 59,
 65, **98**
Tectaria auct. 8, 105
Tectaridium Copel. 3, **36**
macleanii Copel. 36, **37***
 Thelypteridaceae 1, 2, 43
 Thelypteris 2, 40, 121

Index to revised families in Series I (Spermatophyta)

| | | |
|---|--|---|
| <p>Aceraceae 4: 3, 592 Actinidiaceae s.s. 4: 37 Aizoaceae 4: 267 Alismataceae 5: 317; 6: 915 Alseuosmiaceae 10: 335 Amaranthaceae 4: 69, 593; 6: 915; 8: 549 Anacardiaceae 8: 395 Ancistrocladaceae 4: 8 Aponogetonaceae 4: 11; 7: 213 Araliaceae-1 9: 1, 553 Araucariaceae 10: 419 Aristolochiaceae 10: 53 Balanophoraceae 7: 783; 9: 554 Basellaceae 5: 300 Bat(id)aceae 5: 414 Betulaceae 5: 207; 6: 917 Bignoniaceae 8: 114; 9: 554 Bixaceae s.s. 4: 239 Burmanniaceae 4: 13, 592; 5: 553; 9: 554 Burseraceae 5: 209, 567 6: 917; 7: 820; 9: 555 Butomaceae 5: 118 Byblidaceae 7: 135 Callitrichaceae 4: 251 Campanulaceae 6: 107, 928; 9: 556 Cannab(in)aceae 4: 222 Cappar(id)aceae 6: 61; 7: 822 Caprifoliaceae 4: 175; 6: 928; 9: 556 Cardiopteridaceae 7: 93 Celastraceae 6: 227, 389, 930 Centrolepidaceae 5: 421 Ceratophyllaceae 4: 41 Chenopodiaceae 4: 99, 594; 6: 932; 9: 557 Chloranthaceae 10: 123 Chrysobalanaceae 10: 635 Clethraceae 7: 139 Cochlospermaceae 4: 61 Combretaceae 4: 533; 5: 564; 6: 932 Coniferales 10: 337 Connaraceae 5: 495; 6: 933; 9: 557 Convolvulaceae 4: 388, 599 5: 558; 6: 936; 7: 823; 9: 558 Cornaceae 8: 85 Corynocarpaceae 4: 262; 5: 557 Crassulaceae 4: 197; 9: 558 Cruciferae 10: 541 Crypteroniaceae 8: 187 Ctenolophonaceae 10: 629 Cupressaceae 10: 442 Cyperaceae 7: 435; 9: 107 Datisceaeae 4: 382</p> | <p>Dichapetalaceae 5: 305; 6: 941 Dilleniaceae 4: 141; 7: 824 Dioscoreaceae 4: 293 Dipsacaceae 4: 290 Dipterocarpaceae 9: 237 Droseraceae 4: 377; 5: 557; 9: 562 Elaeagnaceae 10: 151 Elatinaceae 4: 203 Epacridaceae 6: 422 Ericaceae 6: 469, 943 8: 549; 9: 562; 10: 716 Erythroxylaceae 5: 543; 8: 549 Fagaceae 7: 265; 9: 563 Flacourtiaceae 5: 1, 565 6: 943; 7: 827; 9: 563 Flagellariaceae 4: 245; 9: 564 Geraniaceae 6: 445; 9: 565 Gnetaceae 4: 336; 6: 944 Gonystylaceae 4: 349 Goodeniaceae 5: 335, 567 6: 949; 7: 827; 9: 566 Haemodoraceae 5: 111; 10: 717 Haloragaceae 7: 239, 828 Hamamelidaceae 5: 363 Hippocrateaceae 6: 389 Hydrocharitaceae 5: 381 6: 952; 7: 828; 9: 566; 10: 717 Hydrophyllaceae 4: 207 Hypericaceae 8: 1; 10: 717 Icacinaceae 7: 1; 9: 566 Iridaceae 8: 77; 10: 717 Ixonanthaceae 10: 621 Juglandaceae 6: 143 Juncaceae 4: 210; 9: 566 Juncaginaceae 4: 57 Labiatae 8: 301; 9: 566 Leeaceae 7: 755 Lemnaceae 7: 219 Lentibulariaceae 8: 275 Liliaceae s.s. 9: 189 Liliaceae 10: 607 Loganiaceae 6: 293, 953; 9: 567 Lophopyxidaceae 7: 89 Magnoliaceae 10: 561 Malpighiaceae 5: 125 Martyniaceae 4: 216 Menispermaceae 10: 157 Monimiaceae 10: 255 Moringaceae 4: 45 Myoporaceae 4: 265 Myricaceae 4: 276 Najadaceae 6: 157 Nyctaginaceae 6: 450 Nyssaceae 4: 29 Ochnaceae 7: 97 Olacaceae 10: 1, 717 Onagraceae 8: 98</p> | <p>Opiliaceae 10: 31 Oxalidaceae 7: 151, 829 Papaveraceae 5: 114 Passifloraceae 7: 405 Pedaliaceae 4: 216; 7: 829 Pentaphragmataceae 4: 517 Pentaphylacaceae 5: 121 Philydraceae 4: 5 Phytolaccaceae 4: 228 Pinaceae 10: 447 Pittosporaceae 5: 345; 6: 960 Plumbaginaceae 4: 107 Podocarpaceae 10: 351 Podostemaceae 4: 65; 6: 963 Polemoniaceae 4: 195 Polygalaceae 10: 455 Pontederiaceae 4: 255 Portulacaceae 7: 121 Primulaceae 6: 173 Proteaceae 5: 147 Punicaceae 4: 226 Restionaceae 5: 416 Rhizophoraceae 5: 429; 6: 965; 8: 550 Sabiaceae 10: 351 Salicaceae 5: 107 Salvadoraceae 4: 224 Sarcosperma(ta)ceae 4: 32 Saururaceae 4: 47 Scyphostegiaceae 5: 297; 6: 967 Simaroubaceae 6: 193, 968 Sonneratiaceae 4: 280, 513; 6: 973 Sparganiaceae 4: 233; 10: 718 Sphenocleaceae 4: 27 Sphenostemonaceae 10: 145 Stackhousiaceae 4: 35 Staphyleaceae 6: 49 Stylidiaceae 4: 529; 6: 976 Styracaceae 4: 49; 9: 568 Symplocaceae 8: 205; 9: 569; 10: 718 Taccaceae 7: 806 Taxaceae 10: 347 Thymelaeaceae 4: 349; 6: 1, 976; 7: 830 Trapaceae 4: 43 Trigonaceae 4: 59 Trimeniaceae 10: 327 Triuridaceae 10: 109 Turneraceae 4: 235 Typhaceae 4: 242; 6: 982 Ulmaceae 8: 31 Umbelliferae 4: 113, 595 5: 555; 6: 983; 7: 830; 9: 569 Valerianaceae 4: 253 Violaceae 7: 179, 831; 10: 720 Xyridaceae 4: 366, 598; 9: 571 Zygophyllaceae 4: 64</p> |
|---|--|---|

Index to revised families in Series II (Pteridophyta)

| | | |
|---|--|---|
| <p>Cyatheaceae 1: 65 Gleicheniaceae 1: 1 Isoetaceae 1: 62</p> | <p>Lindsaea group 1: 177 Lomariopsis group 1: 255 Schizaeaceae 1: 37</p> | <p>Tectaria group 2: 1 Thelypteridaceae 1: 331</p> |
|---|--|---|

ISBN 90-71236-11-0

FLORA MALESIANA

Founded by C.G.G.J. van Steenis (1901–1986)

Compiled and published under the auspices of

Foundation Flora Malesiana

Board of the Foundation:

Aprilani Sugiarto, Jakarta, chairman

P. Baas, Leiden, vice-chairman

M. C. Roos, Leiden, secretary / treasurer

K. Larsen, Aarhus

A. Latiff Mohamad, Bangi

G.Ll. Lucas, Kew

D.H. Nicolson, Washington

M.A. Rifai, Bogor

P.F. Stevens, Cambridge, USA

Editors:

W. J. J. O. de Wilde (Series I)

H. P. Nooteboom (Series II)

C. Kalkman

Requests for scientific information to be addressed to the Editors,
at the address as mentioned below.

Subscription orders and requests for sample copies to be sent to:



Publication Department
Rijksherbarium / Hortus Botanicus
P. O. Box 9514
2300 RA Leiden
The Netherlands

Fax (31) (71) 273511