

L. Hayes. Sc.

*Fuchsia Corymbiflora*

FLORICULTURAL CABINET, JANU 1841

THE  
FLORICULTURAL  
CABINET,  
AND  
FLORIST'S MAGAZINE.

*Conducted by*

*Joseph Harrison*

*Editor of the*

*GARDENER'S RECORD,*

*&c. &c.*





THE

FLORICULTURAL CABINET



FLORISTS' MAGAZINE.

---

JANUARY TO DECEMBER, 1841.

VOLUME IX.

---

CONDUCTED BY JOSEPH HARRISON

DOWNHAM NURSERY, NORFOLK.

---

LONDON:

WHITTAKER AND CO., AVE MARIA LANE.

---

1841.

*Handwritten title or name at the top of the page.*

**THE NATIONAL ANTHROPOLOGICAL ARCHIVES**



*Faint, mostly illegible text, likely bleed-through from the reverse side of the page.*

**LONDON**

**Printed by W. Clowes and Sons,  
Stamford Street.**

*Faint text at the bottom of the page, possibly a reference or page number.*



## P R E F A C E.

---

IN an annual address to the readers of the FLORICULTURAL CABINET, we are aware it is expected of us to point out in the volume completed the accomplishment of past promises, and state our purposes as to the future; also to express our gratitude for the unceasing encouragement which has been afforded us, and mention the sources we rely upon for perpetuating and extending the countenance with which we have been through another year so extensively and liberally favoured.

By referring to the prefatory remarks of last volume, our readers will find the recorded promises we made, and in glancing over the pages of the present one, they will obtain a truer opinion of their fulfilment than we can allow ourselves here to express. We hesitate not however to say, that the present volume is superior in every point to any previous one, and that, as a Floral publication, our work not only stands on an eminence far beyond any other in point of circulation, but in the subjects introduced into its pages as to their real utility. To attain this elevated position, we are deeply sensible that it has been by the generous aid of a Floral Public; and in order to retain this advancement, we look especially to them, and most respectfully solicit a continuance of their aid.

For the past, we beg again to record our grateful sense of obligation to them, and our utmost exertions shall be directed to render each successive Number worthy of their continued confidence and support by adopting every available means for maintaining increasing interest and usefulness. The repeated kindness of our correspondents and readers justifies our expectations as to future assistance, and as it will lay us under additional obligations to be grateful, we pledge to give the proof by our deeds.

*Downham,*

*November 22nd, 1841.*

THE HISTORY OF THE

... ..

...

THE  
FLORICULTURAL CABINET,

JANUARY 1st, 1841.

---

PART I.

EMBELLISHMENT.

---

ARTICLE I.

FUCHSIA CORYMBIFLORA. (*Cluster-flowered Fuchsia.*)

ONAGRACEÆ. OCTANDRIA, MONOGYNIA.

[*Fuchsia*; so named in honour of LEONARD FUCHS, a noted German botanist, and author of "*Historia Stirpium.*"]

THE entire family of *Fuchsias* are objects of considerable interest and attraction; the growth of the plants is graceful and pleasing, but when ornamented with a profusion of their elegant, pendent, highly coloured blossoms, they become objects of peculiar beauty, and give them a superior claim to a situation wherever they can be introduced. They possess an additional recommendation, inasmuch as they can be grown alike successful in the open air, pit, frame, green-house, conservatory, or sitting-room, and if in-doors can be kept in bloom for ten successive months.

Up to the year 1823, there were but two kinds grown in this country; viz., *F. coccinea* and *F. lycioides*. So much was the former species admired and sought after, that in a few years there was scarcely a greenhouse or conservatory but what was ornamented with its graceful beauties; in fact, its charms and ease of culture were such as to entitle it with a residence even from a palace to a cottage. Since the above named period there has been a considerable addition of kinds, most of which far exceed in beauty the former introduced species; in fact, several of them are very magnificent.

All the kinds grow well, with nearly the same mode of treatment. They delight in a well enriched loamy soil, made rather light with a portion of sandy peat. When grown in pots, they require a liberal drainage, so that a free supply of fresh water is necessary, and essentially promotes their growth.

*Propagation.*—This is very readily done by cuttings. As early in the season as young shoots of three or four inches long can be had, insert them firmly in sand, and whether inserted in a pot or open ground with a hand-glass over them, they will strike root in the course of a few weeks. As soon as rooted, they should be potted off into sixty-sized pots. It is better to have them rather under-potted, as it is termed, than over, they much sooner get established, and an early re-potting being required, greatly facilitates their growth.

Plants are readily raised from seed. If well ripened in July or early in August, it should then be sown, but if later it is better to defer it till early the following spring. The pulpy berries should be gradually dried, if to be retained to a spring sowing, and the seeds rubbed, or washed out at the time of sowing. If sown as soon as gathered, the seeds can be readily separated from the pulp. A fine even surface of soil is necessary on which to lay the seeds, which must be covered about one-eighth of an inch. The pot should be placed where there is a gentle moist heat. The surface must never be allowed to become dry till the plants are up, for if it is when the seeds have commenced vegetation they are immediately destroyed. Seedling plants require the same treatment as rooted cuttings. By cross impregnation very interesting additions may be obtained, and is well worthy attention. By such means numerous splendid flowering kinds have recently been raised, and far the most successful person we believe in the country in this particular is Mr. Smith, who raised the very interesting one figured in the Number for last September, being one of a considerable quantity of superior ones he raised, and will ere long offer to the public.

When the plants are grown in pots, they always look best to be grown with a single stem, and be stopped at any desired height. As they produce numerous lateral shoots, a regular supply is easily retained, all unnecessary to be rubbed off. By such attention an uniform handsome plant is easily obtained, and as every such lateral branch produces a profusion of flowers, their pretty pendent blossoms

give a most peculiar interest to it, and well repay for every attention. When a plant becomes too large, the branches can safely be cut back to any extent required. When a plant fills the pot with roots, it should be turned out early in spring, have the ball reduced, prune in the roots, and be re-potted. <sup>1</sup>

All the kinds do well when grown in the open ground. We have succeeded admirably with upwards of seventy. A well enriched sandy loam is most suitable. In such a soil, the frost does not affect the plants as when grown in a strong loam.

Well established woody plants should be planted out, with balls entire, early in May. If an entire bed of them, the strongest growing kinds should be planted at the centre, and the arrangement of the whole be so that they regularly decline to the outside. By such attention they appear to advantage. The very rapid extension of the numerous fibrous roots causes the plants to require a very free supply of water in the growing season, and the more vigorous the greater the profusion of flowers.

Early in November the entire bed should be covered to the depth of six inches with dry leaves, and a small portion of soil be spread over in order to prevent them being scattered by the wind, and it contributes to keep the leaves in a dry state. This kind of protection for the roots is the best we have seen adopted; by it any of the Fuchsias are preserved from injury at the roots, even *F. arborea*, and *F. fulgens*.

The plants should remain undisturbed till the beginning of April, when all dead portions of the shoots should be cut away, or be cut close down. In mild winters we have seen well ripened shoots three or four feet long remain without injury, and thus the bushes attained a proportionate height the following season. The lateral shoots however, pushing from them, do not grow as long and vigorous as new shoots which proceed from the ground. It is an injurious practice to cut the Fuchsia down before winter, even should the usual protection over the roots be given; as the sap, being in circulation even then, oozes out at the wounds, and weakens the plant, so that, if it even survive the severities of winter, it will only bloom weakly the following season. We have seen numerous instances where, from premature cutting down, the roots have perished. When plants thus cultivated have pushed shoots about half a yard  $\frac{1}{2}$  long, a shoot

may be bent down to the ground ; tongue them as done to a carnation, and peg the branch down to some fine soil ; in a month the young twigs will be found well rooted, and may be potted. Such bloom finely in autumn and often through winter.

Although the *F. fulgens* will survive and bloom when grown altogether in the open air, yet it does not do so well as when grown in a pot for one year ; and having *the wood well ripened*, turn it out entire into the bed in May, the plant then blooms much superior to being grown in a pot. Each following November it should be taken up, be preserved in a greenhouse or cool pit, through winter, and planted out the following May. We have seen *young* plants turned out in May ; they bloomed one raceme of flowers each, but the wood not ripening in the open air, they died down to the ground during winter, though taken up and kept in a greenhouse ; but when a plant is grown in a pot and becomes woody by being well ripened, it survives the winter, and is prepared to be one of the greatest ornaments to the flower garden.

By impregnating the previous kinds of Fuchsias with the farina of *F. fulgens*, many very interesting kinds have been obtained, the plants possessing the shrubby habit of the former, whilst the flowers had a greater affinity to those of the latter. We have seen many plants raised from seed saved from *F. fulgens*, but not one when bloomed had distinction enough to recommend it.

Of all the kinds that have come under our notice, the one we give a figure of in our present number stands the most superior. It was raised from seed by Mr. John Standish, nurseryman, of Bagshot, to whom we are also indebted for *F. Standishii*, *figured in our number for January, 1840*. Mr. Standish informs us that seeds were forwarded to him by a friend residing at Montreal in Canada, who had received them from Cusco in Peru. It is described, in the *Flora Peruviana*, as a splendid species, of upright growth, attaining the height of six feet, and had been found growing in shady situations in the woods at Chincao and Muna ; places which are situated north-east of Lima, where the climate is much more temperate than the neighbourhood of Mexico, from whence we had *F. fulgens*, and consequently, we have no doubt will be found to be more hardy than that species. It is a plant of easy culture, growing luxuriantly in a compost of rich loam and sandy peat. It readily propagates from

cuttings struck in sand or sandy peat. No doubt it will flourish in the open ground, and become one of its greatest ornaments. It deserves a place in every greenhouse, conservatory, and flower garden.

Besides this noble and truly splendid species, it is noticed in the "Flora Peruviana" that there are still more magnificent kinds; viz., *F. serratifolia*, growing in the manner of *F. macrostemma*, and its varieties, having flowers an inch and a half long, of a pretty pink colour. *F. apetalata* and *simplicicaulis* are more striking than *F. corymbiflora*; whilst *F. denticulata* is stated to grow four yards high, loaded with flowers larger than *F. corymbiflora*, of a beautiful purple colour. Those of our readers who have friends in that part of Mexico would render an essential service to the floricultural public by obtaining seeds or roots of all the kinds not yet introduced into this country. So extensively does this beautiful tribe of plants abound in Mexico, that it is said forests are richly adorned with them, whilst the rivers and brooks are most interestingly ornamented with the profusion of their pretty drooping flowers. Poets have been enraptured by it, and sung—

"The babbling brooks, the fall  
Of silver fountains, and the unstudied hymns  
Of cageless birds, whose throats  
Pour forth the sweetest notes;  
Shrill through the crystal air the music swims;  
To which the humming bee  
Keeps careless company,  
Flying solicitous from flower to flower,  
Tasting each sweet that dwells  
Within their scented bells;  
Whilst the wind sways the forest, bower on bower.  
That evermore, in drowsy murmurs deep,  
Sings in the air, and aids descending sleep."

WIFFEN.

---

## ARTICLE II.

### FIVE MINUTES' ADVICE TO A YOUNG FLORIST.

BY MR. WILLIAM WOODMANSEY, HARPHAM, NEAR DRIFFIELD, YORKSHIRE.

#### PAPER 1st.

[N.B. Owing to a Post Office accident, this paper is misplaced; it ought to have appeared in the August number of the "Cabinet."—  
CONDUCTOR.]

My Young Friend,

I WILL suppose you have long been an admirer of the beauties of Flora; you have travelled far to behold, and have not failed to

seize every opportunity of beholding, all the collections of florists' flowers within your reach: and now you have come to the determination of cultivating a collection for your own pleasure and amusement. Allow me to congratulate you on your praiseworthy determination: it will afford you that pleasure which you may in vain look for elsewhere; and amusement at once rational and innocent, and admirably calculated to promote both your health of body and peace of mind.

You have seen the splendid productions of several growers and amateurs, and you are, perhaps, thinking: "Why may not I succeed in raising good and splendid flowers as well as others?" Why not indeed! It is not only possible, but highly probable, providing you take the same pains, and use the same means as they have done. But let me beg of you never to lose sight of the old hacknied proverb, "NO GAINS WITHOUT PAINS," for it is absolutely worth its weight in gold. However I advise you not to be too sanguine in your expectations; you will probably have many disappointments; and sometimes, perhaps, when you fancy you have gained your point, and raised something very splendid, you will have the mortification to find it condemned by some one who knows better than yourself the merits of a first-rate flower. You must, therefore, make up your mind to be patient under such circumstances, and try your luck again; for you must always remember, that it is not merely raising a pretty good flower that will gain you celebrity; but it must be fully as good, or rather better, than any other in the same class, otherwise it is not worth keeping. However, should you meet with such disappointments, be not dismayed, nor give up in despair; remember, your motto ought to be PERSEVERE, and it is your duty to *proceed*, till you *succeed*. When this is once the case, you will want no other spur to urge you forward.

I remember when I first began to cultivate flowers, I thought within myself—I will have at the outset a small, but first-rate collection. Hence I went to the different shows in the vicinity, for the purpose of choosing a stock; and whatever struck my fancy, if it came within my slender means, I did not fail to purchase it; fondly calculating, that every such purchase would be a valuable acquisition to my stock. But, alas! in this I was miserably disappointed; for in numerous instances, owing perhaps to different soil and situation—



not to mention now and then receiving a wrong plant by mistake, or perhaps something worse—many of my purchases proved comparatively worthless, and rather a disgrace to my collection than otherwise. When I have witnessed such things, I have felt so disgusted for the moment, as to be half inclined to give up the cultivation of flowers altogether; but by waiting a few days longer, I have found other parts of my purchase exceed my expectations. This has restored me to good humour again, and after several years of such disappointments and gratifications, I am, if possible, more devoted to the fancy than ever.

It is not enough that you go to an exhibition to make your purchases, for although, if there *be* a good flower, it is to be found there as a matter of course; yet it will often happen, that it is the only good bloom that the plant from which it was cut has borne during the season, such is the uncertain character of most florists' flowers. Now, suppose you want to purchase a couple of dozens of first-rate pansies. Go to an exhibition in May or June, and mark the best stand in the whole collection; and after ascertaining to whom it belongs, find out the owner, and proceed to make your choice, noting down not only the names of the flowers fixed upon, but also affix a minute to each separately, as it regards shape, substance of petal, colour, and size. Then at your first opportunity go to the place where they were grown; ask the owner to point out to you (if possible) the precise plants from which the flowers you chose were cut. Mark well their appearance and habit, and then have recourse to your minutes, to ascertain whether the flowers you see growing upon the several plants correspond with the notes you took of them at the exhibition. If they pretty nearly agree, you may safely make your purchase of the kinds as first chosen: but if the flowers in general appear much smaller, more flaccid, and too angular in shape, strike out all such from your list, (they are inconstant, and will be sure to disappoint you,) and fill up their places with others whose habit is more to be relied on.

One sentence more, and I will close this paper; and if the Editor approve of it, I shall, as opportunity offers, present you with a few more papers on the choice of other flowers.

As soon as you have made choice of a plant, examine minutely the texture and richness of the soil in which it is growing; and be care-

ful to notice whether its situation be fully exposed to the solar rays, or wholly or partially shaded; and as far as is in your power, when you get it home, give it the same soil and aspect. If you attend to these simple directions, I have no doubt but you will succeed in procuring a splendid collection of good habited and constant flowers; and only make up your mind never to bloom your plants more than one season, but strike cuttings from them for the next year's blooming, and throw the old stools away; then, and only then, you will continue to maintain a healthy, handsome, and strong blooming collection.

---

### ARTICLE III.

#### ON OBTAINING AN EARLY BLOOM OF DAHLIAS.

BY MR. CAREY TYSO, WALLINGFORD, BERKS.

THE continuance of Dahlias in bloom during the past season was unusually short—grievously and disappointingly short to those who had speculated in new flowers at large prices, many of which had not even time to display their imperfections. If the circumstances had only affected one class of flowers, it were little to be lamented; but true it was that one event happened to all, and many excellent varieties were suddenly arrested while unfolding their beauties to their admiring possessors.

The brevity of the flowering season was the result of two causes—a late beginning and an early termination. In consequence of the long drought experienced in some parts of the country in the months of May, June, and July, the plants were very slow in growth, and the flowers very late; and an early and severe frost (September 18th\*) suddenly terminated the season. Seeing it was the result of natural agency, over which man possesses little control, we cannot expect to exempt ourselves from a similar visitation in future. As, however, the baneful influence of dry weather is more easily prevented or ameliorated than that of frost, the cultivator should direct his efforts to the production of earlier blossoms than attempt to prolong them.

\* It is worthy of remark, that the frost on the morning of this day was not universally felt; and though the thermometer stood at 29° Fahrenheit, in a sheltered situation, the effects were hardly perceptible at places thirty miles distant.

I will now briefly detail a method I adopted to obtain a few early blooms of Dahlias. It is no doubt known to most of your readers, but the precise effects may not have been observed by all. The past season was exactly the one to make them obvious.

Two beds, A and B, containing twelve Dahlias each, were planted the last week in May in an exposed situation. The ground roots had been previously placed on a gentle heat, and slightly covered with rotten tan, in which they had made an abundance of fibrous roots, and shoots eight or ten inches in length. These roots were split or quartered with one shoot to each piece of tuber, and in this state were planted. On the same day, and immediately beside them, two beds, C and D, were planted with strong rooted plants from cuttings struck in pots in the usual way. They were all treated alike, the superfluous shoots being displaced by picking out when quite young, which saves cutting away vigorous shoots, and almost supersedes the use of the knife in pruning.

On the 1st of July the plants were measured: the average height in beds A and B was three feet; those in C and D two feet. In A and B, three plants had one expanded bloom each, and eleven showing colour; in C and D none. On the 10th of August the following memorandum was made:—Plants in A and B all blown; of the twenty-four plants, fourteen had not less than eight blooms, several had twelve blooms on a plant; average height five feet; one or two had reached six feet. Those in C and D, eight had one bloom expanded, eight showed colour, eight nothing; height three to four feet.

The probability is, (for it was not noted down at the time,) that the aggregate number of blossoms and expanding buds on A and B was upwards of two hundred; those of C and D sixteen. The quality of the flowers throughout the season was about on a par.

Nov. 10, 1840. Took up the roots, and found the tubers in A and B much more plump, and nearly as large again as those in C and D. These are the different results arising from the planting parts of roots and plants raised from cuttings; and the extreme simplicity of the former plan, and its not being attended with more than half the trouble, commends it to the attention of amateurs desirous of having their Dahlias bloom early in the season. Of course it can only be adopted with sorts of which dry roots are possessed.

## ARTICLE IV.

## ON RAISING GERANIUMS (PELARGONIUMS) FROM SEEDS.

BY MR. COCK, OF CHISWICK.

THERE is scarcely anything connected with Floriculture that is so interesting as raising seedling flowers, with the object of obtaining superior varieties. The very circumstance of rearing the young progeny is pleasing, and affords increasing interest as the period of blooming approaches; but as the opening beauties display their merits, each successive day is looked forward to with avidity, and when a *ne plus ultra* is obtained, it affords a pleasure they only know who are thus successful. I have paid some attention to raising seedling Geraniums, and having been very successful in blooming them, I give the detail of my method of treatment, hoping it will be of service to the readers of the FLORICULTURAL CABINET.

I sow the seeds as soon as they are ripe, which is usually by the beginning of August, and ought not to be later. I sow in pans, and place the seeds about one inch apart, using a rich soil, and having that at the top sifted fine, the seeds are covered nearly a quarter of an inch deep. When sown, I have them placed in a frame, where there is little bottom heat. Being shaded from hot sun and kept regularly moist, they quickly push forth.

As soon as the plants are fit, I pot them into sixty-sized pots, and have them replaced in the hot-bed frame, where they remain *until they have struck fresh roots*. Whilst in this situation I take care not to over-water them, as they are rather liable to damp off, and to prevent which caution is required. When re-established sufficiently to bear the change without risk of loss, I have them placed in a greenhouse or pit, where a little gentle heat is afforded, until the following April or May, as the circumstances of the weather may dictate. By the period mentioned many of them will show for flower, on the appearance of which I shift them, with the balls entire, into thirty-two sized pots, and retaining the others in their first pots till the beginning of July. If they do not show flower by this time I plant them out on a south aspected border, in a good rich soil, at a foot or eighteen inches apart; by the middle of August the greater part of them will bloom. In order to preserve the flowers from injury by wind, rain, &c., I have a stake cut of a suitable length, on the top of which I

fix a board, with a piece cut out from the side up to the centre; the truss of flowers is thus brought to the middle, and a hand glass is placed over for protection, which materially contributes to induce the flowers to expand more fully than would otherwise be the case.

I see that Mr. Lynn requests, in the December CABINET, a list of some of the best Geraniums for showing at floral exhibitions. I annex a list of the kinds which I have selected to grow for exhibition, the major part of which I flowered the past season, and in consequence can strongly recommend them as first-rate show flowers. Alicia superba, Annette, Amethyst, Beauty, Bridegroom, Beatrice, Foster's Bridesmaid, Clarissa, Conservative, Comte de Paris, Coronation, Corinne, Corona, Criterion, Duenna, Diadematum rubescens, Diadematum superbum, Emily, Elizabeth, Eliza superba, Erectum, Florence, Firebrand, Fosteri rosea, Fanny Garth, Gauntlet, Grand Duke, Gaines, Janus, Jupiter, Jehu, Jewess, Joan of Arc, Juba, King John, Life Guardsman, Lady Carlisle, Lady Murray, Lady Flora (Hill's), Lady Douro, Lady Clifford, Lady Denbigh, Matilda, Masterpiece, Mabel, Modesty, Nonsuch, Nymph, Orange Boven, Oliver Twist, Prince Albert (Foster's), Rienzii, Rosetta, Roseum elegans, Ruby, Sultan, Siddonia, Una, Victory, Vulcan, Wildfire. As I did not take notes of the peculiar colours, arrangement of, &c., I could not from memory do it correctly, so decline it wholly. But as no two of them are alike, and every one of them good, a selection that will prove satisfactory can readily be made.

*Chiswick, December 11, 1840.*

[We feel exceedingly obliged to Mr. Cock for the favour of the communication sent for insertion in the CABINET. The plants which he exhibited as an amateur at the London Horticultural Society Shows very far exceeded all others we ever saw, and the perfection of growth was much beyond what we had previously conceived to be possible.—CONDUCTOR.]

---

## ARTICLE V.

### ON THE CULTURE OF MIGNONETTE IN POTS.

BY MR. JAMES CUTHILL, FLORIST, LOVE WALK, DENMARK HILL, CAMBERWELL, LONDON.

THE following method of treating Mignonette I sent for insertion in Loudon's Magazine, when I lived as gardener at Durham Park.

After four years' sowing, without the least failure, I consider my system established, and by it, without the least variation, Mignonette in flower by Christmas, and as strong as border Mignonette. On the 20th of August I sowed one hundred pots of thirty-twos, filled with the following compost: half sandy loam, the other half made up with leaf mould and road sand, not sifted, but very dry when used, and pressed into the pots to the brim. When the seeds are sown, a little of the compost is sifted over them; the pots are then put into a pit or frame, and set very near the glass. The lights are kept off at all times, except during rainy weather, when they are always put on, as above all things a drop of rain must never fall upon the pots, for several reasons. The first of these is, because rain is often very heavy, and washes the seeds out of the pots. Secondly, the rain is often too little and only moistens the surface. And, thirdly, after the 1st of October, rain is too cold. I water the plants with a very fine rose, and always twice over, but never until they are on the point of flagging. After the 1st of October I either warm the water or use it out of the stove. I remove the Mignonette to the front of the greenhouse about the 1st of November, for fear of damps. If a succession is wanted, I cut down as many as may be necessary about the middle of December, and these make a better blooming and thicker pot of Mignonette than a second sowing. I leave only six or seven plants in each pot. I do not vary in any way from the above now, excepting it is kept in pits all winter, instead of the front of an airy greenhouse, and I have at this time (December 10th) about one thousand pots, and I do not hesitate to state that better Mignonette is not in the neighbourhood of London, which will be in full flower by February and March.

I have flowered Smith's scarlet Geranium with seven trusses upon it. Your old subscriber must give it plenty of room, and good rich light mould to grow in. I have got a quantity of what is called *Compactum*, a light scarlet; the trusses are nearly as big as Smith's, and is by far the finest blooming one of all the scarlets. I sent a plant to the South London Horticultural Society's Show, with eighteen large trusses upon it. It is hardly known, excepting with a few round London. A clump planted with the above must be splendid.

---

ARTICLE VI.

AN ACCOUNT OF THE NUMBER OF PRIZES OBTAINED BY THE BEST DAHLIAS DURING THE SEASON OF 1840.

BY MR. W. WOODMANSEY.

ACCORDING to my promise, I send you the tables of the number of prizes the following Dahlias have taken this season, at all the shows published that have come under my notice, and I hope they will prove acceptable to some of your numerous readers.

*Harpham, November, 1840.*

OLD AND ESTABLISHED KINDS.

<i>Names of Flowers.</i>	<i>Prizes.</i>	<i>Names of Flowers.</i>	<i>Prizes.</i>
Advancer, Squibb's . . . .	35	Lady Kinnaird, Kidd's . . . .	36
Amato, Mountjoy's . . . .	79	Lewisham Rival, Mead's . . . .	98
Annot Lisle, Begbie's . . . .	26	Lilac Perfection, Harding's . . . .	16
Alpha, Simmond's . . . .	10	Marquis of Lothian, Goodhall's	123
Beauty of the West Riding, Evans's . . . . .	7	Mary, Dod's . . . . .	92
Bontisholl, Allen's . . . .	22	Mary, Ward's . . . . .	14
Bowling Green Rival, Lawes' . . . .	22	Marchioness of Lansdowne, Keynes's . . . . .	16
Calliope, Spencer's . . . .	9	Miss Johnstone, Willison's . . . .	87
Cambridge Hero, Widnall's . . . .	8	Miss Scroop, Hedley's . . . .	36
Climax, Jeffrey's . . . .	89	Model of Perfection, Neville's . . . .	6
Conductor, Widnall's . . . .	62	Mont Blanc, Groom's . . . .	2
Conqueror, Springall's . . . .	11	Mungo Park, Young's . . . .	10
Countess of Torrington, Allman's	10	Ne Plus Ultra, Widnall's . . . .	92
Defiance, Horwood's . . . .	50	Ovid, Mountjoy's . . . . .	13
Don John, Spary's . . . .	17	Perfection, Mackenzie's . . . .	13
Duchess of Devonshire, Widnall's	23	Perfection, Hedley's . . . .	33
Duchess of Richmond, Fowler's	68	Premier, Bowman's . . . . .	10
Duchess of Portland, Tillery's . . . .	20	Primrose, Gaines's . . . . .	33
Duke of Wellington, Dod's . . . .	29	Queen of Sarum, Dod's . . . .	24
Egyptian King, Willmer's . . . .	22	Rienzi, Widnall's . . . . .	100
Egyptian Prince, Stanford's . . . .	23	Ringleader, Willmer's . . . .	12
Essex Rival, Sorrell's . . . .	109	Rival Queen's Superba, Wright's	4
Eva, Foster's . . . . .	73	Rival Sussex, Stanford's . . . .	109
Fireball, Squibb's . . . .	41	Royal Standard, Whale's . . . .	32
Frances, Jones's . . . . .	36	Ruby, Girling's . . . . .	38
Glory of Plymouth, Rendle's . . . .	18	Sarah, Brown's . . . . .	13
Grace Darling, Dod's . . . .	115	Sir J. Astley, Squibb's . . . .	32
Grand Turk, King's . . . .	7	Sir H. Fletcher, Richardson's . . . .	31
Hero of Wakefield, Barrett's . . . .	6	Springfield Rival, Inwood's . . . .	122
Hero of Nottingham, Shilton's . . . .	18	Suffolk Hero, Girling's . . . .	118
Hon. Stuart Wortley, Barrett's . . . .	18	Topaz, Girling's . . . . .	77
Hope, Neville's . . . . .	105	Unique, Ansell's . . . . .	164
Hylas, Squibb's . . . . .	36	Victory, Knight's . . . . .	50
Knockhault Rival, Scale's . . . .	9	Virgin Queen, Protheroe's . . . .	87
Lady Bathurst, Squibb's . . . .	8	Wallace, Neville's . . . . .	18
Lady Dartmouth, Widnall's . . . .	12	Windmill Hill Rival, Mitchell's	23

*Remarks on the above.*—With regard to these, I have only to say that I have not purposely added or omitted a single prize to any of the kinds. There may have been many exhibitions which have not

come under my notice, and of course some of the flowers may have been placed more times; but what is seen from the above table will be a pretty safe guide to future purchasers. I must not however forget to mention one circumstance, and that is, I have bloomed two plants of the yellow Dahlia, "Rival Queen's Superba," in quite different soils, and almost every bloom on both the plants has been perfect; far superior to any yellow Dahlia I have seen this season, except a single bloom of "Cox's Yellow Defiance," shown at the Beverley Exhibition. How it happens to be placed only four times this season I am quite at a loss to define; perhaps it has not been much grown. My original intention was to report upon one hundred of the old flowers; but the other twenty-eight were placed so seldom, I thought it not worth while to include them.

## NEW KINDS OF 1840.

	1st Prize.	2nd Prize.	3rd Prize.	4th Prize.	5th Prize.	6th Prize.	Total.
*Argo, Widnall's . . . . .	21	15	8	5	2	..	51
Arabella, Wick's . . . . .	1	1	..	..	..	1	3
*Bloomsbury, Pamplin's . . . . .	11	3	4	1	..	2	21
*Bloomsbury, Lee's . . . . .	15	3	3	3	..	..	24
*Beauty of the Plain, Sparry's . . . . .	44	26	14	4	1	..	89
*Bishop of Winchester, Jackson's . . . . .	8	3	2	..	..	..	13
Bedford Rival, Mayle's . . . . .	1	2	2	1	..	..	6
Bishop of Salisbury, Squibb's . . . . .	3	2	..	2	..	..	7
*Charles the Twelfth, Harrison's . . . . .	1	1	..	..	..	..	2
Miller's . . . . .	1	2	..	..	..	..	3
Mortiboy's . . . . .	1	1	1	..	..	..	3
Pamplin's . . . . .	3	1	..	..	1	..	5
*Countess of Pembroke, Dod's . . . . .	10	11	5	1	..	..	28
Challenger, Brown's . . . . .	3	..	..	..	..	..	3
Coronal, Squibb's . . . . .	4	4	..	..	..	..	8
Constance, Ansell's . . . . .	..	..	..	1	..	1	2
*Defiance, Cox's . . . . .	41	10	10	2	2	2	67
Defiance, Squibb's . . . . .	7	1	..	1	..	1	10
*Defender, Squibb's . . . . .	8	6	..	1	1	1	17
*Danecroft Rival, Girling's . . . . .	9	4	..	..	..	..	13
Fat Boy, Low's . . . . .	2	..	3	..	..	..	5
Fair Rosamond, Parson's . . . . .	1	..	..	..	..	..	1
Henrietta, Begbie's . . . . .	5	3	1	1	..	..	10
Iver Hero, Thompson's . . . . .	2	..	..	..	..	..	2
Iver Champion, King's . . . . .	1	..	1	..	..	..	2
Julia, Robinson's . . . . .	1	1	..	..	..	..	2
*Lady Wetherall, Mitchell's . . . . .	1	1	..	1	..	..	3
*Lady Middleton, Jeffrey's . . . . .	6	10	..	1	..	..	17
*Le Grand Bauduin, Low's . . . . .	9	2	..	..	1	..	12
Lady Mill, Taylor's . . . . .	2	1	..	..	..	..	3
*Maresfield Rival, Mitchell's . . . . .	10	..	1	..	..	..	11



## NEW KINDS OF 1840.—continued.

	1st Prize.	2nd Prize.	3rd Prize.	4th Prize.	5th Prize.	6th Prize.	Total.
Monarch, Brown's . . . . .	6	1	..	..	..	1	8
Meteor, Thurtell's . . . . .	3	4	1	..	..	..	8
Nero, Parson's . . . . .	..	1	..	..	..	..	1
*Nicholas Nickleby, Cormack's . . . . .	22	9	4	..	1	3	39
*Phenomenon, Whale's . . . . .	6	1	1	..	..	..	8
*President of the West, Whale's . . . . .	15	9	5	2	..	1	32
*Pickwick, Cormack's . . . . .	20	12	7	4	2	2	47
Prince Albert, Squibb's . . . . .	..	..	1	..	..	..	1
*Rosa, Bree's . . . . .	14	8	8	..	..	1	31
Regina, Gregory's . . . . .	5	1	2	..	..	1	9
Rouge et Noir, Ansell's . . . . .	3	..	1	1	..	1	6
Rufus, Usher's . . . . .	3	..	1	..	..	..	4
Lady Dunglass, Eagle's . . . . .	7	2	2	..	..	..	11
Lady Flora Hastings, Wilmer's . . . . .	4	2	1	..	..	..	7
Hon. Mrs. Fox, Wilmer's . . . . .	2	..	1	..	..	..	3
Marginatum Superbum, Girling's . . . . .	2	..	1	..	..	..	3
*Grenadier, Jackson's . . . . .	8	2	2	..	..	..	12
Plantagenet, Furse's . . . . .	..	..	..	..	..	1	1
Rover's Bride, Mayle's . . . . .	2	..	..	..	..	..	2

*Remarks on the above.*—I have affixed an asterisk to twenty flowers in the above list, which are what I would recommend to purchasers who have not grown them. I do not say, however, there are no good flowers but those I have in my list; for although I have been forced to exclude twenty-eight from my original number of new flowers chosen, for not being placed at all, yet during the season I have seen several of Harrison's, Brown's, Girling's, and other growers' flowers, placed a considerable number of times; but as they were not of those I first selected, I did not trouble myself about them. Besides, several of the shows had no names in their reports, and of the show at Birmingham, and a few others of importance, I have not seen any report at all; but I trust the above will be found useful, and, if so, it is all I desire.

[The list of the old-established kinds, which our respected correspondent has so carefully compiled from the lists of exhibitions which have come under his notice in magazines, newspapers, &c., forms a general correct estimate of the merits of each kind, and will be a useful assistant to purchasers. The latter list, however, cannot be a guide as to that particular, and we believe our correspondent does not give it with that intention, but to show what has been the result come under his notice. That such a list cannot be a correct

guide is very evident, because of several casualties. The stock of some was *very limited*, and probably in a great measure in the hands of persons not exhibiting at shows beyond the towns in or near where they resided, so precluded from obtaining that rank they were entitled to. Other kinds, from the fact of over-working, where there was but a small stock of roots and a great demand for plants, have come single, or semi-double, in numerous instances. Some very superior kinds, too, were sent out very late, and did not come into bloom early enough to be shown. And there are kinds which one season will bloom quite satisfactory, and in another be very indifferent. From these and other causes it cannot be expected that a proper test of their merits can be obtained before the end of another year's exhibitions.—CONDUCTOR.]

---

## ARTICLE VII.

### ON THE MANAGEMENT OF SMITH'S SUPERB SCARLET GERANIUM.

BY VERITAS.

AN old subscriber asks for information to flower Smith's fine scarlet Geraniums. I beg to offer a few remarks, which, if you think they will suit his purpose, you are at liberty to publish.

If you wish to grow Smith's superb scarlet Geranium, or his Emperor, which is a finer variety, in pots, when your plants are nine or ten inches high, stop their growth, by cutting their tops, which will make them produce two or three shoots, and check that luxuriant growth which prevents young plants from flowering freely. When the plants are two or three years old, their stems assume a firm frutescent (woody) habit, and produce abundance of the finest and largest flowers. They may be grown in a similar soil with other Geraniums. I would always recommend old plants for planting *out*, and the situation to be full sun. If the soil should be rich, deep, and moist, its exciting qualities may be counteracted by putting brick-bats, stones, or other rubbish, under the plants. Smith's Emperor will flower magnificently if planted in the border of a greenhouse, or in a large box, and trained to a trellis; in this situation it will live many years, and attain the height of twenty feet, if the house admit. In such a situation it will not fail to produce a profusion of superb large flowers, from the latter part of June throughout the succeeding months, till the dullness of November prevents any further development.

*December 14, 1840.*

## ARTICLE VIII.

## ON PRESERVING CARNATIONS AND AURICULAS IN DAMP SITUATIONS.

BY CIVES.

HAVING adopted with success numerous plans suggested by the correspondents of your FLORICULTURAL CABINET, I am induced to send for your approval a very simple one of my own, by means of which, though living in a very damp winter situation in a town, I am now able to keep through the winter in a flourishing state both carnation and auriculas, with the loss (I may say) of scarcely a plant, though before the adoption of it I invariably lost at least one third of my collection; and as many readers of the CABINET may be similarly situated, it would give me great pleasure to be the means of helping to preserve these beautiful flowers.

I have four flat upright pieces of metal, (I prefer brass, from not being liable to corrode as iron,) two at each end of the winter frames these have a knee at the bottom corresponding with the slope of the top of the frames, where the glass light runs, and into which the knees are let, and screwed down. These brass uprights are six inches long, three-quarters of an inch wide, and about one-eighth thick, having three holes in each at equal distances, to admit brass pegs, made to fit them. In the sides of the glass lights opposite the brass uprights are let in small plates of brass, with holes of the same size to admit the ends of the pegs about half an inch, so that by raising up the lights to any of these holes, and inserting the pegs through the uprights into the holes in the glass lights, I can at pleasure admit air either at both sides of the frames or one, either much or little, regulated by the height of the different holes. The frames are on legs from twelve to fifteen inches high, and have bars of wood in steps for the pots to stand upon. I am thus able to have a constant circulation of air in the wettest weather, by raising and pegging the contrary sides of the frames to that on which the rain comes, if attended with wind; if not, both sides may be kept raised.

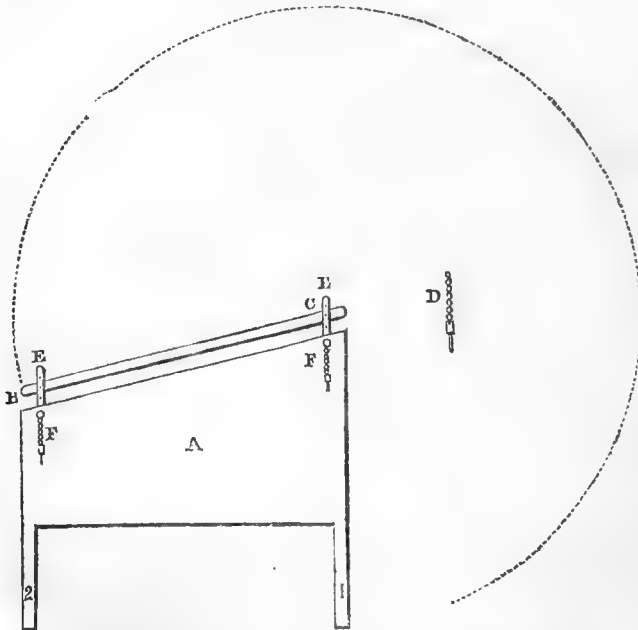
If I put the pegs *through* the holes at the top of the frames, I let the glass lights rest *on* those at the bottom; and when I let down the lights at night, I put in one or two pegs in the lowest holes over the glass lights, which will prevent any wind from moving them, and which cannot happen when the lights are raised and pegged in the

day-time, and prevents much loss of glass in the usual way. If I wish to water the plants, or give air altogether, I turn over the lights, revolving on the top pegs like a box-lid, and let them rest on stakes driven for the purpose.

In the frames I use for Auriculas, I have boards on the principle of shutters on hinges, to fill up the spaces between the legs in severe frosts, but which at other times are raised and fastened against the sides of the frames with hooks or brass buttons. I am aware that these frames might not answer on a large scale; mine will contain three dozen large auricula pots. I enclose a slight sketch, to show the principle; and am sorry to have been obliged to write so much to explain so simple a contrivance, and should it be found worthy of notice, I shall be glad to communicate others.

*December 8th, 1840.*

[We are much obliged by the favour of our Correspondent in sending a description of this very effectual habitation for carnations, auriculas, &c. It is the best we have had brought to our notice, and will be found, wherever adopted, to answer the desired purpose. Any other communications we shall feel much obliged by.—CONDUCTOR.]



A, one end of a frame, showing two legs, 1, 2. B, the glass light, raised on the two iron or brass uprights EE, and turning upon its axis at C, where the metal peg D is inserted, having a bit of chain, as represented, to attach it to the frame outside, as FF. The dotted line represents the circle the light would take, if turned upon its axis at C, so as to completely uncover any plants in the frame; the same as opening a box. The three spots in the metal uprights EE, represent three different holes for the admission of the peg D, to regulate the height of raising the glass light B according to the weather.

## PART II.

## LIST OF NEW AND RARE PLANTS.

## IN PERIODICALS.

**ANGRÆCUM GLADIIFOLIUM.**—Sword-leaved. (Bot. Reg. 68.) Orchidaceæ Gynandria Monandria. Messrs. Loddiges have bloomed the present species. It is a native of Madagascar. The flowers possess little interest; they are of a pale sulphur, each about an inch and a half across. Dr. Lindley notices that there are many other species, not yet known to systematic botanists,—as *A. tenue*, *fasciola*, *ornithorhynchum*, *polystachyum*, *brevifolium*.

**DENDROBIUM MOSCHATUM.**—Musk-smelling. (Bot. Mag. 3837.) Orchidaceæ Gynandria Monandria. A native of Pegu, Ava, and Sylhet. It has bloomed in the collection of Mr. Horsfall, and the flowering stem measured five feet three inches high; the side shoots being still taller, one of which was six feet three inches. Each flower is from three to four inches across, of a tawny colour, suffused with rose. The lip has on each side a deep blood-coloured spot. It is a very noble plant, and well merits a place in every collection.

(To be continued.)

## NOTICED, BUT NOT FIGURED IN BOTANICAL REGISTER.

**DENDROBIUM CALCARATUM.**—Mr. Cuming sent it from Singapore to Messrs. Loddiges, with whom it has bloomed. The flowers are green, growing in pairs.

**OCCIDIUM PELICANUM.**—Mr. Bateman received it from the Botanic Garden at Munich. It very closely resembles *O. reflexum*, differing in the sepals and petals being less blotched.

(To be continued.)

## PART III.

## MISCELLANEOUS INTELLIGENCE.

## QUERIES.

**ON SMITH'S SUPERB PINK, &c.**—Are the blush pinks generally allowed to be exhibited at shows in competition with the other varieties, I mean such as Smith's superb Blush, &c.?  
C. P. O.

[If they be shown in classes, as is generally done, viz. dark laced, red laced, &c., certainly not, but it is an easy matter to make a class for blush, &c. Sometimes a prize is offered for the best pink of any class; then, of course, the blush is as eligible as the others. We have often seen them so exhibited; and in other ways brought into competition, as best rose-leaved, &c.—CONDUCTOR.]

**ON PROVENCE ROSES, &c.**—I should be much obliged if Mr. C. Wood, who gave a very good descriptive list of pillar roses, or some other rose grower, would give a list in the February Cabinet of about forty of the best kinds of Provence, and a few of the best of the hybrid China roses.  
ROSA.  
Stowmarket, Dec. 17, 1840.

## REMARKS.

**THE WEST LONDON GARDENERS' ASSOCIATION FOR MUTUAL INSTRUCTION.**—Monday Evening, Feb. 17th, 1840.—Mr. Shearer read his paper "On the Culture of the Camellia." He began by observing that camellias, like heaths and

geraniums, require a separate house to give them that attention and treatment which are proper for each genus. The splendid and beautiful colours in the flowers of the camellia form a fine contrast with the glossy green foliage which is so conspicuous at that early season of the year when they are most easily produced. His practice, when done flowering, was to raise the temperature of the house to 50 or 53 degrees, in which heat they are more certain to mature the wood and to set the buds. Water should then be given liberally to the root, and syringings every morning and evening. Bunting to be used to shade them, from May until September, during sunshine. If any were observed to grow too much to wood, by discontinuing the watering it would give a gentle check, which would materially assist to set the buds. He would recommend in-arching as the most certain and expeditious way of propagating camellias. Tongue-grafting he also practised, covering the part with moss, which he found preferable to clay; then putting them under hand-glasses, giving but little air, until they were united. The compost to be light and rich; two parts turfy loam, one part leaf-mould, and one part sandy peat, with a little decomposed cow-dung. When desirable to grow them large, to be potted as soon as done flowering. If low shrubby plants are preferred, he would pot them in the autumn, giving a top dressing with rich loam and cow-dung. A good drainage for the camellia is indispensable, that no stagnant water may sour the soil. When required to flower them early, plants with the most prominent buds should be selected; the temperature to commence at 50 degrees, rising gradually to 60 degrees as the buds expand. He would select the double-striped variegata, *Colvillii*, *pæoniæflora*, *Chandlèrii*, and *corallina* as the best for forcing. He attributed the falling off of the buds to the want of water, and recommended gardeners to allow no more than one or two buds to remain on each branch, as he was confident that the practice would insure a more certain supply, and very much increase the size of the flowers.

Mr. W. Keane returned thanks to Mr. Shearer for bringing forward, on such a short notice, his excellent paper on the culture of the camellia. It was a subject in which he felt particularly interested, as, at Castle Martyr, the seat of the Earl of Shannon, where he lived, the camellia was the topic of conversation with all persons who visited the place. There were fourteen large specimens planted out in the open air about sixteen years ago, and they were all, in 1834, when he last saw them, from 12 feet to 13 feet high. The largest, a double white, was 13 feet 6 inches high, and 22 feet in circumference, and every season feathered with flowers from the bottom to the top. They were planted out in three quarters peat and one quarter good rich loam, three feet deep, with drainage of old bricks, lime rubbish, and rough gravel at the top. They were planted beside a wall with an east aspect. If the winter was severe, a few poles were placed in front, and mats were stretched from the poles to the wall, which was always found sufficient to protect them from the inclemency of the weather. They generally flowered beautifully in April and May. The system of propagation he recommended was, to take the cuttings in July, or any other time when the wood was perfectly ripe, and insert about ten or twelve in a large sixty-sized pot, well drained, and filled with sandy peat and loam; but very little loam to be used, as the tender roots are found to grow better in sandy peat. When struck, to be potted singly into sixty-sized pots. The cuttings to be any of the common sorts, which serve as good stocks for the better kinds to be grafted upon them. To be grafted without tonguing, as the tongue is apt to decay; then tied with bast-matting. Clay never to be applied over them, as the admission of light and air is found to be beneficial for the union of the scion and the stock. To be kept in a pit heated by dung to about 55 or 60 degrees. In March to be planted out in sandy peat, upon shelves within two or three feet of the glass, where they would grow rapidly until taken up, if required, for forcing the following season. Potting to be performed when they were done flowering.

Mr. Caie was certain that, by proper management, camellias can be flowered, by exciting or retarding the growth of the plant to mature the wood and flowering buds, at any season of the year. He considered spring the best time for shifting them. All decayed roots to be cut away; and if the plants are in a sickly state, then placed in heat from 60 to 70 degrees, where they are to

remain until they have produced roots. The soil light sandy loam, with good drainage; an abundance of water may be given with advantage; but it was a great disadvantage to keep them at a great distance from the glass, where they will not mature their buds. When the roots of camellias were coiled, he found it beneficial to tie haybands around the stems, to retain the moisture, by which they were much invigorated.

Mr. Fish saw camellias flower pretty well 15 feet and 16 feet from the glass; but, about three or four feet from the glass, he observed them to flower better and more abundantly. He would recommend crown-glass to be used for camellia houses, as defects in the glass are likely to concentrate the rays of the sun on the leaves of the plants, and to give the blotched appearance often to be observed on them. He has kept up a succession of flowering plants for seven months in the year. The temperature, when flowering, to be 60 degrees in the day, 50 to 55 degrees at night. The soil, one quarter leaf-mould, one quarter sand, one quarter peat, and one quarter loam. He considered good strong adhesive loam would be the best for growing large plants, but would not answer so well for flowering them. He agreed with Mr. Shearer, in the advantage of disbudding to produce large flowers; and also that water, by deficient drainage, stagnates and sours in the soil, which is the principal cause of buds falling off. He did not think the camellia a plant of easy culture, as it requires a great deal of attention to produce good forced flowers. He disrooted camellias which were in a bad state, then plunged them in dung-heat, with the temperature at 50 degrees, increasing as vegetation proceeded, allowing it to range as high as 80 degrees, with sunshine.

Mr. Caie objected to bottom heat, as being injurious by exciting too much the plant that had been disrooted.

Mr. Massey agreed with Mr. Caie in the disadvantage of bottom heat. He saw fine camellias at Enfield, kept in tubs, and put out in the summer in a shady place. He thinks too much water to be the cause of the buds falling off.

Mr. Caie believed that plants, at a great distance from the glass, were easily affected by too much moisture, as the air of the house would contain two parts hydrogen and one part oxygen. The open air is composed of twenty parts oxygen and eighty nitrogen, consequently there can be no carbon fixed in the plant.

Mr. T. Keane saw camellia and orange trees much injured by water, which were recovered by withholding it. He also considered that too much water was the cause of the buds falling off.

Mr. O'Loughlin admitted that camellias may be kept flowering nearly the whole year, in large collections. He was opposed to close cutting, and to bottom heat. The soil he would recommend to be three quarters peat and one quarter sand. To be potted when done flowering. The temperature to be kept between 45 and 50 degrees at night, and 75 or 80 degrees in the day. To be removed to a shady situation in the autumn, which is of advantage to mature the wood. He saw orange trees grown well in 60 degrees bottom heat, and then gradually inured to the temperature of the orange-house.

Mr. Fish agreed with Mr. O'Loughlin in the advantage of bottom heat for orange trees. He cut out the decayed roots, headed the branches at the same time, and plunged them in bottom heat, where they grew luxuriantly. From the similarity of the two genera, he considered it was confirmatory of the benefit of bottom heat for the camellias.

Mr. O'Loughlin approved of removing some of the buds, if too close or too numerous on the plant. He considered cuttings from the single red to be the best for stocks. He did not believe that tongueing was injurious to grafts, and recommended that the pots should be well drained with brick-rubbish at the bottom, with rough peat over that, to the depth of 5 or 6 inches, as the health of the plant mainly depended upon good drainage. He saw, in Dorsetshire, fine camellias, eight feet to nine feet high, planted out in the open air, protected by a few thatched hurdles: they were not injured by the severe frost of 1837-8.

Mr. W. Keane believed that sudden changes of temperature were the causes of buds falling off. The heat he considers best to flower them is 60 degrees by day, and 50 degrees at night. When done flowering, the heat to be raised to

80 degrees by day, and from 65 to 70 degrees at night, to grow them well. When the flower-buds are set, the temperature to be gradually decreased, until placed out of doors in June, in some shady situation. If wanted to flower early in the autumn or winter, they should be set growing early in the spring. He was opposed to the system of in-arching with bottles of water in which to insert the end of the scion, as it requires too much nicety for general practice.

Mr. Gilfoyle agreed with Mr. Fish in the advantage of bottom heat for the orange trees, but did not think there was such an analogy between them and camellias as to warrant a gardener to adopt the same practice for both. He believed that the camellia, by the nature of the plant, could transpire from the leaves but very little water; while, on the contrary, the foliage and the wood of the orange were naturally more permeable, and could receive a greater quantity of water at the roots without fear of cankering them, or of souring the soil.

Mr. Caie observed that the constitution of the plants should be closely studied, to direct us in removing the buds and in the application of water, which may be freely given to healthy plants in the flowering season. In his opinion, the success of grafting does not depend upon the clay, bottle, or any other practice, but is mainly to be attributed to the beneficial influence of a close atmosphere.

Mr. T. Keane was sure that the idea of Mr. Fish was borne out by the fact that the rays of the sun were concentrated on the drops of water which remained on the plants, by which the blotched appearance was given to the leaves. He approved of keeping them near the glass, and of shading them on hot sunny days.

Mr. Shearer agreed with Mr. Caie, that camellias could be grown nearly all the year round, and also in the advantage of keeping them near the glass to receive the benefit of light and air.

Mr. Croucher read an essay on the cultivation of the order *Opuntiacæ*. He divided them into two classes; the first ranged under *Cactus epiphyllum*, the second under *Cactus melocactus*. To raise new varieties of the *Cactus epiphyllum*, he sows seeds raised from impregnating cross varieties in pots or pans, filled with equal proportions of leaf-mould, light loam, and peat-earth, and placing them in a temperature from 60 to 70 degrees. When propagated from cuttings, the shoots are laid in the sun for a few days, and then potted and placed in the above temperature. These should be grown from March to August, when they should be removed to a dry airy situation in the greenhouse, and a little water given them. Those to be flowered in March should be placed in the forcing house in January. When done flowering, the old shoots should be thinned out, leaving the plants regularly furnished with flowering shoots for another year. They may flower in autumn again, by keeping them in a growing state, shortly after done flowering. From such treatment he had seen plants, two years old, producing fifty expanded blossoms. They may be potted at all times, and grafted on the strong growing sorts. The compost he recommends is equal portions of light turfy loam, pigeons' dung, brick rubbish, and a third of sheep's dung. For the cultivation of *Mamillaria*, *Melocactus*, &c., he recommends a house for the purpose, where the plants could be set near the glass, growing them in a high temperature, with plenty of water in summer, potting them high in the pot to prevent damping in dull weather, and keeping them rather dry in winter, in a temperature, by fire-heat, from 45 to 50 degrees. The soil he considers most suitable, to be equal portions of peat-earth, rough sand, maiden loam, and soft brick taken from any old wall; the rough pieces of the latter to be used as drainage.

Mr. R. Fish spoke in high terms of the Essay, but stated he had never been very successful in the cultivation of the tribe.

Mr. Caie made a series of remarks upon the different parts of the Essay. He also noticed that, in specimens of the *Melocactus*, &c., imported, they had often parts decaying, which it was necessary to cut out, and to fill the parts with slaked lime. When appearing too damp, it was advisable to turn them out of their pots, and allow the fresh roots to be issuing before potting them. All this tribe he invariably potted high in the pot, as, when the base was resting on the damp mould, it was very apt to rot; but when potted sufficiently high, they might have plenty of water in the growing season, without injuring them.



Mr. Thompson had been accustomed to give the *Cactus epiphyllum* rather richer compost than recommended; namely, equal portions of well-decomposed cow-dung, loam, and lime-rubbish. He had had the *Epiphyllum truncatum*, of three years' growth, with 130 flowers, and had seen the *speciosissimum* with 150. He approved of syringing this tribe rather than watering.

Mr. Judd considered that cow-dung was an excellent ingredient for growing such plants, but considered pigeons' dung preferable for flowering them. He approved of using brick-rubbish, but contended it should be old. The *Mame-laria*, &c., he considered should stand on slate, or rather stone, and be quite near the glass.

Mr. Caie went into the theory of plants growing at improper distance from the glass, so far as their healthy growth and flowering were concerned, and mentioned that he had now many plants assuming a tree-like appearance, which would assume their recumbent position when once exposed to the full influence of the sun and air. He also mentioned that he had seen the *Cactus truncatus*, under the management of Mr. Henderson, of Woodhall, grafted on *C. triangularis*, measuring nine feet in circumference.

Mr. Fish went at considerable length into the scientific principle involved by the failure of growing plants at a distance from the glass; that the tree-like appearance of the plants mentioned by Mr. Caie was produced by the same means as made the stem of a potato climb and protrude itself through a small opening in the wall of a dark room.

A gentleman from Kew, not a member of the society, made a series of interesting remarks on the subject. He considered that the *Epiphyllum* tribe succeeded best when put in the bark-stove in the growing season, and syringed.

Mr. Judd remarked that it was of importance that, when they were coming into flower, they should not be kept dry, as it would cause the flowers to drop; nor yet too moist, as it would spoil the colour.

Mr. Grey gave an account of the method adopted by a very successful grower, with whom he at one time lived. In summer he gave plenty of heat and water, and, from October till March, gave little of either. He entered into the theory of the manner in which light acted upon plants, and supposed that heat was produced by the friction of the rays. This led to remarks from Mr. Caie and Mr. Fish, respecting metallic-roofed houses, showing that plants ought to be placed farther from them than from wooden houses.

Mr. Keane summed up all the discussion, expressed his satisfaction with the evening's proceedings, adverted to the importance of syringing the *Epiphyllum* tribe when growing, as the Epidermis absorbed much moisture, and parted with it very scantily.

---

ON *BILLBERGIA ZEBRINA*.—A specimen of [the *Billbergia Zebrina* is now in bloom in the stove in the garden of Sir W. E. Welby, Bart., Denton, Lincolnshire, grown and flowered by "Mr. John Dolby," gardener there. The plant was raised from seed in the spring of 1838, and has now attained the height of two and a half feet. The pedicel, previous to opening, is enveloped in ten scarlet bracts, and after it expanded it extended itself to the length of one foot three inches, upon which are thirty-four beautiful spiked flowers, each measuring three and a half inches in length. The whole has a very beautiful and curious appearance, and has been greatly admired by all who have had the pleasure of seeing it.

Oct. 20, 1840.

---

ON BLOOMING SMITH'S SCARLET GERANIUM.—In your Cabinet of December I see that an "Old Subscriber" is anxious to know how to cultivate the Smith's Scarlet Geranium so as to have an abundant bloom during the summer. I hereby send the plan which I adopted with great success during the past season. Early in May I planted a well rooted plant of Smith's Conqueror into an open border against a wall having a south aspect, in a good soil of dung and loam: it first of all grew very rapidly, say four to five feet high, and then commenced flowering about the latter part of June, and did not cease until the middle of October. My garden is walled round.

Camberwell, Dec. 12, 1840.

HORTUS.

## FLORICULTURAL CALENDAR FOR JANUARY.

**GREENHOUSE.**—This department should have good attendance during this month.—Oranges, Lemons, and Myrtles, &c., will require water frequently, they usually absorb much. The herbaceous kind of plants will require occasional waterings, but less frequent and in less quantities than the woody kinds. Succulents, as Aloes, Sedums, &c., should be watered very sparingly, and only when the soil is very dry. Air should be admitted at all times when the weather is favourable, or the plants cannot be kept in a healthy state. If any of the Orange, Lemon, or Myrtle trees, &c., have naked or irregular heads, towards the end of the month, if fine mild weather occur, begin to reclaim them to some uniformity, by shortening the branches and head shoots; by this attention they will break out new shoots upon the old wood and form a regular head; be repotted in rich compost in April, reducing the old ball of earth carefully and replacing with new soil. After shifting, it would be of great use to the plants, if the convenience of a glass case could be had, in which to make a dung bed, that the pots might be plunged in; this would cause the plants to shoot vigorously, both at the roots and tops. Repot Amaryllis, &c. Tender and small kinds of plants should frequently be examined, to have surface of soil loosened, decayed leaves taken away; or if a portion of a branch be decaying, cut it off immediately, or the injury may extend to the entire plant and destroy it.

**ANNUALS.**—Towards the end of the month, sow some of the tender kinds which require the aid of a hot bed in raising, or in pots in heat.

**ANOMATHECA CRUENTA**, the bulbs of, should now be repotted into small pots, to prepare them for turning out into beds, so as to bloom early.

**AURICULAS** should at the end of the month be top dressed, taking off old soil an inch deep, and replacing it with new.

**BULBS**, as **HYACINTHS**, &c., grown in water-glasses, require to be placed in an airy and light situation when coming into bloom. (See Art. vol. vi. on the subject.) The water will require to be changed every three or four days. The flower stem may be supported by splitting a stick at the bottom into four portions, so as it will fit tight round the edge of the glass at the top.

**CALCEOLARIAS**, seeds of, should be sown at the end of the month, and be placed in a hot bed frame, also cuttings or slips be struck, as they take root freely now.

**CUTTINGS OF SALVIAS, FUCHSIAS, HELIOTROPES, GERANIUMS, &c.**, desired for planting out in borders or beds during spring and summer, should be struck in moist heat, at the end of the month, in order to get the plants tolerably strong by May, the season of planting out.

**DAHLIAS.**—Dahlia roots, where great increase is desired, should now be potted or partly plunged into a little old tan in the stove, or a frame, to forward them for planting out in May. As shoots push, take them off when four or five inches long, and strike them in moist heat.

**HERBACEOUS PERENNIALS, BIENNIALS, &c.**, may be divided about the end of the month, and planted out where required.

**HYDRANGEAS.**—Cuttings of the end of the last year's wood, that possess plump buds at their ends, should now be struck in moist heat; plant one cutting in a small pot (60's). When struck root, and the pot is full of roots, repot them into larger; such plants make singularly fine objects during summer.

**MIGNONETTE**, to bloom early in boxes or pots, or to turn out in the open borders, should now be sown.

**ROSE TREES, LILAES, PINKS, HYACINTHS, POLYANTHUSES, NARCISSUSES, &c.** should regularly be brought in for forcing.

**TENDER ANNUALS.**—Some of the kinds, as Cockscombs, Amaranthuses, &c., for adorning the greenhouse in summer, should be sown by the end of the month.

**TEN WEEK STOCKS, RUSSIAN AND PRUSSIAN STOCKS, &c.**, to bloom early, should be sown at the end of the month in pots, placed in a hot bed frame, or be sown upon a slight hot bed.





*Herbst*

*Linnæ*

*Folia*

*Herb. Typis longi-tulley Romanorum*

THE  
FLORICULTURAL CABINET,

FEBRUARY 1st, 1841.

---

PART I.

EMBELLISHMENT.

---

ARTICLE I.

RANUNCULUS ASIATICUS var. (*Asiatic Ranunculus, Garden Varieties.*)

HERBERT, LUNA, AND FELIX.

RANUNCULACEÆ. POLYANDRIA, POLYGYNIA.

[RANUNCULUS; so called from *rana*, a frog; many of the species inhabiting moist places, where that reptile frequently abounds.]

HERBERT.—A large flower, very double, and handsomely formed, of a beautiful rich yellow ground, with reddish chocolate-coloured edging.

LUNA.—Fine full flower, white ground, with a distinct purple spot on each petal, and is a free bloomer.

FELIX.—An exceedingly regular flower; the ground colour is a beautiful pale yellow, with a bright reddish coffee spot in the centre of the edge of each petal; a strong grower and profuse bloomer.

These three beautiful kinds were raised from seed by Messrs. Tyso and Son, florists, Wallingford, and we are informed have been exhibited and taken several prizes. These gentlemen have been very successful in introducing new and splendid kinds of Ranunculuses, particularly those of the edged and spotted classes. So very successful have they been that we perceive their catalogue enumerates the descriptions and colours of one hundred and twenty of their seedlings; several of them we have figured in former numbers of the CABINET. A valuable correspondent of ours, Dr. Horner, of Hull, had a bed of their seedlings, and remarks, in a letter dated

Sept. 12th, 1840 :—" I have no hesitation in pronouncing Messrs. Tyso and Son's *Ranunculus* seedling to be infinitely superior to any I have seen, new or old ; and not the least of their valuable properties is, their certainty of a full and vigorous bloom. One of them sent up nineteen flower stems, all strong ; another fifteen ; and many of them eight and ten ; their foliage being of the same luxuriant character. I would not have credited this, had I not seen it. I have three good seedlings from the roots I obtained from them (one year old seedlings that had never bloomed) ; one of them, a white spot, is really infinitely superior to all I have seen ; it is perfect in shape, size, &c. : the others are also striking varieties."

The raising of hybrid flowers is at all times interesting, but especially so in so pretty a tribe as is the *Ranunculus*, in its humble, modest, and in all cases beautiful flowers. The productions most amply repay for every attention. There are two excellent articles on raising seedlings in former numbers of the *CABINET*, one by Mr. Carey Tyso, Vol. IV., p. 273, and the other Vol. VI., p. 109. It now being time for what is termed spring sowing, we refer our readers to those articles, and strongly advise a trial.

In the year 1629, Parkinson informs us, there were only eight varieties in cultivation ; according to Ray, in 1665, the number had increased to twenty ; in 1764, Justice enumerates one hundred ; and in 1792, Maddock had upwards of eight hundred. Since that period many very superior ones have been raised. A list of one hundred and forty fine kinds is given by a correspondent in Vol. VI., p. 26, to which should be added the subsequent blooming seedlings of Messrs. Tyso.

The last week in February is the most approved time for planting. For rules to guide in planting, &c., we refer our readers to Vol. I., p. 26, Vol. II., p. 145, and Vol. VII., p. 25.

We have observed that in very dry seasons a small portion of mulchy manure, laid over the spaces between the rows, has proved very beneficial ; water, too, may be given freely, but should never be sprinkled over the foliage, but poured between the plants, otherwise it tends to turn the foliage brown, — and apply it in the evening.

When the bloom begins to fade, the plants must be carefully attended to, for if left but a few days beyond the proper time, they

begin to vegetate again, especially so if the bed be moist; it is best, therefore, to select them out as they appear to be ready, and not have an entire taking up at once. Every portion of soil adhering to the roots should be cleaned away about a fortnight after taking up, either by washing or other safe means; the claws then close nearly together, and are not so liable to break as when kept distant by soil adhering, which when removing at spring the brittle claws often get injured.

A judiciously arranged bed of *Ranunculuses*, when in bloom, is a striking object of admiration, and renders it replete with proofs of the infinite kindness and transcendent wisdom and power of the Almighty Creator.

“ Not a flower  
But shows some touch, in freckle, streak, or strain,  
Of his unrivalled pencil. He inspires  
Their balmy odours, and imparts their hues,  
And bathes their eyes with nectar, and includes,  
In grains as countless as the sea-side sands,  
The forms with which he sprinkles all the earth.”

## ARTICLE II.

### A FEW OBSERVATIONS UPON RAISING HYBRID FUCHSIAS FROM SEEDS.

BY S. R. P.

THE acquisition of the *Fuchsia fulgens* has expanded the field for multiplying the beautiful family of which it forms so splendid a member, and the day is approaching when its varieties in shade and habit will be as numerous as the *Pelargonium*, *Calceolaria*, or any other popular flower of the day. The graceful beauty of the *Fuchsia* has long made it a favourite, and much had been effected in the production of hybrids before the possession of the well-named *fulgens*; but the introduction of this noble plant, so dissimilar in habit, foliage, and flower, marks a new epoch in the cultivation of this deserving favourite, and must stimulate every lover of floriculture to the increasing of new varieties. This I learn from the CABINET is progressing, and that many pretty hybrids are before the public; but much remains to be effected: the field is wide, and but few are preserved from the many that are “doomed to blush unseen.” As some

may be deterred from the attempt at raising hybrids, from the apprehension of not possessing the necessary means of culture, I trust it will not be considered officious or presuming in one who, for experiment, has proved the possibility of raising them to any required extent, with the assistance of only a garden frame, without any artificial heat. It is generally known that the old varieties, which are mostly deciduous, may be taken up, potted, and, when denuded of their foliage, be packed, as close as the pots will allow, in coal ashes, and covered with anything that will keep out the wet and frost: these, when the growing season arrives, may, for the purpose in question, be either turned out or retained in the pots. The *fulgens*, in order to be kept vegetating, may be placed in the window of a warm room, where, by the usual treatment of watering, re-potting, &c., it will come into flower a month earlier than if the roots be suffered to remain dormant in a dry state through the winter. The several sorts being in blossom, whatever bloom may be selected for the production of seeds should have the anthers removed immediately the flower can, by a slight pressure on the extremity of the calyx, be made to open. Although the best time for impregnation is when the apex of the stigma presents a cloven appearance, I would nevertheless recommend that the pollen be applied immediately the calyx, by being expanded, exposes the stigma to intrusive insects that might mar the success of the operation. Let the pollen, then, be taken in abundance from the sort intended to effect the cross, and applied to the stigma of the flower required to produce seed, so as to completely envelope it in the downy particles. If this be repeated once on each of the two succeeding days, all the other flowers on the shoot be removed, and something be placed over the flower to protect it from rain, should it prevail, the pod will swell and produce good seed in the open air:—so far the shrubby or old sorts. The *fulgens* being somewhat more tardy in ripening, its seed will be better kept, pending the whole process, which should be precisely the same as with the shrubby, in the window as before, giving it plenty of air. From this I merely remove the pods not required for seed, as the flowers fall off, so that the plant may be kept in its full beauty whilst it is ripening its seed. On the seed-pod assuming a purplish hue and semi-pellucid appearance, it should be gathered and laid in an airy situation till siccation shall have reduced it to the state of an over-dry



raisin; fold it in paper, and so keep it till the latter end of March or middle of April, according to the season, when the seed must be carefully extracted and thinly sowed in pots of mould, composed of one quarter light loam and three quarters peat, made very fine; let the surface be kept slightly moist, and the pots be placed in a frame very near the glass. In about six weeks the seed may be expected to break through the earth. As soon as the plants have four leaves, take an early opportunity of planting them in the smallest-sized pots, in equal parts of loam, peat, and leaf mould, with a little white sand. On taking to the earth their growth will be rapid. When the roots reach the side of the pot, shift them into large sixties, and ultimately into forty-eights, keeping them all the time under glass; but give abundance of air and water, and many of them will blossom before the end of the season. They are capable, of course, of more rapid progress by the rise of artificial heat, when that medium is at command; but, as already stated, I have pursued the above plan as a matter of experiment only, and such has been my success that from four pods I have more than one hundred and twenty plants. Many of those saved from the shrubby sorts flowered the first season, and promise some pleasing varieties; but being late in the year, it will require another season to test their qualities fully; there is, however, in most a great improvement in the beauty of their foliage. I have amongst them about thirty-five plants raised from one pod of *fulgens* impregnated by *grandiflora*: not one of these have flowered: they have more the appearance of *fulgens*, but yet present great variety in habit and foliage. Whilst the tallest of these is not more than eight inches high, many of those from the shrubby exceed two feet.

I am aware that these simple rules are at variance with, or rather fall short of, the elaborate process pursued by the scientific hybridist; but they are, nevertheless, capable of producing very pleasurable results to the amateur; and if they be followed out by reseminification with *fulgens* on the most promising of the present hybrids, I feel assured that such experiments must lead to a race of plants far surpassing, in splendour of blossom and stateliness of habitude, any of their progenitors.

December 23rd, 1840.

---

## ARTICLE III.

## A LIST AND DESCRIPTION OF PROVENCE AND HYBRID CHINA ROSES.

BY MR. CHARLES WOOD, JUN., WOODLANDS NURSERY, MARESFIELD, SUSSEX.

I FEEL much pleasure in complying with the wishes of your correspondent "Rosa," and have therefore subjoined a list of Provence and Hybrid China Roses, although I must confess the latter class has been the hardest to enumerate, there being such an infinite variety of beautiful sorts in that splendid division that it is somewhat difficult to determine, "among so many beauties," which to give the preference to.

## LIST OF PROVENCE ROSES.

<i>Names.</i>	<i>Description.</i>
*Adèle de Senänge .....	splendid large rosy blush.
Athanaïs .....	rosy red, spotted.
Anemoniflora .....	beautiful blush.
Celery leaved .....	bright pink, curious foliage.
*Curled .....	globular bright rose.
Des Peintres .....	vivid rose colour.
Dianthiflora .....	curious rose, fimbriated petals.
*Duchesne .....	very superb large blush.
Dutch or largest .....	rose colour, very large.
Duc d'Angoulême .....	vivid rose, cupped, and double.
Délice de Flandres .....	delicate pink.
Evelina .....	pale blush, shaded.
*Fringed Provence .....	large bright rose, with beautiful crested buds.
Glandulosa centifolia .....	rose colour, leaves richly margined with gold.
Grande Agathe .....	pale flesh colour.
Indiana .....	large blush.
King of Holland .....	large rose colour.
*La Simplicité .....	crimson, cupped and very double.
Laura .....	deep rose.
*Monstrous or bullée .....	resembling the old cabbage rose, with the addition of large inflated foliage.
Nouveau d'Autieul .....	cupped, deep red.
Rachael .....	beautiful pale rose.
*Reine de Provence .....	pale blush, large and globular.
Scarlet .....	rosy carmine.
*Spotted .....	deep rose, spotted, globular, and very double.
Striped or Vilmorin panaché .....	pale flesh, striped with pink.
Striped leaved .....	deep rose, variegated leaves.
Unique panaché (sometimes sur-named Maid of the Valley) .....	pure white, with rosy stripes.
*Unique panaché .....	an improved variety.
Wellington .....	deep rosy red.
*Wilberforce .....	bright large showy cherry colour, scarlet.

The above-named are pure Provence Roses. I will venture to add a few of the Hybrid Provence Roses, which are also very beautiful.

## HYBRID PROVENCE ROSES.

*Aspasié .....	globular, delicate blush.
Aurélié .....	deep rose, spotted with white.
*Blanche fleur .....	very splendid, large double white.

<i>Names.</i>	<i>Description.</i>
*Celestine .....	very superb blush.
Duchesse d'Angoulême.....	large, pale silvery blush.
General Foy .....	crimson, expanded, large, and double.
*Gloire de France.....	pencilled, bright rose, large.
La Volupté .....	vivid rose colour, cupped, large, and very double.
Pompon de la Queue.....	very superb blush

## HYBRID CHINA ROSES.

*A Odeur de pâte d'amande.....	globular, bright red, very peculiar fragrance.
Aurora.....	large, bright rosy lilac, striped with white.
*Billiard .....	bright dazzling scarlet.
*Blarii, No. 1 .....	very large, bright rose.
Blarii, No. 2 .....	beautiful pale rose.
*Brennus .....	brilliant red crimson, very large.
*Camuzét Carnée .....	bright rose.
Capitaine Sissolet .....	rich fulgent rose colour.
*Charles Louis, No. 1 .....	large, bright deep cherry colour.
*Charles Louis, No. 2.....	rich lilac blush, compact.
Comtesse Lacepède .....	large deep blush.
Coutard .....	bright rich rose colour, large.
Duke of Devonshire.....	rose colour, sometimes striped.
Fimbriata .....	rich rosy red, with incised petals.
*Fulgens .....	deep scarlet, very beautiful.
*General Allard .....	large, bright rose.
General Kleber.....	very deep rich scarlet.
Grilony .....	purplish slate colour, immensely large.
Lord John Russell .....	light cherry colour, curiously veined and marbled.
Lord Nelson .....	velvety crimson, shaded with lilac and purple.
*Madame de St. Hermine.....	very rich deep cherry colour.
Magna rosea.....	delicate light rose.
*Richelieu.....	very deep rosy lilac.
Triomphe d'Angers .....	most brilliant crimson, sometimes striped, very highly scented.
Vingt-neuf Juillet.....	rich vermilion scarlet.

I have marked thus \* those sorts which I consider the most desirable. I have selected the above twenty-five varieties of Hybrid China Roses as being very beautiful, and which I can with confidence recommend; still there are many other varieties of perhaps equal beauty. Should a more lengthened list of Hybrid China Roses be required by your correspondent "Rosa," I shall be most happy to furnish it.

## ARTICLE IV.

## ON THE TREATMENT OF THE GENUS CACTI.

BY E. H., STIRLINGSHIRE.

OBSERVING, in one of the late numbers of the FLORICULTURAL CABINET, a query on the Cactus, as to growth, soil, &c., I am induced to offer you a few observations on the same; but shall not

feel at all annoyed by your not publishing them, should you not think them fit to appear in your Journal, which improves every year, and which I have had great pleasure in recommending to my friends.

Succulent plants, so far from requiring the temperature of a stove, as supposed by many, are most certainly much more injured by so high a temperature than by being kept cool, if we except the Genera *Stapelia* *Euphorbia*, and a few *Cactus*, all others are much better when kept in a cool, dry, airy greenhouse. Another notion, which I have heard people advocate, viz., that *Cactææ* and succulents should be planted in *lime*, *rubbish*, gravel, or porous matter, with a view to prevent them growing too rapidly, also that they should have hardly any water given them, is erroneous.

Soil is next to be considered. A light, rich, loamy soil is the best for plants of this description. The free-flowering *Cactææ* should be placed in the richest soil possible, at the same time it must be open and porous, such as will let water pass through it freely, and for that reason it should have broken pots, or small pieces of broken bricks mixed with it to keep it open. Poor sandy soil should be discarded.

*Shifting or Potting.*—There are few species of succulents, until they have attained a pretty large size, but what will be the better for being examined at least once a year. The most proper season for this is in spring, before they begin to grow. The majority of these plants require pots less in size than those of other plants in general. They require to be thoroughly drained, as stagnant water is very injurious to the roots.

When it is desired to have large specimens of plants of this genus, they must be shifted into larger pots, and supplied with plenty of water.

Many persons do not shift or pot their succulents above once in two, three, or four years: there are many kinds which do not need it oftener, but they are the small slow-growing kinds, such as the melon-shaped *Cactææ*.

In regard to temperature, most succulent plants will stand uninjured when the thermometer falls to forty-five degrees, or even lower.

During winter care must be taken that the plants are not over watered, and that the house is water-tight. A watch must be kept that the plants do not suffer from damp.

If the above observations, although they be few, are worthy of a place in your February number, it would be seasonable to insert them therein. I do not pretend to great knowledge of flowers, but the study of them gives me great delight, and I have derived much useful information from the FLORICULTURAL CABINET.

*January 6th, 1841.*

---

## ARTICLE V.

### ON THE INTRODUCTION OF THE DAMASK AND MUSK ROSE AND THE TULIP.

BY A. E., HOXTON, LONDON.

IN a collection of voyages, compiled by Richard Hackluyt in the year 1599, is an instruction which Hackluyt wrote to a factor (or what we should now call a supercargo) about to proceed to Turkey, of which the following is an extract. It is curious, as showing that, even at that time, there was an anxiety to introduce new plants. The woollen trade of this country was then in its infancy, and no man more than Hackluyt assisted to encourage it:—

“ It is reported at Saffron Walden that a pilgrim, purposing to do good to his country, stole an head of saffron, and hid the same in his palmer’s staffe, which he had made hollow before of purpose, and so brought this root into this realme, with venture of his life; for if he had been taken, by the law of the country from whence he came, he had died for the fact. If the like love in this our age were in our people that now become great travellers, many knowledges, and many trades, and many herbs and plants, might be brought into this realme that might doe the realme good. And the Romans having that care brought from the coasts of the world into Italie all arts and sciences, and all kind of beasts and fowles, and all herbs, trees, busks, and plants that might yield profit or pleasure to their countrey of Italie. And if this care had not been heretofore in our ancesters, then had our life bene savage now, for then we had not had wheat nor rhie, peaze nor beanes, barley nor oats, peare nor apple, vine, nor many other profitable plants; bull nor cow, sheepe nor swine, horse nor mare, cock nor hen, nor a number of other things we enjoy, without which our life were to be said barbarous; for these things, and a

thousand that we use more, the first inhabitants of this island found not here. And in time of memory things have bene brought in that were not here before, as the Damaske Rose by Doctour Linaker, King Henry the Seventh and King Henry the Eight's physician; the Turkey cocks and hennes about fifty years past; the artichowe in time of King Henry the Eight; and of later time was procured out of Italy the Muske Rose plant, the plumme called the Perdigma, and two kindes more by the Lord Cromwell after his travel, and the Abricot by a French priest, one Wolfe Gardiner, to King Henry the Eight; and now, within these four yeares, there have bene brought into England from Vienna, in Austria, divers kind of flowers called Tulipas, and those and other procured thither a little before from Constantinople, by an excellent man called M. Carolus Clusius. And it is sayd that since we traded to Zante, that the plant that beareth the coren is also brought into this realme from thence, and although it bring not fruit to perfection, yet it may serve for pleasure and for some use, like our vines doe, which we cannot well spare, although the climat so colde will not permit us to have good wines from them. And many other things have bene brought in, that have degenerated by reason of the cold climat; some other things brought in have by negligence bene lost. The Archbishop of Canterburie, Edmund Grindall, after he returned out of Germany, brought into this realme the plant of Tamaris from thence, and this plant he hath so increased that there be here thousands of them, and many people have received great health by this plant; and if of things brought in such care were had, then could not the first labour be lost. The seed of tabacco hath bene brought hither out of the West Indies; it groweth here, and with the herbe many have bene eased of the reumes, &c. Each one of a great number of things were woorthy of a journey to be made into Spaine, Italie, Barbarie, Egypt, Zante, Constantinople, the West Indies, and to divers other places neerer and further off then any of these; yet, forasmuch as the poore are not able, and for that the rich settled at home in quiet will not, therefore we are to make sute to such as repaireth to forren kingdomes, for other businesses, to have some care heerin, and to set before their eyes the examples of these good men, and to endeavour to do for their parts the like, as their special businesses may permit the same. Thus giving you occasion, by way of a little remembrance, to have a desire to do your countrey good,

you shall, if you have inclination to such good, do more good to the poore ready to starve for reliefe, then ever any subject did in this realme by building of almehouses and by giving of lands and goods to the reliefe of the poore. Thus may you help to drive idlenesse, the mother of most mischiefs, out of the realme, and winne you perpetual fame, and the prayer of the poore, which is more woorth then all the golde of Peru and of all the West Indies."

*January 1, 1841.*

---

## ARTICLE VI.

### ON THE CULTURE OF THE PANSY.

BY H., EAST RIDING OF YORKSHIRE.

THE Pansy, although it is thought generally a small and insignificant plant, yet I think deserves a place in every amateur's garden, especially those of the finer sorts. Having grown them very successfully, I forward for insertion in the CABINET the mode of treatment I find them flourish the best in, and which I strongly recommend to others.

Choose a situation with an eastern or western aspect, and during the great heat of the sun cover them over with a matting or with a hand-glass, or they will not retain their moisture, and give them plenty of water, either early in the morning or late at night, being careful not to give them too much. The following is the mixture for the soil:—Take out of the common ground about a foot of earth, and then lay a bedding of good, strong, and wholesome horse manure, about a foot or a foot and a half in depth; then put over that three-fourths of fine rich soil, with about one-fourth of white sand, and rake it well over before you plant the roots, and set them about six inches apart from each other. In the winter I generally take them up and put them into pots, and then place them in a cold frame, to protect them from the great rains that fall about the months of November, December, and February.

The following is the list of the best sorts of Pansies that I have tried and succeeded with this experiment, viz.:—Thompson's Victoria, Vesta, Coronation, Masterpiece; Cook's Joan of Arc, Diogenes, Vivian, Amadis, Somnambula; Forsyth's Beauty of Anlaby, Lady Blessington, Dido, William Tell.

*December 6th, 1840.*

## ARTICLE VII.

## A LIST, AND CULTURE, OF CINERARIAS.

BY AMICUS CINERARIUS, CLAPHAM, SURREY.

ON perusal of the December CABINET, I was pleased to notice that one of your numerous subscribers requested some person to furnish him with a list of the best Cinerarias. I think, as an early flowering plant, we have not one that is more deserving a place in the greenhouse or conservatory. On account of the splendid variety of colours and profusion in blooming, it is most certainly a tribe that cannot be too highly prized. Being a great admirer of it, I have visited the principal collections in the south, as Henderson's, &c.; but of all I have seen, the collection of Mr. Joseph Smith, nurseryman, Westerham, in Kent, is the most superior. I took a list of the kinds, with descriptions of the flowers, which I forward for insertion in an early number of the CABINET.

## SMITH'S SEEDLINGS.

Empress .....	white and purple, very beautiful.
Victor .....	fine dark puce.
King of Westerham .....	light and crimson.
Hero of ditto .....	crimson.
Egyptian Prince .....	light crimson, very showy.
Pulchella Nana .....	light purple, dwarf habits, very neat.
Mundula grandiflora .....	light, with dark eye.
Magnet .....	fine light red.
Masterpiece .....	fine light crimson.
Eliza .....	light mottled.
Queen superba .....	tall light.
Queen of Queens .....	fine light, tall.
Azure Blue .....	light blue.
Splendidum .....	fine crimson.
Elegans .....	fine lilac.
Dumosa .....	pink, dwarf.
Purple perfection .....	fine purple.
Lilacina .....	fine lilac.
Rosea .....	rose.
Grand Duke .....	fine red.
Persiciflora .....	fine peach blossom.
Queen of Sheba .....	very fine rose.
Fulgens .....	fine large crimson.
Blue King .....	light and rose, with blue edge to the petals.
Prince Albert .....	fine large crimson, tall.
Flora Queen .....	fine large light.
Grand Duke .....	splendid red.

## GOOD OLDER VARIETIES.

Hendersonii .....	deep bluish purple.
Formosa.	
Pulchella.	
King.	



Queen .....	tall, light, and pink.
Floribunda .....	tall, light.
Waterhouseana .....	large, bluish purple.
Atrø Cœruleus (Smith's).....	deep blue purple.
Fanny Tripet.....	} new seedlings sent out last spring by Messrs. Henderson.
Fandago .....	
Lilacina .....	
Grandissima (Henderson's blue).....	
Boyceii .....	very good, crimson, and light eye.
Tussilaginus.....	not worth growing.

Relative to the height of the kinds, and the habit of each, &c., it depends, Mr. Smith states, principally on the mode of culture practised ; but he observed that if the kinds not marked tall or dwarf are well grown, and have plenty of pot room, they will make large bushy plants, growing from one foot to half a yard high ; those marked tall, to two or two and a half feet ; and those marked dwarf, from six to nine inches. The varieties, Mr. Smith further observes, have been selected from several fine collections, including his extensive stock of seedlings.

No tribe of plants is more easy of cultivation than the Cineraria ; and by due attention it will most amply repay it. By the following mode of treatment plants may be obtained in great vigour, and scarcely appear to belong to the same genus when contrasted with the too general meagre ones to be seen.

About the middle of May, I separate offsets from the parent plant, potting them into sixty-sized pots, in a compost of equal portions of loam and sandy peat, and place them in a frame where there is a gentle bottom heat. When offsets (which are always to be preferred) cannot be obtained, I take off cuttings, cutting them off clean to their origin, or close under a joint, and strike them in sandy peat. As soon as they are rooted, I pot them in the same manner as is done with offsets:

When the young plants are fairly established, I remove them into a cool frame, and in a short time after expose them to the open air. As the pots fill with roots, they are successively repotted, in a compost of equal parts of good loam, sandy peat, and well rotted hot-bed dung. I give them due attention to watering daily, and once a week water with liquid manure, avoiding it being poured upon the foliage, or it would turn it brown : this greatly contributes to their vigour. About the middle of September I place them in a cold frame or in a cool greenhouse, putting them as near to the glass as possible,—the

nearer the better, provided they do not touch it. All air possible is given them, as long as the season admits. As those in the frame push flowering stems they are removed to the greenhouse, and are put in a light and airy situation. As the flower stems advance to a blooming state, they are very liable to be attacked by the green fly: on its first appearance the tops are immersed in tobacco water; this immediately destroys them.

Plants thus treated bloom magnificently from the end of January to July; but if offsets or cuttings be taken off in July and August, and the plants be treated in all other respects as those taken off in May, such plants will bloom from June to the end of autumn, and thus a blooming period may be enjoyed for at least nine successive months, and afford an interest which can only be duly appreciated by those who give the tribe its merited attention.

[We most cordially unite with our respected correspondent in praise of this beautiful flowering genus, which are deserving a place in every collection where practicable. They may be obtained, too, at a very low price. Mr. Smith informs us he has but a few sets left.—CONDUCTOR.]

---

## ARTICLE VIII.

### ON RAISING AND SUBSEQUENT TREATMENT OF SEEDLING GERANIUMS (PELARGONIUMS).

BY MR. JONES, FLOWER GARDENER TO WILLIAM NICHOLSON, ESQ., ROCHESTER.

BEING a subscriber to your useful work, the FLORICULTURAL CABINET, nearly from the commencement, and having derived much information from it, I feel much pleasure in contributing in some degree to assist others. With this object in view, I herewith send you the following remarks on my method of raising and cultivating seedling Geraniums, which I have practised for several years, hoping it will be of service to your numerous readers.

In the first place, as to the way I obtain the finest and the greatest quantity of seed. I keep my plants in the greenhouse till the flowering is over, and those I wish to save for seed I take and plunge up to their rims close under a south-expected wall. When the seed begins to ripen they require frequent watching, for the seed, being very light, is very soon blown away by the wind and lost. As soon

as I have a sufficient quantity of seed ripe to sow a middling sized pot, I sow it, and do not wait till all my seed is ripe. When I again collect as much, I sow it, and so on until I have sown all I wish. When sown I keep them in the greenhouse, and in a very short time they vegetate and appear. I then keep them very close to the glass. As soon as the plants are fit, I pot them into seventy-two-sized pots. In this potting, I place them from the glass a few days, and keep them close shut up till they have struck fresh roots; and when I find they are able to bear the sun, I put them close to the glass, and in that situation they grow very rapidly and vigorously. When I find they require shifting, I repot them into sixty-sized pots, not disturbing the roots more than I possibly can help, and when potted I still keep them close to the glass. In this potting they make very fine plants in a short time. When I find they begin to root freely, and have grown large enough, I stop the leading shoot, which induces them to throw out five or six strong lateral ones. About the middle of November, when I find they have filled their pots with roots, I pot them into forty-eights. By stopping them when in the sixty-sized pots, and then giving them another shifting, they grow amazingly, and by the beginning of January I have them strong and bushy, at which period I stop them wholly again. I do not stop them any more from this time; but about the middle of February I shift them into thirty-twos, and I find many of them require twenty-fours by the end of March. Those that have the finest foliage, and seem to be different from the parent plants, I pot into twenty-fours; the others I flower in thirty-twos. I am confident, if any person will follow the same mode of treatment, he will not fail to flower ninety out of a hundred the first year. The stopping of them in the infant state most essentially promotes an early flowering, and the attention to repotting and situation renders them vigorous and bushy.

---

## ARTICLE IX.

### ON BLOOMING THE SCARLET GERANIUM.

BY A HUNTINGDONSHIRE GARDENER.

“AN Old Subscriber,” in your very excellent number of last month, inquires the best method of blooming the scarlet Geraniums. The method which I have adopted for some time past, with great success,

is to take off the cuttings the middle or latter end of June, and plant them in an open border till the latter part of August. I then take them up and pot them into forty-eight-sized pots, larger or smaller, according to the size of the roots. After potting they are placed in a warm situation in the open air, where they can be shaded for a short time till they can bear the sun, after which they are fully exposed.

Towards the latter end of September I put them in the greenhouse, letting the windows be opened every mild day to their full extent. If frost happens, or sharp cutting winds, or damp foggy weather, I keep the house closed more or less. No forcing is requisite further than to screen them from the frost.

As early as the weather will permit in the following May, I transplant them into beds in the flower garden. The soil which I employ is composed of the following materials, viz. : one part road scrapings, which is collected in the winter season, and kept in a large heap twelve months at least before I use it. The winter following I turn it over two or three times, exposing it to the frost as much as possible. One part well-sifted leaf mould; and two parts loam. All are well mixed together, along with a very little rotten dung from an old cucumber or melon bed. The above compost in the beds is a good spade deep. If the weather is dry in summer, I water them two or three times a week with manure water.

I have invariably found that by treating them thus they bloom beautifully, until overtaken by the frost. I never pinch the heads of the shoots, as it induces such a production of lateral branches, and causes the plants to become short and bushy, and is a great hinderance to their blooming. The same course of treatment applies to Smith's new scarlet, and succeeds equally well.

---

## PART II.

### LIST OF NEW AND RARE PLANTS.

IN PERIODICALS. (*Continued from page 19.*)

**GERANIUM RUBIFOLIUM.**—Bramble-leaved. (Bot. Reg. 67.) Geraniaceæ. Decandria pentagynia. Seeds of this plant had been collected on the Himalayan mountains, and presented to the London Horticultural Society, by Dr. Royle. It is a hardy perennial, growing about a foot high, and blooms freely. It is very liable to be destroyed by wet during winter; and, in order to

succeed, should be planted on rock-work. It blooms in July and August. Each flower is about an inch and a half across, of \_\_\_\_\_ colour, with a whitish eye. It is a very pretty flowering plant, and a valuable addition to rock plants.

*GRABOWSKIA DUPLICATA*.—Toothed. (Bot. Mag. 3841.) Solanææ. Pentandria Monogynia. Mr. Tweedie sent seeds from Buenos Ayres to Mr. Moore, of the Glasnevin Botanic Garden, with whom it has bloomed. It requires a moderate stove-heat. It is a rambling shrubby plant, growing to twelve feet high. The flowers are produced in fascicles, from among the upper leaves. Each flower is about half an inch long, of a greenish white.

*HIBISCUS WRAYÆ*.—Mrs. Wray's Hibiscus. (Bot. Reg. 69.) Malvacææ. Monadelphia Polyandria. Dr. Lindley states that his first knowledge of this plant in a living state was from Mrs. Wray of Oakfield, near Cheltenham, sending him specimens. That lady has been singularly successful in raising rare and beautiful plants. Mr. Drummond had collected seeds at the Swan River colony, and from a plant so obtained, it has bloomed in the garden of the London Horticultural Society. It is a shrubby greenhouse plant, growing to eight or ten feet high in one season, if allowed plenty of root room. The plant at the Society's garden has been in bloom since the end of September, and is likely to continue blooming, Dr. Lindley observes, throughout winter and spring. This renders the plant a very valuable acquisition for a greenhouse or conservatory. Each flower is about four inches across, of a pretty lilac colour. The plant is readily propagated either by layers or cuttings.

*ISOMERIS ARBOREA*.—Tree-like Isomeris. (Bot. Mag. 3842.) Capparidææ. Hexandria Monogynia. This shrubby plant was discovered by Mr. Nuttall in California, and sent to the Royal Botanic Garden, Edinburgh. At first sight it strongly resembles a small-flowered *Edwardsia*. In a stove belonging to the Caledonian Horticultural Society it has bloomed; the top of the plant had been secured in a pendant position, and Mr. McNab thinks this promoted its blooming. The flowers are produced numerously, solitary in the axils of the leaves, but they are collected into terminal pseudo-racemes. Each blossom is near an inch long, of a bright yellow colour.

*MONOLOPIA MAJOR*.—Larger *Monolopia*. (Bot. Mag. 3839.) Compositææ. Syngenesia Superflua. A native of California, from whence it was sent by Mr. Douglas. It has been distributed in this country under the name *Helonium Douglassii*. It is an annual, which grows from two to three feet high, every shoot terminating with a flower. Each blossom is near two inches across, of a bright yellow colour. The appearance of the flower is somewhat like that of a *Gaillardia*, without a dark eye.

*ONCIDIUM LEUCOCHEILUM*.—White lipped. (Pax. Mag. Bot. 241.) Orchidææ. Gynandria Monandria. Sent from Guatemala to Mr. G. H. Bunney, of the Kingsland nursery. It has bloomed in the collection of the Hon. Baron Dimsdale, Campfield-place, Herts, under the skilful management of Mr. Dunsford. It had a scape nine feet long, with thirteen or fourteen lateral branches, which were from half a yard to four feet long, the whole beautifully bedecked with its finely variegated blossoms. Each flower is near two inches across. Sepals and petals of a greenish-yellow, marked and blotched with brown velvet. Labellum white, stained with rose. It is a very interesting and beautiful species, deserving a place in every collection. Mr. Dunsford did not plant it in heath soil, as is usually done to the *Oncidiums*, but had a pot nearly filled with drainage, upon which he reduced a sufficiency of moss, in which he fixed the plant. In this it required a free supply of water, and the result was it grew most vigorously, and is an evidence of the great advantage of cultivating many other *Orchidææ* in the same manner.

*PUYA HETEROPHYLLA*.—Various leaved. (Bot. Reg. 71.) Bromeliææ. Hexandria Monogynia. It has bloomed in the collection of John Rogers, Esq., jun., Sevenoaks, Kent, who received it from Mexico in 1838. The flowers are produced in a close oblong spike, of a pretty flesh-colour, shaded with rosy-carmine.

*RIGIDELLA FLAMMEA*.—Flame-coloured. (Pax. Mag. Bot. 247.) Iridæææ.

*Monodelphia Triandria*. A native of Mexico, discovered by Mr. Hartweg, a collector in the employ of the London Horticultural Society, and bloomed in the garden at Chiswick, and since with Mr. Groom of Walworth, who possesses another kind, which he supposes to be only a variety, his being raised from seeds. The root is a bulb. The flower stem rises to the height of three feet, and the plant in its appearance somewhat like the *Tigridia pavonia*, and it requires in culture a similar treatment to it. The flowers are enclosed in a two-valved spathe, terminal, and drooping. On the flower opening, its petals immediately become reflexed, similar to a Dog's-tooth Violet. Each of the petals is about an inch long, of a fine rich red colour, and not a flame colour, as its specific name implies. The other kind Mr. Groom possesses has dark chocolate stripes upon the ground colour. It thrives well in a greenhouse or cold frame, but it is probable that plants will even succeed well in the open border with a slight winter protection. It requires to be taken up when the leaves decay, and be replanted early in November. A compost of loam and sandy peat suits it well.

*SIDA PICTA*.—Painted-flowered. (Bot. Mag. 3840.) This plant is generally known by the name of *Abutilon striata*, but Sir Wm. Hooker designates it as above. Hitherto Dr. Hooker observes that it has been treated as a greenhouse plant, but in all probability will succeed in the open air, especially in the summer months. Its gaily painted drooping flowers, orange-yellow striped and marked with red, render it highly worthy a place in every collection.

*PAULOWNIA IMPERIALIS*.—Foxglove Tree. This deciduous plant is a native of Japan, where it grows thirty or forty feet high, with a trunk near a yard in diameter. The leaves are large oval. Flowers are produced in panicles, like the Horse Chesnut. Each flower is about two inches long, tubular-campanulate, of a pale blue colour, slightly spotted inside. A plant has been growing vigorously in the Jardin des Plantes, in Paris, for several years, and is now twelve feet high, and proves to be quite hardy. Mons. Neumann, the principal gardener, states that some of the lower leaves are fifteen inches broad and eighteen long, and he styles it the king of hardy trees. It will be a valuable addition to the pleasure ground, lawn, &c. There are some specimens of it in the garden of the London Horticultural Society.

*POINSETTIA PULCHERRIMA LUTEA*. A plant of the yellow flowered variety is in bloom at Messrs. Henderson's nursery, London; and a large specimen of that truly beautiful flowering plant the *LUCULIA GRATISSIMA*, with eight fine hydrangea like heads of pretty pink, fragrant flowers. Both these plants deserve a place in every collection of stove plants, especially the latter.

*ÆSCHYNANTHUS GRANDIFLORUS*.—Large flowered. (Bot. Mag. 3843.) Cyrtandraceæ. Didynamia Angiospermia. A stove plant, native of Nepal, introduced into this country in 1837, but not as extensively cultivated as it merits. The plant grows from two to three feet high; it is an epiphyte, which produces its flowers at the extremity of the shoots, in clusters of from twenty to thirty in each cluster, the umbels being drooping. Each flower is tubular, about two and a half inches long, and three-quarters across, of a deep orange-scarlet colour. It is a profuse bloomer, and flourishes the best when grown in broken pots and chopped moss. *Æschynanthus*, from *aischos*, modesty; and *anthos*, a flower.

*ANGELONIA CORNIGERA*.—Horn-bearing. (Bot. Mag. 3848.) Scrophularinæ. Didynamia Angiospermia. Synonym *A. ciliata*. A native of Brazil, discovered by Mr. Gardner in 1839, growing in sandy places. It has bloomed in the Glasgow Botanic Garden. It is an annual, growing about a foot high, branched from the base. The flowers are produced in profusion, axillary, solitary, but so extended is each shoot as to appear in long racemes. Each flower is on a longish footstalk, and is about three-quarters of an inch across, of a rich purple colour.

*BRUNONIA AUSTRALIS*.—Southern. (Pax. Mag. Bot. 267.) Brunoniaceæ. Pentandria Monogynia. A native of New Holland, and blooms very freely when grown in an airy greenhouse, where we saw it plentifully at the Clapton Nursery. The plant is an herbaceous perennial. The flower stems rise about a foot high, crowned with a solitary head of flowers, of a bright blue colour. It

very much resembles the Sheep's Scabious of our own country. It is easy of culture, and would be an interesting ornament to any greenhouse.

**CATASETUM CALLOSUM.**—The tumour-lipped. (Bot. Reg. 5.) Sepals and petals of a dull brownish-red, without spots; column of the same colour; lip green, with a yellow tubercle near the base, and a stain near the apex. Each flower is near three inches across. Grown by Messrs. Loddiges.

**CATASETUM CORNUTUM.**—Horned. (Bot. Reg. 5.) From Demerara. Each raceme has sixteen or more flowers, of a dull green, beautifully spotted with very dark purple. Each flower is about two inches across.

**CATASETUM BARBATUM VAR. PROBOSCIDEM.**—Long-beaked. (Bot. Reg. 5.) Mr. Wailes, of Newcastle, received it from Brazil by Dr. Gardner, who found it near Sertao, growing on a small species of palm. Flowers green, beautifully spotted with dark purple, having however a lip which is entirely green. Each flower is about two inches and a half across.

**CATASETUM LAMINATUM VAR. EBURNEUM.**—White-lipped knife-blade *Catasetum*. (Bot. Reg. 5.) From Mexico to the London Horticultural Society by Mr. Hartweg. Lip of a pure white; the entire flower is without spots; sepals of a deep brown-red; petals of a rosy-pink towards the upper part, green below. Each flower is near four inches across.

**CATASETUM LANCIFERUM.**—Lance bearing. (Bot. Reg. 5.) From Brazil, sent by Dr. Gardner. It has bloomed in the collection of the Hon. and Very Rev. William Herbert. Sepals and petals green, beautifully spotted with brownish-purple; lip green. Each flower is about two inches across.

**CHELONE LYONII.**—Mr. Lyons. (Pax. Mag. Bot. 269.) Scrophulariaceæ. Didynamia Angiospermia. A native of Carolina, a hardy herbaceous plant. It has somewhat the resemblance to the well-known *C. obliqua*, but is more robust. The leaves are broader, and the flowers larger, of a pretty purplish-pink colour. The plant grows about two feet high, flowering profusely in large terminal spiked heads, from June to the end of the season.

**ECHEVERIA LURIDA.**—Lurid *Echeveria*. (Bot. Reg. 1.) Crassulaceæ. Decandria Pentagynia. A hardy greenhouse perennial, having a good deal the appearance of a house-leek. It differs from *E. secunda* in the leaves being longer, more blunt, and the flowers of a much richer scarlet.

---

NOTICED, BUT NOT FIGURED IN BOTANICAL REGISTER.

(Continued from page 19.)

**BOLDOPHYLLUM SORDIDUM.**—From Guatemala. The spike is six inches long, and scape about a foot. The flowers are fleshy, of a dull olive brown, mottled with purple.

**RODRIGUEZIA MACULATA.**—From Guatemala. The flowers are delicately spotted with red.

**ERIA CLAVICAULIS.**—An Indian Epiphyte, bloomed with Messrs. Loddiges. The petals and sepals white. Lip white; edged with pink.

**IPOMÆA FICIFOLIA.**—Messrs. Salter and Wheeler, nurserymen, Western Road, Bath, have raised this new and beautiful flowering species. It is a stove climber, having very rich purple flowers.

**GARDOQUIA BETONICOIDES.**—This Mexican plant has generally been cultivated in the greenhouse, and there blooming so scantily as not to be much regarded. We have seen specimens of it in the Epsom Nursery, growing in the open ground, blooming profusely, and the pinkish-purple flowers gave it a very ornamental appearance. The blossoms are larger as well as more numerous than when grown in the greenhouse.

---

## PART III.

## MISCELLANEOUS INTELLIGENCE.

## QUERIES.

ON PLANS FOR CONSERVATORIES, GREENHOUSES, &c.—Allow me to suggest to you the utility of occasionally inserting in your numbers some plans for ornamental conservatories and greenhouses, together with the ground before it, laid out as a flower garden. If the elevation, dimensions and estimate for building, accompanied the plan, no doubt but it would be most useful to many of your well wishers, and of whom I happen to be one. R.

Monday, 7th December.

[We will attend to the subject our correspondent mentions, having some plans ready. But as particular situations require accommodation, if we had any guide of that, we could give our opinion and sketch suitable. No doubt many of our readers may have constructions suited to peculiarities: if they would furnish us with particulars of form by sketch, and how they succeed, &c. &c., we should be much obliged, and the insertion of the plans would be useful to persons about to erect, or desirous to alter the form of any existing erections.—CONDUCTOR.]

ON CACTÆA.—Being an admirer of the succulent tribe of plants, and having a small collection which consist principally of the *Epiphyllum*, I am desirous of adding a few of the melon-shaped *Cactæa*. If you would inform me through the CABINET where to obtain a few of the flowering kinds, and at what price, you will greatly oblige  
A SUBSCRIBER.

[Most of the public nurseries now possess a collection; apply to such, and description and price will easily be obtained.—CONDUCTOR.]

ON TREATMENT OF *LILIUM EXIMIUM*, &c.—You will confer a favour on a constant subscriber to your very useful book *THE FLORICULTURAL CABINET*, if you can induce some practical gardener to write a few lines explanatory of the treatment of a beautiful tribe of ornamental plants, the new lilies, such as *L. eximium*, *longiflorum*, *punctatum*, &c. Also of some *Gladioluses*, such as *cardinalis*, *floribundus*, &c. There are years favourable to flowering; again years occur in this climate most unfavourable; yet by good management this may, no doubt, be counteracted. The soil, the time for planting, the time for rest, the degree of excitement by artificial heat—whether some sorts may not succeed best in open borders, and if so, should they be taken up at a season? All these are points essential to a successful treatment, and not very much known in this country. A few short directions would much oblige  
A SUBSCRIBER.

ON THE CULTURE OF GERANIUMS, AND LIST OF, &c.—Myself and a few friends would be obliged to you, or some of your correspondents, if you will give us a treatise on the geranium, so as to grow them as large as some of your correspondents speak of, and please to name about a dozen sorts that will be likely to come near the size, as I think now would be a good time to have the information, as we shall have the season before us. And what is the best time to sow scarlet ten-week stocks to pot for blooming in the spring, as we see the florists round London bloom them beautiful in forty-eight and thirty-two sized pots.  
J. S.

Chiselhurst, Kent, Dec. 16, 1840.

[The November and December numbers of the last year contain two excellent articles on their culture, one by a grower at a nursery, and the other by the first rate amateur grower in the country. It is very likely the latter gentleman has a peculiar treatment in getting his plants to such an extraordinary size. As he



has to compete at exhibitions, it cannot be expected that a detail of what gives him the pre-eminence would be given. Our correspondent must try to equal. A list of sorts for showing is very liberally given by Mr. Cock, in our present number.—CONDUCTOR.]

ON PLANS OF GREENHOUSES, &c.—One of your earliest subscribers wishes to remind you that the promises held out in the prefaces to the third and fourth volumes of the FLORICULTURAL CABINET have not yet been fulfilled. I allude to the intention of giving a number of plans of conservatories, greenhouses, cutting houses, pits, frames, &c. I have looked in vain for information on such erections, and the preface of the volume just concluded does not hint at such subjects being soon discussed. I therefore beg to call your attention to this matter, and I dare say that many other of your subscribers will be glad of information on these points, so intimately connected with the preservation of their choice plants.

The gradual improvement in the colouring of the plates must call for the approbation of your numerous supporters, and by proving your efforts to please them, ensure you an increased number, and extend the circulation of your very useful publication.

A. Z.

[We will fulfil the promise made.—CONDUCTOR.]

ON SEEDLING FLOWERS, &c.—Would it not be most proper for all Horticultural and Floral Societies to pass resolutions that no prizes be awarded to seedlings of any flowers that are not superior, in every respect, to those already in cultivation? If this was done, I think it would prevent so many inferior kinds being offered for sale, and which are stated to have been exhibited and obtained several prizes, such as some of the dahlias that came out the last season, which, when bloomed, were not worth sixpence.

C. P. O.

Stowmarket, Dec. 17, 1840.

[No doubt the kinds our correspondent refers to which obtained prizes were considered by the judges at the respective meetings to be deserving of them, and probably superior to every other of the class that they were acquainted with: but had such flowers been exhibited at some other show, the judges would have considered them undeserving, because they knew much superior ones in the same class of colour. Or in the former cases, the standard of merit was a very different one from what would have guided the decision in the latter. It is evident that there ought to be but one rule whereby to decide the merits of flowers, then the object of our correspondent might be more fully realized than at the present. We do not agree with our correspondent that no seedling flower is to have a prize unless it be superior in *every respect* to any other of its class that have been sold out, because a seedling flower may be superior in some desirable particular over every other, when it may be inferior in another way. We could point out, if necessary, many instances to illustrate this, if required; but our readers, no doubt, are acquainted with such.

In an early number of the CABINET we shall insert a rule which relates to dahlias, and which, if judges adhere to, will lead to a correct decision.—CONDUCTOR.]

#### REMARKS.

ON A BEAUTIFUL LILY, &c.—In passing through France lately, I saw in several towns an elegant white Lily, growing (in pots) about 2 feet high, having very broad leaves, ribbed almost like the Saxifrage leaf—the flowers drooping, not much expanded. I think that the calyx and spathe were something like my sketchy representation of it, but I did not pay particular attention to its botanical characters, and my memory is not over good. The name attached to it was *Lilium mirocale*. I do not find it in the first fifty volumes of Curtis, which are all I possess of that valuable work. I do not find it in the seven volumes of your still more useful work, barring the fifth volume, which I have not, and can-

not yet, though I sadly want it. (A quantity of Vol. V. is now at Messrs. Whittaker and Co.'s.) Nor is it in Rees' Cyclopædia, neither among the Liliums nor Amaryllises. If it is not cultivated in this country, it deserves to be. It is fragrant, as well as graceful. Perhaps it is among the Narcissuses. Will you allow me to call your attention to the smallness of the letters giving the names of the flowers in the plates? I am not young, and cannot read them by candlelight without a magnifying glass, much stronger than the spectacles I commonly use. This of course is to me a great inconvenience; might they not be larger, without injury to the beauty or symmetry of the plates? [It shall be attended to.—CONDUCTOR.]

One of your correspondents, speaking of the Banksian Rose, says they require a greenhouse. Seven years ago, when I left the house I then resided at, I had a Banksian (white) Rose, which had stood many winters (some without the protection even of a mat) and had reached an elevation of 20 feet, intermixed with a red Boursault. I have also seen the yellow (in my opinion much the handsomer) blooming against a wall, and reaching to a considerable height. I think it was at the Horticultural Garden at Chiswick. What protection it had in winter I am unable to say.

Fulham, October 26, 1840.

A. A.

[We judge the plant seen to be one of the *Hemerocallidæ*, or Day Lily tribe, and of the genus *Funkia*; the foliage and form of flower resembling those kind, we know. If any of our readers should know the plant, we shall be obliged by the name.—CONDUCTOR.]

**FUCHSIA CORYMBIFLORA.**—Grows very vigorously in the open ground when planted in a light and rich soil. It should be planted out in May when danger from frost is over. A free supply of water is required. If desired to have it to bloom in the greenhouse, it can be taken up, ball entire, very readily, water after potting and keep it a few days in a close place; it gives it very little check, and does not injure its blooming. Planted out in a conservatory it forms a splendid specimen, if it has only plenty of root room. If cuttings of the flowering shoots, at an early stage, be taken off, put into thumb pots, and placed under a bell-glass in heat, or in a hot-bed frame, they soon strike root, and make unique dwarf flowering plants. It is considered the hardest fuchsia yet introduced into this country.

**MRS. HAMILTON NESBITT FERGUSON, BIEL, EAST LOTHIAN, lat. 55° 55' N.**—At this northern station, where the climate is so variable that in 1826 harvest was almost finished by the end of July, and in 1838 was not gathered in by the end of the year, Mr. Street has succeeded in acclimatising several plants. In the spring of 1839, he planted on an open border near a south-wall, *Anchusa capensis*; it flowered and ripened its seeds freely. The following spring several seedling plants came up on the border, which began to flower in August, and continued till late in December. These plants ripened their seeds the same year, some of which were eaten with avidity by mice. During the early part of last summer, Mr. Street planted out under a south wall, trellised, *Lophospermum erubescens*; it grew well, and was in full flower by the end of July, and continued to bloom till December, the flowers being of a much deeper and richer colour than when grown under cover. It has produced some seed-pods, though it is uncertain whether they will ripen. A small bulb of *Pancreaticum Illyricum*, planted out on an open border in 1829, five inches deep, produced two bunches of flowers in 1832; the flower-stems were 17 inches high, and had each 12 flowers. In August 45 seeds were ripened, six seeds being swelled off in each pod. In 1833 and 1834 this plant produced three flower-stems, each bearing 13 flowers, and ripened its seed freely both years. In 1835 it sent up fine flowering stems, each having 15 flowers; and in July its foliage and flower-stems were two feet long, the former being two inches wide. In 1836 it produced 11 flower-stalks, each bearing 17 flowers, and this year it ripened half an ounce of seed. In 1837 and 1838, 12 stems were produced, each having 21 flowers, and a great deal of seed was ripened. In 1839 each stem had 20 flowers on it. In November of

this year the group was taken up, and after a few days was weighed, and found to be fully 9 lbs. in weight: one bulb, with a few offsets, weighed 1 lb. 10 oz.; a second, 1 lb. 1 oz.; and a third, 1 lb. 9 oz. The soil the plant grew in is rather light, with a cool clayey subsoil. Early in February, 1840, some of the seeds, old and new being mixed, were sown in a pot, and placed in a greenhouse for two or three months. After this the pot was set out in the open air till late in the autumn, when it was replaced in the greenhouse. Soon after this the plants came up thickly, about 40 in a pot, where they are to remain for two years. Mr. Street has also been successful in growing Fuchsias as standards in the open border. He has proved the Port Famine Fuchsia (*F. discolor*) to be the hardiest species here. A large bushy plant of this kind, exceeding five feet in height, survived the winter of 1837-8, without any protection beyond the covering of snow. It grows in rather a heavy loam, begins to flower early in summer, lasts a long time, and ripens a quantity of seed. Last February some seed was sown, and hundreds of plants came up. Several fine varieties were produced, which flowered freely, and ripened a number of long and large berries, containing a great deal of seed. Blackbirds are very fond of these berries. At the present time there are hundreds of seedling plants come up round the parent plant, not only on the border, but even on the hard gravel-walk. The only protection given at Biel to exotics planted out, is to put over the tenderest some old tan or leaf-mould.—*Gardener's Chronicle*.

ON WATERING SUCCULENTS.—“In watering the species of Aloe, and all those succulents which have leaves diverging in a half-erect position from a common centre, near the ground, the greatest caution is to be observed in the colder months, and, indeed, during the entire year, with the exception of the hottest and growing season. Being so formed as to permit water to lodge in the axils of their leaves, or in the centre of the plants among the younger and more tender foliage, the fluid supplied should not be poured over the plant, but directly on the soil or on the margin of the pot. In the summer months, as before mentioned, such a precaution may be disregarded, and the specimens will be benefited by watering over the leaves, as well as by the occasional and sparing use of the syringe. There is still a point connected with the administration of water to all succulents,—and we might very properly add, to every sort of exotic grown in pots, did our dissertation include these,—which is too momentous to pass over silently. We refer to the mode of its application as it respects the employment or rejection of a rose to the watering-pan. In some collections it is customary to adopt a comprehensive system of watering, in order to save labour; and to throw fluid most copiously through a rose over the whole of the plants to be supplied. In the summer too, when a large amount of water is essential, it is furnished in that manner till a pool of it is left standing in each pot. Now, without taking into account the number of specimens that thus receive more water than they need—the mischief caused by which can hardly be over estimated—if watered by the heavy falling of large drops of fluid from the rose of a watering-pan in such quick succession as to create a puddle, the subsequent influence of the sun, when it has its ordinary summer power, will literally bake it into a solid incrustation, through the fissures in and around which liquid can alone reach the roots of the plant. That this hardened earth is particularly injurious to succulents, since they have to be supplied very sparingly with water at certain periods, and that water is expected to pass to all their roots, when, in such a condition, it could at the uttermost merely reach the exterior ones, needs not to be more than hinted; and the absolute necessity of supplying water through the spout of a vessel placed close to the soil, or resting on the edge of the pot, will be strikingly obvious.”—*Paxton, Mag. Bot. December, 1840*.

#### FLORICULTURAL CALENDAR FOR FEBRUARY.

GREENHOUSE.—This department should have good attendance during this month, similar in its operations to those directed in January, which see.—Oranges, Lemons, and Myrtles, &c., will require water frequently, they usu-

ally absorb much. The herbaceous kind of plants will require occasional waterings, but less frequent and in less quantities than the woody kinds. Succulents, as Aloes, Sedums, &c., should be watered very sparingly, and only when the soil is very dry. Air should be admitted at all times when the weather is favourable, or the plants cannot be kept in a healthy state. If any of the Orange, Lemon, or Myrtle trees, &c., have naked or irregular heads, towards the end of the month, if fine mild weather occur, begin to reclaim them to some uniformity, by shortening the branches and head shoots; by this attention they will break out new shoots upon the old wood and form a regular head; be repotted in rich compost in April, reducing the old ball of earth carefully and replacing with new soil. After shifting, it would be of great use to the plants, if the convenience of a glass case could be had, in which to make a dung bed, that the pots might be plunged in; this would cause the plants to shoot vigorously, both at the roots and tops. Repot Amaryllis, &c. Tender and small kinds of plants should frequently be examined, as to have surface of soil loosened.

**ANNUALS.**—Towards the end of the month, sow most of the tender kinds which require the aid of a hot bed in raising, or in pots in heat.

**ANOMATHECA CRUENTA**, the bulbs of, should now be repotted into small pots, to prepare them for turning out into beds, so as to bloom early.

**AURICULAS** should now be top dressed, taking off old soil an inch deep, and replacing it with new.

**BULBS**, as **HYACINTHS**, &c., grown in water-glasses, require to be placed in an airy and light situation when coming into bloom. (See Art. vol. vi. on the subject.) The water will require to be changed every three or four days. The flower stem may be supported by splitting a stick at the bottom into four portions, so as it will fit tight round the edge of the glass at the top.

**CALCEOLARIAS**, seeds of, should be sown during the month, and be placed in a hot bed frame, also cuttings or slips be struck, as they take root freely now.

**CARNATIONS**, layers should be transplanted into large pots towards the end of the month, or planted in the open border.

**CUTTINGS OF SALVIAS, FUCHSIAS, HELIOTROPES, GERANIUMS, &c.**, desired for planting out in borders or beds during spring and summer, should now be struck in moist heat, in order to get the plants tolerably strong by May, the season of planting out.

**DAHLIAS.**—Seed should be sown either in pots or upon a hot bed. Pots or boxes with seed placed in a warm room, near light and admitting plenty of air to the plants when up will succeed well. Dahlia roots should now be potted or partly plunged into a little old tan in the stove, or a frame to forward them for planting out in May. As shoots push, take them off when four or five inches long, and strike them in moist heat.

**HERBACEOUS PERENNIALS, BIENNIALS, &c.**, may be divided about the end of the month, and planted out where required.

**HYDRANGEAS.**—Cuttings of the end of the last year's wood, that possess plump buds at their ends, should now be struck in moist heat; plant one cutting in a small pot (60's). When struck root, and the pot is full of roots, repot them into larger; such plants make singularly fine objects during summer.

**MIGNONETTE**, to bloom early in boxes or pots, or to turn out in the open borders, should now be sown.

**RANUNCULUSES AND ANEMONES** should be planted by the end of the month.

**ROSE TREES, LILACS, PINKS, HYACINTHS, POLYANTHUSES, NARCISSUSES, &c.**, should regularly be brought in for forcing.

**TENDER ANNUALS.**—Some of the kinds, as Cockscombs, Amaranthuses, &c., for adorning the greenhouse in summer, should be sown by the end of the month; also any tender Annuals desired to bloom early in the open border.

**TEN WEEK STOCKS, RUSSIAN AND PRUSSIAN STOCKS, &c.**, to bloom early, should now be sown in pots, placed in a hot bed frame, or be sown upon a slight hot bed.

THE UNIVERSITY OF CHICAGO  
 OFFICE OF THE DEAN  
 540 EAST SOUTH EAST AVENUE  
 CHICAGO, ILLINOIS

TO THE HONORABLE SENATE  
 OF THE UNIVERSITY OF CHICAGO

REPORT OF THE DEAN  
 FOR THE YEAR 1917-1918

BY  
 THE DEAN  
 WALTER DILLIARD



CHICAGO, ILLINOIS  
 THE UNIVERSITY PRESS  
 1918



*Stein's.*  
*Conqueror of the World*





Fig. 1. Dahlia, 'A. P. 100'.







*Carl's Royal Revenge.*

D. Hayes. Sc.

THE  
FLORICULTURAL CABINET,

MARCH 1st, 1841.

---

PART I.

EMBELLISHMENTS.

---

ARTICLE I.

DAHLIA SUPERFLUA var. (*Superfluous Dahlia, Garden Varieties.*)

CONQUEROR OF THE WORLD, BURNHAM HERO, AND  
RIVAL REVENGE.

COMPOSITE. SYNGENESIA, SUPERFLUA.

[Named by Antonio Joseph Cavanilles, a Spanish Botanist, in compliment to Andrew Dahl, a pupil of Linnæus, and a celebrated Botanist in Sweden.]

CONQUEROR OF THE WORLD.—A seedling raised by Mr. P. Stein, nurseryman, Highgate, London, of *superior character and novel colour*, being a pale sulphur, delicately and regularly laced with rosy pink. It was exhibited and obtained prizes at Metropolitan, Birmingham, Sunbury, Barnet, Wanstead, and other exhibitions. The plant is of dwarf and excellent habits.

BURNHAM HERO.—Raised by F. H. Church, Esq., of Burnham Market, the stock of which we have purchased. It is of a *very perfect and uniform shape*, rising well in the centre, which is arranged exceedingly regular. We have no doubt of its becoming a very popular flower.

RIVAL REVENGE.—Was raised by Mr. W. Cox, florist, Lark-hall Lane, Clapham, and purchased by us. It is in every respect a *superb show flower*, and will be found an acquisition to the *most select collection*. It is only during a period of about fifteen years that a peculiar interest became manifested in the cultivation of the Dahlia ;

and yet during this short interval the innumerable varieties which have been produced, and the degree of perfection to which it has attained, eminently excels all other instances of improvement in any different flower.

The first notice we have of the Dahlia is given by M. Hernandez in his history of Mexico, published in the year 1651, who figures and describes two species under the name of Acocotli, as he informs us it was called by the inhabitants, which he found growing spontaneously upon and around the mountains of Quauhnahuac. It is afterwards noticed, in 1787, by M. Thiery Menonville, in the history of his journey to Guaxaca, where he was despatched by the French Government upon the perilous mission of stealing the Cochineal Insect from the Spaniards. He tells us that having entered one of the gardens in the vicinity of Guaxaca, and adjoining to a plantation of Nopals, upon which the insect feeds, he was much struck with its beauty. In the autumn of 1790 a plant, which had been introduced into the royal garden at Madrid the previous year, produced blooms, and was described by Cavanilles, in his "Icones Plantarum," published in the early part of 1791. Upon this introduction of the plant to Madrid, the Marchioness of Bute, then temporarily residing there, procured seeds or roots and immediately transmitted them to this country; unfortunately, however, shortly after their arrival, they were totally lost. About the year 1802 the celebrated traveller and eminent botanist, Baron Humboldt, discovered it growing upon high sandy plains, five thousand feet above the level of the sea, as described in the "Voyage de Humboldt et Bonpland," published in 1810. In 1802 Cavanilles forwarded roots to Paris, where, we are informed, they were planted in large pots and placed in a frame, but that they did not bloom until the end of the autumn of 1803. In 1804 they were figured and described at length by M. Thouin, in the "Annales du Muséum d'Histoire Naturelle." In 1810 Professor Willdenow describes the Dahlia in his "Species Plantarum," and changes its name to *Georgina*, supposing that the name Dahlia had been applied to a totally different genus previously to its adoption by Cavanilles to the present genus; in which, however, he was doubtless mistaken, as the genus he alludes to is called *Dalea*, and was first described by Professor Thunberg, in the "Skriver af Naturhistoric Selskabet," published in 1792, whilst Cavanilles'

Dahlia was published in 1791. But notwithstanding this, on account of its resemblance to Dalea, M. de Candolle and some other eminent botanists adopted Willdenow's name of *Georgina*; the original name, however, had become so generally established, besides having the priority of publication, that these efforts to supersede it failed. In May, 1804, seeds were reintroduced from Madrid by Lady Holland, which, under the care of M. Buonaluti, prospered; and during the following autumn several varieties bloomed in the gardens at Holland House, a purple one of which was figured in the "Botanist's Repository." From these kinds M. Buonaluti succeeded in 1805 in saving a number of seeds, which were liberally distributed. The extension of sorts, however, in this country progressed tardily until the peace of 1814, when numerous sorts were imported from France, Germany, and Holland, where the propagation of new varieties had been more successfully pursued, especially by Count Lelieur at Paris, M. Otto at Berlin, and M. van Eeden at Haarlem. The introduction of these kinds stimulated several intelligent cultivators to more constant attention in the multiplication of varieties, particularly Mr. Joseph Wells, gardener to William Wells, Esq., of Redleaf, near Tonbridge, in Kent, and Mr. David Douglas, gardener to Lady Grantham, at Putney Hill, and the most peculiar success attended their efforts, especially the former, who raised the first double dwarf Dahlia. Subsequently, gradually improved kinds were annually produced, until they have at length attained a very perfect and unique shape. The most decided advance, however, towards perfection was made in 1832 by Mr. George Lynes, gardener to — Perkins, Esq., of Springfield, in Surrey, in raising that generally known, and by all cultivators universally admired flower, Springfield Rival. This variety was purchased by Mr. Inwood, of Putney Heath, for ten guineas; but since then the value of a new and superior flower has most remarkably increased: for the stock of one kind during the past season no less a sum than 500*l.* was asked, and 200 guineas refused for another. The collection of named different kinds, obtained from numerous sources, cultivated in the garden of the London Horticultural Society in 1826, enumerated but sixty that were then considered good ones, the principal portion of these being semi-double; and yet since that period so rapid and immense has been the increase that the list of our own varieties at this time is one thousand two

hundred and twelve, all double ; which we believe to be considerably more extensive than any other.

The varieties of colours now presented in the different kinds of Dahlias are very numerous, and often so strikingly combined and contrasted in the same flower as to command universal admiration. We have them already regularly and most beautifully laced round the edges of the petals, and we have no doubt that ere long we shall have them uniformly striped with all the beauty of the best Carnation, not only on flowers of inferior properties in other respects, but even those of first-rate character as to symmetry ; and annually we are presented with some kinds in advance towards its attainment.

The raising of hybrid flowers is at all times interesting, but especially so in this unrivalled genus. The numerous seeds that a plant will produce, the ease with which seedlings are raised, and the rapidity of growth, blooming vigorously the first season, are pleasing inducements even for a more general attention to it. The seeds should be sown early in March, and be raised in moist heat ; when the plants are large enough to transplant, they should be potted singly into sixty-sized pots, and be placed, after taking root again, in a cool frame, as is done to young plants raised by cuttings. About the 20th of May they should be planted out, in a rich soil and good situation, each plant having a stake to support it, and have all the attention as if it was an old approved variety ; by which means good sized roots are obtained, and the development of its properties more certainly attained, than if treated in a somewhat careless manner, as is frequently done by planting them in an unfavourable piece of ground, one that is nearly otherwise useless, and putting them very close together and allowing the tops to be prostrate on the ground. As to the subsequent culture of the Dahlia, no one method will suit for every kind ; in order to have some kinds as perfect as desired, they must be grown in poorish soil, whilst others require it of the richest character. The object, too, in growing the Dahlia, whether for a profusion of flowers to produce a gay appearance, or for floral exhibition, requires a different mode of treatment. In the former case not to have the soil so rich as to produce an undue proportion of foliage when in contrast with the flowers. A sandy loam will induce the greater profusion of flowers, whilst a strong loam has the opposite tendency. Situation, too, whether a confined or open one, renders a difference in cultivation

necessary. In a desirable open situation, a strongish loam, very freely enriched, and in dry seasons abundance of water at the roots, will grow the plants as vigorous as requisite, and by due regard to having them well secured, by each plant having three or four strong stakes, a judicious pruning away of lateral shoots, pinching off the flower buds so as to leave as many as the necessity justifies, in general the flowers may be brought to the size requisite for competing at exhibitions.

We have drawn up some regulations as a guide for judging at exhibitions; but to avoid making our remarks in the present number too long, we omit them till a future number, when, before the season of exhibiting arrives, we shall insert them.

---

## ARTICLE II.

### CURSORY REMARKS ON THE TULIP.

BY MR. WILLIAM HARRISON,

SECRETARY TO THE FELTON FLORICULTURAL SOCIETY.

BEING an ardent admirer of the various beauties of Flora, which are generally denominated "florists' flowers," I take the liberty of offering you, for insertion in your very useful and widely circulated CABINET, the following cursory remarks on the tulip, which I trust will not prove altogether uninteresting to some of your young readers who may be admirers of that most magnificent of all flowers.

If it be true, as is asserted by the poet, that there are

"Songs in the trees, tongues in the running brooks,  
Sermons in stones, and good in everything;"

and to the attentive observer of the beauties and wonders of nature, this is strictly true; then most assuredly the voice which speaks most loudly of the wisdom and beneficence of that Omnipotent Being who created and overlooks all things, speaks from a bed of fine tulips; for who that has ever beheld the gorgeous sight of a bed covered with finely painted tulip cups, but would feel his mind at the same time elevated above the scene of mortality and change that lies about him, and directed to the Source from which all life and beauty first sprang into existence? or in the beautiful language of Thomson, who would not be induced to

"Look through nature up to nature's God?"

It is on this account that I am such a warm advocate for the general establishment of floricultural societies throughout the country; for surely nothing can be more innocent or more exhilarating to all than the pleasing recreation of superintending a few beds of succession flowers. It completely eradicates the inclination for those low and demoralizing sports which have spread so much vice and immorality over the land, by diffusing a wide and expansive taste for the wonders and beauties of the creation; it relieves the mind from the tedium of business, and forms a relaxation highly beneficial to all. To the man of business, it is a pleasing relief from the monotonous routine practised at the counter; to the student, it is an instantaneous balm to the mind after laborious and difficult investigations; and to the sedentary man, it possesses a peculiar charm, presenting to his admiring gaze a little paradise of his own creation, enlivened by the music of uncounted songsters, and perfumed by the various beauties which spring up to maturity under his own watchful care and cultivation.

Setting aside the value of floriculture as a mere recreation, I cannot help thinking that it is one of the best means of advancing the cause of morality by diffusing a taste for the various herbaceous and other beauties which meet the eyes of the summer rambler on every side, and thus almost insensibly working a moral regeneration throughout society, by teaching us to think of the omniscience of that Being under whose care and superintendence all our beauties are matured. Who, for instance, can stoop down to look at a pure tulip cup, with its beautiful flame or delicate feathering, without pausing, and wondering, and admiring, and comparing its purity and elegance with the feeble imitations of the artist's pencil?—who will not be ready to admit, that the hand of more than a human artist has been there?

And to raise this feeling in the breasts of society at large is surely worthy of an effort. Surely, Mr. Editor, there is not one of your readers but who will be ready to exclaim that it is a

“Consummation devoutly to be wished.”

And I have no doubt whatever that this consummation might very easily be attained in every town and village in the empire, if there only could be raised a little more general *confidence* among the dealers



in and purchasers of florists' flowers than what exists at the present time. But so it happens that one florist goes to one market for his tulips, another tries a second, and when they have watched their beds till the expanded cups are presented to their anxious eyes, it not unfrequently happens that the bulbs which were bought under different names produce flowers so completely similar, or so exactly alike, that the purchasers cannot help coming to the conclusion that either the seller's stock has been mixed, or that *intentional mistakes* have been practised upon them. Thus the trade suffers most materially, and a damp and distaste are unfortunately thrown over the most delightful of all pursuits.

It is to prevent this misfortune, if possible, that I have taken up my pen, as well as to elicit information on the subject from all parts of the country, if any of your correspondents will be so obliging. And as the tulip is a general favourite, and deservedly so, I trust, Mr. Editor, that your pages will at all times be open to the insertion of articles which may be intended to clear away the misunderstandings which evidently prevail at present as regards the properties of first-rate prize flowers, and especially tulips.

On looking over the few articles which have appeared during the last twelve months in the pages of the CABINET, on the history, culture, and properties of the tulip, the young florist cannot but be surprised at the apparent difference of opinion which exists among growers of great eminence respecting the criteria of a standard first-rate prize flower. One writer (Mr. Forbes) says that the petals of a tulip should display a union of at least "*three colours*, harmoniously combined, so that the eye may love to rest upon the union." Another (Mr. Tyso) denies this, saying, "that tulips should be *bicoloured*, and that the existence of three colours is a complete *disqualification*;" and at the same time hazards the sweeping assertion, that the tulip cultivators in the northern part of the empire are a *century behind their brother florists in the South*. That he is perfectly right in saying that tulips ought to be strictly *bicoloured*, every respectable and experienced cultivator in Northumberland will be ready to assert; but that he is correct in saying that we are a century behind our brother florists in the South, I think they will as *unhesitatingly deny*. No better proof of his error in making this assertion need be adduced, than the well-known fact that many tulips maintain their places in

the catalogues of the south country dealers, and are put down at good prices, which would be perfectly useless here for planting in the bed of a competitor, and which they would never think of purchasing. Does this not prove that the florists in the South at least *grow* middling tulips in their collections as well as ourselves? But perhaps they grow them for sale, and not for competition; as Paddy carried his razors, "*to sell and not to shave.*"

That the greatest credit is due to many gentlemen in the South for the many new and valuable tulips which they have raised in late years, every devoted tulip fancier will feel pleasure in admitting; but that they are superior to many of the *older* varieties which are still favourites in the North, I have yet to learn. Even Everard, in Mr. Slater's opinion (see his article, p. 52), "would not be saleable here, although it possesses every requisite save one, and that is *the marking.*" Now, if this flower would not beat the finest old kind grown in the North, I would not like to give Mr. Glenny £7 for his seven bulbs, instead of £140.

I cannot help thinking that much misunderstanding exists between the northern and southern florists respecting the properties of the tulip; and it is chiefly for the purpose of obtaining accurate *descriptive* catalogues from various societies that I have trespassed upon your pages with this lengthy article. If room could be obtained in the pages of the CABINET for a descriptive catalogue of about forty of the best varieties cultivated in each of the principal societies in England, then we should be able to judge what sorts would really suit us, and what sort of tastes prevailed in the different localities. Purchasers would then know the exact properties of each flower in repute, and could order accordingly.

The difference of opinion respecting the necessary qualifications to constitute a *perfect flower* seems to me more imaginary than real. I do not exactly understand Mr. Slater (p. 53), when he says, "the northern florists appreciate all the properties save one, and that is the marking. But instead of those *irregular blotches*, they require a feathered flower, to be beautifully pencilled all round the petal, without the least break in the feathering, so as to show the ground colour: and any mark or blotch except the feathering is considered a fault," &c. Now I would infer from this quotation, that marks and blotches *more than the feathering* are allowed in the South on

stage flowers ; but surely this cannot possibly be the case, if the assertion be true that the "connoisseurs in the South " are a century before their brethren in the North."

The Northumberland tulip cultivators would never award a prize to a feathered tulip with the slightest mark or blotch upon a petal *more than* the regular feathering, which would be expected to begin very near the bottom of each petal, be heaviest half way up, and also go completely round the top, without the least white spot to divide the feathering in any one place. This, united to a *good cup* and *perfectly pure bottom*, they would consider a first-rate feathered tulip, and fit for a place on any stage in the empire. A flamed tulip would be judged similarly ; a good cup, regular marking on all the petals, edges free from any incision or crack, and a perfectly pure bottom, being the four great and essential requisites.

This being, in reality, the case, where, I would ask, is the great and often alleged difference of opinion between the southern and northern florists regarding this flower? I can perceive none, as I have always understood the above to contain all that was considered the desired criteria in the southern parts of the kingdom ; and if Mr. Tyso could spare time in his travels next May to visit the exhibition of the Felton Society, I feel certain that he would acknowledge that we possessed some rare and beautiful gems, that had convinced him that we were not quite a century behind his neighbours in the South.

One word more as to the mode of making out descriptive catalogues of tulips. Every pains has been taken of late years by nurserymen in making out their *Dahlia* catalogues, so that the purchaser might be acquainted with every property possessed by the various kinds before making his selection. This, however, would be too tedious, and occupy too much space in the CABINET for tulip catalogues. Most of your readers must, no doubt, have seen the very excellent and comprehensive descriptive ranunculus catalogue of Messrs. Tyso, of Wallingford. I think, therefore, that in making out tulip catalogues we could not do better than keep it in our eye, so that when the reader came to a name which he had in his own collection, he might at once see whether the properties were the same as those possessed by his own, or not, and thus judge of the correctness of his own stock. In kinds not in his possession he would see at a glance

whether they possessed all the desired properties, and so buy with certainty. Thus, *Bien fait incomparable* keeps its place in the catalogues, possesses a good cup and fine feathering, but on account of its stained bottom will never be a prize flower here. *Constant* is a beautiful flamed byblomen, with a good cup, and a bottom as pure as satin the moment it expands, and may always be relied on. *Compte de Vergennes* has long been a favourite here, although its tendency to throw the top of its petals outwards, and thus spoil the form of the cup, is a great fault. This must be obviated by a broad circle of paper, like a ring or cylinder, put round the petals after being once expanded, till near the time of exhibition, and the purity of its bottom and beautiful feathering generally obtain it a place. *Duchess of Clarence* possesses a good cup, pure bottom, and beautiful flame, and is a general favourite. I merely mention these by way of example. Now, putting down s. b. for stained bottom, p. b. for pure bottom, g. c. for good cup, r. f. for rose feathered, r. fl. for rose-flamed, v. f. for violet feathered, v. fl. for violet flamed, &c., a catalogue may be ranged thus, in double columns:—

Bien fait, s. b., g. c., v. f.		Compte de Vergennes, p. b., g. c., r. f.	
Constant, p. b., g. c., v. fl.		Duchess of Clarence, p. b., g. c., r. fl.	
Violet Alexander, p. b., g. c., v. fl.		Triumph royale, p. b., g. c., r. fl.	
Grand prior, p. b., g. c., v. fl.		Rose heroine, p. b., g. c., r. f.	
Demetrius, biz., p. b., g. c., choc. fl.		Mary Stuart, p. b., g. c., r. fl.	
Trafalgar, biz., s. b., g. c., choc. fl.		Lawrence's Bolivar, biz., p. b., g. c.,	
		choc. fl.	
&c.	&c.	&c.	&c.

A catalogue may thus be extended at pleasure, sufficient to prevent the young and inexperienced cultivator from purchasing varieties which will turn out unworthy of his cultivation, and lead to nothing but chagrin and disappointment, after eight months' anxious attention and anticipation. And as the advantages of such descriptive catalogues as I am now recommending must be sufficiently obvious, not only to yourself, Mr. Editor, but also to your readers, I trust that you will have no objection to spare sufficient space in one of your summer numbers to contain all the catalogues that may be offered you in one place. A catalogue of eighty varieties, ranged in double columns and described as above, need not occupy more than a single page, so that if we could obtain a catalogue of about fifty or sixty of the best varieties cultivated in ten or fifteen of the most respectable competing societies in England, they would not, in the

aggregate, occupy more than twelve or fourteen pages—a space which I for one would be happy to see devoted to so desirable an object.

It is true that this plan would, like the dahlia catalogues of the present day, soon undermine the demand for worthless and even *middling* varieties; but what of that? The trade would not suffer by it, as the demand for the *really good* kinds would be sure to rise in proportion, and no purchaser would then have it in his power to say he had been imposed on, and that he had purchased roots which to him were valueless. He would select from the catalogues what the descriptions told him were the sorts that would *actually suit his purpose*; he would order accordingly, and thus be spared from experiencing the bitter feelings of vexation and disappointment. Mutual *confidence* would thus arise between the seller and purchaser, and the utmost good feeling would be the result.

The young tulip cultivator is, not unfrequently, disappointed at finding that some of his largest bulbs, on which he was relying for good blooms, produce *overgrowths*; that is, flowers containing seven, eight, or even so far as ten petals. This most frequently happens when the bulbs get very old, and have attained a large size. To the young florist, therefore, whose stock is small, and who will naturally be anxious to increase the number of his bulbs, it may be of some importance to know that if such flowers be *cut down* pretty near the bottom of each stem as soon as the flowers are sufficiently formed to show that they are going to turn out overgrowth, the old bulbs will be sure either to throw off several offsets, or to divide themselves each into two or three moderately sized bulbs, which, in a year or two, will be sure to bloom to his satisfaction. This discovery was made from a misfortune which happened to some favourites in my own bed some years ago, and which was considered a great loss at the time; but it turned out to be a great boon afterwards, and confirms the truth of the poet's words, where he says, that misfortune,

“Though like the toad, ugly, and venomous,  
Wears yet a precious jewel in its head.”

So it proved to me. I lost my blooms that season, but was amply repaid when I took up my roots by the unexpected increase of my stock, and have since invariably acted upon the plan of cutting down all overgrowths, for the purpose of propagating the kinds. I mention this fact for the benefit of younger cultivators than myself, as all

kinds with *perfectly pure bottoms* should be propagated with the greatest care.

In conclusion, I trust that the gentlemen whose names I have mentioned in this article will not feel offended at the comments I have made upon their former contributions, as the above has been written with every regard for their *great experience*, and with the most respectful feelings towards themselves.

Having trespassed so long upon your pages, Mr. Editor, I shall only add, that I *confidently anticipate* your ready co-operation in obtaining catalogues such as I have described from different parts of the country where there is *severe competition*. I trust that the secretaries of such societies will be so obliging as to note down the properties of all the flowers that take the prizes in their respective neighbourhoods, and that respectable dealers and amateurs who feel interested on the subject will have no objection to do the same. Such catalogues, printed in the CABINET collectively, would not only show us what flowers were considered best in the different counties, but would be referred to as a sure guide ; and would not only be a great boon to all whose beds are as yet incomplete, but would be consulted with pleasure by the whole of your readers.

All that I can do is to offer you such a one from the Felton Society, as soon as the blooming season is over, if my plan should be acceptable. I trust that you will excuse the length of this article.

---

### ARTICLE III.

#### ON THE CULTURE OF CACTI.

BY A COTTAGER, DORKING, SURREY.

SEEING in the November Number for 1840 of your excellent CABINET a paragraph by J. G., requesting to know respecting the cultivation of Cacti, should the following remarks be of any service, I now place them in your hands for your disposal.

The kinds of Cactus, Melocactus, Epiphyllum, Cereus, &c., are so numerous, that they require different habitats and modes of treatment, but the following is applicable to them in general.

After they have done flowering and are gradually hardened off,

place them in some open place in the garden, exposed to the full influence of sun and air, and let them remain in that situation till the autumn, when take them under cover again : if they want shifting, do it. I do it at all times according as they require it, although the latter part of the autumn or in the winter appears as good as any. When you have got them all housed, water must be kept rather sparingly from them, regulating the proportion of its application to the temperature of the house the plants are in ; if in the common greenhouse, once a fortnight will do very well, just to keep them from withering. As summer, or rather spring approaches, let them be plentifully supplied with water, with occasional syringing, which adds much to their vigorous growth. The *Rhipsalis*, *Pereskia*, and some *Cereuses* will bear much more water than many others. During the blooming season they must be rather plentifully supplied with water, and after blooming be treated as before stated.

The best soil for them I find to be the following :—one part of sifted decomposed dung, one part light turfy loam, one-third good decomposed sheep dung, one-third sandy peat, with the addition of a little white sand if the peat is not enough.

Give the pots a good drainage of potsherds, or they sodden during their exposure to the open air. When you repot, shake off all the old soil, that the roots be all entirely free from the old soil ; cut off all dead or decaying roots, and do not use the pots too large, thirty-two's or twenty-four's being sufficient for large plants. Be careful in repotting the plants not to press the soil hard round the roots, the better way being to rap the pot on the potting-board to set the soil firm.

I ought to have stated to cut out most of the old flowering shoots, so that they are regularly furnished with young shoots. By adhering to the above practice your Correspondent will not fail to have good plants and plenty of bloom.

J. G. states the Cacti grow abundantly on the borders of the Nile ; he is mistaken there. The genera "*Cereus*," *Opuntia* *Mamillaria*, are frequently found on the most sunny and hot plains of the West Indies, and other similar places ; while the other genera are natives of the colder regions of Mexico and Chili. Such will thrive exceedingly well in a common temperature, as that of an orange-house, &c.

---

## ARTICLE IV.

## ON THE CULTURE OF THE GENUS CACTUS.

BY G. N.

A CORRESPONDENT inquires in the November Number, 1840, how to manage his Cactus plants ; as no one has yet answered him, the following remarks may be of service.

Four years ago I turned my attention to them on seeing *Jenkinsonia* in bloom ; I had previously seen the *Speciosas* and *Flagelliformis*, but they were like his plants in lime-rubbish, and grew very slowly indeed. I now determined to try something better. I let the plants remain as they were till they began to push in spring ; I then turned them out of the pots and shook away all the old soil, and repotted them into the following compost:—old rotted frame dung, that had laid till it resembled peat-soil, mixed with as much fine sand as made it resemble sandy peat ; they were then watered and kept moist all summer, like the *Geraniums*, and they made fine wood. Next season they flowered, not amiss, and have bloomed well every season since.

I am averse to turning them out in summer, as the snails eat all the tops off the shoots and disfigure the plants.

They may be checked to throw them into bloom by keeping them dry during winter, and not giving much water in spring till the buds are advanced a little, as I find they run to wood if water be too freely given. At first my plants are solely grown in the greenhouse, and I find that many of them will do very well without stove-heat ; *Speciosissimus* may be flowered every year by giving the plant a good situation and keeping it dry in winter and spring till the buds are formed. I have *Jenkinsonia* and *Harrisonia* with shoots nearly four feet high, and *Speciosas* nearly as tall, and which has had in one season fifty-four fine flowers on it.

It would I am sure be useful to any one who intends trying his skill on this neglected tribe of plants, if some reader would give a list, like the *Camellia* list in last number, of the Cactus as now grown, saying which would succeed in a greenhouse.

[We hope some of our readers will favour us with such a list at an early opportunity.—CONDUCTOR.]

---



## ARTICLE V.

## ON GRAFTING AND STRIKING CUTTINGS OF THE ROSE.

BY MR. GEORGE GELDART, GARDENER, EDLINGTON, NEAR DONCASTER.

I BEG to forward for insertion in the CABINET, should you consider them worthy a place, a few remarks which have come under my notice, and a practice in Germany respecting grafting the varieties of Roses, but more particular the *Rosa odorata*, or tea-scented. As this system is something different from what is described in the fifth volume of the CABINET by "Rosa," I thought it probably might be interesting to some portion of the readers of your useful Magazine. As this season of the year affords an opportunity and comfortable employment to those who are fond of experiments, and possess a few choice kinds of Roses, and are desirous of increasing their collection, but who may not be acquainted with this method, I will briefly state how it may be done. I should first state, however, that at this season of the year the system cannot be well performed by any but those who are in possession of a stove or vinery at work, nor even by them if they have not some of the commoner kinds of roses in pots to work the rarer sorts upon.

The first thing to be successful in this operation is to cause a quantity, as may be required, of suckers or layers of the purple Noisette, Boursault, China, or common Dog Rose, to be potted the previous winter or spring; let the pots be plunged in the earth in the open garden, watered when required, and all side shoots removed from the stems through the summer. In November, or before Christmas, the pots may be taken up and cleaned, the stocks headed down from twelve to thirty inches, as best suits the taste of the operator. They may then be placed under a greenhouse stage, shed, or frame, not in use, and be introduced to a warmer temperature for working when required. When prepared with cuttings of those sorts of Roses desired, which should be the growth of the previous year, some thin strips of matting, a little grafting wax, &c., and the stocks having been excited for ten days in a vinery or stove, the operation may be commenced. After placing a seat in a convenient part of the house, take the cuttings and, with a sharp knife, cut the scions to proper lengths, viz., two or three inches, according to the distance betwixt the buds, cutting them through at equal distances between the buds.

When the sap in the stocks has begun to flow, which will be seen on removing a portion of the bark at the top, the scions may be inserted by cutting a slit about one inch long in the bark of the stock, commencing a few inches from the top, and then cutting horizontally across the top of the first incision, open the bark with a budding-knife, and pare on one side of the scion opposite the bud and about one inch below, to the form of a wedge, leaving the bark on the opposite side entire. After inserting the scion under the bark of the stock, tie round with a little matting, and cover the part with a mixture of pitch and bees-wax, and the work is complete. When the stocks are large, two or more scions may be inserted. The upper part of the scions, as well as the stocks, are left until the plants are established, which is generally in a few weeks, if the operation is rightly performed, when they are cut clean off, by allowing one or two inches of wood to remain on the scion above the bud, as well as a few inches on the stock above the grafted part. Chance of success is almost certain. To those who are interested in this art, and possessing the means, they may find the practice of the above method a very interesting employment during the severe weather of winter, besides furnishing their greenhouse stages with this lovely flower the ensuing season.

It may not be generally known that cuttings of *Rosa odorata*, and its numerous varieties, are much readier rooted in water than by any other method. When an increase of bushy plants are required, in the spring take off cuttings, place six or eight in a pot of water, having previously tied some paper over the top; the paper cover must have a proper number of small holes around the inside of the rim of the pot for the ends of the cuttings to be passed through, and a larger hole in the centre of the cover in order to supply water there. When the cuttings are thus fixed, plunge the pot to the rim in a hot-bed and shade from hot sun. In three weeks the cuttings may be planted out on a slight hot-bed in sandy soil, at nine inches apart, watered, and shaded by means of whitewashing the glass at the under side of the sashes, and admitting air throughout the day. In autumn the plants may be potted, and will form neat specimens for flowering the following season.

---

## PART II.

## LIST OF NEW AND RARE PLANTS.

IN PERIODICALS. (Botanical Register, Feb. 1841.)

**BRACHYCOME IBERIDIFOLIA.**—The large Swan Daisy. *Compositæ*. *Syngenesia Polygamia Superflua*.—A very handsome annual herbaceous plant from New Holland, introduced by Mrs. Wray of Cheltenham. "Evidently one of the handsomest hardy annuals in cultivation. Its large violet-coloured flower heads, varying in the depth of colour according to their age, the youngest being palest, have no rival among annuals of the same dwarf habit; and it is not too much to say the large Swan Daisy deserves to be placed in the same class as *Nemophila insignis* and *Collinsia grandiflora*. It flowers freely in the open border, but is impatient of wet; at the latter end of the season it may, however, be lifted and transferred to the greenhouse, where it will go on blooming beautifully. Each flower is about an inch and a half across. It is, however, to be observed that there are many varieties, differing much in colour and size, and more particularly a lilac and a white sort. Mrs. Wray informs us that she had numbers of plants of 'every shade of blue and lustrous lilac, with considerable diversity in the size and shape of the flower-heads.'"

**CRYPTOPODIUM ANDERSONII.**—*Orchidaceæ*. *Gynandria Monandria*. A native of the tropical parts of America, and though it has been in this country since 1804, this is the first time that a good figure of it has been published: "those in Andrews's Repository, and the Botanical Magazine, representing the sepals and petals as being wavy, which is the case only after the plant begins to wither. The figure in the Prussian Horticultural Transactions, under the name of *Tylochilus flavus*, is dingy, and the flowers are too small. The cultivator of orchidaceous plants finds no difficulty in keeping this in a healthy condition by putting it in well-drained turf, and treating it like any of the common *Catasetums*. The flowers are of a pale yellow, each about an inch and a half across."

**ŒNOTHERA FRUTICOSA VAR. INDICA.**—*Onagraceæ*. *Octandria Monogynia*. Among the numerous seeds obtained from India by the East India Company have been received occasionally collections of old European and American annuals and perennials, originally sent out to India from this country. If it seldom happens that such collections produce anything of interest, we nevertheless occasionally find varieties of well-known plants, whose novelty and beauty claim attention. In this manner was secured the great blue large-flowered Greek Valerian, whose blossoms are twice as large as those of the old shop variety; and the plant now figured has been procured in a similar way. This variety is not identical with, nor indeed very similar to, either *Œ. serotina*, *ambigua*, or *canadensis*, or *incana*, nor even to the common form of *Œ. fruticosa*; still less does it resemble those glaucous species called *Œ. glauca* and *Frazeri*. On the contrary, it would seem to be a peculiar variety, whose distinctive marks have been stamped upon it in consequence of long cultivation in the climate of India. It is very pretty, and well worth a place among a collection of choice herbaceous plants. It is hardy, and grows about 18 inches high, requiring the same treatment as *Œ. Frazeri* or *glauca*. It flowers from June to August. The flowers are of a bright yellow.

**ISMENE VIRESCENS.**—Stalk-flowered. *Amaryllidaceæ*. *Hexandria Monogynia*. A native of Cusco, nearly related to Mr. Herbert's *Ismene pedunculata*. A greenhouse bulb, growing well in a mixture of loam, peat, and sand, and flowering from June to August. The flowers are of a greenish-white, and have a lemon-like fragrance. The leaves wither soon after flowering, when the bulb should be no longer watered, but kept dry till the following spring. It produces offsets in abundance.

**SOLANUM MACRANTHERUM.**—Large anthered *Solanaceæ*. *Pentandria Monogynia*. A fine half-shrubby greenhouse plant, with large clusters of deep purple

flowers, whose centre is occupied by a knot of large bright yellow anthers. Each flower is rather more than an inch across. It is nearly allied to the bitter-sweet of our hedge-rows, but its flowers are very much larger and handsomer. Introduced from Mexico, in 1838, by Mr. Page, of the Southampton Nursery, and probably about as hardy as *Solanum crispum*. It is a beautiful plant, and a most profuse bloomer. In Mexico it scrambles up anything it may be near, like the English bitter-sweet; this circumstance will render it very acceptable as a training plant.

*SOWERBÆA LAXIFLORA*, t. 10.—Liliacæ. A pretty little greenhouse herbaceous plant from Swan River, for which we are indebted to the Earl of Orkney. It differs from the old *Sowerbæa juncea* in having paler and smaller flowers, the stalks of which are long and slender, and in the leaves being nearly as long as the scapes, and triangular not tapering. The plant has much the appearance of an *Allium*, but manifestly differs from that genus in having three of the stamens imperfect, scales only appearing in the place of filaments and anthers, a circumstance far from uncommon among the Liliaceous order of New Holland. The plant does not smell of garlic like most of the *Alliums*, nor does it show any tendency to produce a bulb. Flowers of a pale rosy lilac, in umbels, numerous. Each flower is about half an inch across.

*MUSA SUPERBA*.—Superb plantain tree. (Bot. Mag. Feb. 1841.) Musacæ. Polygamia Monœcia. The plant was raised from seeds in the Edinburgh Botanic Garden, and flowered in 14 months afterwards. "Every one who has visited the Botanic Garden of Edinburgh, for some years past, has been struck with the brilliant success which has attended the cultivation of the many forms of Banana, under the judicious management of Mr. McNab, and the immense quantity of high-flavoured fruit which has been produced; but nothing has afforded a greater triumph than the rapid perfection of this beautiful species from imported seed; though we are informed, by Dr. Roxburgh, that it does not yield a fruit which can be eaten, but one which resembles a dry capsule, rather than a berry. We learn from the same authority, that it is a native of the valleys in the southern parts of the peninsula of India. In cultivation in the Botanic Garden this and all the varieties of fruit-bearing Bananas have been planted in large tubs containing extremely rich soil, have had much water, and been kept in great heat. The flower-bud, as I have proved by cutting down full-grown plants of *Musa rosacea* and *Cavendishii*, and I think also of *M. paradisiaca*, remains at the root till a time after the plant has attained its full size, varying according to its treatment, and then pushes its way upwards; its appearance at the top of the stem being preceded by the evolution of one or more leaves smaller than the rest." The flower stem is five feet high. The floral bracts of a reddish-brown.

*PENTSTEMON HETEROPHYLLUS*.—Various leaved. Scrophularinæ. One of the many handsome hardy herbaceous plants introduced by the late Mr. Douglas to the gardens of the Horticultural Society, and by that valuable institution spread far and wide in the collections of this and other countries. The plant grows half a yard high, branching. Flowers of a reddish-purple, of a good size, an inch and a half long. Well deserving a place in every flower garden.

*ONCIDIUM WRAYÆ*.—Mrs. Wray's. Orchidacæ. Gynandria Monandria. A native of Mexico, whence it was introduced to the stove of the gardens at Oakfield, near Cheltenham, by one of the most intelligent and enthusiastic of cultivators, Mrs. Wray, of that place. The flower scape extends several feet high, paniced, and blooms profusely. The sepals and petals are of a bright yellow, blotched with reddish-brown. Lip yellow. Each flower is about an inch and a half across. It is a beautiful species.

*IPOMŒA PLATENSIS*.—(Maund's Botanist February, 1840). Plata *Ipomœa*. Convolvulacæ. A splendid plant (the figure of which is given in No. 49 for January) from the banks of the river Plate, and of which some varieties have already been figured in the Botanical Magazine and the Botanical Register. "The plant figured flowers freely in the garden of the Caledonian Horticultural

tural Society, running along the rafters of the stove in which it is placed. Flowers of a beautiful violet colour. It does not produce fruit, but Mr. James McNab thinks he will probably succeed in propagating it, as with other species and similarly rooted plants, by inserting a bud from the stem into a portion of the root, removed and treated as are ordinary cuttings."

*LATHYRUS TOMENTOSUS*.—Leguminosæ. Diadelphia Decandria. A half-hardy suffruticose perennial from Bueno Ayres, which will stand the open air if planted against a south wall. It was introduced by George Barker, Esq., in 1839, and seems a most desirable plant for covering the lower part of a conservatory wall.

*EUTHALES MACROPHYLLA*.—Broad-leaved. (Bot. Reg. 3.) Goodeniaceæ. Pentandria Monogynia. Captain Mangles, R.N., received seeds of this plant from a lady at Port Augusta, seeds being presented by that gentleman to the London Horticultural Society; it has bloomed in the society's garden. It is a greenhouse perennial herbaceous plant, which blooms from early in summer to the end of the season. The flower stems grow to the height of three or four feet, terminating by a profusion of panicles of gay yellow flowers, having a dark centre. Each flower is about an inch across. *Euthales*, from *eu*, well, and *thallo*, to flower; in allusion to its gay and numerous flowers.

*GLOXINIA RUBRA*.—Red-flowered. (Pax. Mag. Bot. 271.) Gesneriaceæ. Didynamia Angiospermia. We noticed this beautiful flowering plant in an early number of the last year's CABINET, having seen it growing in the Epsom Nursery. Since then, Mr. Young obligingly sent us a blooming specimen. Mr. Young informs us that he bought the stock of it of Mr. Buist, nurseryman, of Philadelphia, who stated he had obtained it from Rio Janeiro a few years back. When the blossoms first open they are of a deep blood colour, but change to a paler colour, so as to be of a rosy-crimson. It is as profuse a bloomer as the older kinds, and merits a place in every collection of stove plants.

*GONGORA BUFONIA*.—Toad-skinned. (Bot. Reg. 2.) A native of Brazil, which has bloomed in the collection of S. Rucker, Esq. The flowers have somewhat the appearance of *G. maculata* and *atropurpurea*, but the spots and stains are of a dull purple upon a dull yellow ground.

*MALVA LATERITA*.—Pale red-flowered. (Bot. Mag. 3846.) Malvaceæ. Monadelphia Polyandria. Mr. Tweedie sent specimens of this plant from Buenos Ayres to this country, and plants have bloomed in the open border of the Dublin College Botanic Garden. It is an herbaceous plant, with prostrate stems. The flowers are of a pale red, with a yellow centre, surrounded by a rose-coloured ray. Each flower is about an inch and a half across.

*MARTYNIA FRAGRANS*.—Fragrant. (Bot. Reg. 6.) Pedaliaceæ. Didynamia Angiospermia. It is said to be a Mexican plant, from the vicinity of Real del Monte mines. The plant grows to the height of three or four feet. The flowers are produced on racemes, having four or five on each. Each flower is about an inch and a half across, similar in form to a good-sized *Mimulus*, of a fine rosy-purple, having a streak of yellow along the lower side of the tubular part of the flower. It requires the treatment of a Balsam; is said to be a half-hardy annual, fragrant and beautiful.

*ONCIDIUM MACRANTHERUM*.—Large anthered. (Bot. Mag. 3845.) Orchidaceæ. Gynandria Monandria. A native of the interior of Mexico, sent from thence to the splendid collection at Woburn, where it has bloomed. It is a very diminutive plant, the flower stems rising little more than an inch high, each being two-flowered. The flower is about half an inch across. Sepals and petals of a yellowish-green, tinged with red. Lip of a lemon colour, blotched with pale purple.

*ORTHOIPHON INCURVUS*.—Incurved. (Bot. Mag. 3847.) Labiatae. Didynamia Angiospermia. A native of the mountains near to Silhet. It has bloomed in the Edinburgh Botanic Garden, having been sent there from the collection in the Sion House gardens. It is a perennial, half-shrubby plant. The flowers are produced in terminal racemous spikes, in profusion; whorls four-

flowered; each flower is tubular, about an inch and a quarter long, of a pretty pale pink colour. *Orthosiphon*, from *orthos*, straight, and *siphon*, a tube; from the straight form of the tubular part of the flower.

*SPIREA KAMTCHATICA* VAR. *HIMALENSIS*.—Himalayan form of the Kamtchatka Meadow Sweet. (Bot. Reg. 4.) Rosaceæ. Icosandria Pentagynia. A hardy perennial, requiring the same treatment as the garden Meadow Sweet. The flowers are produced on corymbose umbels; white.

*TROPÆOLUM MORITZIANUM*.—Mr. Moritz's Indian Cress. Sent from Cumana, and bloomed in the greenhouse of the Glasgow Botanic Garden the last summer. The stems are twining, about two feet high; flowers of a bright orange-scarlet, marked with red veins on the inside; the ends of the petals are deeply fringed. Each flower is from two to three inches long.

*VANDA TESSELLATA*.—Tessellated flowered. (Pax. Mag. Bot. 265.) Orchidaceæ. Gynandria Monandria. Bloomed in the select and rich collection of S. Rucker, Esq., Wandsworth, Surrey. It is a native of China and India, especially flourishing near Bengal, attaching itself to the mango tree. Racemes erect, bearing from six to twelve flowers. Each flower is near three inches across. Sepals and petals of a light lilac, marbled with brown; labellum pinkish-lilac, becoming purple towards the end.

---

PLANTS NOTICED, NOT FIGURED, IN BOTANICAL REGISTER.

*PLEUROTHALLIS RECURVA*.—A small creeping orchideous plant, with spikes of dull purple flowers; and *P. LUTEOLA*, with small yellow flowers. Grown in the collection of Mrs. Cannon, Stratford.

*APORUM SINUATUM*.—Flowers of this orchideæ of a pale yellowish-green. Grown by Messrs. Loddiges.

*GONGORA PULVA* VAR. *VITELLINA*.—Very pretty. Flowers of a bright yellow, slightly spotted. From Mexico. Grown by Messrs. Loddiges.

*ARUNDINA BAMBUSÆFOLIA*.—A small epiphyte, with the habit of a bamboo, and the flowers of a catleya. Flowers large, rosy, with the lip of a lively red-purple; very handsome. The stems grow to, when in flower, from three to five feet high. It has recently bloomed with Messrs. Loddiges.

*BRASSIA LAWRENCEANA*.—The flowers are the size of *B. lanceana*, of a pale yellow, very fragrant. From Brazil, introduced by Mrs. Lawrence, Ealing Park.

*DENDROBIUM TETRAGONUM*.—With spider-like formed flowers, of a yellowish-green, edged with red; lip pale yellow, streaked with crimson. Grown by Messrs. Loddiges.

*CLIANTHUS CARNEUS*.—This plant has been in this country for a few years, and came by the name of *Streblorhiza speciosa*, from Norfolk Island. It is now found to be a *Clianthus*. It has bloomed in a cold conservatory in the nursery of Messrs. Lucombe, Pince, and Co., Exeter. Mr. Pince remarks upon it, "It is covered with bunches of flowers (flesh coloured), and has succession enough to continue so for a month or two longer. It will prove to be a very good conservatory creeper. It twines freely, of its own accord, up one of the pillars of a Camellia house, and has fine evergreen foliage."

*ACACIA PLATYPTERA*.—A greenhouse shrub, a native of Swan River, bloomed with Messrs. Lucombe, Pince, and Co. It has much the appearance of *A. alata*, but more coarsely hairy, and broader wings. The flowers are of a very bright deep yellow, in small balls, and is a pretty addition to this interesting genus.

*SOBRALIA SESSILIS*.—Flowers rose coloured; lip much darker colour. Grown by Messrs. Loddiges.

*CALESTACIA CYANEA*.—One of the most beautiful plants from Australia. It forms a small heath-like bush about a foot high, and its branches are covered with flowers resembling six pointed stars, of the most intense and brilliant blue.

*ARMERIA FASCICULATA*.—A shrubby thrift, which forms a pretty bush; a native of Corsica. The flowers are purple. It requires winter protection in this country. It well merits a place on a rockery.

*PIMELEA SPECTABILIS*.—From Swan River, raised and bloomed in the Horticultural Society's garden at Chiswick. Dr. Lindley states, "it is one of the prettiest of greenhouse shrubs." The flowers are in large heads, of a pretty pink colour, which are within broad floral leaves, finely stained, and edged with crimson.

*PHOLIDOTA UNDULATA*.—This orchideous plant has its flowers in a drooping raceme, of a dull reddish colour.

*EPIDENDRUM GLADIATUM*.—Flowers green, like those of *E. nutans*.

*IMPATIENS ROSEA*.—Another Indian species. Flowers of a delicate pale rose colour.

### PART III.

## MISCELLANEOUS INTELLIGENCE.

### QUERIES.

ON *OXALIS PIOTTÆ*.—An old subscriber in East Kent will feel truly obliged if the Conductor of the FLORICULTURAL CABINET, or some correspondent, can inform her as to the proper time for planting *Oxalis piottæ*, and also the best mode of cultivating it. An answer in the March CABINET will be esteemed a favour.

4th Jan. 1841.

ON A LIST OF THE BEST KINDS OF PINKS.—A list from some reader of the FLORICULTURAL CABINET of the best kinds of Pinks would be a favour conferred on

E. H. STIRLINGSIIRE.

ON THE GERANIUM "*SYLPH*."—Perhaps some one of your numerous readers would inform me, through your CABINET, what good character is displayed in the flower of the Geranium called "*Sylph*," to recommend it so highly to the notice of the florist. I have seen many blooms, but none that at all showed a good, round, open, well-formed petal, nor the blotch on the upper petals perfect, being partly destroyed by a dirty white spot. Now surely these are not first-rate characters.

Cornwall, Jan. 16th.

C. W. F.

ON DOUBLE PRIMROSES.—Being in want of a few dozen of Double Crimson Primroses, a few dozen of Double Blue Hepaticas, and a few dozen of Double White Hepaticas (if there is such), I shall feel very much obliged if you or some of your readers will inform me where, and at what price per dozen, I can procure them. A subscriber from the first.

PHIZ.

ON *DAPHNE ODORA*.—I should feel particularly obliged if you, or some one of your numerous subscribers, would furnish me with the best method of growing the *Daphne Odora*. Not having a greenhouse, my plants are kept for nine months in a sitting room, the temperature not being below 70 degrees Fahrenheit; and for the other three months I have them *sunk* in the pots amongst other shrubs. Now they have always a sickly appearance, the leaves being yellow, and often dropping off, and are too of double or monstrous growth. Now I would wish to know what soil is best adapted for them, or anything else suited to their culture.

A SUBSCRIBER.

ON THE NERIUM OLEANDER.—Will you be kind enough to state in an early number the best method of cultivating the Nerium Oleander, to prevent the buds from falling off after they are once formed.

AN OLD SUBSCRIBER.

[When the flower buds are forming, the plant should be removed to a higher temperature; the *warmest* part of a greenhouse may do, but if to a vinery or plant stove all the better. Particular care is required so that it never flags in consequence of a want of water, as if allowed once to droop, they would be certain to fall off soon afterwards. The plant requires plenty of pot room, and flourishes in a light rich loam having plenty of drainage.—CONDUCTOR.]

#### REMARKS.

ON A LIST OF PROVENCE AND HYBRID CHINA ROSES.—A correspondent requesting a list of forty Provence Roses and a few Hybrid China, a friend of mine, who is an extensive grower, an ardent fancier in Roses, has supplied the following list of sorts, and which may be depended on as being fully of first-rate excellence.

East Peckham.

J. FEATHERSTONE.

#### A LIST OF PROVENCE ROSES.

No.

1. Adele de Senange ..... a very beautiful large rosy blush.
2. Des Peintres ..... bright rose colour.
3. Duchesne ..... very superb large blush.
4. Fringed Provence ..... large bright rose with crested buds.
5. Glandulosa centifolia ... very beautiful rose colour, leaves margined with gold.
6. Indiana ..... large blush, most splendid and fine.
7. La Simplicité ..... crimson, cupped, and very double.
8. Monstrous ..... large rose colour, with large inflated leaves.
9. Nouveau d'Autieul ..... cupped, deep red.
10. Rachael ..... pale rose, very elegant.
11. Reine de Provence ..... large pale blush, and globular.
12. Spotted ..... large deep rose, spotted, globular and double, splendid.
13. Striped ..... pale flesh, striped with pink.
14. Striped leaf ..... deep rose, very beautiful.
15. Maid of the Valley ..... pure white, with rosy stripes.
16. Wellington ..... deep rose, large and double globular, very fine.
17. Wilberforce ..... bright large cherry coloured, scarlet, very fine.

#### HYBRID PROVENCE ROSES.

18. Antiope ..... deep reddish rose.
19. Aspasie ..... globular pale blush, most splendid.
20. Aurelie ..... deep rose spotted with white.
21. Belle Grise ..... yellowish-white shaded with rose, splendid.
22. Blanche Fleur ..... splendid large double white, very good.
23. Celestrine ..... very superb blush.
24. Celinetta ..... very delicate rose colour, beautiful.
25. Clélie ..... very large rosy blush, very good.
26. Duchesse d'Angoulême . . . pale silvery blush, very beautiful.
27. ——— d'Orleans ..... very beautiful blush.
28. Elize le Mesle ..... splendid blush, white.
29. General Foy ..... expanded, large, and double crimson.
30. Glorie de France ..... pencilled bright rose, very large.
31. La Volupte ..... vivid rose, cupped, large, and very double.
32. Leontine Fay ..... yellowish-white.
33. Le Sultan Salihe ..... very beautiful spotted blush.
34. Lucilla Duplessis ..... rosy pink spotted with white.
35. Melanic Waldor ..... white, cupped, large, and double.



36. Nouvelle Pavot ..... beautiful light blush.
37. Pompon de la Quesne .. superb blush.
38. Reine des Belges ..... very pure white and double.
39. Sombrieul ..... deep rose spotted with white.
40. Victory de Schrynmakers red with white edge.

HYBRID CHINA ROSES.

1. Adonis ..... beautiful lilac rose.
2. Ancelin ..... immense large rich rose colour.
3. Andrieu ..... deep rose colour, very beautiful.
4. Astarode ..... most beautiful deep violet colour.
5. Becquet ..... very beautiful deep dark purple.
6. Bellage ..... splendid bright, showy, rich crimson.
7. Billiard ..... bright scarlet in large clusters, most beautiful.
8. Bremmo ..... large red crimson.
9. Camuzet Carnée ..... bright rose, the best of the class.
10. Charles Louis, No. 1 ... cherry colour.
11. \_\_\_\_\_ No. 2 ... lilac blush. } both very good.
12. Fimbriata ..... rich, rosy, cherry red, with incised petals, a very charming rose.

ON A DOUBLE-FLOWERED WILD PANSEY.—Being a reader of your CABINET, and having just noticed at page 207 of the last volume a remark on the double Pansey, I offer you the following remark, if you think it worth insertion in an early number.

Having travelled over some of the Sidlaw hills in Perthshire last summer, I espied a kind of Pansey of a fine yellow, with a dark centre as large as a six-pence, and of good form, having on an average from six to ten petals. I regret that I did not pay more attention to it, and introduce it to my collection, that it might operate as a hybrider under my observation. This I promise, however, to do, and may in time be able to let you know the result. As the plants are plentiful, if you or any of your readers wish to have one as a specimen, I will endeavour to furnish it for such as may apply, through the medium of your publication.

P. L.

[We shall be obliged by a plant by post, at the convenience of our respected Correspondent.—CONDUCTOR.]

FLORICULTURAL CALENDAR FOR MARCH.

ANEMONES.—Should now be planted as early in the month as can be done.

AMARYLLISES, and other liliaceous bulbous plants which have been kept dormant, may now be repotted, and put into an increased temperature.

ANNUALS, HARDY.—Some of the most hardy kinds, to bloom early in the summer, may now be sown in warm parts of the country, or situations well protected, but in cold places not until the end of the month. The best method of sowing the small seeds in patches is, to have a quantity of finely sifted soil; spread a portion where desired, after scattering the seeds, sprinkle a little more soil over them, and then press it closely upon the seeds, which will assist them in vegetating properly.

ANNUALS, TENDER.—Such as have been sown and may be up, should have all possible air given to prevent their being drawn up weakly. In watering those in pots they must not be watered over the tops, or many of the sorts will be rotted by it. The best method is to flood over the surface of each pot, always using water that is new milk warm. Those annuals sown in frames must be watered (when requisite) with a very fine syringe, or pan rose to sprinkle with; but the best plan is to take advantage of gentle rains.

AURICULAS.—Those requiring top dressing should be done immediately, by

taking off about two inches deep of the top soil, replacing it with some very rich ; more than one half of it should be rotten cow dung two years old, and the rest loam and sand. Immediately after this dressing, let the soil be well settled by a free watering. By the end of the month the unexpanded blossoms will be nearly full grown ; no water must be allowed to fall upon them, or the blossoms would be liable to suffer injury by it. All possible air may be admitted to the plants during the day, only screen from cutting frosty winds.

**CARNATIONS.**—At the end of the month, the last year's layers kept in pots or beds during winter should be planted off into large pots. In each pot three plants may be placed triangularly, not planting deeper than to fix them securely. Place them in a sheltered situation out of doors.

**CREEPERS** and twining greenhouse or hardy plants should be pruned and regulated before they begin to grow.

**CALCEOLARIA SEED** should be sown early in the month, having the finest sifted soil for the surface.

**CAMELLIAS.**—Those kinds done blooming should be immediately potted, for if allowed to push the least before this is done, the operation frequently kills the tender shoots. In potting, &c., never cut the matted roots, but shake the soil off, and replace with what new soil may be required. If the balls are not matted with roots, just loosen the outer fibres with the hand, which will induce them sooner to push into the soil. A very free drainage is required, or the plants will never flourish. As soon as the plants are potted, place them in a temperature of about 68 degrees of heat by day, and 60 by night. This will cause them to push more vigorously, and more certain to induce flower buds.

**DAHLIAS**, if not already put into excitement, should be done as early as possible. Seeds should also be sown, placing them in a hot-bed frame till up.

**GESNERIA**, **GLOXINIA**, and **TROPÆOLIUM** bulbs, that have been kept dry during winter, should now be potted, and gently brought forward.

**HYDRANGEAS.**—Cuttings may now be taken off, cutting off the tops of any shoots that have very plump leading bulbs, about one inch below the bud of each cutting. These inserted, each into a small pot, and placed in moist heat, will soon strike root, and will, with future proper treatment, bloom one fine head each strikingly beautiful.

**PELARGONIUMS.**—Cuttings now put in, struck in a hot-bed frame, and potted off as soon as they have taken root, will bloom during autumn.

**POLYANTHUSES** should now be top dressed. Seed may now be sown ; the best method is to raise it in heat, harden gradually, and transplant when large enough.

**RANUNCULUSES** should now be planted, taking care no fresh applied dung is in the soil, nor should the ground to plant in be lightened up more than two inches deep. The soil of the bed should be half a yard deep at the least. The best roots for flowering are such as have the crowns high and firm.

**ROSE TREES** not yet pruned, if allowed to remain untouched till the shoots of the present coming season be about an inch long, and be then shortened by cutting back all the old wood to below where the new shoots had pushed, the dormant buds will then be excited, and roses will be produced some weeks later than if pruned at a much earlier season. Plants in pots now put into heat will come into bloom in May.

**TUBEROSES** should be planted, one root in a small pot, using very rich sandy soil ; the pots should be placed in moist heat till the plants are up a few inches, then they may be planted into larger pots and taken into a stove, and finally into a greenhouse.

**TULIPS.**—At this season, such as happened to be affected by canker will appear sickly ; the roots should be examined, and the damaged part be cut clean out. If left exposed to sun and air, the parts will soon dry and heal. Avoid frosty air getting to the wound by exposure.





*Sculling Scutellaria*

FIG. 1. TUBER. FIG. 2. TUBER. FIG. 3.

THE  
FLORICULTURAL CABINET,

APRIL 1st, 1841.

---

PART I.

EMBELLISHMENTS.

---

ARTICLE I.

CALCEOLARIA VAR. (*Hybrid Slipper-Wort.*)

SCROPHULARINÆ, DECANDRIA MONOGYNIA.

[*Calceolaria*; so named by Linnæus from "calceolus," a slipper, in allusion to the form of the flower.]

1. NE PLUS ULTRA.—This striking and beautiful variety was raised from seed during the last season by Mr. Joseph Plant, nurseryman, Cheadle, Staffordshire.

2. LOVELY ANN.—A seedling raised by Mr. Barnes, gardener, Bromley Hill, Kent.

3. INDESCRIBABLE is another of the many beautiful varieties raised by Mr. Plant.

In 1820 only six species of this charming flowering plant were known in this country, the handsomest of which was *C. corymbosa*, the flowers of which were yellow. During the subsequent period, up to 1836, several other kinds were introduced from Chili, two of which had purple flowers, viz., *C. purpurea* and *C. arachnoidea*. As soon as the plants bloomed in the nursery of Messrs. Youngs, of Epsom, it struck the late Mr. Penny, who was then foreman in that establishment, to attempt to hybridize them; the attempt succeeded beyond expectation, and the result was, a number of beautiful kinds were produced, and plants of which were soon offered by Messrs. Youngs to the public. The first-named hybrid was *C. Gellaniana*, the blossoms of which were dark brown and orange; this was raised by impregnation of *C. corymbosa* with *C. purpurea*. The next kind

raised was *C. Youngii*, which was produced by the impregnation of *C. corymbosa* with *C. arachnoidea*.

In 1831, *C. crenatiflora* (the *Pendula* of some), having yellow flowers spotted with dark, was introduced into this country; several splendid varieties were soon produced.

It is singular that the true *shrubby* kinds were found to unite with the *herbaceous*; and *C. bicolor*, having flowers pale yellow and white, was impregnated by some cultivator with some herbaceous kind, and some fine sorts were the result.

These productions gave a stimulus to many persons attempting raising new varieties, and annually since that time the number of beautiful kinds have been increased, the productions varying in every possible shade of yellow, orange, brown, purple, crimson, pink, white, rose, scarlet, &c., often beautifully spotted, or delicately shading off into a fine contrast of colours; and in some cases the flowers have, as it were, a dust of flour sprinkled over them, as is the case with a number of kinds we saw in bloom at Mr. Gaines's during last summer. The forms, too, of the blossoms are very various, and the size, by hybridizing, and culture of some of the newer kinds, is astonishing. We saw one kind exhibited in London, which had a bloom nearly *round*, and it measured an inch and a half across.

Soon after Mr. Penny had succeeded in raising his two first kinds, he was closely followed by Mr. Joseph Plant, of Cheadle in Staffordshire, and Mr. Joshua Major, of Knostrop near Leeds, both of which have been remarkably successful, and in true *shrubby* kinds their productions stand unrivalled. Mr. Barnes, gardener to W. Norman, Esq., Bromley Hill in Kent, and Mr. Green, gardener to Sir Edmund Antrobus, Bart., have raised many beautiful half shrubby, as they are termed, and herbaceous kinds, and which have been exhibited at the Chiswick and Surrey Garden shows, and so much admired. A. Foster, Esq., exhibited some very superior kinds, which had been raised in his gardens, and we believe are now offered in Mr. Catleugh's collection.

The perfection in culture to which the *Calceolarea* is now brought, as is seen especially by the specimens exhibited at the places above named, is truly astonishing; so great is the change effected, that the same kinds, as formerly grown, can scarcely be recognized under the improved mode of treatment.

Young plants from the herbaceous and half shrubby kinds are readily increased by slips in October and November, the cool and damp of being then housed induces the off-shoots that are undermost to emit a quantity of small rootlets. Young, well ripened shoots of the true shrubby kinds may be struck in summer, in sandy loam and peat, but with the greatest success when plants are kept in a cool and moist situation, in October and November, then rootlets are produced; such shoots being then taken off, and potted separately, establish themselves well before the severity of winter; they should be potted into small pots, in a light sandy loam and vegetable mould equal parts. Immediately on potting, they must be placed in a close frame for about a month; this closeness very materially contributes to an immediate growth, for, when exposed to a stronger current of air, it has a tendency to dry the foliage and injure the plant. Whilst in the frame, keep the soil moist, but be careful not to wet the foliage, as it would be likely to rot the plants. At the end of November, the plants should be placed on a shelf near the glass in a greenhouse to remain during the winter. In this situation they will grow freely, and if the pots become filled with roots, they should be repotted into larger; this encourages them to grow in size, without which weak blooming shoots would in all probability push, to the injury of a proper bloom the following season.

At the beginning of March the plants must be re-potted into twenty-four-sized pots, using *wide-mouthed* pots, as such keep the earth in a much better state than *upright* ones. Have a sandy loam enriched with well rotted cow-dung: the latter is found very beneficial; being of a cooler nature than horse-dung, it is more suited to the Calceolaria. At the beginning of April, re-pot into twelve-sized pots, using the same kind of compost. At each potting a free portion of drainage should be given, to admit the water to run off easily upon the potsherds, lumps of loam, bog, and dung of two or three inches in diameter; this admits a greater proportion of water being applied, and affords a corresponding quantity of nutriment. Fresh water and liquid manure should be regularly used from the potting into twenty-fours, using the liquid manure every third watering. The plants should be kept in the front part of a greenhouse during the time from autumn to the close of their blooming, which is usually the end of July. In hot sun a net shading or canvas shade is

requisite over the glass. At that time, the stems being withered, I re-pot those desired for extra-sized plants the following year, by reducing the balls of earth and potting them into pots about half the size they had been growing in. After potting, they should be placed in a cool frame, and shaded from hot sun for a month. Then expose them to the open air, placing them in the shade from mid-day sun till about the middle of October, when they should be removed into the greenhouse as before. In March and April following they should again be re-potted, and treated as above named during the former year. It is the best practice to take off a quantity of offsets each autumn, so as to have a stock of large two-year-old plants to bloom every season.

By this mode of treatment plants may be produced from two to four feet high, stocked with blooming shoots in every part, so as to form a head of flowers a yard in diameter.

Where there are a considerable number of plants, it is advisable to turn out some into the open border, choosing a situation where they can have shade from eleven till four o'clock in the afternoon, the intense heat of mid-day sun being injurious to the flowers of Calceolarias.

To raise seedlings: As soon as the seed is ripe, which from earliest blooms will be the case by the middle or end of July, sow it in pots placed in a shady part of a hot-bed frame or forcing house. The plants soon come up. Take care to keep the soil moist but not wet, as the tender roots are soon rotted off. When sufficiently strong to pot off, which they usually are by the middle of September, pot them into sixty-sized pots, well drained, in a compost of equal parts of well rotted vegetable mould and loam. After potting, place them in a cool frame, kept close and shaded from mid-day sun for a week or two, gradually exposing them to the air. When strong enough to bear a removal without injury, have them taken to a greenhouse and placed in a shady situation. By the end of autumn the plants are quite strong, and will withstand a winter's treatment without injury; and by thus getting them forward, they bloom during the following season. This mode of immediate sowing of the seed after gathering will not do for late collected seed, as very young plants are liable to damp off during winter.

---



## ARTICLE II.

## A DIALOGUE ON THE CULTIVATION OF THE AURICULA.

BY WILLIAM HOWARD, ESQ.

LEARNER. You were kind enough to say you would give me some information on the management of Auriculas; since I am now commencing grower, I beg to remind you of your promise.

INFORMANT. I shall have much pleasure in so doing. That there are various ways of managing this plant I am well aware, since almost all fancy themselves in possession of some infallible nostrum known only to themselves. Having grown Auriculas for my amusement for the last nine or ten years, with great success, induces the belief that my plan is a good one. Much must necessarily depend on the situation, and on the texture of the compost. Evidently a retentive soil will require less frequent waterings than one more porous, therefore it must be clear that one rule of conduct is not alike applicable to all; and he who prescribes one should at the same time be particular in making known the componencies of the compost he uses with it, which I intend doing when I speak of potting the plants in August. I attribute my success not alone to the compost, but to the situation and structure of the frames in which they are sheltered, which will admit a proper circulation of air even in the most unfavourable weather. When do you purpose purchasing your plants?

L. What time do you recommend?

INF. About the end of August is the best time. From whom shall you procure them?

L. There is a florist in my neighbourhood who has some of his stock to dispose of every year or two.

INF. An amateur florist?

L. Yes, and I believe he has several varieties to part with at this time.

INF. I really do not think it a good plan, for frequently amateur florists, having a portion of their stock which they wish to part with, only select such of their plants that have been vitiated and impoverished by an over excitement, from a too stimulating compost used for the purpose of producing an extraordinary bloom; and then the consequence is, they either die, or at best produce a few offsets; for

which the purchaser has to wait a year or two, perhaps more, before they will bloom to perfection. Now I recommend to all persons who wish to raise a healthy stock of plants to bloom well the following spring, to go to some eminent florist famous in the growth of Auriculas, such as Mr. James Dixon, of Acre Lane, Brixton, from such a person you may procure better plants and quite as reasonable.

L. I have seen Mr. Dixon's stock, which were fine and healthy, but his plants were not so large as yours.

INF. Because he is continually selling off his stock and reserving young plants, whereas some of mine are seven or eight years old; a strong proof that the compost, although rich, is not too forcing, and that the situation agrees with them. I think I may venture to affirm, without any boasting, that I never yet saw any Auriculas so fine and healthy as my own. I will commence my method of treatment from the first week in October, which is the usual time to place the plants in their winter quarters; however, instead of placing them in the frame, they may be put in a shed facing the south, either thatched or tiled, with the ends well protected from cold, driving rain, or wind, and here they may remain till the end of November. They will not require a mat in the front at night, since it matters not how cold the weather is at this season provided the plants are kept dry.

When they are first placed in the shed or frame in October, if the weather is warm, and using the compost I shall hereafter describe to you, they will require a little water about twice in nine days. It will frequently happen that the soil in some of the pots will retain [the moisture] longer than its neighbour, which you may observe by the soil looking darker; such of course must not be watered so frequently, or it is ten to one it will be attacked by the rot, a disease which is engendered by over watering and stagnant air, and when once a plant is infected by this disease, it will be found a difficult matter to cure it. I have done so by taking out the decayed part, and filling up the orifice with tallow, keeping the plant reasonably dry till it is recovered, which, to any one accustomed to observe Auriculas may soon be known by the appearance of the leaves. In the early part of November, if the weather be fine, the treatment may be similar to the last month, and as it advances they will require less water, the days being colder, often damp, and the nights longer. At the beginning of December, place the plants in the frame, which should be thus

constructed :—let the lights be made three feet wide and five long, we will suppose a frame of three lights.

L. What sized pots do you recommend?

INF. Those I prefer in every respect are six inches wide and seven deep. The frame I have just mentioned will hold of such pots eighteen in a row ; there may be eight steps built with bricks, consequently this frame will protect a hundred and forty-four pots, which will be quite enough for a beginner ; you may come with me into the garden and look at mine.

L. You have several ; I see there is one with five lights.

INF. Yes, that is one made according to my own plan, there is little or no trouble with that frame ; you will observe the lights and the shutters are fixed to the wall with hinges.

L. And you have shutters and steps at the back also.

INF. Yes, this one answers a double purpose, it is both a summer and a winter frame, it is by far the best of the kind I have ever seen or read of, and saves much trouble in cold or wet weather ; notice, I can put down the glass and shutters in two minutes, which is a very great advantage in a stormy evening. This frame is rather expensive, there are eight ventilators ; the wall you see is about nine feet high by fifteen long ; besides the glass, there are shutters back and front, and a double set of steps inside. But here is a frame of three lights similar to the one I was before describing to you.

L. I observe there are six small doors in this.

INF. Yes, for the convenience of giving air according to the wind.

L. And you have two sets of steps here too, what is the use of them?

INF. In the winter and early part of the spring I like to place my plants within about four inches of the glass. The brickwork, for my convenience to save stooping to the plants, I have had built breast high. Then observe between the brick and the wood steps there is a space admitting a free circulation of air to pass under the bottom of the pots. When the flower stems begin to rise, I remove the wood steps and place the pots on the bricks, which are about a foot lower. Remark how the small doors are placed, two in front, two at the back, and one at each end ; by which means air can be given according to the wind, without removing the glass. If you have not any objec-

tion, since the evening is very mild and fine, we will adjourn to yonder plant shed, and I will send for a bottle of Mrs. Primrose's champagne.

L. With all my heart; and so you have a glass roof here too, and iron trellis and door, and Saul's iron chairs also. Do you use this for your Auriculas?

INF. Sometimes, when they are in full bloom or declining, but chiefly for wintering my Carnations.

L. I suppose in very severe weather you mat it round?

INF. No; you see the ivy growing up the trellis on the north and east sides, that is quite sufficient. Here comes the Champagne, and how do you like it?

L. Excellent, good: and now you will excuse me for being so anxious to hear more about the Auriculas.

INF. Well, then, in the month of December mind to give them all the free circulation of air you possibly can, minding at the same time not to let them be exposed to any heavy rain, in fact without the weather is very mild they cannot be kept too dry, and be particular to have the lights drawn over them every night by sunset, and off according to the weather in the morning. It matters not how much wind they are exposed to, or frost, provided they are dry, which at this season is quite requisite, more particularly in low, damp situations. This you see is very high, for which reason, when the weather is mild, I water my plants slightly once in about nine days throughout the winter, but in such an one as the present (1841) they had not any from December till those two or three beautifully fine days at the end of January, when, after so long a frost, I concluded we were going to have some mild weather; and yet on the first of February the frost set in again with an easterly wind more severe than ever, and continued for nine days; and had I not applied water with great care, and covered the frames well over at night, the plants in all probability would have suffered, but by keeping the frost out: even Lee's Colonel Taylor, which I find requires to be kept at this season as dry as any, was not injured by it; yet could I have formed an idea of more frost so soon, I should not have given them a drop. However mild the winter may be, in a low, damp situation I should not give them any during the months of December and January. But, I before remarked, we stand high: look at that field of mine, up at the wood;

with the exception of Ashley Heath in Staffordshire it is said to be the highest level land in England:

L. Are not your Dahlias much injured by the wind?

INF. It must be a very strong gale; observe there is a belt of Spruce and Larch all round the outside of the garden, with Hawthorn hedges, which with hare fence inside is infinitely better than any wall for plants and flowers; then again the various divisions are divided with Privet, Ribes Sanguineum, and Fuchsias, so that even my Balsams, which often grow in the open borders from three to five feet high, are never injured by the wind, but they did not ripen any seed last summer for want of sun, which was a great disappointment, since I like to keep a good store by me for five or six years before I sow it. You see this garden soil is dark coloured, light in its nature and full of white shining sand. About thirty years back it was a common grown over with wild Heath plants, in fact it was black peat; this is now well mixed with animal dung, and forms a very good soil for bog plants and most flowers, particularly Hyacinths and Auriculas, the management of which I will now continue. In January they require a similar treatment to that I gave you for December. Now comes February; in this month the sap begins to stir, and so must the Auricula fancier if he intends to have a fine bloom, with bold trusses, and stems about the thickness of the quill of a swan's wing or often thicker, however mine have. This is the month for top-dressing the plants, an operation requiring very little skill but some patience. Now the way I dress mine is, first taking care the plants and soil are quite dry, I then place the pot on a stand made for the work, with drawer and sides, then with an oyster knife loosen the soil round the pot about an inch or more deep, then turn up the pot, taking care the plant does not fall out, and shake off what soil you can without injuring the fibres of the root more than can be helped, see what offsets may be removed, for this is the very best time to do so, since they grow the quickest in the spring. Should you think that removing any strong offset may injure the blooming of the plant, you may defer it till August. Having taken off what you wish or can, then fill up the vacancy to about one inch of the rim with a compost something richer than that used for potting; after this let them have a moderate watering to settle the roots, and mind they are well covered up at night that they may not be checked by

spring frosts. If the weather be promising, you may let them have a gentle shower of rain, should there be any, but not for more than an hour or two at a time; and as I like to see the white powder on the leaves, such plants that have it I place over a small glass made on purpose to fit within the pot, and yet not to prevent the rain from getting to the root; such plants as the following I cover in that way, —Taylor's Glory, Hughes's Pillar of Beauty, Dixon's Apollo, and the like, but never let them be exposed to any heavy dashing rain at any time. At this season of the year, if the wet is permitted to remain in the heart of a plant, it will probably injure it; and should there be a frost at night or early part of the morning, it will certainly kill those pips which are formed. Either blow the wet out through a tube or extract it with a syringe. In the month of March they will require constant attention in regard to air and water; give them all the fresh air you can, to prevent the flower stems being drawn up weakly, and moisture must be given according to the state of the atmosphere. In frosty weather, such as we had in the spring of 1837, they will require but little, and that should be given them about eleven o'clock, in order that part may be absorbed and the rest something warmed by the sun, so that when at night they are properly covered over, they will not receive such a check from the sharp frosts which often prevail at this season of the year.

L. How do you cover them?

INF. With a strong thick rug, a horse-cloth, or a blanket, thrown over the glass, and covered with a tar sheet to throw off the wet. If you wish or intend to have a fine bloom, remember this covering must not be omitted for a single night from the first of January till they are declining in bloom. In this month the flower stems will shoot up and enable the cultivator to thin out the supernumerary pips, leaving five, seven, nine, or eleven, according to the plants. I remember reading somewhere in the CABINET, what I have often remarked, that "green and grey edged flowers are seldom so fine and true, when produced from a stem rising from the centre of the plant, as those produced from one rising from the side of it, and that white edges are the reverse. The most perfect flowers generally being produced from a stem rising from the centre."

L. That's strange.

INF. Yes, but it is nevertheless true; and this is the month to give

them manure water about once in a week. The way I make it is, to about a half a peck of horse or cow dung, or I believe that of sheep to be still better, I put eight gallons of water, and stir it well up in a tub, it is immediately fit for use ; this should be applied with caution, and should the spring prove frosty I would by no means use manure water, I have sometimes thought it has a tendency to rot the plants. In watering I use a can which holds about three quarts, with spouts of various lengths to take off at pleasure, rounded at the ends. The advantage of this turn is that I can water my plants without splashing over the leaves.

L. How much water do you give at a time ?

INF. Just sufficient to cover the surface of the soil equally ; in watering my plants, I always fancy I am giving a sort of meal to them, which they must consume without surfeiting. However, the great art of watering in the spring consists in keeping the soil moist with out being too wet.

*(To be continued.)*

### ARTICLE III.

#### ON AN ORNAMENTAL ARRANGEMENT OF THE DAHLIA, ETC.

BY MR. JAMES M'MILLAN,

GARDENER TO C. W. NEWMAN, ESQ., OAK LEIGH, NORTHWICH, CHESHIRE.

I FEEL much pleasure in tendering to you my thanks for the valuable information, both of a theoretical and practical nature, which I have received from the perusal of your deservedly esteemed FLORICULTURAL CABINET.

The Dahlia is now considered one of the most fashionable perennials that embellish and adorn our gardens, and the beauty of the flowers has drawn such attention to their cultivation that they have almost attained perfection. But the effect of the most lovely Dahlia is sometimes spoiled from the position which it occupies, and the tasteless manner in which it is disposed.

In detailing the following method of setting off the Dahlia, I do not dogmatically assert its superiority over every other method, but only that it forms a pleasing variety and contrast which can be occasionally resorted to.

In some spare clumps I plant Dahlias three and a half feet apart, observing to make a tasteful arrangement of the colours, and to place of course the tallest plants in the centre. I then plant Verbenas (and Heliotropes when more variety is desired) in the same clump, in such a manner that when their flower is in full perfection they will completely cover the ground; except where the Dahlias, rearing their lovely blossoms contemporaneously above them, present a galaxy of floral beauty that is almost enchanting. I might add that I cut away the lower branches of the Dahlia about fifteen inches from the ground, to allow of the Verbenas spreading closely around it.

I have been very successful of late years in the preservation of my Dahlia roots during winter. The method I have adopted I will disclose at some future and fitter period, for at this season the mind and attention of floriculturists are not so much directed to the preservation of the roots as to the cultivation of the flowers.

[We thank our respected correspondent for his kindness, and shall be glad of any further communications.—CONDUCTOR.]

---

#### ARTICLE IV.

##### ON THE CULTURE OF THE POLYANTHUS.

BY H.

As I am now going to treat on the culture of the Polyanthus, I shall first describe the various properties they ought to have, viz.—The stem should be quite upright and moderately tall and strong in proportion, with a fine large bunch of flowers at the head, on short pedicles, and the stem should be strong enough to support them without aid. The eye which in a good flower is called thrum-eyed, in the centre of the flower should be large and full so as to cover the hollow part, and it should also be very bright; if this is not the case, the flower, though it is in its natural state, will have what is called a pin eye, which by all florists is rejected as not being worth the trouble of cultivating.

I shall next proceed to the manner of cultivating it. The composition of its soil should be a large quantity of sandy loam, with a small quantity of cow or horse-dung, and a little leaf mould, in the following proportions, viz., one-half of sandy loam, one-quarter of



horse dung, and one-quarter of leaf mould or peat earth; in this composition I have found them to grow extremely well. During the winter months I put them in pots, and place them in the greenhouse for about three months to bring them into flower earlier, but indeed I keep them in pots all the year round with the exception of a month, then I put them in the border about August; though Mr. Hogg says in his treatise on the Carnation, &c., that "it is folly and a waste of both time and plants to keep them all the year round in pots." But I have found them answer extremely well in pots.

As to the propagation of the Polyanthus, I have only to say, as all other writers on the subject have said, that to get new varieties, raise them by seed, but to multiply take offsets, which is the general way of propagating them. The most usual time of parting them is early in the spring, about the latter end of February, March, and April, or late in the summer, about August or September; but I prefer early in the spring, as they have time to get tolerably strong enough to bear the winter. Persons wishing to grow them to perfection should always be careful not to let the burning sun of the summer months scorch them, but to cover them well up with a hand-glass during the middle of the day. The situation which I most prefer is a western aspect, and in this place I find them answer extremely well.

The following is the list of Polyanthuses which I think will make the choicest collection:—

Bray's Wellington.	Mason's Black Prince.
Brown's King.	Massey's Venus.
Cox's Regent.	Parke's Lord Nelson.
Darlington's Defiance.	Pearson's Alexander.
Hattersley's Invincible.	Radcliffe's Waterloo.
Harley's Sceptre.	Turner's Buonaparte.
Johnson's Miss Mitford.	—— Prince of Wales.
Lombard's Highlander.	—— Marquis of Titchfield.
Lee's Superb.	Wilde's Gleaner.
—— Harlequin.	Yorkshire Regent.

---

## ARTICLE V.

### ON THE WINTER TREATMENT OF GERANIUMS.

BY C. W. F., CORNWALL.

I AM a devoted admirer of flowers, more particularly of Geraniums, which I have cultivated for many years, and having from time to time made various observations on the culture, &c., of them, I offer

you a few remarks on the winter treatment of a class of flowers now so fashionably and extensively cultivated.

The latter end of September, or the beginning of October, as the state of the weather may be, after the plants and pots are carefully examined that no slugs, &c., are attached to them, the top soil replaced by fresh and being gently watered, they are put in the greenhouse, where they receive every possible air that can be given in mild weather by opening the windows and door; as the winter advances, and the rain and cold increase, fire will be found sometimes necessary. November and December with us in the west are the worst and most unhealthy months in the year. The weather being generally dark and damp, and the plants being of a sappy tendency, they suffer much, consequently when any thing approaching to mildew appears on the stalks of the leaves, a moderate fire is raised to dispel the moisture of the air; this is done in the morning with free ventilation, and the fire is allowed to go out before closing the house for the night, confined heat when the air is damp being injurious. During this damp season, where there is so little sun to dissipate the moisture, great care is requisite in not giving the plants an overwatering; it is advisable to give little and frequently whenever they may require it. With respect to the means of protecting the plants from frost, but a slight degree of heat is necessary, except in very severe weather, as has been experienced this season when fires both night and day are necessary, during which time the fires will occasion a degree of dryness, which quickly exhausts the juices of the plants; steaming the flues therefore at such a time is most material for the well-being of the plants, and ought to be attentively adhered to by softening the atmosphere of the house; this steaming is performed by pouring water on the tiles of the flues, which quickly generates steam: the quantity of water required to produce a sufficiency of steam depends much on the size of the house.

There are many methods of heating greenhouses, hot water is assuredly most efficient, and the plan within these few years, introduced by Mr. Corbett, is certainly deserving of every patronage; but those persons who cannot go to the expense of having such an apparatus will find steaming the flues of paramount advantage.

---

## ARTICLE VI.

## REMARKS ON THE PHYSIOLOGY OF PLANTS.

BY OLITOR, CAMBERWELL.

As the physiology of plants is a subject with which all who take an interest in gardening ought to have some knowledge, from its connexion with the scientific principles of transplanting, laying, pruning, and grafting, I have hastily put together the following remarks, which are at your disposal.

I have often heard people talk of the sap rising in spring, and falling in autumn, no doubt because they see plants make shoots in the former and cast their leaves in the latter season, whereas *sap* never falls excepting in the shape of pulp. Sap is supposed to be a fluid taken in by the spongelets of a plant, through which it enters into the root, stem, and leaf; in the last on the *upper side* only it is changed into pulp, and this passing through the leaf-stalk into the bark, and so into the root, throws out the refuse material from which no nourishment can be derived. It is from this circumstance that so many plants are injured by being tied too tight to flower sticks, by which reason the pulp cannot descend, and consequently the sap cannot ascend, so that the plant not being able to receive all its accustomed nourishment, or to throw off anything that may be injurious in the pulp, grows sickly, stunted in its growth, and often dies. It is certain that plants take in considerable nourishment during the night in the shape of oxygen, when they throw out a portion of their carbonic gas, otherwise they could not live so long during the sultry weather in summer, and become vigorous in so short a time as they do, when life has been thought to be extinct, by the mere application of a little water, and being shaded during the day from the sun.

If a plant has its leaves and shoots of a dark green, it may be considered more healthy than those of a light colour, from the simple reason that the tube in which the pulp is, being of a yellowish colour and carbon in the sap being of a dark blue, together constitute a green.

These remarks are perhaps too confused; but should you think the subject worth your attention, I shall be most happy to write a more compact article in any of your numbers.

[We feel much obliged by the above communication, and shall be glad of all additional ones.—CONDUCTOR.]

---

## ARTICLE VII.

## ADDRESS TO A HOLLY.

Oh, lively holly tree!  
 How cheering thou to me  
 When Winter's howling tempests drive around;  
 How pleasing still to view  
 Thy sweet unchanging hue  
 When every other tree is bare and leafless found!  
 For through the varying year  
 No yellow tints appear  
 To streak thy leaves with symptoms of decay;  
 When Spring's mild zephyrs blow,  
 And Summer's fervours glow,  
 The same sweet aspect still dost thou display.  
 When bounteous Autumn pours  
 Her rich o'erflowing stores,  
 And the descending vale is reddened all  
 Into the gorgeously  
 Which does the farmer bless,  
 And loudly on his grateful feelings call.  
 When Winter's darken'd day  
 O'er Nature's charms bears sway,  
 And Flora's beauties fall beneath the blast,  
 Oh! still is to be seen  
 Thy everlasting green  
 Delightful and still lovely to the last.  
 A faithful emblem thou  
 Of Friendship ever true,  
 And Love that ever constant will remain;  
 Though fortune may not smile  
 Life's trials to beguile,  
 And youth's high day-dreams cheat us not again.  
 For what a varied scene  
 Has human life e'er been,  
 How changing is the aspect of our fate!  
 To-day we gaily smile,  
 Pure joys our hours beguile,  
 And happiness is ours, though void of state.  
 To-morrow comes a blast,  
 Like Boreas sweeping past,  
 And scattering Flora's beauties in the gale;  
 That lays our prospects low,  
 And leaves but pain and woe,  
 And all the countless ills that man assail.  
 But though Hope may yet deceive,  
 And I be doom'd to grieve  
 To see my fondest hopes still undermin'd,  
 I still can wisely see  
 That Wisdom whispers me  
 To His just Providence to be resign'd.  
 And let whate'er betide  
 In life's tempestuous tide,  
 Sweet Gratitude shall still remain with me,  
 For One kind, gentle friend,  
 That, faithful to the end,  
 Remains to smile upon my path, like thee, sweet Holly Tree!

Wm. HARRISON.

## PART II.

## LIST OF NEW AND RARE PLANTS.

NOTICED IN PERIODICALS.

**ANCHUSA PETIOLATA.**—Petiolated-leaved Alkanet. (Bot. Mag. 3958.) Boraginæ. Pentandria Monogynia. Seeds of it were sent from Nepal by Colonel Colvin to the Glasgow Botanic Garden, where it flowered in the greenhouse last October, but there is no doubt it will flourish in the open border in summer and autumn, where it will prove a very interesting ornament. It is an herbaceous perennial, growing erect, and producing numerous lateral racemes of flowers, giving it a paniculated appearance. The flowers are of a pretty deep purple-blue. Each blossom about half an inch across.

**BATATAS BONARIENSIS.**—Buenos Ayres Batatas. (Pax. Mag. Bot. 25.) Convolvulacæ. Pentandria Monogynia. It was sent to this country from Buenos Ayres in 1839, by Mr. Tweedie. It is known by some as *Ipomea Bonariensis*, but the genus *Batatas* is founded on the circumstance of the ovary having four cells, whilst in *Ipomea* it has but two. It will flourish well in a warm greenhouse or conservatory, though it is considered a stove plant. It is an herbaceous, climbing perennial, the twining stems extending to twenty or thirty feet, but readily coils around a low frame-work, and blooms very freely. The flower is of a rosy-pink, with deeper coloured striped plaits. Each flower is about four inches across. It deserves a place wherever it can be cultivated.

**BRASSIA LAWRENCEANA.**—Mrs. Lawrence's Brassia. (Bot. Reg. 18.) Orchidacæ. Gynandria Monandria. A native of Brazil, and has bloomed in the very choice collection of Mrs. Lawrence, at Ealing park. Sepals and petals of a golden yellow, blotched with light red. Labellum of a paler yellow, with a white centre. Each flower is about five inches across, but the sepals and petals are not above a quarter of an inch broad. The flowers are very sweet scented.

**CALLISTACHYS LONGIFOLIA.**—Long-leaved. (Pax. Mag. Bot. 31.) Leguminosæ. Decandria Monogynia. A native of the Swan River colony, and has been raised by Mr. Low, in the Clapton nursery. The leaves are seven inches long, very like those of a willow. The plant grows rather straggling, four or five feet high, and thrives best in an airy greenhouse. The flowers are produced in terminal spikes, not only at the extremity of the main shoot, but at the lateral ones, each spike having about twenty flowers. The vexillum is of a pale yellow. Wings reddish-purple. Keel pinkish-white, tinged with purple. Each blossom is about an inch across. By stopping the principal stem of the plant at an early stage of its growth, and cause it to produce numerous lateral shoots, even by stopping the laterals too, if found requisite, the plant would probably bloom profusely in a dwarfish condition, and thus be more suited for any greenhouse.—*Calistachys*, from *Kallos* beauty; and *Stachys*, a spike; referring to spikes of flowers.

**CYNOCHEs LODDIGESII; VAR. LEUCOCHEILUM.**—Mr. Loddige's Swan Wort; white-lipped var. (Bot. Mag. 3855.) Orchidacæ. Gynandria Monogynia. A native of Guiana, and has bloomed in the collection of Mr. Moss, of Otterspool, near Liverpool. The blossoms are very fragrant. Sepals and petals of a yellowish-green, with transverse blotches of reddish-brown. Lip white, tipped with yellow-green, the claw spotted with red. Each flower is about five inches across. The scape contains many flowers.

**HELICHRYSUM NIVEUM.**—Snowy flowered. (Bot. Mag. 3857.) Compositæ. Syngenesia Æqualis. A native of Swan River, raised in the Clapton nursery. The stem rises to a yard high, and the flowers are produced numerous in a terminal capitula of subsimple corymbose branches, white with yellow disk. Each flower is about two inches across. It deserves a place in every flower border, where it blooms from July to the end of summer. It is a perennial.

**IPOMEA PICIFOLIA**—Fig-leaved. (Bot. Reg. 13.) Convolvulacæ. Pentandria Monogynia. It is probably a native of Buenos Ayres. It has been raised

in the nursery of Messrs. Salter and Wheeler, Bath. When the plant was little more than a month old it produced about 500 flowers. It is slightly shrubby, and has a tuberous root. It thrives freely under the commonest cultivation, and in greenhouse trained round a pillar, or to a frame in a pot, would be highly ornamental, being so profuse a bloomer. The flowers are of a rich purple. Each blossom is about two inches and a half across.

*GARDOQUIA BETONICOIDES*.—Betony-like. (Bot. Mag. 3860.) Labiatae. Didynamia Gymnospermia. It flowers very freely, whether grown in the greenhouse or open border. The stems grow three feet high, terminating in numerous cymes of flowers, each forming a spike six or eight inches long. The flowers are of a deep rosy-pink, having blue anthers. Each blossom is about an inch long.

*SALVIA REGLA*.—The Regla Sage. (Bot. Reg. 14.) Labiatae. Diandria Monogynia. A native of Mexico, and sent to the London Horticultural Society by Mr. Hartweg. It had previously been found by Spanish collectors at Vilalpando, and at a place called Regla. Mr. Hartweg describes the plant as a shrub four or five feet high. It has bloomed in the greenhouse and conservatory of the Horticultural Society, but the flowers were not numerously produced. The stem is somewhat shrubby, branching. Leaves nearly cordate, on longish footstalks, notched, about an inch and a half long. The flowers are produced at the ends of the branches, three or four on each, of a fine crimson-red. Each blossom is about two inches and a half long.

*SOBRALIA SESSLIS*.—Sessile flowered. (Bot. Reg. 17.) Orchidaceae. Gynandria Monandria. It was sent to Messrs. Loddiges by Mr. Schomburgk. Dr. Lindley observes,—“Some of the finest orchidaceae known are species of this genus, which inhabit Peru, Brazil, Mexico and Demerara. They resemble reeds loaded with large red or white flowers, often fragrant, which always grow from the extremity of the reed among the large plaited grassy leaves. One species, having stems from twelve to twenty feet high, is the flower of Paradise of the Peruvians, and bears large flowers, white without and violet within, having the fragrance of the wallflower. They are said to love dry, sunny, rocky places, where the sun is excessive.” The present species appears to have only a solitary flower at the end of each stem, of a bright rose-colour, the lip is darkest, and the lower part of the petals are white, tinged with yellow.

*SPREKELIA GLAUCA*.—Glaucous Jacobean Lily. (Bot. Reg. 16.) Amaryllidaceae. Hexandria Monogynia. Sent from Mexico, by Mr. Hartweg, to the London Horticultural Society. It has much the appearance of the old Jacobean Lily, but the flowers are a little smaller, and of a lighter colour. It is grown in turfy loam, rendered free by a mixture of peat, leaf mould, and sand. In autumn, after the flowers and foliage have decayed, it is either taken out of the pot and placed on a dry shelf, or, if retained in the pot, it is kept dry until spring. It flourishes in a warm greenhouse. Like the Jacobean Lily, it is probable it would flower well against the wall of a hothouse in the open ground, where they often bloom spring and autumn.

*STEVIA TRACHELIOIDES*.—Trachelium-leaved. (Bot. Mag. 3856.) Compositae. Syngenesia Aequalis. Seeds of it were sent from Mexico to Edward Leeds, Esq., near Manchester, with whom it has bloomed, both in the greenhouse and open border. In the latter it attained the height of three feet, and bore a dense large corymb of flowers, of a very deep and rich reddish-purple colour. In the greenhouse the colour is paler. Some of the native specimens have been white. It deserves a place in every greenhouse or open border. Flowering so profusely renders it very showy. It is a half shrubby, herbaceous plant.

*ACACIA BIFLORA*.—From Swan River. It is in flower in the Clapton nursery, and blooms during winter and early spring. The flowers are of a deep yellow, and very fragrant.

*BORONIA ANEMONEFOLIA*.—In bloom at Messrs. Loddiges for the first time in this country. The flowers are nearly like those of *B. pinnata*, of a delicate pink. It blooms freely in the greenhouse.

*BORONIA LEDIFOLIA*.—Also in bloom at Messrs. Loddiges. The flowers are of a bright pink. It is a very neat and ornamental plant, well deserving a place in the greenhouse.

*DAPHNE JAPONICA*.—In bloom in the Epsom Nursery. The flowers are pale pink inside, and have a purplish tinge outside. They are most delightfully fragrant. It is thought to be nearly hardy, thriving freely now in the greenhouse.

*DAUBENTONIA TRIPETIANA*.—From Buenos Ayres to Paris, where it has bloomed. It is about as hardy as *Dianthus puniceus*, and of a similar foliage and habit. The flowers are produced in long racemes of from twenty to thirty on each. They are pea-formed; the standard of a beautiful carmine; keel and wings nearly orange, giving a pretty contrast. Each flower is about two-thirds the size of a common garden pea. It does not endure frost, but flourishes well in the open ground up to that season in autumn. In the greenhouse or conservatory it would continue much later. It begins to bloom early in summer. It is a very valuable acquisition. We hope to have plants for sale soon.

PLANTS NOTICED IN BOTANICAL REGISTER, BUT NOT FIGURED.

*LÆLIA ACUMINATA*.—An orchidea from Guatemala. It is a pretty species, with pale blush flowers, and has bloomed in the collection at Sir Charles Lemon's, Carclen, Cornwall.

*POLYSTACHIA REFLEXA*.—An orchidea from Sierra Leone. It has flowered in the collection at Chiswick-house. The flowers are white with a tinge of pink, the lip tipped with green.

*CITRUS DELICIOSA*.—It is supposed to come from China, and to be a new species of Orange, allied to the Mandarin Orange. Plant is spiny; fruit about two inches in diameter, but not red either inside or outside.

*CONVOLVULUS VERRUCIPES*.—An annual plant, flowering in July, allied to *C. Sibiricus*.

*EURYBIA CHRYSOTRICHIA*.—A new shrub from New Holland; but Professor Tenore does not give the colour of the flowers.

*HETEROPTERIS UNULATA*.—A greenhouse twining plant from Buenos Ayres. Flowers yellow.

*DENDROBIUM DISCOLOR*.—It has stems four feet high, swollen in the middle, and terminal racemes of about sixteen yellowish-brown flowers, wavy and curled like those of *Gloriosa superba*. Lip same colour, having five deep wavy plates of a bright violet.

*LINARIA GLANDULIFERA*.—An annual plant, with small purple flowers

*DENDROBIUM ELONGATUM*.—This plant has bloomed with Messrs. Loddiges. It has erect stems, half a yard high, at the end of which springs a raceme of yellowish flowers spotted with red. They do not expand well.

*CÆLOGYNE CRISTATA*.—A beautiful species of orchidea. It has recently flowered in the collection of George Barker, Esq., Springfield near Birmingham. The flowers are large, of the purest white, except the lip, which in its centre is decorated with beautiful yellow fringes and plates. The flowers are very fragrant, and are produced numerously.

*OXALIS FRUTICOSA*.—Sent to Sion-house Gardens from Rio Janeiro. It is a shrubby plant, having small axillary flowers, of a deep yellow colour.

*ONCIDIUM LONGIFOLIUM*.—The leaves are often three feet long; it produces dense panicles three feet long, of showy yellow and brown flowers. It is from Mexico, and has bloomed in the London Horticultural Society's Garden, and with Messrs. Loddige. It is a very desirable species, well meriting cultivation.

*DENDROCHILUM GLUMACEUM*.—An orchidea found by Mr. Cuming in the Philippines. It has bloomed with Messrs. Loddiges. Its appearance is grassy like. The blossoms are of a pale watery green.

*MAXILLARIA CANDIDA*.—An orchidea from Brazil. The flowers are white, about the size of *M. ochroleuca*.

*COLUMNEA SCHIEDEANA*.—From Mexico; producing numerous long yellow and brown flowers all along its stems, and are very showy. It probably requires a stove temperature, but it well deserves a place there. The leaves are of a fine deep green above, and stained with crimson underneath. J. Rogers, Esq., recently exhibited a plant at the London Horticultural Society's rooms, Regent-street, which was very attractive.

*ACACIA UROPHYLLA*.—A native of the Swan River colony, and raised by Messrs. Lucombe, Pince, and Co., of Exeter. The foliage is elegant. The peduncles are short, and the flowers in each head few but fragrant. It will be an ornament to a greenhouse.

*RIVEA TILIÆFOLIA*.—A half-shrubby climber, lately bloomed at Syon gardens. It is from various parts, as Cape of Good Hope, West Indies, Peru, and others. The leaves are like those of a Lime-tree; the flowers are large, light purple. It is a highly ornamental plant: it is the *Convolvulus*, or *Ipomœa tiliæfolia*, of some botanists.

*ACACIA BIFLORA*.—From Swan River; bloomed at Messrs. Loddiges. Flowers yellow, fragrant like hawthorn; a very pretty little greenhouse shrub.

*SALVIA TUBIFERA*.—From Mexico, and has lately bloomed in the garden of the London Horticultural Society. It has a stem about a yard high, and terminates by long drooping racemes of slender purple flowers, something the colour of *Justicia elegans*. It is one of the best *Salvias* yet introduced. It has bloomed in the greenhouse, but is probably as hardy as the others.

---

## PART III.

### MISCELLANEOUS INTELLIGENCE.

#### QUERIES.

A LIST OF NEW PLANTS.—The following is a list of plants I received from France in 1839, which I do not find in Paxton, nor have any of them bloomed except the first, which is not much, and is stated to be hardy, so I have put it out.

*Iris Buriensis.*

*Philippodendron regium.*

*Spiræa Nikondiertii.*

*Edwardsia velutina.*

*Thuja filiformis.*

*Ceanothus Africanus roseus.*

Should any of your readers have bloomed them, and will give an account of them, they will oblige.  
S.

---

ON GRASS SUITED FOR A LAWN.—Having a small piece of pleasure-ground on a sunny bank to lay down this present season, I would be glad to inquire, through the means of your most valuable journal, the CABINET, the best sort of grasses, and what is the best mode of treatment to be followed during the first year; by answering this at your earliest convenience you will much oblige

AN OLD AND CONSTANT SUBSCRIBER.

Dublin, February 27, 1841.

[It is necessary to have the ground well cleared of all indiscriminate plants before sowing. The following selection is suitable, and may be had of the principal London seedsmen. When sown, the seed should be well raked in and evenly rolled. When the seeds come up, any prominent weed or unsuitable grass which may spring should be taken away.

During the first season it will require to be rolled and mown three or four times. In subsequent years, should either daisy, plantain, or dandelion appear, they should be taken away entire; a small portion of salt laid on the crown of a dandelion or plantain will effectually destroy it.



To equal quantities of the seed of White Dutch Clover, Italian Rye Grass, *Agrostis stolonifera*, *Poa pratensis*, *Poa trivialis*, add double that of *Festuca ovina*, *F. tenuifolia*, *F. duriuscula* and *Anthoxanthum odoratum*. The above kinds, obtained pure, will form a beautiful faced lawn, and with little attention may be kept as desired.—CONDUCTOR.]

ON CULTURE OF IXIAS.—You would confer a favour if you or any of your correspondents will describe the most successful mode of cultivating the *Ixia* tribe in your next number.

February 8th, 1841.

CAMELLIA.

[An article will be given in our next.—CONDUCTOR.]

ON PLANTS SUITED TO BLOOM IN A SHADY SITUATION.—Will you or one of your readers kindly tell me what annuals or perennials flower best in the shade. I wish to ornament a narrow border, in a very sheltered situation, but under the shadow of a parapet wall, about two feet high. Is there any plant that would trail on the ground, and cover a large space at the end of this border, in the same way that *Nasturtiums* flourish? *Convolvulus minor* will not blow there.

An early answer would greatly oblige one of your first subscribers.

Bath, February 18th, 1841.

ON THE PROPERTIES OF THE FLOWERS OF GERANIUMS, &c., SUITED FOR EXHIBITIONS.—Will some correspondent be good enough to state the principal points in the flower of the Geranium, and how those different points are reckoned by the judges at the shows? I wish the same information regarding *Calceolarias*, as I have nowhere any rules for determining the preference of different plants.

SCOTUS.

ON SOIL OF A FLOWER GARDEN, &c.—On reading over your very useful and interesting CABINET, to which I have but recently become a subscriber; for I have been able to perceive the most laudable inclination on your part to render any service in directing and counselling the untaught applicant, and am therefore induced to trouble you with a few questions which, although of the most simple character, are highly necessary. In the first place, allow me to inform you that I have a garden which I wish entirely to devote to Flora. It has a south aspect, having the house on the north and a high wall on the west. The soil is rather of a light and sandy nature; I should therefore be glad if you could direct me as to whether such a soil is suitable for the growth of flowers, or whether any mixture, and what, would be necessary to their successful growth. In the next place, I should be glad to know whether there be any and what means for preserving Pansies, Pinks, Carnations, Fuchsias, *Calceolarias*, and such like plants, during winter, other than by a heated greenhouse, or pits heated with fire. Replies to the foregoing, and any necessary information, will greatly oblige

February 1st, 1841.

J. W., Kington.

[A mixture of fresh strongish loam and well-rotted hot-bed dung, dug in with the soil of the garden, would make it suitable for the purposes named. The plants of a flower garden always do best when a portion of fresh loam is annually added, and as much manure or rotten-leaf mould as the particular plant requires, the latter varying.

Any of the plants named, and similar ones, as *Lobelias*, *Salvias*, &c., may be properly preserved, through winter, in a dry pit-frame. That portion of it above ground should have a turf bank, sand, or something of that kind, laid against it, at least a foot thick, to protect more certainly in severe frost.—CONDUCTOR.]

ON BLOOMING *CROWEA SALIGNA*.—I take the liberty of requesting that you, or any of your numerous correspondents, will have the goodness to inform me,

through the medium of your instructive Magazine, what is the best method of flowering the *Crowea saligna*, a plant of which I purchased some years ago, having understood it to be a very free flowering plant. Since that time it has always continued healthy, and growing vigorously, but never offered to flower. An early answer to the above will much oblige

February 16th, 1841.

A CONSTANT READER.

ON A SUCCESSFUL TREATMENT OF THE CYCLAMEN PERSICUM.—I should feel greatly obliged by receiving, through the medium of your interesting work, a few remarks as to the best method of treating the *Cyclamen persicum*, to which I am very partial, but have had success. I recollect, about five years since, reading in one of your numbers the advice I now stand in need of. I remember one particular was that they seeded freely under *proper management*; that I have not yet learnt.

A CONSTANT READER.

#### ANSWERS.

A LIST OF BEST PINKS.—The following is a list of 48 Pinks, the best that have come under my observation; and your correspondent, E. H., will find, if grown well, they will not easily be surpassed.

R. H., Croydon.

Omega (Unsworth.)	Dry's No. 2.
Lady Hallowell.	Tom Davy.
Blackheath Hero.	Wells's Superb.
Lady Auckland (Knight.)	Britannia (Davy.)
Coronation (Holmes.)	Diana (Ibbett.)
Duchess Kent (Willmer.)	Lord Brougham.
(Smith.)	Earl of Cheltenham.
President (Creed.)	Miss Jeans.
Queen Victoria (Willmer.)	Duke of Bedford (Coppin.)
Hon. Sir George Cook (Stevens.)	Victoria (Weeden.)
Conqueror (Barrett.)	Eliza (Agate.)
Miss Blackstone.	Ion.
Rosannah (Church.)	Sir Robert Hines.
Triumph (Church.)	Champion (Church.)
William the Fourth (Foster.)	Trump (Clark.)
One in the Ring.	Warden of Winchester.
Emma (Harris.)	Rainbow (Norris.)
Defiance (Marshall.)	Duchess Cornwall (Bragg.)
Prince Albert (Agate.)	Beauty of Sydenham.
Earl of Uxbridge (Dry.)	Lady of the Lake (Hogg.)
Countess Stanhope.	Sultana (Hodges.)
Countess Plymouth.	George Kelson.
Botley Hero.	Knight of Henley.
Triumphant (Ibbetts.)	Norman's Sir John.

ON A NEW LILY.—Probably the plant which your correspondent, A. A., in this month's Number of the FLORICULTURAL CABINET, mentions to have seen growing in France, is the White Day Lily, *Funkia subcordata*, of Sprengel, as named in Loudon's *Hortus Britannicus*, p. 126. It is of the natural order of the *Hemerocallidæ* (*Hexandria Monogynia* of Linnaeus), and its synonyme mentioned there is *Hemerocallis Japonica* of Willdenow. In Sweet's *Hortus Britannicus*, p. 409, it is mentioned under the name of *Funkia alba*, with the synonymes of *F. subcordata*, Sprengel's *Systema Vegetabilium*, *Hemerocallis Japonica* of the Botanical Magazine (in which it is figured 1433), and *Hemerocallis alba* of Andrews' *Botanists' Repository* 75. In Loudon's work it is mentioned as an evergreen, herbaceous plant, perennial, ornamental, growing one foot high, flowering in August and September, white, introduced from Japan in 1790, increased by division of the root, and to be grown in peat and loam. Pos-

sibly it is the *Hemerocallis Chinensis* of some foreign plant lists (though the *H. disticha* is likewise from China), as it has been long known in Belgium and France, though I cannot find it under any of the names above mentioned in the list of a well-known foreign nurseryman where I sought for it. Your correspondent will see that the name of *Lilium mirocale* attached to the plant was probably only a Latinized corruption of its French name (lis) *Hémérocalle*, written down possibly from pronunciation, by some one who did not know the name. It is a very beautiful plant, and well worth cultivation, both from its flowers and its foliage. It is easily raised from seed, but the young plants do not flower till the third year (as I find mentioned under the head "*Hémérocalle*," in a useful little French work, the *Manuel Complet du Jardinier*, vol. ii. p. 261); therefore the quicker mode of propagation by division of the roots, or rather by the tubercles on the extremities of the roots, is usually preferred; the roots often extend to a great distance. The same work mentions that this species requires peat, earth, and a slight covering in winter. It does, however, stand quite well in the open air in many situations. There are four or five other species of Day Lily, which are all hardy and well deserving a place in the garden; this is the only white one however.

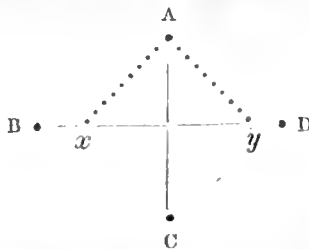
If the above observations, or any part of them, are in your opinion likely to be of use to your correspondent, they are much at your service. ALPHA.

[We shall be glad to hear from the same source at any future convenience.—  
CONDUCTOR.]

February 20th.

#### REMARK.

ON THE FORMATION OF FLOWER BEDS.—The simplest contrivances do not always occur to the mind at the moment when they may be useful in saving trouble: you will, therefore, perhaps excuse my bringing under your notice a very rude instrument, which I have found very useful in striking out the shapes of flower beds, where some of the curves are circular and require accuracy. It is simply a substitute for the common spring compasses of the carpenter, which any person may make for himself in five minutes, by bending a stick, about six feet long, into the form of an arch, and fixing it in that shape with a piece of string at any width that may be required. It may also be useful to some of your readers to be informed of a very simple mode of constructing an oval of *any required length and breadth*. If four small stakes be fixed in the ground at the extremities of the longer and the shorter diameter, as at A, B, C, and D, and a



line of the length of the longer diameter or axis *BD* be doubled, and the centre of it held sufficiently tight to prevent its slipping against the stake at *A*, the extremity of the shorter diameter or axis, the ends of that line will cut the longer diameter in the two points *x* and *y*, which are the exact spots (foci) where the stakes should be driven to which the string should be fixed for drawing the oval by the common method, (*viz.* running a stick along the ground in such a manner as to keep the line at full stretch); and the length of the line should be the same with that above specified, *viz.* from *B* to *D*. If the small stakes be tied at the ends of the line *BD*, they will thus fall naturally into their places.

A SUBSCRIBER.

## FLORICULTURAL CALENDAR FOR APRIL.

**HERBACEOUS PERENNIALS** should now be divided and replanted; also biennials, as Sweet Williams, &c., should be planted for blooming this season.

**CUTTINGS.**—If old plants of Salvias, Fuchsias, Petunias, scarlet Geraniums, Verbenas, Heliotropes, &c. &c., were saved through winter, and young plants be required for turning out into open beds in the flower-garden, &c., young shoots should now be taken off close to their origin upon the old wood, and be struck in moist heat.

**ANNUALS.**—Hardy kinds should be sown in the borders, &c. (See vol. i. p. 43 of the CABINET, where particular directions are given.) Tender kinds should have plenty of air admitted to them, whether sown in pots or upon a slight hot-bed. (See vol. i. p. 42 of the CABINET.) In order to have the plants of some particular kinds stiff and healthy, they should be planted off into small pots, boxes, or the open border, or slight hot-bed, &c., so as to be fine plants for final planting in May. Many kinds of tender annuals, intended to ornament the greenhouse or stove through summer, will require potting off, or if done before this month, probably re-potting into larger pots.

**AURICULAS.**—Will bloom this month; they will require protection from wet and mid-day sun. The plants will require a free supply of water; if manure water be occasionally given, it will improve the size of the flowers; care should be taken not to apply it over the plant. When the trusses of flowers are formed, if there are more flowers upon each than can conveniently expand, the small and centre ones should be cut out, so as to leave about six.

**CAMPANULA PYRAMIDALIS.**—Offsets or cuttings should now be taken off and be treated as directed in vol. i. p. 48.

**CARNATIONS.**—if not planted off last month, should now be done. (See vol. i. p. 23.)

**DAHLIAS.**—Seedling plants should be potted off, one plant into a small or sixty-sized pot. Shoots, and cuttings from old roots should be taken off, where it is desired to increase the kind, and strike them in moist heat.

**CHINA ROSE.**—Plants of the tender kinds, as yellow, sweet-scented, &c., should now be placed in heat, in order to cause a production of shoots for striking, so as to increase the kinds when desired. (See vol. i. p. 48.)

**CHINA ROSE (hardy kinds).**—It is now the proper time to bud the varieties of China Roses; do it as soon as the bark will freely rise.

**TRIVERANIA COCCINEA.**—Roots of this plant should now be potted. (See vol. i. p. 177 and 223; articles on the culture, &c., are there given.)

**PELARGONIUMS.**—Cuttings now struck will produce plants to bloom at the end of summer. (See vol. i. p. 88.)

**PANSIES.**—Plants will now be pushing shoots that will be emitting roots. Where it is wished to increase the kinds, it is a very suitable time for doing it, by taking off shoots, and planting them in a good rich soil, shading them for a few days at first.

**POLYANTHUSES.**—(See vol. i. pp. 23 and 132.)

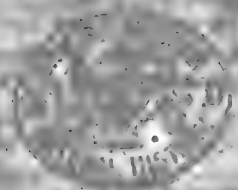
**TIGRIDIA PAVONIA.**—The bulbs should now be planted in the open bed; choose a warm and sheltered situation.

**ERICAS (Heaths).**—Cuttings of many of the greenhouse kinds should now be put off. (See vol. i. p. 48.)

**MIGNIONETTE.**—To bloom from June should now be sown.

**ROSE TREES.**—When it is desired to have Roses late in the season, let them be pruned this month. (See Article in vol. i. pp. 23 and 206.)

**SELF SOWN ANNUALS.**—which have stood the winter should be thinned, and where desirable some may be successfully transplanted.





*Glozinea rubra*. (*Ipomoea Mertzianum*.)

THE  
FLORICULTURAL CABINET,

MAY 1ST, 1841.

---

PART I.

EMBELLISHMENTS.

---

ARTICLE I.

1. GLOXINIA RUBRA. (*Red-flowered Gloxinia.*)

GESNERIACEÆ. DIDYNAMIA, ANGIOSPERMIA.

[*Gloxinia*; so named in compliment to B. P. *Gloxin*, a French botanist.]

THE very beautiful flowering kind we now give a figure of was sent to this country by Mr. Buist, nurseryman, of Philadelphia, to Messrs. Youngs, of Epsom Nursery. Mr. Buist obtained his original plant from Rio Janeiro a few years back. We saw the plants in Messrs. Youngs' Nursery last autumn, then showing bloom, a specimen of which was afterwards sent us. Grown in the stove, in a strong and moist temperature, the plants bloomed most profusely and brilliantly.

The flowers are of a deeper crimson red colour when they first expand, growing paler with age, and assuming in the throat a bluish tinge. It is one of the most ornamental plants that has been recently introduced into this country, and deserves a place in every stove, vinery, &c. It is sold at three guineas per plant.

The usual treatment given to the previous kinds of this lovely tribe of plants is equally successful with the present kind. In a rich loam and peat soil, with a very free drainage, the *Gloxinia* flourishes. In a growing condition abundance of water is required. When done blooming, a season of rest is required in winter, when water is withheld; and on the approach of spring the tubers are repotted, duly excited, and soon are brought into a blooming state. In order to extend the blooming period, the tubers should be potted at sundry

times, by which attention blooming plants may be easily had from April to December.

Gloxinias are readily increased by inserting the leaves in sand, and placing them in moist peat; even a leaf laid on the surface of soil in a strong and moist temperature will generally push roots from the ribs of the leaf, and numerous plants be thus produced.

We suggest the practice of hybridising this with other kinds, and doubt not but some very interesting and valuable acquisitions may be obtained, amply repaying the interesting attention given.

---

2. TROPÆOLUM MORTZIANUM. (*Mr. Mortz's Indian Cress.*)

TROPÆOLEÆ. OCTANDRIA, MONOGYNIA.

[*Tropæolum*, from *tropæum*, a trophy; in allusion to the leaf and flower.]

This very interesting species was sent from Cumana to the Glasgow Botanic Garden, and has since bloomed in that and other establishments, grown in a conservatory or greenhouse. The stems are twining, growing to about two feet high. It merits a place in every collection. The flowers on the specimen sent us were very interestingly beautiful. It appears to be of easy culture, and readily increased. When this pretty species is grown in contrast, and after the mode of training practised with *T. tricolorum*, *grandiflorum*, *elegans*, *brachycerus*, &c., it will prove a strikingly beautiful object, its fine colours and profuse blooming enhancing its value.

---

## ARTICLE II.

### ON THE PHYSIOLOGY OF PLANTS.

BY OLITOR.

IN commencing this subject, I propose to view a plant, naming none in particular, from the time the seed is first placed in the earth until it has attained its full growth, and is enabled to bear seeds of its own, or be propagated by the various principles adopted by gardeners.

Young plants, when first they have germinated, do not look for nourishment in the earth, being too tender, and not having arrived at that maturity which enables them to seek for themselves, but depend upon the nourishment stored up in the seed. Heat in some degree is necessary for all seeds, in order to render the food required sufficiently fluid for the young plants to take it up. Too much heat,



however, is at all times bad, especially for seedlings, as it excites the growth too rapidly, and disease is the consequence. Too much moisture, again, will make the contents of the seed too poor, and the vessels of the embryo will be gorged, and disease is in this case the consequence. Light, says Professor Rennie, retards the germination of seeds; for though they may have a due supply of oxygen and water, they will not grow, at least healthily, unless in the dark. The reason is, he says, that light causes the oxygen, which is indispensable to their growth, to be carried off, and fixes in them the carbonic acid gas, which is as yet improper food for the embryo plant. It is plain then to be seen that care must be taken not to give seeds, when first placed in the ground, too much water, or to place them in such a heat as shall draw up the plant too quickly, and so cause them to grow up weak; nor to place them in so light a situation that, instead of their growing and thriving as we hope, they should be poisoned by mistaken kindness, and consequently never make their appearance above ground. It has been proved by experiment that seeds gathered before they are quite ripe germinate sooner than very ripe ones, because the nutrient matter is less hard; but it does not follow that they will by that means produce the best plants.

And now we arrive at the time necessary for the young plants to be pricked out, which, by the bye, it must be remembered is not suitable in all cases, as some such, as Larkspurs, should, if required in their best bloom, remain where sown, either in pots or in the borders. If a Balsam is pricked out for flowering in the beds, it almost invariably flags and droops; but it is in the end of much service to the plant, as otherwise it would, if in a good soil and well watered, send up so much sap, that the light could not readily deprive it of its oxygen and water, and so it would push out more leaves to carry off the superabundance, whilst the pulp would not contain enough carbon to produce flowers; hence the check given to the Balsam, as in many other plants, prevents that superabundance of sap, and causes the leaf pulp to thicken, and so to produce enough carbon for flowering. Another important thing is not to plant the roots too deep, as they are by that means prevented from obtaining air, which is very necessary for their growth.

In transplanting, great care should be taken that the roots be in

no way injured, as the plant depends upon them for its support ; and if the spongelets be broken off, no nourishment can be obtained, any more than we could if our mouths were fastened up. But before leaving this subject, I must add a few words about planting seedlings or any other plants by the dibble, which is of all the instruments used in gardening the most dangerous ; it causes a hardness and stiffness to the earth all round the plant for some weeks ; so that if the plant survives at all, it is only by the greatest exertion on its own part as well as that of the gardener.

And now for those principal parts of a plant, the root and leaves. By aid of the root alone it is that a tree or any plant is enabled to keep its right position in the ground ; and the more the head spreads, so much the more do the roots ; so that, in fact, there is kept up a kind of balance between the part above and the part below ground. Again, it is from the roots alone that the plant looks for sustenance, for it is not enabled to do as we or other animals can, run about to seek our own wants ; but as it is stationary, so it depends upon the roots and its spongelets for drawing to it all the nourishment that can be found within its reach. Again, roots perform the office of throwing out all the parts taken in by them from which no nourishment can be derived. It is a singular fact, that they are just as careful and anxious to avoid the light as the leaves and young shoots are to turn to it. But the leaves are nearly of as much importance to a plant as the roots, for until the bud has actually burst into leaf no growth can take place ; and when the leaf is formed, it is there that the sap is turned into pulp. In the *dark*, leaves, like our lungs, take in oxygen from the air, and part with a portion of the carbonic acid gas contained in the sap. In the *light*, the sap on the upper surface of the leaf parts with the oxygen contained in the carbonic acid gas, and as the oxygen goes off, the carbon remains, while the sap, previously little less fluid than water, is converted into a sort of pulp, a considerable portion of which consists of carbon. The high importance of leaves becomes thus manifest ; and nothing will more enfeeble a plant than taking off its leaves in the growing season, though they are no longer necessary during the cessation of growth in the winter. And we must bear in mind that their fall previous to winter is not caused by cold, but in consequence of the vessels at the root of the leaf-stalk becoming gradually rigid, so as to prevent the rise of sap, or at least the return of pulp.

And now I shall proceed with such things as tend to give life and health to plants; namely, atmospheric air, carbonic acid gas, and humic acid, not forgetting one principal support, water, which is composed of two gases, oxygen and hydrogen, which it appears plants have the power of decomposing. The more water is mixed with the air when given to plants, the more beneficial it is to them, because it is by that means enabled to obtain large portions of those gases necessary to their life; hence the smaller the holes in the rose of a watering-pot are, the finer the water falls on the plants, and the more atmospheric air it is enabled to obtain; it is this alone which makes river-water, when running a long course, better for plants than that which has been motionless for a long time, such as ponds and lakes, whose waters only contain a small portion of air; but this does not apply so well to actually stagnant water found in ditches, &c., whose deficiency of atmospheric air is made up by the greater portion of carbonic acid derived from decaying animal and vegetable substances found generally in such places.

If plants could live without a *constant* supply of water, then rain would, even during the summer months, be a sufficient support to them, as its passing through the air causes it to give more nourishment than we can ever give by the use of the watering-pot or engine. The air itself always contains more or less water in the shape of an invisible vapour, which is always in proportion to the temperature; the warmer the air, the more moisture it contains.

Carbonic acid gas is another important thing to the life of plants, and is found in great abundance in all animal and vegetable substances in a state of putrefaction, which, if mixed with the soil, will be taken up by the spongelets of plants, and is passed into the main body; otherwise what would be the use of applying dung to plants, which of itself contains a great deal of carbonic acid gas? Carbonic acid is heavier than air, and, consequently, when any rain falls, from the carbon being close to the earth, a great quantity is washed into the soil.

To describe what any of the gases are would be beyond my purpose, and the limits your work could give; so that I shall not attempt to enter more minutely upon them, and, therefore, proceed to the only acid of itself beneficial to plants, viz., humic acid, which may be found in great abundance in the water which drains from a

dunghill; but it is better not to apply it to plants without diluting it, as sometimes, from salts contained in the dung, it proves injurious. And now we arrive at sap, which is a clear fluid; indeed, I may add, so clear is it, that when a Rose-tree was once watered with indigo-water the fluid was seen to pass up it. As it flows upwards it becomes thicker, and in fact that is the only difference between it and water, excepting some small matter collected before entering the plant; as it rises it passes into the leaves, where, on the *upper side only*, by the action of light and heat, it is turned into pulp, and, passing into the leaf-stalks, and so into the root, throws out the refuse material, from which no nourishment can be derived.

---

### ARTICLE III.

#### ON THE AURICULA.—ITS CULTURE, PROPERTIES, ETC.

BY MR. WILLIAM HARRISON,

SECRETARY TO THE FELTON FLORISTS' SOCIETY.

Of all the beauties of Nature which engage the particular care and attention of the competing florist, none is more worthy of his regard and anxiety than the Auricula.

It is the *Primula* of Linnæus; and, according to his beautiful arrangement and classification, it belongs to the fifth class *Pentandria*, and first order *Monogynia*, and is one of the thirty-five genera of monopetalous plants which contain the capsule within the flower. To these genera belong the *Primula*, *Phlox*, *Cyclamen*, *Convolvulus*, &c. They are called monopetalous, because the corolla consists of one entire petal, and only partly divided into segments by deep indentations from the exterior circumference. The calyx of these is called monophyllous, because it consists of one entire leaf encircling the external base of the flower, like a funnel.

The geographical distribution of the Auricula is over all the mountainous parts of middle and southern Europe; but especially on the Alpine heights of Switzerland it is found in a wild state, growing abundantly on the steep and rocky acclivities, and producing flowers of a clear bright yellow colour. In these situations it is, early in Autumn, deeply buried under a thick covering of snow, which protects it from the severities of the frost in that ungenial climate, and also from being stimulated into premature growth by the influence of

the rays of light. Thus it remains in a dormant state till the melting of the snows in spring leaves it exposed to the action of the atmosphere, which, with the stimulus of light, soon forces it into renovated activity. It then strikes deeply down into the vegetable soil in which it is situated; and, being constantly watered by the melting snows, and as rapidly drained again by the steepness of its locality, its growth is rapid, being constantly refreshed by the pure and salubrious breezes which sweep over its native mountains, till its flowers and seeds are perfected; and then, the warm weather of summer approaching, it gradually declines, and at last sinks into what may be called a complete state of annual torpidity. Its annual functions having been accomplished, it thus in a manner resigns life, and soon becomes again deeply buried under its snowy covering, till the returning suns of spring dissolve the spell, and again stimulate it into renovated activity and vigour.

Such is the Auricula in its wild state, and on its native mountains. But the Auricula of the modern florist is a totally different thing; indeed, from its mode of high cultivation, it may be almost said to have become a totally artificial plant, so different are the flowers which are esteemed by modern florists from those that are produced by it in its native situations. Instead of a yellow self, the corolla must present to the critical eye of the amateur a beautifully pure white eye, surrounded by a ring of deep velvety brown or purple; this again surrounded by another ring of the purest green; and, lastly, a very slight bordering of pure white, running completely round the whole circumference of the corolla. It must, however, be understood that this last encircling border is extremely narrow, and consisting, perhaps, more of the white powdery matter than of real pure ground-colour. It is, perhaps, also necessary to remark that those varieties, technically called "green edges," are without this powdery border; and that the "white-edged" varieties, instead of the green and white, consist of only one border of white circumscribing the ground-colour.

To produce flowers answering this description, and in the greatest possible clusters or trusses, is the chief desideratum of the modern florist, as the larger the truss the greater will be the chance of its obtaining a distinguished place on the prize table, provided the petals be all similarly marked and equal in size. But, to procure

those large trusses, an uncommon degree of vigour must be infused into the plants by the richest and most stimulating composts; but almost all modern writers differ from each other respecting the ingredients of which this compost ought to be composed. The complete theory of manuring seems at present so badly understood, that the young Auricula cultivator cannot help feeling bewildered on the subject; and it will be lucky for himself if, in attending to the many theorists who have written on the subject, he does not destroy a part of his collection before experience—that best of monitors—teaches him what sort of compost he may use with safety and success. One writer recommends blood, another goose's dung, another night soil, a fourth cow dung, and a fifth mixes all these together; so that, what with one system, and what with another, the inexperienced cultivator is as much at a loss as if he had read no directions at all.

An able writer on this subject remarks:—"All that we really know is, that manure acts simply by forming carbonic acid, which is the food of plants; and one would suppose that whatever forms carbonic acid most rapidly and constantly, would be the most efficient manure. This, no doubt, explains the cause of the different opinions that are held concerning the best manure for the Auricula. It would be worth trying the effect of putrid yeast, which is the most active stimulant of vegetation that has yet been discovered; but if this material be used, it should be diluted with water till it acquires the colour and fluidity of small beer."

But, as the result of this experiment is perhaps uncertain, it will be advisable for none to try it but the amateur whose stock is considerable, lest he should diminish instead of increase and invigorate his plants. If I might presume to offer my advice to the young florist, respecting his Auricula compost, I would advise him to spurn the idea of its being necessary for so many ingredients to be incorporated together to secure the health of his plants, and to grow them with vigour. There seems something inconsistent and unnatural in this; and, from the experience I have had, I find that my plants get most vigorous, and keep most healthy, when I grow them in a compost made simply of the following ingredients; viz., two-thirds of any required quantity of cow dung, unmixed with litter of any description, and rotted thoroughly down till it has assumed the appearance of black soil; and the other third made up of equal

portions of fine fresh light soil and river sand. These three ingredients, thoroughly amalgamated together, are quite sufficient to secure the health and prosperity of Auricula plants, and to grow them to the satisfaction of the competing florist; so that all that he has to do is to preserve a sufficient stock of this manure in store, that it may always have the above-mentioned appearance when wanted.

Some florists may perhaps object to this mixture as being too rich; but, as I speak entirely from the experience I have had in cultivating my own plants, and as I am thoroughly determined to use no other in future, I feel that it may be recommended to the beginner as perfectly safe; and if any of the readers of the CABINET should be sceptical on the subject, I would recommend them to try it with a few of their most worthless varieties; and their rapid prosperity would, I think, soon be considered a satisfactory proof that the opinion that the compost for their successful cultivation should consist of five or six ingredients is nothing but a visionary chimera. It seems to me just as reasonable to imagine that the human frame cannot continue hale and healthy without fifty or sixty different sorts of food, as to assert that the Auricula cannot grow vigorously except in a compost of five or six ingredients. Yet the good old Lewis Cornaro attained the age of a hundred, on very simple fare; and the Auricula does not sicken and die when growing in the simple soil of its native mountains.

But until a more extensive knowledge of chemistry is disseminated among us, and has become a regular part of youthful education, it is probable that the same difference of opinion, as regards the qualities of the different manures, will continue among us, both in floriculture and agriculture. Till we are thoroughly acquainted with the chemical properties of the different manures, and their action on the various soils when amalgamated with them, it is impossible to arrive at any satisfactory conclusion as to what will be the most stimulating, yet safe, food for plants. Till then, every amateur will probably suffer losses, more or less, till he finds out, from home experience, a compost which he can use with safety and success.

*Culture.*—With respect to the culture of the Auricula, there seems to be less difference of opinion than there is respecting the compost in which it ought to be grown. All that seems necessary is to imitate, as closely as possible, its situation upon its native mountains. The

rapid drainage furnished by its Alpine situation must be provided by broken pieces of tile or pottery thrown into the bottom of the pots, and a good glass frame, covered with canvass and mats, must be substituted for the deep covering of snow which envelops it upon its native mountains, to protect it from cold winds and intense frosts. This being done, the cultivator of the Auricula may consider his plants perfectly safe in the most tempestuous weather. He will, however, occasionally take a glance at them, even in the middle of a deep storm, to see that all is right and free from wet, which will generally be the case if his glass be perfect, his covering sufficiently thick, and his foundation dry. The writer of this article places his pots and frame upon a bed of dry ashes, a foot or so thick, which effectually keeps out the snails and slugs, and prevents the pots from imbibing too much moisture from the earth, which, at this season of the year, is anything but beneficial.

As soon as the stormy weather of winter disappears, and the balmy zephyrs of spring again begin to fan the cheek, the plants must be exposed to light and air,

“From morn to noon, from noon to dewy eve,”

except in very cold windy weather, when the frames must be kept closed. About the end of February or the beginning of March, the Auricula begins to grow rapidly after a winter of torpor. The pots must then have as much of the soil removed as can be conveniently done without interfering with the top fibres, and be top-dressed with fresh compost, such as is recommended above. Plentiful waterings, twice or thrice a-week, may now be given with safety, and the plants will begin to grow with rapidity and vigour.

*(To be continued.)*

---

#### ARTICLE IV.

#### ON THE ORIGIN OF THE PINK.

BY MR. THOMAS IBBETT,

MOUNT PLEASANT, BULL'S FIELD, WOOLWICH.

If a florist feels a greater degree of pleasure at times more than others, it is when he beholds some new and first rate flower, which naturally leads him to an inquiry as to its name, by whom it was



raised, or its method of culture. It rarely occurs but that there is a pleasure in tracing its origin, more particularly when it comes within that sphere of amusement cultivated by himself. There having been, in my humble opinion, no true account given, or statement made, by any person relative to the above-named flower, which within a few years has raised its head almost from insignificance to a place worthy the admiration of all florists, I flatter myself that no person is in possession of better information upon this subject than myself, having been particularly acquainted with the raiser of the first-named Pink which came under the notice of the public, as also having had access to his books, as well as personal information from him. The first Pink worthy of notice was raised in the year 1772 by Mr. James Major, who was then gardener to the Duchess of Lancaster; previous to which there were but four sorts, and those of very little note, being cultivated only for common border flowers. Mr. Major having saved some seed in 1771, he reared several plants, which, blooming the next season, one out of the number proved to be a double flower with laced petals, at which he was agreeably surprised, although he considered it as being only in embryo, and the prelude to some further advance, to be developed at some future period, which is now verified by the rapid strides this beautiful flower has made within a few years. Mr. Major also informed me that he made his discovery known to a professional gentleman, (a florist,) who came to see it, and offered the sum of ten guineas for the stock; but he declined the offer till he had consulted more of his floricultural friends, which having done, one gentleman told him he had done perfectly right in not accepting the offer, and advised him to increase the stock for the ensuing year, and then offer them for sale to the public. He took the hint, and accepted this advice of his friend, and sold it out to the public at 10s. 6d. a pair, under the name of Major's Duchess of Lancaster, the orders for which amounted to the sum of 80*l*. One order to a single individual of 40 pairs was delivered at the above price; and I think I may venture to say that no person has ever been able to make half that sum by any new Pink since.

Some of my readers may have had an opportunity of seeing a work, published in 1792, "A Treatise on the Culture of Flowers," by James Maddox, of Walworth, florist, and in p. 16 they will find it

thus written :—" The great improvements made in the Pink are of very recent date, and hitherto chiefly, if not wholly, confined to this kingdom; in short, we may venture to assert that a Pink, called Major's Lady Stoverdale, raised from seed in the southern part of England by the person whose name it bears, was the first that deserves to be classed among such as are held in esteem by florists. It was raised about 20 years since, and was the first Pink possessed of that singular and beautiful ornament, called a lacing, which is a continuation of the colour of the eye round the white or broad part of the petals, that gives it a most elegant appearance."

I took Mr. Maddox's work to Mr. Major, and pointed to the above insertion; in reply to which he told me that Mr. Maddox was right as to his being the raiser of the first double-laced Pink, but not the one he quotes in his work, as the Lady Stoverdale was not raised by him till two years after his Duchess of Lancaster, it being a seedling from it.

With due respect to Mr. Maddox, I think I may venture to say that, in his day, no person could surpass him for general knowledge in the culture of florists' flowers, as well as leaving behind him many valuable receipts, which do not appear to have been surpassed to the present day. He (Mr. Major) lived many years in the parish of Lewisham, in the county of Kent, and died on the 18th March, 1831, at the advanced age of ninety-four years.

Having myself been a Pink grower and shower for years, and being in the habit of attending at many exhibitions of that flower, I will endeavour to give some information that came more immediately under my notice the past year. The show of Pinks at Clapham, in the county of Surrey, at which society I had the honour of being one of its censors, as also in the same delightful capacity some years previous, on which occasions there have been a most excellent display of blooms, with good awards for merit, and the society is in a very flourishing state, being supported by many respectable individuals, and the day in question reflected great credit to the members of the society and its supporters. I was also at the West Kent Pink Society's show, held at the Tiger's Head, Chislehurst, and which was the finest show at which I had ever been present, and not less than seventy persons sat down to dinner provided for the occasion. Eleven prizes were awarded, eight for the stands of

twelve dissimilar blooms, two prizes for the members' own seedlings, and one prize open to all England, and which was awarded to me for a seedling that I named Captain Dean Dundas, and have no doubt but that the ensuing season it will be the finest in the kingdom. There has been a new Pink sent out under the name of the Ne Plus Ultra. Should any grower of it feel disposed to show it against Captain Dean Dundas at the last-named society for the same sum, I will with great pleasure bring the gallant Captain into the field for the third time, and he shall be attended by my Prince Albert; and should he take the right, I will place my Victoria on the left, who will not be afraid to show herself against any Victoria at present sent out.

P.S. Should the above remarks be found worthy of a place in your valuable Cabinet, I shall at any future time feel a pleasure in forwarding any information that I think may be useful.

[We feel greatly obliged to our respected correspondent, and shall be glad of any other communication.—CONDUCTOR.]

---

## ARTICLE V.

### ON GROWING THE PETUNIA AS SPECIMENS ON LAWNS.

[BY MR. G. SPARY, WESTMEON, HAMPSHIRE.]

NOT having seen in any number of your CABINET a method of growing the Petunia as specimens on lawns, I beg to send you my plan of cultivating it, which, though very simple, at the same time by the mode I adopt, I have grown 'plants surpassing any I have yet seen elsewhere of the kind. To some of your numerous readers it no doubt will be nothing new, but to the majority of them it probably will.

In the beginning of February I take plants that were struck the previous autumn, and had been potted into forty-eight sized pots to the number required, always choosing the best plants I have; I then pot them into thirty-twos, filled with equal parts of loam from an old melon bed and leaf mould, with a little sand, which when filled with roots I shift them into twenty-fours, and lastly into sixteens.

After I commence potting in February, I either place the plants in a warm part of the greenhouse, or in a pit having about sixty degrees of heat, either place I find will do. If I find the plants not as

sufficiently strong as I could wish, I pinch off the tops of the principal shoots which soon induces the strength required ; and when they begin to make shoots of some length I commence training them to sticks, always giving plenty of room, and this I continue till the latter end of May, at which time I plant them on the lawn.

After choosing the place I intend them to grow, I remove the turf to make a hole sufficient to take two barrows full of the compost recommended for potting. After planting, I lay down again a good part of the turf, leaving only a small space open.

When the plant has been in this situation long enough to have made shoots three or four inches long, I drive in four stumps or sticks about six inches from the centre, forming a square, having two feet above the surface ; on these I fix a *wood hoop*, three feet in diameter, with two strips crosswise to nail it to the stumps : the hoop is made as neat as possible or it has a clumsy appearance ; I have it previously painted. To this I train the plant, which soon covers it. After it has made shoots six inches long over this first hoop, I lay on another secured to the first and made in the same way, five feet in diameter ; this I generally find sufficient.

By the above mode of cultivation I have grown a plant of *Petunia Superba* *twenty-one feet in circumference*, forming a complete table of beautiful rosy purple blossoms and much admired by all who have seen it.

Should you think the above remarks worthy a place in your valuable publication, I might offer more at some future time.

[We shall be glad to hear from Mr. Spary again.]—CONDUCTOR.

---

## ARTICLE VI.

### AN EXTENSIVE LIST OF PINKS, IN REPLY TO E. H.

BY MR. WILLIAM HARRISON,

SECRETARY TO THE FELTON FLORICULTURAL SOCIETY.

HAVING just received the March number of the *CABINET*, and perceived that E. H., of Stirlingshire, is inquiring after a list of good Pinks, I take this opportunity of saying that I think his wants cannot be better supplied than by my forwarding you for insertion in your May number the following extensive list, which I have extracted from the very comprehensive catalogue of Messrs. Tyso, of Wallingford, which I have just received. I have no doubt that any of the kinds would suit the purpose of E. H., as those of them that have

come under my own observation may be relied on as suiting for floricultural *competition*.

Acre's Lord Brougham.  
 Alderman Thirtle.  
 Ambrose's Lady Hill.  
 Bampton's Radical.  
 Barlow's George IV.  
 ——— Ruler.  
 Barrett's Conqueror.  
 Bow's George IV.  
 Benby's Hero.  
 Bexley's Beauty.  
 Bray's Invincible.  
 Bridge's Queen.  
 Buffield's Beauty.  
 Catlin's la Belle Alliance.  
 Chappel's Faerie Queene.  
 Church's Triumphant.  
 Clark's Adonis.  
 Collin's Majestic.  
 Coppin's Duke of Bedford.  
 Countess of Plymouth.  
 Crud's President.  
 Davey's Apollo.  
 ——— Britannia.  
 Dry's Earl of Uxbridge.  
 Ford's Victory.  
 Forster's William IV.  
 Green's Botley Hero.  
 Goulton's George IV.  
 Hardstone's Mammoth.  
 Hopkins' One in the Ring.  
 Ibbett's Triumphant.  
 Jelf's Mary Ann.  
 Kean's Reformer.  
 Kellner's Matchless.  
 Knight's Lady Ackland.  
 ——— Lord Brougham.  
 ——— Nonpareil.

Knight's Queen Adelaide.  
 ——— William IV.  
 Langford's Laced Beauty.  
 Lock's Oxonian.  
 Lord John Russell.  
 Mann's Dr. Summers.  
 ——— Duchess of Buckingham.  
 ——— Miss Ricketts.  
 Miss Blackstone.  
 Norman's Benjamin.  
 ——— Defiance.  
 ——— Mary Ann. }  
 Parry's Union.  
 Pindar's Lady Hallowell.  
 Rollinson's Ruler of England.  
 Shenton's Queen of the Isles. }  
 Stevens' Sir George Cook.  
 Thompson's Princess Charlotte.  
 Thurtell's Climax.  
 ——— Indispensable.  
 Tom Davey.  
 Tyso's Alexis.  
 ——— Josephine.  
 ——— Landgrave.  
 ——— Letitia.  
 ——— Otho.  
 Unsworth's Omega.  
 Vanderberg's Bolivar.  
 Wallis's Unique.  
 Weeden's Queen Victoria.  
 Westlake's Hero.  
 ——— Heroine.  
 White's Warden.  
 Willmer's Duchess of Kent.  
 ——— Queen Victoria.  
 Young's Joe Miller.

To the above extensive list I subjoin the following, which are a good deal cultivated by the amateurs of this county (Northumberland). They may all be relied on as fit for the bed of a competitor; and if E. H. is a member of a competing florists' society, I have no doubt that he would find them to answer his purpose.

Unsworth's Omega.  
 Hogg's Beauty of Middlesex.  
 Dawson's Gauntlet.  
 Harrison's Emma.  
 Falconer's Purple Perfection.  
 Sabine's Queen Victoria.  
 Neighbour's Countryman.  
 Tagg's Wellington.  
 Bexley's Beauty.  
 Wailes's Beauty.  
 Westlake's Hero.  
 Lord Archibald Hamilton.

Davey's Juliet.  
 ——— Britannia.  
 Blanchard's Lady Jane.  
 Brooks's Eclipse.  
 Bradwell's Hero.  
 Smith's Mistake.  
 Kean's Reformer.  
 Turner's Britannia. }  
 Stephen's Waterloo.  
 Barrett's Conqueror.  
 Miss Cheese.  
 Lock's Glory of Newport.

Some of these occur in Tyso's catalogue, but I have put them all down to let E. H. know what kinds he may expect to find in Northumberland when he takes a journey "over the border."

Many of the kinds here enumerated are surpassingly beautiful; indeed their ground colours are so pure and their edgings so perfect, that the admirer of this tribe of flowers may with justice say that in their production Nature has employed her ablest and most favoured artist. But E. H. will find that many of the smallest kinds, such as "Westlake's Hero," "Lord Archibald Hamilton," "Wailes's Beauty," &c., *lace best*, though they are least esteemed by amateurs on account of the few petals which they contain; while those with very thick pods, such as "Unsworth's Omega," "Bexley's Beauty," &c., though they have far more petals, and consequently rise higher in the centre, or, to use a florist's phrase, *crown better*, and are more prized by competitors on that account, yet they lace much more imperfectly, and are so apt to *burst their pods* out at one side that it is near akin to an impossibility, even with all the bandages and care that a competitor can use, to preserve them in a state fit to be presented for competition.

The hardy nature and easy propagation of the Pink, either by layers or pipings, may with great propriety establish its claim to the appellation of "The Poor Man's Flower," while its unassuming beauty and delightful fragrance make it a decided acquisition either in the flower garden or the drawing-room *bouquet*.

These few remarks will, I trust, not be considered inappropriate when addressed to a person who is inquiring after a list of good pinks, and who is probably only beginning to form his collection of them. But I have no doubt, Mr. Editor, that you are considering them *long enough*, and the above lists sufficiently extensive; and as I feel sure that E. H. will find them satisfactory, I shall not trespass farther upon your space at present than to assure you that I continue a sincere well wisher to your FLORICULTURAL CABINET.

---

## PART II.

## LIST OF NEW AND RARE PLANTS.

## NOTICED IN PERIODICALS.

**ARMERIA FASCICULATA.**—Fascicled Thrift. (Bot. Reg. 21.) Plumbaginaceæ. Pentandria Pentagynia. (Synonyms, *Statice fasciculata*, *spinifolia*.) A native of the warmer parts of Europe, as Corsica, Portugal, &c. De Candolle states, "It resembles *A. Vulgaris* in many respects. From its collar rise three or four stems to about four inches high, each bearing a head of flowers similar to the common Thrift." It is cultivated in the gardens around London, where it forms a pretty bush, looking like a young Pine-fir, and produces numerous heads of pretty pink flowers in August and September. It flourishes in the open border in summer, but requires winter protection.

**BOMAREA SIMPLEX.**—The Simple. (Bot. Mag. 3863.) Amaryllidaceæ. Hexandria Monogynia. Three varieties were brought from Cusco by Mr. Pentland, and have bloomed in the open ground in front of the greenhouses in the garden at Spofforth. The form of the flower is like a close-flowered *Alstræmeria*, which has pendulous blossoms. Each flower is rather more than an inch long. Sepals reddish; petals of a greenish-yellow, spotted with red or purple. The flowers are produced in umbels, three or four in each; they are interesting and pretty.

**CHYSIS BRACDESCENS.**—Bracteated. (Bot. Reg. 23.) Orchidaceæ, Epidendriæ. Gynandria Monandria. An Epiphyte from Mexico. It was imported from thence by George Barker, Esq., in whose fine collection it has bloomed. The flowers are produced four or five in each raceme. Petals white, labellum yellow inside and white outside. Each blossom is about two inches across.

**COBURGHIA COCCINEA.** Scarlet flowered. (Bot. Mag. 3865.) Amaryllidaceæ. Triandria Monogynia. Sent from Lima to Spofforth by John Maclean, Esq., who discovered it in one of his excursions over the Cordillera, who dug up the two bulbs he transmitted. They were potted in rich alluvial soil, with a little rotten manure, and flourished well, standing out all the summer and autumn of 1839, the season being unusually wet and cold, but they appeared to dislike sunshine and fine weather. At the approach of winter the leaves perished, when the pots were set dry in the greenhouse. One of the bulbs flowered again at the end of October, soon after the pot had been set dry, from which circumstance it is evident that the plant may be bloomed twice a-year, allowing a season of dry rest between. The flowers are produced in a scape, four in each, pendulous, of a beautiful carmine colour. Each flower is about an inch and a half long.

**COBURGHIA TRICHROMA.**—Three-coloured. Amaryllidaceæ. Hexandria Monogynia. Sent from Lima to Spofforth, where it has bloomed. The flowers are of a light scarlet, about two inches and a half long. The limbs of the petals are lighter coloured at the edges, with a green stripe up the middle of each. Very pretty. The Coburgias like a strong alluvial and well-manured soil. They are often found wild on inaccessible rocks on the edge of a precipice, and sometimes deeply imbedded in the drift soil.

**COLEA FLORIBUNDA.**—The Yellow Rei Rei. (Bot. Reg. 19.) Bignoneaceæ. Didynamia Angiospermia. Inhabits the forests along the east coast of Madagascar. It is a shrub, and by the Malgaches called Rei Rei. It has recently (August last) bloomed, probably the first time in Europe, in the collection of the Duke of Northumberland at Syon. It is a stove plant, of a stately habit, growing seven or eight feet high. The leaves are very noble in appearance, something like the Walnut in form, but far exceeding in size. The flowers are produced on the last year's wood, just above where the leaves had fallen from; they are in umbels, of a bright yellow-ochre colour with a pale border. Each flower is about an inch across. *Colea*, after General Sir G. Lowry Cole, Governor of the Mauritius.

*CROCUS SUAVEOLENS*.—Sweet-scented. (Bot. Mag. 3864.) Iridaceæ. Triandria Monogynia. Sent from Naples to Spofforth, where it has bloomed. Sepals cream-coloured striped with dark. Petals violet-purple.

*CROCUS SPECIOSUS*.—Showy Crocus. (Bot. Mag. 3861.) Iridaceæ. Triandria Monogynia. The flowers are large. Sepals of a bluish-purple, each having three dark lines lengthwise. Petals of a paler colour with numerous darker lines and veins, giving the whole an interesting appearance, recommending it to every early flower border.

*CALLITHAUMA VIRIDIFLORUM ET ANGUSTIFOLIUM*.—Narrow-leaved green-flowered. (Bot. Mag. 3866.) Amaryllidaceæ. Hexandria Monogynia. The flowers are of an emerald-green colour, near four inches long. The stem is said, in its native country (Peru), to grow several feet high, and to be an object of much curiosity. It has been introduced to the collection in the Spofforth garden.

*HERBERTIA PULCHELLA ET CÆRULEA*.—Pretty and blue-flowered. (Bot. Mag. 3862.) Iridaceæ. Hexandria Monogynia. A native of Buenos Ayres. Two varieties are figured; one with lilac-coloured flowers, and the other pale violet-blue. Each are slightly spotted at the claws of the petals. The dwarf growth of the plant and pretty interesting flowers recommend it as deserving culture.

*IMPATIENS CANDIDA*.—White Balsam. (Bot. Reg. 20.) Balsaminaceæ. Pentandria Monogynia. It is a noble growing species, from the Himalayan mountains. It has bloomed in the collection of the London Horticultural Society. The stems grow about six feet high. The flowers are white, speckled with crimson, each about two inches across. They are produced in constant succession during autumn.

*TRIPTILION SPINOSUM*.—Spiny. (Bot. Reg. 22.) Asteraceæ. Syngenesia Polygamia Æqualis. A most beautiful herbaceous plant from Chili, where it is called *Semperviva*, on account of the permanence of its deep azure flowers. It has bloomed in the collection of the Countess of Grenville at Dropmore. Mr. Frost, the gardener, says he has bloomed it for the last three years, but has only been able to get two young plants from seed, as it seeds very sparingly. The plant is herbaceous, with a fleshy root like a small *Dahlia*. The stems rise about two feet high, and produce their flowers in corymbs very numerous, making a most splendid show. The plant has hitherto been kept in the greenhouse, but it is probable a cold pit will be quite sufficient for its winter protection. It is a most desirable plant, and deserves to be grown in every flower garden.

## PART III.

### MISCELLANEOUS INTELLIGENCE.

#### QUERIES.

ON *FUCHSIA FULGENS*.—W. W. would thank any of our correspondents, through the medium of the CABINET, to inform him the best mode of treatment for *Fuchsia fulgens*; whether it is the mode to cut it down close to the pot, or not; and likewise the due time to put it to work.

ON *MARTYNIA FRAGRANS*.—"A subscriber" to the FLORICULTURAL CABINET, wishing to see a representation of the "*Martynia fragrans*," will feel obliged to Mr. Harrison if he will in next Number inform him in which Number of the Botanical Register it is figured, as he does not understand the figure 6 placed after it at page 67 of the FLORICULTURAL for March, 1841.

Chelsea, March 20, 1841.

[In the Botanical Register the plates are numbered from January in each year; so that the *Martynia* is the sixth plate of the present volume, and is in the last January Number.—CONDUCTOR.]



ON A LIQUID FOR HEALING THE WOUND MADE BY TAKING CUTTINGS OFF PLANTS.—Allow me to propose a subject which your readers at large might most beneficially exercise their minds on—the application of any matter, whether in the liquid, dry, or other forms, which would act, as it were, immediately in healing the wound of a cutting; for I believe it is a certain truth, that until the callus be formed, or, in other words, the wound healed, no emission of roots takes place; and the idea has often occurred to my mind, that a good chemist may be able to suggest that which would most readily effect the object, and so hasten the time of striking a cutting. He would also be thus discovering a certain means of working all plants which can be propagated by detached portions.

February 25, 1841.

X. Y. Z.

ON TULIP JUDGMENT.—As the season for the inspection of the Tulip is again fast approaching, I take the liberty of proposing the following query, through the medium of your widely circulated Floricultural Cabinet, on the judgment of the Tulip. My motive for troubling you on the subject is simply because the very circumstance once happened at the Felton exhibition; and as it is possible that such an occurrence may happen again, your opinion, or the opinion of any of your experienced Correspondents, who may have been judges at any of the exhibitions in the South, would exceedingly oblige me.

The query is this:—A and B are competitors at the exhibition of Tulips, and each exhibits a bloom of the same flower. A's is a beautiful Tulip, of fine form, pure bottom, good cup, and perfect feathering. B's flower is equally good in form, bottom, and cup, but the feathering round two petals is imperfect, the ground colour running completely up, and dividing the feathering at the apex. A's flower is candidly admitted by all the competitors themselves to be the best flower in the room, but in brushing out the scattered pollen from the bottom of the cup, A unfortunately breaks off the half of one of the stamina, and in this state the flowers are left for the decision of the judges. The judges enter the room, and after their award is given it is found, on examination, that they have rejected A's flower and preferred B's, with its imperfect feathering, which consequently receives the prize. The question is—was this a just decision? Some have thought it was, and others the contrary; and this makes me desirous of having the opinion of some respectable and experienced gentleman, through the medium of the "Cabinet."

Some of your readers, Mr. Editor, may perhaps think that this is of too trifling importance to merit much attention; but as it is only by attending to such minutiae that a correct judgment of Florists' flowers can be attained, I trust that you will give it your attention in a future number.

By so doing, you will confer a great favour on

WM. HARRISON.

*Felton Bridge End, February 17, 1841.*

P.S.—It must be understood that these two flowers were of a favourite variety, such as had often taken a prominent prize, and the only two of that sort in the room.

ON HEATING A GREENHOUSE, &c.—I observe in the Number for February, 1841, some remarks upon building green-houses. You would oblige many of your subscribers by giving a few hints on this subject from your own experience and observations, but most especially as to the best method of heating small green-houses. I see many remarks upon stoves, both the Arnott stove and Vesta stove, but we should be glad to learn your own opinion upon this point.

If there are any objections to heating a green-house with a stove, if so, what are they; and what is the best stove for a green-house 19 feet long by 16 broad.

In the county Wexford, Ireland, climate milder, but less hot sun and more damp than England; many plants doing well in the open borders during winter that will not do so in England.

L. C.

[We will give some remarks on the stoves, &c. in our next. We have not tried the stoves mentioned, and so very opposite have been the opinions given us, that we have been quite perplexed in the matter.—CONDUCTOR.]

ON *Echeveria gibbiflora*, &c.—A subscriber and constant reader of the *FLORICULTURAL CABINET* wishes to suggest, as an improvement in your notice of "New or rare Plants," that they should *always* be described as annuals, biennials, or perennials; also as hardy, half-hardy, greenhouse, or stove plants; also it would afford much facility to your readers, if the name of the month were inserted at the head of each page. The writer also would feel obliged by your informing him the treatment required to bloom successfully the *Lechenaultia formosa*, as with him the flowers drop off, and the little branches wither and die; also what *treatment* and *temperature* is required to bloom the *Echeveria gibbiflora*. Is it a greenhouse or stove plant?

February 13th, 1841.

[We give the description of the plants as far as we possibly can ascertain what they are. If we find that in any way we can further elucidate the particulars, we will do it. We saw some very splendid specimens of the *Lechenaultia*, in bloom, at the London exhibitions last season. We hope some of our friends who exhibited them will give our correspondent the particulars of treatment to grow the plant as desired. The *Echeveria* flourishes well in a warm greenhouse, treated as succulents are.—CONDUCTOR.]

ON LIQUID MANURE FOR PELARGONIUMS.—In the excellent article on the culture of *Pelargoniums*, in the November number of the *CABINET*, contributed by the "Foreman of a London Nursery," I observe that the occasional use of *liquid manure* is strongly recommended for strengthening the growth of the plants and heightening the colours. I wish to know how this preparation is obtained. Is it extracted from horse-dung, or cow-dung? and should the manure be used *fresh*? I am unwilling to trouble your valuable contributor in giving an answer to what your professional readers may probably consider as a very silly question; but I can get no information on the subject from my gardening friends in the country, and I regard it as one of the great advantages to be derived from your publication, that there is every desire to encourage the efforts of mere tyros in this very delightful amusement. Will you also favour me, in an early number, with a list of from twelve to twenty-four of the most profuse blooming sorts, and also of the most vigorous habit, omitting the very high-priced plants?

I observe that the young leaves on many of my plants are very much curled, and the fibres of the leaves, on the under side, appear brown and corroded. The green fly was in the house a short time since, but they are now quite extirpated, and I cannot perceive traces of any other insect. Can you explain this?

February, 1841.

A SUBSCRIBER.

[The injury the green fly then effected is only now being developed. As they attack the very young leaves, by puncturing and extracting from them, the more visible the injury as the leaves enlarge. The liquid may be made by *well-rotted manure* being thrown into a tub or cistern, among water; but where there is a hot-bed, as for cucumbers, &c., a vessel should be sunk in a low situation, so as to receive the drainings. Or such a provision being had near to a farm-yard, where dung is retained for a length of time. Never use *new manure* for the purpose.—CONDUCTOR.]

#### ANSWER.

ON A BEAUTIFUL LILY, &c.—Observing that, in your February number, you request information regarding the beautiful Lily which your Fulham correspondent, A. A., observed in France, I may mention that the name he gives, "*Lilium Mirocale*," is evidently a corruption from the French word "*Hemero-calle*," or the Italian "*Emerocale*," and that it is, as you suppose, one of the day lilies (*Hemero-callis*). As it has a different botanical name in France from what it has in this country, you will probably pardon me for giving the botanical description from a French botanical work by M. Dumont Coursel.\* This will

\* *Le Botaniste Cultivateur*, Edit. 1802.

enable any botanist to ascertain the identity of the plant. He calls it, "Hemiochalle à feuilles de Plantain (*Hemerocallis plantaginea*). It is the *H. Cordata* of Cels. Leaves radical, on foot-stalks, heart-shaped, nerved like those of *Plantago major* (the greater Plantain); their foot-stalks channelled, embracing the stem; stem often drooping, one foot high, bearing at its summit several large flowers, with very long tubes, of a beautiful white, and of a sweet smell. Each flower grows in the hollow of a foliaceous and concave spathe." He mentions that it is a native of China, and flowers in August and September; and says that it requires the orangery or greenhouse, ought to have a good strong soil, and will not flower without getting much water, and a heat while in a growing state.

Although I have no doubt that the plant above described is the plant in question, I can only say that I suppose it is the same plant now known in this country as the *Funkia subcordata* spr. in "Loudon's *Hortus Britannicus*." This plant is figured in the "Botanical Magazine" as *H. Japonica*, tab. 1433; in "Andrews's Repository," tab. 194; in the "Botanical Register," as *H. Alba*, tab. 75; and "Kempfer *Icones Selectæ*," tab. 11. As the plant appears a desirable one, I fear I have encroached on your space. If so, shorten it.

SCORUS.

[We thank our correspondent for the favour, and hope it will not be the last.—CONDUCTOR.]

Will you be good enough to state the principal points in the flower of the Geranium, and how those different points are reckoned by the judges at the shows?

I wish the same information regarding *Calceolarias*, as nowhere have I seen any rules for determining the preference of different plants.

SCORUS.

#### REMARKS.

ON PLANTING RHODODENDRONS, &c.—Respecting the depth of peat earth required for Rhododendrons, whether they are perfectly hardy and game-proof, I beg to offer the following remarks, which, from my experience, of from thirty-five to forty years, as well as being the most extensive grower in the kingdom, I flatter myself may be relied on. You are aware that it is not, but ought to be, generally known that all (or with but few exceptions) plants generally known as Americans will flourish in a much less portion of peat earth than is generally allotted to them, and which prevents this most beautiful family of plants being more generally introduced, as on most estates a compost may be prepared at a moderate expense to answer the purpose. Of course, when bog can be easily obtained, compost is out of the question; but even then I find many will carry a better foliage than when planted in all the former. I would recommend your subscriber to add to the bog an equal quantity of loam, the same of decomposed vegetable matter, such as leaf-mould, rotten wood, or turt, with one-eighth part of good sharp sand: this would carry the whole of the hardy Rhododendrons, *Kalmias*, *Azaleas*, &c. &c.; whilst the more common, such as *R. Ponticum*, with two or three of its varieties, *R. maximum*, *Azalea Pontica autumnalis*, and some others, will grow in almost any loamy soil, with only a small portion of the above composition round the roots of each to start them, if the ground is only first properly prepared, which consists in its being well trenched, keeping the surface or swardy part at top; this is most essential to the well-doing of all plants in forming a new plantation. One and a half to two feet would be quite a sufficient depth for the mould of clumps in general. The common Rhododendrons are all quite hardy, and free from the ravages of game.

I might here also observe that I consider *Berberis aquifolia* one of the prettiest hardy evergreens, and perhaps the best adapted for the outside planting of coach roads, &c.

M. WATERER.

Knap-hill and Bagshot Nurseries.—(*Gardeners' Gazette*.)

Mr. Appleby, gardener to Thomas Brocklehurst, Esq., M.P., of the Fence, near Macclesfield, observes:—

“ In the Botanical Register for this month is an observation that the genus *Cyrtopodium* does not flower freely in the Orchidaceous houses near London. As I have been successful in blooming several of that genus last season, and they are now showing flowers again, I send you the particulars of the method by which I have succeeded. As soon as I perceive the buds springing at the bottom of the pseudo-bulbs, I take the plants and carefully shake off all the old soil, and cut off all the decayed roots; I then pot them in large pots well drained, in a compost of turfy loam chopped into pieces about the size of pigeon eggs, and peaty turf broken in the same manner, and leaf-mould about half rotten, in equal parts; to which I add about an eighth of bones, also broken into small pieces; I mix these all well together, and place the plants as near as possible level with the rims of the pots, and finish by giving a good watering to settle the compost. The plants are put in the warmest part of the house, and watered very moderately at first, increasing the quantity as the plants advance in growth until the leaves are fully developed, when I give them manure water once a week to encourage the production of strong pseudo-bulbs, without which it is in vain to look for flowers. In this I succeeded to my satisfaction; and last year had the pleasure to perceive the flower-stems appearing at the same time as the bulb shoots. I had flower-stems five feet high, with numerous side branches, making a bundle of flower-stems on one shoot more than 18 inches diameter. They are coming up this year equally strong. As soon as the pseudo-bulbs are perfected I gradually reduce the water, and when they are at rest I give them no more. To induce more perfect quiescence I have them removed to a cool dry house, the average temperature of which is about 55°. The essentials of this method are, to use a rather rich but open compost, to give plenty of water during growth, and a season of complete rest. Those who attend to all this need not fear flowering *Cyrtopodiums*. We have now in flower here *Dendrobium nobile*, a fine specimen, with spikes of 10 and 12 blossoms each; *D. cœrulescens*; *Cyrtochilum maculatum*; *C. Bictoniense*; *Epidendrum aurantiacum*; and a fine var. *Epidendrum ciliare*; var. *latifolium*; *E. capitatum*; *E. nutans*; *E. nocturnum*; *Leptotes bicolor*, minor and major; *Cymbidium sinense*; *Brassavola nodosa*; *B. angustata*; *B. tuberculata*; *Oncidium Cebolleta*; and a var. *O. ampliatum*; *Brassia caudata*; *Gongoras*, several species; *Lissochilus parviflorus*; *Bletias*; *Cypripediums*, &c. &c.; altogether making our Orchidaceous houses very gay, forming a strange yet pleasant contrast to the savage winter now howling around us.”

DESCRIPTIVE LIST OF NEW GERANIUMS, by J. K.—Indian Chief (Gains's). The upper petals nearly black, with a small white mark round the edge, under petals pink, sometimes has a spot on each, good form and habit.

Lady Broughton (Gains's). The upper petals dark crimson, with a pink mark round the edge, the under petals pink, good form.

Incomparable (Gains's). A very fine clear white, with large furry spot, good form and habit.

Fire Ball (Gains's). A very brilliant scarlet, similar to *Isidorianum*, but much finer shape and growth.

Exquisite (Gains's). Orange pink, with large dark spot, fine form and habit.

Queen (Parsons'). Colour similar to *Lady Denbigh*, much rounder flower, petals of great substance.

Mary Guy (Stewart's). Rich, rosy purple, exquisite shape, compact habit, and immense bloomer.

Tamburini (Stewart's). Peach colour, upper petals covered with black, of good form and habit.

Duchess of Richmond (Stewart's). Similar in colour to *Fosterii Rosea*, with dark spot, and beautiful cupped petals, very fine form and habit.

Miss Hawtrey (Stewart's). Bright rose, form round, petals with pure white throat, and large black spot of excellent form and habit.

Louisa (Wilson's). The upper petals of this splendid flower have a fine dark-

clouded crimson spot shaded to the edge with rosy crimson, the eye white, the lower petals rosy pink, very large, and of extra fine form and habit.

Anna (Wilson's). The ground colour of this beautiful flower is a fine clear white, with a splendid, rich, dark crimson spot, of extra fine form and habit.

Alicy (Wilson's). Upper petals nearly covered with a very dark crimson spot, delicately shaded to the edge with light pink, lower petals rosy pink, large flower, good form and habit.

Fulgens (Wilson's). Fine scarlet crimson, with dark spot having a light centre, lower petals scarlet crimson, a good shaped flower.

Maid of Saragossa (Wilson's). Upper petals fine rose, with large dark spot, lower petals beautiful pink, good form.

Sylphide (Wilson's). Upper petals fine, dark clouded spot, shaded to the edge with rosy crimson, lower petals fine pale rose, of good form and habit.

Assassin (Wilson's). Upper petals crimson spot shaded with pink, lower petals rosy pink, good form and habit.

London, Jan. 15th, 1841.

A LIST OF SUPERB PINKS.—In answer to some person who signs E. H., Shropshire, wishing a list of the best sort of Pinks, I take the opportunity of sending the enclosed, being a small portion of the best sorts grown about Woolwich, which has long been celebrated for fine Pinks. They may be had of any of the florists here, viz., Messrs. Norman, Ibbett, &c.

March 9, 1841.

MICHAEL MARTIN, Harden's-lane, Woolwich.

N.B. Thanks to Mr. William Harrison for his cursory remarks on the Tulip in your last; I hope I shall hear from him again.

*Twenty-five Fine Proved Varieties.*

Aker's Lord Brougham.  
 Bernard's Bexley Hero.  
 Burchell's Young John.  
 Church's Rosannah.  
 „ Triumph.  
 Coppin's Duke of Bedford.  
 Colis's Majestic.  
 Cooper's King Alfred.  
 Creed's President.  
 Cousin's Beauty of Kent.  
 Dry's Earl of Uxbridge.  
 Wardstone's Queen Victoria.  
 Hopkins's One in the Ring.  
 Ibbett's Triumphant.  
 Jelf's Mary Anne.  
 Kelson's Countess of Plymouth.  
 Norman's Defiance.  
 „ Mary Anne.  
 Pinder's Lady Hallowell.  
 Stevens's Hon. Sir G. Cook.  
 Shenton's Queen of the Isles.  
 Unsworth's Omega.  
 Willmore's Queen Victoria.  
 „ Duchess of Kent.  
 „ Knight of Henley.

Alpha, from Hogg.  
 Agate's Eliza.  
 Bragg's Duchess of Cornwall.  
 Colis's Conservative.  
 Cousin's West Kent Hero.  
 „ Little Wonder.  
 Hughes's Conqueror.  
 „ Lady Barrington.  
 „ Miss Rose Morland.  
 Hogg's Lord Dunraven.  
 Hodges's Gem.  
 „ Black and Clean.  
 Ibbett's Prince Albert.  
 „ Jim Crow.  
 „ Captain Dundas.  
 Jelf's Ne plus Ultra.  
 Morrill's William Hume.  
 MacCloud's Seedling.  
 Prior's Queen Victoria.  
 Robinson's Blackheath Hero.  
 Smith's Dr. Coke.  
 Wallis's Unique.  
 Willmore's Prince Albert.  
 Thurtell's Indispensable.  
 „ Mile End Defiance.

[Twenty-five new varieties; have seen nearly the whole of them; I consider them fine.]

VICTORIA REGIA.—Seeds of this, the queen of hothouse aquatic plants, have at length been procured in a fresh state by Mr. Schomburgk, who, after distributing a part among his friends, has left a few for sale in the hands of Mr. Pamplin, Queen-street, Soho. These seeds were procured after the coloured man, who acted as cockswain during Mr. Schomburgk's last expedition, had revisited, for the third time, the region where the plant grows. The two previous times he did not find it in seed, but he brought down some plants, which, at

their arrival in Georgetown, were neglected, and consequently perished. On his return from the second trip, he brought two more plants to Georgetown, which are reported to be growing at Mr. Bach's, who has planted them in a pond in his garden. It is, therefore, probable that we may succeed in getting the plant alive to England; but some fear is entertained that it is, like Euryale, an annual.

### FLORICULTURAL CALENDAR FOR MAY.

**PLANT STOVES.**—Very little fire-heat will now be required, only applying it in cold weather. The plants will progressively require an increase of air and water. If any want an increase of pot-room, it should be attended to as early as possible; otherwise, if not watered frequently, the foliage or flowers will be liable to suffer, turn brown, or fall off the plant. Keep the plants free from decayed leaves, moss, &c. Frequently stir the surface of the soil. When any casual irregularities in form occur, prune or tie the shoots as required. It is a good time for propagating by cuttings, suckers, seeds, &c., placing them in moist heat.

**TENDER OR STOVE ANNUALS.**—When it is desired to have some plants to bloom late in autumn, as Balsams, Cockscombs, Brouallias, &c., seeds should now be sown, and the plants be potted off into small sized pots as soon as they are large enough, using a rich soil.

**GREENHOUSE.**—During the early part of May, a few frosty nights generally occur, in consequence of which, it is advisable not to take out the general stock of plants before the middle of the month, or even, in cold situations, before the 25th. Whilst the plants, however, remain in the greenhouse, let them have all the air that can be given during the day, and at nights, if no appearance of frost. Particular attention will now be required to afford an ample supply of water to free-growing kinds of plants. Frequently syringe them over the tops at evening, just before sun-set. If any of the plants be attacked with the green fly, or any other similar insects, apply a sprinkling of tobacco-water, diluted with water, by adding to one quart of the liquid five of water; in applying which to the plants, syringe them under, as well as on the upper surface of the leaves; a repetition will rarely be required. This mode of destroying the insects is far preferable to fumigation, no injury being sustained by it, even if applied in a pure state. The liquid can be obtained of tobacconists at 10*d.* or 1*s.* per gallon. Inarching Orange or Lemon trees may still be performed. It is a good time for increasing plants by cuttings, striking in moist heat. Greenhouse annuals—as Salpiglossises, Globe Amaranthuses, Balsams, &c.—should be encouraged by a little warmth, and shifted into larger pots early in the month; so that the plants may make a show to succeed the removal of the general collection of greenhouse plants.

Cuttings or suckers of Chrysanthemums should now be taken off, if not done before.—See vol. i. pages 73 and 121; and vol. ii. page 83.

**FLOWER-GARDEN.**—Continue to protect beds of Hyacinths, Tulips, &c. Carnations in pots should be encouraged by manure water, &c., in order to grow them vigorously; care in striking will be required. By the middle of the month, half hardy annuals, as China Asters, Marigolds, &c., may be planted out in the open borders. Some of the best kinds may be potted, as done to the more tender sorts. Many kinds of greenhouse plants, as Petunia, Salpiglossises, Salvias, Fuchsias, Heliotropes, &c., should now be planted out in the open border. Dahlias, that have been forwarded in pots, frames, &c., may be planted out towards the end of the month. Seedlings may be pricked out in a warm situation, having a deep, fresh, rich soil. When Stocks, Mignonette, China Asters, &c., are wished to bloom late in the year, seeds may now be sown, either under frame, or on a warm border. Slips of Double Wallflowers should now be put in under a hand-glass. Seeds of biennials, as Sweet Williams, Scabious, Campions, &c., should now be sown. Tuberoses, for late flowering, should now be planted, either in pots or warm borders.

**AURICULAS.**—(See vol. i. p. 47.) **CARNATIONS.**—(See vol. i. p. 23.) **CHINA ROSE CUTTINGS.**—(See vol. i. p. 48.) **RANUNCULUSES.**—(See vol. i. p. 25.) **ROSE TREES.**—(See vol. i. p. 23.) **TULIPS.**—(See vol. i. p. 24.) **VIOLETS.**—(See vol. i. pp. 48 and 72.)





*Seedling Sparaxis's.*  
*Floricultural Cabinet... June 1841.*

*Dev't Eagle Dick's to sh...*



THE  
FLORICULTURAL CABINET,

JUNE 1st, 1841.

---

PART I.  
EMBELLISHMENTS.

---

ARTICLE I.

SPARAXIS, VARS. (*Hybrid Sparaxises.*)

[Sparaxis, from "sparasso," to tear; in allusion to its lacerated spathes.]

THESE three handsome varieties, represented in our plate, were raised from seed in Guernsey, with numerous others; and the drawings were sent to us by Mr. James Barbel, of that place. They are most desirable varieties, and deserve a situation wherever practicable.

In this country the greater part of the kinds will grow well in a south border, planted about six inches deep, within two or three inches of the wall; or at the front of a greenhouse, conservatory, stove, &c. The soil should be a sandy vegetable mould, as the frost is less likely to affect the bulbs in winter. When planted in such a situation, however, a covering of dry leaves, sprinkled over with soil, that they may not be blown away, is found beneficial. When so cultivated, they bloom much more vigorously than when grown in pots, and continue to bloom from May to August. We have seen them in some instances push flower-spikes to the height of three feet; and in Guernsey we have been informed they have attained even four feet.

When they are cultivated in pots, the compost should be formed of a mixture of sandy loam, decayed leaves, and peat-soil, in equal proportions. The pots should have a very free drainage.

The time of planting is October, the bulbs being inserted an inch deep; immediately after they should be placed in a cool frame, as they only require protection from frost, till the pots are well filled

with roots, when they may be set on the shelves of the greenhouse, and properly attended with water, &c.

When they have done flowering, water should gradually be withheld, the pots be placed where they will be kept dry, till the proper season for repotting, when the balls of earth being carefully broken, the bulbs can be dressed without sustaining injury. By keeping the bulbs undisturbed in the pots as they had grown, they retain their firmness much better than if disturbed, and flower more vigorously than when disturbed as soon as the foliage decays.

They are readily increased by offsets or seeds. The former may be taken off at the time of repotting. Seed should be sown early in spring, in order to allow time to obtain bulbs previously to autumn.

The varieties have been greatly increased by hybridizing, and many very beautiful kinds been obtained. This has especially been attended to by cultivators of flowers in Guernsey, and any attention paid has been more than repaid by the valuable productions.

Bulbs of the kinds now figured, and numerous others, may be obtained at a very reasonable price from the florists of Guernsey. Some of the florists have informed us that they should be very glad to exchange with any amateur or nurseryman for other kinds of plants.

---

## ARTICLE II.

### REMARKS ON THE ADVANTAGE OF DEPRIVING PLANTS OF THEIR EARLY FLOWER-BUDS.

BY S. R. P., GREENWICH, KENT.

IN an article on the *Primula Sinensis*, which appeared in the *CABINET* for August last, I expressed a probability of resuming my remarks on the above subject, to which you were pleased to invite me. In now reverting thereto, I must disclaim any pretensions to reducing such operations to a rule, and content myself by an endeavour to awaken an inquiry that may add another link to the chain of culture, by which many flowering plants may be brought to exceed even their present excellence. In my treatment of the above plant, it will be seen that my aim is to retard the production of flowers until the plant shall have attained a luxuriance of growth sufficient to support the most ample display of blossom. In order to effect this in any flowering plant, it will be necessary to check precocity by immediately re-

moving every flower-bud that may appear until the greatest expansion of foliage be ensured. I fear this is too often neglected by amateurs, to whom only these remarks are addressed ; and the penalty of early pubescence is defective bloom, if not total abortiveness. Permit me here to repeat the words of Mr. Joseph Hayward, which I quoted in the number for January, 1840, when treating on the *Brugmansia*, and which, by a singular coincidence, was applied to the culture of the [*Dahlia* in the same number by Mr. W. Woodmansey. It is, then, remarked by Mr. Hayward, that “ the leaves form the excretory organs of plants and trees ; and whether the supply of food be great or small, a plant or tree cannot attain, nor sustain itself in, a perfect state of fructification until it is furnished with a surface of leaves duly proportioned to the sap supplied by the roots.” This axiom is so good, so essential to a high state of culture, and so desirable to be borne in mind by the horticulturist, that he should adopt it as his motto. Ample foliage before the production of flowers is the desideratum : let the cultivator then, by the strictest observation, seek the best means of promoting it ; he will generally find a vigorous growth adverse to the production of flowers, so long as such a state shall be sustained ; but it will act conversely when it shall have reached its maximum ; therefore, let him use his best endeavours to promote luxuriance until the plant shall have attained its standard of perfection ; but if, during its progress, there should be any disposition to dilate the incipient flower-bud, let it be removed, and, if it be not in the nature of the plant to reproduce blossom-buds the same season, it will be better to lose a year than to have a premature and puny blossom ; one plant well cultivated is worth any number badly grown. Some cultivators, in order to effect a lofty growth, lop away all the under branches, so as to force the sap upwards. Better that the plant be allowed to follow, as far as may be, its natural habit, removing only such shoots as appear stunted or misplaced ; this will give girth to the stem, and preserve a more perfect symmetry. I will here instance the *Fuchsia*. If the taller sorts be so treated, and regularly stripped of their flower-buds, until they have made their desired growth, they may be made to attain their greatest altitude with a pyramidal form, sustaining themselves without any support, their bottom branches sweeping the ground, the others rising branch over branch ; when clothed with their bright, crimson, pendulous

blossoms, they present a picture of floral beauty. Many are the plants that present a stunted or straggling appearance that, by like treatment, might be caused to assume the same symmetrical keeping. The Dahlia, too, (this is ticklish ground,) might, I think, be much improved in the quality of its blossom, whether for the border or as a show flower, if, instead of the unsparing lopping away of its branches, these were carefully preserved, and the blossom-buds more fully displaced; this is borne out by the Chrysanthemum and many other plants, from which, in order to produce fine blooms, we remove most of the flower-buds, while we scrupulously preserve every particle of foliage. I shall pass from this Leviathan of flowers to the more modest but equally well-known Mignonette. How to produce the tree is, I believe, generally understood; but as it will exemplify the subject, I will merely glance at the practice of depriving its leading shoot of its flower-bud; it is again surmounted by another shoot, from which the flower is again displaced; the same routine goes on till the plant has reached the prescribed height, when it is allowed to shoot freely, and it is clothed with its fragrant bloom. By a very similar treatment, the Verbenas may be made either to spread with greater luxuriance on the ground, to trail over the vase, or to climb the trellis; for any of these purposes we have only to persevere in removing the flower-buds, from time to time, as they are produced, and new shoots will be emitted, elongating to a considerable extent, at the same time multiplying in number so as to cover a much greater space. If these be allowed to fall negligently over a vase, or be carefully entwined round a trellis, attached to a large flower-pot, the effect will be in either case exceedingly ornamental. The Anagallis, Petunia, Heliotrope, and various other plants, if subjected to a like training, are capable of the same effect. The Heliotrope I once saw trained round a pillar in a greenhouse eight feet high, clothed with flowers from nearly the bottom to the top. Thunbergias, Maurandias, Rhodachitons, and the whole race of dwarf climbers, will be much improved in growth by removing, as soon as visible, the early flower-buds. If the Balsam be allowed to expand its first flush of buds, the blossoms will neither be so large or so double as they will if the early buds be plucked off. This will create a more luxuriant development of the plant, and the succeeding buds will be produced all over the plant in the greatest abundance, covering it with a pro-

fusion of double flowers, very superior to what would have been the effect if the plant had been allowed to expand its blossom while yet in its infant state. The *Schizanthus* and most annuals may be much improved by removing the first flower-buds. The cultivator will be amply repaid by sowing them (annuals) early in August, pinching off any flowers that may be produced the same year, and thus transferring them to the biennial list. *Lobelias*, particularly *Cardinalis*, *Fulgens*, and the beautiful *Ignea*, by having the centre shoot pinched out, will produce a number of laterals, clothed with elegant flowers for nearly their whole length, instead of one long and almost flowerless stem. *Pentstemon Gentianoides*, *Coccineas*, *Campanula Pyramidalis*, and a variety of the like plants, are subject to the same remark. The *Erysimum Peroffskianum* is a striking instance of this treatment; if left to flower its centre shoot, although the novel colour, under any treatment, renders it pretty, it will, nevertheless, have a straggling appearance; but let this be pinched out, and the consequent radiation of shoots will display a dense patch of rich and dazzling flowers. Many bulbs, as *Hyacinths*, *Tulips*, &c., after having been grown in rooms, in glasses and flower-pots, are reduced to a state of great degeneracy; if these be planted in the free soil, and deprived of the languid flowers that will be produced the succeeding year, the bulbs will be invigorated, and thus prepared to flower well every alternate year, so long as this treatment be continued. To enumerate all the flowering plants that might be improved by a judicious removal of the early flower-buds would be a recapitulation of nearly the whole vocabulary of plants. Thus having redeemed my promise and responded to your invitation, I trust I have said enough to induce inquiry, and feel assured that investigation will lead to a more general practice of depriving plants of their premature flower-buds.

---

### ARTICLE III.

#### ON THE AURICULA,—ITS CULTURE, PROPERTIES, ETC.

BY MR. WILLIAM HARRISON,

SECRETARY TO THE FELTON FLORISTS' SOCIETY.

(*Concluded from No. 99, p. 106.*)

Nothing can exceed the beauty of the foliage of the Auricula at this stage of its annual progress. The leaves are of the purest green, and

their deeply-serrated edges and the beardy fibres which grow over their surface, like the small bristles to be seen on the head of the dragon-fly, are sure indications of the health of the plants, and whisper to us in silent eloquence that the desolation of winter is past, and that spring, delightful spring, with its thousand enjoyments, is again about to cheer and gladden us with its bright and joyous career. Indeed, to the writer of this article their appearance possesses a peculiar charm, and raises in his breast the purest devotional feelings; they remind him of the wisdom and goodness of that Divine Being whose beneficence could think of strewing our path with such lovely ornaments, and seem to speak a renewal of the promise that “seedtime and harvest, and cold and heat, and summer and winter, and day and night, shall not cease.”

This may be called the delightful season of anticipation for the florist. Day after day passes on, and he sees before him, in beautiful perspective, the success that is to crown his efforts. April at last arrives, and the season which he has had in contemplation for the last twelve months approaches to reward his care and attention through that long period. His plants keep progressing, till at last their hearts begin to expand, and expose to his anxious eyes the rising *trusses*. Every care is now taken to protect the delicate and expanding flowers from strong winds, which would easily sully their beautiful surface, and spoil the rich, velvety appearance of the expanding corolla; even the rays of the sun must now be excluded, or the richness of the colours would soon fade. Petal after petal now expands, till at last the large circular trusses greet the admiring eyes of the devoted amateur, and far more than repay him for all his trouble and attention through the long period of their dormancy.

After the flowering season is over, the Auricula soon ceases to grow with vigour. It should then be placed in a situation having a northern aspect, where it may be protected from the scorching rays of the meridian sun, and also from all heavy and continued rains, as many plants are annually lost by the sudden transition from the close frame to continued exposure in wet weather. Whenever, therefore, continued rains prevail at this season, it is advisable to draw the lights over them, but raised up so as to admit of free and complete ventilation.

By the end of July or the beginning of August all offsets ought to

be removed and potted in compost similar to that used for the old plants. This allows them time to get established before the approach of winter, and is the best season for repotting the old plants also when they require it. This, however, should only be done every other season, as it is absurd to imagine that an Auricula plant can completely exhaust the soil in the pot in one season, as many cultivators suppose. By removing the offsets at this season, the old plants will be less liable to sustain injury than at any other period of the year, as the warm weather of summer is approaching, and they are just entering upon their dormant state, and, consequently, they will not be so apt to *bleed* at the incisions made in removing the offsets as at other times when the plants possess more vigour. These incisions will dry and heal up in the warm summer weather, and the plants, when left with only one heart, will bloom again the next season with undivided vigour. Every care should, however, be taken not to put the compost too high up the necks of the plants having such incisions, as they are very apt to imbibe moisture at these places, and damp off in the winter season in consequence, which misfortune can only be prevented by attention to this.

As soon as the wet and cold weather of the latest months of the year sets in, the Auricula again demands our best attention and care; and it is always of the greatest importance to preserve them from a superabundance of moisture. It is an easy matter to supply the deficiency when they are likely to get too dry; but it is very difficult even to preserve them after they have been bleached by long-continued rains.

*Properties.*—The properties of a first-rate Auricula are, in the opinion of modern florists, as follow:—The flower should consist of four principal parts,—the tube, the eye, the ground colour, and the border. The diameter of the tube should be one-sixth of the whole diameter of the corolla; the eye, including the tube, one-half; the velvety ground colour should occupy a quarter; and the green edge, including the white powdery border, the remaining quarter. The ground colour should be a deep rich velvet, quite distinct from the exterior circumscribing border, as all those whose ground colour runs into, and infringes upon, the outer border are to be considered *run* and imperfect flowers. The mouth of each tube should be well filled with the antheræ; the eye should be a little sunk below the

mouth of the tube; and the nearer the whole truss approaches a complete circle, the more perfect it will be esteemed by the connoisseur. Those Auriculas having the corolla all of one uniform colour, and technically called *selfs*, are in little esteem among the florists of the present day. Indeed, in the north of England, they are not cultivated at all as prize flowers.

In conclusion, I beg to reiterate my opinion that nothing is more worthy of the attention of the florist than the Auricula. Coming at an early season, when few other florists' flowers claim our attention, and showing us more forcibly the contrast between the stern piercing blasts and bleak desolation of winter, and the delightful and invigorating return of the season of flowers, they make a far deeper impression on the thinking mind than the flower which blooms in the height of summer, when the attention is attracted by such a multiplicity of nature's beauties; they teach us to ruminate on the wonders and beauties of creation that are scattered about us on every side, and induce us to exclaim, in the beautiful and pious language of Milton,

“ These are thy glorious works, Parent of good,  
Almighty! thine this universal frame,  
Thus wondrous fair; thyself how wondrous then!  
Unspeakable, who sitt'st above these heavens,  
To us invisible, or dimly seen  
In these thy lowliest works; yet these declare  
Thy goodness beyond thought, and power divine.”

---

#### ARTICLE IV.

##### OBSERVATIONS ON THE CARNATION.

BY E. H., STIRLINGSHERE.

THE Carnation, which has now become a great favourite with all the florists of Europe, is a child of art, having been raised from a small “red clove pink,” which is thought to be a native of our climate, since it has often been found growing wild on rocks and old walls, and in other situations where the soil is dry (this ought to teach the young florist to grow this plant in a dry sandy soil). It does not seem to have been known to the ancients, and probably the first notice of it in this country is by Gerarde, who received it from Poland in the year 1597. The Carnation is propagated by seeds, by layers, or by slips termed pipings. Soil:—Mr. Hogg recommends the fol-



owing compost: three barrows of loam, one and a half of garden mould, ten ditto horse manure, one of coarse sand, to be mixed and thrown together in a heap or ridge and turned over three or four times in the winter, particularly in frosty weather. On a dry day in the end of November take a barrow of fresh lime, which as soon as it is slaked, strew over while hot in turning the heap; this destroys grubs, worms, &c.

If there has been much rain during winter, so that the strength of the compost is reduced and the salts washed from it, I take (says Mr. Hogg) about seven pounds of damaged salt and add them to it, either dissolved in water or strewed over with the hand. The seed may be sown in the open border (if the soil be light, dry, and fine) in the spring, at the time of sowing hardy annuals, but it is much better to sow it in pans or boxes. In March sow the seed in pans or boxes; they may be placed in a moderate hot-bed just to cause the seeds to come up, but they had better be removed before long for fear of weakening and drawing the plants. Keep the boxes in an airy, dry place, and water moderately, not over much, in case of damping off. When the young plants have six leaves and become about three inches high, they should be planted at about six or seven inches apart, taking care to water them till they take fresh root. Defend from excess of rain and frost by mats or hoops placed over the bed in the usual manner; they will in general blow the following summer. Laying is in a manner indispensable for continuing sorts; the time to perform this operation is about the 21st of July, and from that to the 21st of August; the plants should receive a good watering the day previous to laying, because they can only receive it for some time after through the rose of a very fine watering pot. Hogg says the first thing is to trim the plants by cutting off the leaves next the root, and about an inch in length of those at the end, moving at the same time the surface mould in the pots, and adding to it about half an inch in thickness of the finely sifted compost. They will then be ready for the incision, which must be made with a sharp knife longitudinally on the under side, a little below the second or third joint from the top; the knife must pass completely through the joint and extend a quarter of an inch beyond it, forming an incision of nearly an inch long, and dividing the stem of the layer in half lengthwise as far as it goes. If the weather is good, they will be fit

to take off in seven or eight weeks, when they may be planted two or three in an upright forty-eight pot, or say two in a sixty. Let them be placed on tiles or slates to prevent worms getting into the pots; they should be placed in winter quarters in October, where they should remain till spring. I hope soon to be able to send you a continuation of this paper on this plant; but before I now finish, I shall mention that persons desirous of having a curious and good collection of Carnations ought to procure a few from Germany, they are there very fine. A gentleman in this county (Stirlingshire, North Britain) some years ago procured a collection of exceedingly fine Carnations and Picotees; one of them is considered the finest dark pink Picotee that has ever been seen in this country. It flowers most abundantly every season, and the gentleman in whose garden it grows (George Macintosh, Esq., younger, of Campsie) has an abundant collection of young plants from it.

---

## ARTICLE V.

### ON THE CULTURE OF LILIUM EXIMIUM, &c.

BY MR. H. M'MILLAN, FOREMAN TO MR. J. CATTELL, NURSERYMAN, WESTERHAM, KENT.

IN accordance with the request of your correspondent (a Subscriber) I have great pleasure in sending you my method of cultivating those splendid plants, the *Lilium eximium*, *punctatum*, &c., having no doubt it will be interesting to more of your readers. By your correspondent calling one *L. punctatum*, I have no doubt he means the variety of *lancifolium* or *speciosum*. All the genus will grow stronger in some soils than in others, although you may make them nearly alike; they will die in one and grow vigorously in the other; for instance, a friend of mine has *L. Japonicum* growing very strong among his Americans, with no other care than a covering of ashes in the winter, and once in three or four years moving them to another part of the bed, while at another place they do not do well in the peat among the Americans, although the Americans grow much stronger than at the former place. In a poor, dry, sandy border, where roses die for want of better soil, they flourish exceedingly, while with me, in sandy peat where Americans grow very strong, and some varieties of Lilies do well, *Japonicum* has gone off for these two last years; I

state this merely to show the necessity of trying various soils under the same treatment. The soil I use for the varieties of *L. lancifolium* or *speciosum*, *eximium*, &c., is three parts good light loam and one part turfy peat (such as *Ericas* will grow well in) with some white sand. The best method of propagation is—as the plants advance in growth, put some pieces of turf round the stem, leaving room for some very sandy loam and peat, sifted very fine to fill the space round the stem, water must be applied on this to keep it moist, the bulbs will form at the axils of the leaves, which will not weaken the bulb as in the old way of taking scales off; these may be taken off when the stem is decayed, and treated as the old bulbs. I prefer fresh potting the bulbs every autumn, taking care not to injure the old or permanent fibres, but shaking the soil from them as much as possible. The bulbs should not be parted until there are too many to allow them to grow strong, when the smallest may be taken away, leaving as many as you think will do well. In potting, care should be taken to keep the bulbs deep in the pots, as Lilies have fibres to the stem beside those of the bulb, which are of great assistance to the stem.

The latter end of October will in general be about the time for potting, the soil should be used dry. After potting they should be placed in a cold frame for the winter, keeping them only just damp, giving all the air you possibly can, but keeping out the frost. About the beginning of February they start to grow, when they will require more water, always taking care to give plenty of air. The varieties I grow in this way are *L. eximium*, *longiflorum*, *concolor*, *sanguinea*, *venustum*, *Nepalense*, *lancifolium* or *speciosum*, *lancifolium punctatum*, *lancifolium album*, and *lancifolium roseum*.

I have no doubt that all these interesting and splendid plants are sufficiently hardy to grow in the open ground, with some light mulch laid on in winter to keep out the frost; in short, any trouble that may be taken will be amply repaid by the elegant, noble, and, in some instances, fragrant flowers.

---

## ARTICLE VI.

## ON THE FORMATION OF SHRUBBERIES.

BY A NORTH BRITON.

THE shrubbery may be defined to be the link which connects the mansion and the lawn to the flower garden, or to the other parts of a residence, and is most generally planted either for shelter or shade, although often as a screen to hide disagreeable objects, for which the plants which compose it are better suited than for forest or other trees. The shrubbery is often a matter of utility as well as of ornament, in which case it gives the highest satisfaction when formed for the purpose of shutting out the offices or the kitchen-garden from the view of the house; for sheltering the latter or the garden, or for connecting the house with the garden and the orchard, the shrubbery becomes useful and interesting.

Sometimes a shrubbery is formed merely for the purpose of growing rare shrubs, and for obtaining agreeable walks; in this case it is necessary to be at more pains, and to display a greater degree of taste in the laying of it out than in the formation of the useful shrubbery; in the former case a tasteful arrangement of plants is a matter of less importance than the choice and disposition of kinds that will soonest afford shelter and ultimately become thick screens.

In planting shrubberies for screens, to hide disagreeable objects, evergreens should form the principal mass, as affording a permanent blind and giving a cheerful appearance even in winter. A few deciduous shrubs of the most showy sorts may, however, be with propriety added, which will give relief to the more sombre appearance of the evergreens, particularly while the former are in flower; but from their nature of annually shedding their leaves, and consequently becoming thin in winter, they are not so well calculated for a permanent blind.

In the disposal of shrubs the tallest should be planted farthest from the walk or front side, and the lower in stature in front, but if an immediate effect be desired it is better to elevate the ground than to plant trees of too great an age; it is also a matter of importance that they may be planted thickly, as it is an easy task to thin them out when required. Little taste has generally been displayed in the formation of shrubberies as to the production of picturesque beauty; they

are planted too generally in the form of sloping banks, without the least natural beauty whatever, although in this way they may answer the purpose of blinding out disagreeable objects of little merit when seen even from their best side.

Great attention should be paid in their planting, to give them a somewhat natural appearance, and not that of a surface as regular as if they were clipped with the garden shears. Straight lines should also be avoided as much as possible; and the margin of the shrubbery should be broken with deep indentures or sinuosities, and these should be neatly turfed over and kept mown. The walks which lead through this department should not be to any great distance in a straight line if it can be avoided, neither should they be too much twisted. There is something in a fine gentle sweep or curve so pleasing in a road or walk, that few are insensible of its beauty. The breadth of the walks should be regulated according to the length and scale of the place, as too narrow walks for principal ones have never a good effect; they should scarcely, under any circumstances, be less than five feet wide, and unless for terrace walks of great length should not be more than eight; if the greater breadth, they assume the appearance of a carriage drive, and if narrower, they dwindle in appearance to a mere footpath.

By combining the more distant parts of the grounds with the lawn and house by means of shrubberies, much may be done if executed with judgment. Space does not always give the idea of grandeur, for a limited sphere is often better adapted to the display of ornament and beauty. By good management a small strip of ground may be varied by taking advantage of the ground (if any); or, if it be a level and monotonous spot, art can readily step forward and assist by raising banks, sinking the walks, and planting shrubs in thick masses, chiefly evergreen species, and conducting the walks in the most circuitous manner, so as not to intersect each other but as little as possible; however, care must be taken to give sufficient breadth of walk, and also a margin of grass on the sides of unequal breadths, which will naturally assist in adding to the picturesque appearance of the whole. This may also be aided by forming the banks to be planted of unequal heights, which banks in small places need not occupy much surface at their base, so as to admit of as great a breadth of grass margin between them and the walks as possible; in some

parts narrow, where it is deemed necessary, either for variety or for the more completely concealing objects which should not be seen ; at others broad, and disappearing as it were in natural glades in the distance. This margin of grass, where of sufficient breadth, should be planted with the finer species of ornamental trees and flowering shrubs, singly or in groups of three or five together, which would not be seen to sufficient advantage if planted generally amongst the shrubs.

Some attention to botanical arrangement might be paid in the distribution of the shrubs and ornamental trees, but this must not be carried to the extent likely to infringe upon picturesque beauty ; however, such families as *Pinus*, *Juniperus*, *Buxus*, *Laurus*, &c., may be grouped with good effect, and if judiciously done will give a bolder effect to the whole than if they were planted promiscuously. Fine specimens of larger growing kinds should be so placed as to give effect and relief to the thicker masses of more humble growth. In the back ground may be placed a few fruit-bearing trees, which will display their beauties in spring with their blossoms, and in autumn with their fruit ; in such situations also should be planted the stronger growing species of *Cratægus prunus*, &c.

On leaving the mansion, the walks should be conducted through the lawn in a graceful and natural manner to the shrubbery, and should be as much hidden from the principal windows as possible ; they should then be continued through the shrubbery, the most circuitous walks leading to interesting objects, so as to relieve the mind and remove the idea that they lead to nothing. Fine specimens of trees, ruins, either natural or artificial water, distant views of villages, churches, woods, cottages, or the like, will always be pleasing. Shorter walks should also be contrived on which to return (as most objects lose their effect when seen over and over), as well as for a more convenient mode of reaching the more distant parts of the grounds. Neat resting places should be placed in different parts, choosing the situation of some in shaded groves, others upon elevated spots commanding the finest views of the grounds or surrounding country. Much taste may be displayed in the formation of such seats, from the polished temple of *Flora*, *Venus*, &c., to the rude roots of trees and misshapen fragments of rocks or rude stone. Arbours of living trees of flexible habits, such as mountain-ash, willow, &c.,

may be planted and formed in bowers, and covered over with creeping plants, such as Clematis, Ivy, Honeysuckle, &c. Moss houses of various construction, root-houses, Russian, Swedish, Lapland, Scotch, and Swiss cottages should be disposed of in situations peculiarly adapted for them. Sometimes situations are naturally to be found adapted for the one or the other; in such cases the house should be chosen to suit the situation, and this will always be found to have the happiest effect. Where the situation has to be formed for either, much judgment and taste are required in the arrangement: this is not sufficiently attended to: thus a Russian cottage composed of oak timber-trees, and the adjacent ground planted with laurel and other polished shrubs, natives of southern latitudes, and close-shaven grass lawns, is as preposterous as the chaste Grecian temple in a rocky dingle. The ground should be chosen or arranged so as to persuade the observer that he is really in Russia, and the house should be composed of the same timber-trees used in the formation of cottages in that country, and be of the same form and size. The internal construction and furniture should also come as near to reality as possible. Hermitages and caves are also interesting when proper situations are chosen: in these should be kept a small collection of books calculated for private study, and the furniture of this sequestered retreat should be exactly of that simple and useful nature as would be suitable to a recluse.

---

## ARTICLE VII.

### ON THE CULTURE OF DAPHNE ODORA.

BY C. T., COLE GARDENS, HERTS.

OBSERVING in your valuable CABINET, of March, 1841, page 69, that one of your numerous subscribers requests to be informed of the best method of cultivating that much admired plant, the *Daphne Odora*, and as it is now the blooming season with that deservedly esteemed plant, I should advise your correspondent to pot the plant in peat and sandy loam, or equal portions of peat and loam, with a little sand added, taking care first to drain the pot with plenty of drainage, that the plant may not get what is termed water-logged, which is very injurious to it. Particular care is requisite too not to let it get dry, for if it does, it often proves fatal to the scented flowers.

I would advise keeping it in a heat of about 55 to 56 degrees, which is quite warm enough. The plant should stand in a window where it can get plenty of air. If your correspondent has not any greenhouse or stove, it is very injurious to plunge it in as a shrub in a conservatory or in any ground, as it keeps it too wet.

Care should be taken not to *over pot* the plant, as it seems to thrive best if rather under potted. If your correspondent follows this treatment it will, I have no doubt, be attended with complete success. With such attention we now have a splendid plant, blooming at every young shoot. If my mite of practical knowledge in floriculture be thought worthy of insertion in your invaluable CABINET it is at your service.

[We shall be glad of any further communications.—CONDUCTOR.]

---

## ARTICLE VIII.

### A LIST OF FIFTY BEST PINKS.

BY MR. H. BRIDGES, CARSHALTON, SURREY.

IN conformity to the wish of E. H., Stirlingshire, that appeared in your March number of the CABINET, for a list of the best Pinks, I beg to forward him a list of fifty good show flowers, the greater part being rose leaved.

Aker's Lord Brougham.	Kelson's Countess of Plymouth.
Bray's Invincible.	Kelner's No. 1.
Burnard's Bexley Hero.	Lovegrove's George IV.
Bragg's Duchess of Cornwall.	Norman's Defiance.
Barratt's Conqueror.	Norris's Rainbow.
Copping's Duke of Bedford.	Prior's Miss Blackstone.
Cooper's King Alfred.	Pinder's Lady Hallowell.
Church's Triumph.	Robinson's Blackheath Hero.
——— Rosannah.	Stevens's Sir George Cook.
——— Forester.	Seal's Mrs. Austin.
Dry's Earl of Uxbridge.	Terry's Earl Grey.
——— No. 2.	Tilt's Reform.
Forster's William IV.	Unsworth's Omega.
Harriss's Emma.	Willmer's Queen Victoria.
Heartstone's Queen Victoria.	——— Sam Davy.
Hopkins's One in the Ring.	——— Duchess of Kent.
Holmes's Coronation.	——— Morning Star.
Hodges's Cyclops.	Wells's Superb.
——— Gem.	——— Brilliant.
——— Oriel.	Weedan's Victoria.
——— Jupiter.	White's Nonpareil.
——— Black and Clean.	——— Majestic.
Ibbett's Triumphant.	Young's Joe Miller.
Jelf's Mary Ann.	——— Beauty of Levyford.
Knight's Lady Auckland.	——— Marquis of Winchester.

---



## PART II.

## LIST OF NEW AND RARE PLANTS.

## NOTICED IN PERIODICALS.

**COBÆA STIPULARIS.**—Changeable Cobæa. (Bot. Reg. 25.) Polemoniaceæ. Pentandria Monogynia. Introduced by the London Horticultural Society from Mexico. It is a perennial, half-shrubby, climbing plant, like the old *Cobæa scandens*. It is easily raised by seeds sown in the spring, or by cuttings. Like the latter named species, this grows rapidly, and blooms freely. The flowers are often, on first opening, of a dull purple, but soon change to a greenish-yellow.

**ÆSCHYANTHUS MACULATUS.**—Spotted Blush Wort. (Bot. Reg. 28.) Cyrtandraceæ Didynamia Angiospermia. A native of India, and has bloomed in the fine collection of Mrs. Laurence, Ealing Park. It is a stove plant, requiring a strong heat and moist atmosphere when growing. It is cultivated best when secured to a large piece of rough stick, fixed erect in the pot, the soil being a mixture, sandy peat and leaf mould, with a small portion of loam. The flowers are produced numerously, in umbels of ten or more in each. They are of a vivid crimson, and the end of each corolla of a deep yellow. Each blossom is near two inches long. In the hot damp sands of India, where ferns and orchidæe delight to grow upon rocks and trees, are found many species of the beautiful genus *Æschynanthus*, the stems of which cling to such surfaces, and maintain themselves by their aerial roots, like those of our Ivy. The present species is a desirable one, well deserving a place in every stove collection.

**IMPATIENS ROSEA.**—Small pink Balsam. (Bot. Reg. 27.) Balsamineæ. Pentandria Monogynia. Introduced by the East India Company from the Himalayas. The paper which contained the seed was marked Woolly-podded Balsam, found growing on old ruins. It appears to require exactly the treatment of the old Balsam. The flowers are produced in clusters, as in the old kind; the sepals are of a deep rose colour; the petals paler, each blossom being more than an inch across. It is a very interesting species.

**POSOQUERIA VERSICOLOR.**—Changeable Posoquery. (Bot. Reg. 26.) Cinchonaceæ. Pentandria Monogynia. A very handsome stove, shrubby plant, a native of Cuba, imported by Messrs. Loddiges, with whom it has lately flowered. The flowers are near six inches long, pendulous, changing from white to crimson, through pink. It is a very interesting and beautiful flowering plant, well deserving a place in every collection.

**BOMAREA ACUTIFOLIA, VAR. PUNCTATA.**—Sharp-leaved speckled variety. (Bot. Mag. 3871.) Amaryllidaceæ, Subord. Alstræmeriformes. A native of Caraccas, imported from thence by T. Harris, Esq., of Kingsbury Grove. The flowers are produced in umbels, ten or more in each. The sepals are of an orange-red colour; the petals of a bright yellow, spotted with brown. It will flourish with same treatment as the hardier *Alstræmerias*.

**CROCUS ANNULATUS ADAMICUS.**—Mons. Adam's variety. (Bot. Mag. 3868.) Iridaceæ. Triandria Monogynia. Flowers pale blue, lined with dark; edges white, and a yellow centre.

**CROCUS LAGENEFLOUS VAR. LACTEUS LUTESCENS.**—Pale yellow gourd-shaped *Crocus*. Flowers pale sulphur, with a deep yellow centre.

**CHOROZEMA SPECTABILE.** From the Swan River Colony, and has bloomed with Mr. Standish, nurseryman, Bagshot. It is a climbing plant, of small size, but admirably suited for covering a small trellis frame, usually fixed in a garden pot. The flowers are of a pale orange, with a slight tinge of crimson, very handsome, and are produced numerously. It well deserves a place in every greenhouse.

**BEGONIA INCANA.** John Rogers, Esq., imported this new species from Mexico. The flowers are produced in a downy panicle; white.

*BEGONIA PAPILLOSA*. Native country not known. It has bloomed in the London Horticultural Society's Garden, where it had sprung up, it is judged in some imported soil. The leaves are broad, flowers white, handsome.

*LALAGE HORÆFOLIA*. This fine species has bloomed with Messrs. Pince and Co., Exeter. The plant, when in bloom, is loaded with blossoms of a dull yellowish-orange, the standard stained with purple. It is a greenhouse, shrubby plant, of the pea flowered tribe, closely allied to the *Pultenæa*.

*PULTENÆA BRACHYTROPIS*. From New Holland. It has something of the habit of *Chorozema Dicksoni*, but the flowers grow in heads, and are of a pale orange. Seeds of this pretty plant were sent by a lady to Captain James Mangles, R.N.

*STYLIDIUM PROLIFERUM*. From the Swan River. An herbaceous plant, with red branching stems and small pink flowers, and when in bloom is very pretty. It appears to be annual. It has been raised by Messrs. Veitches, of Exeter, who also raised *STYLIDIUM PILOSUM*, from the same country. The flowers are of a pale pink, exceedingly pretty when in perfection, but of short duration.

*OXYLOBIUM CAPITATUM*. From the Swan River. A greenhouse plant, which has bloomed in the fine collection of Robert Mangles, Esq., Sunning Hill, Berks. The flowers are produced on short stalked heads; they are yellow and brown.

*ZICHYA VILLOSA*. From the Swan River. It has bloomed with Mr. Standish, at Bagshot Nursery. The flowers are small, of a bright vermilion, tinged with violet; very pretty.

---

## PART III.

### MISCELLANEOUS INTELLIGENCE.

#### QUERIES.

ON A DAHLIA BOX.—Will you, or any of the contributors to your very valuable publication, give in an early number an old subscriber a plan of a compact box that would be best suited for carrying blooms, per coach, fifty or a hundred miles; also that if a box, made for carrying thirty-six blooms, could be arranged so as only to take half of the above number, or twenty-four with as much safety as the whole?  
B. J. C.

ON SEEDLING CARNATIONS, DAHLIAS, &c.—Perhaps some one of your numerous readers would give me, through the medium of your excellent CABINET, the proper treatment of seedling Carnations from their infancy to their time of blooming; also the management of pot-roots of Dahlias during winter.  
"Durham, April 17, 1841. PHILODAHLIA.

ON *EPIGEA REPENS*.—Can you or any of the numerous readers inform me where I can get the rose-coloured *Epigea repens*? I have the white, but having seen the rose-coloured one figured in a work of Sweet's, viz., *The Flower Garden*, I feel desirous to have it. An early answer, by means of the CABINET, will very much oblige  
J. F. J.

ON THE SCARLET-FLOWERED RHODODENDRON.—Having obtained an answer in the last number of your work the CABINET, I take the liberty of again troubling you with a question relative to the culture of the Scarlet Rhododendron (*Hybrid Arboreum*), which I have had for some years in a tub, and which has grown freely, but has not blossomed well with me. By some reader giving me an early answer as to the best mode of treating it, it will much oblige  
A SUBSCRIBER.

ON BLOOMING THE AMARYLLIS.—I shall feel greatly obliged if yourself or any of your correspondents will inform me which is the best way to flower the Amaryllis tribe in pots. I obtained a few roots three or four years ago, and they blossomed the first year, but not since.

Wiltshire, February 20, 1841.

A SUBSCRIBER.

ON FIGURES OF ROSES, &c.—May I take the liberty of suggesting to you, as you have recently given some figures of Dahlias in your valuable work, that some other flower seems now to have claims upon you? I would suggest the Rose, and particularly that you should from time to time give an outline engraving of such flowers as will best exemplify the distinctions of the Chinese, Bourbon, Provence, Macartney, Noisette, Ayrshire, &c. &c. classes, by a description so minute as shall enable youngsters like myself to discriminate them at sight.

A YOUNGSTER.

ON CULTURE OF CAMELLIAS IN ROOMS.—I shall feel very much obliged if you, or some correspondent, will give me a few directions in your FLORICULTURAL CABINET as to the management of Camellias in windows, as I have neither hothouse nor greenhouse, but am told they will do well, with a little management, without. Please to name a few sorts that would suit me for the purpose.

ONE OF YOUR OLD SUBSCRIBERS.

ON MAGNOLIA GRANDIFLORA.—On perusing your valuable periodical, the CABINET, and seeing there, amongst other very useful matter, numerous queries, I take the liberty of proposing one relative to the culture of the Magnolia grandiflora. I have one situated against a wall on a southern aspect, and which I have kept covered during the winter, and though having now had it for more than seven years, and having tried all the means I know of, it has not as yet flowered, although being of the Exmouth variety. By having the goodness to reply to the foregoing it will greatly oblige

Kingston, April 3, 1841.

W. M. B.

ON THE VESTA STOVE.—Probably some of the readers of your interesting miscellany have tried the influence of the Vesta Stove (advertised on the cover) to regulate the temperature of a greenhouse. I should be very much gratified to hear how it has been found to answer, and whether in any respect better than the Arnott stove.

Lane End, High Wycombe.

J. P.

ON SOILS.—Having a small greenhouse in the suburbs of London, I have been induced to attempt the cultivation of a few of the common sorts of plants that thrive tolerably well near the Metropolis, but find much difficulty in procuring heath, peat, or bog mould, in small quantities, say a barrow or two, at a time. The gardeners in the neighbourhood appear unwilling to part with any, though a refusal is obviously against their interests, as they cannot expect persons to buy plants without they have the means of supporting them in a healthy state; the result is, they become sickly, and the young florist, from repeated disappointment, gives up the amusement.

The dealers in silver sand will do nothing that way, unless they fetch a cart-load, at an expense of 25s. to 30s.

Can any of your correspondents assist me with information on this matter, or would it not answer for a few persons to deal in compost, also pure peat, bog, loam, old dung, &c., all kept for a year or two, ready for use? When they were known, they might take orders at home, and go round once or twice a month with their carts, and deliver what was required. I am satisfied, if properly managed, it would pay them well.

Pray think of some means to assist us gents. in a small way, and oblige

D. F.

ON BONE-DUST IN COMPOST FOR GERANIUMS.—Can you, or some reader, inform me, through the medium of your florists' magazine, whether any of your subscribers are in the habit of growing Geraniums in compost of bone-dust, and, if so, in what proportion to the soil? I should also be glad to hear if it is advantageous to Dahlias, Pansies, or any other of the most popular kind of flowers. Also, can you inform me whether seed of the *Brachycome Iberidifolia*, the large Swan Daisy, mentioned in the notices of new and rare plants, is sold by any of the nurserymen, and at what price?

March 27, 1841.

ISMENE.

ON A LIST OF GERANIUMS, &c.—I was much disappointed this month in not finding, as heretofore, in your truly valuable work, a list of Geraniums, with their prices. To ladies resident in the country, who take delight in their greenhouses, the gardeners' lists were a great convenience, as they were enabled to know the names and value of the new flowers, and could order to the amount they chose to expend on these beautiful plants. We are certainly told lists of Geraniums are ready, and may be had on prepaid application; are *they* to be paid for, or only the letter? if the former, how are we to manage? By your assistance in the affair you will greatly oblige a very constant reader,

Gloucestershire, March 9.

M. B.

#### ANSWERS.

ON AN INSECT INFESTING PLANTS IN A FRAME.—In page 283 of your December CABINET, 1840, a "Constant Subscriber" asks a question respecting an insect on cucumber plants; and as I have felt its devastating powers for three successive years, I feel disposed to offer a few remarks respecting it.

In the autumn of 1837 it made its appearance with me. I have every reason to believe that I caught the insect in the following manner. About the beginning of September I took some cuttings from the cucumbers on the natural ground. The fruit at that time was a little spotted. I put the cuttings into a good heat, and sowed some seed at the same time. The seedlings grew well, but the cuttings did not strike root, consequently they were thrown away. The young seedlings grew well, and a bed was made up for them. They grew very strong for some time, but all of a sudden the leaves began to look a bad colour, and the fruit spotted and gummy. I could not imagine what could be the reason of it, but as they got worse daily I threw them away. At the same time I had some cuttings of different things growing in the said cucumber-bed. I removed them into a pit where I always grow my early cucumbers, in which pit I had a gentle heat, with some pine crowns and succours in it. In a short time the leaves and plants were all taken out of the pit, and the mould put in and the heat up, and some young cucumbers planted. The plants soon showed symptoms of disease. At that time I tried every means in my power to find out the cause. On examining the leaves, and to my great astonishment, I found a little red insect, much the size of the red spider, but of very different shape and habits. It is very much like a louse in shape, very red and shining, with a sort of hard shell over its back; it makes no web. I tried fumigation, and washing the plants with poison, without the least signs of checking the little pest. I cut a leaf off the plant, and soaked it in a strong solution of tobacco water for fifteen minutes, and to my great astonishment, when the leaves were dry and warm, the insect was as active as ever. I likewise soaked them, in the like manner, in a strong solution of corrosive sublimate, with no better success. In the autumn of 1839 I had all my frames washed clean, and after that I washed every part of the frame and glass with boiling salt and water; a pound of salt to a gallon of water. Towards the end of December I made up my one-light box, and in process of time the seeds were sown and the plants up, looking very healthy, until nearly ready for planting out, about which time the insects again made their appearance, and so they continued to increase. By this time I thought of another expedient. I took a three-light frame, and scraped all the putty out of the joints of the wood, and put some very thick paint into every crevice; after

that was done I filled up the vacancy with putty, and when dry I washed every part of the frame and glass with a strong solution of corrosive sublimate. This done, I made up a bed for the said three-light frame, and when the bed was at a proper heat the seeds were sown. The plants came up and continued to grow most luxuriantly; the plants showed fruit, and swelled them off admirably. At that time I never saw plants look more healthy. After the plants had been bearing some time, on examining the leaves I found a few stragglers had again made their appearance, and in a short time some of the leaves had shown a little deformity. As I had never yet tried nitre, I thought this a very good opportunity to commence some experiment with it. I therefore put an ounce of nitre into two gallons of hot water, letting it stand till rather better than lukewarm. I then syringed every part of the plant, having a person to hold the leaves up till I syringed the under side of the leaves. I repeated the syringing daily. I had not used the nitre more than a week before resuscitation in the plant was manifest. I continued to syringe them with the nitre, and to my great delight I found the insect quite eradicated from this frame. I was delighted to think I had found a specific to destroy this tiresome insect; but, alas! my delight was of short duration. I had four lights of young cucumber plants in a brick pit; the plants were infested with the insect, and the more I washed them with nitre, the more numerous the insect was. I have shown the insect to many gardeners, but none of them ever saw it before. We have had all our frames painted this autumn, and all the putty taken out of the joints and puttied afresh, and the glass whitewashed with boiling lime and water. I am in hopes this precaution will have the desired effect. If you think the result worth knowing, at the proper season I will let you know. Should you think the above worthy a place in your CABINET, it is at your service.

Sandy-place, Bedfordshire.

J. WEBSTER, Gardener.

[We feel greatly obliged to Mr. Webster, and shall be glad to hear from him at every opportunity.—CONDUCTOR.]

A LIST OF STOVE PLANTS.—In looking over the pages of the January number of your valuable CABINET, I see the list of stove plants is not there, as promised in your December number. In answer to your correspondent, A Subscriber, I have taken the liberty of trespassing in your columns with a list, such as I hope will meet your correspondent's approbation.

<i>Æscyranthus grandiflorus.</i>	<i>Eugenia Malacensis.</i>
<i>Ardissia crenulata.</i>	<i>Gardenia florida.</i>
<i>Allamanda cathartica.</i>	<i>Heliconia Braziliensis.</i>
<i>Aphelandria cristata.</i>	<i>Isora alba.</i>
<i>Brownea grandiceps.</i>	— <i>crocata.</i>
— <i>racemosa.</i>	— <i>coccinea.</i>
<i>Brunfelsia Americana.</i>	— <i>rosea.</i>
<i>Cactus speciosus.</i>	— <i>grandiflora.</i>
<i>Catesbæa spinosa.</i>	— <i>obovata.</i>
<i>Caladium bicolor.</i>	<i>Iatropa panduræfolia.</i>
<i>Cephalotus follicularis.</i>	<i>Jonesia asoca.</i>
<i>Clerodendrum paniculatum.</i>	<i>Justicia calycarthaica.</i>
— <i>speciosissimus.</i>	<i>Mandevillea suaveolens.</i>
<i>Combretum macrophyllum.</i>	<i>Nepenthes distillatoria.</i>
<i>Dillenia speciosa.</i>	<i>Pavetta caffra.</i>
<i>Dionæa muscipula.</i>	<i>Pergularia odoratissima.</i>
<i>Desmodium gyrans.</i>	<i>Portlandia grandiflora.</i>
<i>Echites suberecta.</i>	<i>Poinsetta pulcherrima.</i>
<i>Euphorbia splendens.</i>	<i>Rondeletia speciosa.</i>
— <i>bryonii.</i>	<i>Stropanthus dichotomus.</i>
— <i>jacquiniflora.</i>	<i>Tabernæmontana coronaria.</i>

To the above may be added *Gloxinias*, *Gesnerias*, and that most beautiful tribe of all bulbs the *Amaryllis*, as they all require rest at some period of the year, and may be laid by in a small compass.

If your correspondent gets the above plants, I hesitate not a moment in saying

he will have some of the finest sorts which adorn our stoves. And he may, if he chooses, add the following Orchidæ to his collection, which he will find of easy culture, very free bloomers, and highly ornamental.

Acropera Loddigesii.	Gongora atropurpurea.
Brassia maculata.	Oncidium flexuosum.
——— caudata.	——— luridum.
Catasetum Hookerii.	——— leucochilum.
——— tridentatum.	——— papilio.
Cattleya labiata.	——— altissimum.
——— crispa.	——— lanceanum.
——— Harrisoniæ.	Peristeria elata.
Dendrobium fimbriatum.	Stanhopea insignis.
——— pulchellum.	——— oculata.
——— cucullatum.	——— grandiflora.
——— Pierardii.	Zygopetalon Mackayii.
Epidendrum cuspidatum.	

January 12, 1841.

A YOUNG GARDENER.

#### REMARKS.

ON SUPERB CALCEOLARIAS.—Observing a paragraph in your December number of the CABINET, from one of your Irish subscribers, wishing for a plate of some of the best Calceolarias; perhaps, in the mean time, the following list of that beautiful class will not be unwelcome to him. These I have grown myself with great success, and can strongly recommend them to all lovers of the plant. I have after much trouble procured a quantity of seed from Italy, France, and Germany, from which I have great hopes of raising some new varieties, which I shall be happy to forward to you if successful.

Manchester.

Lady Antrobus .....	delicate buff, spotted and shaded carmine.
Lady Pakenham .....	large dazzling crimson-puce.
Foster's Adonis .....	splendid flower.
Mirabilis .....	large, rich velvet.
Maculata superba.....	very pretty, veined.
Chancellor .....	excellent.
Lord Douglas.....	exceedingly beautiful.
Victoria .....	good.
Splendidum .....	very fine.
Invincible .....	„
Mackayana.....	magnificent.
King of the Fairies, Spotted Beauty, Eliza, Village Maid, Prince Albert, Sylvia, Vicacity; all these are good.	

[We shall be glad to hear the result of the seedlings, and to receive flowering specimens.—CONDUCTOR.]

ON NULLI SECUNDI PICOTEE.—Having observed in your answers and notices to correspondents that you are desirous of receiving for insertion in the FLORICULTURAL CABINET accounts of any extraordinary flowers that may fall under their observation, I take the liberty of sending you a short notice of a very fine Picotee raised by Mr. Wm. Mitchell, of Warley, near this town. This extraordinary variety is a purple, of a large size, well formed, and possessing all the qualities essential in a perfect flower. It was sold out last autumn; twenty-one pairs, at 10s. each pair; and was named *Nulli secundi*, previously to which it had been shown several times, and invariably carried away the first prize. A single layer will now sell for 20s.

Halifax, January 21, 1841.

ROBERT MANSBY.

A LIST OF SIX OF THE BEST IN EACH CLASS OF CARNATIONS.—Being a great admirer of Carnations and Picotees, and a practical amateur cultivator of them for many years, I am anxious to smooth the path of the inexperienced amateur

by directing his choice, in forming a collection of those truly beautiful flowers, to half a dozen of the best in each class that I have yet seen. These may be added to, without doubt; but the following may be relied on as being first-rate good show flowers; and as I am desirous of adding my mite to the general stock of information contained in your widely-circulated CABINET, your insertion of the list will oblige  
HANNIBAL.

## SCARLET BIZARRES.

- \*Twitchett's Don John.†  
 Headly's Achilles.  
 ——— William Cobbett.  
 \*Hale's Prince Albert.  
 Rainford's Game Boy.  
 Hepworth's Leader.

## CRIMSON BIZARRES.

- Knott's Comte Vergennes, *alias*  
 Young's Earl Grey.  
 Wakefield's Paul Pry.  
 Gregory's King Alfred.  
 Woodhead's Spitfire (late flower).  
 Barringer's Euchartrass (thin, but  
 beautiful).  
 Jarrett's Lucretia.

## SCARLET FLAKES.

- Addenbrooke's Lydia.  
 Wilson's William IV.  
 Hodges' Bright Phœbus.  
 Stearn's Dr. Barnes.  
 Willmer's Middlesex Hero.  
 Wood's Lord Strathaven.

## PURPLE FLAKES.

- \*Headly's Empress of Purples.  
 \*————— Incognita.  
 Lascelles's Queen of Sheba.  
 Turner's Princess Charlotte.  
 Franklin's Dr. Franklin.  
 Leighton's Bellerophon.

## ROSE FLAKES.

- Fletcher's Duchess of Devonshire.  
 Dalton's Lancashire Lass.  
 Wood's Rosabella.  
 Malpas's Lady Grey.  
 Brookes's Flora's Garland.  
 Tyso's Princess Alexandrina Victoria.

## RED PICOTEES (heavy-edged).

- Sharp's Duke of Wellington (unri-  
 valled).  
 \*Giddias's Sir Robert Peel.

- Martin's Prince George.  
 Sharp's Red Rover.  
 Barnard's Cornelia.  
 Wood's Lord Byron.

## RED PICOTEES (light-edged).

- Sharp's Hector.  
 \*Headly's Sarah.  
 Sharp's Criterion.  
 Russell's Incomparable.  
 Giddins's Teaser.  
 Sharp's Flora.

## PURPLE PICOTEES (heavy-edged).

- Hufton's Queen of Sheba, *alias* Hogg's  
 Queen of England.  
 Crask's Queen Victoria.  
 \*Headly's Julia.  
 Dickson's Trip to Cambridge.  
 Giddins's Mrs. Hennell.  
 Martin's Queen of Violets.

## PURPLE PICOTEES (light-edged).

- Kirkland's Queen Victoria.  
 Russell's Lady Hardwicke.  
 Barnard's Colonel Foreman.  
 Sharp's Fairy Queen.  
 \*Thurtell's Norwich Rival.  
 Martin's Queen Adelaide.

## ROSE PICOTEES (heavy-edged).

- Green's Queen Victoria.  
 Sharpe's Coronet.  
 Sykes's Eliza.  
 Purchas's Granta.  
 Carter's Reform.  
 Millard's Fair Ellen.

## ROSE PICOTEES (light-edged).

- Waine's Queen Victoria.  
 \*Twitchett's Fair Rosamond.  
 Giddins's Diana.  
 ——— Mrs. Desborough.  
 Brooks's Miss Read.  
 Purchas's Matilda.

\* Those to which asterisks are prefixed are, I believe, not let out.

† The very best Scarlet Bizarre I have yet seen; petals stout, and perfectly smooth edges; white pure, scarlet beautifully vivid. I was present when the raiser challenged to show twelve blooms of it against any other for 20/.

## FLORICULTURAL CALENDAR FOR JUNE.

**ANNUALS.**—Those annual plants that have not yet been transplanted out, should now be done, in cloudy and showery weather, keeping as much earth to their roots as possible, now, supporting those with sticks that require it—thin out where too thick. Tender annuals may now be turned out into the flower borders, and should be refreshed at least once a day with water, and if the sun be very powerful they will require to be shaded, till they have taken fresh root: those that remain to flower in pots must be frequently supplied with water, and repotted, as they require it. Finish transplanting perennial and biennial plants, sown in the spring.

**ROSES.**—Cuttings of garden kinds may be put off by the middle of the month; insert them firmly in the soil, and cover them with a hand-glass—a shady border is the best situation for them. Cuttings of most kinds of greenhouse plants should be put off.

**CARNATIONS AND PINKS.**—Laying the former, and piping the latter, must be done by the end of the month. Seedlings should be planted out singly into pots or open borders. Carnations in pots require particular attention in keeping them well supplied with water, and to support the flower stems by tying them to neat green sticks with bass; pipings of the young shoots may still be put in; those cut at the second or third joint make the handsomest plants; they should be kept shaded from the hot sun, otherwise they will soon get scorched and dried up; they should be finished laying by the middle of the month. Pinks may still be propagated by pipings, as in June. Auricular plants in pots will frequently require a little water in hot weather, taking care not to pour it on the heart of the plant; all dead leaves should be removed; if any of the plants are attacked with the green fly, they should be smoked with tobacco. See p. 53, vol. i.

**RANUNCULUS AND ANEMONE ROOTS.**—Should any bulbous-rooted plants, as Ranunculuses, Tulips, Anemones, &c., now be past flowering, and their leaves decayed, they should be taken up, cleaned, well dried, and the offsets separated, and put in a cool airy place, till the planting season again commences.

**CAMELLIAS**—which have ceased blooming will now require to be excited by being taken to a higher degree of heat, and frequently syringed; this will induce vigorous shoots and an abundance of flower buds.

**CHRYSANTHEMUMS.**—See pages 73, 74, and 81 of vol. i. Plants in small pots should be repotted into larger.

**DAHLIAS.**—See pages 3, 22, 66, and 95 of vol. i.; and articles in vol. ii. and vol. iii., page 100.

**TULIPS.**—See page 24, vol. i.

**GREENHOUSE AND STOVE ANNUALS**—which have been grown hitherto in small pots, should be repotted into larger for the summer's growth.

**AURICULAS**—may now be repotted, and be placed in a shady, but airy situation. Transplant seedlings; also of Polyanthuses. See page 47, vol. i.

**PANSIES.**—New beds may be made by taking off rooted offsets, or by piping, shading them for a few days after their removal. Such will bloom profusely at the end of the summer.

**CAMELLIAS.**—If the new shoots have nearly done growing, place the plants in a warm greenhouse, or in a stove at 70°, in order to assist the plants in producing flower buds.

**HERBACEOUS PLANTS**—should regularly be tied up as they advance in growth, not allowing them to grow too far before this attention is given, or many kinds will become unsightly.

**BALSAMS.**—See culture of, in vol. i.

**TRIVERANIAS.**—See vol. i.

**SEEDS** of hardy Biennials, such as Sweet Williams, Scabious, &c., should be sown for plants to bloom next year.

**THE DOUBLE SCARLET LYCHNIS, &c.**—The double scarlet Lychnis, and such like plants, should be propagated by cuttings. Dahlia cuttings will easily take root if placed in a brisk heat. Continue to cut box edgings and hedges, where it was not done last month. Where it is desired to save seed of Ten Week, Russian, or German Stocks, only allow those single ones to remain the flowers of which have five or six petals; if such be reserved they will generally produce double flowering plants. Towards the end of the month, Roses may be budded: the first week in August is however considered better.



1111

1112

1113

1114



1. *Chorizema latifolium*: 2. *Sompholobium Youngii*

*Floricultural Cabinet, July, 1844.*

THE  
FLORICULTURAL CABINET,

JULY 1ST, 1841.

---

PART I.  
EMBELLISHMENTS.

---

ARTICLE I.

1.—CHOROZEMA LATIFOLIA. (*Broad-leaved Chorozema.*)

LEGUMINOSÆ. DECANDRIA MONOGYNIA.

[Chorozema, from *choros*, a dance; and *zema*, a drink.]

THIS name was suggested to Labillardière, who originally discovered the plant upon the south-west coast of New Holland, at the foot of the mountains, near a spot where, after finding many salt-springs, his party met with an ample supply of fresh water.

We received seeds (along with many others) of this very beautiful flowering kind from Edward Young, Esq., Codrington, near Newark, and it has recently bloomed with us. The plant is of vigorous habit, a very free bloomer, and is far handsomer than any other kind we have seen; it deserves a place in every collection of greenhouse plants. Like all the other kinds it grows freely in a compost composed of two parts turfy peat, one part sand, and one part of light loam, with a little well rotted manure. The compost should not be sifted but chopped with a spade; this attention is essential to success. A free drainage should also be given. Wide and shallow pots too are much better than narrow and deep ones. In pots of the latter kind the plants grow spindling, but in the former generally bushy and vigorous, having plenty of surface room for the roots. The plants require to be kept in the greenhouse all the year, having plenty of air. When they are growing, a free supply of water is required; but when dormant, very little, or the points of the roots will rot, and the plants be sickly. Plants are easily raised by cuttings of the young ripened shoots, of three or four joints long, slipped off, and

made smooth at the edges; these soon root when inserted in pure white sand upon a pot half filled with rough peat drainage. Before inserting the cuttings the sand should be watered and pressed firm. A bell glass should be placed over the cuttings when inserted, and the pot be put where it can have a gentle bottom heat, and the glass be dried every morning. When the sand appears dry, a little soft water should be given. When rooted, pot into thumb-pots, and re-pot as soon as the pots become filled with roots, or the plants will become stunted.

2.—GOMPHOLOBIUM YOUNGII. (*Mr. Young's Gompholobium*)\*

LEGUMINOSÆ. DECANDRIA MONOGYNIA.

We received seeds of this plant too from Edward Young, Esq.; it has recently bloomed with us, and far exceeds in beauty any other we have seen. The plant grows very freely, blooms profusely, and merits a place in every greenhouse. The same mode of treatment as is given above for the chorozema is applicable to the present plant, and will be equally successful. As to form of growth, it may be grown as a very interesting object over trellis-work.

---

## ARTICLE II.

### ON THE CULTURE OF FUCHSIA FULGENS AND LECHE- NAULTIA FORMOSA.

BY MR. JAMES M'MILLAN, GARDENER TO C. W. NEWMAN, ESQ., OAK LEIGH, NEAR  
NORTHWICH, CHESHIRE.

HAVING observed in your last CABINET that one of your correspondents requests information on the best method of cultivating the *Fuchsia Fulgens*, I herewith send you a description of the method which with me has produced a very favourable result. The soil I use is a strong rich loam, mixed with rotten dung and a little white sand. This compost I have not the least hesitation in recommending, as being exceedingly well adapted for the purpose. Care however must be taken that the plant has plenty of pot-room and a good drainage. Amongst the various tribes of green-house plants, I have never found any that answers forcing better than the *Fuchsia Fulgens*; it was among the first that I moved from the greenhouse or any other department when I began forcing.

\* *Gompholobium*, from *gomphos*, a club; and *lobos*, a pod; alluding to the form of the seed-pod.

Your correspondent desires to be informed whether it is the mode to cut it down close to the pot or not; I have operated upon it both ways successfully. But I would prefer the latter method, from this consideration, that it invites the growth of foliage from the very bottom of the stem, and thereby enhances the beauty of the plant.

When it begins to shoot, I choose three of the strongest and healthiest stalks, and suppressing the growth of the rest, allow them to run, sticking each by itself, inclining a little outward in such a manner as to form a triangle. Under this management, and supplied with the compost I have above described, they will push with vigour and strength, and produce a most graceful appearance, from the expanded luxuriance of its massy foliage, to the elegantly trumpeted blossoms that hang from the corners of the triangles in clusters of pendant beauty.

I also observed a query on the *Lechenaultia Formosa*. Although this plant is not of that description which commands our admiration and attracts our attention by a gigantic structure, or massive embellishments, yet it is one that seduces our observation and regard by the interesting neatness and beauty of its deep crimson flowers. The querist states that with him the flowers drop off, and the little branches wither, but pursuing the management underneath described, I find that it blooms very freely; in fact it is scarcely ever without some portion of bloom. I imagine that a fruitful cause of decay may be attributed to the unprepared condition of the soil that is used. As well might the gastric juice attempt to reduce to chyle, fit for the lacteal vessels, and the proper and suitable nourishment of man, raw and unwholesome food, as the ramifications of the roots of a tender plant to imbibe proper and appropriate sustenance from raw and unseasoned soil.

For my part I would not consider my plants safe if I were to place them in soil new and sour from the pasture. I invariably allow it to lie up in a heap in an airy situation ten or twelve months before using. The compost I use for the *Lechenaultia Formosa* is composed of some peat soil, a little leaf mould, and plenty of white sand, observing that there is plenty of drainage—that it is placed in an airy and warm part of the greenhouse, and never overwatered. This I can confidently recommend, from tried experience, to be a safe and efficient mode of cultivating the *Lechenaultia Formosa*.

## ARTICLE III.

## A DIALOGUE ON THE CULTIVATION OF THE AURICULA.

BY WILLIAM HOWARD, ESQ.

*(Continued from April Number.)*

**INFORMANT.** In admitting air to the plants, take care you do not let any keen cold draughts drive on the expanding petals; if you do, they will cup.

**LEARNER.** What do you mean by this term?

**INF.** Not well expand or lie flat, and when this takes place, it will be found a difficult task to make the flower fit for exhibition. I have found certain plants more liable to cup than others, such as Kenyon's Ringleader, Bearless's Superb, Pollitt's Standard of England, Jingling Johnny, &c. During the time the bloom is opening, they require to be kept from withering, drying, easterly winds, or they are certain to curl up; then some persons use a flattener.

**L.** What is a flattener?

**INF.** An instrument used by florists to cause the petals of Auriculas and Polyanthus to lie smooth; however, to prevent this malady is far preferable to mending it.

**L.** I do not see why this should be designated a malady, the rot may.

**INF.** And so is a cold in the head; and if you intend to keep your plants free from it, mind the wind when it blows keen from the east, north, or north-east; give them air from the west, south, or south-west, and so with discretion from all points of the compass. Remember, never raise the lights, or open the ventilators in the face of a cold driving current of air.

**L.** And what time do you cover them in the evening; with rugs I mean?

**INF.** Generally at sun-set; and in cold, wet, unfavourable weather sooner; at the same time minding to close the ventilators. In frosty mornings it is better not to uncover them before the sun has warmed the atmosphere, but in a fine congenial spring morning they cannot be uncovered too soon. Now I think I have cautioned you enough for this month. In April they will require a similar treatment as regards air; watering, in all probability, may be increased; yet there is no rule without an exception, as in the spring of 1837, when

Auriculas, particularly the mealy-leaved ones, required no more than usually allowed in October; however, that spring was an exception. There was not that year an Auricula in bloom, in this part of the country, before the 25th of April. My directions regard the usual seasons. The Auricula ought by this time to be fully expanded; in hot days they will require shading from the sun, from ten to four o'clock in the evening, which I do by throwing a green baize over the glass, at the same time giving them all the air, with discretion, you possibly can, by opening each ventilator when the wind is not too rough, to prevent the stems being drawn too fine. I still continue to cover them up at night. By no means leave the lights off in the day longer than you remain in the garden, for the slightest shower would at this time quite spoil their bloom by mixing their colours, and reduce to a nullity all your præter trouble. In this month the first exhibition for the Auricula and Polyanthus is usually held. Persons who are in a floricultural society generally, after the first show day is over, remove their plants to summer quarters. Should the weather prove very warm in May, the sooner the plants are placed where they will receive the morning sun only the better. Those plants I reserve for seed I put where they will have the full day's sun, minding to supply them well with water, and in hot weather I keep soakers under them; yet I do not expose them to a long continuance of heavy rain, since it often causes the capsule to burst before the seed is matured.

L. When do you consider the best time to sow the seed?

INF. As soon as it is ripe.

L. I have heard that February is the best month.

INF. If the seed is sown in the spring, it will be two years from the time of sowing before the young plants will bloom; whereas if the seed be sown in August, in all probability, with proper treatment, the plants will bloom the next spring twelvemonth. I have, however, three plants now in bloom, which were sown only in February, 1840, being only fourteen months to the present time. They were transplanted the end of September, the rest were left in the seed-bed to bloom where they were sown: there are about three hundred in all. I sometimes sow them in large pots, taking care to put plenty of draining under them.

L. What do you use for draining?

INF. Broken pieces of pots or bricks, small stones, or the bone

dust that will not pass through the riddle ; but potters' fret, which is used for making china, when broken to the proper size, (it looks like pieces of crystals, or "Snowdon diamonds,") and when covered with a little white moss to prevent the compost trickling in, it cannot be surpassed. I then fill up the pot with the best old compost, and keep it in a fine vegetating state, just moist ; I place it in a slight hot-bed till they are up, which will be in about a month.

L. Will they not sooner spring in heat ?

INF. Yes, if placed in stronger heat than I think prudent ; for it only draws them up fine, and makes it more difficult to harden them. Those who have the advantage of a greenhouse cannot do better than sow the seed in boxes and place them near the glass. My old floricultural friend at Offley Hay, in Staffordshire, always raised his under a hand-glass. He was the grower of Lord Nelson, Sweepstakes, and Eclipse, which last is said to be one of the best grey-edged in the kingdom, but it is in few hands at present. He had seven plants of it, and gave me my choice of one ; he sold the remainder to a person in Shrewsbury for two guineas ; if they had been in the possession of some London florists they would not have parted with them for less than twenty. Poor old man ! he died about two years since, upwards of eighty, and devoted to flowers to the last.

L. He was your namesake, I think.

INF. He was, and that's all ; but a more honest, well-disposed man in his station could not be. I never had a flower from him but it proved to be what he called it ; this is more than I can say for some others. However, to return to the seedlings : remove them from the hot-bed as soon as they have formed three or four leaves ; transplant them carefully ; screen them from hot sun and heavy rain ; keep them free from snails ; not too wet. It is a good plan to place small stones round them to prevent their roots rising out of the compost, and then you may water them with a fine rosed watering pot, which is less trouble than using a brush, as recommended by some. There is trouble with them, but the interest that a person feels who is fond of these plants in watching them expand into bloom is intense. I have grown as beautiful Selfs and Alpines as ever were seen ; but to grow good green, white, or grey-edged is rare.

L. Now, how do you manage your old plants in May, after they are placed in their summer quarters ?



INF. By taking care to supply them with water in very hot weather ; if not so hot, every other day, and putting the shutters up in a continuance of heavy rain, for they will not bear too much of this at any season. In this month the plants are very liable to be troubled with the aphides ; they must be brushed off and the plants washed with tobacco water.

L. How strong do you make it?

INF. The great desideratum seems to be the exact proportions of the tobacco and water ; this I have not yet discovered to my own satisfaction. From a subscriber to the CABINET, I learn, vol. viii., page 183, that some which he purchased was so strong that it killed his plants ; whereas others have used it so weak, that they have only had their trouble for their pains. I think it may be easily discovered : suppose a series of experiments were tried on a few plants of trivial value, in pots, common border Auriculas, beginning with three or four ounces of tobacco to a quart of water, and increase or decrease till you find what the plants will bear to have the desired effect without injury ; a rule can then be given by the proportions being known, without which it is a folly to say tobacco water is a cure for the aphides. To return to these green plagues of Auriculas, it is necessary to keep them under ; I have known plants killed by them, particularly Polyanthuses. The fly is easily destroyed, by placing your pots in a frame rendered air-tight and fumigating them with tobacco. I know not a better method than that described in the CABINET, vol. viii., page 264. Carefully watering and keeping off the aphides is the chief business with Auriculas, in May, June, July, and August ; remember they will not bear to be saturated day after day at any season.

*(To be continued.)*

---

#### ARTICLE IV.

##### ON THE CULTURE OF THE CYCLAMEN PERSICUM.

BY G. E. GROVE, WITHAM.

HAVING observed in the last Number of the FLORICULTURAL CABINET a request of a constant reader on the Culture of the Cyclamen, I have endeavoured to comply with his request by sending the following for inspection.

This beautiful bulb appears to have been introduced about the year 1731, from the island of Cyprus; and though it has been a century in our possession, yet the general culture certainly cannot be successfully understood, as we seldom find it in any thing like perfection, being generally a weak plant both in leaf and flower, with seldom more than twenty blossoms at a time on the bulb. The method generally practised with this handsome bulb is to suffer it to blossom in the greenhouse; and the latter end of the summer and autumn months it is usually put away in some dry place, and frequently the pots turned on one side in a dry state, and not suffered to vegetate till the following spring, when the bulb is frequently found as dry as possible: it then undergoes the same treatment as in the preceding year. After a renovation by moisture, heat, and nature having performed its office, it is again assigned to the drying system. As this plant blossoms early, I should advise assisting it with a little heat. Select a few pots and place them in the hot-house in the beginning of February, they will soon show their blossoms; remove them by degrees into their old quarters, the greenhouse, they will soon form their seed-vessels if assisted with plenty of air; and when you find the seed sufficiently ripe, sow it immediately in pans, the plants will appear in the autumn; let them remain in the greenhouse till about the beginning of May. In removing the plants from the pans, you will find they have formed bulbs about the size of a pea, and some as large as a hazel-nut. Prepare a bed for their reception by digging and raking the soil to a fine mould; cover the same over with about two inches of sandy peat, plant the bulbs six inches apart, cover them over with a frame, and in the day-time admit what air is required according to the state of the weather. About the middle of summer, when you apprehend all danger of frost is over, the frame may be taken away, as the plants will require no further care than sufficiently watering them. About October, take them up and pot them in the following compost:—Two parts loam, two parts leaf mould, one part rotten dung that has lain two years. Add to it one part of sand, mixing them well together before using it, and if a fine growing summer succeeds, some of the bulbs will be two inches in diameter, and produce as much blossom as a plant two years old by the drying system.

---

## PART II.

## MISCELLANEOUS INTELLIGENCE.

## LONDON HORTICULTURAL SOCIETIES.

EXHIBITION AT THE GARDENS, MAY 15.

THIS exhibition took place on one of the finest of May days, with no north-east winds to chill the throng of visitors, nor a single threatening cloud to raise the apprehensions of the invalid. The gardens, too, with the Rhododendrons and Azaleas in full flower, the noble *Glycine sinensis* decorating the walls with its countless bunches of fragrant blossoms, and the bright, clear, full-grown foliage of the trees, uninjured by frost or drying winds, were in a state of greater beauty than is often seen at the close of an English spring. Five thousand seven hundred visitors filled the grounds, among whom were H. R. H. the Duke of Cambridge, the Duke of Devonshire, Lady Carlisle, Lady Dover, Lady Mary Howard, Lady Newburgh, Lady Bridport, Lady Grenville, Countess de Salis, the Marquis of Northampton; Earls Fitzwilliam, Carlisle, Talbot, Ilchester, Bradford, and Delawarr; Lords Hill, Portman, Rodney, Burghersh, Oranmore, Sandon, Morpeth, Stavordale, and Prudhoe; Sir William and the Hon. Lady Middleton, the Hon. Mrs. Rushout, the Count and Countess Bjornstierna, Baron Blome, M. de Gersdorff, the American Minister and his lady, together with a crowd of other persons of rank and station. The bands of the Coldstream, the Royal Horse Guards, and the First Life Guards, played during the afternoon.

Never was there a more signal exemplification of the benefits which an institution like this is capable of conferring. The establishment of horticultural exhibitions, by encouraging competition, excites a degree of emulation which could not be obtained without the prospect of public praise or reward. Hence, though there was exhibited last Saturday a varied collection of whatever is either beautiful or rare at the present period, the most remarkable feature in the objects brought forward was the singularly successful manner in which they had been grown. The majority of the specimens possessed vigour and prodigality as well as richness of blossoms, which a knowledge of the true principles of culture and a correct acquaintance with the habits of individual tribes could alone have produced.

Azaleas formed one of the classes in which the most striking improvement has occurred. When the beautiful varieties now cultivated to such perfection were originally introduced, there was a barrenness of stem, a deficiency of foliage, and a scarcity of flowers which detracted much from their splendour. Enlarged acquaintance with the different modes of treating them has brought them into a totally opposite condition. In the specimens of Messrs. Green, Butcher, Falconer, and others, the stems are barely perceptible; the shoots bend over the edges of the pots, and the blossoms and leaves are so dense that it is almost impossible to see through them, patches of the latter being only here and there visible, and thus giving greater brilliancy to the flowers. The character here spoken of was especially conspicuous in *A. Indica lateritia*, *variegata*, *Smithii*, and a magnificent crimson variety in Mrs. Lawrence's group, with blooms of an immense size and dazzling brightness. It is probably the one called *A. Indica splendens*. Mr. Green's double red kind, though not so compact in habit, was likewise particularly showy. Next to Azaleas, the Cactaceous race was most noticeable. The *Cereus Jenkinsonii* and *Epiphyllum speciosum* from Mr. Green, gardener to Sir E. Antrobus, Bart., of Cheam, were amazingly large, and well covered with blossoms. Specimens of the same kinds, together with a large *Cereus speciosissimus*, and a fine plant of *C. Mallisonii*, with its rich crimson flowers, were supplied by Mr. Butcher, gardener to Mrs. Lawrence, of Ealing Park; while Mr. Bruce, gardener to B. Miller, Esq., Tooting, exhibited a dwarfier plant of *Epiphyllum speciosum*, which was literally a complete mass of delicate pink bloom; and Mr. Jackson, of Kingston, contributed a charming *E. Ackermanni*, which was nearly as broad as it was high, and of the most elegant proportions; the flowers of the last were very gorgeous. In all these, and many more, which

there is not space to mention, the high state of health, conjoined with the prodigious quantity of blossoms, elicited much admiration. The climbers dispersed through the larger collections, exhibited singly or arranged in detached groups, were a source of great allurements to the lovers of this interesting tribe. Considerable prizes having been offered for plants of this description, it was to be expected that there would have been a larger number of competitors; but the specimens were, on the whole, highly meritorious, and it is hoped that some of them will have the effect of inducing not a few cultivators to bestow on them that attention they so much deserve. Decidedly the most lovely, though not the most novel, of the climbing species, was *Tropæolum tricolorum*, a plant which will ever retain its high character. Two specimens of this, trained on a trellis, which partially covered the pots, the blossoms being disposed all over with as much regularity as if they had been purposely fastened in the proper position, were subjects of universal esteem; they were shown by Mr. Green. A large plant of *Stephanotus floribundus*, with its sweet-scented white blossoms just beginning to expand, formed a part of Mr. Butcher's main collection. *Gompholobium polymorphum*, from Mr. Barnes, gardener to G. W. Norman, Esq., was attached to a flat trellis, and its numberless large crimson flowers created a display which was hardly exceeded by any other object. From the same individual there was a beautiful *Poivreia (Combretum) coccinea*, which shows that it can be grown almost as finely in a pot as when planted in the border of a stove. The vivid scarlet of its copious floral racemes was very conspicuous. There was considerable merit in the culture and training of *Zichya coccinea*, brought by Mr. Upright, gardener to G. C. Ridge, Esq. of Morden, and Mr. Wilson of Streatham. *Zichya pannosa*, from Mr. Butcher, was also exceedingly fine; and another species of *Zichya*, from the collection of Miss Traill, was highly creditable to Mr. Hunt, the gardener there. A noble *Clematis Sieboldii* was sent by Mr. Garrett, gardener to Sir H. Jenner; an enormous *Zichya glabrata*, by Mr. Fraser, of Layton; and *Echites suberecta*, with its pretty pale yellow blossoms, together with *Thunbergia Hawtayneana*, having large deep blue flowers, appeared among Mr. Butcher's climbers. It is needless to specify the particular manner in which each species was treated. The principal things to be observed were, that they were grown on circular, cylindrical, flat, or other trellises, according to their habit; and that flat ones are preferred for those kinds which are of weakly growth, and produce great numbers of small flowers; while the more luxuriant sorts, and such as bear larger and scattered blossoms, are affixed to a cylindrical trellis, or to one in the shape of a barrel. In *Pelargoniums*, a very great and manifest improvement has been effected since last year; and this is not so much in the size or figure of the flowers as in their colour, abundance, and the appearance of the plants. We never saw three plants so large and so similar in size, form, and habits, as those exhibited by Mr. Catleugh,—*Climax*, *Cecilia*, and *Discount*,—measuring nearly 4 feet in width. The specimen of *Victory*, in Mr. Cock's collection, was perfect. In the distribution of medals for these flowers our florist friends will be glad to know the names of the winning growers and varieties. The Gold Banksian was awarded to Mr. Cock, for the best collection of six varieties, containing *Jewess*, *Louis Quatorze*, *Joan of Arc*, *Bijou*, *Coronation*, and *Victory*; and among nurserymen, to Mr. Catleugh, for *Erectum*, *Jewess*, *Coronation*, *Florence*, *Victory*. *Una*; the large *Silver* to Mr. Gaines, for *Beauty of Ware*, *Joan of Arc*, *Climax*, *Lineatum*, *Eliza superb*, *Juba*; *Silver Banksian* medals were also obtained by Mr. Gaines, for a brilliant seedling called the *Rising Sun*; and Mr. Catleugh, for *Prince of Waterloo*, a seedling variety, fine in habit, form, and colour, a decided improvement upon *Jewess*, to which it bears a strong resemblance. A variety called the *Shrubland Scarlet*, well adapted for either pots or beds of the flower-garden, must not be passed over. It has large leaves, and copious trusses of the most splendid scarlet flowers; Mr. Conway, of Old Brompton, was the exhibitor of this. Among the *Cinerarias*, the best was one something like *King*, but larger and darker, from Mr. Kyle, gardener to R. Barclay, Esq., Layton, and a beautiful crimson variety from Mr. Green, of Cheam. Of *Calceolarias* there was a profusion, the chief new ones being from Mr. Green and Mr. Catleugh, of Chelsea. A neat little variety was furnished by Mr. Standish, of Bagshot,

which was spotted and blotched, like a leopard, on a yellowish ground. Much notice was taken of six *Hydrangeas*, shown by Mr. Dowson, the gardener to W. Leaf, Esq., of Streatham; and for the size and form both of the individual flowers and heads, they were surpassingly excellent. Heaths of many kinds were abundant, and more than usually good. *Erica persoluta alba*, and *E. perspicua nana*, from Mr. Barnes, both presented a lovely mass of white blossoms; the former we can compare to nothing so well as a snow-wreath. Mr. Plumbly, gardener to E. G. Dimsdale, Esq., produced *E. aristata major*, than which no variety is more showy; and a fine plant of *E. regerminans*, thickly loaded with its small pinkish-white flowers. *E. Hartnelli*, not inferior to *E. aristata major*, *E. elegans*, with a curious habit and delicate pink blossoms, and *E. ventricosa carnea*, which was little excelled by any other, were from Mr. Venables, gardener to W. Harrison, Esq., of Cheshunt. *E. ampullacea rubra*, and *E. Hartnelli nova*, beautifully grown, were sent from Messrs. Young, of Epsom. But the loveliest Heath, and the most charming specimen, was *E. propendens*, grown by Mr. May, gardener to E. Goodhart, Esq.; nothing could exceed the beauty of this plant, which was covered with pretty pink bells, and constituted, both from the immense quantity of its flowers, its low nature, and partially pendent habit, a perfect gem of its kind. In the above enumeration, simply a few of the most striking sorts have been noted; it would occupy half our columns to remark on all. Of specimen plants, not ranking with any of the foregoing classes, yet meriting distinction for their superior culture, such numbers presented themselves that only a selection can be named. In Mrs. Lawrence's collection were *Cytisus racemosus*, about six feet high, spreading in all directions nearly as wide; *Ixora Bandhuca*, with nearly thirty prodigiously large heads of flowers, looking like hemispheres of fire; *Acacia cordata*, a singularly graceful species, in remarkable perfection, and fully five feet high; with a plant of *Euphorbia splendens*, which would half fill an ordinary stove, studded all over with lively crimson ornaments. A specimen of *Chorozema cordatum*, from Mr. Barnes, was, perhaps, the most noticeable instance of good cultivation which the show afforded. Every one knows the rambling nature of this species, and how seldom it can be reduced within moderate dimensions. The plant in question was, however, of a greater diameter than height, the branches numerous, dense, hanging down over the pot, and having a bunch of uncommonly large blossoms at the extremity of each. In short, it might be regarded as a model of perfection; its beauty had apparently been caused by frequently pinching off the points of the young shoots. *Erythrina Christa-galli* was as well grown in a pot by Mr. Butcher as we have ever seen it in the open border. It no doubt requires merely a rich soil and plenty of pot room. The brilliant little *Lechenaultia formosa* was exhibited by several persons, but none had it finer than Mr. Falconer, gardener to A. Palmer, Esq., of Cheam: neither stems, branches, soil, nor the upper part of the pot were at all discoverable; nothing could be seen but a few spots of green foliage, and one blaze of glowing flowers. *Pimelea decussata* and *Coleonema pulchrum*, from Mr. Pawley, of the White Hart Inn, Bromley, were exceedingly well cultivated. *Boronia pinnata*, from G. Alston, Esq., of Birmingham; *Dillwynia speciosa*, from Messrs. Young, of Epsom; *D. floribunda*, and *Chorozema Dicksonii*, from Mr. Hunt, gardener to Miss Traill; *Campanula garganica*, shown by Mr. Taylor, gardener to J. Foster, Esq., Streatham; *Templetonia glauca*, from Mr. Upright, gardener to G. C. Ridge, Esq., Morden; with *Selago Gilliesii*, and *Ixora rosea*, from Mr. Venables, gardener to W. Harrison, Esq., all bore testimony to the sterling value of the plants and the great merits of their cultivators. If there was one object among the specimens which, after the *Chorozema cordatum*, carried away the palm for its splendour, and for the talent displayed in its management, it was probably the *Helichrysum pumilum* of Mr. Bruce, gardener to B. Miller, Esq., of Tooting. This specimen was most magnificent. The plants which obtained an entrance for the sake of their curiosity were *Chamærops humilis*, a dwarf half-hardy Palm, with thick clusters of minute yellow flowers in the axils of its leaves. It was flowered and shown by Mr. Dowson, gardener to W. Leaf, Esq., Streatham. Another object which was singular, and at the same time very ornamental, was *Poinsettia pulcherrima*, from Mr. Edmonds, gardener to his

Grace the Duke of Devonshire, at Chiswick. The scarlet of its bracts was unusually dark, owing to the lateness of its flowering; it was destitute of leaves, which rendered its aspect still more extraordinary. *Ardisia paniculata*, from its spreading pyramidal spikes of pink blossoms; *Aitonia capensis*, for the red hue of its flowers, which have the appearance of a red bladderly capsule; and *Bignonia picta*, a shrub with flowers not much unlike those of *Siphocampylus bicolor*—have all claims to beauty as well as singularity; they were exhibited by Mr. Venables, gardener to W. Harrison, Esq. New or particularly scarce plants were by no means so frequent as specimens of older ones; nevertheless, they were not quite wanting, and comprised a few that were very ornamental. *Gloxinia rubra*, exhibited by Messrs. Young, of Epsom, and Mr. Green, of Cheam, maintains its original character, and will be a great favourite. From Mr. Standish, of Bagshot, there was an enormous plant of *Fuchsia corymbiflora*, which, allowing for the injury it had sustained in travelling, is in every respect as fine as has been represented, and has bloomed all the winter in a warm greenhouse. *Fuchsia Youellii*, with long red flowers, seems a hybrid between *F. fulgens* and some of the smaller species. Cut specimens were at the exhibition from Mr. Youell. There were, moreover, cut flowers of *Aquilegia glandulosa*, from Mr. Smith, gardener to C. Mills, Esq., of Hillington, which showed this species to be one of the handsomest hitherto introduced; they were of a beautiful blue colour, with a pale whitish centre. *Pimelea spectabilis*, grown by Mr. Barnes, was very generally noticed; it had twenty-five bunches of its pinkish-white blossoms, and is of a better habit than most of its allies. A new species of *Gesnera* came from Messrs. Young, of Epsom; it has very broad, large leaves, which are curiously and prominently veined at the back, and panicles of dark scarlet flowers, somewhat of the shape and dimensions of those of *G. Douglasii*. Mr. Watson, gardener to J. Wells, Esq., had a handsome plant of *Platylobium formosum*, the flowers of which are of a great size, yellow, with a dash of brown in the middle. Allied to *Azalea indica variegata*, though not nearly so beautiful, was a novel *Azalea*, sent by Messrs. Rollisson, of Tooting; the flowers are almost white, sparingly and only occasionally striped with reddish pink; it was named *A. Gledstanesii*. Mr. Smith, of Norbiton, again brought forward his new yellow *Rhododendron*, and two others which have a considerable tinge of brown in the ground colour of the blooms. They are all striking objects. *Boronia crenulata* was in Mr. Butcher's exhibition, and is a pretty species, with pink flowers; it is rather inferior to *B. serrulata*. A species of *Cytisus* gave much pleasure, from its elegant pensile branches and diminutive white flowers. This was from Mr. Jackson, of Kingston. Passing to *Orchidaceæ*, the collections of which were not particularly brilliant, we encountered in that of Mr. Mylam, gardener to S. Rucker, Esq.; a stately plant of *Saccolabium guttatum*, with its long pendulous racemes of lovely pink and white flowers; *Aerides affine*, somewhat similar, but wanting the spots in its blossoms, and with a larger lip; *Epidendrum cinnabarinum*, with showy red flowers, elevated on a long stalk, which constitutes a continuation of the slender stem; *Cattleya Mossiæ*, with two flowers, which, though of a less glowing tint than those of *C. labiata*, have a more rich appearance; *Oncidium crispum* and *O. luridum guttatum*, both eminently beautiful. From Mr. Hunt, gardener to Miss Trail, there were *Oncidium sanguineum*, with prettily mottled dark purplish blossoms, and *Epidendrum cristatum*, having small whitish flowers, spotted with brown, and a curiously crested lip. Mr. Barnes had *Cymbidium madidum*, bearing pendent racemes of dingy-brownish blossoms, and the superb *Vanda teres*, of which the blooms were unusually pale. *Peristeria guttata*, a species with drooping scapes, and particularly pretty spotted flowers; *Oncidium divaricatum*, so well known for the airiness and gracility of its flower-spikes, and the rich tints of the blossoms; and a fine plant of the old *Phaus grandifolius*, whose inflorescence must have been greatly retarded by some means, were in Mrs. Lawrence's principal collection. *Chysis aurea* and *Oncidium stramineum* were also from the same establishment. Messrs. Rollisson, of Tooting, furnished, among other *Orchidaceæ*, a plant of *Cyrtorchilum filipes*, which has a tall slender flower-stem, brownish sepals and petals, and a spreading yellow labellum. To connoisseurs, however, the greatest novelty

was a specimen of *Cattleya Aclandiae*, which was superior in size and colouring to the published figure. The plant is not more than three or four inches high, and the flowers are large and solitary, the sepals and petals being agreeably mottled, and the lip of a deep pinkish-purple. It was sent from Mr. Pascoe, gardener to the Earl of Falmouth, and unfortunately the flower was slightly faded. The other flowers worth mentioning are some collections of cut blossoms, which were well arranged, but contained nothing novel; a stand of handsome German Stocks, from Mr. Wilmer, of Sudbury; some cut Roses, exhaling a delicious odour, from Messrs. Lane, of Berkhamstead; and some Seedling Heartsease, of which one was very large, and approaching to black, came from Mr. Silverlock, Chichester; and there were three from Messrs. Brown, of Slough. Among the Tulips from Mr. Wilmer many of the flowers were exceedingly fine, the cups large, ground-colour pure, and the markings fine. Among others we noticed excellent specimens of Rubens, Franciscus Primus, Imperatrice de Maroc, Rose Bianca, Quarto, Triomphe Royal, Mason's Matilda, Ponceau très blanc, and two Roses unnamed broken by Mr. Wilmer—Weltzie's Monarch, Charbonnier, and the finest Gloria Mundi we ever saw.

Of course the number of medals awarded upon such an occasion as this was considerable. The following is the official return of them:—

**THE GOLD KNIGHTIAN MEDAL.**—To Mr. Green, gardener to Sir E. Antrobus, and Mr. Butcher, gardener to Mrs. Lawrence, for large collections of stove and greenhouse plants. To Mr. J. Davis, gardener to Sir S. H. Clarke, for a miscellaneous collection of fruit. To Mr. W. Barnes, gardener to G. W. Norman, Esq., for twenty species of Cape Heaths. To Mr. Mylam, gardener to S. Rucker, Esq., and Messrs. Rollisson and Sons of Tooting, for collections of six species of Orchidaceous plants.

**THE GOLD BANKSIAN MEDAL.**—To Mr. W. Barnes, gardener to G. W. Norman, Esq., for a large collection of stove and greenhouse plants. To Mr. Hunt, gardener to Miss Traill, and Mr. C. Young, of Epsom, Surrey, for small collections of plants. To Mr. E. Davis, gardener to the Lord Boston, for a miscellaneous collection of fruit. To Mr. J. Falconer, gardener to A. Palmer, Esq., for greenhouse Azaleas. To Mr. R. May, gardener to E. Goodheart, Esq., for six species of Cape Heaths. To Mr. Butcher, gardener to Mrs. Lawrence, for three species of Orchidaceous plants. To Mr. Cock, of Chiswick, and Mr. Catleugh, of Hans-street, Chelsea, for large collections of Pelargoniums.

**THE LARGE SILVER MEDAL.**—To Mr. T. Jackson, for a large collection of stove and greenhouse plants. To Mr. Venables, gardener to W. Harrison, Esq., for a small collection of plants. To Mr. Bruce, gardener to B. Miller, Esq., and Mr. Hunt, gardener to Miss Traill, for collections of six species of plants. To Mr. Butcher, gardener to Mrs. Lawrence, for stove and greenhouse Climbers. To Mr. Chapman, of Vauxhall, for Grapes. To Mr. C. Judd, gardener to G. Knott, Esq., for Pine Apples. To Mr. Butcher, gardener to Mrs. Lawrence, and to Mr. T. Jackson, for twenty species of Cape Heaths. To Mr. Bruce, gardener to B. Miller, Esq., for six species of Cape Heaths. To Mr. Hunt, gardener to Miss Traill, for a collection of six species of Orchidaceous plants. To Mr. J. Pascoe, gardener to the Earl of Falmouth, for *Cattleya Aclandiae*. To Mr. Mylam, gardener to S. Rucker, Esq., for *Saccolabium guttatum*. To Mr. Falconer, gardener to A. Palmer, Esq., for *Lechenaultia formosa*. To Mr. Bruce, gardener to B. Miller, Esq., for *Helichrysum pumilum*. To Mr. W. Smith, for a new *Rhododendron*. To Mr. C. Young, for *Gloxinia rubra*. To Mr. Standish, for *Fuchsia corymbiflora*. To Mr. Slow, gardener to W. R. Baker, Esq., and to Mr. Gaines, for large collections of Pelargoniums. To Mr. Cock and Mr. Catleugh, for small collections of Pelargoniums. To Messrs. Lane and Sons, for a collection of Roses. To Mr. Green and Mr. Catleugh for Herbaceous Calceolarias. To Mr. Green and Mr. Catleugh, for Shrubby Calceolarias. To Mr. Green, for Seedling Calceolarias.

**THE SILVER KNIGHTIAN MEDAL.**—To Mr. Venables, gardener to W. Harrison, Esq., and to Mr. Upright, gardener to G. C. Ridge, Esq., for collections of six species of plants. To Mr. W. Dowson, gardener to W. Leaf, Esq., for Hy-



drangeas. To Mr. Venables, gardener to W. Harrison, Esq., for Cut Flowers. To Mr. Bruin, gardener to R. Gunter, Esq., for Grapes. To Mr. Mann, gardener to J. Bishopp, Esq., and Mr. Appleby, gardener to T. Brocklehurst, Esq., for Pine Apples. To Mr. Mann, gardener to J. Bishop, Esq., for Cucumbers. To Mr. Green, gardener to Sir E. Antrobus, for Melons. To R. Brook, Esq., for Apples. To Mr. Upright, gardener to G. C. Ridge, Esq., for greenhouse Azaleas. To Mr. Venables, gardener to W. Harrison, Esq., for twenty species of Cape Heaths. To Mr. Green, gardener to Sir E. Antrobus, for Tall Cacti in flower. To Mr. W. Barnes, gardener to G. W. Norman, Esq., for a collection of six species of Orchidaceous plants. To Mr. Bruce, gardener to B. Miller, Esq., for *Oncidium pumilum*. To Mr. Butcher, gardener to Mrs. Lawrence, for *Erythrina laurifolia*. To G. G. Alston, Esq., for *Boronia pinnata*. To G. G. Alston, Esq., for *Erica fastigiata*. To Mr. Barnes, gardener to G. W. Norman, Esq., for *Pimelia spectabilis*. To Mr. Bromley, gardener to Miss Anderdon, for a small collection of Pelargoniums. To Mr. W. Watson, gardener to J. J. Wells, Esq., for Herbaceous Calceolarias. To Mr. Wilmer, of Sunbury, Middlesex, for Tulips.

THE SILVER BANKSIAN MEDAL.—To Mr. J. Kyle, gardener to R. Barclay, Esq., for a seedling *Erica*. To Mr. Sellers, gardener to L. V. Watkins, Esq., and Mr. G. Hall, gardener to W. B. Harcourt, Esq., for Grapes. To Mr. Mann, gardener to J. Bishopp, Esq., and Mr. Bruin, gardener to R. Gunter, Esq., for Pine Apples. To Mr. Baldwin, for Apples and Pears. To Mr. Hardy, gardener to J. Jarrett, Esq., for Melons. To Mr. Falconer, gardener to A. Palmer, Esq., for *Ixora coccinea*. To Mr. Pawley, for *Pimelea decussata*. To Mr. Davis, gardener to Lord Boston, for *Azalea indica splendens*. To Mr. Hunt, gardener to Miss Traill, for a large collection of Pelargoniums. To Mr. Gaines and Mr. Catleugh, for Seedling Pelargoniums. To Mr. Mountjoy, for Heartsease.

*Exhibition at the Garden, June 12.*—The visitors amounted to 9080 persons. The Duke and Duchess of Sutherland, the Duke of St. Alban's, the Marquis and Marchioness of Normanby, Lady Carlisle, Lady Newburgh, Lady Mary Howard, Lady Elizabeth Gower, Lady Grenville; Earls Talbot, Ilchester, and Brownlow; Lords John Russell, Portman, Leigh, Prudhoe, Walsingham, and Stavordale; the representatives of the courts of Bavaria, Denmark, Sardinia, Sicily, and Portugal, with great numbers more of the fashionable world, were among the company.

Although the exhibition in June is generally inferior to that of May, yet, on the present occasion, it is doubtful whether the display was not still finer than what was witnessed here a month ago. We would fain hope that the results of these meetings on horticulture will continue to develop themselves till the British Isles shall be one great garden, and their inhabitants, through the medium of countless local associations, shall form a single grand and comprehensive institution for the advancement of the gardening art.

The Cacti, which, of all the more dazzling objects exhibited, were the most noticeable, were covered with an astonishing profusion of blossoms, and appeared in the most exuberant condition. Most of them testified to the high cultivation they had received, and either to the application of manure-water while growing, or the employment of an enriched soil. But the circumstance which had evidently tended most effectually to produce their superiority, was their having been grafted on stronger sorts. *Cereus speciosissimus* is generally chosen as a stock for this purpose, not requiring itself any extraneous aid; though even larger kinds, such as *C. heptagonus*, were occasionally seen with the lovely flowers of *Epiphyllum speciosum*, or the singular branches of *C. flagelliformis*, depending gracefully from the summit of their stems, these last being reduced to three or four feet in height. Mr. Green, gardener to Sir Edmund Antrobus, Bart., Cheam, who extensively adopts the grafting process, exhibited some noble specimens, which abundantly attested its advantages. A plant of *Epiphyllum speciosum*, about four feet high, and of a rather greater diameter, was remarkably fine; and it is no exaggeration to say that scarcely anything but flowers could be perceived. A similar plant of the same species, and of *E. Ackermannii*, from Mr. Barnes, gardener to G. W. Norman, Esq., and



of *Cereus Jenkinsonii*, from Mr. Falconer, gardener to A. Palmer, Esq., of Cheam, were quite as liberally bedecked with their beautiful blossoms. *Cereus Mallisonii*, again, shown by Mr. Bruce, gardener to B. Miller, Esq., Mitcham, had a considerable number of fine crimson buds, but a sufficient quantity of them was not expanded, and the plant, by being trained too closely round a cylindrical trellis, looked somewhat formal. A charming new variety, called *Epiphyllum speciosum grandiflorum*, was brought by Mr. Upright, gardener to G. C. Ridge, Esq., Morden, and stood forth conspicuously, on account of its flowers being nearly twice the size of those of the original species, and of a deeper pink hue. This, too, was a grafted specimen. The collection of new seedling Cacti, sent by Mr. John Green, contained several very valuable hybrids: the principal ones had the habit of *Cereus Jenkinsonii*, with a large proportion of that inimitable blue colour in the centre which characterises *C. speciosissimus*. One, likewise, partook of the character of *C. flagelliformis*, but had fewer spines, deeper green stems, and dark crimson flowers, richly tinted with bluish purple. It was grafted on *C. speciosissimus*, and had an elegant effect. Many of these were trained to interestingly formed trellises. After the Cacti, the Heaths created the most striking display among the more popular tribes of plants. The specimens were so symmetrically grown, the foliage of such an intense green colour, and the flowers disposed in such enormous and dense masses, that, considering the immense quantity present to which these remarks are applicable, it may be said to be demonstrated that the difficulties supposed to attend the culture of this inestimable genus are altogether imaginary. Every plant, we may observe, had evidently been guarded against the injurious exposure to which they are sometimes subjected near London, for the sake of preserving them from mildew, and a continual preservation in a house or frame through which a regular current of air can be freely circulated. No list of the species or varieties most beautifully in flower can here be attempted; but *E. splendens*, with its large, inflated, bright scarlet blossoms, and the many varieties of *E. ventricosa*, *vestita*, and *tricolor* were particularly splendid. *E. Patersonia monstrosa*, exhibited by Mr. Barnes, deserves mentioning as a handsome variety, with large and copious yellow flowers; and *E. depressa*, from Mr. Dickson, of Brixton, had a peculiarly deep verdure to its foliage, and an abundance of pretty yellow blossoms. Climbing plants were neither numerous nor extraordinary; and it is to be regretted that more attention is not bestowed on so interesting a group. When every one comes to know that they are enhanced in beauty and fertility by being kept in a pot, and trained spirally round a cylindrical trellis, we hope to see them more common in gardens and at exhibitions. Mr. Butcher, gardener to Mrs. Lawrence, Ealing Park, furnished two handsome plants of *Manettia cordifolia*, which completely concealed a round wire frame to which they were attached, the pretty red blossoms standing out at nearly equal distances over the entire surface; it had 500 flowers. From the same establishment there was a gigantic trellis-trained plant of *Stephanotis floribunda* loaded with its fair white and odorous flowers, and almost exceeding its natural luxuriance; and *Echites suberecta*, with scattered bunches of pale yellow blooms. A specimen of *Chorozema cordatum*, treated as a climber, and supported by a trellis five feet in height, was from Mr. Hunt, gardener to Miss Traill; and, by the freedom with which it had been induced to branch, from constant decapitation, and the clusters of flowers which consequently adorned each of the shoots, it was rendered very attractive. *Clematis Sieboldii* affixed to a neat trellis, by Messrs. Young, of Epsom, though quite hardy, shows itself to greatest advantage when retained in a pot and thus treated; for if fastened to a wall, or any flat surface, the flowers are scattered, and their showy centre is not sufficiently apparent. The plant in question was bearing upwards of fifty flowers on a frame not more than three feet high and about the same circumference. All the flowers were so protruded that the observer could look down on them, and at once discern their beauties. It would be well if this plan were more extensively practised. Of general greenhouse plants there were many magnificent collections. We shall enumerate a few of the best species, as well as point out the finer specimens. *Lechenaultia formosa* was again contributed by Mr. Falconer, gardener to A. Palmer, Esq.; and some younger and rather

more healthy plants were sent by other exhibitors, of whom Mr. May, gardener to E. Goodhart, Esq., Beckenham, Mr. Hunt, gardener to Miss Traill, and Mr. Barnes, gardener to G. W. Norman, Esq., were the chief. Those from the three last persons were in all respects perfect, and the manner in which Mr. Falconer's plant has maintained its beauty since the May exhibition, with the promise it gives of continuing to do so for a yet indefinite period, shows that it has few rivals in point of ornament. *Pimelia hispida*, from Mr. Barnes, was only inferior in the dimensions of its floral branches to *P. spectabilis*. *P. decussata*, in Mr. Butcher's collection, assumed the form of a small tree, its single stem and drooping head being fully six feet above the pot, the branches presenting a nearly continuous sheet of delightful pink blossoms. Perhaps this was one of the most astonishing of all the objects of its class. A very dark and rich-flowered variety of the same species—the specimen being likewise distinguished for size and good culture—was brought forward by Mr. Barnes. *Jacksonia scoparia*, a *Cytisus*-like plant, with a simple stem, long slender pendulous branches, no leaves, and a prodigality of sweet yellow blossoms, came from Messrs. Young, of Epsom. To *Helichrysum humile*, anew exhibited by Mr. Bruce, as well as by Mr. Barnes and others, the commendation so freely granted to *Lechenaultia formosa* for the duration of its flowering period seems alike applicable. The plants had more than 100 blossoms on each. *Dracophyllum gracile*, shown by Mr. Barnes, and an enormous plant of *Epacris ceræflora*, by Mr. Green, were both extremely beautiful. Each has numberless small white flowers, those of the former being collected into terminal heads, while the blossoms of the latter are produced all up the branches, from their sides. It is one of the prettiest of the genus, and is distinguished by blooming so much later, and remaining in flower such a length of time. Of *Epacris grandiflora* there were two huge specimens belonging to Mr. Jackson, of Kingston, the tallest of which was six feet high, and bushy and healthy, and bearing flowers in due proportions. The combination of crimson and white in this old flower is exceedingly fascinating; and we never saw better-grown plants. The specimens of *Stylidium fasciculatum*, from Mr. Butcher, Mr. Jackson, &c., prove that this is a most desirable little plant, as well for its dwarfness and the great profusion of its pink and white flowers, as for their interesting nature. *Lachnæa pupurea*, in Mr. Hunt's group, was well calculated to give a more favourable idea of the species than has hitherto been entertained. Its heads of pretty pinkish purple flowers made a very showy appearance. *Pimelea incana*, four feet high, from the individual last named, demonstrated the rare liberality with which it protrudes its charming little white blossoms, and the graceful pendent disposition of the branches in large specimens. Mr. Dodemeade, gardener to W. Leaf, Esq., Streatham, supplied plants of *Diplacus puniceus*, and *Siphocampylus bicolor*, in a most vigorous and prolific condition; they are highly ornamental when thus appropriately cultivated, but are commonly too much stinted for water, or placed in too impoverished an earth. *Fuchsia Chandlerii*, a hybrid raised last year by Messrs. Chandler, of Vauxhall, between *F. fulgens*, and one of the smaller sorts, has its sepals of a whitish pink hue, tinged with green; its habit is like that of *F. globosa*. A plant in great perfection came from Mr. Dodemeade. *Fuchsia Standishii* was finely grown by Mr. Green, and stands very high among hybrids. *F. retorta*, probably a garden variety, appeared from Mr. Jackson, of Kingston, and is allied to *gracilis*, with reflexed sepals. And we were pleased to notice an admirable dwarf and spreading plant of the old *F. globosa*, also from Mr. Jackson, which has been too much disregarded since the influx of so many hybrids. *Cosmelia rubra*, though a straggling species and a shy flowerer, seems to be brought to a good flowering state by Mr. Green, and its drooping red blossoms are interesting as compared with the rigid, recurved scanty foliage. Two of the best grown greenhouse plants that we saw were the *Boronia denticulata* of Mr. Hunt, and *Polygala oppositifolia*, from Mr. Falconer, of Cheam. The first was conspicuous for dwarfness, compactness, general health, and prolificness; the last mainly for the agreeable disposition of its branches, and the amazing abundance of its peculiarly handsome flowers. From the stove-plants present we shall just select a few of the most meritorious. *Gloxinia rubra* reappeared from Messrs

Young, Epsom, and from other establishments, and goes on developing its novel reddish-crimson flowers with additional freedom. *Gloxinia violacea*, of which a noble plant was sent by Mr. Mountjoy, of Ealing, is most likely a hybrid, between some species of *Gloxinia* and the so-called genus *Sinningia*. It is caulescent, but dwarf, has shining leaves, and large deep violet-coloured blossoms. *Gesnera discolor*, the plant exhibited by Messrs. Young, of Epsom, at the last meeting, was produced in a more advanced stage. *Curcuma Roscoeana*, an extremely beautiful stove herbaceous plant, came from Mr. Bruce, gardener to B. Miller, Esq.; the colour of the bracts was a pale reddish-pink, which is perhaps due to the precocity of their development, for they are naturally, in favourable circumstances of moderate heat and adequate solar light, of a pure scarlet. A species of *Sinningia*, possibly *villosa*, deserves praise for the excellence of its culture by Mr. Hunt, gardener to Miss Traill, and its flowers, though not showy on account of their dull yellowish hue, are by no means without beauty. The *Ixora coccinea*, from Mr. Hunt and Mr. Bruce, were beyond all commendation. A head of blossoms on that of the former was at least nine inches across. *Clerodendron speciosissimum*, also grown by Mr. Bruce, had leaves of surprising dimensions and verdure, the stem being surmounted by a panicle of glowing red flowers. *C. hastatum* and *paniculatum*, both with spacious hastate leaves, and large terminal clusters of reddish-yellow blossoms, are valuable stove shrubs, and were exhibited in a most creditable state by Mr. Hunt. The superb *Rondeletia odorata*, one of the handsomest of all stove plants when properly managed, and bearing its sweet orange and red flowers for a lengthened period, was, we think, never seen in finer perfection than as produced by Mr. Butcher and Mr. Green. The ragged, rambling habit of this plant was hardly to be detected in the specimens spoken of, and the flowers were unusually good. New species, or such as are yet comparatively rare, constituted only a small portion of the exhibition. *Fuchsia cordifolia* is a species of Mexican origin, and has heart-shaped leaves, something like those of *F. fulgens*, but much smaller. The flowers are borne in the axils of the leaves, are solitary, and have light dull orange-coloured sepals, tipped with green.\* A large specimen from Mr. Cock, of Chiswick, was in robust health, and well cultivated. A new hybrid *Fuchsia*, raised and shown by Mr. Standish, Bagshot, differed from *F. Standishii* in having greener foliage and redder sepals, with the petals of a still deeper tint. *Fuchsia globosa variegata* has the leaves curiously and uniformly variegated. It was produced by Mr. Smith, but not in flower. From Messrs. Veitch, of Exeter, a small plant of *Lechenaultia biloba* was sent. As it had apparently flowered without any artificial stimulus, the hue of the blossoms was singularly rich, though there are decidedly two or more varieties of this species. Mr. Marshall, gardener to Mrs. Langley, Kingston, had a plant of *Lilium Thunbergianum*, which was of low growth, and had very dark orange-coloured flowers. It is a hardy Japan species, thriving well, however, in a pot. A specious new annual, *Brachycome iberidifolia*, was sent in great beauty from Mrs. Wray, of Cheltenham. The flowers vary considerably in hue, but were, on the present plant, blue and bluish-purple. It would seem to be adapted for growing in pots, as well as in the open border. The wonderful Pitcher plant (*Nepenthes distillatoria*), about the habits of which such singular statements have been made, was brought in excellent condition by Mr. Mylam, gardener to S. Rucker, Esq., Wandsworth. Some of the pitcher-like appendages to the leaves were unusually fine, the plant being placed in circumstances congenial to its constitution; that is, where heat and moisture abound.—So far we have restricted this record to ordinary plants and tribes; it now becomes necessary to say, that if judgment were to be pronounced without the exclusion of any plants because they are scarce or expensive, the *Orchidaceæ*, so largely contributed to the exhibition, totally eclipsed every other class. Indeed, the collection of this enchanting race was all that could be wished by their most ardent admirers. Above all the rest, both in position—for it was suspended from the roof of the tent—and in splendour, shone a magnificent plant of *Dendrobium fimbriatum*, which cast on all sides a rich and almost metallic glow from its golden blossoms, so charmingly fringed round the labellum.

\* The flowers are not quite half the size of *fulgens*.

Literally hundreds of flowers clothed both the old and young stems of this specimen, which was not more remarkable for its inflorescence than for the regular manner in which its half-pendulous stems were arranged round the basket in which it was planted. Messrs. Rollisson, of Tooting, furnished this plant. From the same firm there were *Dendrobium carulescens*, the delicate tints of which make it even more lovely than the preceding. It is allied to *D. nobile*, differing, for the most part, in having a bluish tinge in its flowers, and a more pointed lip. *Epidendrum alatum*, a handsome pseudo-bulbous species, with brownish sepals and petals, and a yellow lip, curiously striped; *Leptotes bicolor*, with its interesting white and purple flowers; a kind of *Cyrtopodium*, related to *C. punctatum*, but wanting the blossom spots; and a dark brown-flowered *Acropera*, from Mexico, were among the other *Orchidaceæ* of Messrs. Rollisson. Mr. Mylam, gardener to S. Rucker, Esq., brought *Aérides odoratum*, the loveliness and fragrance of which are not often surpassed, with nearly twenty full racemes of flowers. The much-coveted *Phalænopsis amabilis*, which blossoms almost incessantly, and is only in the possession of three growers; *Saccolabium guttatum*, bearing five long racemes of what may be reckoned some of the most pleasing flowers in nature; *Oncidium Lanceanum*, with its gorgeous and motley hues; *Chysis aurea*, as it is rarely witnessed, in a vigorous condition; a *Stanhopea*, which is perhaps a variety of *saccata*, with diminutive pseudo-bulbs and leaves, short scapes, and white flowers with pale spots, an orange centre, and a more freely spotted lip; another *Stanhopea*, of a pale yellow colour, having few and light spottings; *Vanda teres*, producing five exquisitely-painted blossoms; and *Cattleya Mossiæ*, of which the lip was extraordinarily large and rich, are a few of the remaining of Mr. Rucker's plants. G. Barker, Esq., of Birmingham, almost the only distant exhibitor of choice specimens, enriched the exhibition with *Cattleya Aclandiae*, on which there were two perfect and highly coloured flowers; *Epidendrum aciculare*, a species with small pseudo-bulbs, slender flower stems, narrow brown sepals and petals, and a broad pink labellum; *Cyrtochilum stellatum*, the pseudo-bulbs and leaves of which have the yellow appearance of *Miltonia*, while the flowers are pale yellow, and the lip white, a little striped with pink; *Oncidium pulchellum*, one of the prettiest of the genus, developing liberally its delicate pinkish-white blossoms; *Maxillaria cristata*, bearing a pair of its drooping chocolate-hued blooms, striped with white, and having a fine white fringe to its lip; and *Odontoglossum cordatum*, the exterior parts of the flowers of which are mottled with brown and yellow, the lip being heart-shaped, and approaching to white. The long-looked-for *Schomburgkia tibicinis*, having at length flowered in the stove of Sir T. Acland, was exhibited by Mr. Craggs, the gardener there. The specimen was particularly large and luxuriant, and the flowers are pale pink, tinted with brown and purple, and having the outer portions much curled. It is not strikingly beautiful. *Perestera pendula*, with drooping scapes and spotted blossoms, was shown by Mr. Edmonds, gardener to his Grace the Duke of Devonshire, Chiswick. *Oncidium flexuosum*, evincing superior cultivation, came from Mr. Bruce, gardener to B. Miller, Esq. In these notices of *Orchidaceæ*, and in all that have preceded them, it has been the intention to particularise and briefly describe only such as are worthy of general cultivation and regard, and of which the specimens shown furnish proof that they can be easily or successfully managed.

The *Pelargonias* were, as formerly, very gorgeous; those specimens of which the lower branches had been brought down to a position nearly horizontal, looking infinitely better than such as had all their shoots supported erectly. Mr. Cock, Mr. Catleugh, and Mr. Gaines were again the most successful exhibitors; their collections were of the same style of growth, compact, uniform in size, and covered with a mass of bloom; these collections were enriched with some new flowers of great beauty of form and brightness of colour. The six kinds Mr. Cock exhibited were, Orange Boven, Florence, Clarissa, Lady Carlisle, Bridesmaid, and Comte de Paris. The three kinds were, Victory, Lady Murray, and Florence. Mr. Catleugh's were, Lady Bridport, Orange Boven, Coronation, Una, Bridesmaid, Comte de Paris, and Lady Mayoress. The three kinds were, Priory Queen, Touchstone, and Joan of Arc. Mr. Gaines's were Lord Auckland, Alicia, Seedling, Grand Duke, *Fosteri rosea*, and Beatrice. A great many

seedling Pelargoniums were exhibited, some of a very superior character. In a stand of cut bloom from seedlings, exhibited by E. Foster, Esq., we noticed several beautiful flowers of first-rate properties. The best were, 1. Lilac-pink, upper petals having a large clouded dark spot, edged with lilac-pink; very fine form. 2. Light blush, centre white, upper petals large, clouded crimson spot, edged with light crimson. 3. Similar in body colour to No. 2, but the upper petals had not a clouded dark spot, but entire. 4. Rosy-crimson, upper petals a dark spot shading off to a light rose edge. 5. Fine rosy-pink, upper petals having a dark clouded spot shading off to a rosy-pink edge. 6. Resembles Joan of Arc, but the spot on the upper petals is somewhat larger, and edged with white. 7. Light rosy-pink, with a white centre, upper petals having a very distinct dark spot. In a collection from Mr. Catleugh, the Queen of the Fairies, raised by the Rev. R. Garth, attracted much attention; the under petals are pure white, and the rich dark spot in the upper petals is surrounded by a defined margin of white, which gives the flower a lively appearance. Mr. Gaines's Rising Sun was attractive from its brightness. There was also one with curiously-cut petals from Mr. Parsons of Brighton; the flowers were jagged like those of some of the *Alstræmerias*. The *Shrubland Scarlet*,—Smith's *Scarlet*, which has less leaves but similar flowers, and one called *Compactum*, having paler and smaller blossoms, with horse-shoe leaves, were from Mr. Conway, of Brompton. There was a good display of Pinks, and Mr. Norman, of Woolwich, gained the first prize for a stand of very finely-bloomed flowers. His seedlings were much admired, particularly one upon which the lacing was very delicate and perfect. Mr. Willmer also showed a good stand, and the amateurs in this class merit much praise for their exertions. The *Calceolarias* were finely bloomed, and exhibited their gay and lively flowers in the greatest profusion. Mr. Gaines's shrubby sorts were much admired; their compact growth and fine habit of trussing make them desirable varieties. Mr. Green's seedling *Calceolarias* were splendid specimens in form, size, brilliancy of colour, and precision of marking, and exhibited a great improvement in this class of flowers. The *Heartsease* were not so numerous as usual, and we did not observe anything novel in this class; among them were two stands of finely-grown flowers, to one of which a prize was awarded. The collections of *Ranunculuses* were small, but they contained some beautiful specimens. Of the *Roses* it must be enough to say, that they occupied all the centre of one of the large tents, and the admiration they elicited was equal to their merits. The best collection was that of Messrs. Wood of Maresfield, Sussex, whose flowers were in high perfection (a list of the best will be given in our next, descriptive of colour, habit, &c.); next to these were Messrs. Rivers of Sawbridgeworth; we took an extended list, part of which we give here, the other will appear in our next. In *Moss Roses*, the *Blush*, the *Crimson*, or *Tinwell*, the *Luxembourg*, and *Single Crimson*, were most conspicuous. *Provence*; the *Curled*, with curious crisped petals; *Sylvain*, a very large and fine deep rose-coloured variety; and *Wellington*, also extremely large. Among the varieties of *Rosa Gallica*, *Shakspeare*, a vivid shaded crimson; *Eclat des Roses*, a deep rose-colour; *Sir Walter Scott*, deep purplish-crimson; *Rienne-me-surpasse*, a vivid red; *Vesta*, brilliant semi-double scarlet; *Kean*, bright scarlet, and very double; *Assemblage des Beautés*, crimson and scarlet; *Cramoisie Picotée*, slate coloured; *Fleur d'Amour*, deep crimson-purple; *Madame Dubarry*, of the same colour; *Oracle du Siècle*, very dark crimson; *Boule de Nanteuil*, crimson-purple, were finely shaped prize *Roses*, large, double, and compact. Among the *Spotted* and *Marbled Roses* of this family, *Pulchra Marmorea*, *Berlèze*, *Picotée*, and *Bizarre Marbré* were very striking. Of *Hybrid Provence*, *Blanche fleur*, delicate flesh-colour; *Duchesse d'Orléans*, blush; *Mélanie*, pure white; *Enchanteresse*, deep rose-colour; and *Emeraude*, of a creamy-white, were finely shaped and beautiful *Roses*. Of *Hybrid China Roses* the varieties were very numerous: *Madame Pisaroni*, delicate rose-colour; *Lady Grey*, pale rose; *Hypocrate*, deep rose; *Louis Fries*, brilliant rose; *Lord John Russell*, of nearly the same colour; *Franklin*, deep rose, very large; *Beauté Vive*, bright rose, nearly red; *Henri Barbet*, of nearly the same brilliant colour; *Pulgens* and *Triomphe d'Angers*, scarlet; *Petit Pierre*, *Velours Episcopal*, and *Belle Parabère*, purple; *Madame Mortier*, *George the Fourth*, and *Becquet*, deep crimson, were all remarkable for the size and beauty of their flowers. Among

the varieties of *Rosa Alba*, *Princesse de Lamballe*, of the purest white; *Félicité*, pale flesh-colour; *Pompon Blanc*, blush, and *La Séduisante*, blush, with a rosy centre, were all perfect and finely-shaped flowers. In *Damask Roses*, *Pulcherie*, pure white; *Déesse Flore*, *La Fiancée*, and *Madame de Maintenon*, pale flesh-coloured *Roses*; *Arlinde*, *Bachelier*, *La Ville de Bruxelles*, rose-colour; *La Joyeuse* and *Lady Fitzgerald*, vivid rose-colour approaching to light crimson, were all fine and distinct varieties. That fine *White Damask Rose*, *Madame Hardy*, can seldom be shown to advantage, as it is so apt to come with a green bud in the centre of the flower; in every stand of flowers this was the case. Among the *Perpetual Roses*, *Bernard*, with its carmine flowers, was really beautiful; *Madame Laffay*, of a bright rose-colour, very large and double; *Princesse Hélène*, deep purplish-rose; *De Neuilly*, bright rose; *Coquette de Montmorency*, bright crimson; *Fulgurie*, purple-crimson; *Clementine Duval*, bright rose; *General Merlin*, of nearly the same colour, were all finely-shaped double *Roses*, of much beauty. The most striking *Bourbon Roses* were *Emile Courtin*, bright rose, very large and double; *Madame Nerard*, pale blush; *Célimène*, light rose; *Duc d'Aumale*, deep rose; *Bouquet de Flore*, of nearly the same colour, but more vivid; *Le Grand Capitaine*, scarlet, much like *Gloire de Rosomene*, but more double. In the *China Roses*, that old variety, *Triomphante*, was very fine, with its large, deep, rose-coloured flowers; as were also *Archduke Charles*, approaching to crimson; *Madame Bureau* and *Clara Sylvain*, pure white (the last the finest of the *White China Roses*); *Mrs. Bosanquet*, delicate blush; *Augustine Hersent*, bright rose; *Fenelon (Desprez)*, deep rose; *Louis-Philippe (d'Angers)*, fine red; *Marjolin*, vivid crimson; *Fabvier*, scarlet. In the *Tea Roses*: *Goubault*, rose-colour, very large; *Mensais* and *Triomphe du Luxembourg*, buff rose, and remarkably large; *Caroline*, fine bright rose; *Pauline Plantier*, straw-colour; *Prince Hélène*, the same colour but rather deeper. Among miscellaneous objects of exhibition there were cut *Pæonies* from *Mr. Rivers*, containing most of the best herbaceous sorts, and one named *alba grandiflora*, which bears monstrously large single white flowers, with an exceedingly beautiful crown of stamens in the middle. It makes an admirable bed in the flower-garden or pleasure-grounds. A rich crimson-flowered *Cineraria*, raised from *King*, was from *Mr. Standish*, of *Bagshot*. A stand of *Sweet Williams*, from *Mr. Foggo*, gardener to the *Marquis of Abercorn*, consisted of a great variety in size and colour, and a few were really handsome. The award of medals was commensurate with the abundance and variety of horticultural products thus collected together, no fewer than ninety-eight having been assigned to successful competitors, five of them being of the value of ten guineas each, and ten of seven guineas. The following is the official statement:—

**THE GOLD KNIGHTIAN MEDAL.**—To *Mr. Green*, gardener to *Sir E. Antrobus, Bart.*; and to *Mr. Butcher*, gardener to *Mrs. Lawrence*, for large collections of *Stove* and *Greenhouse plants*. To *Mr. W. Barnes*, gardener to *G. W. Norman, Esq.*, for twenty species of *Cape Heaths*. To *Mr. Mylam*, gardener to *S. Rucker, Esq.*; and to *Messrs. Rollisson and Sons*, of *Tooting, Surrey*, for collections of six species of *Orchidaceous plants*.

**THE GOLD BANKSIAN MEDAL.**—To *Mr. Cock* and to *Mr. Catleugh*, for large collections of *Pelargoniums*. To *Mr. Milne*, gardener to *C. S. Chauncey, Esq.*; to *Messrs. Wood and Sons*; and to *Mr. T. Rivers, jun.*, for collections of *Roses*. To *Mr. Hunt*, gardener to *Miss Traill*, for a large collection of *stove* and *greenhouse plants*. To *Mr. W. Barnes*, gardener to *G. W. Norman, Esq.*, for a small collection of *stove* and *greenhouse plants*. To *Mr. Davis*, gardener to *Sir S. H. Clarke, Bart.*, for a collection of *miscellaneous fruit*. To *Mr. R. May*, gardener to *E. Goodhart, Esq.*, for six species of *Cape Heaths*. To *Mr. Mylam*, gardener to *S. Rucker, Esq.*, for three species of *Orchidaceous plants*.

**THE LARGE SILVER MEDAL.**—To *Mr. Gaines*, for a large collection of *Pelargoniums*. To *Mr. Catleugh* and to *Mr. Cock*, for small collections of *Pelargoniums*. To *Mrs. Fleming*; to *Messrs. Paul and Son*; and to *Mr. H. Cobbett*, for collections of *Roses*. To *Mr. Green*, gardener to *Sir E. Antrobus, Bart.*, and to *Mr. Catleugh*, for *Herbaceous Calceolarias*. To *Mr. Green*, gardener to *Sir E. Antrobus, Bart.*, and to *Mr. Gaines*, for *Shrubby Calceolarias*. To *Mr. Green*, gardener to *Sir E. Antrobus, Bart.*, for *Seedling Calceolarias*. To *Mr. Jackson*

to Mr. Young; and to Mr. Falconer, gardener to A. Palmer, Esq., for small collections of stove and greenhouse plants. To Mr. Bruin, gardener to R. Gunter, Esq., and to Mr. Davis, gardener to the Lord Boston, for miscellaneous collections of fruit. To Mr. J. Wilmot, for Grapes. To Mr. C. Judd, gardener to G. Knott, Esq., for Pine Apples. To Mr. Butcher, gardener to Mrs. Lawrence, for twenty species of Cape Heaths. To Mr. Bruce, gardener to B. Miller, Esq., for six species of Cape Heaths. To Mr. Insleay, gardener to G. Barker, Esq., for a collection of six species of Orchidaceous plants. To Mr. Butcher, gardener to Mrs. Lawrence, for three species of Orchidaceous plants. To Mr. Insleay, gardener to G. Barker, Esq., for *Cattleya Aclandia*. To Mr. Craggs, gardener to Sir T. D. Acland, Bart., for *Schomburgkia tibicinis*. To Mr. Mylam, gardener to S. Rucker, Esq., for *Aérides odoratum*. To Mr. Falconer, gardener to A. Palmer, Esq., for *Polygala oppositifolia*. To Mrs. Wray, for *Brachycome ibericifolia*.

**THE SILVER KNIGHTIAN MEDAL.**—To C. Knight, Esq., and to Mr. Norman, for Pinks. To Mr. Butcher, gardener to Mrs. Lawrence, for a large collection of Pelargoniums. To Mr. Hunt, gardener to Miss Traill, and to Mr. Gaines, for small collections of Pelargoniums. To A. Rowland, Esq., and to Messrs. Lane and Son, for collections of Roses. To Mr. W. Watson, gardener to J. Wells, Esq., and to Mr. Gaines, for Herbaceous Calceolarias. To Mr. W. Watson, gardener to J. Wells, Esq., and to Mr. Catleugh, for Shrubby Calceolarias. To E. Foster, Esq., for Seedling Pelargoniums. To Mr. Bruce, gardener to B. Miller, Esq., and to Mr. Barnes, gardener to G. W. Norman, Esq., for a small collection of stove and greenhouse plants. To Mr. Mylam, gardener to S. Rucker, Esq., for *Nepenthes distillatoria*. To Mr. Chapman, and to Mr. W. Dowson, gardener to W. Leaf, Esq., for Grapes. To Mr. Floud, gardener to Sir J. J. Guest, Bart., for Pine Apples. To Mr. Foggo, gardener to the Marquis of Abercorn, for Nectarines. To Mr. Chapman, for the "Prince Albert" Seedling Grape. To Mr. Leslie, gardener to J. Fleming, Esq., for an Egyptian Green-fleshed Melon. To Mr. Jackson, for twenty species of Cape Heaths. To Mr. W. Barnes, gardener to G. W. Norman, Esq., for six species of Cape Heaths. To Mr. Upright, gardener to G. C. Ridge, Esq., for Tall Cacti in flower. To Mr. Barnes, gardener to G. W. Norman, Esq., for a collection of six species of Orchidaceous plants. To Mr. W. Masters, for three species of Orchidaceous plants. To Mr. Dickson, for *Erica depressa*. To Mr. Veitch, for *Lechenaultia biloba*. To J. Jarratt, Esq., for *Aérides odoratum*.

**THE SILVER BANKSIAN MEDAL.**—To H. Bridges, Esq., and to Mr. Willmer, for Pinks. To Mr. Keir, gardener to W. M. Coulthurst, Esq.; to Mr. Hooker; and to Mr. Willmer, for collections of Roses. To Mr. W. Barnes, gardener to G. W. Norman, Esq., for Shrubby Calceolarias. To Mr. Mitchell, gardener to E. Lawford, Esq., for Balsams. To Mr. W. Watson, gardener to J. Wells, Esq., for Ranunculuses. To H. Bridges, Esq., for Heartsease. To Mr. Norman, for Seedling Pinks. To Mr. Catleugh, for Seedling Pelargoniums. To Mr. Green, gardener to Sir E. Antrobus, Bart., for a Seedling Cactus. To Mr. T. Rivers, jun., for cut Pæonies. To Mr. W. Dowson, gardener to W. Leaf, Esq., for Pine Apples. To Mr. Tillery, gardener to his Grace the Duke of Portland, for Peaches and Nectarines. To Mr. Foggo, gardener to the Marquis of Abercorn, for Figs. To Mr. Myatt, for "Eliza" Seedling Strawberry. To Mr. Snow, for Cucumbers. To R. Brook, Esq., for Apples and Pears. To Mr. Bruce, gardener to B. Miller, Esq., for a Green-fleshed Melon. To Mr. Falconer, gardener to A. Palmer, Esq., for Tall Cacti in flower. To Mr. Bruce, gardener to B. Miller, Esq., for *Oncidium flexuosum*. To Mr. Bruce, gardener to B. Miller, Esq., for *Ixora coccinea*. To Mr. Bruce, gardener to B. Miller, Esq., for *Elichrysum humile*. To Mr. Bruce, gardener to B. Miller, Esq., for Cactus *Mallisonii*. To Mr. Mountjoy, for *Gloxinia violacea*. To Mr. Young, for *Gesneria discolor*.

#### SOUTH LONDON FLORICULTURAL SOCIETY.

The first show of this Society at the Surrey Zoological Gardens took place on the 15th of June, when a great number of good plants were exhibited; and the day being fine the gardens were thronged with company.



Among the collections of stove and greenhouse plants some handsome specimens were shown by Mr. Coutts, Mr. Attlee, Mr. Gard, Mr. Pattison, Mr. Knight, of Camberwell, Mr. Jackson, and Messrs. Fairbairn; Ericas, in a great many fine varieties, by Mr. Jackson, Mr. Fairbairn, and Mr. Curtis, gardener to J. Allnutt, Esq.; Calceolarias, Mr. Welsh, Mr. Edmonds, Mr. Johnson, and Mr. Gaines, whose collection consisted of Horace, Celestial, Dusty Miller, Louis, Bride, Juba, New Purple, Balloon, Alba perfecta, Golden Sovereign, and Seedlings Nos. 53 and 56; and Mr. Catleugh, who had Sulphurea splendens, Minerva, Corinne, Splendidum, Lady of the Lake, Violaacea superba, Model of Perfection, Delicata, Barnes's Pilot, and Alba maculata.

Of Pelargoniums there were many good collections, more numerous than at Chiswick, some of them the same that were at the Horticultural Show on Saturday, together with several others; among which were a collection from Mr. Chapman, of Vauxhall, consisting of the following varieties:—Dido, Clitus, Victory, Climax, Lady Murray, Jewess, Beauty of Ware, Garth's Perfection, Alicia, Joan of Arc, Fandango, and Perfection. Mr. Edmonds had a very fine collection of six. Mr. Catleugh's were—Lady Mayoress, Stella, Una, Coronation, Garth's Victory, Cupid, Joan of Arc, Orange Boven, Lord Mayor, Touchstone, Comte de Paris, and Priory Queen. Mr. Gaines's were—Lady Elizabeth Bulteel, Gaines's Lord Auckland, Alicia, Beatrice, Magnifica, Lady Bridport, Garth's Perfection, Lady Dillon, Gaines's Exquisite, Gaines's Lady Palmer, Gaines's Grand Duke, and a Seedling—the whole of them well-grown plants; and for Mr. Burrup's extra prize, Mr. Catleugh exhibited the following:—Eliza superba, Coronation, Nonsuch, Foster's Multiflora, Clarissa, Queen Dowager, Portia, Rienzi, Nun, Lord Mayor, Una, Orange Boven, Erectum, Comte de Paris, Bijou, Vulcan, Foster's Prince Albert, Lady Elizabeth Bulteel, Firebrand, Alicia superba, Paragon, Gauntlet, Ruby, Foster's Life-Guardsman, and Sida.

Several good seedling Pelargoniums were shown by Mr. Pamplin and Mr. Rendle, of Plymouth, and others. Among those of Mr. Rendle were the following varieties:—Lyne's Circassian, Wood's Ivanhoe, Magnificent, Consort, and two or three others.

Roses, though less abundant than at the exhibition on Saturday, were shown in great number and beauty; Messrs. Wood and Son, of Maresfield, and Messrs. Paul and Son, of Cheshunt, produced fresh collections for this occasion. Mr. Dennis, of the King's-road, Chelsea, sent several large boxes full of beautiful specimens, covering nearly half the table. Mr. Willmer, of Sunbury, Mr. Hooker, of Brenchley, Mr. Burrup, of Camberwell, Mr. Coe, and Mr. Seldon also exhibited fine collections.

---

#### QUERY.

SIR,—I should be obliged by your informing me through the medium of your CABINET, what kind of soil is *best suited* to the Dahlia, and if it ought to have much water or not: your answer to this in your next would oblige,  
Peckham, 7th June, 1841. H. D.

[A strong loam well enriched with rotten dung. As soon as the plants begin growing, give plenty of water; increase the quantity proportionate to the growth of the plants.—CONDUCTOR.]

ON LIME WATER, CLIANTHUS PUNICEUS, &c.—Having lately become a subscriber to your very useful CABINET, I should feel particularly obliged if you or any one of your numerous correspondents would be kind enough to tell me of what strength and in what manner to make the lime-water I so often see recommended in your pages for watering flower-borders, &c., in order to destroy the numerous small insects which are so destructive to flowers.

It would also oblige me to be informed what treatment is necessary for the Clianthus puniceus to ensure its flowering well; will it, as I have been informed, bear the winter uninjured if trained against a wall, and the roots protected with manure before the frosts begin, will a western aspected wall answer the purpose, and is any particular soil requisite? By answering these queries at an early convenience, it will greatly oblige,  
A BEGINNER.



[The stronger the lime-water the better; some portions of lime being much stronger than others, no definite quantity can be stated. Trial only can point out the quantity. Pure lime-stone should be put into a tub or cistern, well stirred up with the water, then allowed to settle, and the water be poured over where desired. If to destroy slugs, worms, &c., the lime-water must be stirred up just before taking out of the vessel, and be used as a strong white mixture.]

The *Clianthus* grows well in rich loam and peat, planted out against a wall which has several hours' sun during the day. The more south the better; but if the western aspect is tolerably sheltered from strong winds, it is preferable to the east; in the latter, spring frosts are more likely to injure the young shoots. When thus grown, the plant requires winter protection. Where there is the advantage of a sash light from a garden-frame, that placed before the plant in a sloping form, having the sides boarded up, or secured by a straw or reed screen, is found to answer satisfactory. The roots, too, should have a little mulch, as dry leaves covered over with a little soil, &c. There is a splendid plant growing against an open wall in the garden of the Rev. C. N. Rolfe, Heatham Hall, Burnham, Norfolk, which has been planted but a few years, so protected in winter, and the plant covers the wall to the top, and extends several yards wide. Another most splendid specimen is growing in the garden of ———. Both bloom most profusely every season. We should esteem it a favour to have the particulars of soil, mode of treatment, extent of plants, &c., for insertion in the CABINET to meet the wishes of our correspondent.—CONDUCTOR.]

#### REMARKS.

**TREATMENT OF THE FUCHSIA FULGENS.**—No plant is more capable of being improved, or more certain of being spoiled by cultivation than the *Fuchsia fulgens*. After seeing it in its best state last year, I considered it altogether unworthy of the character it had received. I now entertain a different opinion; and that it may afford a hint to others, I detail the treatment that produced this change. Last year I treated the plant like a *Dahlia* or *Erythrina*; before it commenced growing I shook the whole of the dry soil, in which it had been wintered, from its roots, repotted it into as small a pot as would contain them, and assisted the growth by frequent shiftings until it showed bloom. The result was, so far as overgrown foliage was concerned, as fine a specimen as could be wished. The flowers were, however, very disproportionate, and produced in clusters at the ends of the shoots. These were well enough individually, but by no means realising, as a whole, the expectations that had been formed of it. I was so much disappointed at this that I neglected it, and placed it upon the back shelf of a greenhouse, where it remained torpid until April. It then began to put forth a few feeble buds at the extremities of its unpruned branches; and it was watered with the other plants, but no addition was made to the soil in which it had flowered the preceding autumn. This has effected a complete and desirable change of habit; the foliage is much reduced, and the flowers enlarged. They have not the same tendency to drop early; and instead of being produced at the tips of the shoots only, they form racemes of considerable length, and in this state the plant forms a fine object. Why a scanty supply of nourishment should increase the size of the flowers in proportion to the decrease of foliage, has not I think been clearly explained, as the rule is not universal.—(*Gardener's Chron.*)

**ON LOBELIAS DESTROYED BY THE SEVERITY OF WINTER, &c.** Last year I wrote to you regarding the *Lobelia propinqua*, *L. longifolia*, and *L. grandiflora*, having stood 23° of Fahrenheit, without suffering from it; I have now to mention that, trusting to their hardiness they were allowed to remain out last winter, but the cold was here much more severe, having on the 8th of January, 1841, fallen below 8° at nine, P.M.; and at eleven, P.M., so low as 2° of Fahrenheit: this was by much the coldest day during the winter, the only other day worth noting being the 14th January, when the thermometer stood at 7° of Fahrenheit. In some parts of Fifeshire the thermometer fell to zero; and in Perthshire, in some places to 2°, and in one place to 5° of Fahrenheit.

I do not find, however, that I suffered much loss in the garden, there being in general a small covering, of about two inches, of snow, which protected the roots; but unfortunately there was no snow covering the *Lobelias*, and it now appears

they died in consequence. The evergreens appear little injured, excepting the leaves of the common laurel. The Sweet Bay (*Laurus Nobilis*) is killed. The *Rosa multiflora*, not much injured; the *Rosa ruga*, unhurt. None of the Lupines at all hurt; such as *L. arboreus*, *L. Marshallianus*, or *L. Polyphyllus*, &c.

Since writing the above, I find that the loss of *Lobelias* has been general, so that the nurserymen are not able to supply the demand.

22d May, 1841.

SCOTUS.

P.S.—I recommend to your attention an article on the Culture of the Carnation, (in the 'Gardener's Magazine,' 1840, p. 153,) by John Gregor, of Torres, as it will cause a total change in the mode of cultivating that flower.

ON CULTIVATION OF THE HEARTSEASE.—In a former paper on the cultivation of the Heartsease, inserted in a recent number, I gave some directions for preparing the soil, and making the plantations for spring blooming. I also recommended that garden pots should be turned down over the plants during severe weather. It will be well if those who planted in the autumn availed themselves of the suggestion, or adopted some such plan for the protection of the choicer varieties; as the extremely piercing winds, and the unusually low temperature of the air during the greater part of the months of January and February, have made sad havoc where newly-made plantations were left altogether unprotected, especially in exposed situations. But after a winter of remarkable severity,—such as "the oldest man living can scarcely remember,"—the reign of the Ice King is now, it is hoped, nearly at an end, and the "cloud-embosomed lark" gives token of approaching spring, when the milder reign of Flora will commence, and the presence of her attendant train, unfolding their ever-varying charms, cause all loyal hearts to pay their accustomed homage, and rejoice

"In Nature's resurrection from the tomb  
Of icy Winter's deepest, darkest gloom."

But I must not indulge in the wanderings of fancy, but endeavour to give a few practical directions suitable to the advancing season.

The beds planted in the autumn should now be loosened with the fork, and the plants carefully gone over, for the purpose of fixing firmly in the soil such as the frost may have lifted, which will be found to be the case with most of those that were not well established before the winter set in. If the stems of any of the plants are much exposed it will not be advisable to force them down, but to remove the soil, and lay them aslant; it is important that they should not stand much out of the ground, as the frost at night, and the sun by day, at this time of the year, frequently act on the unprotected stems and affect the juices of the plants, so as to prove fatal after they have withstood the more equal severity of the winter. It is, at least, of equal consequence that the plants, at this season, should be protected from the increased action of the sun, as from the diminished action of the frost; they should, therefore, be again covered at night, if frosty, and the pots removed only for an hour or two towards evening. The same treatment should be observed if rainy days are likely to be succeeded by frosty nights; which, in this changeful climate, is often the case in the month of March.

At the latter end of March the beds should receive a top dressing of rotten dung and well-decayed turf, or fresh maiden soil; this dressing should be at least an inch thick, and the plants left with merely their heads uncovered. During the prevalence of the usual dry cutting easterly winds, the garden pots may again be used with advantage, but should be removed occasionally for a few hours, to give light and air. These minutiae may appear tedious, but it is principally by attention to trifles that the persevering and industrious florist ensures success; and as it is my aim to enable the admirers of the Heartsease to cultivate it in perfection, I would omit nothing calculated to produce the desired result; but if, during the winter or early spring, the plants are suffered to become unhealthy, all the after care and attention that may be bestowed will most probably fail, and disappointment consequently ensue. The appearance of the plants on my principal bed—which, up to the present time, have been subjected to the treatment recommended—compared with others planted at the same time and not so treated, is highly satisfactory.

\* \* \* For FLORICULTURAL CALENDAR for JULY, see August Number.





*Mimulus aurantiacus*

THE  
FLORICULTURAL CABINET,

AUGUST 1st, 1841.

---

PART I.  
EMBELLISHMENTS.

---

ARTICLE I.

PELARGONIUM, VARIETIES. (*Stork's Bill*).  
GERANIACEÆ. MONADELPHIA HEPTANDRIA.

[PELARGONIUM, so named from *pelargos*, a stork; the capsules somewhat resembling the head and beak of a stork.]

1. FLASH. Raised by Mr. Catleugh, Florist, Hans-place, Sloane-street, Chelsea.
2. PRINCE OF WATERLOO. Also raised by Mr. Catleugh.

We have been favoured with the mode of treatment as practised by three of the most successful growers of this beautiful family of plants, and which have but recently been inserted in the CABINET, that any additional observations on that particular are quite unnecessary in this place—the splendid specimens we have just seen exhibited at the London shows, by the respective growers referred to, both as to size of the plants and flowers, and profusion of the latter, being so much superior to every other that have come under our notice, that we are of opinion they will not be improved upon.

We were equally struck with the great improvement, in perfection of form, of the new kinds exhibited for the first time at the above-named shows. In striking contrast of fine colours, size and firmness of blossoms, and roundness of form, there has been a rapid improvement. The attention to hybridizing by impregnation has been judiciously performed, and the results have been most satisfactory.

Where persons have first-rate formed flowers, of different colours and markings, it is well deserving their attention to attempt at raising new varieties, it being so certain to succeed in obtaining good kinds, and in all probability some improved kinds. The pleasure of the

little attention required, and the satisfaction of anticipating, and then viewing for the first time the results, amply repay for the labour, if there were not the additional gratifications of contributing to Flora's more extended beauties, and the happiness of others.

In the summer of 1840 we took notes of all the newest and best kinds exhibited, as well as what we saw in the various private and public establishments. We have again attended to the subject, and the following are the kinds we took descriptive notes of, and which deserve a place in every collection of geraniaceæ.

**CAROLINE** (Gaines's). A beautiful rosy-pink, upper petals having a large clouded spot. Of first-rate form.

**HOPE** (Gaines's). A delicate handsome blush, the upper petals having a very large clouded dark spot edged with light. It is of fine form.

**VANGUARD** (Gaines's). The lower petals a bright rose; upper petals rosy-crimson, having a large dark spot. Of first-rate form.

**PRIORY QUEEN** (Catleugh's). A very beautiful pink, the centre of the flower white, producing a pleasing and striking contrast with the pink. The upper petals have a very distinct dark spot. Flower of first-rate form, and most profuse in blooming.

**LORD MAYOR** (Catleugh's). Of a handsome flesh-colour, the upper petals having a dark crimson spot edged with rosy-crimson. Very good form.

**LADY MAYORESS** (Catleugh's). Lower petals of a fine pink; upper petals of a deeper pink, and having a very distinct dark spot. Very good form.

**MULTIFLORA** (Foster's). Lower petals of a very beautiful pink; upper petals rose-colour, having a distinct dark spot. The centre of the flower is white. Of first-rate form.

**RISING SUN** (Gaines's). Of a splendid carmine; upper petals having a very distinct dark spot, with dark lines extending. The flower is strikingly brilliant, and of fine form.

**QUEEN OF THE FAIRIES** (Catleugh's). White, with a very slight tinge of flesh in some parts of the flower. The upper petals have a large clouded dark spot, edged about one-eighth of an inch with pure white. It is a very beautiful kind, of first-rate form.

**FAIR MAID OF DEVON** (Veitch's). The lower petals of a fine pink; upper petals rosy-crimson, becoming nearly white at the edge,

forming a pretty margin ; a large distinct dark spot. Flower nearly white at centre, very large, and of good form.

**CAPTIVATION** (Gaines's). Lower petals of a pretty pink ; upper petals of a rosy-crimson, having a large dark spot. Flower large, of fine form.

**PRINCESS ROYAL** (Gaines's). Beautiful flesh-colour, the upper petals having a dark velvet spot. Of very fine form.

**NONSUCH**. Of a fine deep rose-colour, the upper petals having a large dark spot. Of fine form.

**CUIRASSIER**. White ; some parts of the flower slightly tinged with flesh-colour, the upper petals having a large dark clouded spot extending to a fine violet purple. Of fine form.

**PRINCE ALBERT** (Foster's). Beautiful blush, the upper petals having a large clouded spot shading off to a fine rosy-crimson. Flower of first-rate form.

**VULCAN** (Catleugh's). Pretty lilac-pink, the upper petals having a large and very distinct dark spot shading off to a rosy-pink. Flower of first-rate form.

*(To be continued.)*

## ARTICLE II.

### REMARKS ON RAISING SEEDLING DAHLIAS.

BY MR. G. T. DALE, MANCHESTER.

HAVING for many years been a cultivator of the Dahlia, and having paid no little attention to its nature and properties, I beg to communicate an experiment I have tried this season with my seedlings.

Early in February I sowed a quantity of seed in pots in the house, and the same day sowed some in an open and exposed border. My plants in the house are more fine and healthy, but the plants in the open border far exceed them, yet they have been exposed to all the rough and boisterous weather, and in a climate anything but favourable to the Dahlia, as the stormy winds we have in this immediate neighbourhood are exceedingly hurtful to it. Thinking some of your readers would be glad to hear of this, I send it you. It certainly proves the Dahlia is becoming much more hardy.

## ARTICLE III.

## DESCRIPTIVE CATALOGUE OF ONE HUNDRED TULIPS, AS SHOWN BY THE FELTON AMATEURS, MAY 31, 1841.

BY MR. WILLIAM HARRISON,

SECRETARY TO THE FELTON FLORISTS' SOCIETY.

THE month of May has again arrived to cheer and gladden us with the brightness of its sunny and joyous career. The trees have again assumed the splendour of their umbrageous summer foliage, the meadows are clothed with their wonted luxuriance, the cuckoo and the landrail have again visited our land and delighted us with their monotonous yet pleasing evening music, and the hopes of the devoted Tulip grower have again been gratified with the sight of one of the most gorgeous and magnificent spectacles that perhaps the whole creation ever presents to the human eye,—the sight of a bed of Tulips in full bloom. Wherever may be his locality, he has, no doubt, like the writer of this article, spent the most of his leisure hours by the side of his Tulip bed, and day after day admired and criticised the succession of beauties as their expanded cups presented to his admiring eyes the various merits or demerits of the varieties in his possession. From the black feathering of an *Adde Winter*, or the dark flame of an *Alexander*, to the pale and delicate purplish streaks of a *Violet ma Favorite*; from the gay and flaunting yellow to the delicate hues of the cherry and the rose, as displayed in a *Duchess of Clarence*, a *Mary Stuart*, or a *Count de Vergennes*; all, all in their turns have met with their due share of admiration. For my part, May has been to me a month of unalloyed enjoyment. My days have been devoted to the usual routine of my occupation, and my mornings and evenings have been spent among my tulips. Retired from the varied and ever-cankering cares of life, and distant from “the busy hum of men,” the hours have glided over my head in

Calm contemplation and poetic ease,”

and in silence unbroken, save by the passing zephyrs, the cuckoo on the neighbouring tree, the landrail in the adjoining meadow, the rippling of the Coquet as she pursues her serpentine course, or the hollow murmurs of the distant ocean. So situated, it is impossible not to feel charmed with the beauties of the creation, and a feeling of the warmest gratitude to the Divine dispenser of all things pervade



one's breast, for his beneficence in making man's journey through life so varied and so flowery.

It is true that we may not be always prosperous and successful. Misfortune and disappointment assail alike with ruthless grasp, from the peasant to the prince; but as long as we act upon the golden maxim of "doing unto others as we would have them do unto us," we shall always find that

"The still small voice of Conscience yet will speak  
Her whispering plaudits to the silent soul;"

and that solitude and Floriculture yield us a balm, of which adversity and "the whips and scorns of time" can never deprive us.

It is on this account that I advocate the cause of Floriculture, and the culture of the Tulip in particular, in the pages of the *CABINET*. I wish every man to derive as much pleasure from his garden as I do from mine, being convinced that it is one of the purest pleasures of which the human mind is susceptible. No unavailing regrets corrode the mind of the florist. What he does to-day affords him additional gratification afterwards, when he sees that his favourites are approaching maturity, to reward his industry and attention by a display of their varied beauties. But to preserve this state of tranquil happiness the mind must be kept free from disappointments; for, most assuredly, nothing can be more mortifying than to find that the roots which we have bought dear, and cultivated with the greatest care, turn out to be worthless. Nothing has such a tendency to discourage and cast a damp over Floriculture as this; and it was my knowledge of it that made me suggest the propriety of publishing accurate descriptive catalogues of tulips, so that every young cultivator might purchase according to his fancy, and not, as heretofore, to use a Northumbrian expression, be compelled "to buy a pig in a poke."

It gives me great gratification to find that I am not singular in my opinions on this subject. I have had several communications on the subject from different parts of the country from Tulip growers, since the publication of my "Cursory remarks" in the *March CABINET*, so that I trust the readers of that work may calculate with certainty upon being favoured with at least a few catalogues, sufficiently descriptive to serve as a sort of index to the prevailing tastes in the

different localities, and as a guide for future purchasers. I feel great pleasure in quoting from the communication of a Warrington correspondent, who thus addresses me on the subject:—

“SIR,—One of the most sensible articles on the Tulip which I have read for a long time is that which bears your signature, in Harrison’s last journal. I have always considered it a piece of downright arrogance for the south country growers to impute to us in the north either an ignorance of the true properties of a good Tulip, or an overweening fondness for dirty-bottomed ones, and I am inclined to think that you have done a good deal towards eradicating that notion. Tulips of fine form and beautiful bottoms may be had in abundance, and, in the south, blooms of such will obtain prizes whatever may be their markings; but I have always maintained that as this last property is the most difficult to obtain, and requires the greatest nicety of cultivation to produce in perfection, it ought always to be looked for in a show tulip. On this account, too, I think we ought to be cautious how we discard a dirty-bottomed bloom *in toto*, when its size, form, and markings render it an object of admiration. I have seen a *Roi de Cerise* take a premier prize, when there have been a good *Heroine*, *Catafalque*, *Unique*, &c. on the same stage, and yet it was impossible for the most critical judges to find fault with the award, such was the superiority of its size and form, as well as its colour and marking; there was a richness and brilliancy about it quite unusual, and few thought of looking at its bottom. In a case like this I maintain that it would have been bad taste to have staged in preference a *Louis XVI.* or any other fine tulip, if its feathering were broken or its beam blotched and irregular. Still I would not pretend to claim a general preference for such like Tulips; but what I think we ought especially to insist upon in a prize Tulip are, 1st, regular markings; 2nd, brightness of colour; and 3rd, good form and size. If these can be found in a pure-bottomed bloom, which ought always to be sought for, so much the better; but if not, then I think no judge ought to discard a dingy-bottomed one, which possesses every other requisite property, nor ought the correctness of his taste to be impugned for preferring it.

“I like your suggestion for marking the properties of Tulips in catalogues, and hope to see it generally acted upon. Being an amateur, and possessing only a very limited assortment, I feel that it

would very much facilitate my choice. \* \* \* \*

After the present blooming season is over, it is my intention to send a list of the best Tulips grown in this neighbourhood to Mr. Harrison, according to your suggestion, and I hope many others will do the same. It seems to me that we are on the eve of a revival in Tulip showing, &c."

I perfectly agree with this gentleman as to the absolute necessity of having regular markings on all the petals of a Tulip; for surely nothing detracts so much from the beauty of a bloom, however good it may be in form and bottom, than to see one petal regularly flamed, and another run and blotched, or one correctly and beautifully feathered, and another with the ground colour running up to the very top. We should aim at perfection in all things, and there are plenty of flowers to be had at a moderate price that will come up to the most rigid standard, and bear the scrutiny of the most critical censors; and this being the case, I think no amateur should be satisfied till he has a good many kinds in his possession that possess all the requisite properties I mentioned before; for when flowers are presented for competition, I beg to repeat that if they do not possess "a good cup, regular markings on all the petals, edges free from any incision or crack, and a perfectly pure bottom," I really think that good and impartial judges should never allow them to be placed on the prize table.

It is true that, in inclement seasons, indifferent varieties sometimes surprise us by the exalted positions which they obtain, but this only arises from the many "untoward events" which such delicate and capricious flowers as the Tulip are liable to meet with. The Tulip season of 1840 was remarkable for continued high winds, and in April, this year, we had a frost so intense, that at the end of my own bed the water in a watering-pan was frozen at least an inch in thickness. The consequence was that the flowers were levelled with the earth; and although they rose again, many of their stems were so injured that from that time up to the day of exhibition they kept tumbling over, one after another, to rise no more, thus prostrating at once their unexpanded beauties and the hopes of the competing florist. Such misfortunes cannot be guarded against, and must be submitted to with patience, but this is a calamity which all Tulip growers who are, like the Felton amateurs, situated in a valley, have

to complain of. It, no doubt, arises from the greater quantity of hoar frost which falls in valleys than in elevated situations; and the influence of the beams of the morning sun on the petals of a Tulip so frozen soon becomes obvious. The edges of the petals appear scalded and crumpled, and the blooms never expand with freedom and regularity. In such unpropitious seasons middling varieties sometimes take the places which the finest flowers alone would otherwise have occupied.

I am afraid, Mr. Editor, that I have been induced to make remarks which you may perhaps consider as a trespass upon your pages; but as there is "a time to mourn and a time to dance," so there is also a season for criticising the Tulip, and another for admiring the splendour of the Carnation and the stately magnificence of the Dahlia. I will not, however, enter into any controversial remarks on the chief point at issue between the critics in the South and those in the North regarding this flower, as respects the necessity of regular markings; for one would suppose that no unprejudiced person, in the full possession of his mental faculties, would consider any flower to be anything better than second-rate without it was really perfect in every respect. I may, however, be allowed to express a hope that we shall hear nothing more about the ignorance of the North country amateurs respecting the true properties of this beautiful flower.

In offering the following catalogue for the inspection of the amateur readers of the CABINET, I beg it to be understood that I have no selfish purpose to serve. Being only a private amateur and unconnected with the trade, my sole object is to endeavour to assist the purchaser in the selection of his kinds; and if I should be the means of preventing one single individual from entailing upon himself chagrin and disappointment by his future purchases, I shall consider myself amply repaid. I have adopted the following abbreviations, which I think as convenient as any that can be used, and they are sufficient to give an idea of the general appearance of the flowers, viz.—p. b. for pure bottom, s. b. stained bottom, g. c. good cup, v. violet, r. rose, f. feathered, fl. flamed, fl. and f. flamed and feathered, n. narrow, m. middling, br. brown, h. heavily, l. lightly. The catalogue will, therefore, be read thus: Rose Amadis, a pure bottom, good cup, and rose heavily flamed, and so on.

*Roses.*

Rose Amadis, p.b. g.c. r. h. fl.  
 Triomphe Royale, p.b. g.c. r. h. fl.  
 Rose Incomparable, m.b. g.c. r. l. fl.  
 Rose Sublime, p.b. g.c. r. l. fl.  
 Duchess of Clarence, p.b. g.c. r. l. fl.  
 Rose Camuse de Croix, p.b. n.c. r. l. fl.  
 — la Minto, p.b. m.c. r. h. fl.  
 — Cerise Primo, p.b. g.c. r. l. fl.  
 Admiral King's Bargain, p.b. g.c. r. h. fl.  
 Rose Cerise, p.b. g.c. r. h. fl.  
 — Cerise Triumphant, p.b. g.c. r. h. fl.  
 Count de Vergennes, p.b. g.c. r. l. fl.  
 Mary Stuart, p.b. g.c. r. l. fl.  
 Roi de Cerise, m.b. g.c. r. l. fl.  
 Dolittle, p.b. n.c. r. l. fl.  
 Rose Vallona, m.b. g.c. r. l. fl.  
 Admiral Dura, m.b. g.c. r. h. fl.  
 Queen of England, p.b. g.c. r. l. fl.  
 Rose Heroine, p.b. g.c. r. l. fl.  
 Prince de Asturias, p.b. g.c. r. l. fl.  
 Rose Hebe, p.b. g.c. r. l. fl.

*Byblomens.*

Imperatrice, p.b. g.c. v. l. fl.  
 Roi de Conga, p.b. g.c. v. h. fl.  
 La Admirable, p.b. g.c. v. h. fl.  
 Incomparable, p.b. g.c. v. l. fl.  
 Hugobert, p.b. g.c. v. l. fl.  
 Violet Philleda, s.b. g.c. v. h. fl.  
 Belle Incomparable, p.b. g.c. v. h. fl.  
 Violet Favourite Burke, p.b. g.c. v. l. fl.  
 Triumph de Lisle, p.b. g.c. v. h. fl.  
 ————— rectified, p.b. g.c. v. h.  
 fl. and f.  
 Incomp. la Fidelle, p.b. n.c. v. l. fl.  
 Maria Antoinette, s.b. g.c. v. l. fl.  
 Roi de Siam, p.b. g.c. v. l. fl.  
 Quaramble, p.b. g.c. v. h. fl.  
 Duc de Florence, p.b. g.c. v. l. fl.  
 Violet Ambre, p.b. g.c. v. h. fl.  
 Pourpre Griseldine, p.b. g.c. v. l. fl.  
 Violet Pourpre, m.b. g.c. v. h. fl.  
 Inapproachable, p.b. g.c. v. h. fl.  
 Alexander Magnus, p.b. g.c. v. h. fl.  
 Violet Blanch, p.b. g.c. v. h. fl.  
 Tower de Salisbury, p.b. g.c. v. l. fl.  
 Another ditto, p.b. g.c. v. l. fl.  
 Roi de Macedonia, p.b. g.c. v. h. fl.  
 Roi de Violets, p.b. g.c. v. h. fl.  
 Reine de Passebas, p.b. g.c. v. l. fl.  
 Incomp. Bien fait, m.b. g.c. v. l. fl.  
 Alexander the Great, p.b. g.c. v. h. fl.  
 Black Baquet, p.b. g.c. v. h. fl.  
 Marquis de Bade, p.b. g.c. v. l. fl.  
 Hof van Etian, p.b. n.c. v. l. fl.  
 Madame de Pompadour, p.b. g.c. v. l. fl.  
 Major Partout, p.b. g.c. v. l. fl.

Constant, p.b. g.c. v. h. fl. and f.  
 Another ditto, p.b. g.c. v. l. fl. and f.  
 Belle Imperatrice, p.b. g.c. v. h. fl.  
 and f.  
 Maria Stuart, p.b. g.c. v. l. fl.  
 Premier Noble, m.b. g.c. v. l. fl.  
 Pearl Blanch, p.b. g.c. v. h. fl. and f.  
 Violet Alexander, p.b. g.c. v. h. fl.  
 Pompey the Great, p.b. g.c. v. h. fl.  
 and f.  
 Passe Gary, p.b. g.c. v. l. fl.  
 Evergne de Nitris, m.b. g.c. v. l. fl.  
 and f.  
 Bien fait rectified, m.b. n.c. v. l. fl.  
 Favorite de Visco, p.b. g.c. v. h. fl.  
 Incomp. Favourite, p.b. g.c. v. l. fl.  
 Violet Perfecta, p.b. g.c. v. l. fl.  
 Noble Blanch, p.b. g.c. v. h. fl.  
 Lord Hill, p.b. g.c. v. l. fl.  
 Overwinner, m.b. g.c. dark v. f.  
 Incomparable Cyrus, p.b. g.c. v. l. fl.  
 Grand Prior, p.b. g.c. v. l. fl.  
 Washington, p.b. g.c. v. h. fl.  
 Violet Bellissimo, m.b. g.c. v. l. fl.  
 Urisle, p.b. g.c. v. l. fl.  
 Violet Imperial, p.b. g.c. v. h. fl.  
 Duchess of Wurtemburgh, p.b. g.c. v.  
 l. fl.  
 Countess de Murat, m.b. g.c. v. h. fl.  
 Semiramis, p.b. g.c. v. l. fl.  
 Superb en Noir, p.b. g.c. v. l. fl.  
 Violet ma Favorite, p.b. g.c. purple l. fl.  
 Ursina Minor, m.b. g.c. v. l. fl.  
 Sultan Achmet, p.b. g.c. v. h. fl.  
 Incomp. Amazon, p.b. g.c. v. l. fl.  
 Incomp. la belle Margareta, p.b. g.c.  
 v. h. fl.  
 Incomp. la Panache, p.b. g.c. v. h. fl.  
 and f.  
 Coning Douris, p.b. n.c. v. l. fl.  
 Violet Superb, m.b. g.c. v. h. fl.  
 Diana, p.b. g.c. v. h. fl.  
 Agile Triumphant, p.b. g.c. v. l. fl.  
 Imperatrice de Maroc, p.b. g.c. v. h. fl.

*Bizarres.*

Demetrius, p.b. g.c. br. l. f.  
 Trafalgar, p.b. g.c. br. l. f.  
 Another ditto, s.b. g.c. r. l. f.  
 Lawrence's Bolivar, p.b. g.c. br. h. fl.  
 Leonardo da Vinci, p.b. g.c. br. l. f.  
 Castrum doloris, p.b. g.c. br. h. fl.  
 Perle de l'Orient, p.b. n.c. br. l. f.  
 Grandeur du Monde, p.b. g.c. br. l. fl.  
 Adde Winter, s.b. g.c. black f.  
 Bell's King, p.b. g.c. br. l. f.  
 Capt. White, m.b. g.c. br. h. fl.  
 Maddox's Yellow, m.b. g.c. br. l. f.

I regret that I have not been able to extend the list of Bizarres; but although a good many more are cultivated here, there is so much uncertainty respecting their correct names that any attempt at description would be fruitless. There may also be some mistakes in the names of some of the above, other amateurs probably growing them under different names, but I vouch for the accuracy of the descriptions, as they were all taken down carefully by myself from the beds of three competitors, when in full bloom.

And now, Mr. Editor, in taking my leave of the Tulip for this season, allow me to take this opportunity of expressing my grateful acknowledgments to you for your courtesy and kindness in furnishing us with the medium through which to communicate our opinions and gleanings to each other; and wishing the young Tulip collector every good fortune in the selection of his stock, every success in his mode of cultivation, and, above all, fair and impartial decisions on his flowers after he has had the trouble and pleasure of rearing them to perfection, I respectfully bid him farewell.

*Felton Bridge End, Northumberland,*

- June 14, 1841.

---

#### ARTICLE IV.

##### A DIALOGUE ON THE CULTIVATION OF THE AURICULA.

BY WILLIAM HOWARD, ESQ.

(Continued from July Number.)

LEARNER. Do you ever wash or sponge the leaves?

INF. Sometimes in June, July, and the beginning of August, after a long continuance of dry weather; about seven or eight o'clock in the evening I sprinkle them all over with a patent watering pot, and I find it refreshes them much. About the last week in August I re-pot all my plants, which gives them time to establish themselves before winter; some persons do this soon after they have done blooming, but it is not a good plan.

L. Why do you not think so?

INF. Because the frequent waterings so impoverish the soil that they will require top dressing in September, which is a double trouble; besides, it causes them to bloom in the autumn, which very

few will do when potted in August, therefore I always re-pot mine in that month.

L. I have heard if the pips are pinched off it will prevent injury to the bloom in the spring.

INF. Perhaps it may, but I do not like to see them do so; and without a doubt August is the best time for potting. I will now show you my compost, and tell you how to mix it; we will walk to the yard, where I have just had in a fresh supply.

L. What a quantity of things you have collected; this is sea-sand.

INF. Yes; from Rhyl, in Flintshire.

L. This seems to be composed of bits of decayed sticks.

INF. An indispensable ingredient to form a good compost; but I prize most those black clods just brought in; I have it piled up in a large heap; there is enough to last the life of any amateur florist in the kingdom; just examine them, that you may know the quality of the peat.

L. They are covered over with heath in blossom and white moss; here is a beautiful plant of sun-dew.

INF. Well, all these beauties I make mincemeat of with a spade. Break one of the clods, you will find it composed of black soil and white shining sand; if you were to walk on the common, where it is brought from, you would see great drifts of this silver sand washed together by heavy rains.

L. Then why do you go to the expense of sending for sea-sand?

INF. I like sea sand the best, but I do not send purposely for it. Having had a horse and cart at the coast I have had it back carriage; and although the sand about here more resembles sea-sand than any I ever saw, yet, when I have an opportunity, I like that from the shore best. These clods form the principal ground of the compost. I will suppose a moderate cart-load of clods, the same quantity of well-rotted horse-dung from an old hot-bed, or any that looks black and cuts solid; I then add about six wheelbarrows full of decayed sticks, taken from the bottom of an old wood pile; decayed bean-stalks will answer quite as well; but such things can only be had in the country, where there is a good kitchen garden; then add four bushels of salt, four bushels of bone-dust, one bushel of lime, and four buckets of blood.

L. How do you procure so much blood?

INF. Very easily, from the butcher who supplies my house with meat.

L. And what may be the expense of all these materials?

INF. The peat I have in my own land, the blood is given me, the manure and sticks are on the premises, the bone-dust is 3s. 6d. per bushel, salt 1s. 2d., and the lime 5½d.

L. Then all this quantity costs you only a few shillings; you prefer horse to cowdung?

INF. Cow's will doubtless answer, but I have never tried any, having invariably used horsedung, which agrees well with my plants, nothing can do better; and without prejudice, I like to let well alone. I have given you the componencies, I will now tell you how to mix them, and when to use them: first chop up the peat and the decayed sticks, mixing them well together, adding about a bushel of quick lime equally over it, then mix the blood and half the salt together, and these again with the bone-dust, then incorporate all these thoroughly and throw the remainder of the salt on the top. The compost is now in fine killing order. In this state, if it were put to the root of an oak tree it would destroy it.

L. It must be kept some time then before it be fit for use?

INF. At least twelve months, and should be turned and well incorporated every three; after the pernicious qualities are evaporated, it must be stored up under cover, that the rain may not wash out the virtues; if it be kept dry it will remain good for years. When you want to use any, take out the quantity you wish and hand-pick it over to take out the stones and hard knots of heath roots; but by no means riddle it, rubbing it through your hands is enough.

L. You have told me that in February the plants will require a top dressing, with something richer than that you use for potting in August; how must this be made?

INF. Simply by adding a little sheep's dung, or more blood, with a portion of this compost; keep it till all the unpleasant effluvia has passed away, for few things are so offensive as blood in a state of decomposition. Some persons use night-soil, and various other things, but I prefer what I have named; this compost will give a brilliancy to the bloom without causing the colours to flash, or sport, as florists call it.



L. Suppose I cannot procure this peat, can I substitute anything for it?

INF. If I were obliged to use a substitute, it would be well-decayed sticks and leaf mould, and sea or drift sand, mixed with the fine soil which moles lift up in a rich loamy pasture, with the interior of decayed trees; it matters not what the wood is, so that it is quite decayed, or rendered a black or dark mould. If you will refer to the second volume of the CABINET, page 169, you will find a good plain compost for immediate use, described by Snow-drop.

L. You seem to use a large quantity of salt in your compost.

INF. It may seem so to those persons who, perhaps, may only be acquainted with the knowledge of its pernicious qualities, and not its virtues. I have proved its utility, and do not think my compost perfect without it. In a raw state it will kill any plants, but it is time which takes off its virulence and leaves the compost mellow and free from worms; even the wire-worm, when the salt is mixed up, shows that he has had notice to quit.

L. I will now thank you to show me how you drain your pots, which I should fancy a material point to keep the plants in health.

INF. It really is so; the way I drain mine you may consider as unnecessarily troublesome, but it is a way from which I never vary. In the first place I take an oyster-shell, the hollow one—observe it has nine holes in it.

L. Are they not difficult to pierce?

INF. Nothing easier, they are done with a hammer and awl. On the shell I place two inches of broken pots or fret, then a little dead moss, and you are not such a novice as to require instruction how to place your plant. Remember not to press the soil round the roots, but merely give the pot a tap or two on the board after it is filled, and you will find the soil sink about an inch or more and it is done. The great advantage of this drainage is, should the plants be unavoidably or carelessly left exposed to several days' rain in summer or autumn, they are less liable to injury than when drained in a careless way. If you will adhere to these directions you cannot fail to grow Auriculas to your satisfaction. I have grown them so large that few persons would give credit to it; however I have the dried pips to show you gummed on paper, and will fetch them for you to see.

L. A tremendous size, indeed! What do you call this?

INF. Horsefield's fine Trusser; it bloomed nine pips, and each one measured two inches in diameter. This is Smith's Princess Charlotte, that Page's Duchess of Oldenburg; here are Smith's Waterloo, Partington's Trafalgar, Popplewell's Conqueror, and many others, nearly all as large as fine Trusser. These are certainly not so large, but infinitely better flowers: Lee's Colonel Taylor, Howard's Nelson, and Page's Champion. And these are some of the best white edges: Taylor's Glory, Kenyon's Lord Chancellor, Hughes's Pillar of Beauty. These are good grey edges: Fletcher's Ne Plus Ultra, Howard's Sweepstakes, Howard's Eclipse, Oliver's Lovely Ann, Grimes's Privateer, and Kenyon's Ringleader. You see how these have been grown, and if you will follow the directions I have given you, you may do the same. We will now join the ladies at tea. I will gather a young peach leaf to put into the teapot, it will much improve the tea, to my taste; some think it gives the flavour of noyau, and do not like it.

---

## ARTICLE V.

### ON BLOOMING THE YELLOW NOISETTE ROSE.

BY W. G. B., CORK.

HAVING heard gardeners frequently complain of the difficulty of blooming yellow roses, and having flowered them myself very successfully for the last two years, I send you the method I have used, hoping it may be useful to some of your readers.

The plants are planted in rich mould, in the open border. When the buds begin to show, I place a hand-glass over each rose-tree; and, to insure plenty of air, I put four small pots under the four corners of the hand-glass. It will be necessary to shade in hot sunshine. I find, if they are not covered with a hand-glass, that the outside petals rot before the inner ones open. I had six fine Noisettes this year, on one small plant; and there will be a second crop about the end of July.

P.S. *Crassula versicolor* I find to be quite hardy. I left out a plant of it last winter; the mould in the pot was frequently frozen very hard. It looks very healthy now, and is coming strongly into flower in the open air.

June 30, 1841.

---

## PART II.

## LIST OF NEW AND RARE PLANTS.

**ANGRÆCUM BILOBUM.**—Two-lobed. (Bot. Reg. 35.) Orchidacææ. Gynandria Monandria. Sent from Cape Coast Castle to Messrs. Loddiges, with whom it has bloomed, The flowers grow in pendulous racemes. White with a slight tinge of blush. Each flower is about an inch and a half across, fragrant.

**BORONIA LEDIFOLIA.**—Labrador Tea-leaved. (Pax. Mag. Bot. 123.) A native of New Hoiland, and has recently bloomed with Messrs. Loddiges. It is a stiff and vigorous growing plant, having, like *B. serrulata*, entire leaves. The leaves too are without notches. The plant blooms most profusely, each flower being about three-quarters of an inch across, of a pretty pink colour. It merits a place in every greenhouse.

**CALLISTACHYS LINEARIS.**—Red-flowered. (Bot. Mag. 3882.) Leguminosææ. Decandria Monogynia. Synonym, *C. sordida*. Mr. Drummond sent seeds of it from Swan River colony to Mr. Low of Clapton. It is an erect-growing shrub, blooming freely in terminal racemes. Corolla reddish-purple. Claw and wings of a greenish-yellow. Each blossom is about half an inch across.

**CYMBIDIUM PUBESCENS.**—Downy-lipped. (Bot. Reg. 38.) Orchidacææ. Gynandria Monandria. Discovered by Mr. Cuming in the woods of Sincapore, and sent to Messrs. Loddiges, with whom it has bloomed. The flowers are produced on a pendulous raceme. Petals and sepals crimson edged with green. Labelum yellow edged with crimson.

**CYRTOCHILUM MACULATUM.**—Spotted. (Bot. Mag. 3880.) Orchidacææ. Gynandria Monandria. Petals and sepals greenish-yellow, beautifully blotched with dark crimson. Labellum pale sulphur-coloured. The flowers are produced in large panicles, each blossom about two inches across. It is a very beautiful kind. A plant has bloomed in the Woburn collection.

**EPIDENDRUM GRAHAMI.**—Dr. Graham's. (Bot. Mag. 3885.) Orchidacææ. Gynandria Monandria. Sent from Mexico to the Edinburgh Botanic Garden. Flowers produced in a loose raceme, eight or ten on each. Each blossom is near three inches across. Petals and sepals of a greenish-yellow, tinged up the middle with brown. Lip, side lobes yellow, the middle lobe large, white, very beautifully streaked with red.

**GOLDFUSSIA GLOMERATA.**—Clustered-flowered. (Bot. Mag. 3881. Pax. Mag. Bot. 121.) Acanthacææ. Didynamia Angiospermia. A native of the mountains of Sylhet in the East Indies, introduced to the gardens at Sion House about four years back. There had been only one species previously introduced, and known by the appellation *Ruellia anisophylla*. The present species is of a more luxuriant habit, shrubby, evergreen, branching. The flowers are produced in loosish heads; corolla funnel-shaped, nearly two inches long, of a lilac blue. It is an ornamental hothouse plant, well meriting cultivation. The plant increases freely by cuttings, grows rapidly, and in a warm and damp stove flourishes satisfactorily. It requires a rich loamy soil with a mixture of sandy peat, and a free drainage.

**IPOMÆA BATATOIDES.**—The Male Jalap. (Bot. Reg. 36.) Convolvulacææ. Pentandria Monogynia. Sent by Mr. Hartweg to the London Horticultural Society from Mestitan. The plant is not so rambling or profuse in foliage as many of the *Ipomæas*, and the flowers stand conspicuously out beyond the foliage. The flower is of a rich crimson, shaded with lilac and pink. The plaits are of a beautiful carmine, shading off to white at the mouth of the tube, altogether producing a most brilliant effect. Like all tuberous-rooted *Ipomæas* it requires to be kept in a warm and dry situation during winter. As soon as it begins to start, it should be watered gradually, increasing as it extends in growth. It requires a temperature between a greenhouse and a stove, in which it blooms

profusely for a long period. The soil most suitable is equal parts of leaf-mould, loam, and sandy peat, having a good drainage. It is readily increased by cuttings, and deserves a place wherever it can be introduced.

*POTENTILLA INSIGNIS*.—Specious Cinquefoil. (Bot. Reg. 37.) *Roseacæ*. *Icosandria Polygynia*. Raised from Indian seeds sent to the London Horticultural Society. It is a hardy perennial, flowering from June to September. Flowers of a golden-yellow, each about an inch and a half across.

*SALVIA HIANs*.—Gaping Sage. (Bot. Reg. 39.) *Labiatae*. *Diandria Monogynia*. A very ornamental hardy herbaceous plant, sent from Cashmere. It is a perennial, grows about a foot high, and flowers profusely in May and June. The tubular part of the flower and upper portion of the labio blue, the lower part of the labio spreading, white, with blue spots. The contrast is very striking. Each blossom is near two inches long. The flowers are produced in lateral clusters. It ought to be in every flower border.

---

PLANTS NOTICED BUT NOT FIGURED IN BOTANICAL REGISTER FOR JULY.

*PHLOMIS SIMPLEX*.—A herbaceous plant growing about a foot high. Flowers in whorls, of a dull purple, hairy. It is a native of the Himalayas.

*MAXILLARIA PLACANTHERA*.—Bloomed with Messrs. Loddiges. Flowers green, spotted with dark.

*MAXILLARIA JUGOSA*.—From Brazil. Bloomed with Messrs. Loddiges. Petals and sepals of a rich cream colour, speckled with crimson.

*CIRRIOPETALUM MACREI*.—From Ceylon. Bloomed with Messrs. Loddiges. Sepals yellowish-brown, petals purple.

*ERIA PULCHELLA*.—From Singapore. Bloomed with Messrs. Loddiges. Flowers in spikes of a dull yellow.

*MORMODES LINEATUM*.—From Guatemala. Flowers olive-green, striped and spotted with brown.

*ROSSIZIA PAUCIFOLIA*.—From Swan River colony. Bloomed with R. Mangles, Esq. Flowers yellow and brown.

*EPIDENDRUM LACERTINUM*.—From Guatemala. Bloomed with Mr. Bateman. Sepals and petals bright green, column yellow, lip stained with purple.

*CYPRIPEDIUM BARBATUM*.—From Singapore. Flowers white, richly stained with purple and streaked with green veins. Bloomed with Messrs. Loddiges.

*ORNITHOGALUM DIVARICATUM*.—A bulbous plant from California. Bloomed at the garden of the London Horticultural Society. Flower stem two feet high; flowers white, with green stripes beneath.

*HELLEBORUS ORIENTALIS*.—It is probably hardy, very different from the *H. niger*, Christmas Rose. Flowers large, blush, upon a leafy stem.

*HELLEBORUS OLYMPICUS*.—Flowers green. Bloomed in the garden of the London Horticultural Society.

*ERIA POLYURA*. From Manilla. Flowers small, white, with a deep crimson lip.

*SACCOLABIUM BLUMEL*. From Java. Bloomed with Messrs. Loddiges. Flowers white and red, with a bright violet streak. Lip deeply stained with violet, having a white tip.

*AERIDES BROOKERII*.—The most superior species yet bloomed in this country. It has lately flowered in the collection of Sir R. Brooke, Bart., of Norton Priory. Flowers large, white; lip white, tipped with rose.

*PHILADELPHUS MEXICANUS*.—A new hardy shrub from Mexico. Grows about a foot high. Flowers cream-coloured, delightfully fragrant. It is likely to be a favourite plant for forcing.

## PART III.

## MISCELLANEOUS INTELLIGENCE.

## LONDON HORTICULTURAL SOCIETY.

EXHIBITION AT THE GARDENS, JULY 10.

AMONG the visitors were their Royal Highnesses the Duke and Duchess of Cambridge, the Duke of Devonshire, the Duchess of Sutherland, the Duke and Duchess of Beaufort, &c. &c. The gardens seemed attired for the occasion in their holiday robes; the turf and trees, owing to the late rains, having again assumed the richest emerald tints, while the flowers displayed all the lustre and luxuriance which a July sun, tempered at intervals with the gentlest of showers, could impart.

Of the tribes of showy plants which appeared in the exhibition, the Heaths occupied by far the most prominent position. The collection of these from Messrs. Barnes, Butcher, and May, among the amateurs, and Messrs. Young and Jackson, nursery men, were particularly admirable. Twenty specimens from Mr. Barnes, gardener to G. W. Norman, Esq., attracted universal attention from the immense masses of flowers they individually and unitedly presented, and the great variety of colours and forms thus collected together. The plants otherwise most noticeable were *E. Bowieana*, from Mr. Butcher, gardener to Mrs. Lawrence, Ealing Park, five feet high, and literally loaded with its beautiful white blossoms; *E. ventricosa*, from the same establishment, a complete mass of splendid flowers; *E. ventricosa superba*, contributed by Mr. Green, gardener to Sir Edmund Antrobus, Bart., Cheam, and covered with enormous heads of glowing pink inflorescence; *E. ventricosa purpurea*, more than four feet in height, so dense and bushy as to be capable of concealing a bird's nest in its centre, and bedecked with numberless pretty blush-coloured flowers, tipped with purple, from Mr. Jackson, of Kingston; a pale variety of *E. ventricosa*, four feet high, and almost as remarkable as the last, from the same grower; *E. viridis*, with curious dark green drooping blooms, and conspicuous for the size and health of the specimen, from Mr. Bruce, gardener to B. Miller, Esq., Mitcham; and *E. eximia* and *E. ampullacea*, from the nursery of Messrs. Lucombe, Pince, and Co., Exeter, which for the spreading character of the plants, and the abundance as well as loveliness of the flowers, deserve the highest praise. Except one collection, of which shabbiness and scantiness of bloom were the chief characteristics, all the Heaths present were distinguished for good culture, which comprehends compactness of growth, verdure of foliage, with size, colour, and profusion of flowers. In the case of many of the larger plants, the soil was elevated two or three inches in the middle of the pot; though it should be remarked that this was not effected by burying the roots that much deeper in the spot mentioned, but by gradually raising the bases of the entire body of these above the surrounding soil. The earth employed, too, had obviously not been deprived of the fibrous matter it naturally contains, by sifting or any analogous process, for the fibre is very properly thought to be instrumental in keeping the soil open, and permeable by water. Fuchsias, including a considerable number of new hybrids, were the next leading objects of attraction: *F. fulgens* was shown in several states; those of extreme exuberance and unnatural dwarfness, with a stuntedness of growth and yellowness of foliage, being by no means so interesting as the intermediate condition, in which healthy leaves and a great quantity of fully-developed flowers were observable; *F. corymbiflora*, with its tall stems, large oblong leaves, and singularly long corymbs of bright crimson flowers, had a very stately aspect, and seems better suited for conservatories than for small greenhouses; Mr. Green had a plant of it in his principal collection. *F. formosa elegans* is an extremely pretty variety; it has small leaves, numerous stems, and an extraordinary profusion of blossoms, which have crimson reflexed sepals and a deep purple corolla; both for habit and flowers it is one of the best kinds now cultivated, and was exhibited in great perfection by Mr. Storey of Isleworth. *Fuchsia Towardii*, sent by Mr. Standish, of Bagshot, appears to be of common

hybrid origin, but is peculiar, from having the sepals and petals coloured throughout of a brilliant hue between crimson and carmine. Three new sorts, respectively called *refulgens*, *splendens*, and *triumphans*, came from Mr. Kyle, gardener to R. Barclay, Esq., Leyton; the last was particularly fine, the flowers being very large and long, with sepals of an indescribable carmine tint; a curious variety, of which it would be difficult to give a better notion than is conveyed in the declaration that it was like *F. fulgens*, in an unusually high state of culture, was shown by W. H. Storey, Esq.; the stems, leaves, and flowers were amazingly large, but otherwise resembling those of *F. fulgens*. From the last-named gentleman there was also a hybrid, somewhat allied to *F. Standishii*, which showed to what extent *Fuchsias* are influenced by proper treatment; it was about four feet high, and of an equal diameter—the stems, which were absolutely innumerable, being all apparently of this year's production, and so tastefully arranged, as well as so pleasingly sprinkled with blossoms, as to form a very striking group. Another new hybrid, with flowers not unlike those of *F. Chandlerii*, but tall, strong, erect stems and larger leaves, was from S. R. Prowse, Esq., Greenwich; the blooms are always axillary, which is not the case with *F. Chandlerii*, large specimens generally producing them in some kind of a raceme, with whitish sepals and a red corolla. A specimen of *F. globosa*, trained on a crescent-shaped trellis, cannot be approved, as it looks much better when managed as a bush. Other seedling *Fuchsias* were exhibited, but they are so closely related to each other, and to sorts already known, that it is unnecessary, were it possible, to offer any description of them. The hint may, however, perhaps be permitted that it would be well to extend the practice of hybridization to the intermixture of the less common forms and colours of *F. excorticata*, *lycioides*, *microphylla*, and *cylindracea*, with the better sorts, by which at least something novel would be obtained. Of the plants brought forward which have pre-eminent claims on the notice of the cultivator, there is a class of low evergreen shrubs, of which several examples will be mentioned. *Lechenaultia formosa* is probably the best illustration of this tribe; and the specimens shown at the two former exhibitions were fully equalled by those of Mr. Barnes, Mr. Green, and other gardeners, on the present occasion. The reader must imagine a depressed cone two feet in height, wholly encompassing the pot, and composed of velvety-looking scarlet blossoms, dotted here and there with a few green leaves, to gain even the faintest notion of the superlative beauty of these charming little objects, which are not excelled by anything within the whole range of our knowledge. *Helichrysum pumilum*, though a more diffuse-growing plant, with fewer flowers, is scarcely less worthy of esteem; that sent by Mr. Green, gardener to Sir E. Antrobus, Bart., had, however, lost most of its interest by the fading of the lively yellow disk. *Helichrysum proliferum*, bearing elegant moss-like leaves, and handsome crimson blossoms, was brought, in excellent order, by Mr. Davis, gardener to Sir S. Clarke, Barnet; the specimen was about two feet in height, and admirably grown—and the species ranks among the most ornamental of greenhouse plants. To *Roella ciliata*, were it not for the unfortunate tendency of its foliage to a rusty brown cast, the same praise would be awarded. Mr. May, gardener to E. Goodhart, Esq., furnished a very handsome plant of this delightful old species; and there was another in Mr. Green's stand; but although the flowers of both were copious and of a lovely blue, of various shades, the leaves were not free from the ordinary imperfection. *Statice puberula*, from Mr. Green, and Mr. Smith, gardener to C. Mills, Esq., Hillingdon, and *S. foliosa*, from Mr. Butcher, merit distinction, as interesting greenhouse dwarf shrubs, which bloom with such prodigality as frequently to perish in consequence; their pretty blue and white flowers were well expanded on the plants here referred to. *S. arborea*, with its larger leaves, more arboreous nature, and similar blossoms, elevated on a longer stalk, was sent by the Mr. Smith above mentioned, in a healthy and prolific condition. *Rondeletia odorata*, a decidedly valuable inhabitant of our stoves, was seen four feet high, in a bushy and free-flowering state, from Mr. Green. *Solanum Herbertianum*, which flowers almost every month in the year, and has blossoms of the purest purple, banded with yellow, was cultivated in a superior manner by Mr. Butcher. *Crassula coccinea*, exhibiting about twenty clusters of its showy crimson and

white blossoms, was also from Mr. Butcher, and reflected the greatest credit on the skill exercised in its cultivation. *Campanula fragilis*, covering a low, flattish trellis, that curved slightly downwards, presented a beautiful group of light blue flowers. Being naturally inclined to trail over the ground, the system of treating it was quite appropriate. It was grown by Mr. Marshall, gardener to Mrs. Langley, Kingston. The last of the kind we shall mention is *Gardoquia Hookerii*, which we never before saw in such vigorous health. There were four or five plants from Mr. Barnes, gardener to G. W. Norman, Esq., most of which had a single stem, to three or four inches above the pot, from whence the branches radiated in all directions, some being supported with slender stakes. The graceful little scarlet blossoms were not remarkably abundant, which is possibly attributable to the extra luxuriance of the specimens; these last were, however, peculiarly well cultivated. In the species we have thus been remarking on, there is an evident woodiness and shrubbiness which constitute a marked feature of distinction from those to which we shall now advert, which possess a greater or less degree of succulence, or a truly herbaceous habitude. *Triptilion spinosum*, supposed to be an herbaceous perennial, with deep blue blossoms, came from the gardens of Lady Grenville, Dropmore; Mr. Frost, the gardener there, having succeeded in growing and flowering it for the last two or three years. It is not less noticeable for its beauty than for the failures that have usually attended attempts to cultivate it. The specimen was in a pot, and the surface of the soil was covered with moss. *Besleria pulchella*, an ornamental old stove herbaceous plant, was shown by Mr. Barnes and Mr. Butcher. It is a rapid growing species, with succulent stems and leaves, the habit of some caulescent *Gloxinias*, and a prodigality of red and yellow flowers. *Gloxinia rubra* came from Mr. Green; and a plant of it, with very dark flowers, from Mr. Mountjoy, of Ealing. The power of the species to remain in bloom a great length of time has been rendered fully obvious by these exhibitions. A noble plant of *G. maxima*, having whitish flowers, with a tinge of blue in the throat, was supplied by Mr. Mountjoy, of Ealing. The same exhibitor brought a specimen of *G. hybrida*, bearing immense deep blue blossoms, in an extremely beautiful condition. From Mrs. Lawrence's gardens, there were some splendid plants of *Cuphea Melvilla*, a half-shrubby plant, with a growth similar to the larger *Salvias*, and bunches of scarlet flowers, tipped with green. Grown as these plants were, it is a very interesting object, and thrives well under the treatment given to *Salvia splendens*. This collection comprised, moreover, a plant of the pretty *Xanthosia rotundifolia*, which, with its curious white inflorescence, is rather attractive. An *Hydrangea hortensis*, sent by Mr. Taylor, gardener to — Coster, Esq., Streatham, had a surprisingly large head of flowers. *Trachelium cæruleum* was exhibited by the same person, and whether kept in a pot, or treated as a summer border plant, is always admired for its dense clusters of small blue flowers. *Lisianthus Russellianus*, adorned with two of its superb purple blossoms, and a whitish-flowered variety which is more novel than beautiful, were from Mr. Cuthill, of Camberwell. *Dianthus Lusitanicus*, a species with many stems, of the height of two feet or upwards, and numberless white blossoms, whose petals are elegantly lacinated, was shown in a pot by Mr. Marshall, gardener to Mrs. Langley, Kingston. Two fine bulbous plants, *Amaryllis vittata* and *Lilium eximium*, will complete our list of the plants composing this division. The first was brought by Mr. Franklin, gardener to Mrs. Prior, Hampstead, and bore two spikes of magnificent red flowers. Six specimens of the last, grown by Mr. Mountjoy, of Ealing, in pots, were three feet high, and had three or four immense white blossoms on the summit of each of their stems. It is a Japan species, allied to *L. longiflorum*, and said to be quite hardy. In a few of the plants exhibited, the forms and strength of tropical vegetation were strikingly manifest. These were from the collection of Mrs. Lawrence, Ealing Park, and included *Hedychium coronarium*, magnificently grown, and crowned with yellowish-white and deliciously sweet-scented flowers; a species of *Heliconia*, with rich scarlet bracts, enveloping the various-coloured blooms; *Clerodendron speciosissimum*, a species thoroughly distinct from *C. squamatum*, and in extraordinary health; *Poinciana pulcherrima*, with gorgeous orange blossoms, rising from amidst the beautifully-pinnated leaves, and



conspicuous for superior culture; and *Erythrina Crista-galli*, with larger flowers and of a deeper hue than is commonly seen in specimens grown in even an unrestricted soil. Climbing plants comprised the charming *Gompholobium polymorphum*, most successfully managed by Mr. Barnes, gardener to G. W. Norman, Esq. The stems of this subject were much stronger, and the flowers finer and more liberally produced than is ordinarily the case. *Manettia cordifolia*, fastened to a large globular trellis, was again shown by Mr. Butcher, in great perfection. A very tall plant of *M. coccinea*, with larger leaves, and not so many blossoms, was likewise in the specimen tent. *Mandevilla suaveolens*, a new climber, with large white, fragrant, trumpet-shaped flowers, was in a good flowering state, from Mr. Butcher. It was attached to a cylindrical trellis. *Hoya carnosae*, similarly treated, created a really beautiful display. It came from Mr. Tinsley, gardener to Mrs. Sharpe, Barnet; and though the trellis was only four feet in height, it had a great quantity of its delicate wax-like flowers. This mode of treating so favourite a plant ought to be extensively adopted. *Chironia decussata* is not naturally of a climbing disposition, but trained to a flat upright trellis by Mr. Tinsley, the lateral branches protruded forwards, each bearing their showy pink blooms at the extremity, and making altogether an imposing appearance. *Russelia juncea*, which is rather a trailing than a climbing species, was supported on a high wire trellis, from the top of which its graceful rush-like branches depended. Mr. Green was the exhibitor of this plant, which was more prominent for its verdant beauty than for the profusion of its flowers. We have anew to regret that climbers were not more numerous, and to reiterate our declaration that cultivating them in pots is the easiest as well as the best system of flowering them successfully. A new plant, with a single expanded flower, was exhibited by Mr. Butcher, gardener to Mrs. Lawrence. It was the *Lemonia spectabilis*, a stove-shrub, with glossy leaves, and solitary pink blossoms. *Berberis trifoliata*, with extremely elegant three-parted Holly-like foliage, was sent by Mr. Mountjoy, of Ealing, though not in flower. A species of *Yucca*, not very remote from *Y. filamentosa*, was from Messrs. Brown and Attwell, Uxbridge. *Rosa devoniensis*, which is an improvement on the yellow Noisette, was sent from Messrs. Lucombe, Pince, and Co., its sole possessors. From Mr. Cutbush, of Highgate, there was a seedling *Chryseis* (*Eschscholtzia*), with semi-double flowers, the exterior of which is the colour of *C. crocea*, while the middle is of a much darker orange. It is a singular example of the propensity of some annual flowers to "sport," and most likely can never be perpetuated. Neither the magnificence nor the novelty which was apparent in the Orchidaceæ at the June meeting, distinguished the more recent exhibition. There were, nevertheless, some tolerably good specimens, and a few new, as well as a greater number of rare species. It is not a period at which many Orchidaceæ bloom, and the delicate structure of others renders cultivators undesirous of exposing them. Of that finest of Orchidaceous genera, *Cattleya*, there was a good variety of the queen of its species. *C. Mossiæ*, from Messrs. Rollisson; *C. Harrisoniæ*, which has, perhaps, the finest-coloured flowers of any, from Mr. Butcher, gardener to Mrs. Lawrence; *C. intermedia*, whose blossoms are intermediate in hue between the last species and *C. crispa*, also from Messrs. Rollisson; and a new species, with pinkish-brown sepals and petals, and a purplish lip, from Mr. Insley, gardener to G. Barker, Esq., of Birmingham. The flowers of the latter were not properly opened. *Stanhopea saccata*, with stronger pseudo-bulbs than usual, was sent by Messrs. Rollisson; *S. insignis* by Mr. Butcher; a variety of *S. oculata*, in which the ground-colour and spottings of the flowers were peculiarly clear, by Mr. Mylam, gardener to S. Rucker, Esq., Wandsworth; and a stately plant of *S. oculata*, with fully thirty flowers, from which a delightful odour was effused, by Mr. Redding, gardener to Mrs. Marryatt, Wimbledon. Of the beautiful genus *Oncidium*, only a good plant of *O. Baueri*, with its high-waving spikes of pretty yellow and brown blossoms, and a variety of *O. papilio*, were present. The former was from Messrs. Rollisson; the latter from Mr. Rucker. *Epidendrum cochleatum*, admirably cultivated by Mr. Butcher, was the sole representative of this extensive genus. There was a pretty yellowish-flowered variety of *Gongora maculata*, likewise from Mrs. Lawrence; who exhibited, besides, *Maxillaria cristata*, with two richly-variegated flowers; a large yellow-



blossomed species of *Mormodes Citrina*; and the lovely *Galeandra Baueri*, the choicest Orchidaceous plant that graced the part of the tent appropriated to the tribe. Mr. Mylam, gardener to S. Rucker, Esq., brought specimens of *Angraecum caudatum*, with its singular greenish and white flowers, which have an extraordinary tail-like appendage, sometimes six or nine inches in length; *Cycnoches chlorochilon*, whose gigantic flowers would be more interesting were they not of a greenish-yellow colour; *Phaius albus*, a tall-growing caulescent species, with pale green leaves and white flowers, of which the lip is streaked with pink; *Maxillaria macrophylla*, having remarkably large and broad leaves, with flowers somewhat similar to those of *M. Deppoi*, the sepals being brown, the petals white, and the lip spotted with pink; with *Vanda Roxburgii*, which only differs from *V. tessellata* in having the outer members of its blossoms chequered with green, and a blue lip. *Vanda tessellata* was produced by Messrs. Rollisson, and has the sepals and petals mottled with brown, and the lip pink. These gentlemen sent, in addition, *Maxillaria vitellina*, with long racemes of showy orange flowers, and a brown labellum; *Phaius albus*, already noticed; and *Dendrochilum filiforme*, an interesting little pseudo-bulbous plant, quite new, with long waving spikes of small green blossoms, which are arranged very regularly on the rachis, and without being individually beautiful, have, on the whole, a pleasing effect. A stand of cut flowers, in which *Tacsonia pinnatistipula* made a considerable figure, was from Mr. Redding, gardener to Mrs. Marryatt. Some seedling *Verbenas*, exhibiting every variety of scarlet, pink, and lilac tints, and great diversity in the shape of the flower-heads, were from a person whose name we could not ascertain. Mr. Green's seedling *Calceolarias* were beautiful. The *Cockscombs* from Mr. Whilding, of Harrow, were dwarf; while those of Mr. Braid, gardener to H. Perkins, Esq., were taller, yet far larger and finer.

The exhibition of *Pelargoniums*, though very fine, was not so gorgeous, nor in such perfection, as it was at the former meeting. This probably arose from the varieties selected for exhibition; but, in justice to Mr. Cock, we must not include his collection in this remark, for no perceptible difference was visible in his plants; they were in fine condition and splendid bloom; his plant of *Emily* attracted great admiration, but this, we imagine, arose more from its peculiar colour than any other superiority, as *Eliza superba*, *Orange Boven*, *Diadematus superbum*, and *Juliet* (a seedling of Mr. Cock's) were equally well grown. Mr. Upright's plants, though rather small, were well bloomed; the other collections from amateurs contained plants of vigorous growth, but exhibiting a great deficiency of flowers. Mr. Gaines received the first prize in the nurserymen's class. Mr. Catleugh's *Splendidum* and *Alexandrina* were very perfect. Among the large specimens, Mr. Cock's plants were again conspicuous for size and abundance of bloom; *Rienzii* was a magnificent plant. Mr. Catleugh's were compact and admirably grown, but, as a collection, it was rendered imperfect by the *Conservative* having lost a great portion of its flowers in its transit to the gardens. Mr. Gaines's three specimens were large, and covered with an equal head of bloom. That portion of the tent appropriated to the seedling *Pelargoniums* was crowded during the whole of the day, furnishing strong evidence of the interest excited by any novelties and improvements in this favourite class. The varieties exhibited were numerous, and among them were flowers of great beauty in form and colour; the most attractive were the seedlings from E. Foster, Esq., of Clewer Lodge; they were characterised by an extraordinary stain of rich and brilliant colour, quite novel in appearance; two were selected for prizes, being considered fine examples of form.\* A plant of the Rev. R. Garth's beautiful seedling, the *Queen of the Fairies*, was exhibited; it appears to be a free bloomer, the truss which was expanding its flowers being furnished with nine pips; the precision of the marking in the upper petals is a strong peculiarity, and indicates a great improvement attainable in this portion of the flower; a prize was awarded to it, and another to Wilson's *Enchantress*, a bold and striking variety. There were other seedlings of great merit exhibited, showing that improvements are going on in all parts in this elegant class of flowers. Strongly impressed with the beauty of these seedlings, we cannot but feel that those

\* We gave descriptions of seven of the best in our last Number.

selected for exhibition do not keep pace with the improvements that have taken place; many of the flowers shown this season should be discarded altogether, such as *Beauty of Ware*, *Touchstone*, *Lady Murray*, and others we could mention, as quite unworthy of appearing in a selection, being destitute of the properties which constitute a good flower, and whose only claim to notice consists in the enormous head of bloom they can be produced with; they do not represent the present improved state of this beautiful class, and the preference of such flowers by exhibitors acts as a discouragement to the efforts of those who are engaged in the praiseworthy occupation of improvement. The judges should look to this, and award their prizes to the best sorts if fairly cultivated, in preference to the comparatively worthless kinds. In the large tent we noticed a collection of twenty *Pelargoniums* from Mr. Catleugh, comprising many of the recently-introduced varieties; among them we noticed the *Nymph*, *Witch*, *Medora*, *Arabella*, *Duenna*, *Jubilee*, *Wonder*, &c.; and a box of cut blooms of the newer sorts looked very brilliant, and attracted many admirers. A collection of cut blooms of seedlings, and good varieties, from Mr. Russell, of *Battersea*, was shown, but so injudiciously exhibited as to destroy the effect of the flowers; there were several good seedlings, but we fear their merits were overlooked from the circumstance above stated.

Being early in the season, we did not anticipate so fine a display of *Picotees*; the numbers collected round the stands showed the interest they excited, and they merited all the encomiums passed upon them. The extreme delicacy and distinctness of the edging in some of the light edged, and the depth and richness in the heavy-edged, formed a most pleasing variety; and the *Carnations*, which were also extremely fine, shared with the *Picotees* the admiration of the visitors. Many fine blooms were exhibited in the amateur collections of Mr. Edmonds and T. Barnard, Esq.; and the nurserymen made an admirable display. The *Picotees* from Messrs. Willmer of *Sunbury*, Norman of *Woolwich*, and Dickson of *Acre-lane*, were in fine condition, and showed us some old favourites and new claimants for patronage; among others, Willmer's *Euphrosyne*, Miss Browning and *Philomela*, Gidden's *Susan* and Miss *Desborough*; and those who are fond of yellow grounds would be pleased with Willmer's *Goldfinch*, from its clear and brilliant yellow. Wain's *Queen Victoria*, exhibited in Mr. Norman's stand, is a most beautiful delicate rose *Picotee*, and one of the best flowers of its class. Gidden's *Diana*, both the scarlet and the purple, Sykes's *Eliza*, Sharp's *Nymph*, and Hufton's *Miss Willery*, were shown in great perfection. Among the *Carnations*, Norman's *Lord Bloomfield* and *Eclipse*, *Scarlet Bizarre*, *Fulbrook's Grenadier*, Willmer's *Solander*, purple flakes, Eason's *Elizabeth*, Cartwright's *Rainbow*, Willmer's *Maria*, Strong's *Linnaeus*, Stone's *Venus*, Maud's *Rowten*, &c., were particularly deserving attention. The flowers were generally finely dressed, and showed in great perfection. There were also good stands of *Pinks* and *Heartsease*, but no novelty particularly deserving notice, except a singular *Heartsease* called *Prince Albert*, from Mr. Silverlock of *Chichester*, much stained, and marked with brown-purple on a yellow ground.

#### QUERIES.

ON A DESCRIPTIVE LIST OF *AURICULAS*.—Having read, with great pleasure, in your Numbers for May and June, the elegant little essay on the culture of that beautiful, but, I am sorry to say, neglected flower, the *Auricula*, by Mr. William Harrison, I take the liberty, through the medium of your valuable magazine, respectfully to solicit your highly talented correspondent, as a finish to so valuable an article, to contribute a DESCRIPTIVE CATALOGUE of some of the best varieties now in cultivation; it would be a production I have never seen published, and would, I am sure, be hailed with delight by all lovers of that beautiful flower, even if it embraced a considerable portion of one number of the *CABINET*, the value of which would be greatly enhanced if a plate of some first-rate flower were given with it. I know of many who are very fond of floriculture, but who seem to have no idea of an *Auricula* beyond a shaded *Alpine*, on which they set the greatest store; this I think is partly owing to the flower not being

more generally advertised and made known. Should my suggestion be adopted, I shall feel happy that I have, in ever so small a degree, helped to revive a desire to cultivate one of the choicest beauties of nature.

A SUBSCRIBER.

Lewes, June 1, 1841.

ON FUCHSIA CORYMBIFLORA.—I should be obliged if one of the numerous readers of your CABINET would give an article on the whole culture of the *Fuchsia corymbiflora*, in an early Number.

I have recently seen what I should consider a *lusus naturæ*, not having heard of anything similar to it; I allude to the spike of flowers on the orange lily, so common in our gardens, grown to a compact circular head, nine inches in diameter, of flowers of the usual size so closely placed that seventy flowers were expanded on four inches of the top of the stalk, which was flat, and an inch and a half in width, and covered with numerous small, lanceolate leaves, the whole forming a bouquet which would be a showy object in our gardens, if general.

R. W. C.

July 6, 1841.

P.S.—Is the inclosed the real and genuine "*Phlox Drummondii*?"—[Yes. CONDUCTOR.]

ON SUPERB PANSIES.—As a subscriber to your valuable CABINET, I beg the insertion of the following Query.

Being desirous of increasing my collection of Pansies, and not having time to visit all the Pansy growers in England, and having been repeatedly deceived by representations given, I should be glad if those individuals possessing first-rate flowers for sale, would forward me blooms by post, placed between damp moss in a card-case; I would immediately correspond with the parties.

I have heard of a very superb kind shown at Manchester, named the Jolly Sailor; any person forwarding me a bloom would much oblige.

Nurseryman, Ramsgate.

WILLIAM MILLER.

#### REMARKS.

STRIKING FROM LEAVES.—In the spring of 1838, previously to his leaving Downton, unfortunately never to return, it occurred to Mr. Knight's inventive mind, that plants might be propagated from single buds and leaves only. Accordingly, he had several pots filled with a fine sandy loam; the pots were about twelve inches in diameter, to receive the cuttings, which he prepared himself. The buds and leaves were cut out, as is usually done when intended for insertion in stocks, with but a very small portion of the alburnum to each. The kinds that he operated upon were, Double Camellias, Magnolias, *Metrosideros*, Acacias, Neriums, Rhododendrons, and many others. The soil in the pots having been previously pressed firmly down, and the surface made perfectly smooth, the cuttings were inserted with a dibber, so as just to cover the bud, when the soil was pressed firmly against it. The back of the leaf, lying on the surface of the mould, was fed by absorbing moisture from it. The surface of the pots was quite covered with leaves, but so disposed that they did not overlap each other; they were then gently sprinkled with water, covered with bell-glasses, and placed on the flue of a forcing-house. The sprinkling was afterwards frequently repeated, and the glasses shaded from the sun by hanging paper over them. In a short time the buds were seen breaking through the surface of the mould, and by the end of summer some of them had made shoots six and eight inches long, especially the Camellias, which were then potted off. The others, that had not made equal progress, remained as they were until the following spring, when they likewise were potted, and found to be firmly rooted. Since that time I have tried other sorts with equal success; but, perhaps, plants that have large leaves are best adapted for this mode of culture.—(*S. Lauder, Downton Castle, Gardener's Chron.*)

**ON CAUSING SEEDLING CACTI TO BLOOM EARLY.**—The hybridizing of Cactus has of late years been carried on to a considerable extent, and many improved kinds have been raised. I find that seedlings, when about five or six inches high, taken and grafted upon *Opuntia vulgaris*, soon come into profuse bloom. I therefore strongly recommend the practice in order to obtain an early bloom.

Rochester, June 2, 1841.


CACTII.

**BUDDING ROSES.**—Among the many methods for budding Roses, I have found none answer so well as the following, which I have adopted for some time, and which I think should be more generally known.—The bud for insertion is taken off the shoot very close to the eye; the tip or part of the bark below the bud is cut off quite close, to allow the bud to be pushed closer into the stock without being bruised. It then requires only to be tied above the bud, and a composition applied to exclude the air and keep the bud cool, consisting of two-thirds cow-dung, and one-third stiff loam. The bud requires no untying, and gradually grows so closely into the stock as hardly to be distinguished from a shoot, and is not so liable to be blown out or injured. The composition is applied in a liquid [state] with a small brush.—(*Henry Curtis, Glazenwood.—Gardener's Chronicle.*)

### FLORICULTURAL CALENDAR FOR AUGUST.

**GREENHOUSE PLANTS.**—All exotic trees and shrubs belonging to this department, that are in want of larger pots, or refreshment of new soil, should (if not performed last month) immediately be done. Geranium cuttings should be put off, and established plants repotted, headed down, &c. Calceolarias should be increased. Verbenas should now be increased, in order to get well established plants to endure winter. This is the proper time to propagate Aloes, Sedums, and all others of a succulent nature, by means of suckers or bottom offsets; when detached from the parent, they should be potted singly into small pots, using light dry compost, and watering sparingly till they have taken root. In the first, or second week at furthest, inoculation may be performed on any kinds of the Citrus genus.

**FLOWER GARDEN.**—Propagate by means of slips, and parting the roots, of any double-flowered and other desirable fibrous-rooted perennial plants done flowering. Auriculas should be cleared of all dead leaves, and shifted into fresh pots; prick out of the seed bed, where it was omitted last month, Seedling Auriculas and Polyanthuses, and place in a shady situation; seeds may also be sown of both kinds in boxes or pans. Carnations may still be layered, also Sweet-Williams, the earlier in the month the better. Those which were layered four or five weeks ago will now be sufficiently rooted to be taken away and planted in beds or pots. Also plant out Pink pipings, which were put in in June. Sow seeds of all kinds of bulbous-rooted plants in pans or boxes, such as Spring Cyclamen, Anemones, Ranunculuses, &c. &c. Those kind of bulbs wanted to increase should be taken up if the leaves be decayed, and the offsets taken off. Transplant into nursery beds seedling, perennial, and biennial plants sown in spring. In dry weather gather those flower seeds that are ripe of any desired kinds. Plant out such kinds of autumn flowering bulbs as yet remain unplanted. Heartsease, towards the end of the month, should be propagated by slips, put into a shady border, and kept quite moist till they have taken root; these will form fine strong plants for blooming the spring following. Buds of Roses may still be put in, the earlier the better. Any budded early and looking fresh may have the bandage loosened to allow room for swelling. All shoots below the bud should be rubbed off. Chrysanthemums should be topped, if not done last month, in order to form compact heads of flowers. The tops put in make dwarf, late blooming plants.





*Rosa*

THE  
FLORICULTURAL CABINET,

SEPTEMBER 1st, 1841.

---

PART I.  
EMBELLISHMENTS.

---

ARTICLE I.

ROSA DEVONIENSIS.

ROSEACEÆ. ICOSANDRIA POLYGYNIA.

THE Rose has deservedly been celebrated in nearly every age, for its beauty, its fragrance, and its form. It was in high repute with the Greeks and Romans, and is now the favourite flower among eastern nations. All that the ancients did with the Rose, however, is nothing compared with what has lately been effected by European cultivators, and more especially by British nurserymen. We allude to the numerous hybrid varieties that have been raised by them. Some kinds which, about twenty years ago, were considered tender, and were grown only in the greenhouse, &c., have been impregnated with hardy ones, and the production from time to time has been an addition to our hardy varieties.

Among the immense number of the class to which the *Rosa Devoniensis* belongs, it certainly ranks the highest, and it is said to be one of the finest Roses ever introduced. The flowers are not only of a large size, but are very double. The petals are cupped, the outer or guard ones being of a fine bold camellia-like texture. The flower is deliciously fragrant. The plant is of excellent habit, being of a free and vigorous growth, with beautiful thick, glossy, dark green foliage. It is also quite hardy, and partakes equally of the properties of the *Noisette* and *Odorata* classes. The stock, which is now offered to the public, was solely in the possession of Messrs. Lucombe, Pince, and Co., nurserymen, Exeter. It certainly deserves to be grown by every admirer of this lovely tribe of flowers.

We applied to Messrs. Lucombe, Pince, and Co. for all particulars relative to the Rose, as to the best mode of treatment, &c., but not having received them in due time, we reserve a more extended article on the Rose till our next Number.

A correspondent having recently requested some descriptive remarks explanatory of the different divisions of Roses as they appear in the catalogues of Messrs. Wood and Son, of Woodlands Nursery, Maresfield, Sussex, we applied to them to favour our correspondent, and the following having been sent us, we subjoin.

#### REMARKS ON THE DIVISIONS OF ROSES.

BY CHARLES WOOD, WOODLANDS, MARESFIELD.

IN compliance with the request of an old subscriber, I have ventured to subjoin a few remarks descriptive and explanatory of some of the different divisions of Roses as they appear in the catalogue, and which I hope will meet the wishes of your correspondent; although I fear it is almost impossible to convey (by letter) explanations sufficiently descriptive of the various classes, to enable an amateur to recognize at once to what family any particular Rose may belong; a conversant knowledge of the classes can only be acquired by a constant and persevering attention to the various habits and properties of the Roses themselves.

I will commence by a few remarks on the six divisions of climbing Roses, flowering but once in the season (*viz.*), June and July.

1.—EVERGREEN ROSE. (*Rosa Sempervirens.*) This splendid division is particularly remarkable for luxuriance of growth, the shoots being thickly set with deep dark green glossy foliage; the flowers are individually small, but well formed, and very double, and are produced in very large graceful clusters.

2.—AYRSHIRE ROSES. (*Rosa Arvensis.*) The Roses belonging to this section are easily distinguished from the above (as well as from all other climbing Roses) by their long flexible shoots; and although they grow with the greatest rapidity, still the wood being very fine and small with light green leaves, which gives them a most graceful delicate appearance, much resembling the common *Rosa Arvensis* of our woods and hedges, of which family, they are merely hybrids; the flowers are globular, produced in large clusters, and are nearly all white or pale flesh colour, and exceedingly fragrant.



The Ayrshire Queen is, perhaps, an exception, as it departs from the character of a true Ayrshire; the seed that produced this Rose having been impregnated by some dark variety of *Rosa Gallica*, which must account for a deviation in appearance from the other members of this interesting family.

**BOURSULT ROSES.** (*Rosa Alpina*.) The distinguishing features of this beautiful class are peculiarly striking, having long reddish flexible shoots, thinly set with leaves, and nearly thornless, some of the varieties are entirely so; *Gracilis* is an exception (being a hybrid); its shoots are covered with formidable thorns.

**BANKSIAN ROSES.** (*Rosa Banksia*.) This pretty and highly interesting little division is so perfectly distinct, universally known, and justly admired, that it is scarcely necessary to describe it. Most of the shoots are very fine and twiggy, of a beautiful delicate light green, and thickly covered with small leaves; the flowers are small, but are produced in rather large clusters. *Banksia rosea* is a slight deviation from the true *Banksia*; it appears to bear an affinity to some of the Boursult Roses of humbler growth. Banksian Roses flower best when covering a wall, being too tender to be planted against pillars or trellis work.

**ROSA MULTIFLORA.** As the name implies, the Roses of this division produce their flowers in the greatest abundance, and in very large clusters; the shoots are very vigorous, strong, and thickly set with thorns; the leaves are large and have a very peculiar appearance. *Elegans* is, perhaps, an exception (being a hybrid); the leaves are smaller, and more destitute of thorns. Some of the Roses of this division are rather tender, and the luxuriant shoots are sometimes much injured by the severity of the winter. *Russelliana*, however, is perfectly hardy.

**HYBRID CLIMBING ROSES.** This class is one of the most difficult to describe. The origin of some of the varieties not having been properly ascertained, or their affinity discovered as belonging to any one class in particular, it is therefore almost impossible to lay down a criterion by which this section can be distinguished. They appear to be chiefly hybrids, emanating from various other classes, the varieties differing widely in character and habit from each other, for instance, Wells's White, or Madame D'Arblay, is a hybrid climbing Rose, of extraordinary growth, often making shoots from ten to fif-

teen feet in one summer; the wood is remarkably coarse, thick, and strong, covered with large black thorns; the leaves are also very large and finely shaped; the flowers are produced in tremendous large clusters, of the purest white, cupped, and nearly double. Wells's Garland, also a most desirable Rose, somewhat resembling Wells's White in character, only that it does not put forth such gigantic shoots, but the blooms are produced even in larger clusters than those of Wells's White. The flowers of the Garland are extremely varied in colour, and have a remarkably pleasing appearance. On the other hand, we have the little Rose Clair: although classed in the same division with the two above-named gigantic ramblers, yet it totally differs from them both in character and habit, inasmuch that it is of much more humble and moderate growth; the shoots are small, and have a delicate appearance; its flowers are single, but of a vivid crimson. Astrolabe also differs from the very vigorous members of this family; the shoots are smaller, and leaves finer. I can almost fancy I hear a Rose amateur or a young beginner exclaim, why huddle together in the same party two Roses so very dissimilar to each other in habit and growth as Wells's White and Rose Clair?

**SWEET BRIARS.** (*Rosa Rubiginosa.*) This interesting little family is so well known that it needs hardly explaining. The Scarlet, also called La Belle distinguée, or La Petite Duchesse, departs slightly from the character of the true Sweet Briar; it has decidedly been crossed by some variety of Rosa Gallica, its leaves being nearly scentless. Its wood and leaves have a somewhat deeper tinge than pertains to the Sweet Briar in general.

It will be also necessary to observe that the leaves belonging to some of the varieties classed in this division, although they have all the appearance of the Sweet Briar, still the leaves are nearly scentless.

**AUSTRIAN BRIAR.** (*Rosa lutea.*) This division is easily recognized from the last named by its dark reddish, coppery shoots, black thorns, and scentless leaves; the habit of growth is also more compact, the flowers inclining to copper and yellow.

**ROSA HARRISONII** forms a desirable addition to this division; its flowers are large, and of the deepest golden yellow, and its growth is of luxuriant and pleasing habit.

**ROSA BERBERIFOLIA HARDII.** This Rose is evidently a hybrid

between the *Berberifolia* and *Clinophylla*; its shoots and leaves are excessively fine, small, and delicate; it has certainly a most unrose-like appearance, yet it is a desirable, distinct, and very pretty variety; its flowers are very small and single, of a bright yellow, with a dark coppery spot in the centre, much resembling *Cistus formosus*; it is rather tender, and requires protection through the winter.

PROVINS ROSES. (*Rosa Gallica*.) The Roses comprised in this division have a peculiar tendency to compact, upright growth; the shoots are very luxuriant, and are thickly covered with dense, dark, coarse leaves, yet all retain that formal erect appearance so peculiar to themselves.

Many of the varieties of this beautiful division are well known to produce very large, regular, and exceedingly well shaped flowers, being well adapted for what are termed show Roses, or to be exhibited in single blooms in the manner that Dahlias are now shown. We are also indebted to this class for most of our splendidly spotted and striped Roses, some of which are indeed surpassingly beautiful.

[After the above had been put to press we received the following particulars from Messrs. Lucombe, Pince, and Co.—CONDUCTOR.]

ROSA DEVONIENSIS is a hybrid seedling from the Yellow China Rose, *R. ochroleuca*, but it is not known by what variety it was impregnated.

We cannot do better than refer you to the enclosed circular description for an account of its properties, [as inserted above.—CONDUCTOR.] As regards culture, we may, however, say that we recommend its being planted against a wall, with either an eastern or a western aspect, as the colour will thus be much richer than if exposed to the full influence of the sun upon a direct southern aspect. The soil should be a good sound loam and well decayed dung, in equal proportions, as it requires a rich compost to enable it to develop its very large double flowers to full perfection, being frequently more than five inches in diameter. Nothing can exceed their fragrance, and they are produced very abundantly, and expand without any imperfection. We think it is decidedly the finest Rose ever introduced.

P.S.—One of the greatest excellencies of this lovely Rose is, that notwithstanding the great quantity of petals in every flower, or, as

is technically said, the great quantity of stuff in them, they expand most fully and freely.

*Exeter Nursery, August 16, 1841.*

---

## ARTICLE II.

### ON THE DELIGHTS OF A GARDEN.

BY MR. JOHN SLATER, ALBION-PLACE, LOWER BROUGHTON, MANCHESTER.

#### LETTER I.

“A garden is the purest of human pleasures.”—LORD BACON.

MY DEAR FRIEND,

I CAN assure you that I was much surprised on receiving your letter acquainting me that you had retired from business and were living in the country. This was what I little expected, as your active habits led me to suppose you would never withdraw from business until compelled by old age and infirmities.

In your letter you complain of time hanging heavy on your hands, and are desirous of some recreation which will also serve for exercise and dispel *ennui*. I know of none so agreeable and so well calculated to amuse and employ your time than the cultivation of a few flowers; but knowing your former sentiments upon the subject, I am almost afraid to mention them. In this pursuit you will find every day something to attract your attention, and new beauties spring up on every side calculated to raise your mind from the works of Nature “up to Nature’s God.”

It may be inferred from Adam being placed in a garden that those pursuits were the most suitable for the mind of man, and more calculated to give him the greatest pleasure.

Gardens have also been the principal attractions of the ancients, and we read of them having gardens stocked with the choicest plants and flowers upon the tops of their houses. It also appears from history that the luxury of having them attached to our dwellings took place 260 years before the birth of Christ. During Pliny’s time it formed one of the occupations of females, and it was a common observation in those days when a garden was out of order and not well kept, the mistress was a bad housewife. The Mahommedan faith teaches its followers that the blessings of a future state consist in

dwelling in delightful gardens. The fondness for plants is natural to all men who possess the least sensibility; and however their attention may be engaged by other pursuits, it generally happens that this predilection shows itself during some period of their lives. Nature seems to have designed men for the culture of her works, and to have ordained that we should be born gardeners, since our earliest inclinations lead us to the cultivation of flowers. The infant can no sooner walk than its first employment is to plant a flower in the earth, removing it almost every minute to wherever the sun shines most favourably. I scarcely need remind you of the schoolboy who, to lessen his anxious thoughts of the happy home he has left, cultivates with assiduity his little plot of ground. Even a Napoleon, a Siddons, and a Kemble, on their retirement from the busy scenes of life, devoted their time to this pursuit.

Flowers have also from the earliest ages been the symbols by which young persons have conveyed their sentiments to each other: for instance, a Tulip presented by a male to a female in the east is a symbol that his heart is all on fire, and almost reduced to a coal. A Rose-bud presented is a sign of love to the party, and a full blown Rose that their love is fully matured. The Violet is the emblem of modesty, and the Pansy or Heartsease is considered to convey the sentiment "*think of me.*" The Daisy is the emblem of innocence. The Wall-flower of fidelity in misfortune. I need not adduce anything further in their behalf, but if, on further consideration, you feel disposed to renew the delights of childhood, I shall feel pleasure in giving you my advice and directions to aid and guide you in making a judicious selection, and likely to contribute to your enjoyment.

---

### ARTICLE III.

#### OBSERVATIONS ON BLEACHING THE TOM DAVEY PINK.

BY MR. NORMAN, FLORIST, BULL-FIELDS, WOOLWICH.

HAVING had several applications from Pink growers to inform them how to bleach the flowers of Tom Davey Pink, I am induced to forward for insertion in the FLORICULTURAL CABINET the following observations on the mode of treatment I have pursued.

The flower generally blooms of a blush colour well laced, but I

have exhibited it very fine this summer, of a pure white, beautifully laced with purple. To obtain it thus, I adopted the following plan.

I had a flat piece of board nailed to an upright support, high enough to come under the flower; a niche was made in the board just wide enough to admit the stem, and the opening, after the stem was introduced, is closed up with a little moss. The flower being thus fixed, I cover it over with a tumbler-glass in order to keep the air from it. Over this glass I place another to keep the flower from being scalded by the sun.

By the above-described simple means I have bloomed the Pink most beautiful for the last two seasons, and the result very amply repays for the little attention given.

---

#### ARTICLE IV.

A FEW REMARKS ON AN ARTICLE IN THE FEBRUARY NUMBER, 1840, OF THE CABINET, BY MR. TYSO, AND UPON THOSE BY MR. WILLIAM HARRISON, OF FELTON BRIDGE, IN NORTH-UMBERLAND, IN THE AUGUST NUMBER, 1841.

BY MR. JOHN SLATER, FLORIST, ALBION-PLACE, LOWER BROUGHTON, NEAR MANCHESTER.

I HAD purposed some time ago to reply to some articles inserted in your CABINET respecting Tulips, but want of leisure has hitherto prevented me.

I must preface my remarks by observing, that what I write is not in anger, nor intended to hurt the feelings of any one, but my desire is to promote a love of Horticulture, and more particularly a knowledge of the Tulip.

In the first place, Mr. Tyso, like many of the southern florists, does not think much of the taste, or of what the northern florists raise, as if nothing good came out of the north. We are, I admit, behind them in raising of Tulips and Dahlias from seed; and the reason is, the length of time it requires to perfect a blooming bulb of the Tulip from seed, has deterred many from paying attention to it; and another reason is, the humidity of the climate scarcely permits the seed to ripen. In Tulips we are rapidly advancing upon them, and I doubt not in a few years we shall equal, if not surpass, them. It cannot be denied that in Auriculas, Polyanthuses, Pinks, and Car-

nations, we are upon an equal footing with them. I think that any one disposed to view the subject in a calm, dispassionate manner would without hesitation say that we are too fastidious.

Mr. T. ridicules the taste of placing such a Tulip as Duc de Savoie as taking the premier prize at exhibitions; but upon referring to the returns he will find that it is only at village shows where such is the case. It is well known to many that the Lancashire florists are principally weavers and persons in humble life, and from the depression of trade have not the means of purchasing high-priced plants, or roots, and being ardent enthusiasts in the art, only cultivate such as are within their means; consequently, such varieties as are enumerated by Mr. T. get placed No. 1; but if Mr. T. will look at the leading exhibitions, he will perceive in some cases the varieties he mentions do not get a place at all.

A private exhibition took place this year in the neighbourhood of Manchester (to which all were invited and none excluded), at which the principal collections of Lancashire and Cheshire came into competition; and such was the taste and judgment displayed on the occasion, that in a class, twelve in length, the Duc de Savoie, like Paul Pry, just dropped in. Probably it may be interesting to the readers of the CABINET to state a few particulars. The first prize for feathered Bizarres was awarded to an extra fine and large bloom of Surpasse Catafalque, a flower that possesses excellent properties, and free from the stain at the bottom of the cup, which is so much dreaded by the southern gentlemen. The second to Magnum Bonum, *alias* Sir Sidney Smith, Franklin, Washington, Trebisonde, Demetrius, &c. This, as respects form, cannot have much said in its favour, its greatest merits being its fine marking. This also has a good bottom. The third, Royal Sovereign, *alias* Charles X., George IV., Waterloo, Le Conquéran, &c. This must be admitted to be a first-rate flower. The fourth, Polyphemus, a flower universally admired in the south, of whose merits I need not speak. The fifth, Catafalque Supérieure, a flower possessing every property but one, that is, the cup is rather long. I need not go further in this class, as the above will show our taste.

In the Flamed Bizarre class, the first was awarded to Charbonnier Noir, a flower known to possess every requisite for a fine Tulip. The second to Albion, *alias* Lord Fortesque; this flower possesses a fine

form, thick glossy petals, a rich yellow beautifully feathered and flamed with a dark brown, almost black. This variety has not been seen so good as formerly, being now rather unsteady. Third, to Royal Sovereign, already described in the feathered class. The fourth to San Joe, *alias* Abercromby, Captain White, a most beautiful bizarre, its only fault the colouring of the feathering being red; had it been a dark brown it would not have been excelled by any Tulip cultivated. Fifth to Lustre de Beauté: this ranks high on account of its deep and heavy flaming properties, also from its being a steady flower and good marker; the cup and bottom good. Sixth, Polyphemus. Seventh, Castrum Doloris, (query old Dutch Catafalque in a flamed state?)

The feathered Rose class does not possess the qualities of the others, as good ones are very scarce. The first, Heroine, said by some to be the same variety as Triomphe Royale, only in a feathered state. This, I am of opinion, (and I am not alone,) is not the case, the bulb of Heroine being much shorter than the other. This is a first-rate flower, but has certainly one fault, the petals are rather pointed at the top. Second, Queen Boadicea, *alias* Duchess of Newcastle: this is one of the most splendid Roses cultivated, but very unsteady, one year without fault, the next almost a Breeder. Third, Comte de Vergennes: this is also a good marker, and fine white ground colour, form decidedly bad. Fourth, Hero of the Nile, a good marker, a sporting variety, cup long, and bottom creamy. Fifth, Duc de Bronte; the same remarks will also apply to this. The others, La Tendresse, Walworth, Lady Crewe, Globertine, Catiline, Dolittle, and Felicia.

The Flamed Rose class contains some excellent markers, but few in number. First, Rose Unique, *alias* Prince d'Asturias, the best marker of any Tulip cultivated, but has a stained bottom. Second, La Vandikken, also a good marker, cup long, pure bottom. Third, Triomphe Royale. Fourth, Seedling, very fine. Flamed Byblomens. First, Queen Charlotte, good marker, pure bottom, cup rather long. This variety is more highly prized in the north than any other Flamed Byblomen, but I think it is not worthy of the character, as it does not pencil in that beautiful manner which many of the other varieties do. It is very like Transparent Noir, and it is a question if it is not the same. Second, Alexander Magnus, one of the finest ever seen; sometimes it is caught good, but is faulty, having a long



cup. Third, Louis XVI. ; I need not say anything of this. Fourth, Bacchus (*alias*, in the north, Atlas). This is a first-rate Byblomen (for it is generally shown as such here, being of too purply a hue for the Rose class), marks well, and would, if of a darker colour, leave every other flower of this class far behind. Fifth, Violet Wallers, a flower also well known for its good properties. Sixth, Incomparable Premier Noble, a very good stage flower, form, &c. good.

Feathered Byblomens ; first to Baguet : this flower is highly prized as a fine marker, cup rather long, flower thin petalled, creamy white, and its stamens and anthers (which in a fine Tulip ought to be bold) insignificant ; these faults detract much from its other properties. Second, Maître Partout : of this I cannot say much, although sometimes a flower may be caught better shaped than usual, and consequently it gets a place much above its general merits. Third, Archduke Charles, generally supposed to be La Mère Bruin Incomparable in a very fine state. Fourth, Bienfait : this variety needs no recommendation. Sixth, Buckley's Beauty : it ranks high, but rarely to be met with in a first-rate state, there being so many bad breaks of it, but if a good break, will generally remain so. It is supposed to be raised from Bienfait, and partakes much of its character, only its edging is a little darker.

As there were two prizes awarded to Pans of six varieties, one in each class, it may be as well to enumerate them. First Pan, Royal Sovereign, Buckley's Beauty, Heroine, Lustre de Beauté, Rose Unique, and Queen Charlotte. Second Pan, Baguet, Sir Sidney Smith, Polyphemus, Lady Crewe, Rose Unique, and Alexander Magnus. Upon looking over the above statement it will be seen at once what is the taste of the northern florists. I think from what I have seen in the south, if the various collections were gone through, as many tinged bottoms would be found as in the north. The first question asked at the present time respecting a new variety is, has it a good bottom ; and next, what sort of a cup ; if it has not these properties it is not considered worthy of notice. If we may judge from the specimen of Breeders sent from the south, I should at once say, instead of us being a century behind them we are a century in advance. A Breeder may possess all the first-rate properties, but if not free from a stained bottom, it is put amongst those condemned and sold at 2s. 6d. per hundred. There are hundreds sold annually at

that price. It is like attempting to wash the black negro white as to expect that a black or stained bottom will break pure; it is out of the course of nature to expect it; I admit there is a probability, if the filaments are white in a Rose or Byblomen, and yellow in a Bizarre, but even in this case it is very doubtful. In conclusion, Mr. T. passes very great encomiums on Clarke's, Lawrence's, &c. Breeders, we must never have had a fair sample here of them or else the cream has been previously taken away. The principal part that I have ever seen have had (according to my taste) too long cups, others appear to have been raised from Roi de Siam from their creamy bottoms. I do not like creamy flowers, for the chances are against you of getting such bleached out until the flower is overgrown and the petals nearly falling. Mr. T. also, in a note, passes a few remarks upon Dutch Tulips. I think he will admit that, if they have not been the raisers of fine varieties, they have been the first to introduce them to the notice of florists, and taken great care in their propagation, and of course we ought to respect them for it.

And now a word to Mr. William Harrison respecting a passage in one of my articles which he does not understand. I stated that we agreed with the southern florists in all points save one, that was the marking. The meaning is plain: we like in the 1st, a good form; 2ndly, a large flower; 3rdly, a pure bottom; so do they; but in addition, we want the beautiful and regular pencilling round the petal. I would ask any amateur of painting, if a first-rate artist were engaged in a picture, and he had sketched it out in the most beautiful and correct manner, and afterwards put in the grounds which were to give effect to the picture when finished, and he were to see it in that state, certainly he would admire it; but when it was finished, and all those fine and beautiful tints and touches were put in, then would his admiration be increased an hundred fold. So it is with a Tulip; nature has put a little colour here and there without any appearance of regularity as the painter alluded to, and leaves it in an unfinished state; this is exactly the southern taste. The northern florists want nature to take her pencil and beautifully give those fine finishing touches in her best style, and if she does not do so, it is not considered fit for any exhibition.

Mr. Harrison's suggestions as to cataloguing Tulips is very good, but it is a work that will take more than one season to accomplish.

His plan is something similar to one I had purposed to adopt this season, and at the time it should have been done I fell lame and unable to walk, consequently I did not go from home to make those observations which were essentially necessary.

In looking over the list of one hundred varieties which he has given, I find many with names not to be found in any of the English and foreign catalogues in my possession, and I have upwards of thirty. I find also many, if according to name, incorrectly described. Rose Amadis is described as having a pure bottom, good cup, heavy flamed. I do not grow this variety, but, upon referring to a great authority, I find the following description:—A late flower; if a large bulb, will rise sufficiently for a third row; cup rather long, and a little pointed, but is an esteemed feathered and flamed flower. Rose Incomparable, Rose Sublime, Rose la Minto (query Rose Miniature), Rose Vallona, Mary Stuart, Admiral Dura, Rose Cerise and Rose Cerise Triumphant, I cannot find catalogued. Rose Cerise Primo, (query Rose Primo), Rose Camuse de Craix, a flower held in the highest estimation by all, is stated to have a narrow cup, when it has the finest of forms when expanded; and previously its cup appears rather long. This is the case with many varieties which show for a long cup, but making what is termed a good shoulder, shortens the cup considerably. Admiral King's Bargain should be Kingsbergen, stated to be a pure bottom. Upon looking at my remarks in my Tulip book, I find as follows:—"Will do, slightly stained at bottom." Comte de Vergennes, not a good cup. Roi de Cerise, instead of a middling bottom, I should say bad; Dolittle, pure bottom, not so; Prince D'Asturias, pure bottom, not so. Byblomens; Violet Phillida, Belle Incomparable, Violet Favourite Burke, Maria Antoinette, Quaramble, Violet Ambre, Violet Pourpre, Roi de Macedonia, Roi de Violets, Reine de Pays Bas, Hof van Etian, Madame de Pompadour, Belle Impératrice, Maria Stuart, Evergne de Nitris, Violet Perfecta, Noble Blanche, Incomparable Cyrus, Grand Prior, Violet Bellissimo, Urisle, Countess de Murat, Semiramis, Ursina Minor, Sultan Achmet, Incomparable Amazon, Incomparable la Belle Margaretta, Coning Douris Agile Triumphant, not to be found. Alexander the Great same as Alexander Magnus. Diana should be Incomparable Diana.

Bizarres; Perle d'Orient, Grandeur du Monde, Adda Winter Maddox Yellow, not catalogued. Captain White described middling bottom, instead of good bottom.

Having noticed Mr. Harrison's list, allow me to name the following, all good markers. Fl. means flamed; f. feathered; and "both" when the variety comes sometimes feathered and sometimes flamed.

- Roses, good cups and pure bottoms.*  
 Bacchus, fl.  
 Brillante Eclatante, f.  
 Cerise Incomparable, f.  
 ——— Blanche, f.  
 ——— à Belle Forme, fl.  
 Claudianus, f.  
 Clio, fl.  
 Lac, both ways.  
 Ponceau très Blanc, fl.  
 Queen Boadicea, f.  
 Lady Crewe, f.  
 Catilina, fl.  
 Reine de Sicile, f.  
 Pretiosa, f.  
 Rose Camuse de Craix, fl.  
 Rose Bien du Noir, *alias*  
 Rose Camuse, fl.  
 Rose Quarto, both.  
 Rose Guerrier, fl.  
 La Belle Nanette, f.  
 Manon, f.
- Roses, cups rather long, pure bottoms.*  
 Comte de Vergennes, f.  
 Globertine, *alias*  
 Andromache, f.  
 Grand Roi de France, fl.  
 Aglaj, fl.  
 Mason's Matilda, fl.  
 La Vandikken, fl.  
 Perle Brillante, f.  
 Princess Wilhelmina, fl.  
 Rosy Monty, fl.  
 Lord Hill, fl.  
 Moore's Rose, f.  
 Walworth, f.
- Roses, stained bottoms, good cups.*  
 Admiral Kingsbergen, fl.  
 Grand Voleur, fl.  
 Roi de Cerise, fl.  
 Rose Unique, fl.  
 ——— Vesta, fl.  
 Vainqueur, fl.  
 Thalestris, fl.
- Roses, stained bottoms, long cups.*  
 Hero of the Mill, f.  
 Matilda, fl.
- Byblomens, good cups, pure bottoms.*  
 Anacreon, f.  
 Buckley's Beauty, f.  
 Czarine, both.  
 David, both.  
 Duc de Bordeaux, fl.  
 Evêque d'Amboise, fl.
- Grotius, both.  
 Incomparable, f.  
 ——— Daphne, f.  
 ——— Bienfait, f.  
 ——— Premier Noble, fl.  
 Jeffries' Royal George, f.  
 Lawrence's Friend, fl.  
 Lord John Russell, fl.  
 Lillard Violet, f.  
 Louis XVI., both.  
 Professor, f.  
 Queen of Beauties, both.  
 Reine de Sheba, fl.  
 Roi de Siam, fl.  
 Reine du Monde, f.  
 Roscius, f.  
 Superbe en Noir, fl.  
 Violet Brun, fl.  
 ——— Quarto, *alias*  
 Alexander, f.
- Byblomens, cups rather long, pure bottoms.*  
 Adeliza, fl.  
 Cupido, fl.  
 Black Baguet, f.  
 Lancashire Hero, f.  
 Goldham's Earl of Liverpool, f.  
 Impératrice de Maroc, fl.  
 Passe Grand Turc, f.  
 Queen Charlotte, fl.  
 La Victorieuse, fl.  
 La Belle Chinoise, fl.  
 Olympia, fl.  
 Prince Elic, fl.  
 Violet Wallers, fl.
- Byblomens, stained bottoms, and good cup.*  
 Impératrice de Romaine, fl.  
 Sable Rex, fl.  
 La Mère Bruin Incomparable, fl.
- Byblomens, stained bottom, cups rather long.*  
 Victoria Regina, fl.  
 Queen Caroline, fl.  
 Reine d'Egypte, f.  
 La Belle Varenne, fl.
- Bizarres, good cups and pure bottoms.*  
 Albion, fl.  
 Aristippus, fl.  
 Bougainville, fl.  
 Coggeshall Hero, f.  
 Cato, both.  
 Strong's King, fl.  
 Surpasse Catafalque, f.  
 Old Dutch Catafalque, t.

Carlass, f.  
 Castrum Doloris, fl.  
 Charbonnier, fl.  
 Charles the Tenth, f.  
 Platoff, f.  
 Ivanhoe, fl.  
 Leonatus Posthumus, fl  
 Lord Milton, fl.  
 Lustre, fl.  
 Polyphemus, fl.  
 Pompe Funèbre, fl.  
 Optimus, f.  
 Shakspeare, *alias*  
 Garrick, fl.  
 San Joe, both.

*Bizarres, long cups, stained bottoms.*  
 Bennett's Bizare, fl.  
 Black Knight, fl.  
 Emperor Charles, f.  
 Invincible, f.  
 Osiris, fl.  
 Sir Thomas, fl.  
 Sans Rival, fl.  
 Wolstenholme's Bizarre, fl.

*Bizarres, long cups, pure bottoms.*  
 Catafalque Supérieure, f.  
 Surpasse Caledonian Hero, f.  
 Waterloo, f.

---

## ARTICLE V.

### REMARKS ON ANSWERS TO QUERIES.

BY J. A., HARRABY, NEAR CARLISLE.

I OFTEN see very important queries in your CABINET, and I am sorry to say that many such queries are never answered. Now I do not know anything more disheartening to a new beginner than to find his requests for information on practical points unattended to. Books are all well enough in their way; but there are many little items of horticultural knowledge which he that practises can alone give satisfactory information about. My practice has not been great enough hitherto for me to answer, with confidence, any of your correspondents' queries, else I have had sufficient inclination to do so. Could you not find time to give your answers to all queries that your correspondents did not attempt to answer before you went to press? If you did so, you would make your CABINET the most useful, because the most practical, horticultural journal ever published. At the same time, it would be still better if your readers would, as far as they could, make a point of answering such queries; for there are many little things which you might not have met with in your nursery experience, but which a person cultivating only a few plants might know well enough; for instance, in your last number, a correspondent states that the flowers of his *Lechenaultia Formosa* drop off, and he asks for information as to its treatment. Now I dare say you never found the flowers of the *Lechenaultia* to drop off; on the contrary, it will flower all the year with you, as it does with me; but if it be removed from a greenhouse in an airy situation to a room in a smoky town, the chances are that the flowers will drop off very soon after its removal, and its branches begin to wither and die. Your

correspondent does not state whether he had his plant in a room or in a greenhouse, nor whether he lives in town or country; but if, as I suppose, the former be the case, he need not be at all surprised at his flowers dropping off. There are many plants that will not flourish in a room in a town, which are bought for that purpose because they are pretty; but if all nurserymen were honourable enough to say to a customer, "This plant will not answer in a room in the town, but that will," we should see better shows of flowers in town windows than we sometimes now do.

Again, another correspondent asks if you would recommend him to heat a greenhouse with a stove. Now this is a subject on which we amateurs should help each other; for your experience will only be too great for us; that is, you heat upon too large a scale for us, and may probably smile at the mention of a Chunk stove for a greenhouse; but I that have tried one can state a few facts which may be of use in guiding your correspondent in his selection; for, if a stove would do for his house, it would be a pity he should be at the expense of a larger apparatus. If he intends to cultivate the vine, I would recommend him to have a hot-water apparatus at once; but if he only has plants in his house, as I have, and it is not very large, I think he will find a Chunk or Vesta stove sufficient for his purpose. I used one of the former last winter, and though it did not burn so long as was stated in the prospectus (*viz.* for 24 hours), yet it burned for 16 or 17 hours, without any attention whatever on my part, and cost about  $1\frac{1}{2}d.$  for coke for that time. Thus, if I lighted it at 6 or 7 o'clock in the evening, I had no further care about it till next morning; which, to one that attends to these things himself, as I do, is a very great comfort. There is one thing to be said about stoves, however: when they do go out, or are put out, the atmosphere becomes cool very rapidly, because there is no great body to retain the heat, as in brick flues or hot-water pipes. They require care, therefore, on a frosty day, when you have to re-light them in the morning. I did not find it necessary to put any water in a basin on the stove.

As to liquid manure,—make a hole at one corner of your dung-heap, put an old cask in it, and make channels about the heap in that direction, and you will have plenty of liquid manure.

I am trying the effect of a solution of nitrate of soda on Pelargoniums, Dahlias, and Roses.

Harraby, May 7, 1841.

## PART II.

## LIST OF NEW AND RARE PLANTS.

**BERBERIS CORIARIA.**—The Tanner's Barberry. (Bot. Reg. 46.) Berberaceæ. Hexandria Monogynia. Another of the pretty Nepal Barberries, all of which are very neat and ornamental hardy shrubs. The present species is a robust evergreen, with lanceolate leaves, in clusters of six or eight, about an inch long. The flowers are yellow, and produced in racemes, about two inches long. The berries are of a deep red colour.

**BIGNONIA SPECIOSA.**—Showy-flowered. (Bot. Mag. 3888.) Bignoniaceæ. Didynamia Angiospermia. Discovered by Mr. Tweedie, at Buenos Ayres, and has bloomed in the garden of the Caledonian Horticultural Society, in the plant-stove, last April and May. The stem is woody, grows long, rather straggling. The leaves are of a bright green, each about three inches long. The flowers, large and handsome, erect, and terminal, it appears are generally produced in pairs. The tube of each flower is about three inches, and two across the mouth or limb. The tubular part is yellowish on the outside, of a brighter yellow within, streaked and veined with lilac. It is a very ornamental addition to the hothouse climbing plants.

**CHOROZEMA SPECTABILE.**—Showy. (Bot. Reg. 45.) Leguminosæ. Decandria Monogynia. A greenhouse twining plant, a native of Swan River. The leaves are oblong-lanceolate, about two inches long. The flowers are produced in long drooping racemes, of a deep orange colour, tinged near the centre with deep red. It blooms abundantly in the winter. The plant is of easy cultivation, growing freely in a compost of leaf soil and peat, with the addition of a little loam and sand. It produces seeds abundantly, and is readily increased either by seed, or cuttings inserted in silver sand. It has bloomed in the select collection of R. Mangles, Esq., and in that of the London Horticultural Society.

**CONVOLVULUS SCOPARIUS.**—Canary Rosewood. (Bot. Reg. 43.) Convolvulaceæ. Pentandria Digynia. From the Canary Islands, and has bloomed with Mr. Young, nurseryman, Milford, near Godalming. It is an erect, branching, half-shrubby plant, requiring to be kept in the greenhouse in winter, and then rather dry and dormant. The flowers are produced numerously; each about half an inch across, white, with a tinge of pink at the under side.

**ONCIDIUM MONOCERAS.**—One-horned. (Bot. Mag. 3890.) Orchidææ. Gynandria Monandria. From Rio Janeiro, and has bloomed in the Woburn collection. The flowers are produced very profusely in a branching panicle. Each flower is about three-quarters of an inch across. Petals yellow, blotched with rust-colour. Lip yellow, blotched with red in the disk. Column green.

**OXALIS FRUTICOSA.**—The Shrubby Wood Sorrel. (Bot. Reg. 41.) Oxalidaceæ. Decandria Pentagynia. Found in the woods of Brazil. It requires to be grown in a temperature somewhat higher than a greenhouse, usually grown in a moist stove. It has bloomed in the collection at Syon Gardens. The plant is what is termed half-shrubby, branching. The leaves are broadly lanceolate, somewhat like a short leaf of the common Spurge Laurel. The flowers are produced rather densely, among the foliage, towards the ends of the shoots. Each flower is a little more than a quarter of an inch across, yellow; the calyx is red.

**PERNETTIA ANGUSTIFOLIA.**—Narrow-leaved. (Bot. Mag. 3889.) Ericinææ. Decandria Monogynia. A native of Valdivia, shrubby, branching. Leaves narrow, lanceolate. The flowers are drooping, something like those of an Arbutus, white, each about a quarter of an inch across: they are produced singly from the axils of the leaves, at the ends of the shoots rather numerously.

**PHYSIANTHUS AURICOMUS.**—Golden-haired. (Bot. Mag. 3891.) Asclepidææ. Pentandria Digynia. A native of Ceara in Brazil. It has bloomed in the garden of — Blackburn, Esq., Hales, near Liverpool, in the hot-house, and is a rapid climber, extending the entire length of the house, and covered with

blossom. The leaves are about four inches long, and nearly three broad. The tubular part of the flower is about an inch long, and the limb an inch and a half across, somewhat funnel shaped, white. It requires to be grown in the open border in the plant stove, not doing well if confined in a pot.

*SALVIA TUBIFERA*.—Tube-flowered. (Bot. Reg. 44.) Labiata. Diandria Monogynia. A native of Mexico, sent from thence by Mr. Hartweg to the London Horticultural Society. It forms a branching bushy plant, growing about a yard high. The flowers are produced in profusion, in racemes about six inches long, of a rosy-crimson colour. Each blossom is about an inch long, in form closely resembling those of a *Gardoquia multiflora*, and produced as numerous. It is a very desirable plant for ornamenting the greenhouse in autumn and winter months. It propagates freely by cuttings.

*TULIPA TRICOLOR*.—Three coloured. (Bot. Mag. 3887.) Liliaceæ. Hexandria Monogynia. A native of dry stony places on the sides of the Altai mountains. It has bloomed for several years in the collection of David Falconer, Esq., Carlisle, North Britain. Flowers greenish on the outside, white within, and yellow at the base. The flower is spreading, nearly flat, about four inches across.

PLANTS NOTICED BUT NOT FIGURED IN THE BOTANICAL REGISTER.

*SCHOMBURGKIA TIBICINUS*. Flowers two inches and a half across, deep pink, speckled with white outside, rich chocolate red within. Lip white in the middle, deep rose at the sides.

*EPIDENDRUM PHŒNICEUM*.—From Cuba. Bloomed with Messrs. Loddiges, producing a panicle three feet high. Sepals and petals a deep purple, mottled with green specks. Lip an inch and a half long, of the clear bright violet of *Cattleya labiata*, with similar deep crimson veins and stains in the middle.

*ERIA CONVALLARIOIDES*.—Bloomed with Messrs. Loddiges. Flowers small, whitish.

*EPIDENDRUM RANIFERUM*.—In the way of *E. nutans*. From Mexico. Flowers greenish, spotted with brown.

*EPIDENDRUM RADIATUM*.—In the way of *E. fragrans*. Bloomed with Messrs. Loddiges. Flowers pale pea green; lip striated with deeper rays of purple. It is a very interesting species.

*POGONIA PLICATA*.—A terrestrial orchidaceous plant from the Mauritius. It has flowered in the Syon Gardens. The blossoms are of a dull olive green, with a pale lilac labellum.

*PHACELIA FIMBRIATA*.—A native of North America, and is of straggling habit, like *Nemophila atomaria*, but prettier. A curious glandular fringe borders the corolla, which when first expanding is of a lilac colour, but changes to white. It is a pretty flowering hardy annual, and an interesting addition for the flower garden.

*ARGYREIA FESTIVA*.—From India to the Syon House gardens, where it has bloomed in the plant stove. The plant is a shrubby climber. The flowers are pure white, small.

*EPIDENDRUM PTEROCARPUM*.—From Mexico, and has lately bloomed with George Barker, Esq., Springfield. It has a long raceme of pinkish-yellow flowers, with the lip streaked with crimson.

*EPIDENDRUM ARTICULATUM*.—Also bloomed with Mr. Barker.

*LINDENIA RIVALIS*.—Found near Vera Paz by Mr. Hartweg. Of the natural order Rubiaceæ, and section Rondeletiarum. The flower is long and tubular formed, with a five parted limb, and are produced in terminal corymbose heads.

*GODEYIA ALBESCENS*.—A new hardy annual sent from Columbia. It is related in habit to *G. viminea*. It forms a close cluster of short branches, which weigh down the stem. The flowers are a pale lilac without any spot.



**GOETIA GRANDIFLORA.**—A new hardy annual from Columbia. The flowers are larger than those of *G. Lindleyana*, but they want the red blotches. It approaches nearly to *G. rosea-alba*. Both these new *Godetias* have bloomed in Short Gardens, Chiswick.

**RIGIDELIA IMMACULATA.**—A native of Guatemala, and is a curious bulbous plant. The flowers are yellow and red, reflexed.

**TIGRIDIA VIOLACEA.**—The flowers are of a rich purple-blue. It is a native of Mexico, and requires the same treatment as *Tigridia Pavonia*.

**OLINIA ACUMINATA.**—From the Cape of Good Hope. A shrubby plant. Flowers pale green, succeeded by dull red berries.

**OLINIA CYMOsa.**—From the Cape of Good Hope. A shrubby plant, producing small axillary clusters of whitish flowers. Fruit reddish-green.

**PROTEA LONGIFLORA.**—A Cape greenhouse shrub.

**HIGGINsIA MEXICANA.**—From Mexico. A greenhouse shrub, producing cymes of axillary yellow flowers. It belongs to the natural order Cinchonaceæ.

**SCUTELLARIA SPLENDENS.**—A native of Mexico. It is a fine plant, with cordate rugose leaves, producing numerous terminal racemes of tubular slender scarlet flowers an inch long. It is a perennial plant, requiring a greenhouse protection in winter. It will be a valuable acquisition. It has bloomed in the Berlin Botanic Garden, growing half a yard high.

**BÆCKEA CAMPHOROSMA.**—A native of the Swan River. It is a greenhouse shrub, with heath like foliage collected in clusters, and cup shaped like pink flowers.

**MAXILLARIA BARBATA.**—Flowers produced in a raceme, yellow, the labellum having a dark purple spot.

**MAXILLARIA PURPURASCENS.**—Scape rises about six inches, bearing a solitary flower, internally yellow, externally purple.

**EPIDENDRUM TRIPUNCTATUM.**—It has long grassy foliage. The flowers are produced in a scape, two in each. Sepals and petals of a dull yellow-green. The column is deep purple, with three lobes, each of which is tipped with one pale orange coloured spot. It is grown in the collection of R. Harrison, Esq., Aighburgh, near Liverpool.

---

## PART III.

### MISCELLANEOUS INTELLIGENCE.

#### QUERIES.

**CARNATIONS, PINKS, AND PICOTEES.**—I should feel greatly obliged if you, or some of your correspondents, would, through the medium of your valuable periodical, instruct me on the undermentioned queries relating to the culture of these beautiful flowers.

1. The best time, situation, and soil for sowing, slipping, or laying, cultivating, and flowering?

2. If flowered, in pots, what drainage and water are necessary, and the best sized pots?

3. Of twelve sorts (four of each kind), which the most preferable, with particulars of their colours, and where I should be likely to get healthy plants?

4. Having raised a good many from seed, how to ascertain whether or not they are new varieties?

A YOUNG BEGINNER, BUT AN OLD SUBSCRIBER.

Haverfordwest, July 21, 1841.

P.S.—I should feel further obliged, by being recommended the best work on the subject.

**ON DUTCH BULBS.**—You would much oblige a constant reader of the *CABINET*, if you would be kind enough to insert in one of your early Numbers, previous to the ensuing season for purchasing bulbs, the address of some distinguished Haarlem florist, to whom an amateur might apply directly for a collection of genuine Dutch Tulips. Also if you would give the addresses of one or two English florists, to whom application might be made for Tulips of English growth, in contradistinction to those of Dutch origin; so that any person who was so disposed, might make separate collections of each kind, and form a comparison of their respective merits, as some of your professional correspondents of late unhesitatingly pronounce those of British raising to be superior to their foreign rivals.

A. Z.

**ON A HOT WATER APPARATUS.**—Will you do me the favour to acquaint me with the name and direction of the maker of the hot water apparatus for a pit, of which full particulars were given in the 5th volume of the *CABINET*, under the signature of "C. C. B."?

I am desirous of having something of the kind made, and wish to employ a person who has some knowledge of its form, &c. Should you not be able to give me the desired information, if you will please insert this letter in your next Number of the *CABINET*, C. C. B. may do me the kindness to answer it.—K. G.

**ON A DESCRIPTIVE LIST OF GERANIUMS.**—You, or some correspondent, would much oblige me by a list of modern Geraniums, arranged in something the following way, say twelve of each:—

The most fragrant (a most important and much neglected quality).

The whitest.

The deepest coloured.

The strongest blots.

The most veined in the blossom.

The boldest flowering.

The longest flowering.

The earliest.

The latest.

Those peculiar for anything (such as unique).

The number of magnificent varieties is now so great, that some arrangement of them, according to colour and quality, seems necessary to enable people to suit themselves: selection among so many perfect and beautiful flowers is now almost impossible. If you have only to go into Covent Garden market, you become bewildered. What can be expected when you go to Mr. Catleugh's, Mr. Gaines', Mr. Groom's, &c., and twenty other excellent establishments? X. Y.

[We hope some of our Geranium growing friends will give our correspondent a list of the description required.—CONDUCTOR.]

**ON DESTROYING THE BROWN GRUB.**—If you or any of your intelligent correspondents could tell me in what way to prevent the ravages of the Brown Grub; an insect which buries itself under ground, and has destroyed many of my most valued heartease plants by eating their roots asunder, you would confer a great obligation on me. Can the object be effected by using any particular ingredient in the compost?

Goudhurst, July 1, 1841.

A CONSTANT READER.

**ON SIZES OF POTS.**—I would feel much obliged if some correspondent would be so kind as to give a list of the size of Pots in inches, as I feel it great loss when reading, say of small sixties, thirty-twos, &c., in not knowing the size to which reference is made.

W. G. B.

**ON A DEFECT IN FLOWERS OF THE PELARGONIUM.**—Notwithstanding the very satisfactory papers that have appeared in some late Numbers of the *CABINET* on

the culture of Pelargoniums, I find one circumstance alike unnoticed in them, and every other floricultural notice that has come under my observation.

What I allude to is a sort of tarnish, or loss of lustre on the petals (chiefly the upper), presenting an appearance as a butterfly's wing when rubbed, whether owing to disease or accident I cannot say. Flowers having a rich ground colour, and considerable portion of the upper petal not covered by the eye, are most liable to it. Many of the flowers also have the coloured surface quite stripped from the edge of the petals (also chiefly the upper), leaving a blotted white membranous margin. I have noticed these disfigurements in several collections, some in houses where heat was applied; others where there was no artificial heat whatsoever; in some, vines were grown; in others not; and in all, compost were of different textures. I have made many inquiries as yet without any satisfactory result, and I am at present trying some experiments of blowing them in shade, &c.; but, as far as I can at present form an opinion, without any beneficial effect. Some kinds do not seem liable to this, though very like in general appearance to others that are; for instance, the Gem is scarcely ever free from the defect; Viola never suffers; white and bluish grounds are but little if at all affected. Should you or any of your experienced readers or correspondents be able to point out a remedy, or assign the cause, it would be of great importance to the florists of this neighbourhood.

I send a petal affected in each of the modes described; should they carry well, they may explain my meaning better than words.

Clonmel, July 2.

AN ORIGINAL SUBSCRIBER.

### REMARKS.

#### NOTICES OF NEW PLANTS.

**NEW HYBRID FUCHSIAS.**—During the last ten years attention has been paid to obtain improved varieties of the very interesting, ornamental, and beautiful tribe of Fuchsias. Previous to the introduction of *F. fulgens* into this country, Mr. Thompson, gardener to Lady Gambier, of Iver House, had been the most successful in obtaining fine varieties, by cross impregnation of the Globe, flowered with other different formed kinds. Since the introduction, however, of *F. fulgens*, a new race of floral beauties has appeared, by impregnation of the previous kinds by it. The first that came under our notice, and of which we gave a figure, was *F. Chandlerii*; we were struck with its singular beauty when we first saw it, and the oftener we have seen it in bloom the better we esteem it. We recently saw a plant about three feet high, with numerous lateral branches, each branch having sixty or more flowers, the plant being, literally, *abundantly laden*. The plant deserves every attention to extend its size and train it so as best to exhibit its lovely blossoms to view. It deserves a place in every greenhouse, conservatory, flower-garden, or dwelling-house window. At the Surrey Zoological Gardens exhibition, on June 16th, we saw a plant of *F. Standishii* that had been trained up to a single stem seven feet high, and had lateral branches near its entire length in most profuse bloom, and had a very striking appearance, amply repaying for the attention given it. The following splendid new kinds are the best that came under our notice, and are deserving a situation wherever practicable.

*F. multiflora*.—Flowers, both sepals and petals, of a deep fulgent red. They are produced in terminal racemes of about five inches long, and about twenty flowers in each. The plant was about a yard high, and was a very striking object of beauty.

*F. Buistii*, a very distinct flower. The sepals are of a rosy-carmine colour, remarkably reflexed, showing the pretty violet corolla to great advantage. It is a most profuse bloomer, and highly merits a place wherever it can be introduced.

*F. formosa elegans*.—The sepals are of a fine bright red, and the ends recurving much; exhibits the deep rich violet petals striped with crimson to full view. The plant was a yard high, erect, having numerous stiff lateral branches, most profusely laden with the beautiful flowers.

*F. pendula terminalis*.—Sepals deep red, petals purple, tinged with carmine. The flowers are produced numerously.

*F. floribunda*.—Sepals of bright crimson-red, petals of a violet-red. Produced numerously.

*F. eximium*.—Sepals of a crimson red, petals of a similar colour. The flowers are in the form of, but larger, *F. globosa major*. They are produced in terminal clusters of twenty or upwards in each, displaying a profusion of bloom.

*F. grandiflora maxima*.—Sepals purplish red. Corolla nearly the same colour.

*F. gracilis superba*.—The form of the flower is similar to the old kind, but they are much larger and of a finer colour.

*F.*—A Seedling of Mr. Standish's was exhibited at Chiswick; the flower near the form and size of *F. Standishii*. The sepals and petals are of a carmine red.

*F. cordifolia*.—The plant is of robust habit, leaves of a deep green, about half size of *F. fulgens*; the stems are red. It makes a very compact bush. The flowers are a little more than half the size of *F. fulgens*. Three parts of the length of the tubular part of the flower is of a reddish buff colour; the other part, and the divisions of the sepals, green. The petals are green too. The contrast of the stems and leaves, and the reddish buff with the green of the flowers, give the plant a very unique and highly interesting appearance.

The following ten kinds are a selection of Mr. Smith's, and are decidedly superior to all other hybrid productions we have seen:—

*F. mirabilis* (Smith's). Sepals, outside crimson, inside rosy crimson, tipped with green; recurved. Petals violet-red, very large, and exposed to view. Plant of vigorous habit, and free bloomer.

*F. insignis* (Smith's).—Sepals fine carmine, recurved. Petals rosy-violet, very large and visible. A very profuse bloomer.

*F. magnifica* (Smith's).—Sepals bright lucid carmine, reflexed. Petals bright rosy-crimson, exposed to view, and profuse bloomer.

*F. grandis* (Smith's).—Sepals crimson, having five long divisions. Petals rosy, violet, nearly an inch long, very visible. A free bloomer.

*F. invincible* (Smith's).—Sepals bright carmine, tipped with green. Petals bright violet-red. A free bloomer.

*F. arborea* (Smith's).—Sepals. tubular portion rose, divisions yellow and green, reflexed. Petals bright red. A very profuse bloomer.

*F. Dalstonia* (Smith's).—Sepals, tube rosy buff; terminal divisions yellow and green. Petals fine rosy-carmine. A free bloomer.

*F. conspicua* (Smith's). Sepals, bright lucid carmine outside, and rosy carmine inside. Petals fine rosy-crimson. A free bloomer.

*F. carnea* (Smith's). Sepals bright rosy carmine, with greenish yellow terminal divisions. Petals bright carmine. A most profuse bloomer.

*F. blanda* (Smith's). Sepals pale rosy-flesh, tipp'd with green. Petals bright carmine. A profuse bloomer.

The habit of the above ten kinds is vigorous, growing rapidly and blooming abundantly. They were all the production of kinds impregnated with the fine deep-coloured *F. fulgens grandiflora*, which circumstance no doubt has given them such superiority in colours.

*F. prostrata* (Scholefield's).—The habit of this plant is perfectly prostrate, hanging all round the pot like a *Disandra prostrata*. It is a free bloomer. Sepals bright pink, reflexed. Petals a very deep violet. It is a very distinct, interesting and handsome variety, well deserving cultivation.

*F. rosea-alba*.—Sepals white, tinged with pale rose. Petals of the same colour. A very singularly distinct kind.

(To be continued.)

**SALVIA PATENS HARDY.**—It may not be generally known among your numerous readers that *Salvia patens* is quite hardy, and may be cultivated with perfect success in the flower-garden with other herbaceous plants. I turned some plants out for experiment last year in the borders here—where we are rather damp than otherwise—with no other preparation than sufficient drainage, and my success is complete, as the severity of last winter proves. The plants are much stronger than those kept in-doors, and much improved in habit, the shoots being double the strength of the other, short jointed, and altogether very superior in character to greenhouse culture.

**A LIST OF THE SUPERB SPECIMENS OF PINKS EXHIBITED BY MESSRS. NORMAN AND SON.**

At your request I have sent the different Lists of the Thirty blooms of Pinks, exhibited by me at the following Shows. The prize was for the best collection. They were placed on the stand in five rows, with six in each row.

SHOWN AT THE LONDON HORTICULTURAL SOCIETY SHOW AT CHISWICK.

Dark rose-leaf, Willmore's Queen Victoria.	Purple, fine, Cousin's Little Wonder.
Red rose-leaf, Norman's Henry Creed.	Red, Holmes's Coronation.
Dark rose-leaf, Ibbett's Triumphant.	Dark rose-leaf, Colis's Majestic.
Red rose-leaf, Hodge's Gem.	Red, Bragg's Duchess of Cornwall.
Purple rose-leaf, Wallis's Unique.	Dark rose-leaf, Norman's Defiance.
Red rose-leaf, Unsworth's Omega.	Red rose-leaf, White's Warden.
Black rose-leaf, Aker's Lord Brougham.	Purple rose-leaf, Coppin's Duke of Bedford.
Red rose-leaf, Church's Rowenia.	Red rose-leaf, Norman's Henry Creed.
Dark, Agate's Eliza.	Dark, Willmore's Queen Victoria.
Red rose-leaf, Creed's President.	Red rose-leaf, Church's Rowenia.
Dark rose-leaf, Prior's Miss Blackstone.	Black, Aker's Lord Brougham.
Purple, fine, Cousin's Little Wonder.	Red, Unsworth's Omega.
Black rose-leaf, Norman's Duke of Wellington.	Dark, Prior's Queen Victoria.
Red, Kelson's Emma.	Red, Cousin's Beauty of Kent.
	Dark rose-leaf, Randle's Beauty of Charlton.
	Red rose-leaf, Pinder's Lady Hallowell.

SHOWN AT THE ROYAL SOUTH LONDON SOCIETY.

Robinson's Blackheath Hero, dark.	Hogg's Alpha, red rose-leaf.
Norman's Henry Creed, red-lace rose-leaf.	Cousin's Little Wonder, purple, fine.
Weeden's Queen Victoria, dark rose-leaf.	Stevens's Sir George Cook, dark.
Unsworth's Omega, red rose-leaf.	Church's Rowenia, red rose-leaf.
Norman's Duke of Wellington, black rose-leaf.	Aker's Lord Brougham, black rose-leaf.
	Creed's President, red rose-leaf.
	Wallis's Unique, purple rose-leaf.

SHOWN AT THE SOUTH ESSEX SOCIETY.

Norman's Henry Creed, red rose-leaf.	Hogg's Alpha, red rose-leaf.
Willmore's Tom Davey, purple rose-leaf.	Creed's President, red rose-leaf.
Unsworth's Omega, red rose-leaf.	Ibbett's Captain Dundas, purple rose-leaf.
Norman's Duke of Wellington, black rose-leaf.	Hughes's Conqueror, red rose-leaf.
Wood's Superb, blush rose-leaf; bleached the same as Tom Davey.	Willmore's Duchess of Kent, rosy purple rose-leaf.
Jelf's Ne plus Ultra, purple rose-leaf.	Smith's Dr. Coke, red rose-leaf.
Woolwich.	

NATH. NORMAN.

ON A LIST OF CARNATIONS, A DAHLIA BOX, &c.—Being a young florist, and a subscriber to your CABINET from its commencement, and wishing to communicate with your correspondent, who has given a very useful list of Carnations, &c., in your June Number of the present year, and who signs his name "HANNIBAL," I should be much obliged if he, or you, would favour me with his real name and address. [We do not know them, but hope our correspondent HANNIBAL will favour us with them at an early opportunity, that we may transmit the same to the gentleman who above solicits the favour.—CONDUCTOR.]

I am glad to find that you have given lists of the names of the best plants, flowers, &c., at different exhibitions; and if to this is added the name and residence of the grower, or person from whom the sorts may be had, so much the better; as such information, with the best mode of cultivation and general history of the plants, is what we most want in the country.

In your June Number I also see a query on a Dahlia Box, signed B. J. C. Being a member of the Horticultural Society at Shrewsbury, I have the opportunity

of seeing several different show-boxes; and there is one sort which I could particularly recommend as perfect in every respect, for either Dahlias, Pinks, or Carnations, &c. One could be made to hold any number of blooms that may be desired. It is rather a difficult matter to describe it so as to be clearly understood; but if your correspondent likes to send me a glass, or stone bottle, of the size and sort used for exhibiting blooms in his neighbourhood, I would get him a good box made at a reasonable expense, and send it to him by coach or van, or otherwise as he may direct. We show in stone bottles, which cost about 1*l.* each, and are less liable to break, and carry steadier than those made of glass.

Shrewsbury, July, 1841.

G. H.

P.S.—If B. J. C. lives at a great distance, so as to make it expensive to send a full-sized show-box, I could send him a very small model of one gratis, he paying for the carriage of it.

[We have the address of our correspondent, if B. J. C. will write to us for it.—CONDUCTOR.]

### FLORICULTURAL CALENDAR FOR SEPTEMBER.

Annual flower seeds, as Clarkia, Collinsia, Schizanthuses, Ten-Week Stocks, &c., now sown in pots and kept in a cool frame or greenhouse during winter, will be suitable for planting out in open borders next April. Such plants bloom early and fine, and their flowering season is generally closing when Spring-sown plants are coming into bloom.

Carnation layers, if struck root, should immediately be potted off.

China Rose cuttings now strike very freely; buds may still be put in successfully.

Mignonette may now be sown in pots, to bloom in winter.

Pelargoniums, cuttings of, may now be put off; plants from such will bloom in May.

Pinks, pipings of, if struck, may be taken off and planted in the situations intended for blooming in next season.

Plants of Herbaceous Calceolarias should now be divided, taking off offsets and planting them in small pots.

Verbenas of kinds and runners of them should now be taken off, planting them in small pots, and placing them in a shady situation. It should be attended to as early in the month as convenient, in order to be well established before winter.

Plants of Chinese Chrysanthemums should be repotted if necessary; for if done later the blossoms will be small. Use the richest soil.

When Petunias, Heliotropiums, Salvias, Pelargoniums (Geraniums), &c. have been grown in open borders, and it is desirable to have bushy plants for the same purpose the next year, it is now the proper time to take off slips, and insert a number in a pot; afterwards place them in a hot-bed frame, or other situation having the command of heat. When struck root, they may be placed in a greenhouse or cool frame to preserve them from frost during winter. When divided, and planted out the ensuing May in open borders of rich soil, the plants will be stocky, and bloom profusely.

Tigridia pavonia roots may generally be taken up about the end of the month.

Greenhouse plants will generally require to be taken in by the end of the month. If allowed to remain out much longer, the foliage will often turn brown from the effects of cold air, &c.

Plants of Pentstemons should be divided by taking off offsets, or increased by striking slips. They should be struck in heat.

PANSIES.—The tops and slips of Pansies should now be cut off, and be inserted under a hand-glass, or where they can be shaded a little. They will root very freely, and be good plants for next season if done early.

If Pelargoniums have not been headed down they should immediately be done, so the shoots may push a little before repotting for winter. Such plants as have been headed down, and now have pushed shoots two inches long, should now be repotted.





1. *Stachys Lomanii*. 2. *Lechmaullia lobata*. 3. *Brachypome iberifolia*.



THE  
FLORICULTURAL CABINET,

OCTOBER 1st, 1841.

---

PART I.

EMBELLISHMENTS.

---

ARTICLE I.

STACHYS DOWNESII.

LABIATÆ. DIDYNAMIA ANGIOSPERMIA.

THIS very handsome species was raised in the garden of Thomas Downes, Esq., Marwood Hill, near Barnstable, in Devonshire. By the kindness and liberality of that gentleman we were favoured a year back with a plant of it. At that time it had been stated that a new species then coming out, viz. *S. speciosa*, was the same as *S. Downesii*, we therefore procured a plant of the former, and this season have bloomed both kinds, and find them very distinct, *S. Downesii* being so very superior to the other; the habit of the plant being much neater, and vastly superior in profusion of its charming spikes of flowers. The colour, too, is very striking when in contrast, *S. Downesii* being a beautiful carmine. Whether the plant be grown in the conservatory, greenhouse, or open border, during summer, it is alike an object of attraction. It is a very desirable plant to grow in masses in unison with *Salvias*, *Lobelias*, &c. It is of easy culture, and propagates very freely by cuttings. It grows from two to eight feet high, branching numerously, and each terminating with a long spike of flowers.

*LECHENAULTIA BILOBA*.—Goodeniaceæ. Pentandria Monogynia. During the past summer disputation as to the existence of a blue flowered *Lechenaultia* has been ended, several specimens having been exhibited at the Chiswick and other exhibitions, and plants of it being now in most of the principal nursery establishments. It flowered first in this country in the nursery of Messrs. Veitch and Son of Exeter. The plants we saw bloomed freely, and appeared to be of a

more vigorous habit than the older kinds of *Lechenaultia*. The plant deserves a place in every collection of greenhouse plants. The soil in which *Lechenaultias* flourish is a turfy sandy peat, not sifted, but chopped and rubbed some little finer by the hand. About one quarter of the soil should consist of white sand; if not naturally so, it must be added. In potting, a free drainage must be given of potsherds and rough turfy peat, and the roots must be kept near the surface of the soil. In all subsequent pottings, the ball of roots must be placed so as to form a mound in the middle of the pot, so that the roots will not be liable to saturation; this is an essential requisite in cultivating them successfully. In watering the plant, it should never be poured near the stem, but around the inside of the pot, and not of a less temperature than the situation it is grown in. The plant delights in being kept near the glass, and shaded from hot sun. The tender fibrous roots which extend to the side of the pot are liable to injury by the heat of the pot; to prevent this, the plant should be placed in another of larger dimensions, and the space filled with moss, which is easily kept moist. In summer a cool frame suits well for situation, but shaded from hot sun; in winter a dry greenhouse is requisite.

*BRACHYCOME IBERIDIFOLIA*.—A new and very pretty annual, lately introduced from the Swan River colony. We have seen some beautiful specimens of the plant in bloom during the present season, grown in pots, about two feet high, and near as much across the head of flowers, and the very numerous branches were clothed with a profusion of varied coloured blossoms; some nearly white, others pink, bluish-purple, or dark blue.

If treated as a border annual, it requires to be raised and planted out as other tender border annuals are. If grown in pots, it is one of the most neat and ornamental plants for adorning the greenhouse during the summer months. When it is grown in the open border, the flowers are liable to be injured in colour by rain, &c., but when under glass, they retain their lovely varied hues. In the greenhouse the plant requires to be kept elevated, and in an airy situation. When the plant has filled the pot with roots, it requires to be carefully repotted into a larger. A rich loamy soil is most suitable. It is the most ornamental annual that has recently been introduced. Seeds of it will no doubt be offered the ensuing season by the principal seedsmen.

## ARTICLE II.

## OBSERVATIONS ON PRIZE DAHLIAS.

BY E.

IN a recent number of the Gardener's Chronicle, page 437, appears the following extract from a letter circulated by Mr. J. R. Pearson, and addressed to the Nottingham Floral and Horticultural Society, upon the mode in which Prize Dahlias are treated previous to an exhibition:—

“ But I am desirous of proving that the whole system of growing and showing Dahlias is deceptive. How many persons have ordered quantities of Dahlias from exhibited specimens, and when they have planted them in good rich soil, and tied them up to a neat stake, expected to have had flowers like those they saw at the show, and instead of having blooms in the shape of half a globe, have had flat, ordinary-looking flowers! They were not aware that the plants from which the blooms were cut for the show had, ever since they were in large bud, been watered with a strong solution of manure and blood, stripped of half their shoots, buds, and foliage, the flowers covered over with pots and glasses to preserve the back petals till the centre ones had time to grow up, and that the plant had, by these means, been rendered such an object, that it would disgrace a kitchen garden; that after this, the bloom had been cut and placed in a cellar, in air-tight boxes; and that when it was ready for inspection it was almost as artificial as if it had been made of wax. Will a gentleman who has been disappointed in this manner be any more satisfied, when told, that, by surrounding his plants next year with stakes, boards, and glasses, till they look like scarecrows, and by watering them with a solution, which will effectually correct the too delightful fragrance of his other flowers, he may perhaps get as good a bloom as the one he saw?”

These remarks, which can scarcely “ be considered a fair exposition of the manner in which prize Dahlias are prepared for show,” I should not have thought it necessary to answer, had it not been that, in a subsequent number, page 517, another individual comes forward and asserts that “ they contain but too true a description of the appearance of the prize Dahlias; that they are not to be tolerated even in a kitchen garden when bedecked as they usually are, except that one in the centre of each square might serve the purpose, as it deserves the name, of a scarecrow.”

I conceive that the mischief that will arise from giving credence to the foregoing remarks is such as should engage every one, who is anxious to see the culture of the Dahlia promoted, in an attempt to disabuse the mind of the enterprising amateur who may, in despair at reading the above, relinquish every hope of attaining perfection in the blooming of his plants, and at once determine him to exclude altogether from his garden a plant, of which he is told that, to cultivate it aright, will be to bedeck it in the garb of a "scarecrow," and thereby unfit it even for a kitchen garden. My presuming to offer a few observations upon this subject is in the hope that I may induce those who would be persuaded that the cultivation of the Dahlia is "a disgrace to their gardens," to believe that they may still prosecute their taste in the cultivation of this splendid flower, and obtain first-rate specimens, and all without disfiguring their borders to a degree beyond what is observable in the treatment of other plants. I will not pretend to deny that Mr. Pearson has been witness to a mode of treatment similar to what he speaks of; but this I will venture to assert, that such a system, however well it may repay the trouble, is not the *one indispensable* system, and that though, in his statement, there are many things which the successful cultivator will naturally adopt, yet there are also many things, the disuse of which will not deprive him of the possession of as great a number of good blooms, but will abridge the trouble attendant on the cultivation of this flower. I am willing to allow that there are objections, as far as appearance goes, to almost every mode of treatment. Are we, on that account, to abandon the Dahlia altogether, and refuse to administer that support which nature alone cannot give? Are we to neglect those systems which alone have brought the Dahlia from its "single blessedness" to the state of perfection at which it has now arrived? Is not the cultivation of the Pelargonium, the Carnation, the Rose, and the Heartsease, liable to the same charge of disfigurement? why, then, select the Dahlia as the flower of all others to bear the imputation of deceptive cultivation, except that, perhaps, from its size, and peculiar habit, it is, more than any, liable to the ravages of insects, and the injurious effects of the weather, requires a more extended system of cultivation, and therefore presents a wider object of attack? It is stated, that "the whole system of growing Dahlias is deceptive;" but I am at a loss to understand how any system can be deceptive that is the means of improving the general

character of a flower. All systems in floriculture are legitimate that can in any way contribute to improvement in the growth of the plant, and—barring all *mutilation* and *dressing*—to improvement in the character of the bloom. If this were otherwise, we should at every step be impeded by the recollection that we were applying to the cultivation of a flower certain systems to which, in its natural state, the flower was wholly unaccustomed, and must rest content to abandon all idea of improving the art of floriculture, for fear we should introduce a system at variance with, or in advance of, nature. Would Mr. Pearson plant out his Dahlias in the open border, where no manure had been administered, and at the same time expect to see his plants luxuriant and his blooms flourishing? He must know full well that such a treatment would, so far from answer his expectations, be the best possible mode of perpetuating the *single* Dahlia. If he would not do so, he must resort to what he terms the deceptive system; he must use some of those stimulants that he so strongly condemns: he thereby recognizes the principle of the system, and perhaps then only differs from the professional grower as to the extent to which it is to be applied: but why, let me ask, set a limit to the use of any thing that is found beneficial to the growth of the plant? If I find, by using a wheelbarrowful of manure, instead of half that quantity, to a plant, that I can grow stronger plants, why may I not do so? Am I to be debarred using a little bone-dust, or manure, or nitrate of soda, or any thing I please? Am I to be compelled to allow the plant to retain its lateral shoots, and its buds in clusters, merely because my using the manure and the knife would be introducing an artificial and deceptive system of cultivation?

We are told, that “many persons have ordered quantities of Dahlias from exhibited specimens, and when they have planted them in good rich soil, and tied them up to a neat stake, expected to have had flowers like those they saw at the show, and instead of having blooms in the shape of half a globe, have had flat, ordinary-looking flowers.”

This remark, I presume, is intended to apply chiefly to the new varieties which annually appear, and which the public generally have no other opportunity of inspecting than at the shows: of these it may be said that a vast number are not to be depended upon, as they are not sufficiently proved; and that, consequently, no cultivator can

prevent disappointment. How many hundreds, in the recollection of us all, have been brought out, and from the decision upon a single bloom been declared first-rate, but have, from the cause above named, died a natural death, and their claims to excellence are now no longer recognized by the prize growers! that, more than any other,—and not defective cultivation,—is the reason we so often feel disappointment on growing for the first time some new varieties. Another cause of the failure in obtaining good blooms is the weak state in which the plants are sent out by nurserymen, and it is much to be regretted that the plants do not possess strength sufficient to enable them to bloom freely before the frosts attack them. Probably the demand is such as to prevent nurserymen doing this. In the midland and northern counties this inconvenience is much felt.

I will not presume to lay down an entire system for the cultivation of the Dahlia, but merely give a general outline of the treatment which—or something like it—an amateur must adopt, if he intends growing blooms of any excellence, and shall be content to leave the trial of other and, in my opinion, needless experiments to those who feel inclined to attempt them.

The system I pursue is, I believe, one very generally adopted, and one with which I succeed in obtaining an abundance of fine blooms. About the end of May, or the beginning of June, I put the plants into the ground, with a large proportion of well-rotted manure; at the same time I use about half a quartern of bone-dust to each. I then place over the plant a slug-pot, containing water, which effectually protects the plant from the attacks of the slugs, and, in a great degree, from the injury inflicted by the earwig, which latter is easily caught by turning a 60-sized flower-pot, with moss at the bottom, over the smooth round pole, two inches in diameter, which I affix (inside the slug-pot) to each plant.

*(To be continued.)*

---

### ARTICLE III.

#### HISTORY OF THE HEARTSEASE.

BY MR. THOMSON, OF IVER.

“ABOUT seven or eight and twenty years ago, Lord Gambier brought me a few roots of the common yellow and white Heartsease, which he had gathered in the grounds at Iver, and requested that I would

cultivate them. Always eager to please my worthy and ever-to-be-lamented master, I did so, saved the seed, and found that they improved far beyond my most sanguine expectation. In consequence thereof I collected all the varieties that could be obtained. From Brown, of Slough, I had the blue; and from some other person, whose name I do not now recollect, a darker sort, said then to have been imported from Russia. These additions wonderfully improved my breeders. But still, though the varieties I soon obtained were multitudinous, their size was almost as diminutive as the originals. Nevertheless his lordship was pleased, and thus I was amply rewarded. Up to this period, which was about four years after my commencement, I began imperceptibly to grow pleased with the pursuit, for all who saw my collection declared themselves delighted therewith. I then began to think that some of my sorts were worthy of propagation; and this circumstance led me to give one, which took his lordship's fancy, a name. This was entitled Lady Gambier, and as I struck cuttings of it, they were given as presents by my worthy employers to their numerous friends and acquaintances. The character of this flower was so very similar to that which was afterwards spread about under the name of George the Fourth, that I have no doubt but that variety was a seed therefrom. Who raised it, I could never ascertain. This, though in comparison with the worst flower now grown, and many even of the named varieties are still bad enough, would even beside them be reckoned little better than a weed. Still Lady Gambier was the beauty of her tribe, and won golden opinions from every beholder. It was, indeed, in shape little more symmetrical than a child's windmill, but looked in size among the sisterhood like a giant surrounded by dwarfs. But the giant of those days would be a pigmy now, as Lady Gambier herself appeared in comparison with another flower, which I soon after raised, and which, on account of what I then considered its monstrous proportions, I christened Ajax. This I then thought never could be surpassed, and yet in shape it was as lengthy as a horse's head.

“ Still I had worked wonders, and I resolved to persevere. I did so, and was at length rewarded by producing rich colouring, large size, and fine shape. The first large and good shaped flower that I raised was named Thomson's King. Still, up to this period, a dark eye, which is now considered one of the chief requisites in a first-rate

flower, had never been seen. Indeed such a feature had never entered my imagination—nor can I take any merit to myself for originating this peculiar property—for it was entirely the offspring of chance. In looking one morning over a collection of heaths, which had been some time neglected, I was struck, to use a vulgar expression, all of a heap, by seeing what appeared to me a miniature impression of a cat's face steadfastly gazing at me. It was the flower of a Heartsease, self-sown, and hitherto left 'to waste its beauty far from mortal's eye.' I immediately took it up, and gave it 'a local habitation and a name.' This first child of the tribe I called Madora, and from her bosom came the seed, which after various generations produced Victoria, who in her turn has become the mother of many even more beautiful than herself. Hitherto, in the way of colour, nothing new had been introduced; white, yellow and blue, in their numerous shades, seemed to be the only colours which the Heartsease was capable of throwing out, till about four years since, when I discovered in my seedling bed a dark bronze flower, which I immediately marked and baptized Flamium;—from this have sprung Tartan, Vivid, and the King of Beauties, which has only bloomed this spring, and is, decidedly, the best flower of its kind that has ever been submitted to public inspection."—*Flower Gardener's Library*.

*Modes of Propagation.*—In order to have fine proportioned flowers, save no seed but from such kinds, and draft out of the collection just when blooming any kinds not of fine form, so that no impregnation may be effected from inferior sorts. If any of the latter class are kept, let them be grown remote from the best kinds. The best time to sow the seed is early in April, or late in August. The soil must be kept constantly moistened till the seedlings come up, which will be in nine weeks. Sow either on a north border, or in pots where they can be kept shaded from hot sun. Sow thinly, transplant when they have made four or six rough leaves, except late sown in Autumn, then leave them till spring. The best soil to sow in is light loam, and cover the seed about one-eighth of an inch.

*Cuttings* may be struck at any time from spring to autumn, but the latter is the best period. Side shoots not flowered are the best, short jointed, and not more than three or four inches long. Put them out in any shady border, watering freely in a dry season. One neglect of water generally destroys the cuttings. A light but rich soil is essen-



tial to success. Loam and leaf mould, in equal parts, is the best. In preparing the cutting, trim off the leaves to within an inch of the top, then cut across close under the joint, with a clean cut. Insert so deep as only an inch remains above the soil, pressing it very closely to the bottom of the cutting; as soon as they begin to grow pinch off the leading shoots, it causes them to root better, and makes the plants bushy.

*Offsets.*—These can be put off at any time but mid-winter; they are not as good for successful culture as plants from cuttings.

*General Culture.*—Soil a maiden loam, which has been turned up with the turf in it, so as to be broken down by the weather; if not sandy, a portion should be added. Leaf mould annually added to enrich it, and a portion of fresh loam should annually be given where grown on the same spot.

*Situation.*—For early spring blooming, a sheltered southern one is best; this plantation should be made early in September. When these plants are in full bloom, another plantation should be made where they will be shaded from sun from ten o'clock to four; these will be in full bloom in June or July; a third plantation should then be made, in a situation where two or three hours of mid-day sun can be shaded from. Never plant *under* the drip of trees, or a hedge, but out of the reach thereof. Show flowers are always obtained best from plants struck from cuttings. For early spring showing, plants grown in pots, and placed in a frame, are best.

The above are the particulars of the treatment of this lovely flower by Mr. Thomson, of Iver, and are given in a concise and sensible Treatise on the Heartsease by him.

## ARTICLE IV.

### FLORICULTURAL GLEANINGS.—No. 1.

#### DESCRIPTIVE REMARKS ON A FEW PICOTEES.

BY MR. WILLIAM HARRISON, SECRETARY TO THE FELTON FLORISTS' SOCIETY.

THE floricultural season is fast gliding past us. We are fast getting over the various subdivisions of the florist's year; our beauties are fast fading from our admiring eyes, and our chances of prosperity and success with our increased stock the ensuing season are again

beginning to engage our thoughts, and turn our attention from the realities of the present to the most agreeable anticipations of the future.

We have seen our Auriculas and Polyanthuses spring up to perfection, crown our labours and gladden our eyes with their various beauties, thus repaying our care and attention with one of the purest gratifications that the heart of man can feel. We have seen our Tulip beds rise into their wonted magnificence, as if by the magic wand of some invisible magician, after having trusted our bulbs to the fostering bosom of nature for seven or eight months previous. We have recognized "*the old familiar faces*" with our accustomed satisfaction, seen them attain their gay meridian, then droop and fall before the withering effects of time; and then have we packed our roots away into their destined cells with all the care of the miser bending over his hoarded gold. We have watched our Ranunculus beds too, and followed them through a similar routine and brief existence, observed the progress of the rising stems, screened them from the scorching rays of the meridian sun, admired the various edges, stripes and freckles which they displayed, and then stowed their tiny roots away till the approach of another spring. The Rose and the Pink have again appeared and made their exit, not only pleasing the eye with their varied hues and fine lacings, but delighting the olfactory nerves also with their delicious fragrance. The gaudy splendour of the Carnation and the delicacy and neatness of the Picotee come next to keep up the succession of summer's visitors, and engage the attention of the competing florist. The first flowers of these, too, have now left us, but the lateral blooms yet linger on the stems, as if loth to take their departure from the beds where they have afforded so much pleasure to their admiring possessors.

I have been thinking that a few "Descriptive remarks" on a few of the best varieties that are in cultivation here would be an interesting record to myself till the arrival of another season, and that perhaps they might have *some* interest for the young readers of the CABINET: at all events they will not occupy much space, so that, if they are not very valuable, *much* more valuable matter will not be excluded by their insertion. Some of the kinds noticed deserve every commendation, and do great credit to their fortunate raisers; and as we should give "honour to whom honour is due," I think it only fair to infer

that a few impartial remarks will not be misplaced, at this season of the year, in the pages of the Floricultural Cabinet.

I shall begin with Picotees, and in the first place I beg to introduce to the notice of the readers of the Cabinet,

ELY'S MRS. HEMMINGWAY.

This is one of the many good new varieties sent out by those most fortunate raisers, Messrs. Ely and Son, of Rothwell Haigh, near Leeds. It is one of the two heavy purple-edged seedlings which they sent out for the first time last autumn, and does them great credit. It obtained me the Premier prize here this season, and I am very glad to find that she made her *début* in Northumberland under such favourable auspices. The flower is of the middle size, the edging a most beautiful rosy-purple, and the ground colour such as would please the most critical and fastidious. The petals, too, are strong and substantial, and of a beautiful round form. Its only fault, if fault it be, is that the edging has a tendency to extend a little down the centre of the petals; but as many other varieties do the same, and to a far greater extent, especially the heavy-edged ones, I am aware that many amateurs consider this no blemish at all. The flower requires little dressing from the exhibitor, and, from the strength of its petals, it stands beautifully after the artificial support is withdrawn from its guard-leaves. I beg, therefore, to recommend it to the competing amateur as a variety which he may cultivate with the greatest confidence. Its growth is strong and vigorous, and its layers seem to strike readily, which is another very important consideration. I have not yet had the pleasure of seeing her *twin-sister*, Ely's *Grace Darling*, but I trust that she will turn out worthy the high and pure name of our brave, humane, and intrepid Northumbrian Heroine.

WILLMER'S ALCIDES.

This is a very good Picotee, the ground colour being a very good and clear white, and heavily edged with a darkish blood-red colour. The leaves are of an excellent round form, but unfortunately the middle of each petal is so heavily blotched with the extension of the edging as to go almost completely down the *flattened* part of each petal. It seems as if the brush of nature's artist had been too deeply dipped, and too much saturated with the colouring in the finishing of this

flower, and as if a large drop had been allowed to fall off and run down, when he had got half way round each petal. By those, however, who overlook this, it will be considered a very good heavy-edged variety.

#### TALFORD'S FANNY KEMBLE.

This is a very excellent Picotee indeed, and to those who consider *size* a first-rate recommendation, it must be quite a desideratum. The only drawback upon it is the thickness and fullness of its pod, which is almost *globular*, and is, consequently, very difficult to keep in competing order, being sure to burst out at one side and down to the sub-calyx, even before the pod is quite filled, if the grower does not watch it with uncommon attention, tie it up soon with waxed thread, and divide the calyx regularly about half-way down. This being attended to, it will bloom well, and the magnitude of the full-blown flower well repays the cultivator for the extra trouble required in the management. It is a great pleasure to watch the progress of this flower, after the guard-leaves have turned back, to dress the succeeding petals regularly down into concentric circles as they become ready, and then see the central ones shoot up and form the crown. When this is attained it is worthy of a place on any stage, and I am surprised that it is not found in any of the catalogues of late years. I have had a second pod to-day in full bloom, which measured upwards of three inches in diameter, and I have just now pulled it in pieces and find that it contains no less than 63 petals. I had no idea of this till I counted them, but it is an absolute fact. This is quite an original way of conveying an idea of the magnitude of a flower, but I think it is a very good one. The ground colour of this flower is an excellent white, and the edging neat and of a lightish purple. It is well worthy of a place in the beds of all those competitors who will bestow the extra attention upon it which it unquestionably requires.

#### TYSO'S ASPASIA.

This is another very excellent heavy-edged red Picotee. It possesses a very good white ground, and the edging is of rather a lighter red than *Willmer's Alcides*. It is also a much more delicate-looking flower, from its not being near so much blotched down the centre of the petals, these markings, where they do occur, being made up

chiefly of light pencillings, which do not detract so much from the beauty of the flower. It seems a tolerably vigorous grower, and is a middle-sized flower, with petals of an excellent round form.

*(To be continued.)*

---

## ARTICLE V.

### ON CULTIVATION OF HYACINTHS, &c.

BY MR. SUTTON, NURSEYMAN, READING, BERKS.

As a brilliant display of blooms of the Hyacinth, and other early blowing bulbous rooted plants, is found to depend, not merely on a judicious selection of sorts, but also on the cultivation they receive, Messrs. Sutton beg respectfully to present a few brief hints on the subject.

#### OF HYACINTHS IN GLASSES.

The most proper time for planting is October, when the Hyacinth should be placed in dark-coloured glasses, with water scarcely reaching the bulb, when it should be put in a moderately warm closet or other dark place for two or three weeks, by which time they will have emitted roots, and should be removed to an airy, light, and cool situation till about Christmas, when they may be brought into the warm sitting room and placed near the windows. Rain or river water is to be preferred, and should be changed every two or three weeks, the fresh water being applied about the same temperature as that removed. Should the water in either of the glasses become foul sooner than the others, the roots and the under part of the bulb will generally be found covered with a decayed substance, which should be removed and the whole plant washed. Should off-sets appear round the bulb they should be removed early. As soon as the Hyacinths are over-blown, the blossoms should be stripped off without destroying the leaves or stem, and the plant laid in the earth until June, when they may be taken out and laid up on shelves or boxes in an airy situation until October, when, though not fit for blooming a second season in water, they will produce fine blossoms in the open ground, and by thus saving annually the bulbs which have been forced and their numerous off-sets, a beautiful Hyacinth bed of every shade and colour may soon be obtained, which is one of the most pleasing objects in the months of April and May. The errors too often observable in growing Hya-

cinths in water are,—placing them in the full light when first planted, which is very unfavourable to the growth of the roots—keeping them away from the light when throwing up the leaves and blossoms, which prevents their coming to their natural colours—placing them (before the leaves and stems are sufficiently advanced) upon a chimney piece or other very warm place, which spends too much of the bulb in fibrous roots, and forces up the blossoms before they arrive at their proper size, form, or colour.

#### OF HYACINTHS, DWARF TULIPS, &c., IN POTS.

Hyacinths, Narcissus, Jonquils, Tulips, Persian Irises, and other bulbs for early blooming in pots, (without any hot-beds or greenhouse,) should be planted in October, for which purpose deep-shaped flower pots should be procured, called bulb pots, placing crocks or coarse gravel at bottom for drainage, and be filled to within two inches of the top with rich loam, containing a portion of fine road sand and decayed manure; then place the bulb on the same without pressure in so doing, then fill to the top with the same compost, after which a little pressure should be used, which will settle the bulb and mould firmly together with the top of the bulb just above the surface of the soil.

When the desired number of roots have been thus potted, they should be removed to any spare corner of the garden, and buried to the top of the pots in the earth, when they must be covered with leaves, coal ashes, or any other light dry substances to the depth of nine or ten inches, where they may remain without any attention until January; the covering should then be carefully removed, when the plants will be found to have vegetated an inch or two, they should then be placed in any warm and light situation, where they will make rapid progress, and produce blossoms far superior to those obtained by other modes of treatment.

---

### ARTICLE VI.

#### REMARKS ON THE OLD DOUBLE YELLOW ROSE.

BY ELIZABETH, ENSHAM, IN OXFORDSHIRE.

As you beg for all the information your subscribers can give respecting the culture of the old double yellow Rose, I am induced to give

you the following account of one that never fails to blossom in the garden of a friend of mine at Stanton Harcourt, near Ensham, in Oxfordshire. I must premise that there is no sort of care in the shape of protection of any kind ever given it, even in the coldest winters: it is planted at the *south-east* corner of the house, so that one-half of the tree is trained with a *full south*, and the other half with a *full east* aspect. The south side of the tree has the greatest number of blossoms, but I have never recollected the east side to be altogether without them. The soil is a hard gravel. I have for several years tried to get a tree for my own garden from this one, but have never succeeded. I have tried grafting, budding, and slips. I have this year put in several buds, but do not think they will grow.

---

## ARTICLE VII.

### ON GROWING THE CAMELLIA IN HOUSE WINDOWS.

BY G. T. D., MANCHESTER.

IN the July number of the Cabinet, an old Subscriber asks for information as to growing this beautiful plant. Having for some time grown a number in my windows which have done remarkably well, I feel happy to give him the information he requires. I should recommend him, as a beginner, to purchase his plants immediately, as the buds will now be well set; let him place them in those windows which have the best light, water them regularly, but take care not to make the soil over wet, as it would tend to cause the buds to fall off. Of course, they must be placed in such rooms as have constantly a fire through the winter months. After flowering, I move mine from the parlours to the kitchen window, previous to which, I shift them into larger pots; by moving them in this way, I get the additional heat they need, during the season of growth and forming the flower-buds for the next season. I let them remain here as long as they are in a growing state, or until the buds are properly set; I then again place them in the parlours. During the time they are in the kitchen windows the leaves will collect the dust, which I recommend to be washed off twice a week with a sponge kept for the purpose; and in the summer months, at least once every week, take them into the garden and sprinkle well with a watering-

pan. With respect to the sorts to be grown, I should say choose those which will make the best variety, as almost all sorts will grow equally well.

I have a considerable number in my windows now, which have been treated in this way, and more healthy plants I never saw.

The soil I use is composed of peat soil, mixed with white sand, sandy loam, and a little well rotted manure. Should your correspondent require further information, I shall be happy to give it.

September 3, 1841.

---

## ARTICLE VIII.

### REMARKS ON ENTRAPPING EARWIGS WHICH INFEST THE DAHLIA.

BY MR. J. MAJOR, LANDSCAPE GARDENER, KNOSTROP, NEAR LEEDS.

THE prevailing practice of placing garden-pots on the tops of Dahlia stakes to entrap the earwig, so injurious to the blossom of that plant, to me appears highly discordant with good taste, and yet these unsightly objects are exhibited in almost every garden and pleasure-ground, from the time of planting the Dahlia to the end of the season.

Permit me to suggest as an improvement, that the pot be placed erect on the ground behind the plant close to its stem, with a small quantity of wool inside, or any thing else that would afford warmth and concealment to the insect which feeds in the night and secretes itself during the day; or, in place of the pot, a small piece of woollen cloth may be put between the stem of the plant and the stake, or a bundle composed of half a dozen bean-stalks, five or six inches long, may be placed between the plant and the stake, or amongst the branches. Indeed, almost anything that would afford concealment to the insect, and at the same time not look untidy, would answer: of whatever material the trap is, it should be frequently examined, and the insect shaken out and destroyed. I may also mention, that the caterpillar, which feeds upon the Dahlia-blossoms, and secretes itself during the day between the stake and plant and in the bloom, may be entrapped by placing the old blossoms about the plant in the above manner.

---



## PART II.

## LIST OF NEW AND RARE PLANTS.

*ÆSCHYANTHUS GRANDIFLORUS*.—Large-flowered Blushwort. (Bot. Reg. 49.)  
Cyrtnandraceæ. *Didymia Angiospermia*. A stove-plant of considerable beauty, and of the easiest culture. It only requires a damp stove, and to be secured to a log of wood, to which it quickly attaches its ivy-like roots. It soon becomes a pendulous, bushy, branching plant; and each branch is terminated by a cluster of from ten to fifteen deep orange and scarlet flowers. It blooms nearly every period of the year. The plant is to be procured of most nurserymen, at a cheap rate, and deserves a place in every hothouse. When the plant has done blooming, and made its growth for the next season, it requires to be rested by withholding water for a time.

*BORONIA TRIPHYLLA*, VAR. 2d, *LATIFOLIA*.—The three-leaved. (Bot. Reg. 47.)  
Rutaceæ. *Octandria Monogynia*. This neat and pretty kind is a native of New Holland, and has bloomed in the collection of Messrs. Loddiges. It is rather an erect-growing shrub, branching, and blooming freely. Each flower is about three-quarters of an inch across, of a pretty rose-colour. Like all the *Boronias*, and similar plants, it thrives best in a light *sandy* soil, to have the pot well drained with potsherds, and over them some rough pieces of turfy peat. To be placed where it can have plenty of light and air, in winter. In watering, great care is requisite, so the plant does not become too dry or be kept too wet; for if once much affected by either, the plant seldom recovers.

*BOSSLEA TENUICAULIS*.—Slender-stemmed. (Bot. Mag. 3895.)  
Leguminosæ. *Diadelphia Decandria*. A native of Van Diemen's Land, and has bloomed in the Edinburgh Botanic Garden. It is a greenhouse plant, of considerable beauty, blooming profusely. Flowers yellow, streaked, and marked with red. They are produced in long spikes. Each flower is rather more than half an inch across. It is a procumbent, shrubby plant, producing numerous long branches. It deserves a place in every greenhouse.

*CLIANTHUS CARNEUS*.—Flesh-coloured Glory Pea. (Bot. Reg. 51.)  
Leguminosæ. *Diadelphia Decandria*. (Synonym. *Streblorhiza speciosa*.) Discovered by Dr. Enlicher, on a small rock off the coast of Norfolk Island. The flowers are produced in erect racemes, five or six in each, rather less than those of *Clianthus puniceus*, of a pretty rosy-pink colour. It is a twining plant, and flowers well in a cool conservatory. It is also an evergreen, and suitable for covering a trellis, &c. It delights in a strong rich soil, with plenty of root room, and thus becoming large by being so treated, blooms freely. It strikes readily from cuttings, and may be had cheap at the general nursery establishments.

*DENDROBIUM DISCOLOR*.—Dull-coloured. (Bot. Reg. 52.)  
Orchidaceæ. *Gynandria Monandria*. Messrs. Loddiges obtained it from Java; with them it has bloomed. It has stout, erect stems, four feet high, swollen in the middle, and terminates in racemes of about sixteen flowers, of a dingy yellowish brown, which are as curled as those of *Gloriosa superba*. Each flower is about two inches across. The lip has five wavy plates of a light violet colour.

*HYPOCALYPTUS OBCORDATUS*.—Obcordate. (Bot. Mag. 3894.)  
Leguminosæ. *Diadelphia Decandria*. (Synonyms, *Crotalaria cordifolia*, *Spartium sophoroides*.) A very pretty greenhouse plant, which has been for some years in this country, but is not as generally found in collections of plants as it merits. It is a Cape plant, easily grown, blooms freely, and for a considerable time. It is a shrubby plant, growing two feet high, branching, each terminating with a raceme of flowers, of a beautiful reddish purple. It may be procured cheap at most of the public nursery establishments, and certainly deserves a place in every greenhouse.

*MARIANTHUS CŒRULEA-PUNCTATUS*.—Blue-spotted. (Bot. Mag. 3893.)  
Pitosporeæ. *Pentandria Monogynia*. From the Swan River Colony. Seeds of it were received by Mr. Law of Clapton, and marked *Sollya* or *Billardiera* species, from the Darling range of mountains. The plant has bloomed with Mr. Cun-

ningham, in the stove at the Comely Bank Nursery, Edinburgh, and proves to be very curious and interesting. It blooms very freely, too, when grown in the greenhouse, as it has done at the Royal Botanic Garden, Edinburgh. The stems are slender, woody, and twining. Leaves two inches long by half an inch broad. The flowers are produced in umbellate cymes, very many in each, erect. The corolla is irregular, of a blue lilac, paler on the outside. Each flower is near an inch across. The plant is well worth a situation in every greenhouse. It will very probably be found about as hardy as the *Sollya heterophylla*.

**ODONTOGLOSSUM PULCHELLUM.**—Pretty Tooth-tongue. (Bot. Reg. 48.) Orchidaceæ. Gynandria Monandria. A native of Guatemala. The flowers are produced in a raceme of six or seven in each. Each flower is about an inch and a half across, white, with a small patch of yellow spotted with red at the origin of the labellum.

**OXALIS LASIANDRA.**—Downy-stamened Wood Sorrel. (Bot. Mag. 3896.) Oxalidæ. Decandria Pentagynia. A native of Mexico. At Berlin it grows and blooms freely in the open border, and rises about nine inches high. It has bloomed in the greenhouse in the Edinburgh Botanic Garden. Each scape of flowers contains about twenty. The flowers are of a pretty crimson colour, having a bright sulphur eye. Each blossom is about an inch across. The plant continues long in bloom, and at Berlin it is grown to form a showy edging to garden walks.

**PLACEA ORNATA.**—Gay-flowered. (Bot. Reg. 50.) Amaryllidaceæ. Hexandria Monogynia. A bulbous plant, a native of Chili; the scape rises about nine inches high, bearing a head of from four to seven flowers upon foot-stalks two to three inches long. Each flower is about two inches across. The outside is of a snowy white. Inside white, with numerous vermilion-coloured lines.

**SIDA (ABUTILON) BEDFORDIANA.**—Duke of Bedford's Sida. (Bot. Mag. 3892.) Malvaceæ. Monadelphia Polyandria. A small tree, about five yards high, discovered in the Organ Mountains of Brazil by Mr. Gardner, who sent it to the collection at Woburn, where it bloomed last November. The flowers resemble in form those of *Abutilon striatum*, but do not droop as do the latter, but are nearly erect. They are of a beautiful yellow, richly veined with blood-colour, each flower being near two inches across. They are produced *numerously* at the ends of the branches. It is a very desirable plant, well worth a place in every collection of stove-plants.

---

#### NOTICES OF NEW PLANTS.

**WHITE-FLOWERED VERBENA.**—Mr. Ivery of Peckham has obtained a beautiful white-flowered Verbena; it appears to be an hybrid between *Verbena teuroides* and the *V. pulchella alba*. The flowers are about the size of *V. Tweediana*, of a pure white. It is a valuable acquisition to this lovely tribe of flowers. It will be offered for sale the ensuing spring.

**AMANECUS LONGIFLORA.**—The well-known *Triverania* has recently had its name changed to *Amanecus*. The above is a new species, now in bloom at the garden of the London Horticultural Society, and is certainly one of the loveliest plants that has been introduced for some time. The plants are about 18 inches high, forming a pretty bush, and are most profusely covered with bloom. Each flower is about two inches and a half across, of a beautiful blue, with a light centre. The flower in form is something like that of the old and handsome species known heretofore as *Triverania coccinea*, only this new species has a tube near three inches long. At present it is grown in the hot-house, but we are told it is very likely to flourish in the greenhouse; to us it appears so: if so, it ought to be in every one. The liberality of the Society, no doubt, will soon extend its circulation. It propagates very freely from cuttings.

There is another new species in bloom along with the above, viz., *A. rosea*. The plant forms a bush similar to the old *Triverania coccinea*, but the flowers are nearly double the size, of a beautiful rose colour. This, too, is a very interesting and valuable addition, deserving an equal extent of cultivation.

[Want of space induces us to omit further notice of many new plants till our next number.—CONDUCTOR.]

## PLANTS NOTICED BUT NOT FIGURED IN THE BOTANICAL REGISTER.

*HYMENOCALLIS PANAMENSIS*.—A handsome fragrant flowering plant from Panama. The flower scape grows rather more than a foot high, containing about a dozen flowers growing in an umbel. Each flower has a tube six inches long, green at the lower part, white at the upper; limb white, about eight inches across. It has flowered in the garden of the London Horticultural Society.

*BERBERIS TRIFOLIATA*.—A beautiful evergreen shrub, from Mexico, presented to the London Horticultural Society. Dr. Lindley fears it will not prove hardy, but considers it to merit a place in the greenhouse, yielding in beauty to no other species yet introduced. It is a very rare kind.

*LISIMACHIA LOBELIODES*.—It is a perennial rock-plant, from North India. The flowers are white, with pink veins, nodding, and are profusely produced in naked racemes at the ends of the branches.

*LINARIA VENOSA*.—A perennial plant from North India. The flowers are of a dull yellowish-brown, streaked with dark lines.

*HÆMANTHUS MAGNIFICUS*.—From South Africa. It has bloomed at Spofforth. It approaches very near to *H. PUNICEUS*, though very superior in beauty. It deserves a place in every greenhouse. It is in the collection of Messrs. Loddiges.

*STIGMAPHYLLON CILIATUM*.—A stove plant in the Sion collection. It is a climber. The flowers are handsome, large, bright yellow, produced in axillary umbels.

*PEDICULARIS PYRAMIDATA*. From the Himalaya, in North India. It is a hardy perennial, producing spikes of lively purple flowers. It has bloomed in the garden of the London Horticultural Society.

*HEMIANDRA EMARGINATA*.—A pretty little herbaceous greenhouse plant, from New Holland. The flowers are white, with a few pink spots. It is an interesting plant.

*EUCALYPTUS CALOPHYLLA*.—From New Holland, to Captain Mangles, R. N. The leaves are from four to six inches long, pale green, with a rich red margin. The flowers are white, large.

*HAKEA RUSCIFOLIA*.—From the Swan River. A low grey bush. Flowers white, produced in dense umbels, honey scented. It is a pretty looking greenhouse shrub.

*ROSCOEA LUTEA*.—From North India. It flourishes in the greenhouse during summer. It is a scitamaneous plant, herbaceous. Flowers in spikes, of a pale buff.

## PART III.

## MISCELLANEOUS INTELLIGENCE.

## QUERIES.

ON A DESCRIPTIVE LIST OF BEST TULIPS.—I was very much pleased with Mr. William Harrison's DESCRIPTIVE CATALOGUE of TULIPS, and likewise with the spirit that it is written in; but until some considerable revisal has taken place in the nomenclature of tulips, I think we shall make but slow progress in tulip fancy. I am but a young florist, but have had the mortification of purchasing the same tulip under several different names. Now if you could prevail on some of your correspondents (that are able to do it) to give a descriptive catalogue of such sorts as are worth growing, with the synonymous names, you will be doing a great service to the fancy. The Editor of the "Gardener's Gazette" has attempted it, but very imperfectly, in the 129th number of that work, and I see that your worthy correspondent has fallen into a little error with his list. In the first place Rose Hebe and Queen of England are one and the same

flower. Again, *Triomphe Royal* and *Heroine* are the same flower, but in different character. Likewise *Roi de Lion* and *Roi de Congo* are one flower. Many of your correspondents' names are new to me.

August 11, 1841.

A FRIEND TO FLORICULTURE.

ON TREATMENT OF SEEDLING CALCEOLARIAS.—One of the oldest Subscribers to the FLORICULTURAL CABINET takes the liberty of asking what is the best mode of treating Seedling Calceolarias that were sown in March. They are now fine plants, some of them have blown, and others are coming into bloom. Those that have been out of doors seem to shoot into bloom more readily than those that have been under the cover of a greenhouse. He wishes to know how they should now be treated—whether taken in, or left out for some time—and what soil is best. He has grown them in a mixture of sea-sand, quite free from salt, and coming from Bude, and leaf mould. Ought they not to be kept short of water? The plants are small.

ON MICHAELMAS ASTERS, &c.—Wishing to increase my varieties of the autumnal flower, commonly called *Michaelmas Daisy*, I shall be glad to receive labelled blossoms, with price, from any vender who in a penny letter would forward them in a lozenge or other box, addressed S. S., 4, Butter Market, Reading,—which cheap and easy mode of conveyance, I would suggest to nurserymen, might give a great impetus to floriculture. Your insertion of this will greatly oblige

A CONSTANT SUBSCRIBER.

ON PETUNIA MARGINATA PRASINA AND PRIORY QUEEN PELARGONIUM.—I wish to obtain *Petunia marginata prasina*; I have applied to many nurserymen but have not been able to procure one, perhaps some one of your numerous readers would inform me where such a plant could be obtained.

In your catalogue of new pelargoniums, which you remarked on in your last number, was one called "*Priory Queen*," universally admired; perhaps some one of your correspondents would inform me whether it was not raised by Mr. Bassett, at the Priory, Bodmin, Cornwall.

C. W. F.

#### ANSWER.

ON A LIST OF CARNATIONS, DAHLIA, BOX, &c.—If your correspondent B. J. C. lives at a great distance, so as to make it expensive to send a full sized show-box, I could send him a very small model of one gratis, he paying for the carriage of it.

Being a young florist, and a subscriber to your Cabinet from its commencement, and wishing to communicate with your correspondent, who has given a very useful list of carnations, &c., in your June number of the present year, and who signs his name, "*Hannibal*," I shall be much obliged if he, or you, would favour me with his real name and address. [We hope our correspondent *Hannibal* will oblige us with it.—CONDUCTOR.]

I am glad to find that you are now beginning to give lists of the names of the best plants, flowers, &c., at different exhibitions; and if to this is added the name and address of the grower or person from whom the sorts may be had, so much the better, as such information, with the best mode of cultivation, and general history of the plants, is what we most want in the country.

In your June number. I also see a query on a dahlia box signed B. J. C. Being a member of the Horticultural Society, at Shrewsbury, I have the opportunity of seeing several different show-boxes, and there is one sort which I could particularly recommend, as perfect in every respect, for either dahlias, pinks, or carnations, &c. One could be made to hold any number of blooms that may be desired. It is rather a difficult matter to describe it so as to be clearly understood, but if your correspondent likes to send me a glass, or stone-bottle, of the size and sort used for exhibiting blooms in his neighbourhood, I would get him a good box made, at a reasonable price, and send it to him per coach, or

otherwise, as he may direct. We show in stone-bottles, like ink-bottles, which cost about 1*d.* each, and are less liable to break and carry steadier, than those made of glass.

---

#### REMARKS.

ON *SALVIA PATENS*.—I was much gratified with the remarks upon *Salvia patens*, in the August Number of the FLORICULTURAL CABINET. There is an additional fact relative to this beautiful plant, perhaps not generally known, viz., its ripening its seeds in the open air. Last spring I planted several plants in the border of my garden, which have produced several seeds, some of which I have gathered in a perfectly ripe state.

Halstead.

T. B.

---

ON THE CULTURE OF THE *IXIA*.—I am sorry to trouble you, but you promised me, in your April number, an article on the culture of *Ixias*, and as it has not yet appeared, I shall deem it a particular favour if you can give it in your next.

CAMELLIA.

[It had escaped our recollection, and is now too late for the October number; we will give it in our November one.—CONDUCTOR.]

---

*PELARGONIUM*, CULTURE OF, BY MR. W. CATLEUGH.—The cuttings are placed in an open border, about the middle of July, and the situation selected is one fully exposed to the mid day sun. In about six weeks the cuttings are rooted, and are then potted into sixty-sized pots. The pots are placed in a shady situation, on boards or slates, and in three weeks they are removed to a more exposed and airy situation, when the wood becomes hard. They remain here till nearly the end of September, when they are taken into the house for the winter. At this time the plants are stopped at the third or fourth joint, and they are at the same time shifted into 48-sized pots. The soil is a turfy loam and sand. After this shifting, but little air is given for about eight or ten days; but after this time as much air is again allowed as the state of the weather will admit till about the beginning of December, when the pots will be well filled with roots, and require to be again removed into thirty-two-sized pots. Bone dust is added, but with caution; and never near the surface of the soil, because it is of too drying a nature. The plants are again stopped, and the temperature of the house is maintained at about 45 degrees; at the end of ten days it is allowed to fall to 42 or 40. The flues are damped two or three times every night, to keep the air of the house moist, allowing top air when the weather is favourable. About the middle of February, the plants intended for large specimens are again shifted into forty-two-sized pots; and the vigorous sized kinds require a size larger. At this time each shoot is tied separately to a proper stake. Fires are discontinued about the beginning of April, and the plants are syringed over head three times a-week, and the house closed for the night. This treatment is continued for about a month, the house being damped every evening, and the top sashes opened the first thing in the morning, and as much air allowed during the day as can be given with safety. When the plants show bloom they are freely watered and shaded with canvass. At the time of housing the plants, the dead leaves are carefully removed, and when the green fly makes its appearance, a fumigation of tobacco is used, care being taken that the plants are in a dry state at the time; they must be well watered in a day or two afterwards. When the flowering season is over, the plants are removed to an exposed situation for a fortnight, till the wood is hard, when they are cut down. Those plants intended as specimens the second year after heading down, are placed in a sheltered situation, where little water is given, and when the shoots are an inch long, they are shaken out of the pots and planted in others two sizes smaller; by this treatment they are kept more healthy during winter. When thus potted, they are placed on a stage in a shady situation, and removed to the house "at

the proper time," and treated during the winter as already described. The plants intended for exhibition are occasionally watered with liquid manure, syringing overhead is discontinued. Gauze blinds are used, by which bees are prevented entering the house to injure the bloom, and are on no account allowed to flag by exposure to the sun, or for want of water. It is especially recommended to commence the training of the plants at an early period of their growth, while the shoots are young and pliable. By early training, the shoots acquire the desired form, and fewer stakes are therefore required. The flowers are arranged so that there is an equal distribution of blooms over the head of the plant; to effect this, small willow twigs are used. "Practice alone can teach the art of preparing flowers for exhibition. The less art is used the better, and the means should always be kept out of sight." "The compost I use for my Pelargoniums is the following:—Two barrows full of good maiden loam, with the turf, one ditto well rotted cow dung, three years old. This requires to be frequently well turned over in winter, to destroy the worms and insects. One peck of silver sand, one ditto of bone dust; for the winter repotting, a little more sand is added."—*Gardener's Chronicle*.

[The above remarks are abridged from articles inserted in the *Gardener's Chronicle*; they are similar to what has been given by Mr. Cock, and the foreman of a London nursery (a celebrated grower of Pelargoniums), but there being a few slight alterations we insert them, trusting they may further assist in the culture of this beautiful tribe of plants.—CONDUCTOR.]

PELARGONIUM, CULTURE OF, BY MR. COOK, OF CHISWICK.—Mr. Cook strikes his cuttings about the beginning of June, or sooner, if the plants will bear cutting. As soon as rooted, they are removed into sixty-sized pots, and set in a shady situation on boards or slates, or in a cold frame. When rooted, they are removed to an open situation, and as soon as the plants will bear the sun without flagging, they are stopped. In September, they are repotted into forty-eight-sized pots, and at this time he commences training. In December and January those that are sufficiently strong, are again shifted into sixteen-sized pots; in these pots they are allowed to bloom. About the middle of July or beginning of August, they are headed down and set in a shady sheltered situation; and when the plants have shoots nearly an inch long, the soil is nearly all shaken from the roots, and are again repotted into the same sized pots. As the shoots are formed they are carefully thinned out. In the greenhouse, the plants intended for exhibition are kept four feet apart; the front sashes are kept open on all convenient occasions. In November, the plants are stopped, and a stake put to each shoot. The leaves are thinned out to allow the air to circulate freely. In December and January, the strongest plants are again selected and potted into eight-sized pots, and at this time additional heat is applied to enable the plants to root rapidly. In February, they are syringed in the afternoon, but sufficiently early to allow them to dry before night. In March they are again repotted in No. two-sized pots, water is now very liberally supplied. When the flowers begin to open, a shading of cheese cloth is used on the outside of the house. Air is admitted before the sun has much power on the glass, and this is found to prevent the attacks of the green fly. The success of all the other operations depends on the mode of applying fire heat. The fires are lighted at 3 or 4 o'clock in the afternoon, allowed to go out about 9 or 10. They are again lighted about 3 or 4 in the morning. The thermometer during the night is kept at 40 degrees or 42 degrees Fahrenheit. The soil is prepared thus—a quantity of turfy loam is chopped and laid up in a heap, a quantity of fresh stable litter is then shaken up and laid in the form of a mushroom bed. If the weather is dry at the time the manure is well watered, liquid manure and the steam or ammonia is prevented from passing off by a covering of slates. In this state it is allowed to remain fifteen or sixteen days, and is then mixed with about an equal quantity of fresh loam, and when the mixing is completed, the heap is at last covered with loam. At the end of a month or five weeks it is turned over three or four times, in order that the dung and loam may incorporate well together. At the end of twelve months it is fit for use. To two barrowfulls of this compost is

added one of leaf mould, and a peck and half of silver sand.—*Gardener's Chronicle*.

**ON PORTULACCA THELLUSONII.**—Treated as a half-hardy annual, the seeds of *Portulacca Thellusonii* may be sown in the beginning of March, on a gentle hot-bed, protected by common mats or thick canvass thrown over a temporary wooden framing; or they can be sown in pots, and these plunged in fermented material in any hot bed that happens to be in use. When the young plants appear, they should be potted in small pots, and kept for a time in a warm frame or greenhouse, and afterwards transferred to an open frame, which should be covered at nights in cold weather, till they are required for transplanting. About the middle of May they should be transferred to the open ground; but a dry sheltered border or rockery must be prepared for them, and the soil should not be of a wet or retentive nature. They will thus flower during sunshine (for the flowers do not expand except under the direct rays of the sun) for a lengthened time, and seldom cease before the arrival of frost.—*Paxton's Mag.*

**FLORICULTURAL SOCIETY OF LONDON, JULY 20th.**—Mr. Fairbairn in the chair. Mr. Small was elected. Mr. Wildman, the secretary, brought two seedling Dahlias for the opinion of the Society, which was as follows:—Rose colour; petals generally good and of considerable depth; medium size; pleasing colour; rather sunk in the eye, but deserving cultivation. Crimson; rich in colour; petals decidedly good; too much sunk in the eye; rather small, but a very promising flower.

*July 22d. Show of Carnations and Picotees.*—The first exhibition of this society has been looked forward to with interest, and the support it received from the lovers of Floriculture has amply fulfilled the expectations of those interested in its success. There was an admirable display both by amateurs and nurserymen; and although the season has been unfavourable for developing in perfection the beauties of the Carnation, the stands bore no evidence of this, for flowers in better condition or finer in colour we never saw. The room was well attended during the whole of the day, and the visitors appeared much gratified. The encomiums the flowers called forth were but a just tribute to the skill and attention required to produce them in such perfect condition. In addition to the stands for competition, collections were contributed by Messrs. Willmer, Norman, and Orson. The 1st and 2d prizes for seedling Picotees were awarded to T. Barnard, Esq. No. 1, named Mrs. Barnard, was a light-edged Rose: this very beautiful seedling is a full-sized flower, composed of very broad, round, smooth-edged petals, of pure white and good texture; the petals are of a cupped form, edged by a bright delicate rose colour, which is confined to the margin, leaving the white free from specks. The petals are eighteen in number, and gradually diminish towards the centre of the flower; three or four small ones in the centre forming the crown. It is a very elegant and remarkable variety, differing much in appearance from those commonly seen, the petals being so very large. It is a decided acquisition, and will no doubt be the parent of a fine race of flowers of the same character. Mr. Wildman exhibited specimens of his seedling Carnation, named Marshal Sout. Mr. Willmer brought a pan of superb Picotees, which must have taken the first prize had they not been disqualified; their names were Willmer's Charon, Diadem, Queen, Miss Desborough, Mrs. Eunal, Diana, Teazer, Dickson's Trip to Cambridge, Wains's Victoria, Wood's Margaretta, Sharpe's Duke of Wellington. The following is an official list of the prizes:—Carnations, in stands of twelve dissimilar blooms. **AMATEURS:** 1st to Mr. Dowler, for Telemachus, Bonpland, Wilson's Harriet, Rainbow, Amato, Puxley's Prince Albert, Duke of York, Iris, Strong's King, and three seedlings; 2d, to Mr. Burrup for Dalton's Lancashire Lass, Wood's William IV., Strong's King, Martin's President, Yates' Supreme, Amato, William Caxton, Willmer's Conquering Hero, Duke of Devonshire, Duke of Roxburgh, Duke of Manchester, and Middlesex Hero. **NURSERYMEN:** 1st, to Mr. Willmer, for Wood's William IV., Strong's Duke of York, Ely's Duke of Devonshire, Hale's Prince Albert, Willmer's Solander, Wallace's Beauty of



Bradley, Rainbow, Duke of Northumberland, Lady Croly, Brook's Garland, Bishop of London, and Count Palma; 2d, to Mr. Norman, for Grenadier, Mrs. Smith, Colonel Wainman, Sir R. Peel, Lady Loudon, Norman's Mary Anne, Sir G. Osborn, Strong's King, La Belle Orpheline, Duchess of Marlborough, Martin's Virgin Queen, and Splendid; 3d, to Mr. Dickson for Davey's Tower of Babel, Gregory's Alfred, Smith's Wellington, Marquis of Chandos, Chambers's Kate, Willmer's Duchess of Kent, Stone's Venus, Brook's Flora's Garland, Middlesex Hero, Conquering Hero, Hogg's Champion, and Jacques' Iris.—Picotees, White grounds, in stands of twelve dissimilar blooms. AMATEURS: 1st, to Mr. Burrup, for Waine's Victoria, Annesley's Sanspareil, Burrough's Sylph, Hogg's Queen of England, Orson's Adelaide, Hutton's Miss Willoughby, Sharpe's Duke of Wellington, Miss Desborough, Vespasian, Willmer's Queen, Heath's Superb, and Wood's Agrippina; 2d, to Mr. Dowler, for Hogg's Queen of England, Lady St. Muir, Gidding's Diana, Green's Queen of England, Wood's Captain Wood, Annesley's Plenipo, Dickson's Duke of Cambridge, Willmer's Emma, Gidding's Teazer, Lydia, and two seedlings; 3d, to Mr. Woodman, for Brook's Emma, Lord Eldon, Vespasian, Sir R. Hill, Tintorette, Sykes' Eliza, Princess Victoria, Moonraker, and three seedlings. NURSERYMEN: 1st, to Mr. Norman, for Youell's Fair Ellen, Harlequin, Hogg's Miss Campbell, Crask's Victoria, Willmore's Agnes, Sykes' Eliza, Wood's Ophelia, Gidding's Diana, Wilson's Plus perfect, Waine's Victoria, Lady St. Muir, and Franklin; 2d, to Mr. Dickson, for Waine's Victoria, Teazer, Vespasian, Brook's Miss Brook, Annesley's Sanspareil, Green's Victoria, Sharpe's Duke of Wellington, Wood's Agrippina, Hogg's Queen of England, Barnard's Bride, Sykes' Eliza, and seedling. Seedlings, single blooms: 1st class prizes were awarded to Mr. Barnard for his Picotee, Barnard's Miss Barnard, and to Mr. Willmer for a Carnation, which, however, in the opinion of the judges, was too like Ely's Duke of Devonshire.


### FLORICULTURAL CALENDAR FOR OCTOBER.


**PLANT STOVE.**—Plants of Cactuses that have been kept in the open air or greenhouse, now put into the stove, will bloom immediately.

**GREENHOUSE-PLANTS.**—Those plants that were removed into the greenhouse last month should have plenty of air given them every mild day; but the lights should be close shut up at night, also when cold, damp, wet, or other bad weather prevails, excepting a little at the doors about the middle of the day. The plants should not be watered in the broad-cast manner, as it is termed, but should be attended to singly, so that no plant may be watered, but what is actually dry. To water in the evening is detrimental to the plants, and ought to be avoided. Camellias, if wanted to flower early, should now be placed in a stove.

**FLOWER GARDEN, &c.**—Auriculas must now be removed to their winter quarters and all dead leaves picked off. Carnation layers potted off should be placed for protection during winter. Offsets of the herbaceous kinds of Calceolarias in beds or borders should now be potted off. Cuttings of all greenhouse plants that have been grown in the open border, in beds, &c., such as Heliotropes, Geraniums, shrubby Calceolarias, should be taken off as early as possible in the month, and be struck in heat, in order to have a supply of beds, &c., the next year. Hyacinths and other bulbs should be potted early in the month for forcing. Seeds of Schizanthus, Stocks, Salpiglossis, and similar kinds of plants wanted to bloom early next season, should be sown the first week in the month in pots, and be kept from frost during winter. Perennial and biennial flowers may be divided, and planted off where intended to bloom next year. A cover of soil round the roots should be given to Dahlias, lest a sudden frost coming should injure the crown buds. Seeds of all kinds of flowers not yet gathered should be collected early in the month, or they will be liable to injury by frost. Seeds of most annuals, to bloom early and vigorously, should be sown immediately in the open borders.







*Phlox subulata* var. *subulata* & *subulata* & *subulata* & *subulata*.

THE  
FLORICULTURAL CABINET,

NOVEMBER 1st, 1841.

---

PART I.  
EMBELLISHMENTS.

---

ARTICLE I.

No. 1. FUCHSIA CORDIFOLIA. HEART-LEAVED.

ONOGRARIA. OCTANDRIA MONOGYNIA.

THIS species has been introduced into this country by the London Horticultural Society. It was discovered by Mr. Hartwey on the volcano of Xetuch in South America, at the elevation of ten thousand feet above the sea. It has a robust branched stem, and forms a very compact bush. The leaves are of a deep green, and the stems are red. The plant grows vigorously in the open border, and blooms freely. The flowers have, this season, been higher coloured when grown in doors than in the open air. It is an interesting, handsome flowering species, well deserving cultivation. It strikes readily from cuttings.

No. 2, 3, 4, and 5 are hybrids, which we have raised by cross impregnation with the numerous kinds we previously possessed. We impregnated them with the *F. fulgens*, and out of an immense number of plants we raised we have selected upwards of twenty very strikingly distinct and handsome. They are of vigorous growth and each profuse in blooming. Figures of others, in addition to those we now give, will subsequently appear. The lovely family of Fuchsias well merit cultivation either in the conservatory, greenhouse, or open air, in each situation they are beautiful, graceful in habit, striking in colour and form, and displaying their beauties the greater part of the year in doors, and for half a year in the open air, being especially ornamental at the end of summer and in autumn.

We had a plant of *Fuchsia corymbiflora*, about two feet high, planted in the open border last May, in a sheltered situation from west and north winds; the soil is a light sandy loam, this was moderately enriched with rotten dung. The plant was well attended with watering and training, it grew to upwards of five feet high, and at the summit in July showed a head of bloom; as soon as this made its appearance lateral shoots were produced. The principal raceme, and more than twenty others on the like number of lateral branches, have been finely in bloom for several weeks. On the first produced raceme we counted upwards of two hundred and forty blooms. The plant was an object of universal admiration, and its beauty we cannot do justice to here. We have heard by some that the plant has not realized in all instances what had been anticipated of it; the failure has been from treatment alone. Those persons who keep their plants unpruned, and allow them to produce lateral shoots next season, will, if otherwise properly attended to, find it one of the most ornamental plants that can adorn the flower border. We expect next season to have a number of hybrids from the seed we have saved from our plant, which has been impregnated with kinds most likely to effect a change. We think *F. cordifolia* is a very suitable kind to hybridize with, and recommend our readers to make the experiment; we have no doubt the result will amply compensate for the attention required. We find that the new hybrid kinds we possess, not only bloom early in the spring but they continue till now, and many appear likely to bloom for several weeks to come.

---

## ARTICLE II.

### FLORICULTURAL GLEANINGS.—No. 2.

#### DESCRIPTIVE REMARKS ON A FEW PICOTEES.

BY MR. WILLIAM HARRISON, SECRETARY TO THE FELTON FLORISTS' SOCIETY.

#### ELY'S DOCTOR HORNER.

THIS is another of Ely's choicest Picotees. It well deserves the name of a magnificent variety; and the amateur who grows this and Mrs. Hemmingway, may calculate, with certainty, upon exhibiting two of the finest purple-edged varieties that are in cultivation, provided he succeeds in keeping them from accident, and preserves them in competing order. Dr. Horner gets to a very superior size;

and yet from its good long pod it is not difficult to keep in proper order, like *Fanny Kemble*, and some others. In my opinion it well deserves the name of so distinguished a florist. Its petals are of first-rate form, and of remarkable substance in strength, equalling many tulip petals. Indeed so strong are its guard-leaves, that it will stand till in full bloom, without drooping and without any artificial support for its guard-leaves, which can be said of few other varieties. The ground colour is a brilliant white, and the edging a lightish purple, with here and there an occasional pencilling down the middle of a petal. I see *Ely* has it classed among his heavy-edged varieties, but I think it would be more properly placed in the light-edged class, as its edging is not near so heavy as *Mrs. Hemmingway's*; and, from the superior size of the flower, it perhaps looks a little lighter than it really is. To the amateur, therefore, who either grows for competition or only for his own amusement and gratification, I beg to recommend, as a first-rate picotee, *Ely's Dr. Horner*.

#### MARTIN'S PRINCE GEORGE.

*Martin's Prince George* is another very good Picotee, the ground colour being a most beautifully pure and glittering white, and the edging a heavy dark red; but unfortunately this variety blotches so heavily down the centre of each petal, as very greatly to detract from the value and beauty of the flower in the opinion of many good judges. This, however, seems to be its only fault, as it gets to an excellent size, and has a good round petal, which, with the purity of its ground colour, will perhaps, with the majority of cultivators, be sufficient to counterbalance the defect above mentioned.

#### MARTIN'S UNION.

This is a very pretty little Picotee, with a very pure white ground, and delicately edged with darkish purple. It is nearly entirely free from any marking, except the edging, which is very pretty and correct; but in my opinion the flower is rather too small for successful competition.

#### GIDDING'S BEAUTY OF HEMMINGFORD.

The *Beauty of Hemmingford* is one of the sweetest and most delicate looking flowers that I have yet seen, having a beautifully pure white ground, and a light edging made up of pretty pencillings

of a palish rose colour. The edge is not continuous, being made up of lines or pencillings very regularly round; although, like most other varieties, they have a tendency to extend farthest at the middle of the petals. It is, so far as I have seen, one of the most delicate looking flowers grown, and its petals are of a very good form; but it is apparently only a middle-sized flower.

#### NORTH DURHAM TRIUMPHANT.

This is a Northumbrian Seedling, raised by the gardener of the Hon. H. T. Liddell, M.P., and named in commemoration of his election for the northern division of the county of Durham, after the passing of the Reform Bill. It is a very good white ground, and the edging made up of deep pencillings of darkish purple going completely round the petals. It is a good sized Picotee, with well formed petals, and is well worthy of a place in the southern catalogues.

#### WELLS' JENNY JONES.

Jenny Jones is a beautiful Picotee indeed—a lovely combination of the Lily and the Rose, the ground colour being a very pure white, and the narrow edging a beautiful light red or scarlet. Its first blooms, when I saw them, were entirely free from speckle or pencillings of any description, the edging being light and regularly laid on all round the edge, which gave it a very delicate and striking appearance. It is a middle-sized flower, with petals of a good round form, and, in my opinion, one of the sweetest light-edged varieties in cultivation.

#### THE LITCHFIELD HERO.

This is a superior sized old red-edged variety. The pod is rather thick, and consequently rather apt to burst without timely attention; but when well grown it is a very superior flower, getting to a large size with a fine high round crown. The ground is a very good white, and the edging a blood red, made up of pencillings which extend regularly a good way down from the edges of the petals. It is still well worthy of a place in the bed of the competing florist.

#### ELY'S ELIZA.

This is another of Ely's numerous family, and is a very good flower, although it may perhaps now give way before some of his more modern varieties. It is, however, a very good purple heavy-

edged flower, and I am sure will be cultivated by many amateurs for several seasons yet to come. It possesses a very good white ground, and pretty heavily laced with purple, the petals of a very good form, and the pod long and easily kept from bursting.

#### SHARP'S RED ROVER.

This is a very beautiful Picotee, the ground colour being a very fine white, and the edging a heavy red. It seems pretty free from central blotchings, and so far as I have seen, appears to be only a smallish flower; but this may have arisen from the weakness of the plants which I saw. The leaves are well formed, and it seems a very sweet and desirable variety.

#### THE BEAUTY OF BAILY.

This is a neat Picotee, with a very good white ground, and a light edge of lightish purple, similar to that of Fanny Kemble. It is of the middle size, with well formed petals, and a longish pod, not apt to trouble the grower with bursting.

#### ELY'S MRS. HORNER.

The last, though far from being the least in point of value in my present list, is Ely's Mrs. Horner. This seems to be a favourite flower in every neighbourhood into which it has been imported, and seems destined to secure, as Shakspeare says, "golden opinions from all sorts of people." It is one of Ely's very best varieties, possessing a beautiful white ground, and heavily edged with bright scarlet, with trifling markings down the centre of the petals. Its pod is well formed and not apt to burst, the petals of first rate form, and the flower about the size of Mrs. Hemmingway. It deserves to be, and I am sure soon will be, in the collection of every amateur who is fond of this tribe of Nature's autumnal visitors.

Should the foregoing remarks be acceptable to the readers of the CABINET, I shall pursue the subject at a future opportunity; and in a subsequent paper I shall offer a few similar impartial remarks on a few of the best Carnations at present in cultivation in the North of England.

Felton Bridge End, September 11th, 1841.

[We hope our respected correspondent will favour us with further contributions.—CONDUCTOR.]

## ARTICLE III.

REMARKS ON GERANIUMS, PELARGONIUMS, ROSA  
SULPHUREA, ETC.

BY PROVINS.

HAVING subscribed to the CABINET from the commencement, and finding it useful, pleasing, and instructive, I am anxious as far as circumstances will permit, to render it more correct in certain respects. All florists are not botanists, and it has been the lot of but few to have received a classical education; it may therefore be useful to give a hint or two, in the hope that they may be the means of introducing a more correct mode of expression, if they do not lead to positive accuracy. In the first place with respect to Geraniums and Pelargoniums. Many persons seem to be of opinion that whether the name Geranium or Pelargonium be used is quite immaterial, and the latter being considered most fashionable is usually employed. Now whether a plant be termed a Geranium or a Pelargonium depends on the length of the style; by Geraniums being meant the tribe called Cranes' Bills, and by Pelargoniums the tribe called Storks' Bills: thus the Ibericum and Villosum are Geraniums, and the Daveyanum and Barringtonium, Pelargoniums. Again, few things are more offensive to a person who has enjoyed such an education as has afforded him but a smattering of Latin, as to meet perpetually with what are called false concords. This cannot altogether be rectified: but if the unlearned would, as a rule, take care that the name of a plant ending in *us* was followed by an adjective also ending in *us*, many mistakes would be avoided; thus for the Yellow Lupin, *Lupinus* is followed by *Luteus*; for the Wood Vetch, *Vicia* is followed by *Sylvatica*; and for the Hairy Tare, *Ervum* is followed by *Hirsutum*. Still a difficulty remains, as some adjectives end in *is* or *es*; they must therefore retain their respective terminations, as *Antirrhinum caryophylloides*; but where the name of the plant ends in *um* and the adjective in *is*, the latter should be turned into *e*, as *Hypericum Chinense*, not *Chinensis*. It has, however, been suggested that plants in general might be considered feminine, and the adjective in case of doubt be made to terminate in *a*, but this would be inadmissible in such as terminate *is*, as *tristis*.

A word or two still remains to be said upon the *Rosa Sulphurea*, respecting which, for the information of Elizabeth of Ensham, I have already shown in this work\* that it flourishes on the warm sands of the

\* See the CABINET for April, 1840.



South of France, and that I knew a plant which blossomed annually against a wall on a gravelly soil, and that I also knew an instance of an unusually large bush on a cold and stiff soil, which had never been known to flower. I have also ascertained that another plant in my own immediate neighbourhood, on a warm and loose soil, bloomed regularly, till it was ignorantly destroyed last year. I would recommend Elizabeth, however, to shade her Yellow Rose when in flower, from the mid-day sun, and in dry weather to give it at that time a little water. She need not despair of procuring plants by budding, if the operation be performed by an experienced person. This Article may doubtless be of use to some of your readers, whilst to others it will be uninviting; I therefore request the Editor will throw it aside, or make use of it at his discretion.

I forgot to observe that in the spring of this year, my gardener walked round a garden a few miles off, where he observed the *Rosa Sulphurea* in bloom, and on inquiry I ascertained that the soil was also light and friable.

[We feel greatly obliged by the above communication, and hope the readers of the CABINET may be favoured with others from our correspondent.—CONDUCTOR.]

#### ARTICLE IV.

##### OBSERVATIONS ON PRIZE DAHLIAS.

BY E.

(*Concluded from No. 104, p. 222.*)

THE “watering the plants with a strong solution of manure and blood” is a nostrum of which I have never been recommended the use. A better and a less troublesome plan is the following:—about the end of July or the beginning of August, when the plants have attained their full growth, I place a quantity of manure round the roots of each plant and cover it slightly with soil, and the watering upon this supersedes the watering with the solution of manure, and removes the unpleasantness occasioned to the olfactory nerves, which Mr. Pearson complains of. Nitrate of soda, in the proportion of twelve gallons of water to one pound of nitrate, has been strongly recommended, and I have observed the benefit accruing where judiciously applied round the roots in the early stages of the plant. As the plant increases in size, I thin the lower lateral shoots, lest the natural luxu-

riance of the plant should weaken its resources for the flowering season; by no means do I touch a *leaf* that can be saved, as the nourishment it supplies is far greater than it consumes. Our labour is not yet concluded; one thing more as to the pruning is requisite and indispensable; I leave no more buds than each foot-stalk is well able to support. It will surely never be asserted that a judicious pruning of the shoots and thinning of the buds tends to disfigure a plant. On the contrary, it is one amongst other things which will enable the plant to throw out its foot-stalks well above the foliage, and which, freeing it from the superabundance of wood which conceals and destroys the blooms, cannot but improve its general appearance. How inelegant is a short stunted plant growing in the form of a Peony, and wanting that stately appearance which pruning and high cultivation will give! Mr. Pearson next complains of "the flowers being covered with pots and glasses, to preserve the back petals till the centre ones have time to grow up, and of the plant being by these means rendered such an object that it would disgrace a kitchen garden;" and after this of the "bloom being cut off, and placed in a cellar in air-tight boxes, and that when it is ready for exhibition it was almost as artificial as if it had been made of wax."

In all remarks upon systems of Floriculture, care should be taken that we do not throw obstacles in the way of that delightful pursuit, but that we endeavour, by bringing our experience to bear upon any branch of it, to give the public the benefit of that experience, and, if possible, in place of any particular system of treatment to which we object, to suggest any change we may consider an improvement. If the writers of the remarks I have quoted above had entertained that opinion, and, when they condemned the present mode of treatment, had told us how we could get rid of the shades and at the same time grow blooms of corresponding merit, all the Dahlia growers in the kingdom would rejoice; but I think it will scarcely be denied by those who aim at competition that shades are indispensable. Individuals may be content to grow Dahlias in an unprotected state, and if the appearance from the window of their drawing-room be all that is sought for, they would defeat the object they have in view by the introduction of the shade; but it is in vain for persons who adopt that treatment to compete at an exhibition with the prize grower, who knows full well that it is as extravagant a hope as it would be for himself to attempt to grow Pines on the open ground, or to strip his

vinery of the glass, and expect to carry off a gold Banksian for the best grapes. The Dahlia wherever it succeeds cannot do so without the shade; abandon your shade, and you may as well with it abandon also your Dahlia.

It is almost needless to state what we have to surmount ere we can calculate on rearing a healthy bloom. The slug in the primary stages, the earwig, the thrip, and other insects; the pelting rains, the scorching sun, and the boisterous winds in the more advanced stages, each in their turn discolour and destroy the petals of the bloom, and prevent, where no efficient—and if you like unsightly—protection has been raised, the exhibition of some favourite variety.

The kind of shade I am in the habit of using is made in the following manner:—take a half-inch deal board nine inches square, bore a hole through the centre large enough to admit your little finger; saw a nick from one of the sides to meet the hole in the centre, the nick to be wide enough to allow the stalk of the bloom to pass freely; to the hole in the centre fit a hollow wooden tube having a piece cut out the whole length of the side, something like the lower end of an apple scoop, the opening to be just wide enough for the stalk of the bloom to pass into the tube; the tube to taper at the lower end, and to be thick enough at the other to prevent its passing more than half through the hole in the board. Underneath the board, and immediately opposite to the nick, a shaft, from twelve to sixteen inches in length, three quarters of an inch in depth, and half an inch in width, is firmly nailed. To hang this shade upon the pole, another and a thicker piece of board is made use of; the following are the dimensions:—length six inches, width four inches, and thickness one inch; towards one side of this a hole two inches in diameter is bored to admit of its sliding up and down the pole; and a wedge attached in the usual way to fix it at any height required; on the upper side of the board two light staples, about two inches and a-half in length, are driven in at three inches apart, and to such a depth only, and in such a position as to permit the shaft of the other board to pass clear of the pole, and through or under both staples, and to receive support from them when the shade hangs in a horizontal position.

In fixing the shade, first pass the smallest board, with the staples uppermost, down the pole, let some one hold it at the height required

for the bloom you intend to shade, pass the shaft of the shade carefully through the staples, then move the stalk of the bloom through the nick into the hollow tube, which must be immediately turned half round to prevent the bloom escaping back again, and with a hammer fasten the wedge to keep the whole apparatus firm. The bloom stands, by help of the tube, just free of the board; turn a flower pot or glass over it, and your shade is complete.

Three of these shades at a time may be attached to a plant, if required; and by fixing them to the single pole inside the slug pot you avoid the risk of injuring the roots, as you must inevitably do by the general system of making a fresh hole with the stake every time a flower requires the shade; also your shades stand much steadier, indeed they cannot possibly move; no slugs can approach the plant; and besides, with these the plant does not look so much like a "scarecrow," since no more poles are used than in cases where the shades are altogether dispensed with; and the foliage serves to conceal a great part of the apparatus.

As to the "*air-tight boxes*," I consider them wholly needless for all practicable purposes. If some persons can, without the aid of these boxes, and after travelling from one hundred to two hundred miles with their blooms, produce them in such a condition as to obtain the Premier prizes, I think we put ourselves to unnecessary trouble if we resort to any such fancies.

Such are my humble opinions upon the cultivation of Prize Dahlias, and I will only add that should I have failed in establishing the claims of the Dahlia to the distinguished place it is entitled to hold in the estimation of the florist, I trust that others, who by talent and experience are far better qualified than myself to undertake the task, will not hesitate to complete it.

*Lincolnshire.*

---

## ARTICLE V.

### ON EXHIBITING FLORISTS' FLOWERS.

BY FLORISTA, RUGBY, WARWICKSHIRE.

THAT the present age is one of improvement in all departments of horticulture, the annual splendid exhibitions in different parts of the kingdom fully testify; yet, from practical observation, it forcibly occurs to me that an evil exists in many societies in the mode of ex-

hibiting florists' flowers, which requires immediate amendment; and I therefore trust the consideration of the subject will be taken up by the committees of every society, where this practice is permitted, to the end that it may be fully discussed in all points.

It is the prevailing custom at various shows to judge flowers in classes; and in many places where this plan exists, the same variety of flower is not permitted to be exhibited more than once in its class, except where premiers are given. The tendency of this mischievous and impolitic principle leads to great disappointment in the minds of visitors as regards this part of the exhibition, who, upon inspecting the various classes of prize flowers, in expectation of seeing only *first rate* varieties, find that out of a row of perhaps from eight to twelve blooms, there are not half a dozen in which the requisite qualifications of a fine flower are fully developed; the remainder (from the contracted principle upon which the judges are bound to act) being composed not of the best flowers (because it would take in a second time the same sort), but, for *varieties* sake, inferior ones, very few of which would attract the notice of a grower were he to see them in a collection; when on inspecting the stage where the unsuccessful flowers have been deposited they discover splendid blooms, infinitely superior to many of those placed as winning flowers; and the decision of the judges becomes naturally questioned.

It is universally admitted, that the acknowledged object of all horticultural societies is to promote the cultivation of fruits, flowers, &c., by creating an emulative spirit amongst the various growers to produce the finest specimen; then why should any regulation be suffered to remain in force, tending to defeat so praiseworthy an object?

It is not unreasonable to suppose that a small grower with his score pots of leading flowers, being able occasionally to produce a bloom that might compete with growers on a much larger scale, and yet fail to obtain the precedence, and whose reward and encouragement for future efforts is in seeing his flowers placed on the discarded stand; such flowers, being meritorious ones, would have stood prominent in classes, if an unlimited mode of exhibiting had been adopted. I am convinced that amateurs who only possess means of growing on a limited scale, but whose principal chance of success is in classes, would be induced to enter the field of competition, instead of being deterred by the overwhelming chances against them.

Another advantage might I think accrue to wholesale growers, as it would in all probability lead to an increased demand for *good sorts*, whilst the inferior varieties would naturally improve the stock of border flowers, by an addition of such sorts as ought never to have been exhibited on a prize stage.

I would suggest that a committee of growers be appointed by each horticultural society in the kingdom, and that they be instructed to decide upon the price at which new productions ought to be sent out, and also to grant certificates under their hands, containing a true statement of the real merits of such flowers, which I apprehend would be an ample guarantee to purchasers; the public would not then so often see the announcement of new varieties going out with a character of "first rate," which after being thus introduced, bloom, then sink into oblivion, and are heard of no more.

I anticipate that my suggestion will meet with the decided opposition of those parties who are in the habit of sending out annually numbers of seedlings, by which florists' flowers have of late increased in quantity more than quality; but if such persons had been purchasers at a high price of worthless varieties, I think they would be as anxious as myself to have a standard adopted for testing the merits of new flowers.

As exhibiting in classes is the adopted mode of testing the merits of flowers singly, let them be thrown open so as to admit all the best blooms, whether of one variety or several, and at once set aside the narrow principle which dictates the placing of secondary sorts, for varieties sake; then we shall soon perceive that in many points the interests of florists will progress as rapidly as they have of late retrograded.

[It is very general now for seedlings, of what are termed florist flowers, to be exhibited in single specimens the first season, and in increased numbers of six or more the second, at some of the principal exhibitions in this country, and before sending out as first rate flowers to have been approved there, and then offered to the public in the third season, if there be stock to justify so doing, so that our correspondent mistakes if the assertion is meant to apply to all.

Formerly, when floral exhibitions were much less numerous and extensive than now, specimens of seedling flowers were generally shown very locally, and but at a few small exhibitions, perhaps in

many instances where the decision of merit was, by local custom, or when the judges being unacquainted with the generally required properties, decided erroneously, there was considerable risk in purchasing, although the proprietor sent it out under such existing circumstances, with the greatest confidence of merit, because of its being an approved flower. New kinds of florist flowers are annually sent out, and the increase is manifold upon the period we above refer to; but the ratio of disappointment in each tribe of flowers is not now anything near equal in proportion. The improvement in the knowledge of the really constituted merits of a flower, and that becoming so universally, the facilities for travelling rendering it convenient now for persons from every part of the kingdom to attend the general exhibitions, and seedlings being an especial object of inspection, there is not much danger to be apprehended from an attempt to impose bad flowers for really good ones; and should even an experiment be tried it would now only succeed to a very limited extent, and the person meet with merited chastisement.

Extensive dealers, too, are now equally careful in purchasing flowers before a sufficient trial has been had to justify their merits, so that they can with confidence offer them to the public, and allowing for the casualties of an unfavourable season or improper mode of cultivation, general expectation is realized. Although we state thus much in defence of the trade, as it is termed, in general, and that suspicion of attempts to deceive purchasers need not be entertained now as formerly, we should be glad, and so will the trade generally, for committees to be appointed; it would further benefit that class of persons equally to amateur purchasers.

We hope some of our readers will give the entire communication of our correspondent their attention, and favour us with their opinions on the subject of exhibiting as proposed.—CONDUCTOR.]

---

## ARTICLE VI.

### ON FORCING THE HYACINTH, AND CULTURE OF IN MOSS.

[*Read at the Meeting of the West London Gardeners' Association for Mutual Instruction.*]

COMMUNICATED BY MR. THOMPSON.

MR. SHEARER read his paper on the forcing of the Hyacinth. In the beginning of October a few are placed in pots and glasses, preferring the single sorts for early forcing, which, if required, could be

flowered at Christmas. Others are planted at the end of October, and the last succession about the middle of November. The pots upright thirty-two's, about seven inches deep and four inches wide; the soil half road-sand and half leaf-mould, with good drainage, the bulb gently pressed into the soil above the brim of the pot. They are placed on coal-ashes, in any open spare part of the garden, covered eight inches with old tan or leaf-mould, as a rustiness, or canker, was produced on the young leaves and flowers by coming in contact with coal-ashes. In eight or ten weeks they will generally be found in a fit state to be removed to the greenhouse, or any cold pit. From thence the most forward are removed to a house in which the temperature is kept from  $60^{\circ}$  to  $65^{\circ}$ , and placed about eighteen inches from the glass. If any showed indications of expanding their flowers before the stem was of sufficient length above the bulb, a piece of grey paper, of the desired length of the stem, was wrapped around the pot, and then placed in a cucumber-frame, with the temperature from  $70^{\circ}$  to  $75^{\circ}$ . In the latter end of December, or early in January, they rise six or eight inches in about ten days; if later in the season, they advance quicker. When fully expanded, they are taken to the temperature of  $60^{\circ}$ , and finally to the greenhouse. He adopts the same practice with them when grown in glasses; first placing them in a dark room, to encourage the protrusion of roots, with a change of water once a week until they are removed into the frame or forcing-house, when a fresh supply should be given every day. The constituent elements by which plants are supported was thus explained:—That carbon is obtained by them in the form of carbonic acid gas derived from the atmosphere, generated there by the respiration of animals, and in the soil by the decay of vegetable matter; and this with its compounds is absorbed by the roots, and inhaled by the leaves. When acted upon by heat and light, the carbon is retained and the oxygen evolved. Among many other observations, he remarked that the roots of plants appropriated for their own support the nutritious matter contained in the water, that the residue causes putrefaction, and generates animalcula destructive to the roots and to vegetable life. Hence the necessity of changing the water when the Hyacinths are in a rapidly-growing state. He produced on the table two fine specimens grown in glasses. In one of the glasses a table-spoonful of charcoal was mixed with the water, and in the other the same quantity of chalk, (the carbonate of lime;) by which experi-



ments, repeatedly tried, he proved their efficacy in preserving the waters pure from the time they were put in the glasses until after flowering.

Mr. Massie agreed with Mr. Shearer that coal-ashes injured the tops of the leaves. He preferred old tan, as leaf-mould was generally infested with slugs. The water he used was preserved by boiling it. He recommended the greater portion of the compost to be decomposed cow-dung for growing them in beds.

Mr. Sherwood was of opinion that, by boiling the water, the acid, if it contained any, would be removed.

Mr. Guilfoyle always covered with leaves: the compost one-half road-scrapings, one quarter cow-dung, and one quarter light loam.

Mr. Caie considered that the vegetable particles in water are destroyed, either by boiling, by the admixture of lime or of charcoal, or, as directed by Mr. Kerman, by a small quantity of nitre to perpetuate its freshness.

Mr. Morse observed a difficulty in forcing the double yellows. When removed from the tan, he always covered them with loose hay, to induce them to throw up good stems. He found, in cutting the bulbs of such as did not rise well, that they were rotten. He was fearful, when the brown paper was removed, that a sudden exposure to light would injure the leaves; but in all other particulars he approved of the essay.

Mr. Guilfoyle alluded to the practice adopted in Holland, where they were grown and increased in soils naturally sandy. He used cow-dung and coarse sand for flowering them in beds.

Mr. Morse observed that, after forcing, the bulbs were not restored to their original vigour for three years. He planted four inches deep in cow-dung and loam, and always found it difficult to produce good bulbs from offsets.

Mr. Caie.—Deep planting was the best way to restore them to vigour. He detailed many systems which he adopted at Woburn Abbey, and believed that a gay appearance could be given to flower-gardens in early spring, by planting in beds, and forming into groups of diversified colours, Scillas, Anemonies, Cyclamens, and many other bulbs invaluable for early flowering.

Mr. Shearer never particularly noticed any difficulty in forcing the double yellows. The specimens exhibited were Daniel O'Connell and Princess Charlotte. He tried to grow them in sand and in

dark places, but not with the same success as with the system he detailed.

The Secretary then read the following communication from Mr. Henry Bowers, gardener and forester at Laleham, near Chertsey, in answer to a request to be favoured with a detail of his system of growing Hyacinths in moss:—" I procure a quantity of sound bulbs, such as feel weighty and have a clean solid ring at bottom, then number each variety, and make a list of all, as a reference either for the curiosity of ladies and gentlemen, or for the information of the young gardener. Thus prepared, about the 20th of October I get a quantity of the greenest moss; if matted, it must be well separated with the hands; also a number of clean pots of three sizes, namely, large 48's, large 32's, and flat 24's. Place an oyster-shell, or a piece of potsherd, at the bottom of each pot, and fill closely with the prepared moss, to appear like a heaped measure. Take the 48 size, and displace with the finger a little of the moss in the centre, where the bulb is carefully pressed in. As the work proceeds, rub a little white paint on the side of the pot, and with a lead pencil mark the number of the sorts as per list, and one letter signifying the colour, as B for blue. Take the next size, 32, and in like manner place three bulbs at equal distances, and of three distinct colours; next flat 24, in which four or five could be placed, the fifth to be chosen the strongest and best, placed in the middle, a little elevated in the moss, where it gives a pyramidal appearance to the whole. The pots, containing three or four bulbs, should be numbered on the side close to the bulbs, by which they will be distinctly known, the fifth marked with an asterisk, thus \*. When all are done in this order, I give them a plentiful watering, and place them in a three-light box, or in a sheltered corner of the melon-ground, with other bulbs, covered with twelve inches of coal-ashes or old tan, and from thence they are taken to the forcing-house as required, until the middle of March, when the remainder can be removed to a frame or greenhouse, and flowered for the drawing-room. They require plenty of air, and protection from frost; watering to be repeated every third day in fine weather, and once a week in dull seasons. I have placed pans of water under some, but without any beneficial effect. Indeed, after various experiments, I prefer the regular application of water as the season will admit. In the course of three weeks they will push forth sponglets into the moss, where they will flourish vigorously. The

heat of the rose-house, or succession pine-stove, will bring them into flower in three or four weeks in December, January, and February, and in a much shorter period as the season advances. I always use clean water of the temperature of the house; and where there is no cistern, vessels filled with water, placed in the house during the night, will be fit for use next morning. When the plants are in flower, they may be placed in a variety of shapes to advantage. They can be placed in fancy baskets, as they are extremely light, and the pots easily concealed by strewing a little fresh moss over the surface,—or in the most ornamental situations, without fear of injuring the furniture; or the pots may be taken away by turning the plant down, and tapping the pot all round with the hand until the moss and roots slip out, when they could be placed in baskets, vases, or in other ornaments, without injuring the roots or breaking the moss. Place some moss round the sides to keep them steady, sprinkle the whole with clean water, and remove them to their allotted places. Having placed the baskets on large tea-trays, water to be given from a fine rose watering-pot twice a-week over the flowers to refresh them, and to renew their very sweet odour.” He advised, when the plants are in flower, to take them out of the pots as directed, and to pick all the moss from the roots, then to pass a thread loosely round the roots, and to slip them into the glasses filled with water. When the flower-guards are put on, all are complete for windows, &c. &c., the glasses to be filled with fresh water every third day.

---

## PART II.

### LIST OF NEW AND RARE PLANTS.

*BOSSIAEA DISTICHA*.—Double rowed. (Bot. Reg. 55.) Leguminosæ. Didelphia Decandria. This pretty flowering greenhouse shrub has been introduced into this country by Captain Mangles, R.N., from the Swan River colony. It has bloomed in the garden of the London Horticultural Society. The plant grows erect, branching, and flowers very freely. The blossoms are large for the size of the plant, about three quarters of an inch across, yellow with a crimson-red stained margin, round a small yellow eye. It is a graceful, neat, and pretty flowering plant, well meriting a place in the greenhouse.

*BURLINGTONIA RIGIDA*.—Rigid stemmed. (Pax. Mag. Bot. 193.) Orchidaceæ. Gynandria Monandria. A beautiful flowering epiphyte. The flower-stems are erect, each bearing four or five flowers nearly two inches across; white, delicately tinged, and veined with pale pink. There is a fine specimen of it in Messrs. Loddiges' collection at Hackney Nursery.

*CÆLOGYNE CRISTATA*.—Crested. (Bot. Reg. 57.) Orchidaceæ. Gynandria Monandria. A very showy Indian species, which has recently bloomed in the collection of George Barker, Esq., Springfield, Birmingham; and a medal was awarded by the London Horticultural Society for a specimen exhibited at the

rooms in Regent-street. It is a native of Nepaul. Each flower is about three inches across, white, except there are some streaks and lines of yellow on the labellum.

*CUPHEA MELVILLIA*.—Melville's Cuphea. (Pax. Mag. Bot. 197.) Lythraceæ. Dodecandria Monogynia. A native of British Guiana. It is a stove herbaceous perennial plant, blooming from May to November. It is like *Salvia splendens*, &c., in its mode of growth, each shoot terminating in a simple raceme of twenty or more flowers. Each flower is about an inch and a half long. The calyx is the coloured part, having no petals; the tubular part, to about a quarter of an inch of the end, is of a fine crimson red, the end being green. We recently saw a fine specimen in bloom at Messrs. Henderson's Nursery. The plant deserves a place in every collection of stove plants. It is of easy culture, and readily increased by cuttings.

*EPIDENDRUM CALOCHEILUM*.—Beautiful lipped. (Bot. Mag. 3898.) Orchidaceæ. Gynandria Monandria. From Guatemala, and has bloomed in the Woburn collection. The flowers are numerous, on a spreading peduncle. Each flower is about two inches across. Sepals of a yellow green, with a dull purple blotch below the apex. Labellum yellow veined, and reddish veins at the base.

*MIRBELIA SPECIOSA*.—Showy. (Bot. Reg. 58.) Leguminosæ. Decandria Monogynia. A shrubby greenhouse plant, from New Holland. The flowers are of a violet-purple colour, with a yellow vexillum, each being about half an inch across. It grows and blooms freely.

*MORMODES PARDINA*.—Leopard spotted. (Bot. Mag. 3900.) Orchidaceæ. Gynandria Monandria. This beautiful species has bloomed in the Woburn collection. The flowers are produced numerously in a naked raceme, each flower, when extended, being near three inches across; they are yellow, profusely spotted with red. The present species is much more lively and showy than the variety unicolor, which we noticed in our September Number.

*SALVIA CONFERTIFLORA*; VAR. B.—Thick-flowered. (Bot. Mag. 3899.) Labiatae. Diandria Monogynia. From the Organ Mountains of Brazil. It has bloomed in the Glasgow Botanic Garden, coming to a greater perfection in the greenhouse than the open ground. The plant grows to three or four feet high. The flowers are produced in long raceme, of a bright-red colour, except the portion within and just above the calyx, which is a clear white. The present plant is much superior to the original species, whose flowers are of a dullish orange-red. The spike of the present variety is half a yard long.

*STATICE MONOPETALA*.—Monopetalous Sea Lavendar. (Bot. Reg. 54.) Plumbaginaceæ. Pentandria Pentagynia. Found wild in the southern parts of Europe, and in the north of Africa. It is a shrubby plant, nearly hardy. It blooms freely from July to September. The flowers are produced in a panicle of spikes, each blossom being near an inch across, and of a bright rose colour.

*STROBILANTHES SESSILIS*.—Sessile flowered. (Bot. Mag. 3902.) Ruelliaceæ. Decandria Monogynia. Sent from Bombay to the Edinburgh Botanic Garden in 1833, and bloomed very freely in April of the present year. It is a herbaceous perennial plant, the stems rising half a yard high. The flowers are generally produced in pairs, a pair at each of the axil of the leaves to the terminations of the stems. The flower is funnel-shaped, rather more than an inch long, and about an inch across the mouth; the tubular portion of a beautiful rosy lilac, the limb marked and suffused with violet. It is a beautiful flowering stove-plant.

*TABERNÆMONTANA DICHOTOMA*.—The forked. (Bot. Reg. 53.) Apocynaceæ. Pentandria Monogynia. From Ceylon. A beautiful fragrant flowering stove-plant. In its native country it grows to five yards high. It has bloomed in the stove collection at Sion-House gardens. It is a branching shrubby plant; the leaves are thick, from six to eight inches long, and about half as broad. The flowers are produced in simple or compound racemes at the extreme divisions of the branchlets; they are remote, large, white, with a yellow tube, scarcely fragrant. Each flower is about three inches across.

*TITHONIA OVATA*.—Ovate-leaved. (Bot. Mag. 3901.) Compositæ Seneci-

onideæ. Syngenesia Superflua. From Mexico. It is a strong growing plant, blooming in the open border in autumn. The flowers are of a deep orange-yellow colour, each being about two inches across, produced in a short terminal kind of corymb.

---

PLANTS NOTICED IN BOTANICAL REGISTER NOT FIGURED.

**TRITELIA AUREA.**—A small bulbous-rooted plant. The flowers are a deep yellow. It has lately flowered with Captain Sullivan, who brought it from Monte Video, and who sent it to Sir C. Lemon, Bart., at Carcleu.

**MORMODES AROMATICUM.**—From Mexico. It is of a pale pink, with dull red specks. The flowers have a powerful odour, like aromatic vinegar.

**EULOPHIA SQUALIDA.**—A terrestrial orchideous plant, with foliage like a Bletia; scape rises half a yard high, having dingy pale flowers.

**DENDROBIUM EXCISUM.**—From Siucapore. It is very like *D. revolutum* or *calcaratum*.

**FUCHSIA RADICANS.**—From Brazil. It has a creeping stem, which roots like ivy. The flowers are very like those of *F. macrostema*, about two inches and a half long.

**CATASETUM FULIGINOSUM.**—Its habit is that of *C. tridentatum*; but the flowers are in a dense erect raceme, of a deep green colour, spotted with a dull black purple. Lip stained with pale purple. It has lately bloomed in the collection at Sion Gardens.

**LOBELIA PYRAMIDALIS.**—From the Himalayas. It is a herbaceous plant. The leaves are narrow, long, lanceolate, finely serrated. The flowers are about an inch long, of a greenish-violet colour.

**NIPHÆA OBLONGA.**—Mr. Hartweg sent this from Guatemala to the London Horticultural Society. The present is an herbaceous plant, having hairy, fleshy, oblong, serrated leaves, like those of a *Gloxinia*, and bearing a cluster of large snow-white flowers at the summit of the stem. It is a *Gesneraceous* plant, but it approaches near to *Gloxinia*.

---

NOTICED IN NURSERIES, &c-

*At Mr. Henderson's Nursery.*

**LOBELIA BICOLOR.**—Flowers pale lilac; leaves very prettily veined. Greenhouse.

**CYANOTUS AXILLARIS.**—Flowers fine blue, and with its singularly pretty feathery stamens is very beautiful. Greenhouse.

**BEGONIA MARTYNIA.**—The foliage is very pretty, dark, handsomely notched. It blooms very freely; the flowers are flesh-coloured. Stove.

**IPOMÆA HARDINGII.**—The leaf is as large, and somewhat like in form, as one of the Tulip Tree. The flower is large too, of a pretty lilac, with fine purple plaits. Stove.

**MALVA CAMPANULATA.**—Flowers freely, of a pretty light lilac colour. Greenhouse.

**SOLANUM CRISPUM.**—The flowers are of a pretty pale blue. Greenhouse.

**MENANTHUS CÆRULEA PUNCTATA.**—The leaves and habit of the plant is very like a *Hovea*. The flowers are produced in spikes, blue, very neat and pretty. Greenhouse.

*At Messrs. Low and Co's.*

**MARTYNIA.**—An unnamed new species, with large cordate leaves. The stem is about two feet and a half high, crowned with a panicle of flowers. Each flower is about an inch and a half long, of beautiful orange colour, spotted and streaked handsomely in the inside. Greenhouse.

**EUPHORBIA SANGUINEA.**—The leaf is cordate, of a deep purple colour; it has not yet bloomed, but it is a handsome-looking plant, well deserving a place in every collection of stove or greenhouse plants.

**BRUGMANSIA PARVIFLORA.**—The plant is quite of a dwarf habit, the flowers of a pretty orange colour, each being about an inch and a half long. Greenhouse.

**GESNERIA ZEBRINA.**—The leaf is kidney-shaped, with reddish veins. The flowers are produced in large panicles, forty or more in each. The outside of the flower is scarlet at the upper side and yellow underneath; the inside is most numerous and beautifully spotted with crimson. It is a very handsome flowering species. Each flower is about an inch and a half across. Stove.

**BEGONIA PUNCTATA.**—A new species, not bloomed; the leaf is large, prettily spotted with dark.

**BORONIA VIMINEA.**—A very pretty plant, blooming profusely. Each flower is about a quarter of an inch across, of a pink colour. The plant had then been (September 27th) six months in bloom in the greenhouse.

**PIMELEA SPECTABILE.**—The flower is the colour of *Hispidia*, but twice the size. Greenhouse.

**PIMELEA HENDERSONIA.**—The flowers are of a pretty pink colour, about a quarter of an inch across. Both kinds are pretty, and well deserve a place in the greenhouse.

**GOMPHOLOBIUM KNIGHTIANUM.**—A new species. Flowers about the size of *G. polymorphum*, of a pretty rosy-lilac colour.

*London Horticultural Society's Garden.*

**SALVIA DULCIS.**—Like *S. Grahami* in growth, the flowers of a beautiful rose colour. Like the *Salvias* in general, it will do well in the open air in summer, or in the greenhouse.

**SALVIA REGLA.**—We noticed this in a recent number. We observed that the plants bloomed more freely in the open ground than in the conservatory. Its pretty red flowers making it very showy. It was in fine bloom in October, and no doubt would continue till frost destroyed the spikes.

**BECKIA CAMPHORATA.**—The plant is slender, blooming most profusely; the blossoms principally at the upper side of its spikes, which are near two feet long. Each flower is about a quarter of an inch across, white, with a slight blushing. A very handsome greenhouse plant.

## PART III.

### MISCELLANEOUS INTELLIGENCE.

#### QUERIES.

ON PLANTING *RANUNCULUS* AND *ANEMONIES* TO BLOOM IN JUNE.—A constant subscriber to the *FLORICULTURAL CABINET* would feel obliged if the Conductor would favour him with an answer to the following queries:—

At what time should *Anemonies* and *Ranunculuses* be planted to be in full bloom about the middle of June?

[About the middle of March. We have done it for years.—CONDUCTOR.]

The usual treatment of *Amaryllis formosissima* and *Alstromerias*?

Sept. 23d, 1841.

R. W. C.

[We will give an article on each in our next.—CONDUCTOR.]

ON INCREASING THE DOUBLE-FLOWED *LYCHNIS*.—Having purchased, some time since, a plant of double-flowered *Lychnis*, having a single stem, I should

be obliged by some information as to its management in the way of increase. The nurseryman of whom I purchased it tells me it is difficult of striking owing to its tubular stem.

Sept. 24th, 1841.

A SUBSCRIBER.

[The plant usually produces suckers, if cut down early after blooming. If the stems be cut off before the blossoms expand, and be cut into pieces, by cutting horizontally through close under a joint, and leave a joint above the soil, such cuttings, inserted in sandy loam or sandy peat, and put into a slight heat, will very readily strike root.—CONDUCTOR.]

PLANTS WHICH WILL GROW UNDER THE SHADE OF TREES.—I have a bank of large trees in my pleasure grounds which I am desirous of covering with some dwarf plants that will flourish in the shade; I want to plant before winter, so that an early answer will oblige.

Herts, October 18, 1841.

LUCY.

Spurge Laurel; *Daphne pontica*; the broad, narrow leaved, purple, and variegated Periwinkles; Box may be kept as low as desired by pruning; Butchers' Broom, and Alexandrian Laurel; the common Laurel kept pruned down; the Holly so pruned,—we have seen both attended to so as to become like horizontal growing plants; *Rhododendron ponticum* and *maximum*, where a free admission of air draws under the trees; several of the *Berberis*'s, as the holly leaved, but they are too dear to plant to a great extent as yet; *Lauristinus*, if there be a free current of air. Several *Vaccinium*s do well and fruit freely; Irish Ivy covers rapidly and is easily prevented ascending the trees. The above are evergreen, and make a permanent green covering. For a very dwarf and most rapid cover the large broad-leaved Periwinkle and Irish Ivy are the best. Near to the margin of a walk it would give a pretty relief to have a few flowers which flower in such situations, such as *Arabis grandiflora*, white; Hound's Tongue, blue; Double White Wood Anemone, Lily of the Valley, Winter Aconite, the various Primroses, Single Hyacinths, Squills, Wood Sorrel.

ON TRELLISES.—You, or some correspondent, would confer a great favour on many of your distant friends by describing and figuring the various sorts of trellises most suitable for climbing plants when grown in pots. The sort of material and mode of attaching the trellis to the pot should be mentioned, so that a workman may be able to construct them. Climbing plants are now attracting the attention they deserve, and yet of all others they are the most awkward in the hands of an amateur.

FLORA.

#### ANSWERS.

ON PRIORY QUEEN PELARGONIUM.—In answer to a question asked by C. W. F. in the present October Number of the CABINET, I beg to say the Pelargonium, called the Priory Queen, was, I believe, raised by Mr. Bassett at the Priory, Bodmin, in Cornwall, and sold to Messrs. Pince and Co., of Exeter, by whom it was sent out.

Oct. 18th, 1841.

AJAX.

ON THE DOUBLE YELLOW ROSE.—Your wishing for all information respecting the Double Yellow Rose, I herewith send you a description of one in the garden at Albury Hall, Herts, where no kind of care or attention is paid to it beyond cutting out the superabundant shoots in winter. It is planted against a north wall, where it has stood many years, and always blooms and expands its blossoms admirably every year. It is growing in a very stiff loam, without manure ever being applied to it.

Oct. 6, 1841.

HERTS.

ON THE SIZES OF POTS.—A correspondent in the September Number of the CABINET wishing to know the size of flower-pots, I take the liberty of sending you the following, which may be useful to many of your subscribers as well as W. G. B.:—

1st size, called	Thimbles,		2 inches wide,	1½ inch deep.
2d ditto	Sixties	(60s.)	3 inches wide,	3 inches deep.
3d ditto	Forty-eights	(48s.)	4 inches wide,	5 inches deep.
4th ditto	Thirty-twos	(32s.)	5 inches wide,	6 inches deep.
5th ditto	Twenty-fours	(24s.)	6 inches wide,	6 inches deep.
6th ditto	Sixteens	(16s.)	8 inches wide,	8 inches deep.
7th ditto	Twelves	(12s.)	8½ inches wide,	9 inches deep.
8th ditto	Eights	(8s.)	9 inches wide,	10 inches deep.
9th ditto	Sixes	(6s.)	10 inches wide,	11 inches deep.
10th ditto	Fours	(4s.)	11 inches wide,	12 inches deep.
11th ditto	Twos	(2s.)	12 inches wide,	12 inches deep.

In all these sizes there are trifling variations in forming what are called flats and uprights.

Oct. 6th, 1841.

A NORTH BRITON

MR. EDITOR,—In order to redeem my promise, and meet the desire of your correspondent, I beg leave to subjoin the method which I adopt in the preservation of Dahlia roots during winter.

The practice pursued by dahlia-growers generally has been to pack them in dry sand, or something of that nature, and then to place them in some situation where they may remain dormant during winter; but I am led to imagine that those who pursue this plan will be very frequently subjected to disappointment when they draw them forth in the succeeding spring. When I had experienced a series of disappointments resulting from this treatment of the roots, I began to consider whether this might not be obviated by the adoption of a different management; and after experimenting in a variety of ways, I have been led to give a decided preference to the following mode:—When the Dahlia season is past, and the tops have properly withered, I take up the roots and place them in the greenhouse or vinery, so that they may be thoroughly seasoned. I then place them in the garden-house, on a raised frame made of boards placed two or three inches apart, so as to admit of a free current of air passing between the roots. If there is any danger likely to arise from frost, some straw or a few mats can be placed over them; but as I have a fire for the purpose of warming the greenhouse in frosty weather, the use of mats is unnecessary. Those who have not these conveniences may still, with a little planning and attention, adapt this method to their individual circumstances. As an evidence of the superior safety of this mode of preservation, out of nearly 200 which I kept last winter I did not lose a single root.

And now the labour of a year has gone,  
 The Dahlia's bloom has pass'd away;  
 It dies, but, cared for, it will bloom again,  
 The fair attendant of a summer day.  
 Thus nature perishes that it may spring  
 Enliven'd from drear winter's stormy blast;  
 And man holds this a type, that he may hope  
 To bloom again when nature's self has pass'd.

I remain, &c.

Oak Leigh, near Northwich,  
 Oct. 21st, 1841.

JAMES M'MILLAN,  
 Gardener to C. W. Newman, Esq.

#### REMARKS.

DATURA ARBOREA.—A correspondent, "H. S." of Farnham, near Cavan, says, that he has a specimen of Brugmansia sanguinea, which instead of cutting down low in the spring in order to make it flower, as mentioned by "P. W. J.," in p. 612, he merely prunes to keep within bounds. The plant has been in a tub



about one foot in diameter for some years, placed in a conservatory on the centre border, into which the roots have penetrated. He finds it necessary to keep it dry during the winter, and the water that he does use is placed in the house some time before it is required. The dimensions of his plant are, height eleven feet and a half, circumference of the stem eleven inches, and of the branches thirty-nine feet; it has been in flower since May, and has now one hundred flowers on it, averaging nine inches in length.—*Gardeners' Chronicle*.

LONDON HORTICULTURAL SOCIETY. *Meeting on 5th October*.—Mr. Walker, gardener to T. Harris, Esq., sent a magnificent specimen of *Oncidium Báveri*, for which a Banksian medal was awarded; with plants of the well-known *Zygopetalum crinitum*, and *Stanhópea insignis*, and cut flowers of *Peristéria elata*, the "Spirito Santo" of the Mexicans, and of the beautiful *Tacsónia pinnatistipula*. A well-grown plant of *Lisianthus Russellianus* was exhibited by Mr. Cuthill. From Messrs. Veitch and Son were two plants of a new *Gloxinia*, imported from Brazil; the flowers were like those of *speciosa*, but the leaves are of a very large size, and have a pale mark running along the veins; a certificate was awarded for it. Messrs. Chandler and Son sent a handsome specimen of *Sedum Sieböldii*, a Japanese species, which has proved quite hardy, and is admirably adapted for growing on rocks; two plants of the curious *Sempervivum aristatum*, and a tray of singular tipped Dahlias, which, though not florist's flowers, will yet be found showy plants for the border; a certificate was given for the *Sedum*. Mr. Jackson exhibited a fine collection of specimen Heaths, for which a Banksian medal was awarded; among them, *Banksiana* for its singularity, and *retorta major*, *Archeriana*, and *exsurgens coccinea*, for their beauty were deserving of notice. W. H. Storey, Esq., sent a seedling *Epacris*, named *grandiflora rosea*. Mrs. Lawrence had a small collection of plants, among which was a very handsome specimen of *Aphelandria cristata*, with several fine orange scarlet spikes of flowers, for which a Banksian medal was given; among the other plants worthy of notice were *Maxillária Steélii*, with brown spotted flowers, and leaves like whip-lashes; *Epidendrum ciliare*, and a seedling *Euphorbia*, raised between *splendens* and *Brónnii*. Mr. Mills exhibited handsome plants of *Ipomœa Horsfalliæ*, and *Manétia cordata*, with a brace of Yarmouth hybrid Cucumbers, grown in his improved pit; for the latter a certificate was given. From Mr. Bateman were cut flowers of *Odontoglossum grande*, *Gongora maculata*, *Maxillária pallidiflora*, and *Dendrobium chrysanthum*; the latter is one of the most beautiful of its class, producing as it does masses of brilliant orange flowers, relieved by a rich brown spot in the centre; a Banksian medal was awarded for this. Banksian medals were given to Messrs. Wood and Son, and Messrs. Lane and Son, for their collections of autumnal Roses. Among the more desirable were—*Bourbon*: *Armosa*, *Queen*, *Gloire des Rosamènes*, *Julie de Loynnes*, *Madame Desprèz*, and *Theresita*. *Perpetual*: *Antinous*, *Belle Italienne*, *Isaure L'Ablée*, *Rose du Roi*, *Bernard*, *Billiard*, and *Prudhomme*. *Hybrid Perpetual*: *General Allard*, *Comte de Paris*, *Madame Laffay*, *Victoria*, *Fulgorie*, and *Princess Hélène*. *China*: *Pulchella*, *Captain Parry*, *Napoleon*, *Lady of the Lake*, *Fabvier*, *Theresia Stravius*, and *Cramoisie éblouissante*. *Tea*: *Goubault*, *Bride of Abydos*, *Pactole*, *Jennie Deans*, *Caroline* and *Clara Sylvain*. *Noisette*: *Aimée Vibert*, *La Biche*, *Comtesse de Grillon*, and *Euphrosine*. Messrs. Wood also exhibited flowers of a seedling *Petunia*, named *Magna rosea*, a handsome variety, but too coarse; and Messrs. Lane, specimens of *Fuchsia corymbiflora*, cut from a plant 3 feet 4 inches high. The plants from the Garden included several fine Orchidaceous Plants; the noble *Odontoglossum grande* was finer than it has yet been seen in this country; the flowers were between six inches and seven inches across, and much brighter in colour than the specimen from Mr. Bateman. The fine specimen of *Miltónia cándida*, some spider-like flowers of *Brasavola Martiana*; the *Zygopetalum rostratum*, with its handsome broad white labellum, and the singular little cluster of red-and-yellow blossoms of *Saccolábium papillosum*, were sufficient proofs that these plants are among the greatest wonders of the vegetable world. The other plants of interest from the garden were, *Mulgédium macrorrhizum*, an herbaceous plant from the North of India, with pale lilac flowers, and which, from its producing its blossoms abund-

antly at this time of the year, will be found a useful rock-plant; and a Cotton plant in flower, with a half-ripe pod, and a ripe pod, showing the natural state of this highly useful production.

**FUCHSIA FULGENS A FRUIT TREE.**—I do not know whether the generality of those who cultivate this plant are aware of the merits of *Fuchsia fulgens* as a fruit tree, or rather shrub. The fruit is not unlike a small girkin; and when quite ripe, turns of a pale yellow, and comes off at a touch. Last month I ate them in perfection in a conservatory at Highclere. They are, to my taste, as good as any grapes, excepting the high-flavoured sorts of Muscat. Whoever has a conservatory or greenhouse should raise this fruit.—*A. Herbert.*  
—*Gardeners' Chronicle.*

### FLORICULTURAL CALENDAR FOR NOVEMBER.

All greenhouse plants should now be housed without delay, and air admitted, except when it is frosty. The plants should not be watered in the evening, but in the early part of the day, so that the damps may be dried up before the house is closed, as they are during the night prejudicial to the plants. The soil in the pots should frequently be loosened at the surface, to prevent its forming a mossy or very compact state.

The plants of the Cactus that have been kept in the open air during the summer may be brought to bloom successively, by taking such as are desired to bloom immediately into the heat of a forcing pine-house. Other plants, to bloom afterwards, should be kept in a greenhouse protected from the frost.

Plants of the *Calceolaria* that have been grown in the open borders during the summer months should now be taken up and potted, afterwards kept in a cool frame, or cool part of the greenhouse, being careful not to give too much water, just sufficient to keep the soil moist will only be necessary. Offsets will be found rooted; take them off and pot them.

Chinese Primroses that have been grown in the open borders, *Pelargoniums*, *Heliotropes*, &c. if not taken up already, will require to be immediately, if to be preserved.

Plants of some of the *Chrysanthemums* that are grown in pots, and taken into the greenhouse, will be found to have pushed a number of suckers. If the offsets are wanted for the increase of the kind, it is advisable to pinch off the tops, so as to prevent their exhausting the plant to the weakening of the flower. If the offsets are not wanted, it is best to pull up the suckers entire. Attention will be required to watering, as the roots absorb much if given. If the plant is allowed to wither, it checks the flowers, whether in bud or expanded. And so much do we admire this handsome genus of flowers, that we are fully persuaded their beautiful blossoms, exhibited in form and colour, will most amply repay for any labour that may be bestowed on the plants.

The *Dahlia* seed, where not cut off by frost, will now be perfected. They are best retained in the heads as grown, spread singly, where they will not be liable to mould, and kept in a dry, but not too hot a situation; being thus kept in the chaff, the small seeds will not shrivel but be kept plump. The roots will now require taking up, if not done last month.

Dutch roots may in this month be successfully planted. See articles on culture as to potting and burying under ground, in previous numbers of the *CABINET*.

*Fuchsias* and greenhouse plants intended to be inured to the open air will require to have protection at the roots. See articles in previous numbers of the *CABINET*.

Tubers of *Commelinas*, and bulbs of *Tigridias*, should be taken up and be preserved dry through winter; the latter have a quantity of soil retained.

Newly planted shrubs, in exposed situations, should be secured to stakes.

Herbaceous border plants may still be divided and replanted.





1. *Thalictrum*, 2. *Thalictrum*, 3. *Thalictrum*, 4. *Thalictrum*

THE  
FLORICULTURAL CABINET,

DECEMBER 1st, 1841.

---

PART I.  
EMBELLISHMENTS.

---

ARTICLE I.

1.—DIANTHUS CARYOPHYLLUS. VAR. MANSLEY'S NULLI  
SECUNDUS PICOTEE.

CARYOPHYLLEÆ. DECANDRIA, DIGYNIA.

THIS beautiful Picotee was raised by Mr. Robert Mansley, of Halifax, in Yorkshire, and of its class stands unequalled. The purity of colour, the perfection of edging, and nobleness of the flower, place it pre-eminent. We received blooms of it at the time we were attending the Carnation and Picotee shows in the Midland and Southern Counties, but though we had, at many of the exhibitions, carefully to inspect the specimens, we did not see one equal to this kind. We understand that it has taken the first prize wherever exhibited. It well deserves a place in every collection.

Having in several late Numbers given communications on the culture of Carnations and Picotees, as well as there being an additional one in our present Number by a 'North Britain' correspondent, we deem it unnecessary at the present to add more on the subject, especially when our respected correspondent Mr. William Harrison, Secretary of the Felton Bridge Floral Society, is favouring us with a descriptive list of the best kinds, with suitable remarks on culture, &c. These will be given in our successive Numbers.

2.—FRANCISCEA LATIFOLIA. (*Broad leaved.*)

SCROPHULARINÆ. DIDYNAMIA ANGIOSPERMIA.

This genus was so named in honour of Francis, Emperor of Austria, who was a distinguished patron and promoter of Botany.

The first introduced species, *F. Hopeana*, is now found in many collections of greenhouse plants, and for its beauty and fragrance deserves to be in all, and being to be had at 1s. or 1s. 6d. per plant, we strongly recommend it to our readers. The present species far exceeds the former in beauty: its brilliant violet-purple blossoms, produced in such profusion, give it a most imposing appearance, and render it one of the most beautiful flowering plants. It flourishes well and blooms freely in the greenhouse during summer, and if placed in the plant stove in autumn will bloom through the autumn and winter. We received a specimen of it from Dublin, where it has bloomed in the Botanic garden under the care of Mr. Moore.

Both kinds grow freely, well drained, in a compost of heat and loam, and are readily propagated by cuttings inserted in sand, placed in moist heat, under a glass.

---

## ARTICLE II.

### FURTHER OBSERVATIONS ON THE CULTURE OF THE CARNATIONS.

By E. H., STIRLINGSIRE.

I WAS gratified by finding my observations on the Carnation were deemed so useful as to be inserted in the June Number of the FLO-RICULTURAL CABINET; and should you consider the continuance of those observations worthy of a place in any of your future Numbers, I should feel much pleased thus to contribute to the interest of the readers. I have, in the June Number of the CABINET, page 128, noticed the soil which is considered by florists best for growing the Carnation in, and also the manner of propagating it by seed sowing and by layers; and I have mentioned that, after the layers are taken off and potted, they are to be placed on tiles or slates, and they are to be placed in winter-quarters in October. Now before giving directions for the wintering and winter-quarters of this plant, let me first say a few words about piping or cutting. The usual mode is to wait until the flowers are in bloom, that it may be seen whether the flowers are in their right colours or not. But this greatly lessens your chance of success, as the shoots get too hard and woody, and do not strike so readily. Hogg says, "the operation of piping ought to

commence about the 1st of July ;” therefore piping should commence sooner than laying. He also mentions that the compost for piping should consist of one-third maiden earth, one-third leaf mould, and sand equal parts, one-third rotten horse-manure, to be well mixed together and passed through a fine sieve ; that the ends of the cuttings, when struck, may enter easily and without injury. The piping should be cut with a sharp pen or budding knife, at the second or third joint, according to the condition of the grass, but the shorter the better ; the cut must take place horizontally, close below the joint, and the part that covers the joint ought to be carefully removed and peeled off. The surface of the bed in which you plant your pipings ought to be made flat and level ; then gently water it, and the pipings may be stuck in three quarters of an inch deep, in rows ; but take care not to crowd them, then they may be again watered. On no account shut the glasses till they are quite dry, or they will inevitably fog, decay, and perish ; indeed this is often the way in which a whole bed of pipings perish. They will require shading when there is sun, and the best article for this purpose is a net or old mat, as they admit of a glimmering of the sun’s rays without having it too powerful. If the weather continues hot and dry, they will require to be watered occasionally early in the morning over the glasses, which for one fortnight at least need not be removed if they are doing well. After this you may take them off, as you see occasion, for half an hour in the morning or evening to dry the glasses, and if any of the pipings appear mildewed or decayed, pull them up. At the end of six weeks they ought to be sufficiently rooted to be transplanted into small pots ; but I am of opinion that a prepared bed, over which a frame and lights can be placed for a week or two till they take root again, is the better and more certain method. The pipings may be allowed to remain in this frame till the middle of September. If the weather is unfavourable, you may even let them remain a few weeks longer in the frame. In taking them up, if you find any of them not rooted but sound, and their ends hard, do not let them remain on the same spot, but remove them to another bed with a little temporary heat, and cover them with glasses as before ; this will not fail to start them and hasten their fibring. This is the method, or nearly so, which Mr. Hogg recommends ; and he says if this method be adopted and pursued, it will be certain

to succeed; and I think I may say I have found it to succeed a very great deal better, and you have more chance of the piping and striking well by following this method than by most others.

It may now be advisable to say a little about the winter situation, &c. &c. Florists who have the means of wintering them in frames seldom run the risk of keeping them in the open ground during winter. I may here perhaps be allowed to say, that one cause of the great losses of fine collections that many young florists have to complain of, during the winter I mean, is owing to their stock or collection of Carnations being placed in a situation where there is either too much heat or damp. Too much heat of course draws the plants, and consequently they are rendered incapable of bearing the cold of our spring; and the florist, instead of having a fine bloom from those plants which have probably been in a slight hot-bed all winter, finds that they, on being turned out into the open ground in March, are too fragile and delicate to bear up against the sharp winds so common in this and the following month; and in this way he probably loses a valuable collection. On the other hand, too much cold, and particularly damp, ought carefully to be avoided, for this is almost as certain to cause you to lose your collection as too much warmth. I think all who follow Mr. Hogg's hints respecting their treatment when in an inactive state in winter, will be rewarded by having a stock of strong and healthy plants able to be turned out in March and bloom well in summer. I may, previous to saying more, observe that at the bottom of the frames four or five inches of coal-ashes ought to be strewed for the pots to stand on. This keeps out worms, and at the same time protects the fibres during very severe weather: they should be placed also near the glass. Hogg, amongst other directions respecting the manner of preserving this plant in winter, recommends "that the frames may be rested or placed on bricks, to admit of a free circulation of air below among the pots; the frames in some seasons may remain raised in this manner even till Christmas, for it is quite time enough to remove the bricks and let the frames down close to the ground when the frost appears to set in. Let your plants have all the benefit of the air you can by drawing the lights off in fine dry weather, and by giving air in wet from behind. In frosty weather, when not very severe, they should be exposed to the air for a few hours in the middle of the day. Decem-



ber and January are the months in which great caution is necessary in order not to over water them. Keep them moderately dry, and when they require water, let it be given them through the narrow pipe of a small watering-can instead of the rose. If you water with the rose, unless there be a brisk air and a little sun to dry the plants, the drops will hang upon them for several days, and spot and mildew the leaves. Great attention ought to be paid not to shut them up when wet. In order to prevent any green incrustation from taking place, take a small pointed stick, and when you see occasion stir the mould lightly. Should the weather be temperate and mild, with any gentle rains from the south or south-west, they should be permitted to receive the benefit of them for half an hour during the winter; this will greatly refresh them if you take great care to have their leaves dried again as soon as possible. The above method is nearly the same as that laid down by Mr. Hogg, and I am convinced it will be found to succeed admirably. I tried it for two winters, and the collection of Carnations were very delicate; and I am sure, under any other mode of treatment than the above-mentioned, they never would have survived the winter. But under this they even improved, and in spring were quite hardy and excellent bushy plants.

Florists in general have a larger stock of Carnations than they find convenient to bloom in pots, therefore they plant out some of them in a bed or border towards the end of March. If you are anxious to have a fine bloom, and your plants are fine sorts, a fresh bed should be then prepared for them. In this case they first remove a foot in depth of the old earth, and then dig over what remains to the depth of a foot or more; they will then cover the surface with a stratum of horse-manure three inches deep, of the kind which has been used as a cucumber-bed, and is not exhausted much. The mould, which in the first instance was removed, is to be replaced with the same sort of compost as is intended for Carnations in pots, raising the bed about four inches from the surface of the ground, and rounding the top a little in a convex form, in order to give the water a gentle descent each way. After planting this bed, you will of course require to give them an abundant supply of water, especially when they are near flowering, to swell the pod and increase the bloom. I must now finish for the present, and should the above be thought worthy of a place in your valuable CABINET, I shall feel much pleased; and

should you, at a future period, permit me, I intend adding a few observations on Carnations in pots, and on the wintering of the yellow Picotee.

---

### ARTICLE III.

#### REMARKS ON THE BELLIS PERENNIS, OR DOUBLE FLOWERED GARDEN DAISIES.

BY MR. PETER MACKENZIE, WEST PLEAN, SCOTLAND.

I HAVE looked over the eight volumes of the *FLORICULTURAL CABINET* for some notice respecting the culture and increase of those beautiful little flowers that appear as pleasant

“ As Jupiter  
On Juno smiles, when he impregns the clouds  
That shed May flowers.”

I refer to the *Bellis perennis*, but more particularly to the double varieties of our gardens; and in the volumes of the *CABINET* that are published, I find only one notice recommending them to public regard. It is from the pen of Mr. Charles Goodall, Rode Hall, Cheshire, vol. iii. page 34. When I read that excellent article, I was somewhat surprised that the number of varieties cultivated were so few. I know that it is a common opinion among the gardeners that there are not above six or eight varieties of the Double Daisy, but those who think so are greatly mistaken. I am convinced that if the different varieties were collected that are now grown in the gardens of

“ The fair, free homes of England,”

they would make a splendid appearance.

The Daisy is a flower that is loved in the dawning of infancy, and is not denied the eulogium of the philosopher. It has afforded a theme for all our poets. It is a flower that blooms in the sublime Epic as well as in the simple Pastoral. Its very name is Poetry. Sir David Lindsay, in the 16th century, sings—

“ Where art thou, May, with June, thy sister sheen,  
Weel borderet with daisies of delight,  
And gentle July with thy mantle green,  
Enamelit with roses red and white.”

Shenstone the poet, and lover of landscape gardening, does not pass it by without notice.

“ The turf with daisies broider’d o’er,  
Exceeds we wot the Parian floor.”

Gay, in the *Shepherd's Week*, makes honest Jobbin Clout sing of it. The author of the *Man of Feeling* places the gem in another aspect—

“ Tread with awe the path around,  
Tread with awe, 'tis hallow'd ground;  
For here in this sequester'd dell,  
Wis ye who the guests that dwell;  
Simplicity whose brow adorn,  
The daisies washed by dewy morn.”

Passing by many other names that sing of

“ The heather and the daisy of the hill,”

I am convinced that if the Double Garden Daisy was taken under the patronage of some enterprising florists, it would soon repay them for the trouble bestowed upon it. As an instance that many varieties may be had for seeking after: in the list of prizes offered by the Auchenbomie and West Plean Horticultural Society for last year, there was one for the best collection of Double Daisies. I may notice that this society has only for its object the improvement of cottage gardening; yet instead of half a dozen being produced, there were upwards of twenty distinct varieties brought forward for competition, some of them were very beautiful. I believe if you had seen them you would have got them figured for the CABINET. If such an out-of-the-way place can produce so many, what may we not expect from those places that take the lead in the floral world, if they were to exert themselves but a little. There are many of your readers who may have small gardens and limited incomes, that may have as much pleasure in the possession of a beautiful Daisy as in that of even a first-rate Dahlia.

---

#### ARTICLE IV.

##### A SELECT LIST OF TULIPS.

FROM “ A WARRINGTON CORRESPONDENT.”

IN accordance with my promise to Mr. William Harrison of Felton I here transmit you a list of about one hundred of the best Tulips grown in this neighbourhood, which, upon the whole, will be found to contain a greater number of superior varieties than his; and being more equally distributed in classes, a judicious selection may the more easily be made from it. I have considered it unnecessary, however, to affix the particular marks of character recommended by him, for

they do not afford any index to the relative merits of each. The following method of noting them will be found more useful.

To those which are very superior, and at the same time scarce here, I have prefixed the numerals 1, 2, 3, &c.; to those which are more plentiful, as well as superior, and indispensable, an asterisk\*; to those which are excellent in their markings, but have some defect which renders them less valuable as show flowers, a dagger†; and those which have no mark prefixed have either bad bottoms, or are so inconstant in their markings as not to be admissible in a best bed, and, although plentiful, may be altogether discarded.

## BIZARRES.

*Feathered.*

- 1 Old Dutch Catafalque.
- 2 George the Fourth (Page's.)
- 3 Magnum Bonum.
- 4 Royal Sovereign.
- 5 Pearson's Wellington.
- \* Platoff.
- \* Charles the Tenth.
- \* Surpasse Catafalque.
- \* Catafalque Supérieur.
- \* Demetrius.
- \* Goud Bures.
- \* Trafalgar.
- \* Crown Prince, or Sultana.
- † Earl St. Vincent.
- † Firebrand.
- † Duc de Savoie.
- Goud Munt.
- Grandeur Superbe.

*Flamed.*

- 1 Polyphemus.
- 2 Pompe Funèbre.
- 3 Charbonnier Noir.
- 4 Albion.
- 5 Carlo Dolce.
- 6 Bishop of Exeter.
- \* San Josef, or Captain White.
- \* Hill's Lustre.
- † Lord Wilton.
- † Garicola.
- † Phœnix.
- Surpasse le Cantique.
- Black Prince.

## BYBLOMEN.

*Feathered.*

- 1 Ambassador de Hollande.
- 2 Buckley's Beauty.
- 3 Lancashire Hero.
- 4 David.

- 5 Violet Alexander.
- 6 Incomparable Bienfait.
- 7 ———— Primo, or Magnus.
- 8 Reine d'Egypte.
- 9 Grotius.
- \* Baguet.
- \* Washington.
- \* Grand Financier, or Franciscus Primus.
- † Cheval Noir.
- † Tonte.
- Laura.
- Rowbotham's Incomparable.
- Marie Antoinette.

*Flamed.*

- 1 Queen Charlotte.
- 2 Superbe en Noir.
- 3 Archelaus.
- 4 Princess Wurtemberg.
- 5 Incomparable Premier Noble.
- 6 Incomparable Diana.
- \* Roi Siam.
- \* Sable Rex.
- \* Violet Wallers.
- \* Alexander Magnus.
- † Imp. de Maroc.
- † Prince Regent.
- † Archduke Charles.
- † Queen May.
- † Magnificent.
- Violet fou Noir.
- Gaystella.
- Violet Lynx.
- Sang du Bœuf.

## ROSES.

*Feathered.*

- 1 Rose Brilliant.
- 2 Queen Boadicea.
- 3 Countess Balcarras.
- 4 Cerise Incomparable.
- \* Heroine.
- \* Lady Crewe.

* Count Vergennes.	6 Vainqueur.
* Walworth.	7 Rose Monte.
* Do little.	* Lady Willmott.
* Duc de Bronte.	* Unique.
† Hero of the Nile.	* Triomphe Royale.
† Holden's Rose.	* Lord Hill.
† Chediera Beauty.	* Vesta.
	* Sherwood's Rose.
	† Roi de Cerise.
	Incomparable Helena.
	St. Domingo.
	Vulcan.
	Rose Ruby.
	Grand Voleur.

*Flamed.*

- 1 Galitzin.
- 2 Duchess Newcastle.
- 3 Ponceau Brilliant.
- 4 Atlas.
- 5 Rose Quarto.

By way of appendix to this list, it may be necessary to observe that in feathered varieties especial care should be taken to look out for clean breaks; for if the name alone is trusted to, disappointment will often result.

I have had Goud Bures, Crown Prince, Duc de Savoie, Baguet, Count Vergennes, Walworth, Heroine, Hero of the Nile, and a few others, which in different breaks have presented the appearance of two distinct varieties; the one being always clean and perfect, and the other never. Indeed this very circumstance has given rise to different names being given to the same Tulip. Thus, Royal Sovereign is nothing more nor less than a Charles X. very fine; Magnum Bonum is a very fine Sir Sidney Smith or Trebizonde, and the distinction in all such instances is really worth preserving, for the finer the first break, the more certain is it to continue true to its character.

*Warrington, August 14th, 1841.*

---

## ARTICLE V.

### ON PRESERVING THE DAHLIA AND TENDER HERBACEOUS PLANTS DURING WINTER.

BY CIVIS.

HEARING from all quarters complaints of the destruction of Dahlia roots during the last winter, I beg to inform you, in case any of the readers of your CABINET should like to try the experiment, that never having been able to keep many roots sound any winter in the usual way, I determined this last to leave them out, only covering them

about six inches deep, and a foot all round, with old tan, and the result was, I dug them all up as sound as possible about a fortnight since (early in March), and putting them into the hot-bed they made their shoots in five or six days. The only thing requisite beside the tan is, to tie the stems of the plants up to sticks, cutting off one of the side shoots close, as, if the stems are either cut off or broken down, the water lodges, and the roots are sure to perish.

Having likewise for the last three winters saved many tender herbaceous plants by a very simple contrivance, I will take this opportunity of mentioning it. I have had made at the potteries a quantity of covers the shape of a sugar-loaf, one foot high, and one broad at the bottom, with a knob on the top by way of a handle. About an inch from the bottom are cut four holes half an inch wide all round the cover, only leaving an inch and a half between each hole. These I put over any plant after it had been cut down, and leave them on three weeks at a time, or longer sometimes, as they give sufficient air and light, but if left too long in fine weather they will of course force the plant. The great advantage I find in them is keeping off the heavy rains of November and February, as well as the severe frosts. These covers are likewise very useful in transplanting plants in the sun, or in raising seeds in the borders in dry weather. They stow in a small compass, being made to fit one on the other. I have had several hundreds made, and the cost is only half-a-crown for twelve, two-pence halfpenny each. I can strongly recommend the trial of them to any one.

*March 18th, 1841.*

---

## ARTICLE VI.

### ON THE GENUS PRIMULÆ.

BY N. H.

THIS genus derives its name from the Latin word *primus* (first), as it is one of the earliest flowering plants that have been introduced into the English gardens, having been introduced here by the Dutch; it consists of low herbaceous, fibrous-rooted, hardy perennial, Alpine plants, valuable to florists on account of its flowering early in the spring, and being so easily cultivated, and being of so hardy a nature.

The plants are all of humble growth, with oblong broad rough leaves, and low slender stalks, monopetalous, five-parted flowers; some singly, as in the *P. vulgaris*, and others in clusters, as in the *P. Polyanthus* and *Auricula*. There are five species of this genus, which I place in the following order; viz. *Prim. vulgaris*, or common Primrose; *P. elatior*, or Oxlip; *P. veris*, or common Cowslip; *P. veris elatior*, Primrose Polyanthus, or Polyanthus; *P. Auricula*, or *Auricula*, as it is generally called; all of which I shall treat of separately, both in description and cultivation.

#### ON PRIMULA VULGARIS, OR COMMON PRIMROSE.

This delightful little plant has thick and very fibrous roots, crowned by a cluster of large, oblong, indented, rough leaves, and numerous flower-stalks, from about three or four to five or six inches high, each terminated by one flower. It is a very common plant, indigenous to this country, and grows wild in the woods and on the hedge sides. It generally flowers about March and April, and sometimes I have known it to continue till the middle of May, though it generally flowers till the latter end of April.

The varieties of the common Primrose are—Common Yellow Primrose of the Woods, White, Paper White, Red, Double Yellow, Double White, Double Red, Double Pink, Double Crimson, and Double Lilac; but the most esteemed of these are all the double ones, especially the Double White and Crimson.

The cultivation of this plant being of so easy a nature, I shall not dwell very long upon it; but I shall give the compost of Mr. Hogg, in his excellent “Treatise on the Carnation,” &c. &c., in which he says—“The Primrose and Polyanthus require a much greater portion of sandy loam than the *Auricula*, a very small quantity of rotten cow-dung, and a little leaf-mould, or heath or peat-earth, mixed with them; in this they are found to grow extremely well. The Double Paper-white Primrose requires no dung at all; indeed, dung is hurtful to it.” The propagation of the Primrose is by slipping or parting the roots; and you may get them very abundantly by seed sown in a shady place in autumn or spring; but I prefer spring, because, by the approach of winter, they will get sufficiently strong to be put into the open border, while those sown in the autumn require to be sheltered during the winter. The most proper time of

parting or slipping the offsets is about July, August, and September; that is as soon as the pips begin to fade. Then you must put the young plants in the open border till about October, when they will have taken a good root, and then move them in pots into shelter. At least that is the general way in which I treat them; but persons should be careful not to neglect dividing them once a-year, or at least once every two years, or they will become too large to do well, and will flower badly. The borders which I like the best have either a northern or eastern aspect; in these two situations I find them to grow extremely well.

---

## ARTICLE VII.

### FLORICULTURAL GLEANINGS.—No. 3.

#### A HINT ON THE PRESERVATION OF DAHLIA ROOTS.

BY MR. WILLIAM HARRISON, SECRETARY TO THE FELTON FLORISTS' SOCIETY.

THE glory and grandeur of our Dahlias are now over for this season, and instead of magnificent blooms, nothing is presented to our eyes but rotting, unexpanded pods and blackened leaves and stems. But they are not by themselves in betraying this desolation of the year, for little now remains to cheer the heart of the lover of Nature's charms. The appearance of all around us betokens autumnal decay, and the approach of that season of rest which all creation claims after performing her annual functions. The joyousness raised by the luxuriance of summer now gives place to a soothing melancholy—a feeling inseparable from the decline of Nature's charms.

The pale descending year, yet pleasing still,  
A gentler mood inspires, for now the leaf  
Incessant rustles from the mournful grove,  
Oft startling such as, studious, walk below,  
And slowly circles through the waving air.

In such a meditative mood as this, I, the other day, strolled on, occasionally kicking up the "sere and yellow leaves" that covered my path, till I arrived at Lorenzo's cottage. The prospect gradually widened as my distance from my own domicile increased, till at last the eye took in a large extent of cultivated country. The dreary summits of Rimside Moor rose in stern grandeur to the northwards,



while the background of the picture to the westward was finished by the towering summits of the Simonside Hills, looking down in frowning majesty upon the plains below. Turning to the eastward, a wide extent of cultivated country lay spread out at my feet, with the crystal stream of the Coquet winding her way through it to mingle her limpid waters with those of the dark blue ocean. After contemplating this scene for some time, I pursued my way till I found myself at the wicket leading to Lorenzo's cottage. I had the pleasure of finding him at home, and after the usual friendly greetings were over, we were soon in the depth of a floricultural conversation, and as happy as two monarchs talking about the weal of their several states. We soon had the table covered with Chronicles, Cabinets, and Gazettes, and experienced that—

A friend, a book, the stealing hours secure,  
And mark them down for wisdom.

But the sun was fast nearing the western horizon, and I resolved to make an inspection of Lorenzo's flower-garden before night closed around us. We therefore sallied forth, and I found it as usual a picture of neatness. His tulip bed was already planted up, and the next bed for his ranunculuses was already made up and ready for planting the ensuing spring. His pink pipings were strong and planted out, his carnation and picotee layers carefully potted off, and the skeleton beds neatly levelled, and raked as carefully as if it had been in the height of the blooming season. His dahlia roots had that day been unearthed, and were carefully ticketed and standing on the walk ready for removal to their winter-quarters. *And where were those winter-quarters?* This is a question of the greatest importance to the dahlia grower, and one that many will like to see answered to their satisfaction, after the heavy losses they experienced in their stock of roots last winter. For their information then, and in the hope that the fact may be of some use to some of the readers of the Cabinet, I beg to give them Lorenzo's mode of keeping his roots, which has hitherto been a successful one. After drying his roots for a few days within doors, and then gently rubbing off the soil from them, and draining out the wet from the hollow stems when necessary, by letting them stand a day or two inverted, he then packs them away into a deep cellar, placing them upon the floor but without

the least covering. Here they remain in perfect safety till it is time to force them away in the spring.

To the testimony of my friend Lorenzo, I beg to add my own. My mode of keeping my own roots is simply this: my house is a double one, having a flight of stairs going up the middle of it from east to west. Under those stairs is a large closet which, during winter, is generally used for keeping potatoes. Upon these, then, I placed my dahlia roots last winter, and while many of my neighbours lost their all, I had the satisfaction of preserving *every root*. It is true I have not tried this system for more than two or three years; but I think the plan that preserved roots in the inclement weather of last winter must be a safe one, and therefore I offer the hint to my brother florists. It appears to me that no packing up is necessary if the amateur only has a place sufficiently protected from the frost. My closet is so situated that it has two walls between it and the external atmosphere, and this seems sufficient, without any additional protection. It may, perhaps, also be necessary to say that my bulbs would be about six yards from a kitchen-fire. To the dahlia grower, therefore, I beg to offer this hint in the spirit of friendship and goodwill.

After spending a happy evening with my friend, as I had often done before, I returned to my own fireside, and soon after resigned myself to the potent sway of—

“Tir’d Nature’s sweet restorer, balmy Sleep”

*Felton Bridge End, November 9th, 1841.*

---

## ARTICLE VIII.

### THE PLEASURES OF SOLITUDE AND GARDENING TO A CONTEMPLATIVE MIND.

BY MR. WILLIAM HARRISON, SECRETARY TO THE FELTON FLORISTS’ SOCIETY.

“Thus let me live unseen, unknown,  
Thus unlamented let me die,  
Steal from the world, and not a stone  
Tell where I lie.”—POPE.

To a contemplative mind, this world presents no sphere so pleasing as a calm and peaceful seclusion in the tranquillizing retirement of solitude. The ceaseless hum which invariably pervades the busy

haunts of men, and irritates and distracts the mind from the legitimate pursuits of science, or the cultivation of the extended and flowery fields of literature, is there altogether unknown; the corroding cares of the commercial speculator never invade the peaceful abode; the petty broils and ephemeral ebullitions which so frequently occur on the vast theatre of active life are left far behind us; and we feel, as we take up our temporary abode at a distance from the increasing cares which engross the attention of the busy multitude, that the mind acquires a pleasing quiescence which, in the debilitating pursuits of pleasure, the ardent soarings of ambition, or the more harassing and incessant demands of business, it can never hope to attain. To the man who is possessed of a heart tremblingly alive to every tender impulse, and deeply imbued with reverence to the supreme Dispenser of all things, and love to his fellow-creatures generally, such seclusion gives rise to the most agreeable feelings, and produces the most unalloyed felicity. Reared, perhaps, among the magnificence of the everlasting hills, he feels a sort of intimacy with their frowning summits, and views their varying aspects and the succession of the changing seasons as traces of the power and bounty of that omniscient Being

“Who rules the whirlwind and directs the storm.”

The rising verdure of spring, the waving luxuriance of summer, the sweet but declining graces of autumn, and the wild grandeur and magnificent frowns of winter, awaken in his bosom springs of gratitude to the omnipotent Governor of the universe, which, in the giddiness and frivolity of an inhabitant of a large city, are often sealed up for ever. Not a cowslip or a primrose—the eldest daughters of the spring—can start from its state of embryo, to ornament his path up the rocky dell, and shed its perfume with each passing zephyr, not a bud can expand, not a warbling chorister can raise its grateful matin song, not a streaming meteor can shoot across the azure canopy above him, without producing the most pleasing and lively emotions, and elevating his thoughts to Him, the great source from whom emanates all the beauty and harmony that are so profusely scattered around us.

To the man whose days and years glide smoothly on along the rapid yet almost imperceptibly-moving stream of time, and who can “feel for the woes of another,” in whatever garb that individual may approach his presence; whether in the costly and gaudy trappings of

worldly pomp, which have yet proved inadequate to the securing of human happiness, or in the threadbare garments of the unfortunate and the miserable, whom the heartless worldling spurns from his dwelling; the pleasures of retirement and gardening are varied and universal. He views the widely extended country spread around as a prolific and luxuriant garden, and, seated on some towering eminence, with a favourite author as his only companion, surveys the wonders and beauties of Nature with the greatest complacency and delight. They produce that calm and placid feeling of tranquil happiness which it is absolutely necessary to feel before we can reason calmly on the varied aspects of human life, and form just and accurate estimates of the characters and dispositions of those among whom our destiny has cast us, in whatever sphere that may happen to be. For although the busy world is the proper theatre on which our materials must be amassed and our observations on passing events made, it is only after we have retired from the intoxicating power of their combined influence that we can reason calmly on their tendency, and apply our collected information to its proper uses. We then feel that soothing balm stealing over the soul which, in the toil, and bustle, and anxiety of business is always sighed for in vain. The woody dell, the heath-clad mountain, the serpentine river, the foaming cataract, all conspire to wrap the mind in a pleasing reverie, and to engage it in a train of peaceful meditations on the flowery scene around, presenting so many prospects of rural repose and pastoral felicity. The cooing of the dove on the steep of the mountain, the wild and melancholy wail of the curlew on the adjoining moor, the sighing of the breezes through the adjoining wood, and the ceaseless murmurings of the hidden river heard in the distance below, sound in his delighted ears as but a part of the plaintive melody of creation, and in the rapture which fills his bosom on witnessing the quiet scene, he feels as happy as his monarch on the throne, and exclaims with George Darley—

“ Pleasant in these dim woods, where Quiet dwells,  
 To hold sweet undertalk with her, whose voice,  
 Spirit-like, whispers us beneath the boughs,  
 Herself unseen! Pleasant, with light foot-fall,  
 To press rich Autumn’s bed of russet leaves,  
 Make the warm-smelling moss give out its odour,  
 And here, unbonneted, in sunless noon,  
 Drink the green air, refreshing both to sense  
 And soul, world-wearied!”

To the man, the springtide of whose years has been spent in the

tranquillity of retirement, and whose youthful mind has acquired a peaceful calmness, in perfect unison with the pastoral repose among which his youthful years glided so peacefully away, the solitary scene of his nativity becomes ten thousand times dearer as the anxieties and turmoil of business thicken around him in after years, and compel him to abandon the quiet valley, to cultivate the acquaintance of strangers in a land distant and unknown. How often, amid the distracting cares which surround him, does the mind turn with languor and loathing from the anxieties of business, and direct its eye, as through a *telescopic vista*, to the bright and sunny regions of the past! How often does he think of the unsullied days of childhood and youth, when he bounded up the valley with a few chosen companions to enjoy the refreshing coolness of the evening, and watch the silver orb of night rise in unclouded majesty above the towering summit of the heath-clad mountains to the eastward, while his native stream murmured along at their feet over its slaty bed! How often does he think of the buoyant feeling which pervaded their bosoms when, emancipated from the thralldom of school, they wound their way up the solitary dell, leaving the busy world far behind them, to exercise their piscatorial skill; when the guileless heart was free from forebodings of the future, and the past presented but a succession of enjoyments, unalloyed with care or grief! Ah!—

“These are the days when youthful hopes beguile,  
 We think that bliss like this will still prevail;  
 But sage experience shows the specious wile,  
 And every year leaves something to bewail.”

For how often does the sigh heave his bosom when he thinks of the untimely fate of many of those companions who, while health and vigour are his, in a foreign land are falling beneath the assaults of the relentless destroyer, and filling untimely graves! What, though he is surrounded by more luxuriant scenes and fanned by more odoriferous gales than in youth? He longs to call a moderate independence his own, and then breathe once more the salubrious air of his native mountains, which have occupied his day dreams and gilded his night visions since the time when he last beheld them, and which are engraven on the tablets of his memory as with a pen of adamant. Though surrounded with gaudy pageants, magnificent scenes, and costly viands, he longs to retire to his native solitude,

where, with some fair form and devoted and affectionate heart, he might enjoy the real beauties of Nature; where, in

“————— some calm, sequestered spot,  
The world forgetting, by the world forgot,”

the bonds of affection would be the only restraint upon his liberty; where care, discontent, and sorrow would never approach; where peace and harmony would reign undisturbed, and the seasons flee away unnoticed as speedily as the divisions of a day.

In such a seclusion as is here attempted to be pourtrayed to the reader, what pure and unalloyed enjoyment is derived, by the admirer of Nature's charms, from the amusement of *gardening*! When the suns of spring again reanimate the young shoots, and make them start from their *hibernacula* or winter retreats, how pleasant it is to watch the progress of the season, and see our auriculas and polyanthus again approaching their gay perfection! When May arrives, what pleasure to watch over and protect the delicate and splendid beauties of the tulip! And as the months glide on, what varied and fragrant beauties are to be found in the ranunculus, the pansy, the pink, the picotee, and the carnation! And what encomiums are then lavished upon our friend Ely and others for the many beautiful varieties with which they have adorned our flower-beds—varieties on which Nature's most correct artist seems to have been employed with the greatest care! And last, though not least, to crown and close the floricultural year, comes the stately and permanent magnificence of our dahlias, which keep our gardens a blaze of autumnal beauty, till the early frosts of approaching winter lay prostrate their beauties, and instead of realized hopes, leave us only our stock of roots, and anticipation of a renewal of their beauties the following season.

Such are a proof of the charms of solitude, and some of the soothing aspirations which bind mankind to the oar of life, and impel them forward along its varied, intricate, and frequently dangerous currents. Without the soothing whisperings of that sweetest of all our earthly counsellors—hope, which often soothes and ameliorates the rugged present, by presenting in perspective a brilliant and happy future, life would often appear but a dark and dawnless night; and as such would hold out few attractions to the adventurer upon its changing ocean. Such, however, is the wisdom and beneficence of Omniscience, that, while patience—that grand and universal medicine for all our worldly

afflictions—teaches us to combat and overcome the difficulties of the present, hope never fails to step in to our aid, and promise in futurity, in the bosom of solitude, that happiness and undisturbed tranquillity which, after the prime and vigour of existence have been spent in a station of activity and usefulness, all mankind are so anxious to enjoy; from the philanthropic statesman, who has for years laboured to confer important benefits upon his species, and managed the important helm of his country's affairs with honour and success, to the humble mechanic, who, not less respected in his own sphere, at last finds that the frivolities of society have no charms for him.

The term solitude does not necessarily imply absolute renouncement of the world for a hermit's cave, at an immense distance from the active theatre of commercial life. A man may enjoy as beneficial and soothing a retirement in the silence and privacy of his own dwelling, in cultivating his fields or adorning his garden, in propagating and watching a dahlia, from its first bursting and from the ugly tuber, to the time of its attaining its full growth and luxuriance of blossom, or in arranging his tulip boxes, and polling his auriculas, at a short distance from the anxious speculations of commerce, as if he had scooped his cave in the side of a distant mountain; while the disadvantages of a life of total seclusion and abandonment of the world are entirely avoided. It is in such occasional and partial seclusion as this that man can most readily step aside, after the avocations to which his destiny calls him are terminated, and calmly commune with his own heart. It is there that we can, with the greatest facility, acquire that utmost height of human philosophy, *the knowledge of ourselves*. And it is there that we can, with the greatest ease, calm the unruly passions of the human breast into complete repose, banish the approach of envy and ill-will, and feel the justice and wisdom of that maxim which binds us to “do to others as we would that they should do to us.” With those who are actuated by such feelings time flies cheerfully and happily away; days, months, and years glide over them in calm and rapid succession, and leave no traces behind them but such as have tended to the improvement of the mind or the cultivation of the best affections of the heart. Thus retired from the frivolities and affectation of the world, they feel how soon the *real* wants of Nature are satisfied; they allow themselves to glide quietly down the mighty stream of Time, at peace with their own hearts and in love with every

member of their species; and, eyeing the vices and follies of the world with pity rather than anger, they rejoice at their own happy and tranquil lot, and experience how easy it is to say—"I have learnt, in whatever state I am, therewith to be content."

It is impossible to picture a state of greater happiness in this transitory scene than that which is enjoyed by an amiable and affectionate family, or by a secluded society in such retirement as this, where each individual member is studiously anxious to advance the happiness of the rest. There the best affections of the heart and the most endearing traits of the human character are daily portrayed, and distinguish the actions of the peaceful inhabitants. No heartless discords, no striving for precedency, interrupts the friendly harmony which dwells among them, and which might *everywhere prevail* if the heart were cultivated with that anxiety which is sedulously displayed on the frivolities of dress, and the "pumps and vanities" which so generally pervade society. Such vain and unnecessary pomp, however, seldom finds a place with the peaceful inhabitants. Such were the enlightened and amiable members of "the Port Royal Society." "These were men whom the love of retirement had united to cultivate literature in the midst of solitude, of peace and of piety. They formed a society of learned men, of fine taste and sound philosophy. Alike occupied on sacred as well as profane authors, they edified while they enlightened the world. The example of these solitaries shows how retirement is favourable to penetrate into the sanctuary of the muses, and that by meditating in silence on the oracles of taste, in imitating we may equal them."

The trammels to thought and the useless forms and observances of society no longer clog and envelop the mind the moment it feels itself in retirement; it then immediately falls upon its own internal resources, and, eagle-winged, can scale with success the steep and towering pinnacles of scientific knowledge, or stoop down and scrutinize and admire the wondrous and beautiful productions of Nature with the purest delight and the calmness of conscious security. The moment a contemplative character finds himself alone, how tranquil are the feelings that take possession of his breast! The extravagance and exuberance of a wandering imagination are softened down and chastened by the peace and tranquillity which surround him; the varying rays of thought are concentrated into one bright and radiant



focus; and the highest productions of science, the brightest works of genius, the finest workings of sensibility, and the benevolent schemes of the philanthropist for the amelioration of the sufferings of his race, thus spring into existence, which, but for the benign influence of solitude on the heart, would in all probability never have found their way to the public eye.

It is only in solitude that mankind can calmly feel and truly estimate the variableness and uncertainty of public opinion and popular applause. In the sweets of retirement man feels how superficial and unfounded are often the opinions of the giddy multitude. Far retired from the contaminating influence of malice and uncharitableness, from the attacks of which even the most virtuous are doomed to suffer, and anxiously wishing to see universal happiness reign around and harmonize with the unison of the universe, he soon learns to value lightly opinions formed without reason or reflection, and to pity rather than despise those who act with a destitution of that Christian charity which is the golden chain that binds man to his fellow-man, and teaches us that the feelings of another ought always to be held sacred. If, however, the man of sensibility does allow the envenomed shafts of malice occasionally to ruffle the philosophic calmness of his thoughts, the consciousness of the purity of his own intentions soon restores his wonted quietude. He turns to the inspection of his flower-beds with patient resignation, and enjoying the rural harmony by which he is surrounded, feels regret that the carpings and backbitings of the busy world so little accord with the order and harmony of the works of Omnipotence which surround him. In the incessant warfare which the untoward circumstances of commercial life, and "the whips and scorns of time," keep up his best principles and finest feelings, he finds at last that the surest way to preserve the latter from the ruthless desecration of thoughtless ignorance or base ingratitude is to retire to some distance from the sphere of activity to which his choice of life had destined him, to seek the seclusion of solitude, where, with a few silent companions to conduct his thoughts to the glory and grandeur of past ages and the contemplation of the purity and beauty of immaculate virtue, he may enjoy that tranquillity and happiness in the bosom of his family and in the confidence of his friends, which leave a far more delightful impression on the mind than the acclamations which follow the conqueror's steps, or the glory that crowns the

exertions of the most patriotic statesman. What though the unambitious and retired are deprived of *some* of the elegancies of fashionable life and of *many* of the advantages which rank and riches can command at will, as they sit down contentedly in their cottages covered with straw and satisfied with a limited competence? They feel, in calmly resigning the world and all its gaudy joys to those who more eagerly enjoy the intoxicating draught, that they are abandoning the *showy* for the *solid* enjoyments of life; and that, by having learnt to be content with a little, their fears for the coming events of future years have entirely vanished, and that the principles they have acquired in the bosom of solitude have emptied the quiver of adversity of all its envenomed shafts. What though they labour for a competence in the retired vale of obscurity, and the approval of future generations may never be pronounced upon their humble deeds? They feel that

“—————There’s a joy,  
 To the fond votaries of fame unknown;  
 To hear the still small voice of conscience speak  
 Her whispering plaudits to the silent soul.  
 Heaven notes the sigh afflicted goodness heaves,  
 Hears the lone plaint by mortal ear unheard,  
 And from the cheek of patient sorrow wipes  
 The tear by mortal eye unseen, or scorned.”

Such must have been the feelings which pervaded the bosom of an eloquent and pathetic modern writer, when he wrote “The Wish,” from which the following description of the pleasures of retirement is not inappropriately extracted. “If I might hope from fate the fulfilment of my only wish, I would not desire the superfluities of wealth, nor dominion over my fellow-creatures, nor to spread my fame in distant countries. I would wish to retire from the bustle of a town, where a thousand snares are laid for the virtuous, where custom has established a thousand follies, into rural solitude, and to pass my days in my cottage and little garden, unenvied and unknown. In the shady trees around the cottage, the birds should dwell in undisturbed repose and sing responsive from tree to tree. Behind my house should extend my spacious garden, where *obedient art* should lend its willing aid to perfect and improve the pleasing designs of Nature. A hedge of hazels should enclose it, and in each corner should stand a vine-covered bower. Thither would I often repair, to avoid the scorching heat or to see the sun-burnt gardener turning up the soil, to sow in its

bosom the seeds of nutritious vegetables. A clear stream should meander through the rich meadow beyond my garden, and then wind its course through the shady grove, intermingled with young and slender stems. With a vineyard on one side, towards the open country, and a field waving with golden grain, the richest monarch would be poor in comparison to me.

“ While he who dwells in a town is awakened from his slumbers by the distracting tumult ; while lofty walls intercept the lovely view of the morning sun, and his imprisoned eyes are never cheered by the beauteous scenes of the rising day, I should be awakened by the soft breezes of the morn and the gay concerts of the birds. I should spring from my couch, and hasten to meet Aurora in the flowery mead or on the neighbouring hill, while my songs of transport should echo from its brow. For what is more delightful than beauteous Nature, when, in harmonious confusion, she displays the infinite variety of her charms ? Presumptuous man ! why seekest thou to embellish Nature by thy ridiculous art ? Construct labyrinths with verdant walls, and let the yew, at measured intervals, rear its pointed head ; let the walks be of pure gravel, and not a blade of grass disturb the steps of the wanderer. Give me the rural mead and the entangled thicket ; their variety and irregular disposition result from secret principles of harmony and beauty, which fill the mind with rapturous emotion. Often would I wander till midnight beneath the moon’s mild beam, in solitary pleasing meditation on the harmonious universe, while innumerable worlds and suns sparkle over my head.

“ When gloomy days with chilling rains, or inclement winter, or the sultry heats of summer, deny me the pleasure of a walk, I would shut myself up in my solitary chamber. There I would spend my hours with the noblest society, the pride and honour of past ages ; with those great men who have transferred the stores of their genius into instructive books ; whose society imparts dignity and elevation to the soul. This teaches me the customs of many nations, and the wonders of nature in distant countries ; and that discloses her most secret operations. This develops the economy of nations and records their history, at once the disgrace and the honour of humanity ; and that describes the charms of virtue.”

*(To be continued.)*

---

## ARTICLE IX.

## ON THE CULTURE OF THE COXCOMB.

BY T. J.

NOT having seen many remarks on the culture of this most beautiful plant, I take the liberty of communicating to the readers of the Cabinet, the following method I have practised with great success, if you think them worthy of a place in your most valuable Cabinet.

Sow the seed the beginning of March, and put it in a hot-bed frame where there is a good heat, from 75 to 80 degrees; as soon as the plants are up, and the seed-leaves expanded, pot them into very small pots, and replace them in the frame, as near the glass as you can, which will prevent their being drawn up weakly. The plants should be kept in these pots till the crown shows itself, and those which show first should always be preferred, as they generally make the finest and best combs.

The compost I have grown them most successfully in is, one half turf or maiden loam of a sandy nature, and nearly one half of well rotted hot-bed manure, with a small portion of leaf mould; these are well chopped and mixed up together, but not sifted. It is essential that the plants are well drained. As soon as a crown is formed, pot them in larger sized pots, but not over pot them; shift them when you see they require it. Let them remain in the frame till they are grown to a very large size, and then remove them into a greenhouse or conservatory to remain. Use strong liquid manure water, watering them all the time they are in the frame, as it causes the comb to be of a richer colour, and much finer than if watered with even pure rain water. By this plan I have grown them to measure 23 inches in length, and eight inches in diameter, and they have bloomed in full vigour until late in November.

Balsams will do remarkably well under the same treatment as the coxcomb.

## PART II.

## LIST OF NEW AND RARE PLANTS.

ARCTOSTAPHYLOS NITIDA.—Shining Bear-berry. (Bot. Mag. 3904.) Ericaceæ. Decandria Monogynia. Synonym, *Arbutus discolor*. A native of Mexico, where it grows in the coldest situations. Seeds of it were sent to J. T. Mackay, Esq., and a plant raised at the Dublin College Botanic Garden, where

it has bloomed. It is a most desirable shrubby plant, and it is hoped it will prove quite hardy; a slight frame protection has been found sufficient hitherto. It is a very graceful shrub, having somewhat the appearance of a long willow-leaved *Arbutus*. The flowers are produced in a compound, or paniculated, many-flowered raceme, very similar to an *Arbutus* flower in colour and size, but the quantity of blossoms are far more abundant. Dr. Hooker states, "a more desirable plant has not been introduced for a long time."

*COLEUS BARBATUS*.—Bearded flowered. (Pax. Mag. Bot. 219.) Labiatae. *Didynamia Gymnospermia*. Synonym, *Plectranthus barbatus*. A native of Abyssinia. It is a green-house shrubby plant, growing about half a yard high, and blooming very freely on its numerous stems. The flowers are produced in spikes of six or eight inches long, of a light blue and pale purple colour, each blossom being about an inch long,

*CYRTOCHILUM FILIPES*.—Thread-stalked. (Bot. Reg. 59.) Orchidaceae. *Gynandria Monandria*. A native of Guatemala. It has bloomed with Mr. Bateman, and is in the collection of the London Horticultural Society too. The flower has very much the appearance of an *Oncidium*. Sepals and petals brownish red, with a yellow edge and marked with yellow in various forms. Labellum yellow. Each flower is near two inches across. The flowers are produced on a pendant raceme of many flowers. The following kinds of *Cyrtochilum* are known to exist, but not as yet introduced into this country. *C. undulatum*, New Grenada. *C. flexuosum*, New Grenada. *C. ixiodes*, New Grenada. *C. volubile*, Peru. *C. pardinum*, Peru.

*DIPLOLENA DAMPIERI*.—Dampier's Double Cup. (Bot. Reg. 64.) Rutaceae. *Polyandria Monogynia*. A native of the Swan River. It is a robust hardy greenhouse shrub, requiring similar treatment to the *Correas*, to which it is allied, though not in its general appearance. It has the arrangement of parts formed in composite plants without any affinity to them; it is also apetalous among polypetalous ones. The flowers are somewhat like those of a *Hypericum*, about two inches across. The centre rosy-red, the other portion yellow.

*GESNERA DISCOLOR*.—Varnished Gesnera. (Bot. Reg. 63.) Gesneraceae. *Didynamia Angiospermia*. A handsome flowering, herbaceous species, said to be from Brazil. It has bloomed in the collection of Mr. Young, of the Epsom Nursery. The flower stem rises two feet high. The flowers are produced in vast profusion in a very branching leafless panicle. Each flower is near two inches long, and near half an inch in diameter across the tube, of a beautiful varnished carmine red colour. The branches are of a shining deep purple. It deserves to be in every collection of the tribe of stove-plants.

*ECHINOCACTUS CORYNODES*.—Many-flowered. (Bot. Mag. 3906.) Cactaeae. *Icosandria Monogynia*. Grown in the rich collection of Cactaeae, in the Botanic Garden at Kew. It blooms freely in the summer months. The flowers are of a bright sulphur with a red eye formed of stigmas. The form of the plant is subglobose, depressed at the top, and the sides are cut into about sixteen ridges.

*ERIA CONVALLARIOIDES*.—The close-headed woolwort. (Bot. Reg. 62.) Orchidaceae. *Gynandria Monandria*. It has small whitish flowers collected in dense heads.

*HEIMIA SALICIFOLIA*, VAR. *GRANDIFLORA*.—Large-flowered. (Bot. Reg. 60.) Lythraceae. *Dodecandria Monogynia*. This plant was originally introduced into this country under the name of *Chrysosemma salicifolium*. When grown successfully it is one of the handsomest greenhouse plants. It has been grown in the open air, but though it will live so exposed, it does not bloom near so satisfactorily as in the greenhouse. The plant branches freely, and blooms profusely. The flowers are produced on its long branches in three or four at each joint. Each blossom is near two inches across of a fine deep yellow. It has recently bloomed in the collection at Sion House Gardens, where it had been received from Buenos Ayres. It deserves a place in every greenhouse; it is probable it may be had cheap at the principal nurseries.

**KREYSIGIA MULTIFLORA.**—Many-flowered. (Bot. Mag. 3905.) Melanthaceæ. Hexandria Monogynia. A half hardy herbaceous plant, a native of New South Wales, from whence it was sent to the Botanic Gardens at Kew. The foliage is much like that of the Lily of the Valley, but the stem grows erect, flexuose. The flowers are produced freely of a pretty rose colour, each blossom being an inch across. It blooms for the greater part of summer.

**LASIOPETALUM MACROPHYLLUM.**—Large-leaved. (Bot. Mag. 3908.) Bytneriaceæ. Pentandria Monogynia. A native of New South Wales. It has recently bloomed in the greenhouse of the Edinburgh Botanic Garden. It is an erect growing shrub, rising several feet high, branching leaves six inches long, broad. The flowers are produced in corymbs of ten or twelve in each, at the axil of every leaf. Each blossom is near an inch across, of a whitish-green, with dark stigmas, giving a pretty effect.

**PREPUSA HOOKERIANA.**—Scarlet and white-flowered. (Bot. Mag. 3909.) Gentianæ. Hexandria Monogynia. A native of Brazil. It is grown at Kew and Glasgow Botanic Gardens. In its native state it grows in large patches in moist exposed places, blooming in March and April. It is a perennial, herbaceous plant, growing half a yard high. The flower stems are of a beautiful pink. The flowers are nodding, each an inch and a half long. The calyx is inflated, of a pale pinkish-red colour. The limb of the corolla, being the only part seen, is of a yellowish-white, near an inch across. The *Lychnis roseus* flowers give an idea of the form of those of our present plant, only the latter are four times the size. It is a very interesting and pretty plant.

**RHODODENDRON GIBSONI.**—Mr. Gibson's rose-bay. (Pax. Mag. Bot.) Ericaceæ. Decandria Monogynia. From the Khoseea Hills in the East Indies to the Chatsworth Collection, where it has recently bloomed. The habit and foliage of the plant are quite novel among Rhododendrons, and approach nearer to the Azulla. The flowers are however those of a Rhododendron, and for size, delicacy of tint, and beautiful yellow spotting on the upper segment are almost unrivalled. Each blossom is more than three inches and a half across, whitish, tinged with pink, and the top segment spotted with yellowish brown. The plant grows erect, branching, and blooms most profusely. It deserves a place in every greenhouse or conservatory. It must be seen in order properly to appreciate its merits. Mr. Paxton has named it after the person who discovered it.

**WITSENIA MAURA.**—Dark-flowered. (Pax. Bot. Mag. 221.) Iridaceæ. Triandria Monogynia. A native of the Cape of Good Hope; we saw it in bloom the last summer at Mr. Low's Nursery, Clapton. Its manner of growth is somewhat like the *W. corymbosa*; but grows much more vigorous, and higher. The flowers are produced in pairs, and have a very long tube which is green on the lower part and gradually merges into a blackish-purple at the top; each flower is upwards of three inches long.

---

PLANTS NOTICED IN BOTANICAL REGISTER NOT FIGURED.

**CLERODENDRON SPLENDENS.** Imported from Sierra Leone, and is now in bloom in the stove collection of Mr. Knight, of King's Road, Chelsea. From most other species of *Clerodendron* it is distinct, being a climbing plant, but does not ramble. The leaves are very like those of *Combretum purpureum*, in fact it has much the habit of that plant. The flowers are produced in clusters near the tips of the shoots, and though not large are very showy, being of splendid deep scarlet colour. It begins to bloom at an early period of its growth, and it appears to be a plant that will continue long in bloom. It is a valuable acquisition to our climbers and well deserves a place wherever practicable.

**DYCKIA ALTISSIMA.**—From Buenos Ayres, to the Glasgow Botanic Garden, and has bloomed in the greenhouse of the London Horticultural Society. The flower stem is slender, rising six feet high. The flowers resemble those of *D. rariflora*, but not quite so brilliant.

**CŒLOGYNE CORONARIA.**—From India to the Chatsworth collection of Orchideæ. It is a pretty species, with pale greenish-yellow petals and sepals. The lip has a yellow centre, and a beautiful streaked and spotted crimson edge.

**ERIA BIPUNCTATA.**—Another Orchidea from India to Chatsworth; it has the flowers of a *Liparia* and foliage of an *Eria* so far as aspect goes. The flowers are very diminutive, of a yellowish-white tipped with purple, and the labellum with yellow.

**PLEUROTHALLIS PICTA.**—An Orchidea from Mexico, with purple flowers.

**ONCIDIUM BARKERII.**—From Mexico to Mr. Barker's, Springfield, near Birmingham. It is a fine species. The flowers are very large, lip of a clear pale yellow, and rich brown spotted petals and sepals. The lip is an inch and a half across. The raceme is about a foot long,

**ONCIDIUM NEBULOSUM.**—From Guatemala to the London Horticultural Society, where it has bloomed. It is a fine species, having the appearance of *O. reflexum*. The flowers are large, pale yellow, with faint spots of brown at the base of the lip and on the sepals and petals.

## PART III.

### MISCELLANEOUS INTELLIGENCE.

#### QUERIES.

**ON PRUNING ROSES.**—As an Amateur Florist, and devoted to the Rose above all other beauties of the garden, you would do me a most especial benefit and favour, by giving a page or two in your *CABINET* to the art of *pruning Rose Trees*, now become almost a "craft or mystery," by reason of the numerous plants of recent introduction. I have nearly killed some valuable sorts by pruning after the old fashion. Mr. Rivers has skimmed the subject in his "Guide," but much more is wanted; and let me entreat you, before the spring, to comply with my reasonable request.

Clapham, Nov. 18th, 1841.

OTTO.

**ON FLOWER BEDS FOR A GRASS PLOT.**—Having a Grass Plot before the drawing-room windows, the length of which is 45 yards, the breadth 30 yards, I am desirous of laying it out with flower-beds; will you, or any of your correspondents, oblige me by giving me a plan for the same?

Nov. 10th, 1841.

A SIX YEARS' SUBSCRIBER.

#### ANSWERS.

**TREES TO COVER A WALL.**—A "Constant Subscriber" asks for a list of hardy and half-hardy Plants suitable for covering a wall. The following list is much at the service of a "Constant Subscriber."

Showy and rapid growing, well calculated for speedily covering the upper part of a wall:—

*Hardy.*—*Wistaria Consequana*, *Bignonia capreolata*, *Tecoma* (*Bignonia*) *radicans*, *Lycium Afrum*, *L. Europeum*, *Rosa Banksia*, *R. B. lutea*, *Clematis florida flore pleno*, *C. flammula rotundifolia*.

*Half-hardy.*—*Edwardsia grandiflora*, *Cobea scandens*, *Tecoma Australis* (*Bignonia Pandoræ*), *Passiflora cœrulea*, *Calampelis scabra*, *Rhodochiton volubile*, *Maurandya Barclayana*, *Tropæolum tricolorum*.

*Evergreens.*—*Clematis pedicellata* (*cirrhusa*), *Caprifolium sempervirens*, *Rosa sempervirens*.

Showy plants that will ultimately, but not so speedily as the forementioned ones, reach the top of the wall:—

*Hardy*.—*Robinia hispida*, *Cercis Siliquastrum*, *Cydonia japonica*, *C. j. alba*, *Acacia Julibrissin*, *Deutzia scabra*, *Ribes speciosum*.

*Half-hardy*.—*Clianthus puniceus*, *Acacia lophantha*, *Ceanothus azureus*, *Escallonia glandulosa*, *Hybiscus Syriacus*, *Camellia alba flore pleno*, *Gardenia florida*.

*Showy Plants for bottom of Wall*.—*Gardenia radicans*, *Chimonanthus fragrans*, *Siphocampylos bicolor*, *Diplacus glutinosus*, *D. puniceus*, *Fuchsias*, &c.

*Plants whose Foliage will look well in Winter*.—*Berberis (Mahonia) Aquifolia*, *Lycycteria formosa*, *Arbutus procera*, *Cratægus glabra*, *Benthamia fragifera*, *Thermopsis laburnifolia (Anagyris indica)*.

*Magnolias*.—*Magnolia grandiflora*, *M. conspicua*, *M. acuminata*, *M. purpurea*, *M. glauca*, *M. Thomsoniana*.

FLORA.

### REMARKS.

CHRYSANTHEMUMS IN THE CELEBRATED COLLECTION OF MESSRS. CHANDLER AND SONS, VAUXHALL, LONDON.—We have recently visited this Nursery and found the Chrysanthemums, as usual, very gay and in profuse bloom, and when viewed in contrast with the general aspect of a nursery have a cheerful appearance. No person having a taste for flowers and possessing the means to grow them, after viewing the collection in bloom, could, we think, hesitate to commence becoming a cultivator of them. Messrs. Chandler had all the best kinds in this country in cultivation last season; to them they have added a number of very pretty seedling kinds received from Mr. Salter, nurseryman, Versailles, France. In France and Jersey seed ripens well on plants grown in the open air, but in this country they must be grown under glass to ripen seed. The finest kinds raised from seed obtained in this country have been raised by Mr. Freestone, Watlington Hall, near Downham, Norfolk; he has been very successful in ripening seeds, depending generally on the semi-double kinds; by artificial impregnation he thus secures fertile seed. On our going to Messrs. Chandlers we saw in several streets in the neighbourhood, that the residents in south-aspected houses, having a small plot of ground in front of the house, had planted several of the showy kinds against the wall, and having trained them systematically, and now being in profuse bloom, they had a most animating appearance; even in the beds of such small plots of ground, a number of bushes were in splendid bloom. The following is a descriptive list of the best kinds we saw in bloom at Messrs. Chandlers:—

*Queen*.—Blush; petals broad, very double; blooms in clusters of six or eight.

*Pulcherrimum*.—Pink; petals broad, very double.

*New Sanguineum*.—Fine crimson-red; broad petals, very double.

*La Superb*.—Light rosy-pink; outer petals broad, next tasselled, and centre ones incurved, double.

*Colonel Coombs*.—Orange tinged with red, and having a red centre.

*Leonora*.—Yellow tinged with orange-pink; before the petals expand they are red, the undersides only showing.

*Invincible*.—Pure white; broad petals, very double; the petals are so numerous that, as the centre ones advance, they cause the outer ones to reflex.

*Surprise*.—Pure white; petals broad.

*Magnet*.—Bright yellow; broad petals; flowers in clusters of five or six.

*Spectabile*.—Very pure white; quilled and tasselled; shows a small yellow centre.

*Georgiana*.—Bright blush; petals large, broad; centre of the flower a rosy purple before the petals expand.

*Gouvain St. Cyr*.—Yellow on the upper side of petal, the underside orange; double.

*Cassimer Perrier*.—Bright puce-crimson; petals broad; double.

*Imperial*.—White inside of petals, outside light blush; broad. When the outer petals are expanded fully the flower becomes nearly funnel shaped.

*Memnon*.—Beautiful light pink; petals broad; blooms in clusters of six or eight; double.



- Madame Pompadour*.—Beautiful pink; broad petals; double.  
*Arago*.—Orange; crimson red before expanding.  
*Conqueror*.—Blush; very broad petal; large flower.  
*Floribundum*.—Tasselled pink; deeper colour towards centre.  
*Formosum*.—Sulphur when the petals first expand, but afterwards become white, so that the flower eventually has a white ray and sulphur disk, producing a pretty effect; petals broad.  
*Gem*.—White; broad petals, outer ones tinged with pink.  
*Insigne*.—Deep rosy-purple at the outside of petals, the inside being nearly white; petals broad.  
*Sanguineum*.—Deep crimson; broad petals.  
*Lucidum*.—White incurved; broad petals.  
*Marquis*.—Blush; broad petals; very double.  
*Compactum*.—White; broad petals; in form like a fine double ranunculus.  
*Princess Maria*.—Rose; broad petals; in form like a double ranunculus.  
*Duc de Catineau*.—Deep red; broad petals; the centre is yellow before expanding.  
*Isabella*.—Beautiful pure white upper side; outer side of petals before they expand yellow; in form like a double ranunculus.  
*Coronet*.—Centre of bloom pale sulphur; when petals have expanded some time they become pure white; petals broad; in form like a double ranunculus.  
*Minerva*.—Centre of bloom pale yellow, next petals white, outer ones pinkish-blush; broad petals.  
*Mirabile*.—Centre light buff, the outer petals creamy-white; petals broad; flower very double.  
*Theresia*.—Orange red; petals broad; flower large.  
*Celestial*.—Centre white; outer petals of a beautiful blush tinge; flower the form of a double ranunculus.  
*Triumphant*.—Centre buff; as the petals expand, they become nearly white on the upper side and of a deep pink on the under side; flower very double.  
*Rosalind*.—Beautiful pink; outer petals quilled, centre ones tasselled.  
*Exquisite*.—Cream coloured centre, but as the petals expand they become white; petals broad.  
*Bicolor*.—Pure white inside, outer tinged with yellow; a very neat form and blooms profusely.

[To be continued, with instructions on a new mode of treatment recently adopted.]

**SUPERB ROSES.**—This list of the best Roses in each section named below have been sent us by Mr. C. Wood, of Woodlands Nursery, and growing in their celebrated collection. **SEMPERVIRENS:**—*Félicité perpétuelle*, small double cream-coloured, a specimen trained over a trellis, which covers upwards of 60 square feet, and is quite dazzling; *Princess Louise*, creamy white and rose; and *Princess Marie*, fine reddish pink. **AYRSHIRE:**—*Alice Grey*, beautiful large blush; myrrh-scented, blush, remarkable for its peculiar aromatic odour; and *Ruga*, pale flesh. **BOURSAULT:**—*Crimson*, purplish crimson, velvety; and *Gracilis*, fine bright rose colour. **MULTIFLORA:**—*Laure Davoust*, fine deep pink; and *Rubra*, small, compact, rose colour. **HYBRID CLIMBING:**—*The Garland*, small pink, lilac, and blush, very changeable; this variety flowers in immense clusters; on one branch of a rather large specimen that we saw, there could not have been less than 700 flowers; and *Wells' white*, which also produces immense clusters of blossoms. All the above-mentioned kinds are strong growers and free flowerers, and therefore admirably adapted for training up pillars, dead trees, or over trellis-work. **BRIARS:**—*Mossy*, double-rose, bud quite mossy; *Rose Angle*, double bright pink; and *Scarlet*, beautiful crimson scarlet; the two first named possess the fragrance of the common Sweet Briar. **GALLICA:**—*A Fleurs à feuilles marbrées*, a singular variety with variegated leaves and deep blush flowers, marbled with red; *Anarelle*, double, deep lilac blush; *Belle de Marly*, large, rose mottled with lilac, a good show flower; *Caragéon*, globular, large blush; *D'Aguesseau*, large deep crimson, very double; *Duc de Treviso*, crimson, edged and striped with purple, remarkably

double and compact, and is a good model for a show rose; Duc d'Orléans ponctué, bright rose, distinctly spotted with white; La Muskowa, fine velvety purple, very dark indeed; Madame Damoreau, large deep reddish crimson; Peacock's Queen Adelaide, fine velvety purple; Tricolor d'Orléans, purplish ground, distinctly striped with white; William the Conqueror, dark crimson, very double, splendid. Moss:—A Feuilles d'Agathe, small pale flesh, in very large clusters; Asepala, white and rose, with curious small sepals; Double, fine dark red, clustered; De Neuilly, single pinkish lilac, very pretty; Ecarlate, fine bright rose; and Striped pale flesh, striped with pink; in addition to these we noticed seven or eight newly-imported sorts, some of which appeared distinct. PROVENCE:—Duchesne, superb large blush; fringed—in some collections this is arranged with the mosses, but as a proof that it ought to be placed among the Provinces, we noticed a plant, where even on the same branch some of the sepals were fringed, and others plain like the common cabbage rose; Bullée, rose colour, with singular blistered leaves; Spotted, fine deep rose, spotted, globular, large and double; New Unique panaché, an improvement on the old striped unique; and Wilberforce, a very bright cherry, almost scarlet. HYBRID PROVENCE:—La Volupté, vivid rose, cupped, large and double; L'Ingenue, pure white, tinged with yellow; Pomponne de la Queue, fine blush; and Reine des Belges, very double, pure white. ALBA:—Elise, deep flesh, double, very pretty; La Séduisante, delicate rose, prettily cupped; Naissance de Vénus, compact, deep blush; Sophie de Marseille, very double blush; and Viridis, greenish, with a white centre; the buds of this variety are quite green. DAMASK:—Arlinde; Coralie, white with a rosy centre, cupped; Elise Vioart, large, double, deep blush, an abundant bloomer; Madame de Maintenon, rose edged with white. HYBRID CHINA:—A l'odeur de Pâte d'Amande, globular, bright red, with a peculiar almond-like scent; Aurora, large rosy lilac, striped with white—splendid; Belle et Mince, fine globular rosy lilac; Blairii, No. 1, large bright rose, highly scented, with remarkably red wood; Capitaine Sissolet, rich rose, the petals almost of the same consistence as those of a Camellia; Coutard, large bright rose, flowers in fine clusters; Daphne, bright red, shaded with salmon, habit of the plant very compact; Daubenton, bright crimson, beautifully shaded; General Lamarque, a very dark crimson, with quite a bronze tint; Lady Stuart, large globular blush, clustered; La Quaintinine, large, deep rose, very double; La Seulissienne, pale flesh, with curiously-cut petals; Lord John Russell, bright cherry-colour, veined and marbled; Maréchal Mortier, rich dark purple, beautiful; Probus Empereur, large, double, violet-purple; Prométhée, fine rosy lilac—an extraordinary bloomer; Robin Hood, very deep rose, globular, and cupped; Rosine Dupont, purple, striped with scarlet, very double; and Wandhuissou, very bright red, shaded with purple. PERPETUAL:—La Magnanime, deep rose, curiously veined, blotched, and marbled; La Miemie, small, double, compact, deep red; Rose du Roi, deep crimson—of this variety we saw several beds of plants on their own roots, which dotted the ground with a superb carpet; Torrida, rich deep crimson, quite velvety; and Triomphe de Montmorency, fine deep red. HYBRID PERPETUAL:—Auberon, large, deep crimson; Edward Jessie, rich purple-crimson; Louis Buonaparte, fine deep rose; Princesse Hélène, splendid rose, beautifully veined; and William Jesse, large pinkish rose. BOURBON:—Henri, fine blush white; Julie de Loynes, beautiful double white, cupped, and clustered; Phillipart, fine shaded rose; and Queen of the Bourbons. CHINA:—Don Carlos, cream colour, tinted with yellow; Macrophylla, beautiful reddish pink—always in bloom; and Reine de Lombardie, fine crimson. TEA-SCENTED:—Calliope, fine yellowish-white; Cels, blush, with a pink centre; Fragrantissima, beautiful deep pink, shaded with salmon, very sweet; Goubalt; Grandiflora, large, deep pink; Le Pactole; Mansais; Nina, superb large blush; Niphotos, large, globular, pale lemon; Pharoan, deep carmine; and Strombio. NOISETTE:—Aimée Vibert, pure white, producing large clusters, and almost always in flower; Boulogne, cupped, very small, double, dark velvet; Felleberg, beautiful bright red; Hudsoni, blush white, with a rosy centre, and having quite the odour of a tea rose; Jaune Desprez, growing everywhere in great luxuriance, and quite uninjured by the winter; Miss Glegg, superb pure white, beautifully cupped; Vitel-

lina, pure white, with a salmon, and sometimes quite an orange centre—splendid; and Wells' Red, No. 21, rich red and pink—the flowers are produced in the most graceful clusters. MUSK:—La Princesse de Nassau, pale straw colour, very highly scented. MICROPHYLLA:—Pourpre du Luxembourg, fine dark red; and Triomphe de Macheteaux rose, beautifully edged with white, cupped, and very large. BRACTEATA:—Lucida duplex, fine large double white, with glossy foliage; and Maria Leonida, beautiful white, with a rosy centre.—*Gardener's Chronicle*.

At the London Horticultural Society's show, at Chiswick, we carefully inspected the very splendid exhibition of Roses, and out of the many thousands exhibited, we took minutes of all the best in each class; we shall give them in this and the next two Numbers.

By MESSRS. WOOD AND SON, WOODLANDS NURSERY, MARESFIELD, SUSSEX.

*Hybrid China Roses*.—*Becquet*; very rich beautiful deep dark purple. *Fulgens*; very bright dazzling scarlet, cupped, most beautiful. *Coupe d'Amour*; bright pinkish rose, cupped, middle sized, very beautiful.

*Mareschal Lannes*.—Most beautiful bright red shaded with purple.

*Bizarre de la Chine*.—Very rich red and purple.

*Lilac Queen*.—Purple and lilac, large; a splendid flower.

*Vingt Neuf Juillet*.—Very beautiful bright dazzling scarlet, shaded with purple.

*Petit Pierre*.—Purple and red, cupped, large and very double.

*Triomphe d'Angers*.—Most brilliant crimson, striped with light, delightfully fragrant.

*Magna rosea*.—Very beautiful deep rose.

*Camuzet carnee*.—Magnificent bright rose; a very delightful scented kind.

*Smith's Seedling*.—Bright rosy-crimson.

*Pallagi*.—Bright scarlet, very showy.

*Madame de St. Hermine*.—Deep rich cherry colour, very beautiful.

*Sandeur Panachee*.—Rosy-lilac, beautifully and distinctly striped with white.

*Blairii*.—Beautiful rose coloured.

*Lascasus*.—Fine rose coloured, very large and splendid.

*Attelaine de Bourbon*.—Beautiful bright mottled rose colour: large and very double.

*Beauté vive*.—Fine distinct rosy red, cupped; a beautiful kind.

*Coccinea superba*.—Fine scarlet and crimson, beautifully cupped.

(To be continued.)

## FLORICULTURAL CALENDAR FOR DECEMBER.

PLANT STOVE.—Roses, Honeysuckles, Jasmines, Persian Lilacs, Azaleas, Rhododendrons, Carnations, Pinks, Primroses, Mignonette, Stocks, Aconites, Persian Irises, Crocuses, &c., required to bloom from January, should be brought in early in the present month. The plants should be placed at first in the coolest part of the house: never allow them to want water. Pots or boxes containing bulbous-rooted flowering plants, as Hyacinths, Narcissus, Persian Irises, Crocuses, &c., should occasionally be introduced, so as to have a succession of bloom. All stove-plants will require occasionally syringing over the top, in order to wash off any accumulated dust from the foliage. Cactus plants that have been kept out of doors, or in the greenhouse, should occasionally be brought into the stove for flowering, which gives a succession. If any of the forced plants be attacked with the green fly, a syringe with diluted tobacco-water will destroy them. If the leaves appear bit, and turn brown (the effect of damage by red spider), a syringe of soap-suds at the under side of the leaves

is effectual to destroy them. The glutinous substance remaining not only kills those it is applied to, but prevents others returning there.

**Plant Box or Thrift-edging for Borders.** As many of the *Orchidaceæ* begin to require potting, we cannot too strongly recommend the use of *Spagnum* for some kinds; those we have found to thrive in it beyond our expectations are *Brassias*, *Stanhopeas*, *Cirrheas*, *Gongoras*, *Acroperas*, and others of similar habit; those with pendent flowers are placed in wire baskets and suspended, as they then show their flowers to more advantage. Continue to keep hard-wooded plants as dormant as possible.

**GREENHOUSE.**—As much fire as will barely keep out frost will be necessary, and for the purpose of drying up damp arising from foggy nights, or from watering. All possible air should be admitted in the day-time, but mind to keep the plants from damage of frost. *Chrysanthemums* will require a very free supply of air, and a good supply of water. By the end of the month many will be going out of bloom; such should be cut down; and if any kind be scarce, the stalks may be cut in short lengths, and be struck in heat. Always cut the lower end of the cutting close under the joint. If greenhouse plants require watering or syringing over the tops, let it be done on the morning of a clear day, when air can be admitted; and towards evening a gentle fire-heat should be given.

**FLOWER-GARDEN.**—Be careful to protect beds of what are technically called "Florists' flowers," should severe weather occur. *Calceolarias* that were cut down and repotted last month will require attention. Not to water too much, or they will damp off. Keep them in a cool and airy part of the greenhouse or pit. Whilst in a cool and moist atmosphere, the shoots will often push at the underside numerous rootlets. Where such are produced, the shoots should be taken off and potted; they make fine plants for next season, and are easier propagated now than at any other season. Protect the stems of tender climbing *Roses*, and other kinds, by tying a covering of furze over them, that whilst it fully protects admits sufficiency of air for the well being of the plant.

*Auriculas* and *Polyanthuses* will require plenty of air in fine weather, and but little water. The like attention will be required to *Carnations*, *Pinks*, &c., kept in pots. *Dahlia* roots should be looked over, to see if any are moulding or likely to damage. Let the roots be dry before they are laid in heaps. Newly planted shrubs should be secured, so that they are not loosened by the wind. The pots of *Carnations* and *Picotees* should be placed in a situation where they may have a free air, and be raised above the ground. If they are under a glass-case, it will be much better than when exposed to the wet and severity of the winter, or many will in all probability be destroyed. Where it is desirable to leave patches of border-flowers undistributed, reduce them to a suitable size by cutting them round with a sharp spade. When it is wished to have a vigorous specimen, it is requisite to leave a portion thus undisturbed. Ten-week *Stocks* and *Mignonne*, in pots for blooming early next spring, to adorn a room or greenhouse, must not be over watered, and be kept free from frost. A cool frame, well secured by soil or ashes at the sides, and plenty of mats or reeds to cover at night, will answer well. Tender evergreens, newly planted, would be benefited by a little mulch of any kind being laid over the roots. During hard frosts, if additional soil be required for flower-beds upon grass lawns, advantage should be taken to have it conveyed at that time, so that the turf be not injured by wheeling. Pits or beds for forcing *Roses*, &c., should be prepared early in the month. Tan or leaves are most suitable, unless there be the advantage of hot water or steam. New planted shrubs of the tender kinds should have their roots protected by laying some mulch, &c. Suckers of *Roses*, &c., should now be taken off, and replanted for making bushes, or put in nursery rows; soils for compost should now be obtained. Beds of *Hyacinths*, *Tulips*, &c., should have occasional protection. Any roots not planted may successfully be done in dry mild weather till February.

# INDEX.

## A.

### AUTHORS.

	Page
A.A., remark by . . . . .	46
A Beginner, query by . . . . .	166
A Constant Reader, query by . . . . .	94, 212
Subscriber, query by . . . . .	236
A Cottager on Cacti . . . . .	60
A Friend to Floriculture, query by . . . . .	235
A North Briton, answer by . . . . .	262
——, on the Formation of Shrubberies . . . . .	132
A Subscriber, on Flower Beds . . . . .	95
——, queries by . . . . . 69, 114, 116, 138, 139, 144, 190,	260
—— and Constant Reader, query by . . . . .	116
A Young Beginner, but an Old Subscriber, query by . . . . .	211
Gardener, answer by . . . . .	141
A Youngster, query by . . . . .	139
A. E., on the Damask Rose and Tulip . . . . .	33
Ajax, answer by . . . . .	261
Alpha, answer by . . . . .	94
Amicus Cinerarius, on the Culture of Cinerarias . . . . .	36
An Old and Constant Subscriber, query by . . . . .	92
An Old Subscriber, query by . . . . .	70
—— in East Kent, query by . . . . .	69
An Original Subscriber, query by . . . . .	212
A. Z., queries by . . . . .	45, 212

### ORIGINAL.

Auricula, Dialogue on the Culture of the . . . . .	77, 148, 178
——, on the Culture of the . . . . .	102, 125
Auriculas and Carnations, on Preserving . . . . .	17

### NEW PLANTS.

Acacia biflora, noticed . . . . .	90, 92
—— platyptera, ditto . . . . .	68
—— urophylla, ditto . . . . .	92
Aerides Brookerii, ditto . . . . .	184
Æschyanthus grandiflorus, ditto . . . . .	42, 233
Amanecus longiflora, ditto . . . . .	234
Anchusa petiolata, ditto . . . . .	89
Angelonia cornigera, ditto . . . . .	42
Angræcum bilobum, ditto . . . . .	183
—— gladifolium, ditto . . . . .	19
Aporum sinuatum, ditto . . . . .	68
Argyreia festiva, ditto . . . . .	210
Armeria fasciculata, ditto . . . . .	69, 113
Arundina bambusæfolia, ditto . . . . .	68

	Page
MISCELLANEOUS.	
Amaryllis, query on an	139
Anemones, query on	260
April, Floricultural Calendar for	96
August, Floricultural Calendar for	192
Auriculas, query on.	190

## B.

## AUTHORS.

B. J. C., query by	138
Bridges, Mr. H., on Pinks	136

## NEW PLANTS.

Bæckia campanulata, noticed	260
Batatas Bonariensis, ditto	89
Begonia incana, ditto	137
———, Martynia, ditto	259
———, papillosa, ditto	138
———, punctata, ditto	260
Berberis coriaria, ditto	209
——— trifoliata, ditto	235
Bignonia speciosa, ditto	209
Bolbophyllum sordidum, ditto	43
Bomarea simplex, ditto	113
Boronia anemonæfolia, ditto.	190
——— ledifolia, ditto	183
——— tryphylla, var. 2nd., latifolia, ditto	233
——— vininea, ditto	260
Bossiaea disticha, ditto	257
——— tenuicaulis, ditto	233
Brachycome iberidifolia, ditto, 65, reference to plate	218
Brassia Lawrenceana, ditto	89
Brugmansia parviflora, ditto	260
Brunonia australis, ditto	42
Burlingtonia rigida, ditto	257

## MISCELLANEOUS.

Billbergia Zebrina, remarks on	23
Bone dust, query on	140
Brown grub, query on	212

## C.

## AUTHORS.

Cacti, query by	192
Camellia, query by	93
———, remarks by	237
Catleugh, Mr. Wm., on Pelargoniums	237
Civis, on Auriculas and Carnations	17
———, on Preserving the Dahlia, &c.	273
Cock, Mr. Wm., on Pelargoniums	10, 238

	Page
C. P. O., queries by . . . . .	19, 45
Cuthill, Mr. James, on Mignonette . . . . .	11
C. W. F., on Pelargoniums . . . . .	85
———, query by . . . . .	63, 236

## ORIGINAL.

Cacti, on . . . . .	30, 60, 62
Calceolarias, article on . . . . .	73
Camellia, on Growing in House Windows . . . . .	231
Carnation, observations on the . . . . .	128
Carnations, on Preserving . . . . .	17
Cinerarias, on the Culture of . . . . .	36
Cyclamen Persicum, on the culture of . . . . .	151

## NEW PLANTS.

Calceolaria, indescribable, reference to plate . . . . .	73
———, Lovely Ann, ditto . . . . .	73
———, Ne plus ultra, ditto . . . . .	73
Calestacia cyanea, ditto . . . . .	68
Callistachys longifolia, noticed . . . . .	89
——— linearis, ditto . . . . .	183
Callithauma viridiflorum et angustifolium, ditto . . . . .	114
Catasetum barbatum, var. proboscidem, ditto . . . . .	43
——— callosum, ditto . . . . .	43
——— cornutum, ditto . . . . .	43
——— fuliginosum, ditto . . . . .	259
——— laminatum, var. eburneum, ditto . . . . .	43
——— lancifolium, ditto . . . . .	43
Chelone Lyonii, ditto . . . . .	43
Chorizema latifolia, reference to plate . . . . .	145
——— spectabile, noticed . . . . .	137
Chycis bractescens, ditto . . . . .	113
Cirrhopetalum Macraei, ditto . . . . .	184
Citrus deliciosa, ditto . . . . .	91
Chianthus carneus, ditto . . . . .	68
Cobæa stipularis, ditto . . . . .	137
Coburghia coccinea, ditto . . . . .	113
——— trichroma, ditto . . . . .	113
Crelogyne cristata, ditto . . . . .	91
Colea floribunda, ditto . . . . .	113
Columnæ Schiedeana, ditto . . . . .	92
Convolvulus scoparius, ditto . . . . .	209
——— verrucipes, ditto . . . . .	91
Crocus annulatus Adamicus, ditto . . . . .	137
——— lagenæflorus, var. lacteus lutescens, ditto . . . . .	137
——— speciosus, ditto . . . . .	114
——— suaveolens, ditto . . . . .	114
Cryptopodium Andersonii, ditto . . . . .	65
Cuphea Melvilla, ditto . . . . .	258
Cyanothus axillaris, ditto . . . . .	259
Cymbidium pubescens, ditto . . . . .	183
Cynoches Loddigesii, var. leucochilum, ditto . . . . .	89
Cypripedium barbatum, ditto . . . . .	184
Cyrtochilum maculatum, ditto . . . . .	183

	Page
<b>MISCELLANEOUS.</b>	
Cacti, query on . . . . .	44
——, remarks on . . . . .	211
Calceolarias, query on . . . . .	236
——, remarks on . . . . .	141
Camellias, query on . . . . .	139
Carnations, a list of . . . . .	142
——, answer on . . . . .	236
——, query on . . . . .	138, 211
——, remarks on a list of . . . . .	215
Chrysanthemums in the collection of Messrs. Chandler, Vaux- hall . . . . .	292
Clianthus puniceus, query on . . . . .	166
Conservatories and Greenhouses, remarks on . . . . .	44
Crowea saligna, query on . . . . .	93
Cyclamen Persicum, query on . . . . .	94

## D.

## AUTHORS.

Dale, Mr. G. T., remarks by . . . . .	171
D. F., query by . . . . .	139

## ORIGINAL.

Dahlia superflua, article on . . . . .	49
Dahlias, on the number of Prizes of the best . . . . .	13
——, on an ornamental arrangement of . . . . .	83
——, observations on . . . . .	219, 247
——, obtaining early blooms of . . . . .	8
——, on raising seedling . . . . .	171
Dianthus Caryophyllus, on . . . . .	265

## NEW PLANTS.

Dahlia, Burnham Hero, reference to plate . . . . .	49
——, Conqueror of the World, ditto . . . . .	49
——, Rival Revége, ditto . . . . .	49
Daphne Japonica, noticed . . . . .	91
Daubentonia tripetiana, ditto . . . . .	91
Dendrobium calcaratum, ditto . . . . .	19
—— discolor, ditto . . . . .	233
—— elongatum, ditto . . . . .	91
—— excisum, ditto . . . . .	259
—— moschatum, ditto . . . . .	19
—— tetragonum, ditto . . . . .	68
Dendrochilum glutaceum, ditto . . . . .	91

## MISCELLANEOUS.

Dahlia, query on the . . . . .	138, 166
—— Box, query on a . . . . .	138, 236
——, remarks on a . . . . .	215
Daphne odora, query on . . . . .	69



	Page
<i>Datura arborea</i> , remarks on . . . . .	262
December, Floricultural Calendar for . . . . .	295
Dutch Bulbs, query on . . . . .	212

## E.

## AUTHORS.

E., observations on Prize Dahlias, by . . . . .	219, 247
E. H., on Cacti . . . . .	31
———, on the Carnation . . . . .	128
———, query by . . . . .	69
———, Further Observations on the Carnation . . . . .	266
Elizabeth, on the Double Yellow Rose . . . . .	230

## ORIGINAL.

Earwigs, on entrapping . . . . .	232
----------------------------------	-----

## NEW PLANTS.

<i>Echeveria lurida</i> , noticed . . . . .	43
<i>Epidendrum articulatum</i> , ditto . . . . .	210
——— <i>calocheilum</i> , ditto . . . . .	258
——— <i>gladiatum</i> , ditto . . . . .	69
——— <i>Grahamii</i> , ditto . . . . .	183
——— <i>lacertinum</i> , ditto . . . . .	184
——— <i>Phœnicium</i> , ditto . . . . .	210
——— <i>pterocarpum</i> , ditto . . . . .	210
——— <i>radiatum</i> , ditto . . . . .	210
——— <i>raniferum</i> , ditto . . . . .	210
——— <i>tripunctatum</i> , ditto . . . . .	211
<i>Eria clavicaulis</i> , ditto . . . . .	43
——— <i>conoallarioides</i> , ditto . . . . .	210
——— <i>polyura</i> , ditto . . . . .	148
——— <i>pulchella</i> , ditto . . . . .	184
<i>Eucalyptus calophylla</i> , ditto . . . . .	235
<i>Eulophia squalida</i> , ditto . . . . .	259
<i>Euphorbia sanguinea</i> , ditto . . . . .	260
<i>Eurybia chrysotricha</i> , ditto . . . . .	91
<i>Euthales macrophylla</i> , ditto . . . . .	67

## MISCELLANEOUS.

<i>Echeveria gibbiflora</i> , query on . . . . .	116
<i>Epigea repens</i> , query on . . . . .	138

## F.

## AUTHORS.

Featherstone, Mr. J., remarks by . . . . .	70
Flora, query by . . . . .	261
Florista, on Florist Flowers . . . . .	250

	Page
ORIGINAL.	
Five Minutes Advice to a Young Florist . . . . .	5
Floricultural Gleanings . . . . .	225, 242
Florist's Flowers, on exhibiting . . . . .	250
Franciscea latifolia, on . . . . .	265
Fuchsia fulgens and Lechenaultia formosa, on the culture of . . . . .	146
Fuchsias, articles on . . . . .	1, 241
———, on raising hybrid. . . . .	27

### NEW PLANTS.

Fuchsia cordifolia, reference to plate. . . . .	241
——— corymbiflora, ditto . . . . .	1
——— radicans, noticed . . . . .	259

### MISCELLANEOUS.

February, Floricultural Calendar for . . . . .	47
Floricultural Society, the South London . . . . .	165
——— of London . . . . .	239
Flower Beds, on the formation of . . . . .	95
Fuchsia corymbiflora, query on . . . . .	191
———, remarks on . . . . .	46
——— fulgens, query on . . . . .	114
———, remarks on . . . . .	167, 264
Fuchsias, remarks on new hybrid . . . . .	213

### G.

#### AUTHORS.

Geldart, Mr. George, on striking the Rose . . . . .	63
G. H., remarks by . . . . .	215
G. N., on Cacti . . . . .	62
Grove, Mr. G. E., on the Cyclamen Persicum . . . . .	151
G. T. D., on Camellias . . . . .	231

#### ORIGINAL.

Garden, on the delights of a . . . . .	194
Gloxinia rubra, and Tropæolum Mortzianum, article on . . . . .	97

### NEW PLANTS.

Gardoquia betonicoides, noticed . . . . .	90
Geranium rubifolium, ditto . . . . .	40
Gloxinia rubra, ditto, 67; reference to plate . . . . .	97
Goldfussia glomerata, noticed . . . . .	183
Gompholobium Knightianum, ditto . . . . .	260
——— Youngii, reference to plate . . . . .	146
Gongora bufonia, noticed . . . . .	67
——— fulva (var. vitellina), ditto . . . . .	68
Goodetia albescens, noticed . . . . .	210
——— grandiflora, ditto . . . . .	211

## MISCELLANEOUS.

Geranium (see Pelargonium).	
Grass for a lawn, query on . . . . .	92
Greenhouses, query on . . . . .	44, 45, 115

## EXTRACT.

Gardeners' Chronicle, Newspaper, extracts from, 46, 167, 191, 192, 237, 238, 262, 264	
--	--

## H.

## AUTHORS.

H., on the Pansy . . . . .	35
—, on the Polyanthus . . . . .	84
Hannibal, a list of Carnations by . . . . .	142
Harrison, Mr. William, an extensive list of Pinks by . . . . .	110
—, list of Tulips by . . . . .	172
—, descriptive remarks on Picotees by . . . . .	242
—, on Auriculas . . . . .	102, 125
—, on the Tulip . . . . .	53
—, query by . . . . .	115
—, on the Preservation of Dahlia Roots . . . . .	276
—, Pleasures of Solitude and Gardening . . . . .	278
H. D., query by . . . . .	166
Herts, answer by . . . . .	261
Hortus, remarks by . . . . .	23
Howard, William, Esq., on the Auricula . . . . .	148, 178

## ORIGINAL.

Heartsease, on . . . . .	35, 222
Holly Tree, address to a . . . . .	88
Hyacinth, on forcing and culture of in moss. . . . .	253
—, on the cultivation of . . . . .	229

## NEW PLANTS.

Hæmanthus magnificus, noticed . . . . .	235
Hakea ruscifolia, ditto . . . . .	235
Helichrysum niveum, ditto . . . . .	89
Helleborus Olympicus, ditto . . . . .	184
— Orientalis, ditto . . . . .	184
Hemjandra emarginata, ditto . . . . .	235
Herbertia pulchella et cœrulea, ditto . . . . .	114
Heteropteris undulata, ditto . . . . .	91
Hibiscus Wrayæ, ditto . . . . .	41
Higginsia Mexicana, ditto . . . . .	211
Hymenocallis Panamensis, ditto . . . . .	235
Hypocalyptus obcordata, ditto . . . . .	233

## MISCELLANEOUS.

Heartsease, on a double-flowered . . . . .	71
—, query on . . . . .	191
—, remarks on the cultivation of . . . . .	168
Horticultural Societies of London, remarks, &c., on . . . . .	151, 185, 263
Hot-water apparatus, query on a . . . . .	212

## I.

## AUTHORS.

Ibbett, Mr. Thomas, on the Origin of the Pink	106
Ismene, query by	140

## NEW PLANTS.

<i>Impatiens candida</i> , noticed	114
— <i>rosea</i> , ditto	69
<i>Ipomœa batatoides</i> , ditto	183
— <i>ficifolia</i> , ditto	89
— <i>Hardingii</i> , ditto	259
— <i>Platensis</i> , ditto	66
<i>Ismene virescens</i> , ditto	65
<i>Isometris arborea</i> , ditto	41

## MISCELLANEOUS.

Insect infesting Plants, answer on an	140
<i>Ixia</i> , on the culture of the	237
<i>Ixias</i> , query on	93

## J.

## AUTHORS.

J. A., remarks by	207
J. F. J., query by	138
J. P., query by	139
J. S., query by	44
J. W., query by	93

## MISCELLANEOUS.

January, Floricultural Calendar for	24
June, ditto	144

## K.

## AUTHOR.

K. G., query by	212
-----------------	-----

## L.

## AUTHOR.

Lucy, query by	261
----------------	-----

## ORIGINAL.

<i>Lilium eximium</i> , &c., on the culture of	150
--	-----

## NEW PLANTS.

<i>Lœlia acuminata</i> , noticed	91
<i>Lalage horæfolia</i> , ditto	138

	Page
<i>Lathyrus tomentosus</i> , noticed . . . . .	67
<i>Lechenaultia biloba</i> , reference to plate . . . . .	137
<i>Linaria glandulifera</i> , noticed . . . . .	91
<i>Lindenia rivalis</i> , ditto . . . . .	210
<i>Lisimachia lobelioides</i> , ditto . . . . .	235
<i>Lobelia bicolor</i> , ditto . . . . .	259
——— <i>pyramidalis</i> , ditto . . . . .	259

## MISCELLANEOUS.

Leaves, remarks on . . . . .	191
<i>Lilium eximium</i> , &c., query on . . . . .	44
——— remarks on a . . . . .	45
Lily, answer on a . . . . .	94, 116
Lime-water, query on . . . . .	166
Liquid for healing wounds in plants, remarks on . . . . .	115
Lobelias, remarks on . . . . .	167
<i>Lychnis</i> , query on . . . . .	260

## M.

## AUTHORS.

Mackenzie, Mr. Peter, on the <i>Bellis Perennis</i> . . . . .	270
M'Millan, Mr. James, on <i>Fuchsia fulgens</i> . . . . .	146
———, answer by . . . . .	260
———, on the <i>Dahlia</i> . . . . .	83
———, on <i>Lilium eximium</i> , &c. . . . .	130
Major, Mr. J., on Earwigs . . . . .	232
Mansby, Mr. Robert, remarks by . . . . .	142
Martin, Mr. Michael, on Pinks . . . . .	119
M. B., query by . . . . .	140
Miller, Mr. William, query by . . . . .	191

## ORIGINAL.

Mignonette, on the culture of, in pots . . . . .	11
--	----

## NEW PLANTS.

<i>Malva campanulata</i> , noticed . . . . .	259
——— <i>laterita</i> , ditto . . . . .	67
<i>Marianthus cœrulea-punctatus</i> , ditto . . . . .	233
<i>Martynia fragrans</i> , ditto . . . . .	67
——— (nov. spec.), ditto . . . . .	259
<i>Maxillaria barbata</i> , ditto . . . . .	211
——— <i>candida</i> , ditto . . . . .	91
——— <i>jugosa</i> , ditto . . . . .	184
——— <i>placantha</i> , ditto . . . . .	184
——— <i>purpurascens</i> , ditto . . . . .	211
<i>Menanthus cœrulea punctata</i> , ditto . . . . .	239
<i>Mirbelia speciosa</i> , ditto . . . . .	258
<i>Monolopia major</i> , ditto . . . . .	41

Mormodes aromaticum, noticed . . . . .	Page 259
———— lineatum, ditto . . . . .	184
———— pardina, ditto . . . . .	258
Musa superba, ditto . . . . .	66

## MISCELLANEOUS.

Magnolia grandiflora, query on . . . . .	139
March, Floricultural Calendar for . . . . .	71
Martynia fragrans, query on . . . . .	114
May, Floricultural Calendar for . . . . .	120
Michaelmas Asters, query on . . . . .	236

## N.

## AUTHORS.

N. H., on the Genus Primulæ . . . . .	274
Norman, Mr., on the Tom Davy Pink . . . . .	199

## NEW PLANT.

Niphæa oblonga, noticed . . . . .	259
-----------------------------------	-----

## MISCELLANEOUS.

Nerium oleander, query on . . . . .	70
New plants, query on . . . . .	92
November, Floricultural Calendar for . . . . .	264

## O.

## AUTHORS.

Olitor, on the Physiology of Plants . . . . .	87, 98
One of the oldest Subscribers, query by . . . . .	236
—— of your first Subscribers, query by . . . . .	93
———— old Subscribers, query by . . . . .	139

## NEW PLANTS.

Odontoglossum pulchellum, noticed . . . . .	234
Oenothera fruticosa, var. ; indica, ditto . . . . .	65
Olinia acuminata, ditto . . . . .	211
———— cymosa, ditto . . . . .	211
Oncidium leucochilum, ditto . . . . .	41
———— longifolium, ditto . . . . .	91
———— macrantherum, ditto . . . . .	67
———— monoceras, ditto . . . . .	209
———— pelicanum, ditto . . . . .	19
———— Wrayæ, ditto . . . . .	66
Ornithogalum divaricatum, ditto . . . . .	184
Orthosiphon incurvus, ditto . . . . .	67
Oxalis fruticosa, ditto . . . . .	91
———— lasiandra, ditto . . . . .	234
Oxylobium capitatum, ditto . . . . .	138

## MISCELLANEOUS.

October, Floricultural Calendar for . . . . .	240
Oxalis Piottæ, query on . . . . .	69

## P.

## AUTHORS.

hilodahlia, query by . . . . .	138
Phiz, query by . . . . .	69
P. L., remarks by . . . . .	71
Provins, on Pelargoniums, &c. . . . .	246

## ORIGINAL.

Pansy (see Heartsease).	
Pelargonium, Smith's Superb Scarlet, on . . . . .	16
Pelargoniums, on raising from seeds . . . . .	10
———, on the winter treatment of . . . . .	85
———, &c., remarks on . . . . .	246
Petunia, on growing the . . . . .	109
Picolees, remarks on . . . . .	225, 242
Pink, on the origin of the . . . . .	106
——, Tom Davy, on bleaching . . . . .	199
Pinks, a list of 50 best . . . . .	136
——, an extensive list of . . . . .	110
Plants, on the physiology of . . . . .	87, 98
——, remarks on . . . . .	122
Polyanthus, on the culture of . . . . .	84

## NEW PLANTS.

Paulownia imperialis, noticed . . . . .	42
Pedicularis pyramidata, ditto . . . . .	235
Pelargonium flash, reference to plate . . . . .	169
—— Prince of Waterloo, ditto . . . . .	169
Penstemon heterophyllus, noticed . . . . .	66
Pernetia angustifolia, ditto . . . . .	209
Phacelia fimbriata, ditto . . . . .	210
Philadelphus Mexicanus, ditto . . . . .	184
Phlomis simplex, ditto . . . . .	184
Pholidota undulata, ditto . . . . .	69
Physianthus auricomus, ditto . . . . .	209
Pimelea spectabilis, ditto . . . . .	69
—— Hendersonii, ditto . . . . .	260
Placea ornata, ditto . . . . .	234
Pleurothallis recurva, ditto . . . . .	68
Pogonia plicata, ditto . . . . .	210
Poinsettia pulcherrima lutea, ditto . . . . .	42
Polystachia reflexa, ditto . . . . .	91
Potentilla insignis, ditto . . . . .	184
Protea longiflora, ditto . . . . .	211
Pultenæa brachytropis, ditto . . . . .	138
Puya heterophylla, ditto . . . . .	41

## MISCELLANEOUS.

Page

Pelargonium, on the culture of . . . . .	237, 238
———— Priory Queen, answer on . . . . .	261
———— Smith's Superb Scarlet, on . . . . .	23
———— Sylph, query . . . . .	69
Pelargoniums, a list of . . . . .	118
————, &c., query on . . . . .	44, 93, 116, 140, 212, 236
Petunia marginata prasina, query on . . . . .	236
Picotee, Nulli secundus, on . . . . .	142
Picotees, query on . . . . .	211
Pink, Smith's Superb, query on . . . . .	19
Pinks, a list of . . . . .	94, 119, 215
————, query on . . . . .	69, 211
Plants for shady situations, query on . . . . .	93
———— for growing under trees, query on . . . . .	261
Portulacca Thellusonii, remarks on . . . . .	239
Pots, answer on . . . . .	262
————, query on . . . . .	212
Primroses, query on . . . . .	69

## EXTRACTS.

Paxton's Magazine of Botany, extracts from . . . . .	46, 239
--	---------

## Q.

## ORIGINAL.

Queries, remarks on answers to . . . . .	207
--	-----

## R.

R., remarks by . . . . .	44
Rosa, query by . . . . .	19
R. W. C., query by . . . . .	120, 191

## ORIGINAL.

Ranunculus Asiaticus, article on . . . . .	25
Rosa Devoniensis, article on . . . . .	193
Rose, on grafting and striking cuttings of the . . . . .	63
————, on the Yellow Noisette . . . . .	182
————, remarks on the Double Yellow . . . . .	230
———— and Tulip, on the introduction of the . . . . .	33
Roses, a description of Provence and Hybrid Chira . . . . .	30
————, remarks on the division of . . . . .	194

## NEW PLANTS.

Ranunculus Felix, reference to plate . . . . .	25
———— Herbert, ditto . . . . .	25
———— Luna, ditto . . . . .	25



	Page
Rigidella flammea, noticed . . . . .	41
——— immaculata, ditto . . . . .	211
Rodriguezia maculata, ditto . . . . .	43
Rosa Devoniensis, reference to plate . . . . .	193
Roscoea lutea, noticed . . . . .	235
Rossiaea paucifolia, ditto . . . . .	184

## MISCELLANEOUS.

Ranunculuses, query on . . . . .	260
Rhododendron, query on the Scarlet-flowered . . . . .	138
Rhododendrons, remarks on . . . . .	117
Rose, answer on the Double Yellow . . . . .	261
———, remarks on the Banksian . . . . .	46
Roses, on the Yellow Hybrid China . . . . .	70
———, query on . . . . .	19, 139
———, remarks on budding . . . . .	192

## S.

## AUTHORS.

S., query by . . . . .	92
Scotus, query by . . . . .	93, 116, 117
———, remarks by . . . . .	167
Slater, Mr. John, on the Delights of a Garden . . . . .	198
———, remarks by . . . . .	200
Spary, Mr. G., on growing Petunias . . . . .	109
S. R. P., on raising Hybrid Fuchsias . . . . .	27

## ORIGINAL.

Shrubberies, on the formation of . . . . .	132
Sparaxis, article on the . . . . .	121
Stachys Downesii, Lechenaultia biloba, and Brachycome iberidifolia, article on . . . . .	217

## NEW PLANTS.

Saccolobium Blumei, noticed . . . . .	184
Salvia confertiflora, var. $\beta$ , ditto . . . . .	258
——— dulcis, ditto . . . . .	260
——— hians, ditto . . . . .	184
——— regla, ditto . . . . .	260
——— tubifera, ditto . . . . .	210
Schromburgkia tibicinus, ditto . . . . .	210
Scutellaria splendens, ditto . . . . .	211
Sida Bedfordiana, ditto . . . . .	234
——— picta, ditto . . . . .	42
Sobralia sessilis, ditto . . . . .	68

	Page
<i>Solanum crispum</i> , noticed . . . . .	259
— <i>macrantherum</i> , ditto . . . . .	65
<i>Sowerbia laxiflora</i> , ditto . . . . .	66
<i>Sparaxis</i> vars., reference to plate . . . . .	121
<i>Spirea Kamtschatica</i> , var. <i>Himalensis</i> , noticed . . . . .	68
<i>Sprekelia glauca</i> , ditto . . . . .	90
<i>Stachys Downesii</i> , reference to plate . . . . .	217
<i>Statice monopetala</i> , noticed . . . . .	258
<i>Stevia tracheloides</i> , ditto . . . . .	90
<i>Stigmaphyllon ciliatum</i> , ditto . . . . .	235
<i>Strobilanthes sessilis</i> , ditto . . . . .	258
<i>Styloidium proliferum</i> , ditto . . . . .	138

## MISCELLANEOUS.

<i>Salvia patens</i> , remarks on . . . . .	237
Seedling flowers, query on . . . . .	45
September, Floricultural Calendar for . . . . .	216
Soils, query on . . . . .	93, 139
Stove Plants, answer on . . . . .	141
Succulents, remarks on . . . . .	46

## T.

## AUTHORS.

T. B., on <i>Salvia patens</i> . . . . .	237
T. J., on culture of the Coxcomb . . . . .	288
Thompson, Mr., on the Heartsease . . . . .	222
—, on the Hyacinth . . . . .	253
Tyso, Mr. Cary, on Dahlias . . . . .	8

## ORIGINAL.

Tulips, a descriptive Catalogue of . . . . .	172
—, remarks on . . . . .	53
—, a select list of . . . . .	271
Tyso, Mr. Cary and Mr. William Harrison, remarks on articles by . . . . .	200

## NEW PLANTS.

<i>Tabernæmontana dichotoma</i> , noticed . . . . .	258
<i>Tigridia violacea</i> , ditto . . . . .	211
<i>Tithonia ovata</i> , ditto . . . . .	258
<i>Triptilion spinosum</i> , ditto . . . . .	114
<i>Tritelia aurea</i> , ditto . . . . .	258
<i>Tropæolum Mörzianum</i> , ditto, reference to plate . . . . .	68, 98
<i>Tulipa tricolor</i> , noticed . . . . .	210

INDEX.

15

Page

MISCELLANEOUS.

Trellises, query on . . . . .	261
Tulip judgment, query on . . . . .	115
Tulips, query on . . . . .	235

V.

AUTHOR.

Veritas, on Smith's Superb Scarlet Pelargonium . . . . .	16
--	----

NEW PLANTS.

Vanda tessellata, noticed . . . . .	68
Verbena (new White), ditto . . . . .	234

MISCELLANEOUS.

Vesta Stove, query on the . . . . .	139
Victoria Regia, remarks on . . . . .	119

W.

AUTHORS.

Waterer, Mr. M., remarks on Rhododendrons . . . . .	117
Webster, Mr. J., answer by . . . . .	141
W. G. B., on the Noisette Rose . . . . .	182
_____ , query by . . . . .	212
W. M. B., query by . . . . .	139
Wood, Mr. Charles, jun., on Roses . . . . .	30, 194
Woodmansey, Mr. William, on Dahlia Prizes . . . . .	13
_____ , Five Minutes' Advice to a Young Florist . . . . .	5
W. W., query by . . . . .	114

MISCELLANEOUS.

Wood and Son, splendid Roses . . . . .	295
--	-----

X.

AUTHORS.

X. Y., query by . . . . .	212
X. Y. Z., remark by . . . . .	115

Z.

NEW PLANT.

Zichia Villosa, noticed . . . . .	138
-----------------------------------	-----

	PLATES.	Page
Brachycome iberidifolia . . . . .		218
Calceolarias (vars.) . . . . .		73
Chorizema latifolia . . . . .		145
Dahlia, Burnham Hero . . . . .		49
——, Conqueror of the World . . . . .		49
——, Rival Revenge . . . . .		49
Dianthus Caryophyllus . . . . .		265
Franciscea latifolia . . . . .		265
Fuchsia cordifolia, &c. . . . .		241
—— corymbiflora . . . . .		1
Gloxinia rubra . . . . .		97
Gompholobium Youngii . . . . .		146
Lechenaultia biloba . . . . .		137
Pelargonium flash . . . . .		169
—— Prince of Waterloo . . . . .		169
Ranunculus Felix . . . . .		25
—— Herbert . . . . .		25
—— Luna . . . . .		25
Rosa Devoniensis . . . . .		193
Sparaxis (vars.) . . . . .		121
Stachys Downesii . . . . .		217
Tropæolum Mortzianum . . . . .		98

22







