


Historic, archived document

Do not assume content reflects current scientific knowledge, policies, or practices.

1900

APR 11 1900



STAYMAN
1/2 NATURAL SIZE

TREES
THAT
PRODUCE
RESULTS


J. Van Lindley Nursery Co.

Pomona, N.C.

BONUM

NATURAL SIZE

YORK
IMPERIAL



Index to Ornamental Department

| PAGE | PAGE | PAGE | PAGE |
|--|-----------------------------------|--------------------------|--|
| Abelia.....20 | Cratægus.....27 | Juniper.....16, 18, 19 | Retinospora.....20 |
| Abies.....18 | Cryptomeria.....17 | Juniperus.....18, 19 | Rhus.....13, 15 |
| Acacia.....14 | Cupressus.....18 | Judas Tree.....15 | Robinia.....30 |
| Acer.....9, 28 | Cydonia.....28 | Kerria.....25, 28 | Rosa rugosa.....30 |
| Æsculus.....9 | Cypress.....16, 18 | Kudzu Vine.....35 | Rose Acacia.....30 |
| Alder.....25 | Deciduous Shade Trees.....8-15 | Laburnum.....13 | Rose of Sharon.....25 |
| Albizia.....14 | Deutzia.....25, 26 | Lagerstrœmia.....14 | Roses, Bush.. 30, 36-40 |
| Althea.....25, 33 | Diervilla.....32 | Laurel.....22 | Roses, Climbing..40, 41 |
| Amorpha.....27, 28 | Dogwood.....12, 25, 26 | Laurocerasus.....22 | Salisbury.....9 |
| Ampelopsis.....35 | Dutchman's Pipe.....34 | Lead Plant.....28 | Salix.....15 |
| Andromeda.....15, 21 | Elæagnus.....30 | Ligustrum.....22, 34 | Salt Bush.....27 |
| Apricot.....12 | Elder.....26 | Lilac.....25, 28 | Sambucus.....26 |
| Arbervitæ.....16, 33 | Elm.....9 | Linden.....9 | Shrubs, Hardy Flow- ering.....23-32 |
| Aristolochia.....34 | Euonymus 21, 26, 34, 35 | Liquidambar.....10 | Senna.....30 |
| Ash.....8 | Evergreen Thorn.....21 | Liroidendron.....11 | Smoke Bush.....13 |
| Ashberry.....22 | False Indigo.....27 | Lonicera.....27, 35 | Snowball.....25, 31 |
| Aucuba.....22 | Fetter Bush.....21 | Magnolia.....14, 22 | Snowberry.....25, 31 |
| Azalea.....25 | Firs.....16, 18 | Mahonia.....22 | Sophora.....14 |
| Baccharis.....27 | Flowering Quince.....28 | Maple.....9, 28 | Sourwood.....15 |
| Barberry.....25, 33 | Forsythia.....25, 27 | Maple, Japanese.....25 | Special-Purpose Trees 12 |
| Bean Tree.....13 | Fraxinus.....8 | Melia.....15 | Spice Bush.....31 |
| Benzoin.....31 | Fringe Tree.....13 | Mimosa.....14 | Spindle Tree.....26 |
| Berberis.....25 | Gardenia.....21 | Mock Orange.....25, 29 | Spiræa.....25, 30 |
| Box.....21 | Ginkgo.....9 | Monk's Pepper.....14 | Spruce.....16, 20, 34 |
| Broad-leaved Ever- greens.....20-22 | Gleditschia.....9 | Morus.....14 | Sumach.....15 |
| Burning Bush.....26 | Globe Flower.....25 | Mulberry.....14 | Sweet Gum.....10 |
| Buxus.....21 | Golden Bell.....25, 27 | Myrtle, Crape.....14 | Sweet Pepper Bush..32 |
| Calycanthus.....25, 32 | Golden Chain.....13 | Oak.....10 | Sweet Shrub.....25, 32 |
| Camellia.....21 | Groundsel Shrub.....27 | Oleaster.....30 | Sycamore.....11 |
| Cape Jasmine.....21 | Gaulder Rose.....31 | Oxydendron.....15 | Symphoricarpos.....26 |
| Caryopteris.....25 | Hawthorn.....27 | Pæonia.....35 | Syringa.....28 |
| Catalpa.....8, 12 | Hedera.....35 | Pagoda Tree.....14 | Tamarisk.....32 |
| Cedar.....16, 17 | Hedge Plants.....33, 34 | Peach, Flowering..14, 25 | Tamarix.....32 |
| Cedrus.....17 | Hemp Tree.....14 | Perennials.....35 | Taxus.....20 |
| Cerasus.....12 | Hemlock.....18 | Philadelphus.....25, 29 | Texas Umbrella.....15 |
| Cercis.....15 | Hibiscus.....35 | Picea.....20 | Tilia.....9 |
| Chamæcyparis.....20 | Holly.....22 | Pieris.....21 | Thuja.....16 |
| Chaste Tree.....14 | Honey Locust.....9 | Plane Tree.....11 | Tsuga.....18 |
| Cherry.....12 | Honeysuckle..25, 27, 35 | Platanus.....11 | Tulip Tree.....11 |
| Chionanthus.....13 | Hop Tree.....13 | Plum, Purple-leaved.15 | Ulmus.....9 |
| Clematis.....34 | Horse-Chestnut.....9 | Poplar.....10 | Verbena Shrub.....25 |
| Clethra.....32 | Hydrangea.....25, 27 | Populus.....10 | Viburnum.....31 |
| Climbing Vines..34, 35 | Ilex.....22, 25 | Privet.....22, 34 | Vitex.....14 |
| Colutea.....30 | Indian Currant.....26 | Ptelea.....13 | Wafer Ash.....13 |
| Coniferous Ever- greens.....16-20 | Ivy.....35 | Ptelea.....13 | Weigela.....25, 32 |
| Coral Berry.....25, 26 | Japanese Maple.....28 | Prunus.....12, 14, 15 | Willow.....15 |
| Cornus.....12 | Japanese Rose.....28, 30 | Pueraria.....35 | Wistaria.....35 |
| Cotoneaster.....21 | Japan Varnish Tree..9 | Pyracantha.....21 | Yew.....16, 20 |
| Cranberry, High Bush.....31 | Jasmine.....28 | Quercus.....10 | Yucca.....32 |
| | Jasminum.....28 | Red Bud.....15 | |

Fruits, Nuts, Etc.

| PAGE | PAGE | PAGE | PAGE |
|---------------------|--------------------------------|-----------------------|------------------------|
| Almonds.....71 | Damsons.....63, 64 | Hazelnut.....71 | Pecans.....69, 70 |
| Apples.....46-52 | Dewberries.....73 | Horse-Radish.....75 | Plums.....63, 64 |
| Apricots.....64 | Figs.....65 | Mulberries.....65 | Quinces.....65 |
| Asparagus.....74 | Filberts.....71 | Nectarines.....64 | Raspberries.....73 |
| Berries.....72-74 | Fruits for the South, 42-68 | Nut Trees.....69-71 | Rhubarb.....75 |
| Blackberries.....73 | Gooseberries.....72 | Peaches.....57-62 | Small Fruits.....72-74 |
| Cherries.....55, 56 | Grapes.....66-68 | Pears.....53-55 | Strawberries.....74 |
| Chestnuts.....70 | | Persimmons, Japan..65 | Walnuts.....71 |
| Currants.....72 | | | |

General Information

| PAGE | PAGE | PAGE | PAGE |
|---|--|--|--|
| Apples, Keeping Win- ter, in Cellar.....46 | Guarantee.....4 | Planting, Distances for.....80 | Spraying.....77 |
| Apples, Succession of Ripening.....52 | How to Make the Home Grounds At- tractive.....6 | Planting Season.....4 | Substitution.....4 |
| Apples, Winter, for Special Locations..52 | How to Order.....4 | Pruning Pointers...80 | Thinning Fruit.....77 |
| Delayed Shipments...4 | Insects, How to Kill.25 | Reasons for Home Planting.....5 | Three Generations of Tree-Growing....3 |
| Equipment.....4 | Landscape Planting: Three Simple Prin- ciples of.....7 | Replacing.....4 | Trees, Cultivation of.76 |
| Fertilization.....76 | Later Pruning.....78 | Salesmen.....4 | Trees, Hardy.....44 |
| Frozen Stock.....4 | Location of Nurseries 3 | Shipping Facilities...4 | Trees, How to Care for Before Planting44 |
| Fruits for the South.42 | Orchard, Keep a Rec- ord of.....44 | Shipping Season....4 | Trees, How to Plant.45 |
| Fruits, What Shall We Plant.....43 | Orchard, Selecting a Place for.....44 | Shrubs, About.....23 | Trees, How to Prune at Time of Plant- ing.....45 |
| Fruit Trees, Why We Should Plant.....43 | Ornamentals.....5 | Shrubs, Hardy Flow- ering.....23 | Trees or Plants for an Acre.....80 |
| Fruit Trees, Young, Thrifty the best...44 | Packing Fruit.....77 | Shrubs, Pruning...24 | Where We Ship....4 |
| | | Shrubs, Specially Good Species.....25 | |

J. Van Lindley Nursery Co.

POMONA, N. C.

(Guilford County, near Greensboro)



BRANCH NURSERY IN HARNETT COUNTY

NURSERYMEN · FLORISTS

*400 ACRES IN NURSERY
SIXTEEN GREENHOUSES*


*FRUIT TREES AND PLANTS
NUT TREES · SHADE TREES
EVERGREENS · SHRUBS · ROSES*



“Our Neglected Beauty”

DURING the recent visit of Mr Clarence Poe, editor of the “Progressive Farmer,” to the old country, he brought back the photograph above. He says: “Why not plant an avenue leading to your residence—an avenue which, even if less pretentious than this, will nevertheless give a peculiar dignity and charm to your home, and whose beauty will increase with every passing year, until your children’s children revere the loving foresight you exhibited?”

Three Generations of Tree-Growing



THE Lindley Nursery interests are now in the hands of the third consecutive generation of tree-growers—father, son and grandson have all been engaged in horticulture for the twofold reason that they loved this noble pursuit, and could therefore engage in it with an interest far exceeding the commercial consideration—the desire for gain—which formed the second substantial motive. It is but fair to say that, viewed from either standpoint, the enterprise is a successful one—all the more so, financially, because of the love of each member of the firm for things that grow.

One of the constant aims of the J. Van Lindley Nursery Company is to hold fast to the deservedly worthy trees and plants, while accepting those new introductions that can be depended on to be worth while. This involves a pretty difficult problem—it means keeping out of the rut of clinging to the older varieties without giving the new ones a trial. On the other hand, it makes it necessary to recommend these more recent introductions with care.

Here will be found, in the various departments, numerous old “reliable standards,” just as many as we have found to be really valuable and adapted to our climate. Here, too, you will see many of the new introductions—and you may rest assured, in every case, that we believe these to be all right.

We have a favorable soil and climate, and superior facilities in the way of skilled workers and modern equipment, to produce high-grade plants and trees. Experienced growers have long ago learned that it pays to buy for quality, even when necessary to pay a little more for it, than to accept inferior stock; and we have hundreds of regular customers on our books—farmers and fruit-growers in high standing in their communities—who will gladly testify to the excellence of the stock we supply.

In most cases, Lindley trees and plants cost practically the same as stock of inferior or uncertain quality; but, even when it costs more, ours is invariably **worth** far more than the difference, because of the strong, vigorous growth it makes and because of **what it produces**, which is the thing that counts. Lindley trees are of known pedigree and are **well grown**—have plenty of good roots; they make a sturdy growth from the first season. Our fruit trees bear profitable crops, and our ornamentals commence early to make an effective display. There are many other features that go to make Lindley trees and plants especially desirable, but this will help to explain **why** ours are especially worth while—and abundantly worth what we ask for them.

Favorably Located for Growing Thrifty Trees and Plants

This section is noted as one of the most healthful to be found anywhere in the state. We are about thirty miles east of the foothills of the Alleghanies, and have a very equable climate—mild, without going to either extreme. Thus the things we grow will succeed both north and south of us—in fact, we have satisfied customers all the way from New York to Texas. The fatal “yellows” of the peach is unknown here. We fill large orders each season for localities where this disease prevails.

The best test that we know of, whether a nursery is doing really good work, is the word of customers of many years’ standing. Letters in this Catalogue show that trees supplied years ago lived and commenced bearing almost at once.

As further protection, we furnish with each shipment a certificate that our Nurseries have been examined by the State Entomologist of North Carolina and found entirely free from San José scale and other contagious diseases.

Dear Mr. Buchanan: There is no longer any nursery here. I would refer you to the J. Van Lindley Nursery Co., of Pomona, N. C. Most people here are buying their trees from him, and he furnishes good stock and his prices are not high. I am with kind regards, Yours truly, A. M. BOWMAN, Salem, Va., Dec. 14, 1912.

Equipment and Shipping Facilities

We own about 1,200 acres of land, all told, of which some 400 acres are planted to trees. We thus have ample room in which to grow and expand. On the home grounds at Pomona, we have a modern and commodious packing-shed, arranged for the rapid handling and filling of orders.

The Southern Railway passes through our grounds, and we load cars directly from the packing-shed, saving time and increasing efficiency. Smaller shipments go by express; the Southern Express Company has an agent in our office.

As to Our Salesmen

We employ a large force of salesmen, who cover most of the southern states, during the spring and summer. Most of these gentlemen are personally known to us, and many have been in our employ for years. We never appoint a salesman who cannot produce satisfactory reference; every application for a position on our sales-force is carefully looked up, and we make no appointments until we have thoroughly satisfied ourselves that the candidate will be a credit to himself and to us—courteous, honorable and impartial in his dealings with tree-buyers.

In the mutual interest of salesman and customer, however, we feel bound to add that, should anything occur which would lead you in any way to suspect that the salesman was anything but fair and honorable in his transactions, we would consider it a great favor to be immediately notified of the fact. We have rarely, if ever, known of such cases on our own force; yet, with such a large selling staff as we employ, there is the bare possibility of such a thing, and we make this request with the thought of **prevention** rather than **correction**. Our representatives are nearly all practical tree men, and will be glad to help you with your selections.

How to Order

If convenient, we prefer that you order from one of our salesmen. If not, and if no price-list is enclosed with this catalogue, write us for one and send your order direct to us. We will give it careful attention, shipping at the proper time.

Always make out your order on a separate sheet from your letter; write your name, address, post office and shipping-point very plainly. Remit by post office or express money order, bank draft, or by cash in registered letter.

GUARANTEE.—We guarantee our stock, and use all means in our power to please our customers and have everything true to label; yet, in filling annually 22,000 orders, a mistake will occasionally occur. In such cases, we furnish trees, etc., to replace the same, and it is mutually agreed between ourselves and purchasers that we are not liable for damages more than above stated.

SUBSTITUTION.—When varieties ordered are already sold, we reserve the privilege of substituting other varieties of equal merit, or better, and ripening at the same season. Patrons not desiring substitution in any instance should so state in ordering.

REPLACING.—When stock is delivered in good condition, our responsibility ceases.

Shipping and Planting Season

In ordinary seasons we begin shipments in November, and continue up to Christmas, then discontinue till about February 10; we then commence again and ship till about the first of April. Planting season in the South is good from November to April, when the weather is open and nice and no frost in the ground. We enter orders as received, and ship as soon as we can. When orders are not shipped promptly, it is caused by unfavorable weather and other conditions over which we have no control.


WHERE WE SHIP.—We ship with perfect safety to all the southern and border states—from New York to Florida. Last season we shipped with perfect safety to thirty states. We pack orders so they will keep in good condition for three weeks or more.

IF FROZEN IN TRANSIT.—Nursery stock frozen in transit will not damage if handled as follows: Immediately on finding sign of frost in boxes, close them tight and place in cellar or bury in sawdust or dirt, and do not handle the stock until all signs of frost have disappeared. It will require perhaps ten days to draw the frost in this manner. Do not expose to light or air while frozen.

SHIPMENTS DELAYED IN TRANSIT and which open up too dry and appear to be shriveled should be soaked in water over night, which will resuscitate them.

Ornamentals

Long before ante-bellum days, southern homes were noted for their great beauty of trees, shrubs, plants and vines, which grew luxuriantly about the grounds. With the renewed industrial and agricultural prosperity of the South, the demand for new



We practise what we preach. Before planting

and choice flowering shrubs, plants and vines, and shade trees for home and avenue plantings, has increased enormously. Everywhere people are beginning to fully appreciate the greater value in dollars of the well-ornamented property, whether private or public. Besides, the pecuniary value attached to tree- and shrub-planting about a place, is the influence and refinement upon the lives of the individuals who are daily permitted to enjoy the beauties of the rich colorings of flowers and foliage and fruit

—those marvelous gifts to man—during the four seasons of the year.

Most persons have pleasant memories of a home during some period of their life where deliciously sweet-scented honeysuckles or roses clambered up the pillars of the veranda; of great trusses of snowballs in early spring; and lovely spikes of fragrant lilacs, with their glossy heart-shaped leaves. There are many other familiar names to be found by carefully reading the following pages. You will also find new and strange plants and shrubs and trees, but you can make them your friends. They are all well worth planting, having been carefully selected for our stock.

All of us have pride in our home surroundings. The surest and most permanent way or ornamentation is by planting trees, shrubs, vines and plants. We are pleased to announce that we have the stock and facilities to meet this demand by increased plantings and propagations in our nurseries, with larger and better stock of tried varieties **suitable for southern plantings.**

Some Reasons for Home Planting

“The great object of most of our work is simply to have a good home—to make a place of rest and refuge for ourselves, a place of peace and gladness for those we love. How many of us who are farmers and housekeepers would labor half so hard or half so cheerfully without this inspiration of making a home—a place to be loved—for someone who is younger or less able to strive than we. To most of us it is one of life’s greatest objects. We feel sorry for the man who confuses the means with the end, and imagines that he lives to acquire wealth, instead of desiring wealth because it will enable him to lead a more satisfying and useful life. If there is any man who has come to think that it is more important for him to buy more land, or to add to his bank account, than to make his



This shows the same place after planting

home convenient and pleasant for his wife, or attractive and dear to his children—we would warn him right now that he is making one of the greatest mistakes a man can make. The man who sees no beauty in the sweep of the landscape beyond the prospect of the dollars the growing crops will yield, who has no interest in his stock beyond the profits they bring, who regards as unworthy his attention the beauty of blossoming flower or the cheer of singing bird because he cannot convert them into money, misses the best part of country life, even though he be a 'successful' farmer and owns fertile acres and overflowing barns. So the man who is willing to live himself and let his family live in an unattractive, ill-kept, out-at-the-heels sort of home, fails sadly to realize the possibilities of country life, or to appreciate the effects of environment upon character.

"We are not pleading for fine houses or elaborate grounds; we are not laying down any standard to which readers should conform. It does not take a big house or a great estate to make a pretty home. We have seen little cottages—little log cabins even—which told, as plainly as words could do, to every passer-by, that someone lived there who loved the place because it was home, and gave thought and care and happy labor toward making it a place of beauty. Most of us must continue to live in homes which lack many of the luxuries and conveniences we should like, and to some of us these things will come slowly indeed. There is no reason, however, why any of us should be willing to live in homes which, because of our own lack of perception or energy, are really blots on the beauty of the landscape. Yet, this is just what many southern farmers are doing."—*Editorial, Progressive Farmer, August 24, 1912.*

"How to Make the Home Grounds Attractive"

"Entirely too little attention is paid to the looks of our farm homes, especially on the outside. Very often we see fine and expensive houses built with absolutely no attention paid to the planting of trees, shrubs, etc. This causes the whole building to look 'botched up,' unfinished and uninviting. With all the costly part of the work finished, the part that adds so much to the looks of the surroundings and costs so little is left undone. Just a little attention paid to the plantings on the home grounds accomplishes much in improving the looks. The average person seems to think that to do this work requires a whole lot of money and work, but this is not the case. It is not necessary to carry out an elaborate plan in order to improve the looks of the grounds. An elaborate plan partly completed and poorly cared for is worse than nothing. If you have only a certain amount of money to put into a home, do not put every cent of it in the house and leave the grounds untouched. It will be much better to leave out a small amount of the money from the house and put it in the improvement of the grounds.

"The lawn is the canvas or background of the picture, and the trees, house, shrubs, etc., are the materials to be worked with in making the picture. With the great number



An effective group of shrubs

Fruits and Ornamentals for Profit and Beauty

of different kinds of trees that we have in the United States, especially in the South, there is not the slightest reason why every farm home should not have an abundance of them on the grounds. Trees serve a variety of purposes around the house. They are necessary for protection against the hot sun in the summer and the cold winds of winter-time. They are also very useful for the covering or hiding of ugly objects, such as outhouses, stables, etc. They are beautiful within themselves; they serve as a background for shrubs and flowers; and open up vistas on the grounds. By a vista we mean a view between trees or other objects. These vistas should be arranged so that they will come to view from the most frequented places around the house—such as the porches, doors and windows. And the trees should be so grouped that the colors of the foliage of the different trees harmonize. For instance, a tree with very dark green foliage should not be placed next to one with very light green foliage.

“Before setting out the trees, or anything of the kind, make a rough drawing on a large piece of paper, showing just where each tree, shrub, etc., is to be located, and just what kind each one is to be. Do not make the plan hurriedly, but take your time, and study it carefully. Much good advice may be obtained from your experiment station. Those who do not have to pay any attention to the cost of things will find it desirable to obtain the services of a professional landscape gardener for the making and carrying out of these plans. But the average person will enjoy the place a great deal more by planning and executing the work himself.

“On large grounds several kinds of trees and those of large and spreading habits, should be used; but on small grounds small trees and only a few different kinds should be used. Of course, one large tree on small grounds will give as much or more shade and beauty than several smaller ones, but the lack of variety is noticeable, and, to a certain extent, this hurts the looks of the place. The most beautiful and attractive trees should be so arranged that their beauty will be made as noticeable as possible. The beauty of the tree may be added to by placing it next to other trees with foliage of a color that will harmonize with it.”—PROF. L. A. NIVEN.

Three Simple Principles of Landscape Planting

1st—Keep the lawn centers open. 2nd—Plant in masses. 3rd—Avoid straight lines.

The following remarks by Prof. L. H. Bailey, of Cornell University, Ithaca, N. Y., in his *Cyclopedia of American Horticulture*, will also help you in laying off your grounds:

“The motive of a true landscape garden is to make a picture. The picture should have a landscape or nature-like effect. The place should be one thing; it should emphasize some thought or feeling. It should have one central or emphatic object. Avoid scattered effects. Bunch or mass the planting. Distinguish sharply between the fundamentals and the incidentals,—those things which are to give the character or tone to the place, and those which are embellishments or ornaments. Keep one or more spaces open. Plant the sides or boundaries with masses. Use single or individual plants only to emphasize or to heighten an effect, not to give it character; they are incidentals. Ornament should be an incident. Foliage is a fundamental. Greensward is the canvas on which the picture is spread. Plants are more useful for the positions they occupy than for their kinds. Walks and drives are no part of a landscape picture: they are a necessity, but they may be made to conform to the spirit of the picture. The place for walks and drives is where they are needed; otherwise they have no use or purpose. It is the part of a good landscape gardener to make his grounds conform to the buildings; it should equally be the part of an architect to make his buildings conform to the landscape. Make views to desirable objects in the outlying landscape or the offscap. Obstruct the views to undesirable parts. Aim for a good prospect from every window in a residence, including the kitchen. Shear the trees and bushes when hedges, curiosities and formal gardens are wanted; let them assume their natural forms when a landscape garden is wanted. Place no tree or plant until you are sure that it will mean something.”

While we make no pretense of being professional landscape designers, we believe we have put together in this booklet sufficient data for you to lay off your place artistically; but, if there is any point not covered, and we can be of service, do not hesitate to ask questions. If the problem is beyond us, we will unhesitatingly tell you so, and put you in communication with a professional.

Study the illustrations throughout this booklet, and we believe you can vastly improve the looks of your place. Get the children's ideas, and make them feel that they are helping. They will take more interest in the home surroundings.

The shipment of trees and evergreens arrived in good condition, March 15, and they are very satisfactory.—(REV.) G. W. LAY, St. Mary's School, Raleigh, N. C.

Wife is very much pleased with your selection of Magnolia trees.—R. R. MOORE, Siler City, N. C.



Norway Maples (*Acer platanoides*). See page 9

Deciduous Shade Trees

Cultural Directions.—Most deciduous trees, such as Maples, Elms, Poplars, etc., do best in a mellow, loamy soil, fairly moist but well drained. Dig the hole large enough to accommodate the roots without cramping, and plant the tree so that it will stand about as deep as it did in the nursery. Cover the roots with fine soil and pack it firmly; then shovel in earth till the hole is filled, trampling it down solidly all the while. Leave a little mound to keep water from standing after rains. The figures given in the following lists show the approximate heights to which the various trees and shrubs will grow.

In the following lists are some of the best Ornamental Trees, and the varieties printed in CAPITALS are what we consider the cream of them all. You will make no mistake to plant any of the following, with the assurance that you will have satisfactory results, if you give the plants the proper attention. This list is of the kinds that may be expected to do well with the least attention, but a little care will amply repay you in the better results obtained.

RAPID-GROWING SHADE TREES.—Ash; Elm, American; Linden, American and European; Maples, MANITOBA, Silver-leaf, Weir's Cut-leaved (weeping); Poplars, VOLGA, Lombardy; Sweet Gum; Sycamore, or Plane Tree; Tulip Tree.

SLOW-GROWING SHADE TREES.—Maples, SUGAR, NORWAY, Schwedler's (Purple-Leaf); Magnolia grandiflora (evergreen); Oaks.

ASH, Common American (*Fraxinus Americana*). The common Ash, with white flowers; tree grows to large size. 50 to 75 feet.

European (*Fraxinus excelsa*). A tall and handsome tree from Europe. An attractive specimen lawn tree. Leaves dark green on upper side, pale below; stays green until frost.

CATALPA, Western (*Catalpa speciosa*). A fair-sized tree, very hardy. Grows with a finely developed, roundish head. The creamy white, thimble-shaped flowers, each with a stripe of purple down the throat, are borne in great clusters nearly all winter. Large, broad leaves, bright green. Has seed-pods resembling beans, hence its other name, Bean Tree. Requires good soil for satisfactory results. 25 to 40 feet.

Fruits and Ornamentals for Profit and Beauty

Deciduous Shade Trees, continued

ELM, American (*Ulmus Americana*). A well-known tree, with beautiful, dark green foliage. Makes a handsome appearance on the lawn. 50 to 75 feet.

GINKGO biloba (*Salisburia adiantifolia*). Maidenhair Tree. A good lawn and street tree; of singular habits, combining the habits of the conifer and the deciduous tree, with leaves resembling the maidenhair fern. 40 to 50 feet.

HORSE-CHESTNUT, Common White-flowering (*Æsculus Hippocastanum*). A fine, globe-like tree. Flowers creamy white, spotted with yellow and purple, in clusters. 30 to 40 feet.

JAPAN VARNISH TREE. This tree is of medium growth, spreading; large, long leaves which come out late in the spring and hold on very late. The bark of the tree is green, streaked and veined with a lighter shade of green, making a unique and handsome appearance. Hardy as far north as Maryland. We consider this one of the best and handsomest lawn trees for the South. In midsummer the tree is covered with a beautiful canary-yellow bloom, resembling somewhat the bloom of the white sourwood, except in color. 30 to 40 feet. Prune to form head.

LINDEN, American (*Tilia Americana*). Basswood. A valuable lawn tree; large leaves; medium grower. Succeeds in almost all soils. 40 to 60 feet.


European (*T. Europæa*). Similar to the American, but has smaller leaves. Succeeds well in this country. 40 to 60 feet.

MAPLE, Ash-leaved or Manitoba (*Acer Negundo*). Box Elder. A rapid-growing tree with foliage resembling that of the ash. Makes a fine, broad, spreading tree and is valuable. Not subject to scale. 30 to 50 ft.

Silver-Leaf (*A. dasy-carpum*). One of the most satisfactory general-purpose shade trees for the South. You want shade trees that will grow, give shade and hold foliage late; that's what the Silver Maple does, and a good specimen of it is ornamental. 30 to 50 feet.

Norway (*A. platanoides*). One of the most beautiful and best shade and ornamental trees. Foliage deep green, dense. Growing more popular and quite largely planted. Requires a good, strong soil. 30 to 50 feet.

Schwedler's (*A. Schwedleri*). A conspicuous and valuable Maple, with reddish or purplish foliage early in the season. Introduced from Norway. 30 to 50 feet.



American Linden

As a matter of curiosity, you will probably be interested to know that the Japan Chestnut "Paragon" seems to do unusually well in this section. The writer got one tree from you last fall. Cut back the branches pretty severely, but there was a good growth this spring, and the tree now has a bur about the size of two fists, divided into five lobes.—J. D. Jacobs, Clinton, S. C.

Deciduous Shade Trees, continued

- Maple, Sugar** (*A. saccharum*). A well-known native tree, tall and stately, with lovely colored foliage in the fall. A very popular permanent tree. 40 to 60 feet.
- Sycamore** (*A. pseudoplatanus*). A conspicuous and valuable addition to this useful class of shade trees. Similar to the Norway; does not resemble a sycamore. 30 to 50 feet.
- Wier's Cut-leaved** (*A. dasycarpum Wieri laciniatum*). A beautiful tree, cut-leaf form, distinct foliage and graceful, drooping habit. Nothing more ornamental for the lawn. 30 to 50 feet.
- OAK, English** (*Quercus robur*). Makes a beautiful and symmetrical head; retains foliage until winter. 40 to 50 feet.
- Mossy-cup, or Bur** (*Q. macrocarpa*). Makes a fine, large tree. Acorns large and cups beautifully fringed around the edge. 40 to 60 feet.
- Pin** (*Q. palustris*). This makes a shapely and symmetrical tree, the drooping branches sweeping the ground and forming a broad and shapely pyramidal crown. The leaves are a ruddy green when they unfold and a dark glossy green at maturity, turning a deep, brilliant scarlet in autumn. This is one of the most desirable trees for street and avenue planting, and is one of the most rapid-growing Oaks. 25 to 40 feet.
- White** (*Q. alba*). A majestic native tree, with a broad, spreading head. Develops rapidly and is very long-lived. 60 feet.
- POPLAR, Carolina** (*Populus monilifera*). Rapid-growing; succeeds everywhere. Makes a quick shade, but sheds its foliage early. Not desirable for lawns, but may well be planted wherever a quick shade is the chief desire. 30 to 60 feet.
- Lombardy** (*P. nigra fastigiata*). A tall, slender-growing tree; rapid grower; useful in producing attractive effects in many situations. 40 to 60 feet.

Poplar, Volga (*P. Cer-tinensis*). A new variety introduced from Russia. Superior to both Carolina and Lombardy Poplars, as it is more spreading than the Lombardy and holds foliage later than the Carolina. Beautiful golden-tinged foliage in fall. Very rapid grower, attaining a height of 30 to 50 feet.

SWEET GUM (*Liquidambar styraciflua*). A really fine lawn tree, with star-shaped leaves changing to deep crimson in the autumn; corky bark. Succeeds well in the South. 30 to 60 feet.



Ash-leaved or Manitoba Maple (see page 9)

Nursery stock received last Saturday in good shape.—Mrs. S. STANLEY, Eudora, Kan.

Enclosed I hand you check in payment of enclosed bill. Trees came in good shape. Thank you.—L. L. LAWRENCE, Tusculum, Tenn.

To all whom it may concern: This is to certify that we have purchased thousands of trees from J. Van Lindley Nursery Company. They have been entirely satisfactory, and we will continue to purchase their trees.—R. B. WATSON & SONS, Ridge Springs, S. C.

Fruits and Ornamentals for Profit and Beauty

Deciduous Shade Trees, continued

SYCAMORE, or Plane Tree, American (*Platanus occidentalis*). A rather tall tree, with broad leaves, glossy above, downy beneath. The fruits are balls about an inch in diameter. The trunk of this tree presents a peculiarly mottled effect. 40 to 60 feet.

Oriental, or Plane Tree (*Platanus orientalis*). A large, massive tree, with round-topped head. Bark whitened, exfoliating, lending a picturesque aspect especially in winter. This is one of the best street trees known; rapid-growing and very hardy. 40 to 60 feet.

TULIP TREE (*Liriodendron tulipifera*). A large and stately, rapid-growing tree, with a narrow, pyramidal crown. Leaves four-lobed, bright green and lustrous, turning yellow in autumn. Cup-shaped flowers, resembling a tulip, greenish yellow marked with orange within at the base. The lumber of this tree is known as white-wood in the Middle West, and as poplar and yellow poplar in the East and South. 50 to 75 feet.



Silver-Leaf Maple (see page 9)

The Norway Maple trees ordered by Winthrop College from you a few days ago were received in good condition. They are fine trees.—L. A. NIVEN, Horticulturist, Rock Hill, S. C.



A planting at the entrance of a public park. Note the vines over the gate pillars, the tall shrubs that cover the fence, and the low-growing plants in front



Double-Flowering White Dogwood

Special-Purpose Trees

The trees in this list are for special purposes, such as specimen plants on the lawn, flowering trees of tall and medium growth, and a few peculiar small trees that might be termed shrubs, but are really too large for that list. Look it over carefully; it will interest you, we feel sure.

APRICOT, Bungoume (*Prunus Mume*). Earliest to bloom, forming a mass of flowers in early February. Valuable for the lawn; grows to good size. Occasionally fruits in favored sections.

CATALPA Bungei. A valuable ornamental tree of rather dwarfish growth; forms an umbrella-shaped top of leaves of a deep green color. Very striking effect. 10 feet. See illustration, page 13.

CHERRY, European Bird (*Cerasus Padus*). A shrub or small tree, bearing dense, drooping racemes of white flowers in late spring; profuse. Fruit red or purple-black, about the size of a pea; is a great attraction to birds. Very showy and attractive. 20 to 30 feet.

Japanese Flowering (*Prunus Pseudo-Cerasus*). The famous Flowering Cherry of Japan. The flowers are very large pink or blush, appearing with the first leaves or slightly in advance of them. This is a beautiful tree, and is worthy of extensive planting. 30 to 40 feet.

DOGWOOD, Common White (*Cornus florida*). Blooms early in the spring, and bears red berries in the fall. Makes a pleasing effect on the lawn. 20 to 25 feet.

Red-flowering (*Cornus florida rubra*). One of the very valuable and pleasing acquisitions for lovers of unusual things in landscape planting. The flowers are bright pink. In habit of growth, foliage, etc., the tree resembles the other varieties listed here. 15 to 25 feet.

Double-flowering White, Lindley's. This tree is really a prettier grower than the common Dogwood. When full grown, it is from 15 to 25 feet tall. The foliage is dark green on the upper side of the leaf, with a whitish green under surface. In the autumn the foliage is beautifully colored with scarlet and crimson. The flowers are pure white, with double center, and larger than those of the old familiar variety. The tree comes into bloom in April and May. The tree grows in shaded places as well as the full sun, and is not particular as to what kind of soil it is planted in—sand, clay, loam, are all the same to this new species. 15 to 25 feet.

Fruits and Ornamentals for Profit and Beauty

Special-Purpose Trees, continued

FRINGE, Purple, or Smoke Bush (*Rhus cotinus*). A tall shrub, producing curious, hair-like flowers, resembling mist. 10 to 15 feet.

White, or Grandfather's Beard (*Chionanthus Virginica*). A handsome, free-flowering shrub or low tree, the stout branches forming an oblong, narrow head. Leaves dark green, turning yellow in autumn. White flowers, borne in loose, drooping panicles, fragrant; appearing when the leaves are small; feathery and graceful. Blue fruit, resembling a small plum. Succeeds best in shady places. 6 to 12 feet.



Teas' Weeping Mulberry (see page 14)

GOLDEN CHAIN, or Bean Tree (*Laburnum vulgare*; syn., *Cytisus*). A small tree, with erect or ascending branches, forming a narrow head. Beautiful green foliage. Yellow flowers borne in silky, drooping racemes. Very few of the flowering trees can surpass in splendor the Golden Chain. 20 feet.

HONEY LOCUST (*Gleditsia triacanthos*). A large, spiny tree with spreading, somewhat pendulous branches, forming a broad, flat-topped crown. Foliage dark green and glossy, fading to pale yellow in autumn. This is a beautiful ornamental tree. Forms an almost impenetrable hedge if planted closely and severely clipped.

HOP TREE, or Wafer Ash (*Ptelea trifoliata*). A shrub or small, round-headed tree, attaining a height of 25 feet. Foliage dark green and lustrous, turning yellow in autumn. Blooms in the spring. Flowers greenish white, borne in clusters. Fruit wafer-like, the seed surrounded by a papery marginal wing. 25 feet.



Catalpa Bungei and Privet (see pages 12 and 34)

Special-Purpose Trees, continued

MAGNOLIA grandiflora. See page 22, under Broad-leaved Evergreens.

Purpurea. A dwarfish grower covered in early spring with beautiful, purplish pink blooms of large size, before the leaves appear. A beautiful lawn plant. 10 to 15 feet.

Soulangeana. Very hardy and one of the most handsome trees in bloom; its large, spreading head, sometimes 20 by 25 feet, being a solid mass of thousands of blooms of a rosy pink in bud and pure white when fully expanded, making a flower show that is not excelled by any other tree. 20 to 30 feet.



Red Bud (*Cercis Canadensis*) (see page 15)

MIMOSA TREE (*Albizia Julibrissin*; *Acacia Nemu*). A very ornamental tree, with spreading branches, feathery, graceful foliage and showy acacia-like flowers which are borne at the tips of the branches in large heads, pink or light yellow and pink. This tree forms a low, flat-topped crown, and is remarkably beautiful in blossom. 20 to 30 feet.

MONK'S PEPPER-TREE (**Chaste or Hemp Tree**) (*Vitex Agnus-castus alba*). An extremely showy shrub or small tree, with wide-spreading branches. White flowers, borne in dense, terminal racemes in late summer. All parts of the plant exhale an agreeable, aromatic odor when bruised. 15 to 25 feet.

MULBERRY, Teas' Weeping (*Morus alba pendula*). An exceedingly graceful and striking tree for planting in prominent places about lawns and parks. Grows about 7 feet high, with a straight stem; branches sweep to the ground on all sides, completely hiding the trunk. The leaves are bright, shining green. 6 to 10 feet.

MYRTLE, Crape (*Lagerstrœmia Indica*). The most popular, midsummer-flowering shrub for the South. A strong grower, reaching a height of 15 to 20 feet, and forming a fine head which is a mass of fine, crape-like, pink flowers.

PAGODA TREE, Japanese (*Sophora Japonica*). A medium-sized tree, with spreading branches, forming a symmetrical, compact head. Leaves dark green and glossy, fading with soft tones of yellow. Flowers creamy white, borne in large panicles in midsummer. 10 to 20 feet.

PEACH, Double-flowering (*Prunus Persica fl. pl.*). Of dwarfish habit; blooms in February, making a handsome show. Two varieties — white and red. 10 to 15 feet.



Texas Umbrella Tree (see page 15)

Fruits and Ornamentals for Profit and Beauty

Special-Purpose Trees, continued

PLUM, Purple-leaved (*Prunus Pissardi*). One of the most desirable of the purple-leaved trees, as it retains its color throughout the season and holds its foliage very late. Very ornamental for lawns. 15 to 25 feet.

RED BUD, or Judas Tree (*Cercis Canadensis*). A small, shrubby tree; shapely and uniform; bears masses of rosy pink flowers, resembling small sweet peas, in early spring. 15 to 20 feet.

SOURWOOD, or Andromeda (*Oxydendron arboreum*). A small, handsome tree with slender branches; narrow, pyramidal form. Flowers white, like lilies-of-the-valley. Leaves bright red in fall. 15 to 25 feet.

SUMACH, Cut-leaved (*Rhus glabra laciniata*). Leaves deeply cut, giving the foliage a fern-like appearance. Colors in the autumn. 6 to 8 feet.

TEXAS UMBRELLA TREE (*Melia Azedarach umbraculiformis*). A great beauty on the lawn, and for lining avenues. We grow ours with single stems, which makes a round, umbrella-like head. A favorite in the South and largely planted.

WILLOW (*Salix*). This class of trees is hardy and succeeds generally, preferably in a damp or moist soil.

Common, or Babylonian Weeping (*S. Babylonica*). Makes a large, weeping tree, the most popular Willow for the South. 25 to 40 feet.

Goat or Pussy (*S. Caprea*). A small tree with upright or ascending branches;

leaves relatively large and broad, green and rugose above, whitened beneath. catkins very numerous, appearing in early spring before the leaves put out. Handsome in flower and greatly esteemed by reason of its extreme earliness. 12 to 25 feet.

Gold-barked (*S. vitellina aurea*). Bark of the branches golden yellow, especially intense in color in the spring before the leaves appear. 30 to 50 feet.

Laurel-Leaf (*S. pentandra*). Foliage is large, shining dark green on upper side, lighter green underneath. 20 to 30 feet.

Rosemary (*S. rosmarinifolia* or *incana*). Shrub or small tree, with symmetrical, round top and long, slender branches. Narrow leaves, bright green above and silvery white beneath. 10 to 20 feet.

Thurlow's Weeping (*S. elegantissima*). This tree has a more spreading habit than the common Weeping Willow, and better foliage of a deeper green. The branches are yellowish green, often marked with brown spots. We specially recommend this. 30 to 50 feet.



Weeping Willow

I received the lot of trees you sent, and thank you very much. I will cheerfully recommend your nursery to our fruit-growers.—MRS. L. GRESHAM, Tappahannock, Va.



A part of Our Evergreen Nursery

Coniferous Evergreens

For several years past we have been paying special attention to Evergreens, and have succeeded beyond our expectations in producing extra-choice specimen trees. Note the view of a part of one of the fields. We hope you can come here and see this stock; we know it will please you.

PLANTING INSTRUCTIONS

Evergreens require careful handling and planting, as they are extremely sensitive to injury by drying. After being received, they should not be allowed to dry out before planting. Dip them in a puddle of thin mud, plant very carefully in properly prepared holes, water well all around, and keep watered if the planting is followed by a drought. Be careful not to water while the sun is shining hot, as it will tend to bake the land. The planting and growing of evergreens in the South is not so successful as in the North, and we catalogue only such varieties as are best adapted to the South. In the South broad-leaved evergreens, such as the *Magnolia grandiflora* and the *Euonymus* succeed well, and good specimens of these can always be had with an ordinary amount of care.

The Following Coniferous Evergreens we Specially Recommend

| | | |
|-------------------------|-------------------------|--------------------------|
| Arborvitæ: | Cedars, Red Virginia | Juniper, Stiff or Rigida |
| American | Japanese (rapid grower) | Pines, Scotch |
| Berckman's Golden Dwarf | DEODARA | Japanese Red |
| Fern-like | Cypress, Lawson's | SPRUCE, Colorado Blue |
| Globe | Glory of Boskoop | Norway |
| Hovey's Golden | FIR, SILVER | Yews, English |
| Peabody's Golden | Junipers, Irish | Irish |
| Pyramidal | Chinese | Golden Irish |
| | Prostrate | |

ARBORVITÆ, American (*Thuja occidentalis*). Valuable as a single specimen and also as a hedge. Grows tall, but can be trimmed to any size or shape.

Berckman's Golden Dwarf (*T. orientalis aurea nana*; also called *Biota aurea nana*).

This variety is notable principally for its foliage, which, as suggested by the name, remains yellow throughout the year. It is small and compact in growth.

Chinese Golden (*T. orientalis aurea*). A rather tall-growing kind, not so compact in growth as the next preceding.

Fruits and Ornamentals for Profit and Beauty

Coniferous Evergreens, continued

Arborvitæ, American

Fern-like (*Thuja occidentalis filicoides*). Foliage a bright rich green, fern-like and crested; very beautiful. A small tree of broadly pyramidal outline. One of the very best.

Globe

 (*T. globosa*).

Forms a natural globe without any trimming. Does not grow tall.

Hovey's Golden

 (*T.*

Hoveyi aurea).

Dwarf, dense little evergreen, having light green foliage and neat, attractive habit. Popular for beds, borders, cemeteries, house decorations or small, low-growing hedges, giving a pleasing formal effect. Light green, golden tinted foliage.



American Fern-like Arborvitæ



Cedar, Deodar

Peabody's Golden (*T. occidentalis aurea*). A valuable, tall-growing variety; very effective; fine.

Pyramidal (*T. occidentalis pyramidalis*). A valuable, tall-growing variety; very effective.

Tom Thumb (*T. Ellwangeriana*). Forms a low, broad pyramid, with slender branches.

CEDAR, Deodar or Indian (*Cedrus Deodara*). Native of Asia; succeeds well in most parts of the South. The leaves are bluish green, borne in tufts. The cones are brownish, 3 to 5 inches long. Grows in a pyramidal form; suitable for lawn plantings. 25 to 40 feet.

Lebanon (*C. Libani*). A wide-spreading tree, with dark green foliage which sometimes shows a bluish or silvery tinge.

Mt. Atlas (*C. Atlantica*). A pyramidal, loosely formed tree sometimes 120 feet high. Leaves thick and broad; cones light brown.

Japanese (*Cryptomeria Japonica*). Stately; successful in warm climates. The leaves are short, bluish green, and the cones are quite small. This is a notably attractive tree of rapid growth. 30 to 40 feet.



Irish Junipers (see page 19)

Coniferous Evergreens, continued

Cedar, Blue Virginia (*Juniperus Virginiana glauca*). A magnificent variety; highly valuable for specimen planting. Silvery blue foliage.

Virginia (*J. Virginiana*). Tall, beautiful and hardy; succeeds nearly everywhere. Very dense; foliage green or bronzy.

CYPRESS, Glory of Boskoop (*Cupressus Lawsoniana glauca*). Hardy, very beautiful and desirable. Tall and slender; feathery, fern-like, blue-green foliage. Curving branches that droop a little, but never get very long.

Lawson's (*C. Lawsoniana*). Of tall, graceful habit, with drooping branches. The foliage has a peculiarly "dusty green" tinge. This variety is successful in most parts of the South.

Nootka Sound (*C. nutkaensis*). Branches horizontal and rather stiff, drooping at the extreme tips. Foliage very thick; deep bluish green. Quite hardy.

FIR, Balsam (*Abies balsamea*). A slender tree, with dark green, fragrant foliage. Grows 50 to 80 feet in height.

Nordmann's Silver (*A. Nordmanniana*). One of the rarest and finest; grows into a perfect pyramid. Foliage glossy green, holding its color well. A rather slow grower, attaining considerable height.

Silver (*A. pectinata*). A large, stately evergreen; rich green foliage, silvery underneath.

HEMLOCK, Canadian (*Tsuga Canadensis*). Tall and graceful, dense, pyramidal; very hardy; foliage deep, glossy green; cones small. Makes an excellent specimen tree; serviceable for hedges, etc.

JUNIPER, Common (*Juniperus communis*). A hardy, shrub-like tree, with broadly reaching, and sometimes drooping branches. Foliage grayish green on under side, but much lighter on upper face, very thick.



Nordmann's Silver Fir

Fruits and Ornamentals for Profit and Beauty

Coniferous Evergreens, con.

Juniper, Procumbent Chinese

(*Juniperus Chinensis procumbens*). A strong, dense, procumbent shrub, with elongated stems and numerous short branchlets. Grayish green foliage.

Chinese (*J. Chinensis*). This is perhaps the most ornamental of the Junipers for the lawn or garden. Foliage of a beautiful grayish green color. Pyramidal or columnal in outline.

Irish (*J. communis Hibernica*). Slender, pillar-like; branches decidedly erect, growing close to trunk. Foliage bluish green. Excellent for formal planting in cemeteries, etc.

Prostrate (*J. nana*). A low-growing shrub. Foliage grayish green, very dense. Odd and attractive.

Stiff (*J. rigida*). Hardy, small, shrub-like. Branches spreading, inclined to droop; foliage yellowish green. Grows well.



Stiff Juniper



Scotch Pine


PINE, Bhotan (*Pinus excelsa*). Much like the White Pine, but the leaves are longer and more graceful.

Japanese Red (*Pinus densiflora*). Of rapid growth and very ornamental, becoming more attractive with age. Leaves are bright green tinged blue, and measure 3 to 4 inches long. Cones small and grayish brown.

Scotch (*P. sylvestris*). A large tree inclined to pyramidal form when young, but developing a roundish head. Leaves bluish green, 3 to 4 inches long; cones reddish brown.

White (*P. Strobus*). A typical American tree. Limbs nearly horizontal, at regular intervals on the trunk. Needles are soft blue-green, 3 to 4 inches long; cones 5 to 6 inches in length.

Roses and shrubs you shipped received. Many thanks for your promptness. My orchard of 125 trees is looking fine. I had bushels of peaches last year in my three-year-old orchard.—W. N. BOZEMAN, Benton, Ala.



English Yew

**Coniferous Evergreens,
continued**

RETINOSPORA, Plume-like (*Chamaecyparis plumosa*). Small, dense; foliage bright green, appearing in many little, plummy clusters.

SPRUCE (*Picea*). All the Spruces listed below are quite hardy, and will thrive in nearly all parts of the South. They do best when planted on elevations where they will get plenty of sunshine and air.

Colorado Blue, or **Koster's Blue** (*Picea pungens glauca*). One of the most beautiful and ornamental of the Spruces. The tree is pyramidal, quite broad and spreading at the base, terminating at the top in a single main stem or "leader." The young foliage at the tips is light blue, deepening to silvery green toward the trunk. We offer choice, grafted stock.

Spruce, Green (*P. pungens*). Same as the preceding, except green-leaved seedlings.

Norway (*P. excelsa*). Best known of the Spruces. A majestic tree, originally of Europe; valuable for many purposes, such as lawn and avenue planting, wind-breaks, etc. Rather pyramidal in shape, branches spreading and somewhat drooping; cones light brown, 5 to 7 inches long.

YEW, English (*Taxus baccata*). A slow-growing, thickly branched evergreen tree. Foliage an inch or less in length, dark green, pale beneath. Bright scarlet, berry-like fruit. This tree lives to great age, eventually attaining a height of 30 to 40 feet.

Irish (*T. Hibernica*; *T. baccata fastigiata*). A splendid, little, cone-shaped tree, erect, slender, and compact. Foliage rich, dark glossy green, spirally arranged on the closely appressed branches. Well suited for group and formal planting.

Golden Irish (*Taxus Hibernica aurea*; *T. baccata fastigiata aurea*). Similar in character to the preceding, with young foliage a brilliant golden yellow.

Broad-Leaved Evergreens

Under this classification we list a number of highly desirable ornamental plants, which we have learned by practical experience to be splendidly adapted to southern planting. All of these are desirable because of their foliage, which remains bright and green the year round; many of them have lovely flowers and bright berries.

Most of these things are very easily grown, and the cultural suggestions in the various descriptions will be found sufficient in nearly every case. Given a fairly rich and moist but well-drained soil, and sufficient mulching to keep the roots from extremes of heat and cold, most of these will grow and thrive with comparatively little care, providing those charming effects of foliage and flower that every garden needs, and that are the constant admiration of all. Almost all do well in partially shaded places.

ABELIA, Hybrid (*Abelia grandiflora*). A very free-flowering shrub. In the South, the dark, glossy leaves remain on the branches all winter. The flowers are borne in great profusion; white, touched with pink, and bloom from early summer till frost. They are about an inch long and have a deep, slender throat. 4 to 6 feet.

Fruits and Ornamentals for Profit and Beauty

Broad-leaved Evergreens, con.

BOX, Tree (*Buxus sempervirens arborescens*). Succeeds in most well-drained soils, requiring protection, however, against extremes both of heat and cold. Some shade is nearly always desirable. Rather small, with many interwoven branches; leaves small, glossy, bright green. Grows in dense, roundish form; valuable for formal planting. 10 to 20 feet.

Dwarf (*B. sempervirens angustifolia*). Similar to the above, but more dwarfish. Valuable for low hedges and edging. 2 to 4 feet.

CAMELLIA (*C. Japonica*). A choice shrub, with bright, glossy evergreen leaves. Particularly prized for its handsome flowers, which are waxy and very durable. There are various colors. Winter-kills in North Carolina.

CAPE JASMINE (*Gardenia jasminoides*). Large, fragrant, waxy flowers, quite double, produced from spring till fall. Can be grown indoors. Provide a fertile, rather loose soil. Winter-kills in North Carolina. 3 to 4 feet.

COTONEASTER, Box-leaved (*Cotoneaster buxifolia*). A spreading shrub of low growth, with small, persistent leaves and little clusters of white flowers in early summer.

Hardy in practically all parts of the South. 2 feet.

Simond's (*C. Simondsii*). Of showy growth, with broad-reaching branches. Leaves small, deep green, remaining on the branches nearly or quite all the year. The flowers are white, in clusters. 4 to 6 feet.

EUONYMUS, Evergreen (*Euonymus Japonicus*). Handsome shrub, excellent for borders or edging. Glossy green leaves, holding their color all winter. 10 to 20 feet.

Variiegated (*E. Japonica variegata*). Similar to the evergreen variety, excepting the leaves are marked pale yellow. 10 to 20 feet.

EVERGREEN or PYRACANTHAN THORN (*Pyracantha coccinea*). Prized for its masses of white flowers and brilliant red berries; the former appear in spring, and the latter during autumn, lasting until early winter. 5 to 10 feet.

FETTER BUSH (*Andromeda*, or *Pieris Japonica*). Of early-blooming habit, with white flowers, in drooping clusters, appearing very early in May. The foliage is bright green, remaining on the branches all year; in winter it takes on shades of red and bronze. Does best in a light, porous soil, and dislikes clay. 5 to 10 feet.



Abelia grandiflora and Virginia Creeper beautify this porch (see pages 20 and 35)



Euonymus Japonicus

Broad-leaved Evergreens, continued

HOLLY, American (*Ilex opaca*). Well-known as "Christmas Holly." The leaves are glossy green, rather thick, and are thorny along the edges. The berries are bright red. Quite hardy. Very hard to transplant safely. All leaves should be cut off. 30 to 50 feet.

English or European (*I. Aquifolium*). Small tree of regular, pyramidal form; leaves glossy green, spiny around margins, persisting all winter. Its brilliant red berries make a notable contrast to the foliage. Provide a moist, rich loam, if possible, and give some shade for best results. 10 to 20 feet.

Japanese (*I. crenata*). A shrub or small tree with small, glossy, dark green leaves and black berries. 8 to 15 feet.

LAUREL, Japanese (*Aucuba Japonica*). Recommended for city planting because not readily affected by dust, smoke, and gas. The leaves are glossy green and the berries bright scarlet. These attractive shrubs may be planted in the lawn or garden or grown in tubs or jardinières—they should always have some shade, and several specimens should be planted close together for best results. 3 to 6 feet.

Gold Dust Plant (*A. Japonica aureo-maculata*). A shrub with glossy evergreen leaves beautifully spotted with yellow. Aucubas are always seen at their best where planted in groups or colonies, where the pistillate and staminate forms are in close proximity, thereby insuring a profusion of bright scarlet berries. 4 to 5 feet.

English or Cherry (*Laurocerasus Colchica*). Valuable evergreen shrub, with very broad, dark green, glossy foliage, gray-green beneath.

Rotundifolia, or viridis. Leaves short, broad, light green.

Versailles. Broad foliage; quite distinct.

LIGUSTRUM, or PRIVET (*Ligustrum Sinense nanum*). A dwarfish evergreen shrub of graceful habit, with glossy, dark green leaves. Flowers are of creamy white, disposed in numerous fluffy panicles. Blooms in great profusion in late spring or early summer, followed by blue-black berries literally covering the branches.

Macrophyllum. Large leaves of dark green. Panicles of creamy white flowers. A distinct and very attractive variety.

Japonicum. A beautiful, broad-leaved, evergreen shrub of dense and symmetrical outline. Creamy white flowers, borne in panicles and followed by purple berries.

Variatum. Foliage beautifully variegated with yellow.

Lucidum. Quite hardy and attains a height of 20 feet. Leaves large and thick, of a dark shining green. Plant of rather open growth. One of the very best.

Marginatum aureum. A desirable, vigorous-growing variety. Large leaves, beautifully margined with yellow.

Vulgare glaucum marginatum. Bluish green foliage, with white edges.

MAGNOLIA grandiflora. Common evergreen Magnolia of the South, with large, handsome, white blooms through May and June, which, combined with its large, glossy green leaves, remaining on throughout the whole year, makes this the greatest of all the southern ornamental trees. 30 to 40 feet high.

MAHONIA, Japanese (*Mabonia Japonica*). A very attractive shrub, with broad, irregular leaves, glossy green and spiny. Flowers yellow, borne in clusters in early spring; berries bluish black, covered with powdery "bloom." 4 to 8 feet.

Holly-leaved Ashberry (*M. aquifolia*). A handsome, ornamental shrub with dark, lustrous green, spiny-toothed leaves. In winter the foliage assumes a bronze or coppery hue. Produces a profusion of yellow flowers in the early spring. Berries blue or nearly black. 3 to 6 feet.



Japanese Holly

Fruits and Ornamentals for Profit and Beauty



Can you imagine a planting more beautiful than this? Spireas, Berberis, Hydrangeas about the house, with Ampelopsis climbing up the trunk of the old spruce

Hardy Flowering Shrubs

The shrubs listed under this head fill a very important place in making the home more beautiful; they come midway between large trees and such small plants as annuals and perennials. They are equally valuable, whether planted on the broad acres of a large estate or in the confined limits of a town lot.

Shrubs may be used in such a variety of ways; the irregular-growing plants, such as Spireas, Hydrangeas, Berberis, etc., are very effective for grouping or "mass" planting against fences or walls, about house foundations, or along the side of the lawn. The uses of these and others listed on the following pages are almost limitless; every lawn offers new possibilities, and when given a simple but effective arrangement, each person's home grounds may have an individuality that reflects the owner's personality and taste.

For instance, the chief attraction of one place might be the lawn; a tasteful grouping of shrubs up the side would serve to make the central stretch of grass more prominent, and could even be so planted as to give the grounds the effect of being larger than they really were. In another place, tall and quick-growing shrubs might be employed to screen a building, unsightly fence, or hide an unattractive view; in still another, they could be planted to form a hedge, doing away with the common wood or iron fence altogether. We're always ready to answer questions. Write us.

About Shrubs

"The home grounds do not look finished without a few clumps of shrubbery on them, even though the trees may have been arranged and planted with extreme care and accuracy. Shrubs give a finished appearance, which cannot be obtained in any other way, and they help to bring about a blending between the trees and the grass on the lawn. Both high and low shrubs should be used, and the blending will be all the more complete between the trees, shrubs and the grass. Then, too, practically all of the shrubs are beautiful within themselves when planted in masses. Individual pieces of shrubbery should not be planted alone on the grounds but always in groups either with trees or other shrubbery. On the account of being much smaller than trees, much greater variety can be obtained with shrubbery than with the trees, as so many more can be planted on a given space. And there is more variety to be had from shrubs than from trees on account of their possessing a wider range in color of their foliage, flowers, etc.

"There are two common methods of grouping shrubs. One is to plant a great many different kinds together in order that some of them may be in bloom during the whole spring and summer. The other way is to plant a great many of one kind together and have a great mass of blooms of one kind for a short while only. The first is best on small grounds, and the second is best for larger grounds.

"A very effective and picturesque way of using shrubs in the home grounds is to



A beautiful approach to a magnificent home. *Spiræa Van Houttei* nods a welcome at the entrance, as you pass up the walk between rows of *Spireas* and *Deutzias*

fill in the corners where the walks enter the grounds, where walks curve or fork, and on the sides of the walks and roads. It very often happens that a walk on the grounds stops suddenly. There may be a corner on one side of the grounds and a walk will be needed to go out in that direction for some purpose, but there would be no reason for carrying it on any farther. A great mass of shrubbery where the walk ends would give some visible reason for its not going any farther, but, without the shrubbery, it would not look pleasing at all.

Pruning Shrubs

“Do not prune shrubs in the same way that you prune the trees. Do not give them a general heading back, but thin out the branches when they become too thick. Cut out the whole branch carefully right back close to the ground. It is a very bad policy indeed to cut back the growing ends of the shrubs without thinning out any of the branches. By cutting back the growing tips of the branches you cause a great mass of smaller branches to form where the cutting was done, and these absolutely prevent the sunshine entering, and the result is a poor, scraggy-looking shrub. This cutting back very often prevents the shrub from producing the best flowers, as a great many of them produce the best flowers on wood that is two or more years old. With those shrubs that produce blooms only from the new wood, such as the *Hydrangea*, the cutting back of the branches will do some good by causing an abundance of new wood to form, and, thereby, an abundance of flowers. The proper time to do whatever pruning you expect to give shrubs that bloom real early in the spring, such as *Spirea*, *Weigela*, *Lilac*, *For-sythia*, etc., is immediately after their blooming period. Careful thinning out of old branches will be necessary with shrubs of all kinds if you wish them to keep good form during their old age. A good many shrubs possess an excellent form while young and become very straggling in their old age unless they are kept well pruned and shaped all the time.

“The photograph on page 6 shows a beautiful clump of *Deutzia* to the right of the picture, and a clump of *Elæagnus* to the left, with a smaller clump of another kind in front, and shows how shrubbery should be massed together.”—Prof. L. A. Niven.

The small order of trees and shrubs arrived yesterday. They were in excellent condition. I am expecting good results.—E. A. WORTHEN, Department N. C. Agriculture, Raleigh, N. C.

Fruits and Ornamentals for Profit and Beauty

To Kill Green Aphis on Roses and Shrubbery

This is a little insect that attacks the ends of the limbs.

Soak tobacco-stems (one pound to each gallon of water) about eight hours (quicker results may be had by using boiling water); the solution should be about the color of tea; strain and apply with spray pump. You can buy nicotine of Henry F. Michell Co., Philadelphia, with instructions, if the tobacco stems are not available. Use only when sun is not shining. One or two applications a week will keep the pest in check.

Paris green applied as above mentioned will also kill aphis, but we recommend the tobacco solution for the reason that it will not burn the foliage.

Specially Good Shrubs Listed About in Order of Blooming

Spring Blooming

Golden Bell (*Forsythia*)
Spiræa Thunbergii
Spiræa prunifolia
 Double-flowering Peach
 Globe Flower (*Kerria*)
 LILACS
 Double-flowering Dog-wood
 Bush Honeysuckle

JAPANESE MAPLE. For foliage
SPIRÆA VAN HOUTTEI
 Deutzias

Summer Blooming

SNOWBALLS
 Weigelas
 Mock Orange (*Philadelphus*)
 HYDRANGEAS

SPIRÆA, ANTHONY WATERER
 ALTHEAS

Fall Blooming

Snowberry. For berries
 Sweet Shrub (*Calycanthus*)
 BLUE SPIREA
 Coral Berry. Berries all winter
 Barberries. For berries and foliage

ALTHÆA, or Rose of Sharon. Blooms continuously for several weeks. Very attractive. 8 to 20 feet.

Following is a good list, valuable as single specimens, screens and hedges:

Ardens. Rich purple; fine; double.

Boule de Feu. Double red.

Carnea plena. Double white, with crimson center.

Cœlestis. A bright clear violet.

Duchesse de Brabant. Deep crimson.

Jean d'Arc. Pure white; double.

Meehani. The best of the variegated class; a free bloomer, from June to autumn. Flowers 3 to 4 inches in diameter; color lavender sheen, purple-blotched. Dwarfish.

Totus alba (Snowdrift). White; single.

Rubus. Clear red; single.

Seedlings. Assorted colors.

ALDER, Black, or Winterberry (*Ilex verticillata*). Hardy shrub with spreading branches; flowers quite numerous, ripening bright red berries, which cling to the branches till midwinter. 6 feet.

AZALEA, Japanese (*A. mollis*). A dense-growing, shrubby Azalea, valued for its brilliant, variously colored flowers, which appear in spring.

BARBERRY, Common European (*Berberis vulgaris*). 4 to 6 feet high; shiny dark green leaves. Flowers yellow, in early spring; berries bright scarlet, persisting all winter.

Purple-leaved (*B. vulgaris atropurpurea*). Purple leaves. Unique. 3 to 5 feet.


Thunbergii. See description, page 33.

BLUE SPIREA, or Verbena Shrub (*Caryopteris mastacanthus*). Dense and compact; 3 to 4 feet. Leaves dusty green; showy blue flowers, borne freely in summer and autumn. Loamy, well-drained soil and sunlight are necessary.



Blue Spirea

I am sending you an order herewith for some plants. Your firm has always sent out the best nursery stock, and when we occasionally get some plants from someone else they never are so good as those we get from Lindley's.—Mrs. THOS. I. FOX, Franklinville, N. C.



An attractive corner of an old-fashioned garden, with Elder and Snowball as the prominent shrubs

Hardy Flowering Shrubs, continued

BURNING BUSH, or Spindle Tree (*Euonymus Bungeanus*). Slender branches, dark green leaves, and yellow flowers in little clusters. Fruit is in yellow pods. 8 to 12 feet.

CORAL BERRY, or Indian Currant (*Symphoricarpos vulgaris*). An attractive shrub; bright green leaves; red flowers in summer; masses of red or purple berries persisting all winter. Easy to grow. 3 to 5 feet.

DEUTZIA crenata flore pleno. A large-growing variety, with large, double flowers, white, margined with pink. Blooms rather late and remains in bloom some time. 6 to 7 feet.

Fortunei. Large, double, white, yellow centers. 5 feet.



Golden Bell (see page 27)

Slender, or Bridal Wreath. (*D. gracilis*). Pure white; single; flowers freely. 2 to 3 feet.

Pride of Rochester. Large, double, white flowers, back of petals being rose-tinted. Vigorous grower, early bloomer; excellent. 5 to 7 feet.

DOGWOOD, Variegated (*Cornus variegata*). Variegated leaves; coral-red bark; white flowers in June. 6 to 10 feet.

ELDER, Golden (*Sambucus nigra aurea*). An unusual and very attractive form of the well-known Elder. Has bright yellow leaves. Flowers white, in large, flat clusters in early or midsummer; berries small, black and shining. Should have moist, rich soil. 3 to 5 feet.

Fruits and Ornamentals for Profit and Beauty

Hardy Flowering Shrubs, continued

FALSE INDIGO (*Amorpha fruticosa*). A strong-growing ornamental shrub of spreading habit, with feathery foliage and finger-like spikes of violet-purple flowers, three or four spikes in a cluster. Blooms in May, and the unusual color of the flowers invariably attracts attention. 12 to 18 feet.

GROUNDSEL SHRUB, or **Salt Bush** (*Baccharis balimifolia*). A hardy species, cultivated for the beauty of the snowy white appendages to the seeds, which lend the fertile plants a very showy appearance. A large shrub of spreading, bushy habit, with lustrous, dark green foliage which remains on the branches quite late. The fruiting heads consist of large clusters of cottony white down. 8 to 12 feet.

GOLDEN BELL (*Forsythia viridissima*). Upright, slightly drooping branches. Flowers bright yellow, appearing in early spring before the foliage. 6 to 8 feet.

Drooping (*F. suspensa*). A shrub of Chinese origin; gracefully drooping branches and dark green leaves persisting till frost. The showy golden yellow flowers are borne in profusion. 6 to 8 feet.

HAWTHORN, Paul's Double (*Crataegus oxycantha coccinea flore pleno*). A vigorous shrub to plant nearly anywhere. Blooms in May, with showy crimson flowers, very fragrant. Makes a good hedge. 8 to 12 feet.

HYDRANGEA, American Everblooming (*Hydrangea arborescens sterilis*). Snowball Hydrangea, or Hills of Snow. This new Hydrangea blooms continuously from early May until the end of the growing season. Blooms 12 inches across are frequent in young plants, while the average size on mature plants is usually 6 inches or more. The color is pure, dazzling white, remaining from four to five weeks, when the flowers begin to change gradually to a light green color, and by November the

flowers and foliage are of a similar shade of green. The cut-flowers stay in good form and color many days. This handsome shrub reaches a height of 5 to 6 feet, and when in full bloom is one of the most striking as well as the most beautiful shrubs of its season. As hardy as *Hydrangea paniculata grandiflora*.

Paniculata grandiflora.

This is one of the best flowering shrubs, producing large panicles of white flowers, 6 inches in diameter, in summer and autumn. 5 to 10 feet.

Red. The light green foliage early in spring is in pleasing contrast to the bare branches of other shrubs.

HONEYSUCKLE, Tartarian

(*Lonicera Tatarica*). A large shrub, 8 to 10 feet high, with spreading limbs. The pink or white flowers appear in late spring; berries are bright red.

Lonicera bella albida. Valued for its fragrant white flowers in spring and bright red berries, which persist for a considerable time. 8 to 10 feet.

Chinese Winter-blooming. Blooms in February before the leaves appear. Sweet-scented. 10 to 20 feet.



Hydrangea, American Everblooming



Lilac

Hardy Flowering Shrubs, continued

JAPANESE ROSE (*Kerria Japonica*).

An attractive shrub, growing 4 to 6 feet tall. Has slender green branches and in spring bears masses of showy yellow flowers. The leaves are bright green, marked along the edges, turning yellow in fall.

Double (*Kerria Japonica flore pleno*).

Double-flowered *Kerria*, or Japanese Rose. Double yellow blossoms about an inch in diameter, which appear early in April. The bush is of vigorous growth and spreading habit. 3 to 5 feet.

JAPANESE FLOWERING QUINCE

(*Cydonia Japonica*). Spiny shrub, with glossy, bright green leaves. Flowers red, large and showy. Fruit about 2 inches in diameter, yellowish green, aromatic, fragrant. Often used for making a tart, delicious jelly. This is a valuable plant for border or garden planting, and makes beautiful informal or clipped hedges. 4 to 6 feet.

JASMINE, Naked-flowered Yellow (*Jasminum nudiflorum*). A graceful shrub, with quadrangular, drooping branches. Foliage dark green, falling in late autumn. Flowers bright yellow, opening in early spring, or on warm days in winter. 3 feet.

True Jasmine, or Jessamine (*J. officinale*). A graceful shrub, with numerous long branches. White flowers, deliciously fragrant, produced in terminal leafy clusters. Leaves dark green, glossy. About 3 feet.

LEAD PLANT (*Amorpha canescens*). A dense, low shrub of silvery aspect; hardy and free-flowering, with feathery foliage. Light blue flowers, borne in dense clustered racemes. Splendid for rockeries. 2 to 3 feet.

LILAC, Common Purple (*Syringa vulgaris*). The well-known old-fashioned Lilac. Hardy and vigorous; endures neglect and blooms abundantly. The panicles of purple flowers are very attractive. Attains a height of 8 to 12 feet.

Common White (*S. alba*). Similar to the Common Purple except for its white flowers.


Charles X. A strong grower, with loose trusses of reddish purple flowers. 6 to 8 feet.

Marie Legraye. Small grower; single, pure white flowers, especially fine and fragrant. 6 to 8 feet.

Persica alba. Delicate white, shaded with purple. Narrow leaves. An exquisite variety. 6 to 8 feet.

Villosa. A very bushy, upright shrub with good, bright green foliage. The flowers are rosy pink, borne in large panicles in the late spring. 6 to 8 feet.

MAPLE, Japanese (*Acer Japonicum*). A handsome shrub or dwarf tree. They are valuable for planting as single specimens, grouped together on the lawn, or in beds near buildings, giving a most pleasing color effect. We list several of the best and most distinct sorts.



Japanese Maple

Fruits and Ornamentals for Profit and Beauty

Hardy Flowering Shrubs, continued

Maple, *Atropurpureum*. Blood-leaved Japanese Maple. In the spring the star-shaped foliage is a dark red, turning to purplish red and retaining that color most of the season. Attains a height of 12 to 15 feet, and develops into a full, bushy specimen. Best and most popular of all the Japanese Maples.

***Atropurpureum variegatum*.** The foliage when it first appears in the spring is a bright crimson with maroon variegations, fading in summer to lighter shades of red with greenish white variegations. 5 to 10 feet.

Aureum. Golden-leaved Japanese Maple. Foliage of rich golden color in spring and early summer, changing to bronze and light green as the season advances. A distinct and very desirable variety. The leaves are full, circular and obtusely cut. 4 to 6 feet.

Dissectum. Green Fern-leaved Japanese Maple. A wonderfully beautiful variety, which makes a broad specimen with branches gracefully sweeping the ground. The fern- or lace-like foliage is a rich, bright green. Fine for specimens on lawns and terraces, at the bends of walks or to edge a group of other Japanese Maples 5 to 7 feet.

Dissectum atropurpureum. Red Fern-leaved Maple. Like the former. Low spreading habit. Leaves as deeply and delicately cut as a fern, of a blood-red color when young, changing to purplish red and retaining that color most of the season. A choice and very ornamental variety. 5 to 7 feet.

Oshiu-beni. Leaves delicately and finely cut. Foliage a beautiful, rich red in spring and early summer, fading to attractive hues of green as the season advances. A good variety. 5 to 7 feet.

Polymorphum. Green Japanese Maple. This is the parent of all the Japanese varieties. It is the tallest one and is as hardy as any of them. The small green leaves are not so deeply cut as those of some varieties, but the foliage is a bright green in the spring and summer

and makes a gorgeous showing in autumn when it assumes rich tones of yellow and scarlet. 15 to 25 feet.

Scolopendrifolium rubrum. Dark red, narrow, ribbon-like foliage, fading in summer to tints of purplish red; deeply cut. 4 to 6 feet.

Versicolor. Very attractive with crimson, white and green irregularly variegated foliage; mostly green. 4 to 6 feet.

MOCK ORANGE, Common (*Philadelphus coronarius*). A hardy shrub, attaining a height of 8 to 10 feet, with upright, often arching branches. Bright green leaves, 2 to 4 inches long. Deliciously fragrant, creamy white flowers borne in great profusion, appearing in late spring or early summer.

Large-flowered (*Philadelphus grandiflorus*). Rather tall, with graceful, spreading branches; leaves bright green, 2 to 4 inches in length. Its flowers are the glory of this famous shrub; they are large, pure white, and are borne in pairs or threes on short stems along the branches. They commence to open in early summer and last for days. 8 to 12 feet.

Golden (*P. coronarius aureus*). Dwarf; 4 to 5 feet. A form much prized for its excellent golden foliage, which is especially bright in early spring.



Rosa rugosa (see page 30)

I have the pleasure to acknowledge and thank you for the shrubs recently received. They were in excellent condition, the soil around the roots being still quite damp, and I trust they may live and flourish, bearing testimony to your fair dealing with customers. —Mrs. J. W. ECKFORD, Aberdeen, Miss.



Spiræa Van Houttei, with long, drooping branches, seem like great mounds of snow. The flowers are beautiful in spring and the plants graceful all summer (see page 31)

Hardy Flowering Shrubs, continued

- OLEASTER**, or **Russian Olive** (*Elæagnus angustifolia*). Large shrub, with silvery and often spiny branches. Leaves light green above, silvery white beneath. Fragrant flowers, yellow within, silvery on the outside. Yellow berries, coated with silvery scales. Height, 10 to 12 feet.
- Japan**, or **Longipes** (*E. edulis*). Goumi Fruit of the Japanese. A low-growing, ornamental shrub, which in May produces enormous quantities of oblong fruit. This fruit is about $\frac{1}{3}$ of an inch long, bright red and covered with minute white dots. Makes excellent jelly or marmalade; the flavor is sharp, pungent and rather agreeable. Light green foliage. 6 to 8 feet.
- ROSES**. A great many Roses are being used in the South for borders as well as for bedding. By planting tall-growing Hybrids in the back, with everblooming Hybrid Teas in front, and perhaps some Tea Roses in front of these, you can get a very beautiful effect. See pages 36 to 41 for varieties.
- ROSE, Japan Wrinkled** (*Rosa rugosa*). So called because of its peculiarly "drawn" and wrinkled leaves. Upright growth, branches spreading; flowers are large and showy, red and white; followed by large, bright red berries. Attractive. 4 to 6 feet.
- ROSE ACACIA**, or **Bristly Locust** (*Robinia hispida*). A rather low-growing shrub, with bristly branches. Flowers pink, in clusters. 4 to 8 feet.
- SENNA, BLADDER** (*Coleutea arborescens*). A tall-growing shrub, attaining a height of 10 to 15 feet. Delicate, dull green leaves; yellow, pea-shaped flowers, tinged with reddish brown. Blooms in great profusion in early summer. Flowers are followed by large, inflated seed-pods, which are highly colored.
- SPIRÆA, Anthony Waterer** (*Spiræa Bumalda*). A new crimson-flowered variety. Covered the whole growing season with deep crimson flowers. Fine for clumps, beds, or potting. June till frost. 3 to 8 feet.
- Argentæa**, or **canescens**. Very graceful and handsome shrub, with spreading and arching branches. Panicles of white bloom, appearing very profusely along the branches. May to August. 8 to 12 feet.
- Billard's** (*S. Billardi*). Grows 4 to 5 feet high; very hardy, with upright branches; leaves bright green above, paler beneath; dainty, plumy flowers of deep pink. July to September.

Fruits and Ornamentals for Profit and Beauty

Hardy Flowering Shrubs, continued

Spiræa, Bridal Wreath (*S. prunifolia flore pleno*). White, double. Early bloomer.

Callosa. Attains a height of 4 to 5 feet. A bushy, pink-flowering form, with large, flat clusters of bloom in early June, which continue for some time.

Callosa alba. Fortune's White. Flowers white, of dwarfish growth. Commences to bloom in early June and continues for some time. 3 to 4 feet.

Douglas' (*S. Douglasi*). Flowers are deep pink, in dense, medium-sized panicles. Plants grow from 6 to 8 feet high.

Everblooming (*S. Bumalda*). Grows 2 feet high; upright branches. Blooms almost constantly in summer and autumn; flowers deep pink, large clusters.

Japanese (*S. Japonica*). Japanese Spirea. A compact, dwarf shrub, 3 to 4 feet, with upright branches. Free bloomer, with pink or rosy pink flowers borne in flat-topped clusters. Foliage bright green above and pale green beneath, persisting until frost.

Meadow Sweet (*S. alba*). Of erect growth, 3 to 5 feet high; tolerably hardy. Free bloomer, flowers white, clustered. June till frost.

Plum-leaved (*S. prunifolia*). Quite hardy; 5 to 6 feet high; graceful and ornamental. Leaves bright green, yellow in autumn. Flowers single; pure white; in small clusters; very early spring.

Snow Garland (*S. Thunbergi*). Grows 4 to 5 feet high, with gracefully drooping branches. Leaves bright green, assuming brilliant orange and scarlet. Very early in spring the small, pure white flowers literally cover the entire bush.

Van Houtte's (*S. Van Houttei*). A strong, hardy grower of graceful, drooping habit and handsome foliage. When in bloom the last of April the profusion of flowers weigh the slender branches and cover the bush with a beautiful canopy of white. Among the very finest of shrubs and is desirable from every standpoint. 8 to 10 feet.

Willow-leaved (*S. salicifolia*). Upright shrub of strong habit that succeeds well almost anywhere. White flowers, borne in panicles, May to September. 8 to 10 feet.

SNOWBERRY (*Symphoricarpos racemosus*). Of graceful form, with pendulous branches; grows 3 to 5 feet high. Flowers white or light pink in summer; ripening great clusters of white berries.

SNOWBALL, High-bush Cranberry (*Viburnum opulus*). Attains 8 to 10 feet in height. Spreading, hardy. Has large, green leaves and showy white flowers in late spring and early summer; masses of bright red berries remain on the plant all winter.


Common, Old-fashioned, or Guelder Rose (*V. opulus sterile*). Hardy; succeeds with little care. Flowers white, in clusters. 6 to 8 feet.

Japan (*Viburnum plicatum*). Surpasses any variety in flowers and foliage if planted in partially shaded places. 6 to 8 feet.

SPICE BUSH (*Benzoin Benzoin*). Bright green leaves, fading yellow in fall; yellow flowers in early spring and scarlet berries in late summer. 8 feet.



Spiræa, Anthony Waterer (see page 30)



Snowberry (*Symphoricarpos racemosus*) see page 31

Hardy Ornamental Shrubs, con.

SWEET PEPPER BUSH (*Clethra alnifolia*). Dense; hardy; 5 to 6 feet. Creamy white, fragrant flowers, in erect panicles or heads. Glossy leaves. Does well in shady places.

SWEET SHRUB (*Calycanthus*). A unique shrub; about 6 feet high.

TAMARISK (*Tamarix*). Graceful, tall-growing shrubs with light, feathery foliage. Succeed best in moist, loamy or sandy soil, but are also adapted for seaside planting, or for saline or alkaline soils.

African. Spreading branches and reddish brown bark. Has small, bright green foliage and pink flowers, borne in slender racemes in early spring. Very showy and attractive. 8 to 12 feet.

French (*T. Gallica*). A tall grower, with slender, spreading branches and bluish green foliage. Flowers of a pinkish tint, borne in slender, paniced racemes in late spring or early summer. A remarkably attractive variety. 8 to 12 feet.

Tamarisk, Hispida æstivalis. The finest of all. Begins to bloom in spring or early summer; continues the entire season if kept in a vigorous condition. The numerous bright carmine-pink flowers, cover half the length of the branches. 8 to 10 feet.

Indica (*T. elegans*). A strong, upright grower, with dull green foliage. Flowers are light pink, borne in slender paniced racemes in early summer. 8 to 10 feet.

Caspian (*T. Odessana*). An upright grower, with bright green foliage and pink flowers, which are borne in loose, paniced racemes. Blooms the latter part of summer and is very valuable on account of its late-appearing flowers. 4 to 6 feet.

Japanese (*T. plumosa* or *Japonica*). Of medium height; foliage very graceful and feathery. A fine plant. Blooms middle of April.

WEIGELA, or Diervilla. One of our best flowering shrubs; should be largely planted. **Candida.** Pure white flowers. 6 to 8 feet.

Eva Rathke. Grows 6 to 8 feet high; flowers deep-throated dark red, showy. Blooms in late spring.

Floribunda. Graceful, tall-growing shrubs with slender branches. Deep red flowers in June. 8 to 12 feet.

Hortensis. Deep rose.

Rosea nana variegata. Variegated leaves. Dwarfish.

Rosea. Beautiful rose.

Van Houtte's. Deep crimson; profuse.

YUCCA filamentosa. Palm Lily; Adam's Needle; Devil's Shoe-strings. Evergreen foliage; of tropical appearance. Pure white, fragrant flowers, on stout stems, 4 feet high, centered in the foliage.



Variegated Weigelas



The hedge of Althæa, or Rose of Sharon, divides private grounds from a city park. Can you conceive of a shrub better adapted for the purpose?

Ornamental Hedge Plants

Hedges are being so largely planted that we have given the question considerable thought, and offer the following, believing you can find just what you want in the list. Some of the plants mentioned are evergreens, while others shed their foliage during the winter.

ALTHEAS. While these are not evergreen, still the wealth of beauty during late summer and fall, when in bloom, compensates fully. The plants we offer are seedlings, mostly purple flowers, but somewhat mixed. They branch from the ground up. Plant about 1 foot apart if a dense hedge is desired. Prepare ground as for privet. See illustration.

BARBERRY, Japanese (*Berberis Thunbergii*). We consider the Japanese Barberry the best deciduous Hedge Plant in existence. It is beautiful throughout the year; its abundant crop of bright red berries makes it even more attractive in the winter than the summer. Its compact growth and thorny branches make a defensive hedge that will turn cattle after five years' growth. As an untrimmed hedge it requires no attention except an occasional cutting back of a few straggling branches. The natural growth is so dense and even that it forms a perfect hedge without shearing; but if a formal hedge is desired, it can be made so by shearing; hardy, of easy culture, and will grow in any soil or situation. For a hedge, plant in single row, 12 inches apart. During the growing season, the foliage of the plants is attractive, because the new growth, light green in color, is in sharp contrast to the foliage of the old wood, which is a glossy, dark, rich green. In the fall, the foliage turns to bright orange and scarlet, and persists until November or December, according to the locality. Leaves early in the spring. The Japanese Barberry is hardy almost anywhere in this country, and it will thrive in almost any situation, even in partial shade. Poor soil is no barrier to its successful cultivation.

AMERICAN ARBORVITÆ. See description, page 16.

Plants received in fine condition Tuesday. Thank you for filling my order so promptly and so entirely satisfactorily. I never saw finer plants.—MRS. T. V. ELSOM, Altavista, Va.

Ornamental Hedge Plants, continued

PRIVET

How to Make a Privet Hedge. Privet is usually planted 10 or 12 inches apart, though it should be planted 8 to 10 inches if a very dense hedge at the bottom is desired. A trench 12 inches wide and 18 inches deep should be provided, and some well-rotted manure put in the bottom and covered with soil. If no manure is handy, bone meal will be good. Where the soil is very rich, no manure is necessary. The plants should be set about an inch deeper than they grew in the nursery, after the ground is leveled off. After planting, cut all back even to within 4 inches of the ground. After the plants have made a growth of 6 to 10 inches from the former cut, prune off about one-half the new growth; this can be followed throughout the summer till the hedge is the desired shape and height. Good cultivation will help.

Privet untrimmed will grow to be something like 15 to 20 feet tall, and can be used as a screen to hide undesirable objects.

AMOR RIVER PRIVET (*Ligustrum Amurense*). The best evergreen Hedge Plant; holds its bright green color both summer and winter. Somewhat of a dwarfish nature, but in one year makes a splendid evergreen hedge, which is an ornament to any place. It is one of the most popular ornamental Hedge Plants in the South. Where a hedge is wanted to stay green all winter, plant the Amor River Privet.

CALIFORNIA PRIVET (*L. ovalifolium*). Fine for hedging and is a beauty as a single specimen, making a fine shrub for the lawn. Half evergreen; holds its beautiful foliage until late in the winter. Very popular in some sections.

EUONYMUS, Plain Green or Variegated. See description, page 35.

NORWAY SPRUCE. See description, page 20.

Deciduous and Evergreen Climbing Vines

DECIDUOUS

CLEMATIS. The most showy of the blooming Climbing Vines. Require rich soil and annual manuring. They do not make much show the first year after planting, but, with careful handling, they make a fine display. There are many varieties; we catalogue the four leading sorts in an assortment of color.

Henryi. Large white flowers; the best white.

Jackmani. Large, purple flowers; the best purple. It blooms continually from July until cut off by frosts.

Mme. Edouard Andre. Large red flowers; the best of its color.

Paniculata. Very beautiful small white flowers. An excellent Clematis of rapid growth; valuable for covering arbors, trellises and porches. Foliage glossy green; flowers white, borne in long slender clusters, covering the plant in a mass of bloom in midsummer. Delightfully fragrant.

DUTCHMAN'S PIPE (*Aristolochia macrophylla*). A tall, twining vine with very large leaves and curious flowers, well adapted for porches and arbors. Leaves very broad and large, bright green. Flowers purplish and yellow-green, borne singly or two or three together, from the axils of the leaves, resembling a Dutch tobacco pipe. A hardy vine, producing a splendid, dense shade.



Clematis paniculata

The shrubs to hand in good order, and I wish to express my thanks for such fine specimens.—
MRS. J. FRANK McCUBBINS, Salisbury, N. C.

Fruits and Ornamentals for Profit and Beauty

Deciduous Climbers, continued

IVY, Japan or Boston (*Ampelopsis Veitchii*). Of hardy, rapid growth. Leaves bright green, very dense, completely covering the object over which the vine clammers. In the fall, these turn to gorgeous shades of red. Excellent for city planting.

Virginia Creeper, or Woodbine (*Ampelopsis quinquefolia*). Large, handsome leaves, deeply cut into fine lobes. Blue berries, which contrast handsomely with the brilliant crimson shades which the foliage assumes when touched by frost.

KUDZU VINE (*Pueraria Thunbergiana*; *Dolichos Japonicus*). A hardy and remarkably vigorous vine, frequently producing stems 30 to 40 feet long in a single season—a regular Jack-and-the-Beanstalk. In northern latitudes the vine dies down to or near the ground in winter, but in the South it is seldom hurt by the cold and obtains considerable diameter. Splendid for covering arbors and verandas.



Wistaria

WISTARIA, Purple. Rapid grower; long, pendent flowers. Valuable for covering verandas or pergolas. **White.** Same, except as to color.

EVERGREEN CLIMBERS

EUONYMUS, Creeping (*Euonymus radicans*). Clings to walls or rocks and grows 20 to 30 feet high. Small, glossy, evergreen leaves. Easily cropped and held in control.

Variogated Creeping (*E. radicans variegatus*). An attractive evergreen creeping plant, with very pretty foliage, which is beautifully variegated deep green and white. Very showy for covering low walls and stumps; is also excellent for bordering, as it can be kept closely clipped.

HONEYSUCKLE, Japan (*Lonicera Japonica*). Vigorous climber; grows 10 to 15 feet high; leaves evergreen, very dense. Flowers appear in the summer, and sometimes again in the fall; they are white, turning yellow after a few days, and are deliciously scented. Does well on trellis or when allowed to run along the ground. Grows anywhere.

IVY, English (*Hedera Helix*). A grand, high-climbing evergreen vine, clinging to walls or trunks of trees and often attaining great height. Dark green leaves of exquisite outline and beauty. The climbing or creeping branches do not bear fruit, but in age bushy, spur-like branches with entire ovate leaves are produced, upon which the yellow-green flowers and black berries are borne.

Perennials

When once planted, you do not ever have to replant, as they come up again the next season of their own accord. Easy to cultivate, but do best in good soil, as a matter of course. Prepare your ground well, and keep the plants in a growing condition during the summer. You will be richly repaid for the small amount of labor.

HIBISCUS Moscheutos. Mallow. A woody perennial plant, about 4 feet high; does best in moist places, though produces good results in drier soils. In July and August it bears large, single flowers, with crimson centers, and pink or white outer petals. It is a very striking plant when in bloom, specially suited for mixed border and waterside plantings, although it looks handsome in a large bed by itself.

PÆONIA officinalis. Among the showiest and best plants of this class. Hardy and of easy cultivation, they should be in every flower-garden. Thoroughly pulverize and enrich the soil before planting. In three colors—White, Pink, Red.

General list



Just a part of our Rose-gardens at Pomona. Here we try all varieties, so we know just what they are before we send them to our customers

Roses

The exquisite beauty of the Rose has justly brought fame to the gardens of the South. We feel a just pride in the Roses which we offer for sale—knowing, as we do, that they are the very cream of an extensive list, the less desirable varieties having been eliminated by observation and test.

Regarding the Roses we sell, we wish to say that they are of strictly high grade—are well developed, and possessed of that sturdy vigor which comes only in plants that are given the right start and properly fed and cared for as they grow.

The Roses described in the following pages are field-grown stock. That assures hardiness and vigor, as plants so grown become proof, in large measure, against extremes of heat and cold; the open-ground cultivation develops a good root-growth. We ship all our Rose plants carefully wrapped, with roots protected from the air.

For convenience in ordering we have adapted a new plan in classifying our Roses. The different varieties will be found divided according to their colors—an arrangement which, we think, will materially help you in making a satisfactory collection of plants for your Rose-garden.

The initials in the following list indicate the “class” or “family” to which each belongs. These are as follows: T., Tea; H. T., Hybrid Tea; H. P., Hybrid Perpetual; B. C., Bengal or China; P., Polyantha; N., Noisette; R., Rugosa.

The Tea Roses bloom all season, and are so called because their fragrance is thought to resemble the aroma of a cup of tea. Hybrid Tea Roses are quite hardy, and also remain in flower for a good part of the summer.

Hybrid Perpetual Roses bloom freely in June, and then rather sparsely each month until frost. The Bengal or China Roses—mostly red varieties—are hardy, and have small leaves. These are the original cultivated Roses and were first introduced from China.

Bourbon Roses have large leaves, and originated in France. Polyantha Roses bear quantities of flowers in clusters. Noisette Roses are distinctly American, having been originated in Charleston, S. C.; Rugosa Roses are distinguished by their wrinkled foliage and are natives of Japan.

Fruits and Ornamentals for Profit and Beauty

How to Destroy Mildew on Outdoor Roses

Mildew is a fungous growth, of whitish appearance, on the foliage, which usually appears in May when the days are warm and the nights cool, while the foliage is very tender. We give two remedies; use whichever is most convenient. Several applications are necessary.

Mix equal parts of powdered sulphur and air-slaked lime. Apply late in evening. Sprinkle through a thin cloth, or use a small bellows.

Or, take two quarts of clear water, one-half pint of kerosene oil, one five-cent cake of Ivory soap, boil thoroughly, and be sure the soap is dissolved; after boiling, add six quarts cold water, stir thoroughly, and use with sprinkling can or spray pump, using a fine nozzle.

The sulphur-and-lime mixture is also good for black spot and rust.

To Kill Thrip on Outdoor Roses

This little rascal attacks the buds, especially when very sweet, causing them to turn brown. Being so small, he is hard to see.

First go over the bushes and cut off all affected buds. Dissolve four or five pounds of brown sugar (to make them eat) in twenty gallons of water; add one pound of paris green; stir thoroughly before using. Apply with spray pump, with fine nozzle, both above and beneath the foliage, late in the afternoon. Too much will burn the foliage. A bucket pump will do. It will probably take several applications, especially in wet weather.

White Roses

Antoine Rivoire. H. T. Creamy white, with delicate pink tinge.

Bride. T. White; fine buds; a good, hardy Rose. Will please.

COCHET, WHITE MAMAN. T. The flowers are of enormous size, remarkably round and full; pure, clear, snowy white throughout when grown under glass; when grown out-of-doors it pinks like *Bride*, but the pink only adds to its beauty, and it is delightfully tea-scented. It is by far the finest and most reliable bedding Rose yet produced. Anyone can have the very finest Roses for cutting all summer and autumn by planting a few plants of it. It is, without doubt, the largest Rose, both in bud and flower, of its class. Very strong grower and hardy under ordinary conditions.

Devoniensis (The Charming Magnolia Rose). T. An old favorite. The color is creamy white, with rosy center; very fragrant. Planted outdoors, it produces an abundance of large, very full and double flowers all through the season. This is one of the Roses that should be seen in every garden.



Maman Cochet Roses

White Roses, continued

Frau Karl Druschki (Snow Queen) H. P. The white Rose par excellence. Strong, upright grower, producing its paper-white flowers in the greatest profusion. Everybody knows this as the best white Rose.

KAISERIN AUGUSTA VICTORIA. H. T. An extra-fine, white variety; very large, full and double, almost perfect in form, and it continues beautiful even when fully expanded. Beautiful glossy foliage; a vigorous grower and very free-flowering, blooming at every shoot. Good grower.

Killarney, White. H. T. This is almost identical with the pink variety, of which it is a sport, except in color. It has the same beautifully shaped and deliciously scented flowers, and is altogether a fit companion for the pink.

Marie Guillot. T. Pure white; large, full; free bloomer. One of the best whites.

Queen. T. Pure white; free bloomer good Rose.

Sombreuil. Bourbon. White, tinged delicate rose.



Killarney Roses

Pink Roses

Bridesmaid. T. Bright pink; large and fine.

Catherine Mermet. T. Clear flesh-color; large, full; a fine Rose.

Clio. H. P. Dainty flesh, shaded in the center with rosy pink; large, globular, full, double flowers freely produced.

COCHET, PINK MAMAN. T. No finer Rose than this. The color is a deep rosy pink, the inner side of the petals being a silver-rose, shaded and touched with golden yellow. No Rose surpasses it in vigorous growth and in the immense size of its buds and flowers. Indeed, nothing in the Tea family approaches it in size except White Maman Cochet. For summer cut-flowers it is a wonder. Deliciously fragrant.

Duchesse de Brabant. T. The color is a fine shade of soft, rosy pink, which deepens to bright rose; beautiful in buds or open flowers; very vigorous and healthy.

Killarney, Pink. H. T. The beautiful Irish Rose. There is a peculiar charm about this exquisite Hybrid Tea Rose, as its very name conjures up all the beauties of Irish scenery and brings to one's mind the picture of "the emerald isles and winding bays" of beautiful Lake Killarney. The bush is strong, sturdy and upright, with beautiful, deep, bronzy green foliage. The color of the flower is deep, brilliant and sparkling shell-pink of the most exquisite shades.

Madame Camille. T. Rosy flesh, shaded salmon, rose and carmine.

Madame Caroline Testout. T. Bright rose-color; large and free bloomer. Beautiful in bud. Shatters when open.

Madame Lambard. T. In bud and bloom it is a lovely, pure pink, changing when older and fully expanded, to a rosy bronze. A free bloomer, large flowers; very strong grower. We consider it one of the best.

Mrs. B. R. Cant. T. Handsome, brilliant dark pink; beautiful when fully expanded and keeps well. Blooms large, full and double, borne on long, stiff stems. A very strong grower and free bloomer. Excellent.

Paul Neyron. H. P. Bright pink; the largest of all H. P. Roses; full; grand.

Fruits and Ornamentals for Profit and Beauty

Pink Roses, continued

RADIANCE. H. T. A new Rose of wonderfully vigorous, upright growth, and great profusion of foliage. Brilliant rosy carmine, displaying beautiful rich and opaline pink tints in the open flower. The form is fine, size large and full, with cupped petals. Blooms constantly and is delightfully fragrant. The large buds are especially lovely, and borne in lavish profusion. Will prove unusually popular as it becomes better known.

Madame Segond Weber. H. T. As impressive as American Beauty. A beautiful new pink or salmon-flesh Hybrid Tea Rose which we consider one of the grandest novelties of recent years; the bud is long and pointed, opening into enormous bloom, which deepens its color until fully expanded. The bush is a fine, strong grower, splendid for growing indoors, while for bedding and planting in the open ground it is nothing short of magnificent. A wonderful new variety.

Wm. R. Smith. T. This Rose has been rechristened as Maiden's Blush, and also as Jeannette Heller. As a summer bedder this variety ranks up with the two Cochets, producing immense quantities of fine flowers of creamy white with pink shadings. A wonderful Rose and will please all who plant it.

Souvenir de la Malmaison. B. Clear flesh-color; large; prolific.



Radiance Rose

Red Roses

American Beauty. H. P. Well-known red forcing Rose. Does fairly well outdoors.

Archduke Charles. B. Opens red, changing to silvery pink.

Baby Rambler. Flowers like Crimson Rambler except in large clusters. The Baby Rambler is a dwarf bush Rose, and a true everbloomer, blooming constantly and heavily from May until November.

J. B. Clark. H. T. This is the largest and most magnificent Hybrid Tea Rose that has ever been brought to our attention. It is almost impossible to appreciate the beauty and immensity of the flowers. It is the strongest and healthiest-growing Rose we have ever seen, with splendid dark bronze-green foliage. The flowers are the glory of the plant—full, deep and double borne freely on strong, erect stems, deliciously fragrant; color intense, deep scarlet shaded blackish crimson.

ETOILE DE FRANCE. H.T. France never sent out a better Rose than this superb new variety, now so firmly entrenched in the estimation of all Rose-lovers. Plants form strong, upright bushes with splendid green foliage, and in the open ground it is particularly good, growing hardy and vigorous; preëminently the Rose for the masses. The flowers are simply gorgeous; rich, velvety crimson, full, very large, double and cup-shaped, with fragrance that is deliciously exquisite.

General Jacqueminot. H. P. Rich, velvety scarlet; large, fine bloomer.

Gruss an Teplitz. China. The sweetest and richest crimson Rose. Called by some growers Virginia R. Coxe. The intense, dazzling color of this Rose is found in no other variety. Fiery crimson, shaded with a dark, velvety sheen, totally unlike any other color in the world. Large, handsome, moderately double flowers produced in wonderful profusion throughout the whole growing season, in fact, it is always in bloom. The flowers are produced singly, sometimes in clusters, producing a gorgeous effect on the lawn or in the garden all summer through. A wonderfully strong, vigorous grower, actually attaining a height of 4 to 5 feet; perfectly hardy everywhere. For fragrance there is no other Rose to compare with it.

Red Roses, continued

HELEN GOULD. H. T. One of the best light red Roses; strong grower; free bloomer; large flowers; color warm, rosy crimson.

Meteor. H. T. One of the best everblooming Hybrid Teas; dark velvety red; hardy.

Papa Gontier. T. Dark crimson; broad petals; beautiful buds; a fine variety.

Rhea Reid. H. T. A magnificent new crimson garden Rose. For an all-round garden Rose for outdoor culture it has no equal. The color is vivid scarlet-crimson, and the flowers are marvels of beauty, large, bold and of splendid substance. It has a strong disease-resisting constitution, makes a rapid growth, throws up a profusion of canes from the roots and is always blooming.

ULRICH BRUNNER. H. P. A very large Rose of rich crimson; flowers full, well formed, and very fragrant. The plant is hardy and a free bloomer.

Yellow Roses

Alliance Franco-Russe. T. In warm weather the color is yellow, shading to salmon. In the cool fall nights, comes pink; always pretty. A fine Tea Rose.

Blumenschmidt. T. Color deep golden yellow of the richest and purest shade. Where Roses are grown in the open for cut-flowers, this Rose should be planted, as it ranks with Wm. R. Smith, Helen Gould, and the White and Pink Cochet.

Cochet, Yellow. T. The color is a good sulphur-yellow on first opening, changing to a delightful rose-color as the flower gets age, when it takes on this rose shade. Not so good as the White and Pink Cochet.

ETOILE DE LYON. T. This is the best yellow to date. Buds and bloom both very double and of large size, color deep golden yellow. It blooms freely and is a gem.

Isabella Sprunt. T. Lemon-yellow; large, full, hardy; good bloomer; good grower.

La Pactole. T. Sulphur-yellow; good bloomer. Fine Rose.

Mosella, or Yellow Clothilde Soupert. A Tea Polyantha Rose; flowers bright yellow, produced in large clusters; hardy and very satisfactory for this section.

Safrano. T. Apricot-yellow; fine form; splendid old Rose. Good grower.

Souvenir de Pierre Notting. T. Strong, bushy habit, producing in great profusion marvelously beautiful flowers of the Maman Cochet type, very large and well filled, opening beautiful clear apricot-yellow tinged with golden, mixed with orange-yellow, edges of petals shaded carmine rose. Truly a gorgeous effect.

Yellow, Suffused with Pink

HELEN GOOD. T. We wish we could convey to you in words the beauty and great worth of this Rose. The color is a delicate yellow suffused with pink, each petal edged deeper. The buds and flowers are immense and of exquisite form.

Climbing or Pillar Roses *HARDY IN ALL THE SOUTH*

Blue Rambler. One of the wonders of the Rose world—a vine with all the vigor of the famous Ramblers, bearing quantities of flowers of a distinctly blue cast. A novelty that promises such good, practical features as will make it permanent.

Climbing Baby Rambler. Very similar to the dwarf Baby Rambler in general appearance, except that it climbs.

Climbing Killarney. A climbing form of the famous pink Rose, Killarney, the most celebrated Hybrid Tea of its color yet introduced. Is identical with the parent variety, except that it is of the climbing habit of growth, placing it at once in a class by itself, because there is no other climbing variety of its color. It is a strong, rapid grower, growing to perfection in the open ground, throwing up shoots 10 to 15 feet high in a single season, and is entirely hardy. It blooms continuously throughout the season, and the flowers are magnificent beyond description, immense, long, pointed buds with massive petals, opening into flowers of enormous size; color deep pink, bright and sparkling, an exquisite shade, deliciously fragrant.

Climbing Kaiserin Augusta Victoria (Mrs. Robert Peary). This is the first white, climbing, everblooming Rose ever brought to notice; a sport from the bush Kaiserin; flowers exactly the same; hardy all through the South; a strong grower.

Climbing Mme. Caroline Testout. A good Rose and a very strong climber. Beautiful, glowing pink blooms. In flower identical with Mme. Caroline Testout.

Climbing Meteor. Climbs 15 to 20 feet in a single season; is a very profuse bloomer, with buds and flowers well-formed. Flowers rich, velvety crimson.

Fruits and Ornamentals for Profit and Beauty

Climbing Roses, con.

Climbing Mamie. N. It is a strong grower, with buds and flowers of the largest and most perfect shape and form. The color is exquisite, being a delicate fawn with heart of pink. One of the most beautiful light-colored Roses.

Crimson Rambler. Blooms in great clusters of bright crimson; the great Climbing Rose of the present day.

Dorothy Perkins. Similar to Crimson Rambler, but pink instead of red. A strong Climbing Rose, free bloomer, with often fifty to sixty blooms on a small branch. A valuable companion to Crimson Rambler.

Excelsa. Rambler. A good, free grower, with a great profusion of almost evergreen, rich, glossy foliage. Grand foliage. Great clusters of crimson bloom. One of the very finest of all the Climbers, and one that should be in every Rose-garden. Succeeds old Crimson Rambler.



Marechal Niel Roses

Frances E. Willard. T. Similar to Climbing Kaiserin, but a much stronger climber and more beautiful white blooms, perfect in form. Proved to be the strongest grower at our place the past season. It is the "white-ribbon" Rose for the thousands of white ribboners throughout the land.

Gainesboro. T. Flowers very large, delicately tinted flesh, almost white. Very highly recommended.

James Sprunt. T. Velvety crimson; very double; fine bloomer.

Lamarque. T. White; a fine pillar Rose for the South.

MARECHAL NIEL. T. Golden yellow, lovely buds; most popular Rose in the South, and deservedly so.

Pillar of Gold. T. New. The most vigorous Climber in this section, producing large, double buds and flowers of perfect form. Color rosy pink, base of petals yellow, a free bloomer.

Reine Marie Henriette. T. Red; full, well formed; a fine Rose.

Wichuraiana. From Japan. This Rose readily adapts itself to any soil, and will do well under almost any conditions. The pure white single flowers appear in greatest profusion in July, after the June Roses are all past. Foliage evergreen in the South.

Wm. Allen Richardson. T. Deep orange-yellow.

The Rose bushes ordered from you a few days ago have been received and are satisfactory.—A. B. WINGFIELD, Charlotte, N. C.

Dear Sir: During the last fourteen years I have had trees and shrubs sent to me from time to time from the J. Van Lindley Nursery Co., Pomona, N. C., represented by you, and I take pleasure in certifying that your trees are true to name, of excellent quality and nicely packed for shipment. I may add that not the least pleasant part one has in dealing with this nursery is that it is represented by courteous gentlemen, who spare no pains to give customers satisfaction, and whose extensive knowledge of the business enables them to assist the buyer in the selection of trees and plants best suited to their section.—GEO. C. HARRIS, Mt. Helena, Sharkey County, Miss.



Grading Peaches in front and packing behind bench

Fruits for the South

So little attention is given to the proper planting and cultivation of fruit trees that to a beginner, or even with those of some experience, the business often seems discouraging. There is positively no excuse for all the failures in fruit-growing, except pure neglect and lack of enlightenment along horticultural lines. The public should be awakened to this important subject. Thousands of orchards go to waste annually by neglect. Every person owning a home can have a healthy, thrifty orchard, if he will follow the instructions given herewith. We all know that fine fruit is produced. You can do it, if you will give the matter a small part of your time and attention.

It is well known that fruit-growing is usually much more profitable, as well as much easier, than general farming; returns of \$500.00 or more per acre from crops of apples or peaches are not at all exceptional. All over the South there is an increasing interest in fruit-growing, brought about by the high prices that first-class fruit now commands. The government pomologists tell us that there will always be a demand for this class of fruit, and from the large cities comes a constant call for "more." It has now been proved that fruit-growing is just as practicable in the South as elsewhere, and that this section has a number of notable advantages that are going to carry it forward in rapid strides, until it stands right at the top among commercial fruit-growing regions of the country.

In order that you may clearly understand that the production of apples, peaches, pears, plums, cherries and many other fruits in the South has long ago passed the experimental stage, we need only refer to one or two incidents. In November, 1910, there was held at Council Bluffs, Iowa, one of the most important horticultural exhibits ever given—entries of fruit were made from every section of the country, including the western states, with strong reputations for high-class fruit. But the southern states were there, too, with a liberal display of fruits and nuts, and, when prizes were awarded, the southern states represented received ten out of a total of twenty special prizes in exhibits open to all. The leading premium was a Silver Trophy, awarded to North Carolina fruits, as sweepstakes on the best display of fruit in the United States.

In addition, there were a number of "plate displays" of such fruits as apples, peaches and grapes, on which the southern states took a large number of prizes; North Carolina alone took six trophy cups and several ribbon prizes. This incident, and the fact that many commercial orchards are already in profitable bearing throughout the South, particularly those planted to apples, pears and peaches, **proves** the adaptability of that section to fruit-culture on a large and profitable scale.

Prompt railroad facilities bring all the large cities of the East—Washington,

Fruits and Ornamentals for Profit and Beauty

Baltimore, Pittsburgh, Philadelphia, New York and Boston—within easy reach of the southern fruit-grower, most of them comparatively only a few hours' distant. This means that his fruit will be **better** than that grown farther away, because it can ripen on the tree instead of having to be gathered half-green; it means, too, that such perishable fruits as peaches, grapes, cherries and strawberries, which bring high prices and are very profitable, can be grown in the South and easily shipped so as to arrive at northern markets in good condition and at much less expense.

Southern fruit men can score a distinct advantage over the growers of other sections by producing fruits which generally do not succeed north of Mason and Dixon's line. Persimmons, figs, nectarines, etc., pecans and Japanese walnuts, bring high prices; at the same time, they are easily grown in the South, where great quantities are now being raised. Every home should raise these fruits and nuts for family use, and to sell.

Why Should We Plant Trees?

First. The increase in the value of the farm. A well-kept orchard will make your place more valuable in many ways. Who would not pay a great deal more for a farm with a large, healthy orchard than for one exactly like it without the orchard.

Second. It pays to have fruit for our health's sake. Most of us eat too much meat and too little fruit. Many troublesome diseases are unknown to the free users of a largely vegetable diet. Settlers in a new country improve in health as their orchards begin to bear freely.

Third. It is generally known that a healthy growth of trees and evergreens to the windward of a home will break the cold winds in winter, and afford shade and pleasure in the summer.

Fourth. It pays from the profits secured by selling your surplus to the different towns in your vicinity. Inhabitants of towns and villages become ready buyers of fancy fruit and pay good prices for it. Often when you live in marketing distance of a good town you can make more money off of your orchard than from any other crop you can grow. Some farmers realize from \$300.00 to \$500.00 from just a few acres planted in strawberries, peaches, pears, plums, apples, etc. Many a farmer with four or five acres in apples, peaches, pears and plums realizes more profit from it in money, besides the pleasure of having the fruit, than from all the balance of the farm. It is easy to have fruit every month in the year. Commence in the spring with currants and berries of various sorts—just a few of each. Then come the different varieties of apples, peaches, pears, plums and other fruits, ripening in succession from May until frost. In the meantime we can, by planting nice preserving and canning fruit—such as the Kieffer pear and other things—preserve and can up fruit to last through the winter, besides the apples which can be kept late in the fall and sometimes all winter. Then plant a few nut trees—pecans, walnuts, etc. They are enormous bearers and their fruits find ready sale.

Fifth. Last, but not least, it will help to keep the farmer's son at home, by making home attractive. There are but few boys that do not like fruit, and by having this, and by planting shade and ornamental trees, vines, roses, etc., it gives the home a pleasant effect that will go a long way toward keeping the children satisfied. Give them a few trees of their own, for pleasure and profit, and you will be well repaid.

What Shall We Plant?

If for a commercial orchard, we prefer to advise you by letter, as it would be almost impossible to cover the ground here, there being so many varying conditions in different sections. The same will apply to an orchard for local market, except we will state that almost any kind of good fruit can usually be sold at a profit, especially apples, peaches, plums, pears, grapes, berries, etc.

For a family orchard we mention the following things which you might plant with profit:

| | | |
|------------|--------------------|-------------------------------|
| 17 Apples | 2 Cherries or Nuts | 12 Blackberries or Dewberries |
| 17 Peaches | 200 Strawberries | ries |
| 8 Plums | 200 Asparagus | 24 Grapes |
| 6 Pears | 24 Raspberries | 12 Currants or Gooseberries |



Worth planning for

The fifty trees mentioned can be so selected as to give you fruit nearly every month in the year. See descriptive lists for varieties. If you are not acquainted with varieties, you can safely leave it to us, as we have had much experience and will gladly give you the benefit of it.

If it is desired to plant 100 assorted trees, the above list can be doubled as it stands, or varied to suit your individual taste. Special price on request, either with the small fruits or without.

We strongly recommend, however, that you plant the berries, etc., as they come into bearing much earlier than the trees, and you can be having fruit even while the trees are getting old enough.

Do not hesitate to write us in detail about these matters, as we are always glad to give our patrons, or prospective patrons, any information that we can, without obligating them to purchase.

Selecting a Place for an Orchard

It is a wrong idea to plant fruit trees on poor land if you expect good fruit. If you plant on poor land you must fertilize or manure with something to feed the trees as you do corn, cotton or any other crop—trees must have good soil and attention. An orchard deserves the best land you have. Whenever possible, an orchard should have a northern or northwestern exposure and be planted on well-elevated places.

Keep a Record of Your Orchard

When planting, put down in a book just where each variety can be found. State the row it is in and number from a given end.

Plant Young, Thrifty Trees for Best Results

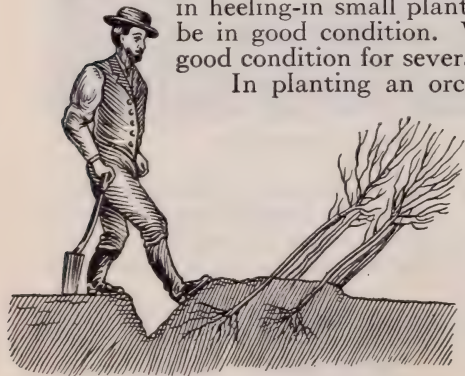
One of the biggest mistakes with some is that they want large, overgrown trees to plant. A tree one or two years old, that has been well grown by a reliable nurseryman, will make a better tree in the long run, fruiting in a fewer number of years, making a healthier tree, thereby longer lived, than a tree that is larger and older when bought and transplanted. Get them with good roots.

Hardy Trees

It is an acknowledged fact that here in healthy Piedmont, North Carolina, we grow healthy and hardy trees. Our trees go to all parts of the Union and have proven equally hardy everywhere. We are located intermediately as to latitude. Peach-growers in the New England States are sending to us for their peach trees. They have found by experience that our stock is free from yellows, rosette, scale, etc.

How to Care for Trees Before Planting

If you cannot plant immediately, "heel them in" the ground or some convenient place until you are ready to plant. Heeling-in might be termed temporary planting, to preserve the roots until you are ready to plant. One of the simplest ways to heel-in trees is to dig a trench about 2 feet wide and about 1½ feet deep; open the bunch of trees and spread them thinly in the trench, then fill in with loose earth to about 6 inches above the point they grew in the nursery. Always trample the soil with the feet so that it will be in close contact with every root. The same principle is to be observed in heeling-in small plants. Then when you are ready to plant, the trees will be in good condition. When they are properly heeled-in they will keep in good condition for several weeks.



Heeled-in

In planting an orchard, let the ground be made mellow by repeated plowing. For a tree of moderate size, the hole should be dug 3 feet in diameter and 12 to 20 inches deep. Blasting the holes with dynamite is a good proposition. Turn over the soil several times. In every instance the hole must be large enough to admit all the roots easily without bending, and the roots should go in the hole as they grew in the nursery. They should be straight and not cramped and in masses. Shorten and pare smoothly with a knife any bruised or broken roots.

Hold the tree upright while another person, making the soil fine, gradually distributes it among the

Fruits and Ornamentals for Profit and Beauty



Set too high



Set too low



Roots badly bunched



Set properly

roots. Shake the tree gently while the filling is going on. The main secret lies in carefully filling in the earth so that every root, and even the smallest fiber, may meet the soil; and to secure this, spread out the small roots and fill in the earth around every one.


When the hole is two-thirds full, pour in a pail or two of water. This will settle the soil and fill up vacancies that remain. Wait until the water has sunk away and then fill up the hole, and do not trample, but fill loosely with fine soil. The moist earth, being covered by the loose surface soil, will retain its humidity for a long time. Indeed, we rarely ever find it necessary to water again after planting in this way, and a little muck or litter placed around the tree upon the newly moved soil will render it quite unnecessary. Frequent surface watering is highly injurious, as it causes the top of the soil to bake and prevent the access of air, which in a certain degree is absolutely necessary. Avoid the prevalent error of planting trees too deep. They should not be planted more than 1 inch deeper than they stood before. See cuts.

If your soil is positively bad, remove it from the hole and substitute a cartload or two of good garden mold. Do not forget that plants must have food. Three times the common growth may be realized by preparing holes 6 feet in diameter and twice the usual depth, enriching and improving the soil by the plentiful addition of good compost, well rotted and thoroughly mixed with the soil. In most cases it will be best to plant in good soil and use the manure as a mulch. Young trees cannot be expected to thrive well in sod land. When a young orchard must be kept in grass, a circle should be kept dug around each tree. But cultivation of the land will cause the trees to advance more rapidly in five years than they will in ten when it is allowed to remain in grass.


Few kinds of trees or plants—none in the fruit class—succeed in wet land. A soil too wet for any crop is too wet for trees. This may be known if water stands in the furrows for a week or more after the frost has left the earth or after a rain has ceased. If you wish to plant such land, drain it first. Some land is naturally underdrained, some is sufficiently undulating to let the surface-water flow off rapidly.

Pruning at Time of Planting

Most people desire a fine top from the day of planting. All of their attention is given to the top, consequently they have an unbalanced tree, top-heavy. They argue that to prune spoils the looks of the tree, and their trees are sure to be out of balance—more top than root, and more top than roots can support. First give your attention to the roots, secure a good foundation, and you can then make the top what you please. In digging trees, especially fruit trees, it is impossible to preserve all the roots, consequently we have an unbalanced tree, and the way to overcome this is to do away with some of the top. In evergreens, shrubs, etc., most of the roots are dug with the tree, consequently little pruning is required. Trees having few roots should be cut back more than those having many. Roses should be cut back to within a few inches of the ground.



Newly set 2-year Apple ready to be pruned



Same Apple tree pruned



Newly set Peach ready to be pruned



Same Peach pruned, Prune 1-yr. Apple same way

APPLES

Apples are the one all-purpose fruit for every locality, and are bound to remain the standard fruit for the South, just as for other sections. Every home should have **some** Apple trees—at least a dozen; if there is room to plant more, they should be set out, by all means. There is nearly always a good demand at market, and a few trees eight to ten years old will bear enough fruit to bring in considerable money.

In selecting kinds for the home orchard, there should be a few early-bearing sorts for summer sauces and pies, as well as for dessert purposes; there should also be some fall varieties, with a liberal number of late sorts to keep during winter. With a good selection and proper care of the fruit, fresh Apples may be had the greater part of the year, eight to ten months at least.

Apple trees will thrive almost anywhere; a mellow soil, well drained, is essential. Soil that will grow good crops of corn or cotton will generally do well.

In the following list the varieties are given in the order of their ripening, commencing with the earliest and continuing throughout the season. In several instances, two or more varieties ripen at the same time. We also divide our Apples into three groups—summer, fall and winter varieties. Many of the fine winter varieties that succeed so well in the North and in the mountain sections of North Carolina and Virginia will not succeed in the lower lands and the great cotton-belt of the South.

There are, however, several varieties of fall and winter Apples which do succeed in the cotton-belt, which we feel safe in recommending, and feel that more of this list should be planted. This list will be found on page 52. Early and summer varieties succeed generally throughout the southern and border states, the cotton-belt, as well as in the Piedmont and mountain sections.

Keeping Winter Apples—The Apple Cellar

“This morning, March 16, being a cold, frosty morning, the thermometer being down to 20 degrees, is a good time to air out the cellar and give the Apples a special cooling out. It is usually considered that 22 degrees is the temperature for freezing an Apple, but the Apples being in the cellar makes it safe to expose them to the cold by having the doors and windows wide open.

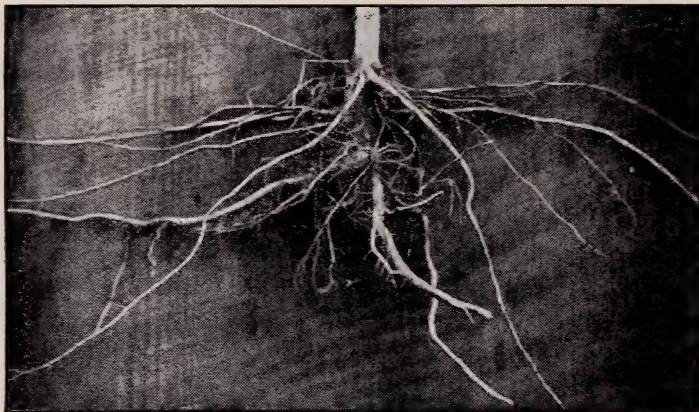
“As will be seen in this article, the plan for the construction of an Apple-cellar is to make it so as to have it as wide open as possible when we want to air out, and then to shut as close as possible when we want to close it. In the fall, about the time of the first frosts, before the extreme cold weather comes in, the cellar should be kept open every cold night—and the same from now on while the Apples last. Of course, this airing out should be observed during winter according as the temperature of the winter might demand.

“Only a common cellar, in almost any shape, would do; but if one would construct purposely for Apples, a plan for liberal ventilation is best. Of course a good cellar must have good, thick walls, and these thick walls are needed just as much in the South as in the North; they are needed in the South to keep out the heat, and in the North to keep out the cold—that is, when you want it out.

“Apples, where there has been tobacco, are more or less tainted by the tobacco flavor—rather more than less, as I have learned by buying Apples that have been piled in a tobacco-barn.

“I have at this time a nice lot of Apples in the cellar that bid fair to keep nice and sound on up for the next ten weeks. I have only a few that were kept over, being gathered from the trees in October.

“The Bonum is only a fall Apple. Last season was not favorable for the Bonum,



2-year Apple roots

Fruits and Ornamentals for Profit and Beauty

but we had a few, and there are some of these Bonums in the cellar now nice and sound. Fresh air is the item for the preservation of fruit. The colder the air, in reason, the better; still only the cool night air is necessary to keep sound Apples all winter. The usual failures come by the Apples not being sound, and by keeping the cellars closed when they should be kept open. At night, bear in mind, is the time to keep the cellar open. Few people are careful to open the cellars often enough, and this is the great mistake. We usually would make choice of a dry cellar, but the fruit can be very successfully kept all winter in a watery cellar, provided there is reasonable attention given to ventilation. At this season of the year I open not only the cellar, but try to make it convenient to raise the lids to the boxes, when we have a cold night, so that the cold, frosty air can penetrate the Apples as much as possible.

"It is advisable to try to keep the Apples very cold all during winter, and yet they will keep from October to April anywhere in the southern states, if the Apple cellar is kept open during cool nights and kept closed during the day. It is desirable to have the cold air for the best success, but fresh, cool night air will insure the keeping of all sound winter Apples during, say, six months. Here, in latitude 36, Apples are kept safely in large boxes, but as spring comes nearer, and as frosty nights are scarcer, the Apples should get lower in the boxes.

"We, during winter, and from now on especially, take pains to sort out and to dispose of the specked and mellow Apples. As the Apples become gradually fewer in the cellar there is more room to get them down to laying them in the bottom of the boxes. April and May are our main months to dispose of the bulk of the best-keeping sorts."—*Southern Fruit Grower*.


The trees represented in the following list are strictly reliable in every way; true to name, healthy, well developed. We take great pains growing them, to produce thoroughly **quality** stock; the appearance of the trees themselves proves that we succeed, and this is further evidenced by the large number of letters of commendation which we receive every year, indicating the great satisfaction felt by our customers in our trees and the crops they bear.

Early and Summer Apples

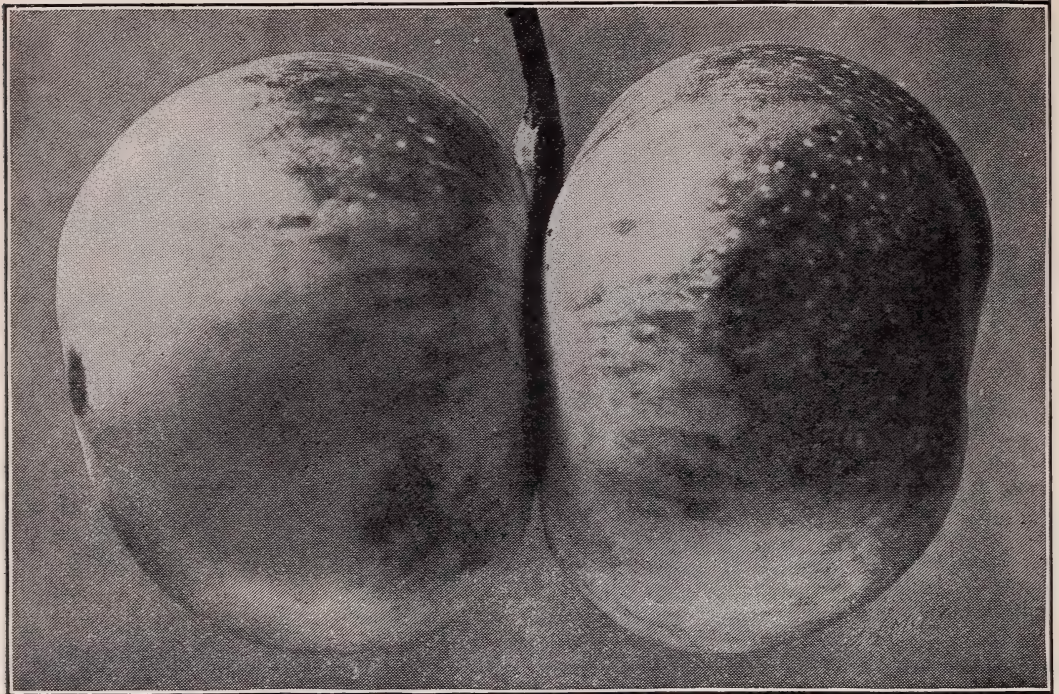
Ripening time given below refers to central-western North Carolina. In Virginia the season will be a week later; in eastern North Carolina, South Carolina and Georgia, a week earlier, and about two weeks earlier in middle and southern Alabama and Mississippi. These varieties are arranged about in the order of their ripening; this will be very helpful when making your selection of trees.

May. Small, nearly round; pale yellow; pleasant subacid, prolific, hardy, and very popular on account of its earliness.

EARLY COLTON. One of the best early Apples; ripens just after May. Medium to large; yellowish white, with a reddish blush next to the sun; flesh yellow, good.



Yellow Transparent Apples (Much reduced)



Summer Banana Apple (Slightly reduced)

Early and Summer Apples, continued

- EARLY HARVEST.** Medium to large, pale yellow; rich, sprightly flavor. A valuable old variety. A favorite with many. June.
- YELLOW TRANSPARENT.** Medium size; skin clear white, at first, becoming pale yellow when mature; flesh white, tender, juicy, subacid; quality good to very good. June. Very prolific; dwarfish.
- LIVLAND.** Ripens with Yellow Transparent; of striking beauty. Yellow, overlaid with splashes of light red and pink. An early and prolific bearer; quality very good.
- RED JUNE.** Medium to large, oblong, conical; dark red. Flesh tender, mild, subacid; commences to ripen early in June and continues six weeks. Splendid eating Apple.
- Red Astrachan.** Rather large, roundish oblate; covered almost entirely with deep red. A good cooking and market variety. Tree strong, hardy. June.
- WILLIAMS' EARLY RED.** This variety we believe to be one of the best early summer Apples for market or home use. Medium size; dark red, subacid.
- Summer Rose.** Rather below medium size. A beautiful Apple, striped red on pale yellow ground; juicy and fine; prolific bearer, often in clusters. June and July.
- Ice-Cream.** Red and yellow stripes. A good one. Last July.
- Early Ripe.** Similar to Early Harvest; much larger; quality and color about the same; ten days later, which makes it a great acquisition for general use. Tree an erect grower and good bearer.
- ECKEL.** The best summer sweet Apple and the most beautiful. Size large; color solid red; quality sweet and good. July to early August.
- Chenango** (Chenango Strawberry). Medium, oblong, conical, slightly ribbed; striped and splashed with bright crimson on whitish ground. Flesh white, very tender, with a pleasant, mild subacid flavor; handsome.
- Star.** One of the best midsummer Apples; 10 to 12 inches in circumference. Yellowish green with a faint blush next the sun. Quality good, fine for cooking. August.
- HAMES.** Large, roundish; whitish, striped, splashed and mottled with light and dark red and moderately sprinkled with yellowish and brown dots; flesh white, rather firm, juicy, brisk subacid; quality good. August.
- Large Red-and-Green Sweet.** Just what its name implies. Good.
- SUMMER BANANA.** Introduced and controlled by us. Size medium; color yellow, covered with stripes and splashes of light red and pink; quality fine, with a decided banana flavor.

Fruits and Ornamentals for Profit and Beauty

Early and Summer Apples, continued

Summer Pearmain. Medium to large; roundish conical; dull red stripes on a pale yellowish ground; rich, juicy and one of the best. August.

Large Summer Queen. Large, oblate conical; rich, juicy and fine. August.

Horse. Large; yellow, occasional blush next to sun; oblate conical; subacid and good. A very popular old variety for cooking, drying and cider. August.

Autumn Apples

Mother. Medium in size; beautifully covered with red, and somewhat striped; flesh rich and fine. A great favorite. One of the best of its season. Last of August and first of September.

BONUM. Medium; roundish oblate; mostly covered with red, sprinkled with white on greenish yellow ground; rich, juicy, and of very fine quality. The standard fall Apple. Early winter in western North Carolina.

Maiden Blush. Generally known; rather large; pale yellow, with red cheek; beautiful; valuable for market. Tree a fine grower; hardy and productive. September.

Dinwiddie. Medium; deep red when ripe; juicy, melting; fine quality. September.

BUCKINGHAM. Very large, oblate conical; covered with red stripes and blotches on a greenish yellow ground. The finest of the large autumn Apples. Sept. and Oct.

Dutch Buckingham. Large, showy, bright red, with broad, darker red stripes; flesh yellow, fine. Ripens with old Buckingham.

Byers' Red, or Winter Queen. Similar to Buckingham. A keeper in the mountains

Scotch Red. Best autumn sweet Apple. Red all over like Red June and very much resembles that variety in shape; rich and sweet. October.

Rome Beauty. Large, roundish, slightly conical, with bright red on a pale yellow ground; fine-grained, juicy; good quality. Early winter in western North Carolina.

GRIMES. Medium; oblong; rich yellow color; flesh yellow, rich, with a very delicate, fine flavor. Considered the highest in quality of the fall Apples. October to November.

Roxbury (Boston Russet). Large, roundish oblate; flesh yellow, slightly crisp, with a good subacid flavor. October to December.


Gloria Mundi. Very large; yellow; good. September and October.

Bullock (American Golden Russet). Medium in size; roundish ovate; dull yellow, covered with a thin russet; flesh yellowish, very tender, juicy, with a mild, rich, spicy flavor. October to November.

VIRGINIA BEAUTY. Large, conical; red; flesh yellow, rich. Very good. Late fall; early winter in western North Carolina. Well known for over fifty years; decidedly worthy.

Bietigheimer (Red Bietigheimer). Very large, 8 to 9 inches in circumference, round oblate; dark yellow, covered with purplish crimson; flesh firm, subacid, good; vigorous grower and free bearer. Of German origin.

Magnum (Fall Cheese). Medium size, oblate; yellow, shaded and striped with red; flesh yellow, very tender, crisp, juicy, rich and aromatic; very fine; prolific and a compact grower.



Grimes Apple

I have just had report from my manager saying the Apple trees came all right and were nice ones. I enclose check in payment. Please accept thanks for attention to order.—A. W. GRIGGS, Danville, Va.

Winter Apples

Arkansas Beauty. Large; light crimson, darker in sun; fine-grained, rich, subacid. November to January. An enormous bearer.



Paragon Apple (Greatly reduced)

Ben Davis. Healthy, vigorous, an abundant bearer; fruit large, handsome, striped; flesh tender, juicy, subacid; fair quality.

Baldwin. An old northern winter Apple. Large; red; flesh yellow and rich. Succeeds in the South, only well in Yancey and adjoining counties in North Carolina.

DELICIOUS. Considered by many to be the finest winter Apple in the world. Large; almost covered with dark red, and truly delicious—sweet, slightly acid; fine-grained and juicy. Prolific bearer, and a good keeper. We consider Delicious one of the best Apples we know. Late fall along the coast.

Ensee. A large red Apple of uncommonly high quality. Remarkable keeper; yellow, fine-grained.

Edwards. Medium; pale yellow, striped and blushed with red, a beauty. Quality of the best. Has a touch of the Winesap taste. Seedling of the old Hall's. January to April.

Fallowater (Tulpahocken). Large; dull red on light greenish yellow with a few large, whitish dots; flesh white, fine-grained.

Fonville. Glistening red, sprinkled with large, white dots; oblong; high quality and a splendid keeper.

Gano. Hardy and vigorous. A rapid grower; an early, annual and prolific bearer. Good keeper. Like Ben Davis but better.

Golden Russet. Very productive; medium size; yellowish white flesh, firm, crisp, good. January to May.

Ingram. Highly colored; young and prolific bearer. Clear of rot, keeps till spring. A late bloomer, rarely missing a crop.

Jonathan. Medium size; nearly covered with brilliant stripes of clear red on a pale yellow ground; flesh white, very juicy, spicy, subacid, moderately rich. Fine keeper; productive.

Lawver (Delaware Red Winter). Large, striped with red; subacid, good. Productive.

Limbortwig. Succeeds well in Wilkes and adjoining counties, North Carolina, and in Patrick and adjoining counties, Virginia. Medium, roundish, dull red; good keeper.

McCuller. One of the best keepers; succeeds well in eastern North Carolina and similar sections throughout the cotton-belt. Medium size, dark and light red; good when fully matured; a very young and extremely prolific bearer. January to March.

Missouri. Above medium size; red stripes on pale yellow ground; flesh crisp, subacid, good.

Onslow. Dark red, with light specks and faint stripes; flesh yellow and fine quality. An early and annual bearer; fine keeper.

PARAGON (Arkansaw Mammoth Black). Large, roundish; dark mottled red, fine-grained, subacid. Tree a strong grower and abundant bearer. One of the best.

Pine Stump. Medium size; roundish; light red, covered with dots; quality fine. Hardy and prolific. November to December.

Reagan (Black Ben Davis). Similar to Gano and Ben Davis, but superior to the latter in color and quality. Good grower, annual bearer; fruit handsome and a good keeper.

Fruits and Ornamentals for Profit and Beauty

Winter Apples, continued

Royal Limbertwig. Very large; pale yellow, striped with red; rich, juicy, good. November to February.

STAYMAN (Stayman Wine). Medium to large; yellow and red, with dots. Tender, juicy, subacid, quality best; good keeper. One of the most popular Apples, and deservedly so.

Shockley. Medium; roundish; greenish yellow, with red; quality good. Dec. to April.

Sparger. A seedling of Limbertwig; very similar but larger. Preferred by many to Limbertwig.

Springdale. Large; red, with lighter shades; keeps all winter, not good before January. A good grower. Succeeds well in most sections.

Terry (Terry Winter). Ripens late and keeps well. Fruit medium; yellow and crimson, and of fine quality. Should be more largely planted in the South.

WINESAP. Medium; roundish; red, on yellow; fine, crisp, highly flavored. A good old Apple that can't be beat. Does well everywhere in this section. November to March.

Wolf River. Extra large; red-striped. Very hardy.

Winter Sweet Paradise. Medium; yellow; good bearer and fine quality.

Winter Banana. Golden yellow, shaded light red; very beautiful; quality fine. Very early bearer.

Yates. Small winter Apple; juicy and extra-fine flavor; prolific bearer. Keeps well through the winter. Succeeds all through the cotton-belt and the Piedmont sections.

Yellow Newton (Albemarle Pippin). Large, roundish; yellow; firm, subacid, rich. In Albemarle County, Va., and all similar sections in the foothills and mountains of western North Carolina it is at home, but it is worthless in the low country. Tree a vigorous grower. Dec. to Jan.

YORK IMPERIAL (Johnson's Fine Winter). Large, nearly round; whitish, shaded with crimson; flesh yellowish, crisp, juicy, subacid. Does well almost everywhere. Midwinter.

Crab Apples

Trees and fruit are both ornamental and useful. No fruit tree is more handsome.

Florence. Medium, oblong; striped red and yellow; very beautiful.

Red Siberian, Yellow Siberian, Queen's Choice, Dartmouth, Transcendent, Quaker Beauty. The Siberian is best for pickling and preserving.



Winesap Apple (Reduced)

Cider Crab Apples

Hewes. Small; dull red, white specks; flesh fibrous, acid, coarse.

Waugh. Small; shaded light red, striped deep red; juicy, sweet, subacid.

Jones Cider. Said to make the finest of cider.

I received the Apple trees in good condition the 18th inst. They are nice trees.—M. DAVIS, R. F. D. No. 1, Poors Knob, N. C., March 24, 1913.

Will you please send me price-list of your Apple trees? Eleven years ago we purchased 500 trees from your nursery, and they proved to be such good trees that I wish to get your prices before placing order elsewhere, as I desire to give you the order in preference to others, provided you have the varieties I want.—E. P. DAVIDSON, New Glasgow, Amherst County, Va.

The Apple trees came safely Tuesday morning. I assure you if we should need any more nursery stock in the future, you will get our orders.—MRS. W. L. BLACK, Asheville, N. C.

J. Van Lindley Nursery Co., Pomona, N. C.

A Good List Ripening in Succession, June to October

The following is a splendid list of early, midsummer and fall Apples, ripening in succession from June to October. There are many other good varieties not mentioned below:

| | | | |
|--------------------|---------------|------------|------------------|
| May | Red June | SUMMER BA- | GRIMES |
| Early Colton | Red Astrachan | NANA | DELICIOUS (Win- |
| Early Harvest | Eckel | Horse | ter Apple in the |
| Yellow Transparent | Star | BONUM | mountains) |
| Livland | Hames | Buckingham | |

Winter Apples for Special Localities

We have planned the following list as an aid to those who may be in doubt about selecting the best varieties. Although the list refers to different sections of North Carolina, the same rule can be applied to other southern states. Where the same variety appears in more than one classification, it indicates that the variety will succeed in different locations. We shall be glad to help you make up your list if requested to do so.

EASTERN NORTH CAROLINA

| | | | |
|------------|-------------------|------------|---------------|
| Edwards | Roxbury | Springdale | WINESAP |
| Fonville | Stayman (S. Wine- | SHOCKLEY | Yates |
| Onslow | sap) | TERRY | York Imperial |
| Pine Stump | | | |

MIDDLE NORTH CAROLINA, OR PIEDMONT

| | | | |
|----------------|-------------|-----------------|---------------|
| Edwards | Shockley | Springdale | YORK IMPERIAL |
| Onslow | STAYMAN (S. | Virginia Beauty | Yates |
| PARAGON | Winesap) | WINESAP | Terry |
| Roxbury Russet | | | |

WESTERN NORTH CAROLINA AND THE MOUNTAINS

| | | | |
|-----------|------------------|-----------------|---------------|
| Ben Davis | PARAGON | LIMBERTWIG | WINESAP |
| DELICIOUS | Rome Beauty | STAYMAN (S. | Winter Banana |
| Grimes | Royal Limbertwig | Winesap) | YORK IMPERIAL |
| Jonathan | Roxbury Russet | Virginia Beauty | |

Trees in fine shape and I am much pleased and thank you.—W. N. FLANDERS, Hendersonville, N. C., March 19, 1913.

Trees growing in my orchard purchased from J. Van Lindley Nursery Company, it gives me pleasure to state, have given entire satisfaction. Mr. Lindley stands very high in the profession as a nurseryman.—A. M. BOWMAN, Pres. Diamond Orchard Co., Salem, Va. (460 acres in fruit trees.)

Gentlemen: Replying to your letter 6th, advise that the trees shipped were the finest one-year old trees (Apple) that I ever saw; they were the best rooted, and in fine condition every way.—JOHN BLUE, Laurinburg, N. C., January 8, 1913.

Gentlemen: We want 500 Bonum Apple trees as ordered and will perhaps get some others later. I was very much pleased with the Harnett County Apple Nursery. I do not think I have ever seen cleaner, nicer, healthier trees. Yours truly—J. B. SPARGER (of Sparger Orchard Co.), Mt. Airy, N. C., July 21, 1913.

Your trees have arrived and they are planted. I certainly congratulate you for the fine trees you have sent me. I think they are the best I have ever had the pleasure of setting out. I got some..... andApple trees, and pear trees and they are actually culls compared with your trees.—CHARLES G. DEISSNER, Spring Grove, Va.

Dear Sirs: Fourteen years ago I bought of you a bill of trees, including apples, peaches, plums, etc. They have all borne nicely and have exceeded my highest expectations. Preston and Chinese Cling are the finest I ever saw. My trees are all still living and bearing nicely this year. I have given you two orders since and take pleasure in recommending you to anyone wanting first-class nursery stock.—C. E. FEIGLER, Minter City, Miss.

Pleasure and profit were abundantly supplied by being permitted to accompany Mr. O. Joe Howard, Secretary and Treasurer of your company, to your orchard of 60,000 peach trees near Southern Pines and to go from there to your Apple nursery near Spout Springs. Either proposition must be seen to be appreciated. This is especially true as it applies to the nursery. We bought 800 Apple trees from you the latter part of March of this year which was very late in the season. Hardly did we expect to get really high-grade stock at that time. When they came, however, they were the admiration and talk of everyone who saw them. Never had we seen such one-year trees as the Stayman Winesap. No one could understand or explain satisfactorily. But since I have seen and walked over the nursery where they were grown, and taken special note of the soil, as well as the cultivation and treatment they receive while in your hands, the mystery has disappeared. The several hundred-acre farm of more than a million trees is in a class by itself. Do not believe it could be duplicated elsewhere. The size, the live and vigorous vitality of the trees coupled with such rootage as is rarely ever seen in any one-year trees, should entitle you and your production to first consideration at the hands of those in need of nursery stock, and especially Apple trees for a commercial orchard. Yours truly—THE GRANITE CITY ORCHARD CO., A. V. WEST, Secretary and Treasurer, Mt. Airy, N. C., July 31, 1913.

PEARS

Pears are so delicious that they certainly should have a prominent place in the home orchard; they are also rather an important consideration as a market-crop, so that anyone who has room for them can well afford to plant a few extra trees.

We have a great liking for Pears—we enjoy growing the trees, and are partial to the fruit, and for a number of years have been carefully developing such varieties as we know will succeed well throughout the South. While not by any means the hardest to grow, not **all** Pear trees will succeed in **all** localities; we have been particularly careful in making up this list to include only such as we **know** will do well in the South.

Make your selection of varieties from the following list, according as you wish to use the fruit—whether for immediate use or to keep, whether in midsummer or in late fall; place your order with us and you'll surely be pleased with the trees you get, and the way they bear.

Pears do well on a variety of soils—clay, loam, sandy, gravelly and red soil. The one requirement is that the soil be well drained. Plant standards about 20 feet apart; dwarfs 10 to 12 feet apart.

BLIGHT has been the great drawback to Pear-culture. The best remedy is to keep it cut off as fast as it appears. Cut back to 3 or 4 inches below where the twig or limb has blighted and **burn** all wood trimmed out. Disinfect pruning tools frequently in a solution of carbolic acid.

We have found here and there that less blight occurs where the trees are not cultivated. Plant your Pear trees separate from other trees and, as soon as they get a good start (say three years old), discontinue cultivation, sow to grass (which keep mowed), apply manure annually as a top-dressing. Blight is worse some seasons than others, and is worse where the soil is inclined to be damp.

When well grown and well packed, leading varieties of Pears command a ready sale, and are profitable to grow. One of the secrets of success in Pear-culture is to **study your market**. If you are distant from points of demand, select varieties that will stand shipping without injury, and that are good keepers. Take time and care to plan your orchard; it will pay you handsome profits in the end if well managed.

How to Ripen Pears; When to Gather

Pears must be gathered and ripened in the house; otherwise they lack the proper flavor. Commence to gather as soon as the early specimens show signs of ripening, leaving on the trees those not yet developed, and gather later. Keep the fruit in clean boxes or drawers until ripe. If you wish to retard the ripening, keep the fruit in a cool place. Do not pull the fruit too green, and do not put it where there is much heat, as it will shrivel.

Summer Pears

KOONCE. The best very early Pear. Ripens one week before the Early Harvest.

Medium to large size; yellow, one side covered with red; does not rot at the core; very productive; handsome and vigorous.

Early Harvest. Tree a strong grower, hardy, and nearly free from blight. Fruit large, yellow, with a showy blush.

Valuable for market. Ripens last half of June.


Early Green Sugar. Rather below medium size; juicy and good. Very hardy, and bears a heavy crop each year.

Blights but little. First week in July.

Rankin. Tree a strong grower, hardy, blights but little. Similar to Duchesse, two weeks earlier.

SECKEL. Small, short; yellowish brown, with russet-red cheek; rich, juicy and melting. Extra-fine quality. August.

Bartlett. Large, yellow, rich, juicy and very fine. The flesh is fine-grained, tender and melting. Early in August.



Seckel Pear

It gives me pleasure to commend the J. Van Lindley Nursery Company. It is old and well established, and has given satisfactory results in our community.—REV. J. E. JONES, Southampton County, Va.

Autumn Pears

Duchesse d'Angouleme. Very large; short Pear-form; pale green and brown; very juicy, rich. Best of the very large Pears. Grown mainly as a dwarf. September.

Effie Holt. Large; greenish yellow; flesh light yellow, rich and juicy. Very prolific; ripens in the fall and keeps late. The originator says: "In the year 1895, I had six specimens of this Pear on a plate at the State Fair, the six weighing over six pounds. It is as free from blight as Duchesse and fine in quality; very prolific. Growth of the tree is very healthy and thrifty." Superior for the South, ripens late in the fall.

Oriental Strain of Pears

The most reliable class of Pears for the South. Less subject to blight than any other class. Good growers and productive.


Conkleton. From Texas. Growth and fruit similar to its parent, Le Conte, hardier in tree, less subject to blight; a young and prolific bearer. Fruit size of Le Conte; better in quality, firmer in texture; a fine shipper; an improvement over its parent.

Le Conte. Fruit large and fair quality. Young and very prolific bearer; an upright, very straight grower; tree very hardy; its beautiful fruit and foliage make it decidedly ornamental as well. Ripe in September in North Carolina.

Winter Pears

Japan Golden Russet. Unusually productive; bears in clusters; early. Of strong, luxuriant growth, with large, dark green leaves until late in the season, when they become a beautiful bronze, changing to a brilliant crimson, and with branches bending

under their load of golden russet fruit, is a thing of beauty in any lawn or garden. The fruit is of medium size, flat or apple-shaped. Poor quality.



GARBER. As hardy as the Le Conte or Kieffer, and of same class. In growth and appearance it is very much like Kieffer; ripens one month sooner and is of better quality.

KIEFFER. Originated near Philadelphia. Supposed to be a seedling of Chinese Sand Pear crossed with the Bartlett. Size large; very handsome, skin yellow, with a bright vermilion cheek; very juicy, with a musky aroma; quality good when ripened to perfection. A very young and prolific bearer. As

Kieffer Pear (Reduced)

Fruits and Ornamentals for Profit and Beauty

Kieffer Pear, continued

near blight-proof as a Pear can be. The tree is a rapid grower and very hardy. The fruit ripens late and is a better eating Pear when pulled and laid away for several weeks. Under the right conditions it can be kept until Christmas, but the best thing about it is its canning, cooking and preserving qualities. It is superior for this purpose to all others.

Magnolia. Origin south Georgia; large, broad to roundish; surface smooth, yellowish russet, tinged with brown on the sunny side. Dots numerous, irregular; flesh white, crisp, tender, juicy, mild subacid; quality medium. Three or four weeks later than Kieffer. Very valuable on account of its lateness. A prolific bearer; a thrifty, dwarfish grower. The illustration shows a typical specimen of the Magnolia Pear tree two years after transplanting. Note the shapely, stocky growth, and the abundance of fruit—nine fully developed Pears in what is practically its first bearing year. One of our customers reports that he kept a number of Magnolia Pears in a showcase in a store in Mississippi all winter.

MILLER. A seedling of Kieffer. Tree same in vigor and thrift; annual bearer. Late winter. Good quality, much superior to its parent; sweet, buttery, melting; russet skin. We consider this the BEST winter Pear, without question.

The samples of Kieffer seedling (Miller) Pear reached me in good condition about December 1. They measured 9 inches in circumference either way. Skin of golden yellow, tough in texture; flesh melting, rich, juicy and of excellent quality; much superior to Kieffer.—JOHN R. PARRY, Fruit-grower, Riverton, N. J.

I received the basket of fruit (Miller Pears) after having been on the road about ten days. Your new Pear is most excellent, sweet and juicy, head and shoulders ahead of the Kieffer.—O. S. SMITH, Carrollton, Ill.



Magnolia Pear tree, 2-year-old, loaded with fruit.

Best Dwarf Pears

When dwarf trees are wanted, order only from the following varieties:
Duchesse d'Angouleme, Bartlett, Seckel.

CHERRIES

Everyone likes Cherries, and anyone with even a little room may plant a few trees—they can be kept pruned to small size, so as not to take up much room, and so can be planted even in very limited areas, such as front or side lawns on town lots. A comparatively small Cherry tree, if given some attention, will bear a good deal of fruit—and you will never question but that it pays to plant a few trees if you keep account for a season of the money you pay out for such fruit. A thrifty Cherry tree is really very attractive, and when planted on the lawn becomes ornamental as well as thoroughly practical.

We divide our Cherries into two classes: The "Hearts and Bigarreaus," or sweet Cherries; and the "Dukes and Morellos," or sour Cherries. The sweet varieties are more valuable for eating from the hand, while the sour varieties are best for canning and preserving. Sweet Cherries are large, standard growers, while the sour kinds are rather dwarfish; but, with good attention, they attain considerable size.

The sweets succeed throughout the Piedmont and mountain sections, but are not profitable in the lowlands and cotton-belt of the South. The sour also do well in the Piedmont and mountain sections, and succeed moderately well only in the cotton-belt.

The Cherry succeeds in any of our well-drained soils, but attains the greatest perfection in a soil where there is considerable gravel. Cherry trees fail in wet soils.

A Cherry orchard can be made the source of profitable income if properly handled. It should be cultivated frequently, though not deeply, the early part of the season—say until July—and then planted with some good cover-crop which can grow for the remainder of the season, and serve as a protection to the roots during the winter. Fertilizers should be applied with judgment.

Received our trees in good condition this week. Am well pleased with them.—RICHARD B. HAMILTON, Holdenville, Oklahoma.



Hearts and Bigarreaus
(Sweet Cherries)

- Early Purple.** Large; dark purple; very early and prolific. One of the best market varieties. First of May.
- Tartarian.** Large; dark red, nearly black. A splendid Cherry for eating fresh. Ripe middle of May.
- Governor Wood.** Large; light yellow; season middle of May.
- Napoleon.** Large; pale yellow. Early in June.
- Turner's Late.** Medium; black; prolific. Middle of June.

Such Cherries as these may be grown in any lawn or corner of the garden.

Dukes and Morellos (Sour Cherries)

- May Duke.** Rather large; dark red. May 20.
- Richmond.** Medium; red. Middle of May.
- Morello** (Common). Full-medium size; very hardy and prolific. June.
- Montmorency** (Ordinaire). Similar to Early Richmond, but larger and about ten days later.
- Hoke.** A Duke variety; originated in Pennsylvania. Large, roundish, heart-shaped; dark, purplish red; skin thick, tough, resisting rot in wet weather; small stone; flavor subacid, sprightly; quality best. Ripe last of May.
- Baldwin.** A large, tart Cherry. Fruit very large and handsome; tree a fine grower and great bearer. This Cherry has attracted more attention than any introduced in recent years, and succeeds where the old Morello does. Ripens two weeks before Morello. Early, hardy and productive.

We are pleased to state that we have purchased fruit trees from you from time to time, and have been pleased with each and every shipment. We find also that your trees come true to name, and are delivered in good shape, thereby causing very few trees to die. Our last order was given to your Mr. C. P. Smith, Sr., and we must say that not only does he represent you, but the customer as well, as he has a thorough knowledge of the nursery business, thereby assisting the customer in selecting the proper kind of fruit. We may also state that Mr. Smith will not only sell a man one time, but when he secures the first order, he has no trouble to sell him again.—MATTHEWS & BOUKNIGHT CO.; E. P. WEST; H. F. HENDRIX, Pres., National Bank of Leesville, S. C.; J. P. BODIE; C. D. BARR, Leesville, S. C., May 17, 1913.

Fruits and Ornamentals for Profit and Beauty



Packing Peaches in crates

PEACHES

In the South the Peach is the most highly prized fruit, the most luscious, and the easiest to obtain. Every farm, garden and lot should have its quota of Peach trees, and where given even moderate attention, the owner is well repaid.

When Peach trees bear a good crop, they are quite as profitable as apples, or more so—and the demand for first-grade fruit is generally much greater than the supply. When planted in a congenial soil, and given the proper care, trees live for many years, while fruit of high quality is assured if attention be given to spraying, thinning, etc.

It has been our effort for many years to select only the best varieties, and the following list represents such as we know to be strictly reliable in every way, and perfectly adapted to the soil and climate of the South.

The seed from which we grow our stock is the best obtainable, coming from a section of our state where the dangerous disease "yellows" is unknown. We use buds from healthy trees, and are careful to keep our varieties unmixed, so that our patrons will get trees true to name. Our Peach trees "ripen up" well in the nursery; they are healthy, hardy, and come into bearing early.

Culture and Care of Peach Trees.—When possible, plant on the highest point on your premises, northern or northwestern exposure; plant 15 to 18 feet apart each way. Cut trees back to a single stem; this will make the tree form a low, spreading head. In succeeding years, in January or February, prune closely, shortening in all the previous year's growth. Cultivate well, plow deep between rows, but not close enough to old trees to damage roots, bark the trees, or break the limbs. Crop with cowpeas, putting in about three rows of peas between each row of trees. Experienced growers recommend that, in order to preserve the beneficial effects of the nitrogen which the peas store in the soil, some green crop should be kept continually growing on the land.

Borers.—Go through your orchard every year in March and where you find gum around the tree near the surface, clear away the dirt, and, with a knife or some sharp-pointed instrument, follow up the borers and remove them; then throw around the tree a small quantity of lime and ashes. This plan, if rigidly enforced, will keep borers down, give you better fruit, and greatly extend the life of the trees.

To keep your fruit clear of worms and curculio, allow no fruit to drop and rot in orchard. Keep it picked up clean or allow hogs to run in orchard and eat all fruit that drops. This prevents worms and curculio from appearing the following season, as both worms and eggs are destroyed. For additional information on spraying and kindred subjects, write your State Agricultural Department, or Department of Agriculture, Washington, D. C., for bulletins on spraying.

Peaches, continued

Varieties and Descriptions.—Varieties are arranged below in order of ripening period here in middle-western North Carolina. Will ripen one week earlier in eastern North Carolina, South Carolina, and northern Georgia; two weeks earlier in southern Georgia and Alabama and in Mississippi; about one week later in Virginia; two weeks later in Maryland and Delaware, and four to five weeks later in northern New Jersey and New York.

Spraying.—See page 77.

In the list below, often two or more varieties ripen together. By planting about eighteen varieties, you will have Peaches every week without a break through the entire season from May to October. This applies especially to home orchards. Commercial plantings are most profitable when relatively few varieties are used. If unacquainted with varieties, you can safely leave selection to us or to our salesman, if he calls on you.

May Peaches

Mayflower. The earliest Peach—earliest to ripen and earliest to bear; the latest to bloom. We introduced this Peach in 1902, and have fruited it to our entire satisfaction for eleven years. Color, red all over. Fruit medium, slightly oblong and pointed; juicy and good. The beautiful solid red of the Mayflower makes it sell well on the markets. On account of blooming later than most varieties, thus rarely getting killed by late spring frosts, it sets too much fruit, and in order to keep it from over-bearing and to have large fruit, it is **very necessary** to thin this variety. Pull off the young Peaches to 3 or 4 inches apart when they are about the size of the end of your finger. Last week in May. Semi-cling.



Arp Peaches (Greatly reduced)

June Peaches

Victor. Origin Texas. Closely follows Mayflower; good size; well colored, flesh white, skin white, covered nearly all over with light red. A valuable sort.

Sneed. A valuable early Peach. Size medium to large; color greenish white with a crimson blush, slightly mottled on end. When ripened on tree it is good, and the skin comes off easily with the fingers. Ripens five days after Mayflower. Semi-cling.

Arp (Arp Beauty). Originated in Texas. One of the best early Peaches valuable for home, orchard and market. Fruit medium to large; flesh yellow and quality very good. Ripens with Greensboro. Excellent shipper, making it a particularly good commercial sort. Nearly free—semi-cling.

Alexander. Medium; quality fair; color bright red; tree hardy and good bearer. Sells well on markets. June 15-20. Semi-cling.

Gentlemen: The trees I bought from you last spring did fine.—A. D. JESSUP, Florida, N. Y.

Fruits and Ornamentals for Profit and Beauty

June Peaches, continued

Greensboro. Fruit large, well colored and a heavy bearer. One of the most popular of its season. Flesh white and juicy. Semi-cling.

Red Bird. Originated in Texas. Hardy tree, good bearer, fruit brilliantly colored, good quality and a splendid shipper. June 15-20. Cling.

July Peaches

Mamie Ross. Good quality. Thoroughly tested all over the South. Large, white, with beautiful blush; hardy and an immense bearer. July 1-10. Semi-cling.



Carman Peach

Carman. The standard market Peach of its season. Large, well colored. Bears well; good shipper. Planted all over the South. First half of July. Semi-cling.

Camellia. Owned and introduced by us. Almost identical with Carman, but better in quality, and a better family Peach. Ripens with Carman. Semi-cling.

Connett. Fruit large, creamy white with a blush; small seed; quality good. Rather tender for market, but a valuable family sort. Ripens with Carman. Nearly a freestone.

HILEY (Early Belle). A seedling of Belle of Georgia, but ten days earlier. Rich, creamy white, with fine blush. Good market sort. Freestone.

LINDLEY. This new Peach was found growing in a block of 5,000 Elbertas in our Southern Pines orchards. After watching it several years, we decided that it was the best Peach we had seen. It is a free-bearer, of good size; color, yellow with red blush; flesh firm and extra-fine flavor. Ripens ten days before Elberta or exactly with Hiley. Prof. G. B. Brackett, Pomologist, United States Department of Agriculture, Washington, D. C., says in a letter during 1911: "I consider it one of the best Peaches of recent introduction. Its external appearance is very fine, and its quality excellent. If you had sent along a little nice cream to have gone with it, our enjoyment would have been complete; it needs no sugar. It has a richness which is seldom found in the yellow Peach."

Prof. E. R. Lake, Expert in Pomological Nomenclature, same department, wrote: "I may say that I was delighted with the variety, and there seems to be no question as to its being new. It is decidedly characteristic and attractive."


Family Favorite. Said to be the finest in quality of its season. Large; white flesh, red cheek; prolific. July 15-25. Freestone.

Mountain Rose. Medium; white mostly covered with red. Flesh white and rich. Perfect freestone.

Niagara. A seedling of Early Crawford, larger and more prolific. Freestone.

Early Crawford. Large; yellow; fine quality. Ripens July 20. Freestone.

Champion. Large, round; sweet, rich and juicy; creamy white, with red cheek. Good bearer. Of Oldmixon family. Latter part of July. Freestone.



Belle Peach (Reduced)

July Peaches, con:

BELLE (Belle of Georgia). Large; skin white, with red cheek; flesh white, firm, and of excellent flavor. The fruit is uniformly large and showy; very prolific bearer. Seedling of Chinese Cling. The standard market variety of its season. July 25-30. Freestone.

Chinese Cling. Large; skin transparent cream-color, with marble of red next the sun; flesh creamy white; very juicy and melting. July 25. Cling.

Stonewall. A seedling of Chinese Cling which it resembles very closely, but, being so hardy and prolific, it bears three times as much fruit. Ripens same season. Cling.

Burke. Very large, roundish oblong; skin pale cream color, slightly shaded

on sunny side with red. Flesh white, juicy, melting and sweet, making one of the largest, best and most showy clingstone Peaches. Last of July.

Preston. Large; similar in appearance to Chinese Cling; higher colored but more hardy and a better grower; ripe just after that variety; best quality. Cling.

Fitzgerald. Hardy. Begins bearing early; is quite prolific. Large, roundish; yellow, shaded with red; flesh yellow, quality good. Last of July. Freestone.

August Peaches

Stump. Large, nearly round; color blush-red on creamy white ground. One of the finest of midsummer Peaches. Ripe, late July and early August. Freestone.

ELBERTA. Large; golden yellow, faintly striped with red; flesh yellow, juicy, sweet and rich; tree prolific, and a strong grower. A seedling of the Chinese Cling. Hardy; apparently free from rot. First of August. Leading market sort. Freestone.

New Prolific. Very large; prolific; fine quality; yellow, with blush; rich, juicy. One week later than Elberta. Freestone.

Oldmixon Free. Large; white, with red cheek; juicy, rich, and very fine. Early in August. Freestone.

MOORE. Large; white, with blush to the sun; similar to Oldmixon, but a few days later; flesh white, tender and juicy; very desirable. August. Freestone.

Late Crawford. Large; yellow, with red cheek. Very popular. August 10. Freestone.

MUNSON FREE. Very prolific; rarely fails to bear even when other varieties fail. The fruit is of large size, well colored and of delicious flavor. August 5 to 15. Freestone.

CROTHER. Large; white flesh; red cheek; splendid quality; productive. One of the high-quality white freestones. August 5-15.

J. VAN. One of the most highly colored of the Elberta seedlings; yellow flesh, skin rich yellow, well covered with red. A beauty. High in quality. Small seed. Somewhat roundish. Just right for size. A week after Elberta, August 8-18. Freestone.

Fruits and Ornamentals for Profit and Beauty

August Peaches, continued

- Indian Blood.** The genuine old-fashioned Indian. Cling.
- NINA.** Mississippi. A big, yellow freestone; ripens about half way between Elberta and Matthew's Beauty. Flesh yellow; valuable for market. August 15-20.
- AUGBERT.** An "August Elberta." Fruit large, handsome, superb quality, freestone. Tree very productive; fruit ships well. Ripens two to four weeks later than Elberta. Seedling of Elberta, crossed with Salway. Trade-marked. We have control of this variety east of the Mississippi River and south of Ohio. August 20-30.
- TIPPECANOE.** Large; yellow, with a red blush; quality very fine. As a canning fruit it stands par excellence. August 20. Cling.
- LYNDON.** Fresh light yellow; unusually fine quality; skin bright red on one side, with beautiful yellow on the other side. Very large, handsome, firm. The flesh is brittle and juicy. Last half of August. Cling.
- LEE.** Very large; white, with a pink blush; similar to Burke Cling, but a month later. A very prolific bearer. The best white cling of its season. Middle August. Cling.
- NETTIE CORBET.** The best of the Indian class of Peaches. Large; dingy yellow; flesh fine-grained, vinous, with streaks of red, mingled with yellow. August. Freestone.
- MATTHEW'S BEAUTY.** One of the best late August freestones. Very large; yellow with blush.
- CHAIR'S CHOICE.** Large; yellow, with red cheek next the sun; fine quality. Ripe late in August in middle North Carolina. Freestone.

September Peaches

- STEVENS.** Large; white, shaded and mottled with red; white flesh, juicy, vinous and of high quality; hardy; a regular bearer. Early in September here. Freestone.
- BEER'S SMOCK.** Large; yellow; an improved seedling of the old Smock, and is highly prized as a canning, drying and market variety. First week in Sept. Freestone.
- FOX SEEDLING.** A valuable freestone sort for home, canning or market. Excellent quality; melting, sweet, highly flavored; white, with red cheek. Trees bear regularly.
- GEARY.** Similar to Smock. Said to ripen a few days later. Valuable for late market. Yellow freestone.
- LORENTZ.** Large; yellow flesh; superior in quality. Valuable for home use and market. September. Freestone.
- HEATH.** Large; white; rich, juicy. Ripens first half of September. Cling.
- WHITE ENGLISH.** Similar to Heath, but more roundish and not pointed. Good quality, juicy. Early September. Cling.



Branch of Elberta Peaches on a tree in our grounds

September Peaches, continued

- KLONDIKE.** Seedling of Oldmixon pollenized with Heath. Tree strong and hardy; fruit large, white, with a blush; quality good; white-fleshed. September. Freestone.
- SALWAY.** Large; creamy yellow, with a rich crimson-yellow next the sun; flesh deep yellow, slightly stained with red next the seed. High in quality. September. Free.
- EATONS GOLD.** Medium; yellow; with a peculiarly fine apricot flavor; the finest yellow cling for the last half of September. Especially good for sweet pickles. Cling.
- Levy, or Henrietta.** Fruit large, roundish; skin deep yellow, a shade of rich brownish red in the sun; flesh deep yellow, firm, melting, sweet, a little vinous; very good. Last of September. Cling.

October Peaches

- Albright.** Large; white; nearly round; juicy, sweet and of the best quality. Has been kept until Christmas, laid away like apples. Sometimes called a winter Peach. Flowers large. Cling.
- BILYEU.** Large; white, with a lovely rose cheek; flesh white, very rich, firm and juicy. A popular canning and shipping Peach for the mountains. Early October. Freestone.
- GLADSTONE.** Large, roundish; flesh light yellow, rich, melting juicy, not inclined to toughness, as are other October cling Peaches; skin light yellow, overlaid on one side with splashes of crimson. Seeds small, cling. A good market variety. The tree is a good grower and prolific.
- Stinson.** Large; red blush; handsome appearance; most excellent quality; keeps well and not subject to rot. On the market some seasons as late as November. Fully tested throughout the South for years; stands the long, hot summers without damage better than any other very late Peach. Cling.

Dwarf Peaches

The following are among the best varieties of Dwarf Peaches which we can supply in limited quantities: **Van Buren's Golden Dwarf** and **Sleeper's Dwarf**.

Peaches for the South

Below we give a valuable list of Peaches for the South, ripening from the earliest to the latest, in succession and without a break through the whole season. This list has been carefully prepared and we can heartily recommend and guarantee it. These varieties are all described on previous pages. While there are many other good varieties, the following list is hard to beat.

| | | | |
|-------------------|-------------------------|--------------------|--------------------|
| Mayflower | Hiley | Nina | Matthew |
| Victor | Belle of Georgia | Munson Free | Eatons Gold |
| Arp Beauty | Burke | Augbert | Stinson |
| Greensboro | Elberta | Lyndon | Gladstone |
| Carman | | | |



Panoramic view of commercial Peach orchard on our grounds. These trees are now bearing profitable crops regularly. Note the clean, well-tilled rows

PLUMS AND DAMSONS

As a home fruit, Plums are among the "indispensables;" the trees will grow and bear nearly anywhere. They are frequently used as lawn trees, serving the double purpose of ornament and usefulness; families who keep poultry often plant Plum trees in the enclosure, where they provide shade for the fowls, who in turn, do good work by destroying the curculio which often greatly damages the Plum crop.

Not all classes of Plums will succeed in all locations, but those listed below will do well in nearly every part of the South. They are not hard to grow; soil and climatic conditions that produce good peaches will likewise prove congenial for Plum trees.

Plum trees succeed in all soils, except wet ones, but reach their highest perfection where there is considerable clay in the soil, or where there is a clay subsoil. The Japanese sorts, and the Damsons, which are the most popular in the South, should be planted about 15 feet apart. We consider the Plum, especially the leading Japanese varieties and the Damsons, highly valuable, and they should be more generally planted.

Varieties and Classes of Plums.—We list our Plums below in three classes, as follows: Japanese varieties and crosses; Chickasaw; and European and their seedlings. Chief among these are the Japanese varieties; for the South they are more valuable than all others. Nine-tenths of the Plum trees we sell annually are of the Japanese varieties. We have been growing and experimenting with Japan Plums as long as anyone in this country, and we feel that we have secured the very best varieties.

All family orchards should contain a few **Japanese Plums**—just as many as you can afford to plant. They begin to bear very early, and when you transplant them properly and give good attention, you will probably get a small crop the second year after planting, and good crops the third and fourth years. They bear enormously, the fruit sticking to the limbs sometimes almost as thick as grapes. The quality is very fine—there is no fruit with finer quality than Japanese Plums. They are really the greatest acquisition we have had in the fruit line for years. Commencing to ripen with the early peaches, they continue on from June to August. The first to ripen is Ogon; then, in succession, we have Red June, Shiro, Abundance, Sultan, Burbank, Chabot, White Kelsey and Wickson.

These Plums have proved to be a grand success. They have been fruited all over the South, and they bear more good fruit at the earliest age of any trees in cultivation.

Japanese Plums and Their Crosses in the Order of Ripening

Ogon. The best early yellow. Ripens last half of June. Color golden yellow; flesh yellow, sweet and good. Freestone.

RED JUNE. Early; ripens with early peaches; medium to large; enormous bearer; color red all over; fruit pointed; flesh yellow and very fine in quality.

Shiro. We fruited it this year and think well of it. Large, roundish, light yellow; flesh yellow and of high quality. Tree hardy and productive. Ripe first of July.



Wickson Plum

The lot of trees sold me eight or nine years ago are now yielding splendid crops of Peaches and Plums.—E. D. JENKINS, Voorhees Ind. School, Denmark, S. C.

We sold from 20 Greensboro Peach Trees, purchased of you four years ago, treated as above [referring to spraying] \$90.20 worth of Peaches.—\$4.50 per tree, at rate of \$900 per acre.—B. P. WILLIAMSON, Raleigh, N. C.

Thirty years ago I bought of the J. Van Lindley Nursery fifty Peach trees, and every one of them was good, and the best trees I ever bought anywhere. Today I gave their agent, Mr. E. P. Norwood, my order for more trees and strawberries. I take pleasure in recommending this nursery to anyone who wants good trees.—W. C. ROBINSON, SR., Troy, S. C.

Japanese Plums, continued

ABUNDANCE. Medium, roundish; skin yellow, washed with purplish crimson; with a bloom; flesh yellow, juicy, subacid, with apricot flavor. Quality superb.

First week in July.

Apple. Large, roundish, deep purplish red; flesh blood-red; a good keeper, good quality and valuable. Ripens just before Burbank.

Sultan. A cross between Wickson and Satsuma. Size large; color garnet; flesh crimson, fragrant, subacid. Ripens a week before Burbank.


Burbank. Large; clear cherry-red; flesh deep yellow, very sweet and agreeable flavor. Tree a vigorous grower, and very prolific. Last half of July.

Chabot. Similar to Abundance, but nearly a month later. Large; yellow ground, nearly covered with crimson; flesh yellow, solid, fine quality.

White Kelsey. Size and shape of Old Kelsey; creamy color. Delicious flavor. No rot. Last of July.

Chalco. Cross between *Prunus Simoni* and Burbank. Tomato-shaped. Color deep reddish purple; flesh yellow, fragrant, good quality.

Wickson. Very large; glowing carmine; flesh firm, sugary and delicious. The largest of its class and the best keeper. Mid-August.



Red June Plum

Chickasaw Plum

Wild Goose. The best of the Chickasaw group. Large, red. Well-known.

A Group of the European Class of Plums

Valuable and of high quality, but much subject to curculio. On this account they are not largely planted. By allowing hogs to run in the orchard during the ripening period and eat up all fruit that falls, curculio will be prevented from depositing its eggs for another season.

Green Gage **Holmes** **Large Blue** **German Prune**

Damson Plums

A valuable fruit for cooking, canning and preserving.

Purple, or Blue **Sweet** **Shropshire**

APRICOTS

One of the best of fruits and highly prized. Where it can be grown there is no fruit of better quality. Unfortunately, the blooms come early and are often killed by late spring frosts. In protected and favorable localities it should be generally planted. Cultivate same as peach. We grow the most popular varieties and have discarded all but the two best, as follows:

Harris. Recommended for hardiness; large; golden yellow and productive.

Gold Dust. From Japan. Very large; deep golden yellow and fine in quality.

NECTARINES

Requires the same soil as the peach and plum. Like the European class of plums, it is subject to curculio and the same treatment is required to keep the curculio down. Blossoms are often killed by late spring frosts. A perfected Nectarine is one of the most beautiful fruits. We grow the following varieties, which are among the best:

Early Violet **Boston** **Southern Queen** **Kirkman**

Grady. The new Nectarine originated in Bullock county, Alabama. In size, almost equal to Elberta peach; quality very fine; color light red on yellow ground. August.

Fruits and Ornamentals for Profit and Beauty

JAPAN PERSIMMONS

Succeed best on light, sandy soils and on poor red lands. We consider these four varieties the best. The fruit is rich and sweet, delightfully flavored.

Okame. Dark red; showy; flesh yellow, few seeds, rather astringent.

Triumph. Good quality medium; yellow; very productive.

Tane-Nashi. Large, conical; light yellow, changing to bright red. Flesh astringent until fully ripe.

Yemon. Bright yellow; generally seedless; good. Large and smooth.

FIGS

In this location the Fig does well, with the proper attention against the cold in winter. The south side of a wall or building is best. Protect in winter by wrapping the trees in straw. Remove just after Easter. In eastern North Carolina, middle and eastern South Carolina, Georgia, Florida, Alabama, Mississippi and similar sections, they thrive in the open without protection.

In this section, the **Brown Turkey** is the most reliable bearer. Farther south, all varieties do well. The U. S. Department of Agriculture believes there is a big future in Fig-growing in this country. Write to it for detailed information. Figs are fine for preserves. We grow the following:

Brown Turkey **Brunswick** **Celestial** **Ischia** **White Marseilles,**

QUINCES

Very desirable for canning and preserving. One quart of Quinces to four quarts of other fruit will impart a delicious flavor to jellies and preserves. The Quince thrives well on any good garden soil, which should be kept mellow and moderately enriched. To avoid rot, do not let the soil become wet or soggy.

Varieties: **Champion, Orange, Meech.**

MULBERRIES

The tree is splendid for shade; no better fruit is known for swine and chickens than the Mulberry. During the long fruiting period, pigs and chickens need little other food. Near cherry trees and on strawberry plantations they attract birds away from these fruits.

SOILS.—No tree will thrive on a greater variety of soils. In fact, it seems to be indifferent as to kind of soil. The soil need not be rich, must not be too wet, but should be rather moist. Plant about 25 feet apart. No cultivation or pruning is required.

Black English. Hardy and prolific.


New America. Black; fruit large; quality good; prolific.

Hicks. Not so good in quality, but has been largely planted. Black.

White English. Fruit not so large, but a good bearer and prolific.



Branch of Mulberries




Cluster of Figs (Reduced)

GRAPES

Grapes may be properly classed among the most beautiful, useful and wholesome of fruits. They are exceedingly easy to grow, and take up but little room. The fruit may be grown on various soils—sand, clay, loam, etc.,—but it should be rich and well drained, and there should be free exposure to the sun and air. Hillsides unsuitable for other crops are good for Grapes. If the soil is of a clayey nature, fertilizing and cultivation will put it in proper condition.

Crop Grapes moderately if you would have fine, well-ripened fruit. A vine is capable of bringing only a certain amount of fruit to perfection, proportioned to its size and strength; but it usually sets more fruit than it can mature. Reduce the crop early in the season to a moderate number of good clusters and cut off the small, inferior bunches; the remainder will be worth much more than the whole would have been. A very heavy crop is usually a disastrous one. It is a good plan to take ordinary paper bags and tie them around some of the bunches when about two-thirds grown. This keeps out insects, causes the fruit to ripen to perfection, and gives it a far better appearance.



Concord Grapes

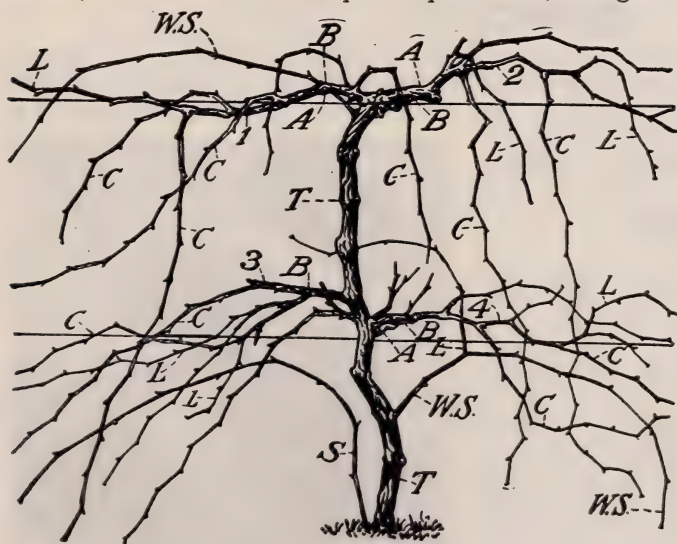


Fig. 7.—Diagram of a Grape-vine, showing the different parts and illustrating the four-cane system of training: A, Arms or ramifications of the branches, usually of wood two or more years old; B, branches which are of mature wood, being several years old; C, canes, called shoots when green and canes when mature; L, laterals, the secondary shoots of a cane; S, suckers, the shoots starting below the ground from the main body; T, trunk, the stem or main body of the vine; W. S., water sprouts, the shoots which start above the ground from wood older than one year; 1, 2, 3, 4, two-year-old arms.

Spraying.—"The bordeaux mixture is very offensive to insects, and actually destructive to some, especially their eggs, and a universal preventive of fungus germination when in contact, and all the insects worthy of serious attention, except the leaf hopper and berry worms, are destroyed by arsenical poisons on the foliage, hence one general line of treatment is sufficient for all. It is as follows: 1. With simple solution of bluestone, one pound to twenty-five gallons of water, spray the trellises in every part, the ground and the vines in the vineyard thoroughly, early in winter, or, at any rate, before buds push. 2. Just before blooming time, spray thoroughly with bordeaux, three pounds of bluestone, three pounds of fresh lime, two pounds of arsenate of lead, to fifty gallons of water. 3. Spray

Fruits and Ornamentals for Profit and Beauty

again in nine or ten days after second application, or just after vines have bloomed, with same material. 4. Spray again just after grape harvest with same material as No. 2, to keep down late mildew and leaf folder. If any spraying is done between Nos. 3 and 4, use no arsenical poisons in them. Use no arsenate after the fruit is one-fourth grown, as poisoning might result from applications made near ripening time. If sprayed as directed, no harm may be feared. All spraying preparations should be labeled 'poison,' and care be used in handling and applying."

—Munson.

We would suggest that you write the United States Department of Agriculture, Washington, for Farmers' Bulletin No. 284, on Insect and Fungous Enemies of the Grape.

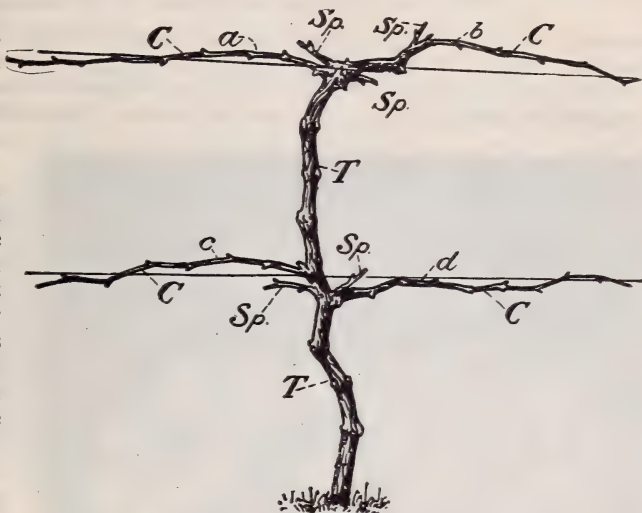


Fig. 14.—A vine pruned according to the four-cane Kniffin system: C, Canes, called shoots when green and canes when mature; Sp. spurs, canes cut back to one to four eyes; T, trunk, the stem or main body of the vine; a, b, c, d, arms succeeding those shown at their two-year-old stage in Fig. 7 at 1, 2, 3, 4.

The Two-Arm Kniffin System of Pruning

"The vine, when permitted to do so, bears its fruit on shoots from the last year's wood growth; therefore, the cardinal point underlying all correct pruning, be the method of training what it may, is first to grow and shape or adjust the main body or permanent part of the vine to the method of training desired. After this has been done the growth on this, the fruit-bearing part of the plant, should be so pruned that it will be renewed from year to year, never allowing the plant to overbear but making it bear to its full capacity. If this is done the body of the plant gradually becomes stronger and its fruiting capacity increases correspondingly, no wasteful plant-growth is allowed at the expense of fruitage, and the vines are easily kept clear of insects and fungous diseases. The manner of renewing the growth on the body of the vine so as to leave it permanent is illustrated in Figs. 7 and 14, which show the same vine before and after pruning.

"In Fig. 7 the two-year-old arms, 1, 2, 3 and 4, which grew during the previous summer, were the only ones allowed to remain of all the canes when the vine was pruned in the winter. The canes shown grew from these and bore fruit the next summer. When pruned the following winter, as seen in Fig. 14, only the canes a, b, c and d were left, and these were tied to the wire in the same manner as the arms 1, 2, 3 and 4 of the season before (Fig. 7). The spurs shown (Fig. 14, Sp.) are canes cut back to one to four eyes for the purpose of starting new canes to be left the following year. It took ten cuts to prune the vine."—U. S. Department of Agriculture, Farmers' Bulletin, 471

List of Varieties in Order of Ripening

Winchell (Green Mountain). White; bunches large; berries medium. Valuable early Grape.

LUTIE. One of the best for the South for home and local market. Brownish red; bunches and berries large; quality sweet and sugary, and one of the best when allowed to fully ripen. Early.

Moore's Early. Black, with heavy blue bloom; bunches medium, with berries very large and round. Good quality and early.

Brighton. Coppery red; bunches large; berries large and of best quality; ripens early. Vine productive and vigorous.

Diamond. A very hardy, vigorous and productive variety; greenish white, delicately tinged with yellow when ripe. Berries closely set on a long stem.

All the fruit trees I purchased of you last winter lived, except one. The others are growing beautifully. Two of the Mayflower Peach trees, much to my surprise, had fruit on them, one tree having nine and the other two Peaches. They are now ripening and are about 2 inches in diameter. Got three nice, fully ripe ones today, May 22nd, and others will be ripe by tomorrow. They are fine Peaches and I am well pleased.

—W. A. WILSON, JR., Wilmington, N. C.

List of Grapes in Order of Ripening, continued

Lindley. Large; red; a fine table and market variety. Medium late.

Worden. Black; bunches large and handsome; berries large, sweet and lively. Vine thrifty and vigorous; perfectly hardy and a good bearer. Midseason.

Campbell's Early. Black; clusters and berries large and perfect; flavor rich and sweet; one of the best; a fine keeper. Vine vigorous and productive. Early.



Cluster of Niagara Grapes (Reduced)

CONCORD. Large in bunch and berry; the most popular old variety; succeeds almost everywhere. Medium early.

DELAWARE. Small, red; berries small; quality much admired, sweet, sugary, vinous with a musky aroma. Vine slender, but grows freely and is hardy. Medium early.

Ives. Bunches and berries medium; black; flesh sweet if allowed to hang on vine till fully ripe, which is necessary. Vine hardy and bears well. Medium early.

Brilliant. An excellent dessert variety. Berries large, light and with very light bloom; delicious flavor.

Martha. White, turning to pale yellow when ripe; skin thin; flesh very sweet and juicy; bunches and berries medium. A little earlier than Concord.

NIAGARA. The standard white market Grape. Pale green; bunches medium; berries large; flesh tender and sweet. Vine very vigorous, healthy and productive. Midseason.

CATAWBA. Large bunch; large berries; coppery red; flavor rich and sweet. Late.

Southern Muscadine Type of Grapes (Scuppernong Family)

One of the best species for the lower South, for it rarely fails to bear a luscious, heavy crop of fruit. This class is free from all diseases and never decays. Its cultivation is simple and the product is extra large. Plant from 20 to 30 feet apart, and train on high trellis or arbor.

Scuppernong. Bunches have from eight to ten exceptionally large, round, bronze berries; good quality; flesh sweet, pulpy, vinous. Vine very prolific and free from all diseases.

Thomas. Color reddish purple; pulp sweet, tender, vinous; quality equals or surpasses any of the Muscadine class. Seldom more than eight or ten berries to the bunch.

Meisch. Medium; black; sweet.

Flowers. Bunches have from fifteen to twenty-five berries; black and sweet-flavored. Ripe first of October or approximately a month later than Scuppernong.

James. Berry of extra size measuring easily $1\frac{1}{4}$ inches in diameter, of fine quality; black. Vine very productive.

Would like to have your book on pruning, as I have a nice young orchard from your stock.—E. I. YARBROUGH, Duke, N. C.

Nut Trees—PECANS

The demand for Pecans is steadily increasing, owing to the popularity of nuts as food, and so far it is necessary to import large quantities every year in order to satisfy



Schley Pecan

the home trade. Thus the growers of the South have a big opportunity in producing enough nuts at home to take the place of those now being imported; it will take many years to do this, and even afterward, with the steady increase in demand, it is not likely that there will ever be an oversupply.

Try planting at least a few Pecan trees this year; if your space is limited, set them in the lawn or along the garden fence; they grow quite rapidly, forming

very beautiful and practical shade trees, and will soon be bearing generous quantities of most delicious nuts—enough for home use, and more.

How to Grow Pecans

In the first place, get the best thrifty, grafted or budded stock you can find. We offer budded or grafted trees only, and they can always be depended upon, when they come into bearing, to produce nuts true to name and type, and they usually begin to bear good commercial crops four to six years after planting.

Pecans should be planted 40 to 60 feet apart in good soil. They will succeed in various soils, but reach perfection in the deep, rich, loamy soil of our creek- and river-bottoms. Plant in November, December, February or March. Dig the holes about 4 feet wide and 3 feet deep. If the clay is dry and hard, it is advisable to use dynamite. Cut off a part of the taproot, causing the necessary laterals to form, and be sure to trim off all bruised and broken roots. Half fill the hole with good soil and pour in two gallons of water, let settle, then fill with dry soil. The tree should be set a little deeper than it stood in the nursery. Good, fine, mellow soil well packed around the trees is best; but if the soil is poor, a pound of bone meal or well-rotted manure is good, provided it does not come in contact with the roots.


Let all side limbs grow for the first two years. Cultivate well and allow no grass or weeds to grow near the tree. For the first four years or more, corn, cotton, peas, etc., may be grown as inter-crops. Any fertilizer that will make cotton or corn grow will make a Pecan tree grow, but when the trees begin to bear, potash and phosphate should be increased. A formula running 5-5-5 will be good.

The Pecans are O. K. Every one is living.—W. S. DUNNING, Aulander, N. C.

Enclosed find my check to pay bill. You will please ship me by first express two dozen more of the Pecan trees. This lot is very nice.—W. J. JOHNSON, Red Springs, N. C.

Will state for your information that the three Pecan trees bought of your Mr. Kernodle last spring are the finest that I have ever seen. I want some fine strawberry plants to plant in my garden. Will you please let me know quick just what you have to offer, prices, etc., as I want them for table use.—N. B. JONES, Opelika, Ala., Sept. 20, 1912.

Please send me your catalogue and price-list of nursery stock. Years ago, when I lived in Virginia I had some dealings with you, and always found your stock O. K.—JOHN FLICK, Zionville, Pa.



Stuart Pecan

Grafted and Budded Pecans

- Delmas.** A large nut of good quality. Shell of medium thickness and usually fills well. Tree a very strong, healthy grower and early and prolific bearer.
- Frotscher.** Large; forty-five to fifty to the pound; shell very thin, but rather poor in quality. Good grower; bears early.
- Indiana.** Originated about twenty miles north of Vincennes, Indiana, and introduced in 1908. The original tree stands on the rich Wabash river bottom-land and is a good, strong, vigorous grower. So long as it has been observed, it seems to be a heavy bearer. The nut would be classed as medium, but for that region is large, has a remarkably thin shell, and is well filled with a kernel of excellent quality. The flavor somewhat resembles that of a shellbark. We consider this variety by far the most hardy Pecan now being propagated, and especially recommend it for the northern edge of the Pecan belt. It is budded on seedlings grown from Indiana Pecans, which should make it especially well suited for the North. Price double that of other sorts.
- Mantura.** Originated in Surry County, Va. A large, well-filled nut, with very thin shell. Flavor sweet and quality very good. Tree hardy and a good bearer. Especially suited to Virginia and North Carolina.
- Money-maker.** Originated at Mound, La. Size medium; kernel plump; quality very good; ripens very early. A strong, healthy, vigorous-growing tree and very prolific bearer. Mr. James, the introducer, claims that this variety is very hardy, and that it has withstood without injury some very cold winters in southern Illinois. Money-maker is also showing up well in the South.
- Schley.** Fairly large, rather long, flattened; light brown, shell very thin, cracks easily. Of good flavor. The tree is a free bearer and the nuts mature early. Considered one of the best.
- STUART.** Large, averaging forty to fifty to the pound; shell moderately thin; cracking quality good; kernel bright, plump; flavor rich and good. Tree strong, upright, spreading grower and an abundant bearer. The best all-round variety.
- Van Deman.** Large, averaging forty-five to fifty-five to the pound; form long; shell moderately thin, cracks easily; quality rich and good. Tree strong, moderately erect, productive.

CHESTNUTS

We grow budded Chestnuts quite largely in two varieties—Paragon and Ridgely. Valuable on account of their large size, early bearing qualities, often bearing at two years of age, and better in quality than the Japan Chestnut. Do well on medium thin land, red or sandy; require no pruning and no cultivation. The nuts should be kept in a damp place so they will not dry out.



Japan Chestnuts (Reduced)

Paragon. Of Spanish strain, originated in Pennsylvania; succeeds well in the South; an early and abundant bearer; good quality and valuable. Very large.

Ridgely. Also of Spanish strain; large and productive; quality good; tree hardy and a strong grower.

Japan. Grown from seed. Trees bear very early and abundantly. A valuable novelty for the lawn; very ornamental. Nuts very large and showy. We grow quite a large supply of these trees as the demand is good. Excellent forage for hogs.

American Sweet. Common old variety; well known.

Fruits and Ornamentals for Profit and Beauty

JAPANESE WALNUTS (*Juglans*)

The only Walnut that we can recommend for the lower South. In many ways it resembles other Walnuts. Trees are healthy, vigorous and of rapid growth, inclined to make low, spreading head, but can be trained into almost any desired shape. Leaves are of immense size and a charming shade of green, making a desirable yard or street tree. Trees are heavy and stocky with an abundance of fibrous roots which renders the transplanting as easy as of apple or peach trees. The fruit is borne in great clusters, five- and six-year-old trees often producing from one-half to one bushel of nuts.



Sieboldii Walnut

By simply dropping the nuts into boiling water for a few minutes and cracking by a slight tap while hot, the shell readily parts and kernel can be extracted whole.

SIEBOLDII. Nuts medium size; thick shell; kernel sweet and good. A young and heavy bearer where it does well.

CORDIFORMIS. Heart-shaped; thinner shell than Sieboldii.

About eight years ago I decided to plant some Japan Walnuts, at my place on Missionary Ridge, near Chattanooga, Tenn. My land is located almost at the top of the ridge, with more of an eastern exposure, about 600 or 700 feet above the surrounding country. The trees grew off nicely, and when about 4 years old began to bear good crops. The trees are now 8 years old and have never missed a single crop. The trees are very graceful, healthy and sleek looking, and they have not been bothered with insect pests. The trees spread a little more than apple trees, and should be planted 30 by 30 feet, or if on very rich soil, 35 by 35 feet. The Japan walnuts grow in clusters of from six to ten in each cluster. They do not stain the hand, and are easily hulled. I think they are a profitable crop to grow, for I sell all that I can produce readily at \$2.50 per bushel. I believe that they will grow successfully where Black Walnut will grow, and they may even do better on suitable land in the valleys than they are doing on my farm. They make a fine shield.—W. H. MONTGOMERY, E., Chattanooga, Tenn.

BLACK WALNUTS. Common American. Valuable for timber and nuts.

ENGLISH WALNUTS. A fine nut; large size; cracks easily; quality fine.

FILBERTS (Hazelnut). Will grow on almost any soil, preferably a damp location.

ALMONDS. Two varieties, hard shell and soft shell.

Please give me price and number you can supply of the following varieties of Peach trees: Elberta, Mamie Ross, Carman, Belle of Georgia, Waddell and Greensboro. I do hope you can let me have the trees I need, as I have found you reliable and stock true to label. If it is so you can fill my order of 75,000 trees at a reasonable price, I prefer giving you the order.—D. C. TURNIPSEED, Flora, Ala.

Your Mayflower is certainly a record breaker. It beats anything I have ever seen in the Peach line. I planted your trees in February, 1910, and in March, 1911, only fifteen months from planting, they bore an abundant crop of the prettiest and most delicious early Peaches I have ever seen. The trees are now strong and healthy and have made a wonderful growth in spite of the big fruiting.—J. D. JACOBS, Clinton, S. C.

Please send me catalogue. The trees I ordered from you a year ago are all living and some of the Peach trees are large enough to bear some this summer.—MRS. M. D. HIX, West Durham, N. C., March 17, 1913.

I have been buying trees from your nursery for the last fifteen years, and it gives me great pleasure to say that I have been well pleased and they have given me entire satisfaction in every way. I bought three hundred Peach trees from you last spring and they are doing well. I take pleasure in recommending you to anyone wanting first-class nursery stock.—J. Q. ADAMS, Willow Springs, N. C.

The two hundred Peach trees arrived last week. I found them O. K. Enclosed find check.—JAY W. YOHE, Fayetteville, Pa.

The Peach trees received in good condition. They are for Mr. Cyrus Smith. My partner says they are the finest Peach stock he ever saw. He wants his the same grade of stock.—DR. J. T. JARBOE, Mason and Dixon, Pa.

I am gathering nice, fancy Mayflower Peaches from our trees, bought of you November, 1907, and January, 1908. I pronounce this the earliest Peach I ever saw and the most beautiful.—W. T. BAILEY, JR., Washington, N. C.

Received the trees today from your nursery. Am well pleased with same.—ELVIN W. FUNK, Smithsburg, Md.

You will please send me one of your new catalogues. The Peach trees I bought of you March, 1909, bore a crop of as fine fruit as I have ever seen.—E. R. RIVERS, Rock Hill, S. C., August 10, 1911.

The trees arrived in good shape and are planted; and I am reminded that for twenty-five years I have purchased trees from you, that they have grown off well, produced fruit true to name, and, it is needless to say after ordering so many times, gave me satisfaction.—B. P. WILLIAMSON, Raleigh, N. C.

Received my fruit trees in first-class condition, and I am pleased with same.—D. J. P. GLENN, Spartanburg, S. C.

The trees arrived on the 5th in good shape.—ALFRED CAMY, New Harmony, Ind.

Berries and Small Fruits

Berries and small fruits are going to hold an increasingly important place as the science of fruit-growing develops in the South. They have always had a big place in home plantings, and for this purpose, also, they will become more important, as more good varieties are being introduced and older kinds improved.

Small fruits—Strawberries, Currants, Gooseberries, Raspberries, Blackberries and Dewberries particularly—are valuable in large fruit-growing enterprises, because they enable the owner to realize money from his land right from the first. Apples, peaches, pears and the like do not begin to bear for several years; but if small fruits be planted between the rows, the ground commences to pay handsomely from the second year. In many localities it is possible to “double-crop” the land by planting vegetables between the rows of berries.

The importance of berries and small fruits for the home must not be overlooked. No family with a piece of garden 10 feet square can afford not to set out at least a few plants of one of the berries in the following list. There is little danger of getting too many, for if the crop is too large for home needs, the surplus can easily be sold at a profit.

If you are now buying berries for your table, you will need only to count for a little while the amount you are paying out for them to convince you of the real economy of growing them for yourself.

Plant some of our berries this year—demonstrate the facts yourself.

CURRANTS

This fruit comes in partly with the raspberry, but follows for several weeks. Indeed, none of the small fruits will remain as long on the bunch without injury as the Currant. Set 4 feet apart each way. Cultivate well, mulch heavily, prune the old wood so that each remaining shoot may have room to grow. Manure freely. Does well in the South, when partially shaded. Plant along the north side of the fence, or in the orchard, where they will be protected from the hot sun. Moist, clayey loam is the best soil.

Fay's Prolific. One of the best reds, and more largely planted than any other variety. When properly grown, this is a decidedly productive sort.

Black Naples. Valuable for jellies and jams; has a musky odor.


White Grape. The best white; berries large; very productive; less acid than the reds. Valuable for table.

Pomona. Very profitable, heavy bearer; clear bright red, splendid quality with very few seeds. Hangs well after ripening.

GOOSEBERRIES

Cultivate same as currants. The following is a list of best tested varieties:

Houghton's Seedling, pale red; **Red Jacket**, deep red; **Downing**, large, red; **Smith's White**.



**Fay's Prolific
Currants**



Cuthbert Raspberries

RASPBERRIES

This really valuable fruit follows the strawberry in the spring, and lasts over a period of three weeks or more. It is easy to grow, valuable for home use and local market. Plant 4 to 5 feet apart. After bearing season is over, cut out all old canes and keep clean.

CUTHBERT. Most reliable red variety for the South. Plants vigorous and productive.

Miller Red. A newer red variety; valuable in some sections, but not equal to the Cuthbert here.

Golden Queen. The best yellow; a beauty. Plant a few of this variety along with the others.

GREGG. The oldest black variety, and the most generally known. Strong grower and good bearer.

Kansas. Black. A strong, vigorous grower, bearing immense crops. Early and of good quality.

Cumberland. The best black. We have fruited this variety; it is early, productive and long season. Size large, and good quality.

BLACKBERRIES

Plant 4 feet apart in rows 6 feet apart. Pinch the canes back when 4 feet high. Light, moderately rich land is preferable.

Early Harvest. One of the earliest; berry medium size and good quality; prolific.

Erie. Very productive; berries large, coal-black and solid; a good keeper.

Eldorado. Vines vigorous and productive. Berries jet-black, borne in large clusters; sweet and pleasant. Good keeper and shipper.

Lovett. One of the best we have tested. Large, jet-black and very prolific.

Wilson. An old standard variety; large, productive, ripening its fruit early and maturing the crop in a short time, making it valuable for market.

Iceberg. A pure white Blackberry, and the only successful one ever introduced. Bears well.

DEWBERRIES

Lucretia. The best variety; large and prolific; valuable for home and market. Superior to the blackberry, and larger. Easily cultivated. Plant in rows 4 feet apart and 2 feet apart in the rows.

STRAWBERRIES

In our latitude, early Strawberries ripen in April—the first of the small fruits. By planting a selection from the varieties given below, a succession can be had for a month. Strawberries are a sure crop, either on the first or second blooming.



Strawberries properly and improperly set

Almost any soil will grow Strawberries, but the best is well-drained or sandy ground. If too light, add fertilizer testing 8 per cent phosphoric acid, 4 per cent potash and 2 or 3 per cent ammonia, at the rate of 300 to 400 pounds per acre. Plant from October to December, or during February and March; setting the plants 15 inches apart in the row, in rows 3 feet apart is about right for field culture; for gardens, 15 inches apart each way, leaving space for a walk every third row. Cultivate thoroughly, and pinch off runners to throw the strength into the main plant. The following varieties, the best for home and market, are named in the order of their ripening.

Excelsior. The standard early variety. Plants healthy and productive.

Missionary. One of the best early market sorts.

Climax. A large, firm berry; one of the very best and most productive. Excellent flavor. Early to midseason.

Heflin. Ripens after Excelsior; the largest we grow. Valuable for home use.

Lady Thompson. Midseason. It succeeds well throughout the country. Color, quality and plant all good.

Greensboro Favorite. Medium size; deep, rich red. Large as Lady Thompson, more prolific, bears ten days longer. Plants strong, deeply rooted, bearing well in dry weather. Strong plant; good keeper.

Bubach. Large, showy, well colored and fine. This is a pistillate sort, and a staminate (perfect-blooming) variety must be set near it.

Gandy. Large, firm, handsome, prolific. The best late variety.

Pan-American Perpetual. A new variety which has not been thoroughly tested here, but bids fair to be a good one. Has a good crop same time as other Strawberries, and it is claimed that when the plants are two years old they bear a second crop in the fall.

Grape-vines received in good condition. Am more than pleased with them. I bought some vines in Pennsylvania. Yours are much finer vines.—A. L. STONE, Thomasville, N. C.

Your trees received, and must say I am more than pleased with them.—T. LEM MILLER, Salisbury, N. C.



Greensboro Favorite

ASPARAGUS

Every home garden should have at least a little row of Asparagus; a few roots will supply an ordinary family.

Asparagus is a very profitable commercial crop, too. While the cuttings should be very light the first year after planting, each succeeding year the crop will be larger, and by the third year the field will have reached maturity. The shipping season lasts from six to eight weeks—often longer. The stalks should be graded to a uniform size.

Cultural Directions.—Mark out rows for field culture 4 feet apart with a two-horse plow, getting them as deep as possible. Spread good well-rotted manure or fertilizer, drop on manure about 10 inches apart (eye up) good two-year-old roots, cover with a hoe about 2 inches. Work same as any other field-crop, gradually working in soil as season advances. The following spring, plow very shallow so as to not cut the crowns

Fruits and Ornamentals for Profit and Beauty

Asparagus, continued

and work same as previous season. The next season your bed will be ready for cutting. You can cut every day till July 4—a bed made this way will last for twenty years. For a garden, follow same plan; but as the gardens are generally very rich, you can plant much closer, and work by hand, instead of with horse and plow. Mulch with manure in late fall.

We offer three varieties which we have found to be the leaders, both for home use and market: **Palmetto, Conover's Colossal** and **Barr's Mammoth**.

RHUBARB (*Pie-Plant*)

The crisp, juicy stalks of Rhubarb, with their peculiar acid flavor, are the first things that are ready in the spring for stewing and making pies and tarts.

The illustration shows how thickly the stalks grow from a good clump of roots. As fast as the big stalks are pulled, new ones grow into their place. Our plants are all strong and vigorous and, by following the cultural directions given below, an abundant crop of stalks, as shown in the illustration, may easily be had.

Cultural Directions. Mark out rows same as for corn, about 3 feet apart each way. Drop a small shovelful of well-rotted manure in each hill, place the Rhubarb root or cutting (eye up) on the manure, cover 3 or 4 inches, and work the same as corn. Do not pull for market till following spring, unless in some of the southern states, where the roots die out in August and September—in these places it is best to plant in the fall, pull first season, and set new bed every fall. Requires extra-rich soil and some shade for outdoor culture. The north side of a fence is best.

In the northern states, a bed of Rhubarb will last ten to fifteen years. Much Rhubarb is now being grown in the winter season, and some growers have made a great success of it. Take whole clumps of that which has been planted in field only one season; dig in November or December, and cover with soil in a heap in the field, about the same as cabbage or turnips would be buried—not too deep. Let them freeze till about January, then take up and set them in a cellar where the temperature is anywhere above freezing, cover with about 4 inches of soil. Some growers put them under the benches in hothouses, others make coldframes in the garden and lay sash over them about February. One-half dozen roots in the cellar of any house, treated in this way, will produce enough for family use most of the winter.

HORSE-RADISH

The roots multiply quite rapidly, and a few will supply the needs of the average family very nicely.

Cultural Directions. Mark out rows with one-horse plow, going twice in a row; sow in some good fertilizer. Turn a small double with same plow, smooth off top of double and set in the cuttings; make the rows about 3 feet apart, and put the cuttings about 1 foot apart in the row. Be sure to put the end of the cutting that is cut slanting, down; it requires about 10,000 cuttings to plant an acre. In about two weeks it will be showing above the ground; then work the same as potatoes, corn or any other crop. The following fall, winter or spring, plow out same as potatoes—it will grow on any ground that potatoes will. Grated and bottled, a ready market is certain.

Enclosed please find check to settle my account. The trees arrived in good shape.—**Theron Earle**, Greenville, S. C.

The trees I ordered of you arrived O. K. yesterday by express. The other parties and myself are well pleased with them.—**H. Guy Corbett**, Afton, Va.

Nursery stock arrived yesterday in good condition. Many thanks for such nice plants.—**Mrs. W. E. Hendricks**, Pickens, S. C.

Our friend Hayes writes that he can get my trees at a much lower price from other nurseries, but I want your trees. I am sending this order direct with check to cover same.—**W. F. Marshall**, Raleigh, N. C.

Will you please send me a copy of your latest catalogue on fruit and ornamental trees? The trees bought of you two years ago are the finest I ever saw. They are in fine fix and I think will bear a pretty good crop of peaches this year.—(**Dr.**) **Howard E. Felton**, Cartersville, Ga.

You will find enclosed post-office money order. We are all well pleased with the trees.—**L. J. French**, Beaufort, N. C.

Some years ago I bought some trees from you, and in the lot was one Magnolia Pear tree, which is now bearing. Last year the tree bore a fair crop, and some of the specimens measured $13\frac{3}{4}$ inches in circumference. I kept two of them through the winter up to the 13th of last April perfectly sound. I think the Magnolia Pear the finest I ever saw for size, beauty, color and taste. What could you sell me 1,000 for?—**C. C. Bearden**, Inman, S. C.

Cultivate Your Trees and Keep Them Healthy

While it is vitally important to plant a tree right and get it started off right, yet it is equally important that the tree should have careful after management and cultivation. Like any other crop, they have to be cultivated, kept clean and fed. Without this you cannot expect fancy fruit and healthy, long-lived trees. If you do not make



Good tillage

up your mind to do this, better not plant any trees. If weeds and briars are allowed to grow around trees, they soon become unhealthy and die. Make it a point to cultivate your orchard at given times, just the same as you do your corn, cotton or tobacco crops. Cultivation should be shallow, 2 or 3 inches at most. No crop in orchard should be closer than 4 or 5 feet to trees. Do not cultivate after August 1. Let new wood harden up.

FERTILIZATION

Do not put any fertilizer in the hole with the roots, but put it on after the tree has a start. While the tree is young and growing, fertilizer analyzing about as follows should be used: 8 per cent acid, 5 per cent nitrogen or ammonia, 2 per cent potash. After the tree comes into bearing condition, you want to use less nitrogen and more potash, as follows: 8 per cent acid, 4 per cent nitrogen, 4 per cent potash. For large trees in good ground, where you have plenty of growth, make it about 8, 3, 10; if not enough growth, make it 8, 5, 8. No manure should be put in the holes with the roots, but apply later.

Would suggest that you write the United States Department of Agriculture, Washington, for the following free bulletins:

No. 44, Commercial Fertilizers, Composition and Use.

No. 192, Barnyard Manure.

No. 245, Renovation of Worn-out Soils.

No. 257, Soil Fertility.

No. 278, Leguminous Crops for Green Manuring.

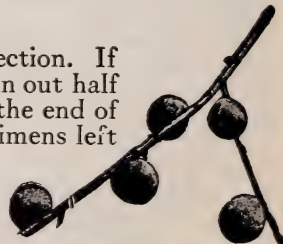
"If a man is unwilling to feed and curry his orchard, he need not expect thoroughbred results."—*Tim*.

THINNING

Aim to grow your fruit to perfection. If it puts on too thick on the trees, thin out half of it when the fruit is the size of the end of your finger. This will let the specimens left grow to a perfect and large size, which will sell for more and make more fruit than if all were left on the trees. This is especially applicable to peaches. Apples, pears, and plums do not generally need so



Peaches too thick on this eighteen-inch branch



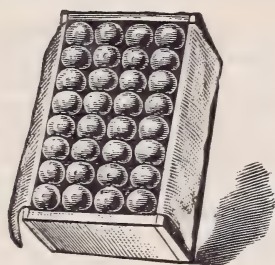


Same branch properly thinned

much thinning, but are benefited by some.

"If we can annually reduce the number of seeds which a tree endeavors to grow, we remove a great vital drain upon the strength of both tree and soil. We save fertilizer, and we save tree vitality. Incidentally, we accomplish equally important secondary results. By removing, say, one-half of the baby fruit on a tree, the remainder is enabled to grow to larger and more profitable size; and next season the tree, not having exhausted itself the previous year, is in proper condition to bear another crop, and helps to insure full crops every year.

"The time to do the work is after the June crop is about over and before the seeds have hardened. Often it is necessary to pull off, by hand, almost two-thirds of the fruit on a heavily set tree; yet, strange as it may seem to those who have not tried it, the remaining one-third, at picking time, will fill almost as many bushels as the fruit of a similar tree unthinned. Which would be most profitable, ten bushels of 'mediums' or eight or nine bushels of 'extra large'? It frequently pays to hire help to do the thinning."—*Biggle*.

Fruits and Ornamentals for Profit and Beauty



PACKING

In marketing fruit it should be put up neatly and handled with great care. A peck of fruit in a neat, fancy package, with all the bad specimens out, will sell for more than two pecks in bad shape, put up in an unsightly manner and package.

SPRAYING

Having received numerous requests for information on spraying, we have decided to offer the following, believing it to be simple and effective. We have not undertaken to go into the reasons for this and that, but give the formulas and directions as simply as possible to be effective.

It would seem that the time has come when the man who would get the best results from his orchard and vineyard must spray, and, if the spraying is done according to the following formulas and directions, gratifying results are bound to follow, as has been proved by ourselves and other large orchardists.

First, we give directions for making the bordeaux mixture, which at one time was the groundwork of all spray mixtures, except for scale, as follows:

“Put 3 lbs. of bluestone in a cloth sack and hang it in a tub or keg of water, so that it is just below the surface. In this way it will dissolve much more rapidly than if thrown in so that it sinks to the bottom. Warm or hot water will dissolve it much more rapidly than cold. Put this to dissolve the evening before it is intended to spray, and it will dissolve by morning. Use a wooden receptacle. After the bluestone has dissolved, add water to make twenty-five gallons (if there is not that amount already).

“Slake 4 lbs. of lime slowly (preferably with hot water), and when completely slaked, add water to make twenty-five gallons. Keep this in a separate keg or barrel.

“We now have twenty-five gallons of bluestone solution and twenty-five gallons of the lime solution. Now take equal parts of these solutions and pour them together into a third tub or barrel. Do not pour a bucketful of one into a half-barrel of the other, but always mix them in equal proportions. This little point of always mixing them in equal proportions results in a better mixture than when they are carelessly mixed. Always stir the solution well before dipping it out, so that the liquid you take out will be fully charged with the ingredients of the solution.”—Sherman.

Apples.—“To give a good all-round protection requires from three to five sprayings each season, as follows:

“1. Winter Spraying—Use commercial lime-sulphur wash at the rate of one gallon to ten gallons of water, or, if you prefer, you may make your own lime-sulphur wash at strength of fifteen pounds of lime, fifteen pounds of sulphur to fifty gallons of water.

“2. As Buds Open—Use commercial lime-sulphur, at the rate of one and one-half gallons to fifty gallons of water, and add two pounds of arsenate of lead. [We do not regard this treatment as absolutely necessary, but it does good and will pay if one can get it done.]

“3. Just After Blossoms Fall, Promptly—Use commercial lime-sulphur, one and one-half gallons to fifty gallons of water, and add two pounds of arsenate of lead. [The one most important treatment.]

“4. Three to Four Weeks Later—Use the bordeaux mixture at the rate of four pounds of lime, three pounds of bluestone, to fifty gallons of water and add two pounds of arsenate of lead.

“5. Summer Spraying, Ten Weeks Later—Use the same as in the previous treatment.”—Sherman.

Pears.—For pears, as a rule, two sprayings will suffice, the winter spraying and No. 3.

Peach and Plum.—1. Winter Spraying—See special instructions on how to kill San José scale, given below.

2. Just After Petals Fall, Promptly—Use lime-sulphur solution, one and one-half gallons to fifty gallons of water and add two pounds of arsenate of lead.

3. Ten Days or Two Weeks Later—Same as above. Continue about every two weeks, stopping four weeks before varieties ripen.

To Kill San Jose Scale.—We use the lime-sulphur solution for this. At one time we prepared it ourselves, but found that we could buy it ready prepared, so that all you had to do was to put one gallon of the mixture into ten gallons of water and go to spraying. You can order it direct, or possibly some dealer in your town carries it in stock. This material (one gallon of lime-sulphur solution and ten gallons of water) should be sprayed on the trees when they are in a dormant condition during the late fall, winter or early spring. Spraying once a year will not only keep the scale in check, so that it will not hurt tree or fruit, but it does the tree good, as it cleans off all fungus.

If you are unable to get any of the ready-made preparations, you can make your own, as follows: Put about eight gallons of water and twenty pounds of unslaked lime into a pot, on a fire. After the lime slakes, it will form a paste. Also put twenty pounds of sulphur into a vessel, with enough water to form a paste. When the lime-water begins to boil, put in the sulphur paste and stir thoroughly. Boil this mixture continuously about an hour, till it is a red-brick color, stirring constantly. After the mixture has boiled properly, add enough water to make sixty gallons. Strain through a coarse cloth and apply while warm.

It pays to spray a peach orchard with this lime-sulphur solution each winter, even if you do not have any scale. Pruning should be done before spraying.

How to Apply Spray Mixtures.—The sprays applied either for insects or fungi to be thoroughly efficient must be not only of proper chemicals, make and strength, but in the form of a fog, so as to move all among the foliage and fruit, reaching every part. This requires high-pressure force pumps of good make, brass or brass-lined, and proper nozzles, that evenly distribute the spray. You can get these from various manufacturers. A knapsack sprayer will answer for family orchards and vineyards up to half an acre, but a power sprayer is more economical for commercial orchards and vineyards. A sprayer that sprinkles instead of fogs is very inefficient and unsatisfactory.

Replying to your letter of July 25, would say that I had good results with Octagon Soap at the rate of one pound of soap to four gallons of water. This was used for aphid on apple, peach, rose and cabbage.—S. C. CLAPP, Greensboro, N. C. (Mr. Clapp is assistant to our State Entomologist).

For further and more detailed information on spraying write your State Agricultural Department or Department of Horticulture, Washington, D. C.

A bulletin gotten out by the North Carolina Department of Agriculture gives the following names as manufacturers of ready-made lime-sulphur washes: Thomsen Chemical Co., Baltimore, Md.; Vreeland Chemical Co., New York, N. Y.; Jas. A. Blanchard Co., New York, N. Y.; Niagara Sprayer Co., Middleport, N. Y.; Grasselli Chemical Co., Cleveland, Ohio, and Birmingham, Ala.

LATER PRUNING OF FRUIT TREES

“Pruning is a necessity where the best results are to be expected from fruit trees. An unpruned tree can never give fruit of the best color and quality. In the most healthy and fruitful trees branches become weakened and die. If these are not removed they soon become a harboring place for insects and fungous diseases, which prey upon the tree and its fruit. Even where branches do not die the foliage becomes so thick that it excludes light and air and the fruit does not color well. Pruning is necessary, therefore, where first-class fruit is desired. With even the best-tilled trees if we cease our pruning for a few years the fruit becomes small, loses its bright colors and fine flavor and becomes of little value. Unpruned orchards all over the country give striking examples of this fact. Any tree with a good, sound trunk can, by proper pruning, be



Too low Too high Correct



Cut not so



Cut so



Cut at 3 or 2 is wrong; 1 is right



Pruning a side branch

Fruits and Ornamentals for Profit and Beauty

put into fruiting condition. It cannot, however, with safety to the tree, be done all in one year. The reclaiming process of trees badly in need of pruning should take two or three years. The first year the suckers at the base, all of the dead limbs and a few of the worst offending branches should be removed. The second season more of the unnecessary branches can be cut out. By leaving the best limbs, and by a judicious selection of resulting water-sprouts, the tree will in a year or so have vigorous branches and healthy fruit-spurs.

"Prune Every Year.—To get the best results with pruning it should be done every year. By the removal of a dead branch here or a stray limb there, trees can be kept in good, healthy, fruiting condition and it will never be necessary to cut out large limbs or shock the tree by very heavy pruning. A few days in early spring will suffice for the light pruning necessary in orchards that are trimmed annually. Pruning consists more in directing the growth each year than in checking it by one heavy cutting, which is to make up for years of neglect. From the sap of a tree is manufactured both its wood and its fruit. It is better, therefore, by judicious pruning, to direct the energies of the tree toward the production of fruit which goes to market rather than the growing of wood which goes to the brush-pile. Trees should be so formed and shaped when young that in later years pruning should be only slight, and it would never be necessary to cut out many branches or large limbs.

"Forming the Young Tree.—During its early years a young tree should be allowed to bear a large amount of foliage. The more leaves it has the more wood it is able to form and the quicker it comes to maturity. If the tree is quite young and whip-like its side buds should be allowed to produce leaves all the way up the stem. This will cause it to thicken up and become stout and stocky. If the tree is old enough to have a good, stout stem, the side shoots may be removed and the energy of the tree directed toward the formation of the head. As far as consistent with cultivation, a fruit tree should have a low, spreading head. This facilitates spraying and greatly reduces the cost of harvesting the fruit, and there is less loss from storms. Fruit trees used to be grown with long trunks and high tops. Nowadays, owing to the use of improved cultivators with extension parts for working under the trees, they are assuming the form of bushes with little or no trunk. Young trees should not be started with too many main limbs, as afterward they thicken up and crowd each other and make it necessary to cut out very large limbs. The cutting of large limbs leaves large wounds which take long to heal, and usually before they are healed a hole has started and the trunk of the tree becomes hollow. Three, or at most four, main limbs, if properly placed, are enough for any fruit tree. The side branches should be so disposed that they fill up the space between so as to form a symmetrical spreading head. Pruning should at no time be heavy, and only such limbs as are misplaced should be cut out. When limbs cross and rub one another, one should be removed. One limb should not be allowed to grow over another too closely in a parallel direction so that one shades the other.

"Cut Close and Leave No Stubs.—In removing a branch from a tree care should be taken that a close cut is made so that no stub is left. It is better to cut close, even though a larger wound is made, than to leave a stub. The stub dies so that the wound cannot heal over and later a hole is formed which will rot out the heart of the tree. It is a good practice to smear over cut surfaces with ordinary paint. This excludes rain and preserves the wood until the wound is entirely healed. Care should be taken in trimming trees to avoid tearing the bark or leaving ragged wounds. Torn or ragged surfaces never heal and cover over well.

"Time to Prune.—Pruning is best done when the trees are dormant. The best time is in spring before the buds start. Pruning should not be done in freezing weather. Frost-bitten wounds are slow to heal. The most rapid healing growth is made just as the sap is starting into active movement in spring. Wounds made at this time heal quicker than at any other time of the year.



Three-year Peach tree properly pruned

“Pruning Tools.—The best tool for general trimming is a saw. It should have a narrow blade and fine teeth, which are widely set for working in green wood. Pruning shears of the long-handled, powerful type are not nearly so good as a saw for trimming, for they crush the bark and make ragged-edged wounds.

“Pruning the Peach.—To properly prune a peach tree it should be annually headed back, especially when young. If this is not done the tree produces a lot of long, slender branches that have poorly developed fruit-buds. Such pruning thins the fruit and also causes the remaining fruit buds to develop and the tree to thicken up and become strong and stocky. In this heading-back pruning not more than one-fourth to one-third of the length of the last growth should be cut off. Too heavy heading-back would very materially lessen the crop of fruit.

“Pruning the Pear.—Pear trees if unpruned will grow like Lombardy poplars. They should be headed down to make them low-topped, and the last bud left at the top of the shoot should point outward so as to cause the head to spread. About half of the new growth should be cut off every year and the outside bud left to continue the growth. Such pruning followed for three or four years will give a strong, round, top.

PRUNING POINTERS

- | | |
|--|---|
| <p>“1. Start the tree right. “2. Do not cut out large limbs. “3. Keep your tools sharp. “4. Do not prune in freezing weather. “5. Never leave stubs in cutting off limbs. Cut close to shoulder. “6. Prune annually but never heavily. “7. Many water-sprouts are the result of too heavy pruning.</p> | <p>“8. An axe or hatchet is not a pruning tool. “9. Don’t leave your pruning to the hired man. “10. Keep the tree free from suckers. “11. Paint over the larger wounds. “12. Never allow stock to prune trees. “13. Unpruned, uncultivated and unsprayed orchards are not money-makers.” —Hutt.</p> |
|--|---|

DISTANCES FOR PLANTING

Often trees are planted too close, thereby retarding their growth and development. The following we consider advisable:

| | Feet apart each way | | Feet apart each way |
|----------------------------------|---------------------|----------------------------------|---------------------|
| Standard Apples..... | 25 to 30 | Plums and Apricots..... | 15 |
| Peaches..... | 15 to 20 | Japanese Plums..... | 12 to 15 |
| Standard Pears..... | 20 | Quinces..... | 10 |
| Dwarf Pears..... | 10 | Grape-Vines..... | 10 to 20 |
| Sour Cherries and Nectarines.... | 20 | Gooseberries and Raspberries.... | 4 |
| Sweet Cherries..... | 25 to 40 | Pecans..... | 40 to 60 |


Number of Trees or Plants Required Per Acre Where Planted Various Distances Apart

Proper distances apart of the different trees and vines have been given under their respective heads on previous pages.

| | | | |
|-----------------------------|--------|-----------------------------|-----|
| 1 foot apart each way..... | 43,560 | 14 feet apart each way..... | 222 |
| 2 feet apart each way..... | 10,890 | 15 feet apart each way..... | 193 |
| 3 feet apart each way..... | 4,840 | 16 feet apart each way..... | 170 |
| 4 feet apart each way..... | 2,725 | 17 feet apart each way..... | 150 |
| 5 feet apart each way..... | 1,742 | 18 feet apart each way..... | 134 |
| 6 feet apart each way..... | 1,210 | 19 feet apart each way..... | 120 |
| 7 feet apart each way..... | 888 | 20 feet apart each way..... | 108 |
| 8 feet apart each way..... | 680 | 25 feet apart each way..... | 69 |
| 9 feet apart each way..... | 537 | 30 feet apart each way..... | 48 |
| 10 feet apart each way..... | 435 | 40 feet apart each way..... | 27 |
| 11 feet apart each way..... | 360 | 50 feet apart each way..... | 17 |
| 12 feet apart each way..... | 302 | 60 feet apart each way..... | 12 |
| 13 feet apart each way..... | 257 | | |

If it is desired to plant a certain number of feet apart in the rows, and have the rows a different number of feet apart, then multiply the distance in feet between the rows by the distance apart the plants are in the rows, the product of which divided into 43,560 will give the number of trees, etc., required per acre.

CUT-FLOWER DEPARTMENT

 **T**HIS important department is devoted to growing cut-flowers so that they may be had at all seasons of the year for decorations and social purposes.

At all times we are prepared to furnish Wedding Bouquets, Funeral Pieces, Floral Baskets, and other floral designs, as well as loose bouquets of Carnations, Roses, Sweet Peas, Lilies-of-the-Valley, Violets, Lilies, etc.

We make a special point of handling orders promptly, both by local delivery and express, and we are careful to see that the flowers are delivered when wanted.

VAN LINDLEY COMPANY

Florists

GREENSBORO, N. C.



ORNAMENTAL TREES AND SHRUBS

J. Van Lindley Nursery Co.
Pomona, N. C.

ROSES FOR THE SOUTH

