

Doc.
A13.83:

United States
Department of
Agriculture

995


Grazing Statistical Summary

Forest Service

Range
Management
Staff

1995

May 1996



Digitized by the Internet Archive
in 2013

<http://archive.org/details/grazingstatistic1995unit>

USDA FOREST SERVICE
RANGE MANAGEMENT

GRAZING STATISTICAL SUMMARY

1995

CONTENTS

	PAGE
INTRODUCTION.....	iii
Permitted/Actual/Authorized Use Trend Chart	
<u>National Summaries</u>	1
<u>Regional Summaries</u>	
Permitted Use Western/Eastern Chart	
Western Regions (1-6).....	5
Eastern Regions (8-9).....	8
<u>Regions</u>	
Permitted Use by Region Chart	
Region 1 - Northern Region.....	11
Region 2 - Rocky Mountain Region.....	14
Region 3 - Southwestern Region.....	17
Region 4 - Intermountain Region.....	20
Region 5 - Pacific Southwest Region.....	23
Region 6 - Pacific Northwest Region.....	26
Region 8 - Southern Region.....	29
Region 9 - Eastern Region.....	32
<u>State Summaries</u>	
Alabama.....	34
Arizona.....	35
Arkansas.....	36
California.....	37
Colorado.....	40
Florida.....	43
Georgia.....	44
Idaho.....	45
Illinois.....	48
Kansas.....	49
Kentucky.....	50
Louisiana.....	51
Michigan.....	52
Minnesota.....	53
Mississippi.....	54
Missouri.....	55
Montana.....	56
Nebraska.....	57
Nevada.....	60
New Mexico.....	61
New York.....	64
North Dakota.....	65
Ohio.....	66
Oklahoma.....	67

State Summaries (Continued)

Page

Oregon.....	70
South Dakota.....	73
Texas.....	76
Utah.....	79
Vermont.....	80
Virginia.....	81
Washington.....	82
West Virginia.....	83
Wyoming.....	84
REGULATIONS.....	87
DEFINITIONS.....	92

INTRODUCTION

An important part of the Forest Service's Range Management Program is providing information about all aspects of rangeland vegetation management on National Forest System lands. This report, published annually, provides statistics on grazing use for our partners, permittees, the livestock industry, other institutions or agencies, or anyone interested in the use of the National Forest System rangeland vegetation.

The data for this report were collected at the end of calendar year 1995. It provides a snapshot look at the 1995 grazing season.

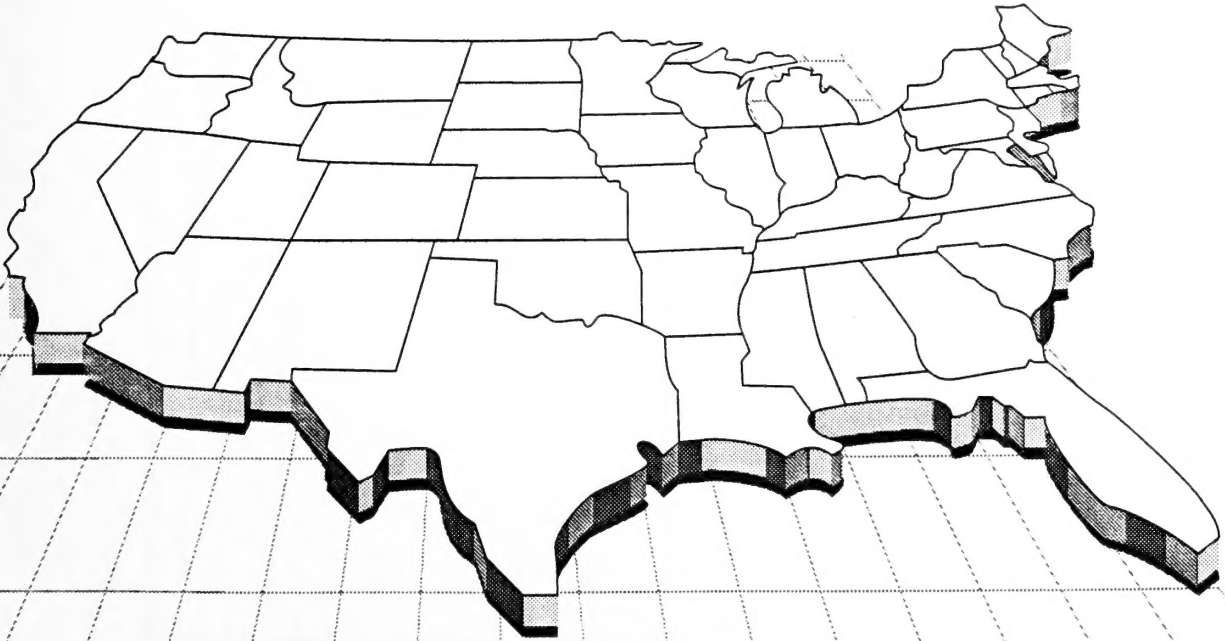
Livestock grazing is permitted on over 95 million acres of National Forest System lands spread across 33 States. Grazing use is administered through a grazing permit system. The Forest Service administers almost 9,000 paid permits for 9.9 million head months (HM's) of grazing by cattle, horses, sheep, and goats. A head month is the amount of time in months that an animal spends on National Forest System lands. Information is also reported in AUMs, an AUM is the amount of forage required to support a mature 1,000 lb. cow or its equivalent for 1 month.

In addition, the Forest Service manages over 2,000 wild horses and burros within National Forest System lands.

1995

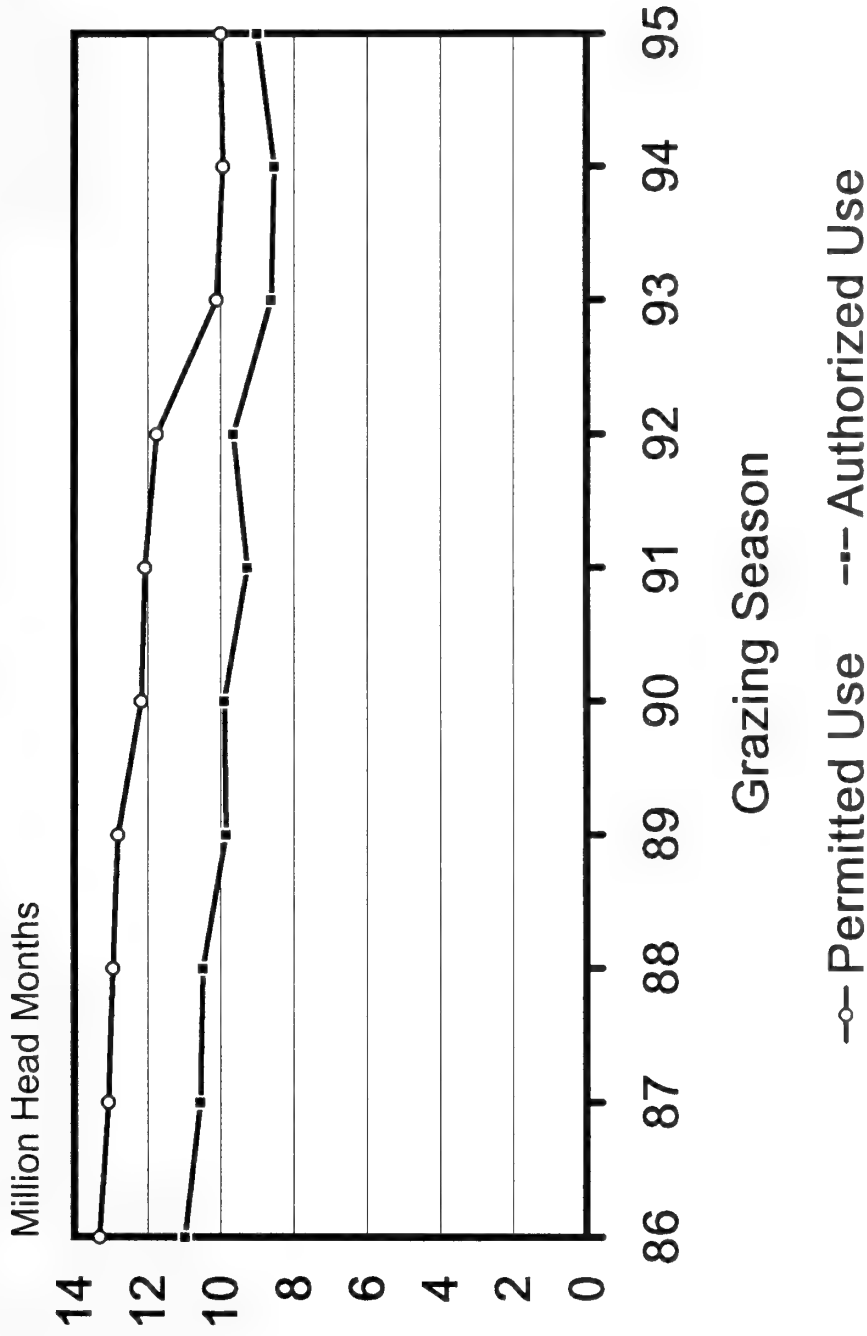
GRAZING STATISTICAL SUMMARY

NATIONAL SUMMARY



PERMITTED vs AUTHORIZED USE*

10 Year Trend



*Previous years' AUM figures converted to Head months for comparison purposes.

Previous years' comparisons done with Actual Use - changed in 1993 to Authorized Use.

U.S. DEPT. OF AGRICULTURE - FOREST SERVICE
ANNUAL GRAZING STATISTICAL REPORT - GRAZING SEASON 1995

NATIONAL FOREST SYSTEM
ALL REGIONS

	NO. OF PERMITS *	CATTLE		HORSES & BURROS		SHEEP & GOATS		TOTAL	
		NO.	HMS AUMS	NO.	HMS AUMS	NO.	HMS AUMS	NO.	HMS AUMS
PERMITTED TO GRAZE **		1,300,621	6,573,952 8,261,577	10,848	50,590 59,951	1,068,060	3,319,676 968,340	2,379,528	9,944,218 9,289,870
AUTHORIZED TO GRAZE PAID PERMITS ***	8,962	1,212,476	5,790,986 7,234,697	10,492	49,402 58,541	924,035	2,693,255 782,125	2,147,001	8,533,643 8,075,363
FREE USE	46	1,837	3,596 4,666	626	6,604 7,919	2,108	18,611 5,198	4,570	28,811 17,783
PRIVATE LANDS	123	47,857	252,518 316,812	528	4,973 5,944	11,186	45,597 13,042	59,570	303,088 335,798
CROSSING	3	1,736	234 281	204	10 13	14,175	6,101 1,669	16,113	6,345 1,963
TOTAL AUTHORIZED **	9,011	1,216,049	5,794,816 7,239,644	11,322	56,052 66,515	940,318	2,717,967 788,992	2,167,684	8,568,835 8,095,151
WILD HORSES				2,080	23,930 23,930			2,080	23,930 23,930
WILD BURROS				142	1,704 1,704			142	1,704 1,704

* PERMITS HOLDING PAID PERMITS ARE NOT COUNTED IN OTHER CATEGORIES

** PRIVATE LAND AND WILD HORSE AND BURRO DATA NOT INCLUDED IN TOTALS

*** INCLUDES PERMIT TYPES 11, 12, 13, 14, 15, 16, 17, 21, 30, 50, 51, 59, 63, 81

U.S. DEPT. OF AGRICULTURE - FOREST SERVICE
ANNUAL GRAZING STATISTICAL REPORT - GRAZING SEASON 1995

NATIONAL FOREST
ALL REGIONS

	NO. OF PERMITTEES *	CATTLE		HORSES & BURROS		SHEEP & GOATS		TOTAL	
		NO.	HMS AUMS	NO.	HMS AUMS	NO.	HMS AUMS	NO.	HMS AUMS
PERMITTED TO GRAZE **		1,118,287	5,445,644 6,845,428	10,352	46,243 54,740	1,042,864	3,154,709 925,786	2,171,503	8,646,596 7,825,954
AUTHORIZED TO GRAZE PAID PERMITS ***	8,448	1,027,329	4,689,093 5,871,929	10,030	45,333 53,661	897,786	2,524,694 738,262	1,935,145	7,259,120 6,663,852
FREE USE	45	1,838	3,596 4,666	623	6,567 7,875	2,110	18,611 5,198	4,571	28,774 17,739
PRIVATE LANDS	116	35,807	162,644 206,429	354	3,494 4,169	10,667	41,252 12,055	46,828	207,390 222,653
CROSSING	3	1,736	234 281	204	10 13	14,189	6,101 1,669	16,129	6,345 1,963
TOTAL AUTHORIZED **	8,496	1,030,903	4,692,923 5,876,876	10,860	51,946 61,591	914,085	2,549,406 745,129	1,955,848	7,294,275 6,683,596
WILD HORSES				2,080	23,930 23,930			2,080	23,930 23,930
WILD BURROS				142	1,704 1,704			142	1,704 1,704

* PERMITTEES HOLDING PAID PERMITS ARE NOT COUNTED IN OTHER CATEGORIES

** PRIVATE LAND AND WILD HORSE AND BURRO DATA NOT INCLUDED IN TOTALS

*** INCLUDES PERMIT TYPES 11, 12, 13, 14, 15, 16, 17, 21, 30, 50, 51, 59, 63, 81

U.S. DEPT. OF AGRICULTURE - FOREST SERVICE
ANNUAL GRAZING STATISTICAL REPORT - GRAZING SEASON 1995

NATIONAL GRASSLANDS
ALL REGIONS

	NO. OF PERMITTEES *	CATTLE		HORSES & BURROS		SHEEP & GOATS NO.	TOTAL		
		NO.	HMS ALMS	NO.	HMS ALMS		NO.	HMS ALMS	
PERMITTED TO GRAZE **		183,635	1,128,308 1,416,149	506	4,347 5,213	26,265	164,967 42,554	210,406	1,297,622 1,463,916
AUTHORIZED TO GRAZE PAID PERMITS ***	522	186,360	1,101,893 1,362,768	472	4,069 4,880	27,173	168,561 43,863	214,005	1,274,523 1,411,511
FREE USE	1			3	37 44			3	37 44
PRIVATE LANDS	7	12,097	89,874 110,383	174	1,479 1,775	530	4,345 987	12,801	95,698 113,145
CROSSING									
TOTAL AUTHORIZED **	523	186,360	1,101,893 1,362,768	475	4,106 4,924	27,173	168,561 43,863	214,008	1,274,560 1,411,555
WILD HORSES									
WILD BURROS									

* PERMITTEES HOLDING PAID PERMITS ARE NOT COUNTED IN OTHER CATEGORIES

** PRIVATE LAND AND WILD HORSE AND BURRO DATA NOT INCLUDED IN TOTALS

*** INCLUDES PERMIT TYPES 11, 12, 13, 14, 15, 16, 17, 21, 30, 50, 51, 59, 63, 81

U.S. DEPT. OF AGRICULTURE - FOREST SERVICE
 ANNUAL GRAZING STATISTICAL REPORT - GRAZING SEASON 1995

LAND UTILIZATION PROJECTS
 ALL REGIONS

NO. OF PERMITTEES *	CATTLE		HORSES & BURROS		SHEEP & GOATS		TOTAL	
	NO.	HMS AUMS	NO.	HMS AUMS	NO.	HMS AUMS	NO.	HMS AUMS

PERMITTED TO GRAZE **

AUTHORIZED TO GRAZE
 PAID PERMITS ***

FREE USE

PRIVATE LANDS

CROSSING

TOTAL AUTHORIZED **

WILD HORSES

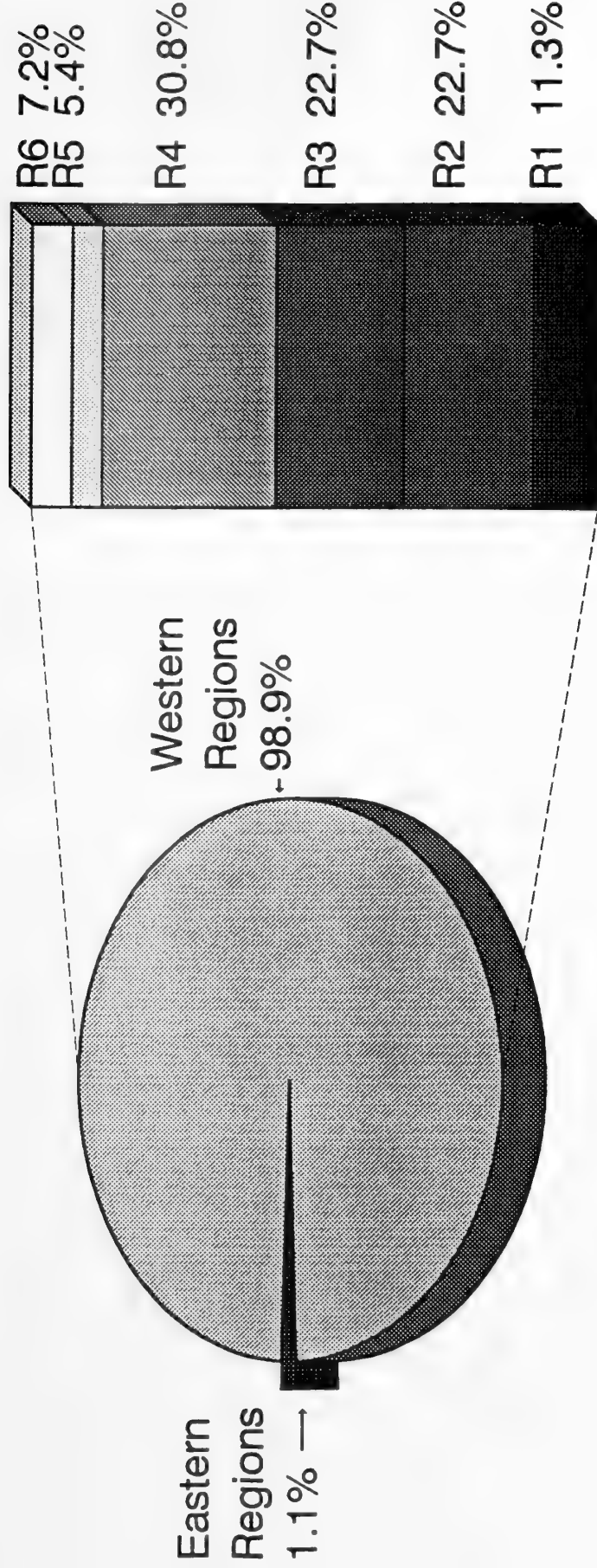
WILD BURROS

* PERMITTEES HOLDING PAID PERMITS ARE NOT COUNTED IN OTHER CATEGORIES

** PRIVATE LAND AND WILD HORSE AND BURRO DATA NOT INCLUDED IN TOTALS

*** INCLUDES PERMIT TYPES 11, 12, 13, 14, 15, 16, 17, 21, 30, 50, 51, 59, 63, 81

PERMITTED USE
1995 Grazing Season
9.9 Million Head Months



U.S. DEPT. OF AGRICULTURE - FOREST SERVICE
ANNUAL GRAZING STATISTICAL REPORT - GRAZING SEASON 1995

NATIONAL FOREST SYSTEM
WESTERN REGIONS (1-6)

	NO. OF PERMITTEES *	CATTLE		HORSES & BURROS		SHEEP & GOATS		TOTAL	
		NO.	HMS AUMS	NO.	HMS AUMS	NO.	HMS AUMS	NO.	HMS AUMS
PERMITTED TO GRAZE **		1,286,364	6,463,873 8,124,166	10,663	48,844 58,523	1,069,129	3,319,676 968,340	2,366,156	9,832,393 9,151,029
AUTHORIZED TO GRAZE PAID PERMITS ***	8,495	1,199,378	5,694,433 7,114,408	10,325	47,777 57,239	924,959	2,693,255 782,125	2,134,662	8,435,465 7,953,772
FREE USE	43	1,823	3,368 4,430	626	6,604 7,919	2,110	18,611 5,198	4,559	28,583 17,547
PRIVATE LANDS	123	47,904	252,518 316,812	528	4,973 5,944	11,197	45,597 13,042	59,629	303,088 335,798
CROSSING	3	1,736	234 2E	204	10 13	14,189	6,101 1,669	16,129	6,345 1,963
TOTAL AUTHORIZED **	8,541	1,202,937	5,698,035 7,119,119	11,158	54,427 65,213	941,258	2,717,967 788,992	2,155,353	8,470,429 7,973,324
WILD HORSES				2,066	23,766 23,766			2,066	23,766 23,766
WILD BURROS				142	1,704 1,704			142	1,704 1,704

* PERMITTEES HOLDING PAID PERMITS ARE NOT COUNTED IN OTHER CATEGORIES
 ** PRIVATE LAND AND WILD HORSE AND BURRO DATA NOT INCLUDED IN TOTALS
 *** INCLUDES PERMIT TYPES 11, 12, 13, 14, 15, 16, 17, 21, 30, 50, 51, 59, 63, 81

U.S. DEPT. OF AGRICULTURE - FOREST SERVICE
ANNUAL GRAZING STATISTICAL REPORT - GRAZING SEASON 1995

NATIONAL FOREST
WESTERN REGIONS (1-6)

	NO. OF PERMITTEES *	CATTLE		HORSES & BURROS		SHEEP & GOATS		TOTAL	
		NO.	HMS AUMS	NO.	HMS AUMS	NO.	HMS AUMS	NO.	HMS AUMS
PERMITTED TO GRAZE **		1,103,892	5,344,663 6,719,523	10,157	44,497 53,310	1,042,864	3,154,709 925,786	2,156,913	8,543,869 7,698,619
AUTHORIZED TO GRAZE PAID PERMITS ***	8,010	1,014,156	4,600,691 5,761,958	9,853	43,708 52,359	897,786	2,524,694 738,262	1,921,795	7,169,093 6,552,579
FREE USE	42	1,823	3,368 4,430	623	6,567 7,875	2,110	18,611 5,198	4,556	28,546 17,503
PRIVATE LANDS	116	35,807	162,644 206,429	354	3,494 4,169	10,667	41,252 12,055	46,828	207,390 222,653
CROSSING	3	1,736	234 281	204	10 13	14,189	6,101 1,669	16,129	6,345 1,963
TOTAL AUTHORIZED **	8,055	1,017,715	4,604,293 5,766,669	10,683	50,321 60,289	914,085	2,549,406 745,129	1,942,483	7,204,020 6,572,087
WILD HORSES				2,066	23,766 23,766			2,066	23,766 23,766
WILD BURROS				142	1,704 1,704			142	1,704 1,704

* PERMITTEES HOLDING PAID PERMITS ARE NOT COUNTED IN OTHER CATEGORIES
 ** PRIVATE LAND AND WILD HORSE AND BURRO DATA NOT INCLUDED IN TOTALS
 *** INCLUDES PERMIT TYPES 11, 12, 13, 14, 15, 16, 17, 21, 30, 50, 51, 59, 63, 81

U.S. DEPT. OF AGRICULTURE - FOREST SERVICE
ANNUAL GRAZING STATISTICAL REPORT - GRAZING SEASON 1995

NATIONAL GRASSLANDS
WESTERN REGIONS (1-6)

	NO. OF PERMITTEES *	CATTLE		HORSES & BURROS		SHEEP & GOATS NO.	TOTAL		
		NO.	HMS AUMS	NO.	HMS AUMS		NO.	HMS AUMS	
PERMITTED TO GRAZE **		182,472	1,119,210 1,404,643	506	4,347 5,213	26,265	164,967 42,554	209,243	1,288,524 1,452,410
AUTHORIZED TO GRAZE PAID PERMITS ***	485	185,222	1,093,742 1,352,450	472	4,069 4,880	27,173	168,561 43,863	212,867	1,266,372 1,401,193
FREE USE	1			3	37 44			3	37 44
PRIVATE LANDS	7	12,097	89,874 110,383	174	1,479 1,775	530	4,345 987	12,801	95,698 113,145
CROSSING									
TOTAL AUTHORIZED **	486	185,222	1,093,742 1,352,450	475	4,106 4,924	27,173	168,561 43,863	212,870	1,266,409 1,401,237
WILD HORSES									
WILD BURROS									

* PERMITTEES HOLDING PAID PERMITS ARE NOT COUNTED IN OTHER CATEGORIES

** PRIVATE LAND AND WILD HORSE AND BURRO DATA NOT INCLUDED IN TOTALS

*** INCLUDES PERMIT TYPES 11, 12, 13, 14, 15, 16, 17, 21, 30, 50, 51, 59, 63, 81

U.S. DEPT. OF AGRICULTURE - FOREST SERVICE
ANNUAL GRAZING STATISTICAL REPORT - GRAZING SEASON 1995

NATIONAL FOREST SYSTEM
EASTERN REGIONS (8-9)

	NO. OF PERMITTEES *	CATTLE		HORSES & BURROS		SHEEP & GOATS		TOTAL	
		NO.	HMS AUMS	NO.	HMS AUMS	NO.	HMS AUMS	NO.	HMS AUMS
PERMITTED TO GRAZE **		15,558	110,079 137,411	195	1,746 1,430			15,753	111,825 138,841
AUTHORIZED TO GRAZE PAID PERMITS ***	475	14,311	94,553 120,289	177	1,625 1,302			14,488	98,178 121,591
FREE USE	3	15	228 236					15	228 236
PRIVATE LANDS									
CROSSING									
TOTAL AUTHORIZED **	478	14,326	96,781 120,525	177	1,625 1,302			14,503	98,406 121,827
WILD HORSES				14	164 164			14	164 164
WILD BURROS									

* PERMITTEES HOLDING PAID PERMITS ARE NOT COUNTED IN OTHER CATEGORIES
 ** PRIVATE LAND AND WILD HORSE AND BURRO DATA NOT INCLUDED IN TOTALS
 *** INCLUDES PERMIT TYPES 11, 12, 13, 14, 15, 16, 17 21, 30, 50, 51, 59, 63, 81

U.S. DEPT. OF AGRICULTURE - FOREST SERVICE
ANNUAL GRAZING STATISTICAL REPORT - GRAZING SEASON 1995

NATIONAL FOREST
EASTERN REGIONS (8-9)

	NO. OF PERMITTEES *	CATTLE		HORSES & BURROS		SHEEP & GOATS		TOTAL	
		NO.	HMS AUMS	NO.	HMS AUMS	NO.	HMS AUMS	NO.	HMS AUMS
PERMITTED TO GRAZE **		14,395	103,981 25,905	195	1,746 1,430			14,590	102,727 127,335
AUTHORIZED TO GRAZE PAID PERMITS ***	438	13,173	88,402 109,971	177	1,625 1,302			13,350	90,027 111,273
FREE USE	3	15	228 236					15	228 236
PRIVATE LANDS									
CROSSING									
TOTAL AUTHORIZED **	441	13,188	88,630 110,207	177	1,625 1,302			13,365	90,255 111,509
WILD HORSES				14	164 164			14	164 164
WILD BURROS									

* PERMITTEES HOLDING PAID PERMITS ARE NOT COUNTED IN OTHER CATEGORIES
 ** PRIVATE LAND AND WILD HORSE AND BURRO DATA NOT INCLUDED IN TOTALS
 *** INCLUDES PERMIT TYPES 11, 12, 13, 14, 15, 16, 17, 21, 30, 50, 51, 59, 63, 81

U.S. DEPT. OF AGRICULTURE - FOREST SERVICE
ANNUAL GRAZING STATISTICAL REPORT - GRAZING SEASON 1995

NATIONAL GRASSLANDS
EASTERN REGIONS (8-9)

	NO. OF PERMITTEES *	CATTLE		HORSES & BURROS		SHEEP & GOATS		TOTAL	
		NO.	HMS AUMS	NO.	HMS AUMS	NO.	HMS AUMS	NO.	HMS AUMS
PERMITTED TO GRAZE **		1,163	9,098 11,506					1,163	9,098 11,506
AUTHORIZED TO GRAZE PAID PERMITS ***	37	1,138	8,151 10,318					1,138	8,151 10,318
FREE USE									
PRIVATE LANDS									
CROSSING									
TOTAL AUTHORIZED **	37	1,138	8,151 10,318					1,138	8,151 10,318
WILD HORSES									
WILD BURROS									

* PERMITTEES HOLDING PAID PERMITS ARE NOT COUNTED IN OTHER CATEGORIES
 ** PRIVATE LAND AND WILD HORSE AND BURRO DATA NOT INCLUDED IN TOTALS
 *** INCLUDES PERMIT TYPES 11, 12, 13, 14, 15, 16, 17, 21, 30, 50, 51, 59, 63, 81

1995

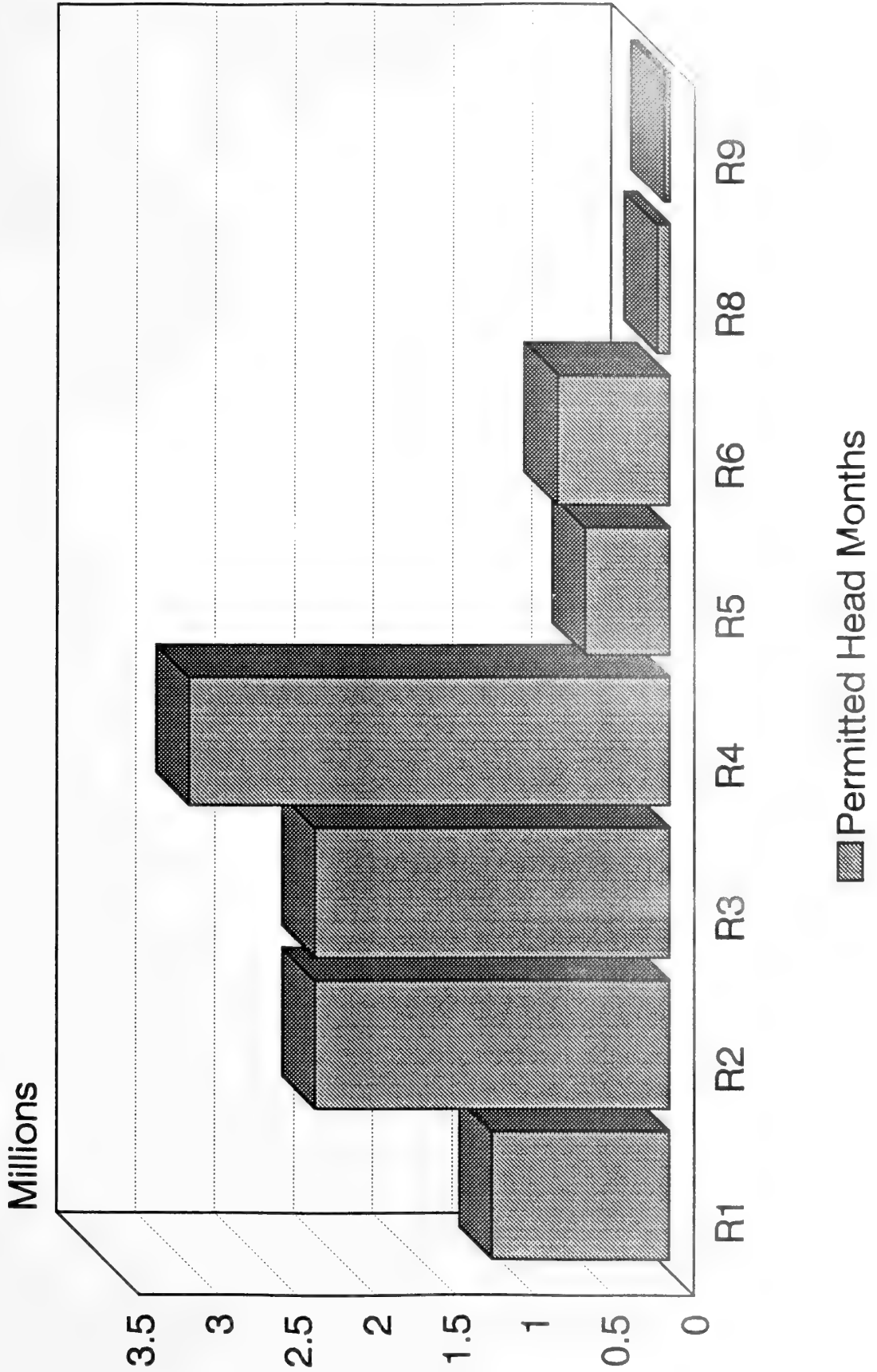
GRAZING STATISTICAL SUMMARY

REGIONAL SUMMARY



PERMITTED USE BY REGION

1995 Grazing Season



U.S. DEPT. OF AGRICULTURE - FOREST SERVICE
ANNUAL GRAZING STATISTICAL REPORT - GRAZING SEASON 1995

NATIONAL FOREST SYSTEM
REGION 1

	NO. OF PERMITTEES *	CATTLE		HORSES & BURROS		SHEEP & GOATS		TOTAL	
		NO.	HMS AUMS	NO.	HMS AUMS	NO.	HMS AUMS	NO.	HMS AUMS
PERMITTED TO GRAZE **		202,788	1,001,665 1,294,209	3,932	14,359 17,222	29,259	79,416 22,063	235,979	1,095,460 1,333,494
AUTHORIZED TO GRAZE PAID PERMITS ***	1,224	186,970	932,193 1,199,126	3,158	10,242 12,286	24,529	62,554 17,360	214,657	1,004,989 1,228,772
FREE USE	12	1,517	120 158	235	2,287 2,744		60 18	1,752	2,467 2,920
PRIVATE LANDS	27	18,594	105,783 136,810	154	937 1,124	624	3,212 838	19,372	109,932 138,772
CROSSING	1		149 197	34	161 168			34	310 365
TOTAL AUTHORIZED **	1,237	188,497	932,462 1,199,481	3,427	12,690 15,198	24,529	62,614 17,378	216,443	1,007,766 1,232,057
WILD HORSES				35	350 350			35	350 350
WILD BURROS									

* PERMITTEES HOLDING PAID PERMITS ARE NOT COUNTED IN OTHER CATEGORIES
 ** PRIVATE LAND AND WILD HORSE AND BURRO DATA NOT INCLUDED IN TOTALS
 *** INCLUDES PERMIT TYPES 11, 12, 13, 14, 15, 16, 17, 21, 30, 50, 51, 59, 63, 81

U.S. DEPT. OF AGRICULTURE - FOREST SERVICE
ANNUAL GRAZING STATISTICAL REPORT - GRAZING SEASON 1995

NATIONAL FOREST
REGION 1

	NO. OF PERMITTEES *	CATTLE		HORSES & BURROS		SHEEP & GOATS		TOTAL	
		NO.	HFS AUMS	NO.	HMS AUMS	NO.	HMS AUMS	NO.	HMS AUMS
PERMITTED TO GRAZE **		131,501	507,393 652,269	3,538	11,000 13,191	27,913	74,641 21,049	162,952	593,034 686,509
AUTHORIZED TO GRAZE PAID PERMITS ***	1,216	125,278	478,021 607,480	2,830	7,381 8,853	23,539	59,025 16,595	151,647	544,427 632,928
FREE USE	12	1,517	120 158	235	2,287 2,744		60 18	1,752	2,467 2,920
PRIVATE LANDS	27	10,219	38,726 49,621	89	376 451	624	3,212 838	10,932	42,314 50,910
CROSSING	1		149 297	34	161 168			34	310 365
TOTAL AUTHORIZED **	1,229	126,795	478,290 607,835	3,099	9,829 11,765	23,539	59,085 16,613	153,433	547,204 636,213
WILD HORSES				35	350 350			35	350 350
WILD BURROS									

* PERMITTEES HOLDING PAID PERMITS ARE NOT COUNTED IN OTHER CATEGORIES
 ** PRIVATE LAND AND WILD HORSE AND BURRO DATA NOT INCLUDED IN TOTALS
 *** INCLUDES PERMIT TYPES 11, 12, 13, 14, 15, 16, 17, 21, 30, 50, 51, 59, 63, 81

U.S. DEPT. OF AGRICULTURE - FOREST SERVICE
ANNUAL GRAZING STATISTICAL REPORT - GRAZING SEASON 1995

NATIONAL GRASSLANDS
REGION 1

	NO. OF PERMITTEES *	CATTLE		HORSES & BURROS		SHEEP & GOATS NO.	SHEEP & GOATS		TOTAL NO.	TOTAL	
		NO.	HMS AUMS	NO.	HMS AUMS		HMS AUMS	HMS AUMS		NO.	HMS AUMS
PERMITTED TO GRAZE **		71,287	496,433 544,793	394	3,359 4,031	1,346	6,644 1,575	73,027	506,436 650,399		
AUTHORIZED TO GRAZE PAID PERMITS ***	8	61,692	454,172 591,646	328	2,861 3,433	990	3,529 765	63,010	460,562 595,844		
FREE USE											
PRIVATE LANDS		8,375	67,057 87,189	65	561 673			8,440	67,618 87,862		
CROSSING											
TOTAL AUTHORIZED **	8	61,692	454,172 591,646	328	2,861 3,433	990	3,529 765	63,010	460,562 595,844		
WILD HORSES											
WILD BURROS											

* PERMITTEES HOLDING PAID PERMITS ARE NOT COUNTED IN OTHER CATEGORIES

** PRIVATE LAND AND WILD HORSE AND BURRO DATA NOT INCLUDED IN TOTALS

*** INCLUDES PERMIT TYPES 11, 12, 13, 14, 15, 16, 17, 21, 30, 50, 51, 59, 63, 81

U.S. DEPT. OF AGRICULTURE - FOREST SERVICE
ANNUAL GRAZING STATISTICAL REPORT - GRAZING SEASON 1995

NATIONAL FOREST SYSTEM
REGION 2

	NO. OF PERMITTEES *	CATTLE		HORSES & BURROS		SHEEP & GOATS		TOTAL	
		NO.	HMS ALMS	NO.	HMS ALMS	NO.	HMS ALMS	NO.	HMS ALMS
PERMITTED TO GRAZE **		333,980	1,380,162 1,712,135	2,563	8,125 9,734	283,335	763,160 220,478	619,878	2,151,448 1,942,347
AUTHORIZED TO GRAZE PAID PERMITS ***	1,843	329,055	1,327,053 1,629,143	3,072	11,277 13,517	262,260	732,493 212,199	594,387	2,070,823 1,854,859
FREE USE	5			216	1,800 2,159			216	1,800 2,159
PRIVATE LANDS	22	6,992	29,345 34,924			195	4,748 1,198	7,187	34,093 36,122
CROSSING							200 60		200 60
TOTAL AUTHORIZED **	1,848	329,055	1,327,053 1,629,143	3,288	13,077 15,676	262,260	732,693 212,259	594,603	2,072,823 1,857,078
WILD HORSES									
WILD BURROS									

* PERMITTEES HOLDING PAID PERMITS ARE NOT COUNTED IN OTHER CATEGORIES

** PRIVATE LAND AND WILD HORSE AND BURRO DATA NOT INCLUDED IN TOTALS

*** INCLUDES PERMIT TYPES 11, 12, 13, 14, 15, 16, 17, 21, 30, 50, 51, 59, 63, 81

U.S. DEPT. OF AGRICULTURE - FOREST SERVICE
ANNUAL GRAZING STATISTICAL REPORT - GRAZING SEASON 1995

NATIONAL FOREST
REGION 2

	NO. OF PERMITTEES *	CATTLE		HORSES & BURROS		SHEEP & GOATS		TOTAL	
		NO.	HMS AUMS	NO.	HMS AUMS	NO.	HMS AUMS	NO.	HMS AUMS
PERMITTED TO GRAZE **		242,551	887,368 1,107,894	2,453	7,149 8,566	259,516	607,347 180,252	504,520	1,501,865 1,296,712
AUTHORIZED TO GRAZE PAID PERMITS ***	1,566	233,798	840,409 1,039,695	2,964	10,347 12,404	237,538	571,904 170,309	474,300	1,422,660 1,222,408
FREE USE	4			213	1,763 2,115			213	1,763 2,115
PRIVATE LANDS	16	4,894	17,636 21,345			195	1,291 388	5,089	18,927 21,733
CROSSING							200 60		200 60
TOTAL AUTHORIZED **	1,570	233,798	840,409 1,039,695	3,177	12,110 14,519	237,538	572,104 170,369	474,513	1,424,623 1,224,583
WILD HORSES									
WILD BURROS									

* PERMITTEES HOLDING PAID PERMITS ARE NOT COUNTED IN OTHER CATEGORIES

** PRIVATE LAND AND WILD HORSE AND BURRO DATA NOT INCLUDED IN TOTALS

*** INCLUDES PERMIT TYPES 11, 12, 13, 14, 15, 16, 17, 21, 30, 50, 51, 59, 63, 81

PAI

U.S. DEPT. OF AGRICULTURE - FOREST SERVICE
ANNUAL GRAZING STATISTICAL REPORT - GRAZING SEASON 1995

NATIONAL GRASSLANDS
REGION 2

	NO. OF PERMITTEES *	CATTLE		HORSES & BURROS		SHEEP & GOATS		TOTAL	
		NO.	HMS AUMS	NO.	HMS AUMS	NO.	HMS AUMS	NO.	HMS AUMS
PERMITTED TO GRAZE **		91,588	492,947 605,876	110	976 1,168	23,819	156,380 40,396	115,517	650,303 647,440
AUTHORIZED TO GRAZE PAID PERMITS ***	277	95,257	486,644 589,448	108	930 1,113	24,722	160,589 41,890	120,087	648,163 632,451
FREE USE	1			3	37 44			3	37 44
PRIVATE LANDS	6	2,098	11,709 13,577				3,457 810	2,098	15,166 14,389
CROSSING									
TOTAL AUTHORIZED **	278	95,257	486,644 589,448	111	967 1,157	24,722	160,589 41,890	120,090	648,200 632,495
WILD HORSES									
WILD BURROS									

* PERMITTEES HOLDING PAID PERMITS ARE NOT COUNTED IN OTHER CATEGORIES
 ** PRIVATE LAND AND WILD HORSE AND BURRO DATA NOT INCLUDED IN TOTALS
 *** INCLUDES PERMIT TYPES 11, 12, 13, 14, 15, 16, 17, 21, 30, 50, 51, 59, 63, 81

U.S. DEPT. OF AGRICULTURE - FOREST SERVICE
ANNUAL GRAZING STATISTICAL REPORT - GRAZING SEASON 1995

NATIONAL FOREST SYSTEM
REGION 3

	NO. OF PERMITTEES *	CATTLE		HORSES & BURROS		SHEEP & GOATS		TOTAL	
		NO.	HMS AUMS	NO.	HMS AUMS	NO.	HMS AUMS	NO.	HMS AUMS
PERMITTED TO GRAZE **		230,490	1,39,039 2,388,793	743	8,614 10,296	40,919	177,564 40,536	272,152	2,155,217 2,439,625
AUTHORIZED TO GRAZE PAID PERMITS ***	1,664	207,073	1,577,597 1,909,878	964	10,071 12,078	28,148	145,344 33,347	236,185	1,733,012 1,955,303
FREE USE	1	30	153 202	20	835 1,002			50	988 1,204
PRIVATE LANDS	2	3,967	33,379 40,426	214	2,488 2,975	400	1,827 365	4,581	37,694 43,762
CROSSING	2			14	4 5	5,764	3,093 819	5,778	3,097 824
TOTAL AUTHORIZED **	1,667	207,103	1,577,750 1,910,080	998	10,910 13,085	33,912	148,437 34,166	242,013	1,737,097 1,957,331
WILD HORSES				255	3,064 3,064			255	3,064 3,064
WILD BURROS				22	264 264			22	264 264

* PERMITTEES HOLDING PAID PERMITS ARE NOT COUNTED IN OTHER CATEGORIES

** PRIVATE LAND AND WILD HORSE AND BURRO DATA NOT INCLUDED IN TOTALS

*** INCLUDES PERMIT TYPES 11, 12, 13, 14, 15, 16, 17, 21, 30, 50, 51, 59, 63, 81

U.S. DEPT. OF AGRICULTURE - FOREST SERVICE
ANNUAL GRAZING STATISTICAL REPORT - GRAZING SEASON 1995

NATIONAL FOREST
REGION 3

	NO. OF PERMITTEES *	CATTLE		HORSES & BURROS		SHEEP & GOATS		TOTAL	
		NO.	HMS AUMS	NO.	HMS AUMS	NO.	HMS AUMS	NO.	HMS AUMS
PERMITTED TO GRAZE **		218,023	1,895,394 2,308,896	741	8,602 10,282	40,919	177,564 40,536	259,683	2,081,560 2,359,714
AUTHORIZED TO GRAZE PAID PERMITS ***	1,468	193,207	1,486,710 1,810,594	962	10,047 12,049	28,148	145,344 33,347	222,317	1,642,101 1,855,990
FREE USE	1	30	153 202	20	835 1,002			50	988 1,204
PRIVATE LANDS	1	2,135	20,591 25,966	214	2,488 2,975	400	1,827 365	2,749	24,906 29,306
CROSSING	2			14	4 5	5,764	3,093 819	5,778	3,097 824
TOTAL AUTHORIZED **	1,471	193,237	1,486,863 1,810,796	996	10,886 13,056	33,912	148,437 34,166	228,145	1,646,186 1,856,018
WILD HORSES				255	3,064 3,064			255	3,064 3,064
WILD BURROS				22	264 264			22	264 264

* PERMITTEES HOLDING PAID PERMITS ARE NOT COUNTED IN OTHER CATEGORIES
 ** PRIVATE LAND AND WILD HORSE AND BURRO DATA NOT INCLUDED IN TOTALS
 *** INCLUDES PERMIT TYPES 11, 12, 13, 14, 15, 16, 17, 21, 30, 50, 51, 59, 63, 81

U.S. DEPT. OF AGRICULTURE - FOREST SERVICE
ANNUAL GRAZING STATISTICAL REPORT - GRAZING SEASON 1995

NATIONAL GRASSLANDS
REGION 3

	NO. OF PERMITTEES *	CATTLE		HORSES & BURROS		SHEEP & GOATS		TOTAL	
		NO.	HMS AUMS	NO.	HMS AUMS	NO.	HMS AUMS	NO.	HMS AUMS
PERMITTED TO GRAZE **		12,467	73,645 79,897	2	12 14			12,469	73,657 79,911
AUTHORIZED TO GRAZE PAID PERMITS ***	196	13,866	90,887 99,284	2	24 29			13,868	90,911 99,313
FREE USE									
PRIVATE LANDS	1	1,832	12,788 14,456					1,832	12,788 14,456
CROSSING									
TOTAL AUTHORIZED **	196	13,866	90,887 99,284	2	24 29			13,868	90,911 99,313
WILD HORSES									
WILD BURROS									

* PERMITTEES HOLDING PAID PERMITS ARE NOT COUNTED IN OTHER CATEGORIES

** PRIVATE LAND AND WILD HORSE AND BURRO DATA NOT INCLUDED IN TOTALS

*** INCLUDES PERMIT TYPES 11, 12, 13, 14, 15, 16, 17, 21, 30, 50, 51, 59, 63, 81

U.S. DEPT. OF AGRICULTURE - FOREST SERVICE
ANNUAL GRAZING STATISTICAL REPORT - GRAZING SEASON 1995

NATIONAL FOREST SYSTEM
REGION 4

	NO. OF PERMITTEES *	CATTLE		HORSES & BURROS		SHEEP & GOATS		TOTAL	
		NO.	HMS AUMS	NO.	HMS AUMS	NO.	HMS AUMS	NO.	HMS AUMS
PERMITTED TO GRAZE **		309,286	1,160,432 1,516,037	1,879	8,705 10,439	611,690	1,858,425 553,091	922,855	3,027,562 2,079,567
AUTHORIZED TO GRAZE PAID PERMITS ***	2,474	291,210	1,045,018 1,354,748	1,945	8,628 10,356	543,838	1,503,796 445,641	836,993	2,557,442 1,810,745
FREE USE	5		114 150	19	150 177	2,110	9,331 2,414	2,129	9,595 2,741
PRIVATE LANDS	34	4,028	19,479 25,262	5	15 18	6,694	24,563 7,358	10,727	44,057 32,638
CROSSING						8,425	1,308 340	8,425	1,308 340
TOTAL AUTHORIZED **	2,479	291,210	1,045,132 1,354,898	1,967	8,814 10,575	554,373	1,514,435 448,395	847,550	2,568,381 1,813,868
WILD HORSES				1,036	12,432 12,432			1,036	12,432 12,432
WILD BURROS									

* PERMITTEES HOLDING PAID PERMITS ARE NOT COUNTED IN OTHER CATEGORIES

** PRIVATE LAND AND WILD HORSE AND BURRO DATA NOT INCLUDED IN TOTALS

*** INCLUDES PERMIT TYPES 11, 12, 13, 14, 15, 16, 17, 21, 30, 50, 51, 59, 63, 81

U.S. DEPT. OF AGRICULTURE - FOREST SERVICE
ANNUAL GRAZING STATISTICAL REPORT - GRAZING SEASON 1995

NATIONAL FOREST
REGION 4

	NO. OF PERMITTEES *	CATTLE		HORSES & BURROS		SHEEP & GOATS		TOTAL	
		NO.	HMS AUMS	HMS AUMS	NO.	HMS AUMS	NO.	HMS AUMS	
PERMITTED TO GRAZE **		305,060	1,138,427 1,486,990	1,879	8,705 10,439	611,690	1,858,425 553,091	918,629	3,005,557 2,050,520
AUTHORIZED TO GRAZE PAID PERMITS ***	2,472	286,984	1,023,013 1,325,701	1,945	8,628 10,356	543,838	1,503,796 445,641	832,767	2,535,437 1,781,698
FREE USE	5		114 150	19	150 177	2,110	9,331 2,414	2,129	9,595 2,741
PRIVATE LANDS	34	4,028	19,479 25,262	5	15 18	6,694	24,563 7,358	10,727	44,057 32,638
CROSSING						8,425	1,308 340	8,425	1,308 340
TOTAL AUTHORIZED **	2,477	286,984	1,023,127 1,325,851	1,967	8,814 10,575	554,373	1,514,435 448,395	843,324	2,546,376 1,784,821
WILD HORSES				1,036	12,432 12,432			1,036	12,432 12,432
WILD BURROS									

* PERMITTEES HOLDING PAID PERMITS ARE NOT COUNTED IN OTHER CATEGORIES

** PRIVATE LAND AND WILD HORSE AND BURRO DATA NOT INCLUDED IN TOTALS

*** INCLUDES PERMIT TYPES 11, 12, 13, 14, 15, 16, 17, 21, 30, 50, 51, 59, 63, 81

U.S. DEPT. OF AGRICULTURE - FOREST SERVICE
ANNUAL GRAZING STATISTICAL REPORT - GRAZING SEASON 1995

NATIONAL GRASSLANDS
REGION 4

	NO. OF PERMITTEES *	CATTLE		HORSES & BURROS		SHEEP & GOATS		TOTAL	
		NO.	HMS AUMS	NO.	HMS AUMS	NO.	HMS AUMS	NO.	HMS AUMS
PERMITTED TO GRAZE **		4,226	22,005 29,047					4,226	22,005 29,047
AUTHORIZED TO GRAZE PAID PERMITS ***	2	4,226	22,005 29,047					4,226	22,005 29,047
FREE USE									
PRIVATE LANDS									
CROSSING									
TOTAL AUTHORIZED **	2	4,226	22,005 29,047					4,226	22,005 29,047
WILD HORSES									
WILD BURROS									

* PERMITTEES HOLDING PAID PERMITS ARE NOT COUNTED IN OTHER CATEGORIES
 ** PRIVATE LAND AND WILD HORSE AND BURRO DATA NOT INCLUDED IN TOTALS
 *** INCLUDES PERMIT TYPES 11, 12, 13, 14, 15, 16, 17, 21, 30, 50, 51, 59, 63, 81

U.S. DEPT. OF AGRICULTURE - FOREST SERVICE
ANNUAL GRAZING STATISTICAL REPORT - GRAZING SEASON 1995

NATIONAL FOREST SYSTEM
REGION 5

	NO. OF PERMITTEES *	CATTLE		HORSES & BURROS		SHEEP & GOATS		TOTAL	
		NO.	HMS AUMS	NO.	HMS AUMS	NO.	HMS AUMS	NO.	HMS AUMS
PERMITTED TO GRAZE **		82,863	381,070 487,351	719	4,602 5,493	44,563	141,361 43,674	128,145	527,033 536,518
AUTHORIZED TO GRAZE PAID PERMITS ***	607	68,451	308,195 395,416	598	3,450 4,110	29,960	95,341 25,452	99,009	406,986 424,978
FREE USE	17	276	2,981 3,920	94	1,081 1,297		200 60	370	4,262 5,277
PRIVATE LANDS	20	6,127	28,050 35,402			1,599	6,929 2,073	7,726	34,979 37,475
CROSSING							1,500 450		1,500 450
TOTAL AUTHORIZED **	624	68,727	311,176 399,336	692	4,531 5,407	29,960	97,041 25,962	99,379	412,748 430,705
WILD HORSES				513	5,196 5,196			513	5,196 5,196
WILD BURROS				120	1,440 1,440			120	1,440 1,440

* PERMITTEES HOLDING PAID PERMITS ARE NOT COUNTED IN OTHER CATEGORIES
** PRIVATE LAND AND WILD HORSE AND BURRO DATA NOT INCLUDED IN TOTALS
*** INCLUDES PERMIT TYPES 11, 12, 13, 14, 15, 16, 17, 21, 30, 50, 51, 59, 63, 81

U.S. DEPT. OF AGRICULTURE - FOREST SERVICE
ANNUAL GRAZING STATISTICAL REPORT - GRAZING SEASON 1995

NATIONAL FOREST
REGION 5

	NO. OF PERMITTEES *	CATTLE		HORSES & BURROS		SHEEP & GOATS		TOTAL	
		NO.	HMS AUMS	NO.	HMS AUMS	NO.	HMS AUMS	NO.	HMS AUMS
PERMITTED TO GRAZE **		82,494	379,188 84,867	719	4,602 5,493	44,563	141,361 43,674	127,776	525,151 534,034
AUTHORIZED TO GRAZE PAID PERMITS ***	606	68,082	306,313 392,932	598	3,450 4,110	29,960	95,341 25,452	98,640	405,104 422,494
FREE USE	17	276	2,981 3,920	94	1,081 1,297		200 60	370	4,262 5,277
PRIVATE LANDS	20	6,127	28,050 35,402			1,599	6,929 2,073	7,726	34,979 37,475
CROSSING							1,500 450		1,500 450
TOTAL AUTHORIZED **	623	68,358	309,294 396,852	692	4,531 5,407	29,960	97,041 25,962	99,010	410,866 428,221
WILD HORSES				513	5,196 5,196			513	5,196 5,196
WILD BURROS				120	1,440 1,440			120	1,440 1,440

* PERMITTEES HOLDING PAID PERMITS ARE NOT COUNTED IN OTHER CATEGORIES

** PRIVATE LAND AND WILD HORSE AND BURRO DATA NOT INCLUDED IN TOTALS

*** INCLUDES PERMIT TYPES 11, 12, 13, 14, 15, 16, 17, 21, 30, 50, 51, 59, 63, 81

U.S. DEPT. OF AGRICULTURE - FOREST SERVICE
ANNUAL GRAZING STATISTICAL REPORT - GRAZING SEASON 1995

NATIONAL GRASSLANDS
REGION 5

	NO. OF PERMITTEES *	CATTLE		HORSES & BURROS		SHEEP & GOATS		TOTAL	
		NO.	HMS AUMS	NO.	HMS AUMS	NO.	HMS AUMS	NO.	HMS AUMS
PERMITTED TO GRAZE **		369	1,882 2,484					369	1,882 2,484
AUTHORIZED TO GRAZE PAID PERMITS ***	1	369	1,882 2,484					369	1,882 2,484
FREE USE									
PRIVATE LANDS									
CROSSING									
TOTAL AUTHORIZED **	1	369	1,882 2,484					369	1,882 2,484
WILD HORSES									
WILD BURROS									

* PERMITTEES HOLDING PAID PERMITS ARE NOT COUNTED IN OTHER CATEGORIES
 ** PRIVATE LAND AND WILD HORSE AND BURRO DATA NOT INCLUDED IN TOTALS
 *** INCLUDES PERMIT TYPES 11, 12, 13, 14, 15, 16, 17, 21, 30, 50, 51, 59, 63, 81

U.S. DEPT. OF AGRICULTURE - FOREST SERVICE
ANNUAL GRAZING STATISTICAL REPORT - GRAZING SEASON 1995

NATIONAL FOREST SYSTEM
REGION 6

	NO. OF PERMITTEES *	CATTLE		HORSES & BURROS		SHEEP & GOATS		TOTAL	
		NO.	HMS AUMS	NO.	HMS AUMS	NO.	HMS AUMS	NO.	HMS AUMS
PERMITTED TO GRAZE **		110,452	471,763 617,144	178	1,192 1,431	42,297	182,236 53,604	152,927	655,191 672,179
AUTHORIZED TO GRAZE PAID PERMITS ***	608	102,820	420,677 550,255	94	704 845	31,878	122,063 36,458	134,792	543,444 587,669
FREE USE	2			81	475 570			81	475 570
PRIVATE LANDS	24	7,746	31,032 40,535			263	502 151	8,009	31,534 40,686
CROSSING									
TOTAL AUTHORIZED **	610	102,820	420,677 550,255	175	1,179 1,415	31,878	122,063 36,569	134,873	543,919 588,239
WILD HORSES				210	2,520 2,520			210	2,520 2,520
WILD BURROS									

* PERMITTEES HOLDING PAID PERMITS ARE NOT COUNTED IN OTHER CATEGORIES
 ** PRIVATE LAND AND WILD HORSE AND BURRO DATA NOT INCLUDED IN TOTALS
 *** INCLUDES PERMIT TYPES 11, 12, 13, 14, 15, 16, 17, 21, 30, 50, 51, 59, 63, 81

U.S. DEPT. OF AGRICULTURE - FOREST SERVICE
ANNUAL GRAZING STATISTICAL REPORT - GRAZING SEASON 1995

NATIONAL FOREST
REGION 6

	NO. OF PERMITTEES *	CATTLE		HORSES & BURROS		SHEEP & GOATS		TOTAL	
		NO.	HMS AUMS	NO.	HMS AUMS	NO.	HMS AUMS	NO.	HMS AUMS
PERMITTED TO GRAZE **		107,738	439,787 574,994	178	1,192 1,431	41,197	180,293 53,021	149,113	621,272 629,446
AUTHORIZED TO GRAZE PAID PERMITS ***	607	100,286	389,593 509,230	94	704 845	30,778	120,120 35,986	131,158	510,417 546,061
FREE USE	2			81	475 570			81	475 570
PRIVATE LANDS	24	7,746	31,032 40,535			263	502 151	8,009	31,534 40,686
CROSSING									
TOTAL AUTHORIZED **	609	100,286	389,593 509,230	175	1,179 1,415	30,778	120,120 35,986	131,239	510,892 546,631
WILD HORSES				210	2,520 2,520			210	2,520 2,520
WILD BURROS									

* PERMITTEES HOLDING PAID PERMITS ARE NOT COUNTED IN OTHER CATEGORIES
 ** PRIVATE LAND AND WILD HORSE AND BURRO DATA NOT INCLUDED IN TOTALS
 *** INCLUDES PERMIT TYPES 11, 12, 13, 14, 15, 16, 17, 21, 30, 50, 51, 59, 63, 81

U.S. DEPT. OF AGRICULTURE - FOREST SERVICE
ANNUAL GRAZING STATISTICAL REPORT - GRAZING SEASON 1995

NATIONAL GRASSLANDS
REGION 6

	NO. OF PERMITTEES *	CATTLE		HORSES & BURROS		SHEEP & GOATS		TOTAL	
		NO.	HMS AUMS	NO.	HMS AUMS	NO.	HMS AUMS	NO.	HMS AUMS
PERMITTED TO GRAZE **		2,714	31,976 42,150			1,100	1,943 583	3,814	33,919 42,733
AUTHORIZED TO GRAZE PAID PERMITS ***	1	2,534	31,084 41,025			1,100	1,943 583	3,634	33,027 41,608
FREE USE									
PRIVATE LANDS									
CROSSING									
TOTAL AUTHORIZED **	1	2,534	31,084 41,025			1,100	1,943 583	3,634	33,027 41,608
WILD HORSES									
WILD BURROS									

* PERMITTEES HOLDING PAID PERMITS ARE NOT COUNTED IN OTHER CATEGORIES
 ** PRIVATE LAND AND WILD HORSE AND BURRO DATA NOT INCLUDED IN TOTALS
 *** INCLUDES PERMIT TYPES 11, 12, 13, 14, 15, 16, 17, 21, 30, 50, 51, 59, 63, 81

U.S. DEPT. OF AGRICULTURE - FOREST SERVICE
ANNUAL GRAZING STATISTICAL REPORT - GRAZING SEASON 1995

NATIONAL FOREST SYSTEM
REGION 8

	NO. OF PERMITTEES *	CATTLE		HORSES & BURROS		SHEEP & GOATS		TOTAL	
		NO.	HMS AUMS	NO.	HMS AUMS	NO.	HMS AUMS	NO.	HMS AUMS
PERMITTED TO GRAZE **		8,359	55,200 68,108	139	1,487 1,126			8,498	56,687 69,234
AUTHORIZED TO GRAZE PAID PERMITS ***	268	3,810	24,884 29,517	137	1,476 1,113			3,947	26,360 30,630
FREE USE	3	6	183 183					6	183 183
PRIVATE LANDS									
CROSSING									
TOTAL AUTHORIZED **	271	3,816	25,067 29,700	137	1,476 1,113			3,953	26,543 30,813
WILD HORSES				14	164 164			14	164 164
WILD BURROS									

* PERMITTEES HOLDING PAID PERMITS ARE NOT COUNTED IN OTHER CATEGORIES

** PRIVATE LAND AND WILD HORSE AND BURRO DATA NOT INCLUDED IN TOTALS

*** INCLUDES PERMIT TYPES 11, 12, 13, 14, 15, 16, 17, 21, 30, 50, 51, 59, 63, 81

U.S. DEPT. OF AGRICULTURE - FOREST SERVICE
ANNUAL GRAZING STATISTICAL REPORT - GRAZING SEASON 1995

NATIONAL FOREST
REGION 8

	NO. OF PERMITTEES *	CATTLE		HORSES & BURROS		SHEEP & GOATS		TOTAL	
		NO.	HMS AUMS	NO.	HMS AUMS	NO.	HMS AUMS	NO.	HMS AUMS
PERMITTED TO GRAZE **		7,884	51,293 63,143	139	1,487 1,126			8,023	52,780 64,269
AUTHORIZED TO GRAZE PAID PERMITS ***	251	3,275	20,853 24,393	137	1,476 1,113			3,412	22,329 25,506
FREE USE	3	6	183 183					6	183 183
PRIVATE LANDS									
CROSSING									
TOTAL AUTHORIZED **	254	3,281	21,036 24,576	137	1,476 1,113			3,418	22,512 25,689
WILD HORSES				14	164 164			14	164 164
WILD BURROS									

* PERMITTEES HOLDING PAID PERMITS ARE NOT COUNTED IN OTHER CATEGORIES
 ** PRIVATE LAND AND WILD HORSE AND BURRO DATA NOT INCLUDED IN TOTALS
 *** INCLUDES PERMIT TYPES 11, 12, 13, 14, 15, 16, 17, 21, 30, 50, 51, 59, 63, 81

U.S. DEPT. OF AGRICULTURE - FOREST SERVICE
ANNUAL GRAZING STATISTICAL REPORT - GRAZING SEASON 1995

NATIONAL GRASSLANDS
REGION 8

	NO. OF PERMITTEES *	CATTLE		HORSES & BURROS		SHEEP & GOATS		TOTAL	
		NO.	HMS AUMS	NO.	HMS AUMS	NO.	HMS AUMS	NO.	HMS AUMS
PERMITTED TO GRAZE **		1,163	9,098 11,506					1,163	9,098 11,506
AUTHORIZED TO GRAZE PAID PERMITS ***	37	1,138	8,151 10,318					1,138	8,151 10,318
FREE USE									
PRIVATE LANDS									
CROSSING									
TOTAL AUTHORIZED **	37	1,138	8,151 10,318					1,138	8,151 10,318
WILD HORSES									
WILD BURROS									

* PERMITTEES HOLDING PAID PERMITS ARE NOT COUNTED IN OTHER CATEGORIES
 ** PRIVATE LAND AND WILD HORSE AND BURRO DATA NOT INCLUDED IN TOTALS
 *** INCLUDES PERMIT TYPES 11, 12, 13, 14, 15, 16, 17, 21, 30, 50, 51, 59, 63, 81

U.S. DEPT. OF AGRICULTURE - FOREST SERVICE
ANNUAL GRAZING STATISTICAL REPORT - GRAZING SEASON 1995

NATIONAL FOREST SYSTEM
REGION 9

	NO. OF PERMITTEES *	CATTLE		HORSES & BURROS		SHEEP & GOATS		TOTAL	
		NO.	HMS AUMS	NO.	HMS AUMS	NO.	HMS AUMS	NO.	HMS AUMS
PERMITTED TO GRAZE **		5,445	34,675 45,771	55	220 264			5,500	34,895 46,035
AUTHORIZED TO GRAZE PAID PERMITS ***	165	5,425	34,301 45,277	38	187 225			5,463	34,488 45,502
FREE USE									
PRIVATE LANDS									
CROSSING									
TOTAL AUTHORIZED **	165	5,425	34,301 45,277	38	187 225			5,463	34,488 45,502
WILD HORSES									
WILD BURROS									

* PERMITTEES HOLDING PAID PERMITS ARE NOT COUNTED IN OTHER CATEGORIES
 ** PRIVATE LAND AND WILD HORSE AND BURRO DATA NOT INCLUDED IN TOTALS
 *** INCLUDES PERMIT TYPES 11, 12, 13, 14, 15, 16, 17, 21, 30, 50, 51, 59, 63, 81

U.S. DEPT. OF AGRICULTURE - FOREST SERVICE
ANNUAL GRAZING STATISTICAL REPORT - GRAZING SEASON 1995

NATIONAL FOREST
REGION 9


	NO. OF PERMITTEES *	CATTLE		HORSES & BURROS		SHEEP & GOATS		TOTAL	
		NO.	HMS AUMS	NO.	HMS AUMS	NO.	HMS AUMS	NO.	HMS AUMS
PERMITTED TO GRAZE **		5,445	34,675 45,771	55	220 264			5,500	34,895 46,035
AUTHORIZED TO GRAZE PAID PERMITS ***	165	5,425	34,301 45,277	38	187 225			5,463	34,488 45,502
FREE USE									
PRIVATE LANDS									
CROSSING									
TOTAL AUTHORIZED **	165	5,425	34,301 45,277	38	187 225			5,463	34,488 45,502
WILD HORSES									
WILD BURROS									

* PERMITTEES HOLDING PAID PERMITS ARE NOT COUNTED IN OTHER CATEGORIES
 ** PRIVATE LAND AND WILD HORSE AND BURRO DATA NOT INCLUDED IN TOTALS
 *** INCLUDES PERMIT TYPES 11, 12, 13, 14, 15, 16, 17, 21, 30, 50, 51, 59, 63, 81

1995

GRAZING STATISTICAL SUMMARY

STATE SUMMARY



U.S. DEPT. OF AGRICULTURE - FOREST SERVICE
ANNUAL GRAZING STATISTICAL REPORT - GRAZING SEASON 1995

NATIONAL FOREST
ALABAMA

	NO. OF PERMITTEES *	CATTLE		HORSES & BURROS		SHEEP & GOATS		TOTAL	
		NO.	HMS AUMS	NO.	HMS AUMS	NO.	HMS AUMS	NO.	HMS AUMS
PERMITTED TO GRAZE **		96	749 749					96	749 749
AUTHORIZED TO GRAZE PAID PERMITS ***	4	96	749 749					96	749 749
FREE USE									
PRIVATE LANDS									
CROSSING									
TOTAL AUTHORIZED **	4	96	749 749					96	749 749
WILD HORSES									
WILD BURROS									

* PERMITTEES HOLDING PAID PERMITS ARE NOT COUNTED IN OTHER CATEGORIES
 ** PRIVATE LAND AND WILD HORSE AND BURRO DATA NOT INCLUDED IN TOTALS
 *** INCLUDES PERMIT TYPES 11, 12, 13, 14, 15, 16, 17, 21, 30, 50, 51, 59, 63, 81

U.S. DEPT. OF AGRICULTURE - FOREST SERVICE
ANNUAL GRAZING STATISTICAL REPORT - GRAZING SEASON 1995

NATIONAL FOREST
ARIZONA

	NO. OF PERMITTEES *	CATTLE		HORSES & BURROS		SHEEP & GOATS		TOTAL	
		NO.	HMS AUMS	NO.	HMS AUMS	NO.	HMS AUMS	NO.	HMS AUMS
PERMITTED TO GRAZE **		139,979	1,220,457 1,488,218	339	3,402 4,049	28,572	97,978 19,797	168,890	1,321,837 1,512,064
AUTHORIZED TO GRAZE PAID PERMITS ***	486	120,484	936,646 1,122,912	765	8,043 9,614	14,566	58,253 11,651	135,815	1,002,942 1,144,177
FREE USE	2			20	244 292			20	244 292
PRIVATE LANDS		2,847	18,723 23,218	146	1,718 2,038		1,827 365	2,993	22,268 25,621
CROSSING	2			14	4 5	5,764	3,093 819	5,778	3,097 824
TOTAL AUTHORIZED **	490	120,484	936,646 1,122,912	799	8,291 9,911	20,330	61,346 12,470	141,613	1,006,283 1,145,293
WILD HORSES				21	256 256			21	256 256
WILD BURROS				22	264 264			22	264 264

* PERMITTEES HOLDING PAID PERMITS ARE NOT COUNTED IN OTHER CATEGORIES

** PRIVATE LAND AND WILD HORSE AND BURRO DATA NOT INCLUDED IN TOTALS

*** INCLUDES PERMIT TYPES 11, 12, 13, 14, 15, 16, 17, 21, 30, 50, 51, 59, 63, 81

U.S. DEPT. OF AGRICULTURE - FOREST SERVICE
ANNUAL GRAZING STATISTICAL REPORT - GRAZING SEASON 1995

NATIONAL FOREST
ARKANSAS

	NO. OF PERMITTEES *	CATTLE		HORSES & BURROS		SHEEP & GOATS		TOTAL	
		NO.	HMS AUMS	NO.	HMS AUMS	NO.	HMS AUMS	NO.	HMS AUMS
PERMITTED TO GRAZE **		3,816	21,110 27,673	5	28 34			3,821	21,138 27,707
AUTHORIZED TO GRAZE PAID PERMITS ***	119	3,760	20,114 26,365	5	28 34			3,765	20,142 26,399
FREE USE	1	9	45 53					9	45 53
PRIVATE LANDS									
CROSSING									
TOTAL AUTHORIZED **	120	3,769	20,159 26,418	5	28 34			3,774	20,187 26,452
WILD HORSES									
WILD BURROS									

* PERMITTEES HOLDING PAID PERMITS ARE NOT COUNTED IN OTHER CATEGORIES
 ** PRIVATE LAND AND WILD HORSE AND BURRO DATA NOT INCLUDED IN TOTALS
 *** INCLUDES PERMIT TYPES 11, 12, 13, 14, 15, 16, 17, 21, 30, 50, 51, 59, 63, 81

U.S. DEPT. OF AGRICULTURE - FOREST SERVICE
ANNUAL GRAZING STATISTICAL REPORT - GRAZING SEASON 1995

NATIONAL FOREST SYSTEM
CALIFORNIA

	NO. OF PERMITTEES *	CATTLE		HORSES & BURROS		SHEEP & GOATS		TOTAL	
		NO.	HMS AUMS	NO.	HMS AUMS	NO.	HMS AUMS	NO.	HMS AUMS
PERMITTED TO GRAZE **		85,655	389,780 498,808	732	4,634 5,531	48,913	167,112 50,024	135,300	561,526 554,363
AUTHORIZED TO GRAZE PAID PERMITS ***	626	71,012	316,144 405,811	611	3,482 4,148	34,310	122,846 32,328	105,933	442,472 442,287
FREE USE	17	276	2,981 3,920	94	1,081 1,297		200 60	370	4,262 5,277
PRIVATE LANDS	20	6,127	29,315 37,050			1,599	6,929 2,073	7,726	36,244 39,123
CROSSING							1,500 450		1,500 450
TOTAL AUTHORIZED **	643	71,288	319,125 409,731	705	4,563 5,445	34,310	124,546 32,838	106,303	448,234 448,014
WILD HORSES				513	5,196 5,196			513	5,196 5,196
WILD BURROS				120	1,440 1,440			120	1,440 1,440

* PERMITTEES HOLDING PAID PERMITS ARE NOT COUNTED IN OTHER CATEGORIES
 ** PRIVATE LAND AND WILD HORSE AND BURRO DATA NOT INCLUDED IN TOTALS
 *** INCLUDES PERMIT TYPES 11, 12, 13, 14, 15, 16, 17, 21, 30, 50, 51, 59, 63, 81

U.S. DEPT. OF AGRICULTURE - FOREST SERVICE
ANNUAL GRAZING STATISTICAL REPORT - GRAZING SEASON 1995

NATIONAL FOREST
CALIFORNIA

	NO. OF PERMITTEES *	CATTLE		HORSES & BURROS		SHEEP & GOATS		TOTAL	
		NO.	HMS AUMS	NO.	HMS AUMS	NO.	HMS AUMS	NO.	HMS AUMS
PERMITTED TO GRAZE **		85,286	387,898 496,324	732	4,634 5,531	48,913	167,112 50,024	134,931	559,644 551,879
AUTHORIZED TO GRAZE PAID PERMITS ***	625	70,643	314,262 403,327	611	3,482 4,148	34,310	122,846 32,328	105,564	440,590 439,803
FREE USE	17	276	2,981 3,920	94	1,081 1,297		200 60	370	4,262 5,277
PRIVATE LANDS	20	6,127	29,315 37,050			1,599	6,929 2,073	7,726	36,244 39,123
CROSSING							1,500 450		1,500 450
TOTAL AUTHORIZED **	642	70,919	317,243 407,247	705	4,563 5,445	34,310	124,546 32,838	105,934	446,352 445,530
WILD HORSES				513	5,196 5,196			513	5,196 5,196
WILD BURROS				120	1,440 1,440			120	1,440 1,440

* PERMITTEES HOLDING PAID PERMITS ARE NOT COUNTED IN OTHER CATEGORIES

** PRIVATE LAND AND WILD HORSE AND BURRO DATA NOT INCLUDED IN TOTALS

*** INCLUDES PERMIT TYPES 11, 12, 13, 14, 15, 16, 17, 21, 30, 50, 51, 59, 63, 81

U.S. DEPT. OF AGRICULTURE - FOREST SERVICE
ANNUAL GRAZING STATISTICAL REPORT - GRAZING SEASON 1995

NATIONAL GRASSLANDS
CALIFORNIA

	NO. OF PERMITTEES *	CATTLE		HORSES & BURROS		SHEEP & GOATS		TOTAL	
		NO.	HMS AUMS	NO.	HMS AUMS	NO.	HMS AUMS	NO.	HMS AUMS
PERMITTED TO GRAZE **		369	1,882 2,484					369	1,882 2,484
AUTHORIZED TO GRAZE PAID PERMITS ***	1	369	1,882 2,484					369	1,882 2,484
FREE USE									
PRIVATE LANDS									
CROSSING									
TOTAL AUTHORIZED **	1	369	1,882 2,484					369	1,882 2,484
WILD HORSES									
WILD BURROS									

* PERMITTEES HOLDING PAID PERMITS ARE NOT COUNTED IN OTHER CATEGORIES

** PRIVATE LAND AND WILD HORSE AND BURRO DATA NOT INCLUDED IN TOTALS

*** INCLUDES PERMIT TYPES 11, 12, 13, 14, 15, 16, 17, 21, 30, 50, 51, 59, 63, 81

U.S. DEPT. OF AGRICULTURE - FOREST SERVICE
ANNUAL GRAZING STATISTICAL REPORT - GRAZING SEASON 1995

NATIONAL FOREST SYSTEM
COLORADO

	NO. OF PERMITTEES *	CATTLE		HORSES & BURROS		SHEEP & GOATS		TOTAL	
		NO.	HMS AUMS	NO.	HMS AUMS	NO.	HMS AUMS	NO.	HMS AUMS
PERMITTED TO GRAZE **		172,867	675,496 842,658	919	3,307 3,976	211,176	537,533 159,800	384,962	1,216,336 1,006,434
AUTHORIZED TO GRAZE PAID PERMITS ***	926	166,563	642,608 793,620	890	3,143 3,765	197,388	488,228 145,955	364,841	1,133,979 943,340
FREE USE	2			126	1,489 1,786			126	1,489 1,786
PRIVATE LANDS	7	2,739	12,302 14,401			195	1,291 388	2,934	13,593 14,789
CROSSING							200 60		200 60
TOTAL AUTHORIZED **	928	166,563	642,608 793,620	1,016	4,632 5,551	197,388	488,428 146,015	364,967	1,135,668 945,186
WILD HORSES									
WILD BURROS									

* PERMITTEES HOLDING PAID PERMITS ARE NOT COUNTED IN OTHER CATEGORIES
 ** PRIVATE LAND AND WILD HORSE AND BURRO DATA NOT INCLUDED IN TOTALS
 *** INCLUDES PERMIT TYPES 11, 12, 13, 14, 15, 16, 17, 21, 30, 50, 51, 59, 63, 81

U.S. DEPT. OF AGRICULTURE - FOREST SERVICE
ANNUAL GRAZING STATISTICAL REPORT - GRAZING SEASON 1995

NATIONAL FOREST
COLORADO

	NO. OF PERMITTEES *	CATTLE		HORSES & BURROS		SHEEP & GOATS		TOTAL	
		NO.	HMS AUMS	NO.	HMS AUMS	NO.	HMS AUMS	NO.	HMS AUMS
PERMITTED TO GRAZE **		149,607	547,750 683,694	916	3,270 3,932	211,176	537,533 159,800	361,699	1,088,553 847,426
AUTHORIZED TO GRAZE PAID PERMITS ***	903	143,371	513,827 634,204	890	3,143 3,765	197,388	488,228 145,955	341,649	1,005,198 783,924
FREE USE	1			123	1,452 1,742			123	1,452 1,742
PRIVATE LANDS	3	1,303	4,985 6,029			195	1,291 388	1,498	6,276 6,417
CROSSING							200 60		200 60
TOTAL AUTHORIZED **	904	143,371	513,827 634,204	1,013	4,597 5,507	197,388	488,428 146,015	341,772	1,006,850 785,726
WILD HORSES									
WILD BURROS									

* PERMITTEES HOLDING PAID PERMITS ARE NOT COUNTED IN OTHER CATEGORIES

** PRIVATE LAND AND WILD HORSE AND BURRO DATA NOT INCLUDED IN TOTALS

*** INCLUDES PERMIT TYPES 11, 12, 13, 14, 15, 16, 17, 21, 30, 50, 51, 59, 63, 81

U.S. DEPT. OF AGRICULTURE - FOREST SERVICE
ANNUAL GRAZING STATISTICAL REPORT - GRAZING SEASON 1995

NATIONAL GRASSLANDS
COLORADO

	NO. OF PERMITTEES *	CATTLE		HORSES & BURROS		SHEEP & GOATS		TOTAL	
		NO.	HMS AUMS	NO.	HMS AUMS	NO.	HMS AUMS	NO.	HMS AUMS
PERMITTED TO GRAZE **		23,260	127,746 158,964	3	37 44			23,263	127,783 159,008
AUTHORIZED TO GRAZE PAID PERMITS ***	23	23,192	128,781 159,416					23,192	128,781 159,416
FREE USE	1			3	37 44			3	37 44
PRIVATE LANDS	4	1,436	7,317 8,372					1,436	7,317 8,372
CROSSING									
TOTAL AUTHORIZED **	24	23,192	128,781 159,416	3	37 44			23,195	128,818 159,460
WILD HORSES									
WILD BURROS									

* PERMITTEES HOLDING PAID PERMITS ARE NOT COUNTED IN OTHER CATEGORIES
 ** PRIVATE LAND AND WILD HORSE AND BURRO DATA NOT INCLUDED IN TOTALS
 *** INCLUDES PERMIT TYPES 11, 12, 13, 14, 15, 16, 17, 21, 30, 50, 51, 59, 63, 81

U.S. DEPT. OF AGRICULTURE - FOREST SERVICE
 ANNUAL GRAZING STATISTICAL REPORT - GRAZING SEASON 1995

NATIONAL FOREST
 FLORIDA

	NO. OF PERMITTEES *	CATTLE		HORSES & BURROS		SHEEP & GOATS		TOTAL	
		NO.	HMS AUMS	NO.	HMS AUMS	NO.	HMS AUMS	NO.	HMS AUMS
PERMITTED TO GRAZE **		565	6,874 6,929					565	6,874 6,929
AUTHORIZED TO GRAZE PAID PERMITS ***	3	565	6,874 6,929					565	6,874 6,929
FREE USE									
PRIVATE LANDS									
CROSSING									
TOTAL AUTHORIZED **	3	565	6,874 6,929					565	6,874 6,929
WILD HORSES									
WILD BURROS									

* PERMITTEES HOLDING PAID PERMITS ARE NOT COUNTED IN OTHER CATEGORIES
 ** PRIVATE LAND AND WILD HORSE AND BURRO DATA NOT INCLUDED IN TOTALS
 *** INCLUDES PERMIT TYPES 11, 12, 13, 14, 15, 16, 17, 21, 30, 50, 51, 59, 63, 81

U.S. DEPT. OF AGRICULTURE - FOREST SERVICE
ANNUAL GRAZING STATISTICAL REPORT - GRAZING SEASON 1995

NATIONAL FOREST
GEORGIA

	NO. OF PERMITTEES *	CATTLE		HORSES & BURROS		SHEEP & GOATS		TOTAL	
		NO.	HMS AUMS	NO.	HMS AUMS	NO.	HMS AUMS	NO.	HMS AUMS
PERMITTED TO GRAZE **		436	5,940 5,940					436	5,940 5,940
AUTHORIZED TO GRAZE PAID PERMITS ***	15	401	5,029 5,029					401	5,029 5,029
FREE USE	2	6	183 183					6	183 183
PRIVATE LANDS									
CROSSING									
TOTAL AUTHORIZED **	17	407	5,212 5,212					407	5,212 5,212
WILD HORSES				14	164 164			14	164 164
WILD BURROS									

* PERMITTEES HOLDING PAID PERMITS ARE NOT COUNTED IN OTHER CATEGORIES
 ** PRIVATE LAND AND WILD HORSE AND BURRO DATA NOT INCLUDED IN TOTALS
 *** INCLUDES PERMIT TYPES 11, 12, 13, 14, 15, 16, 17, 21, 30, 50, 51, 59, 63, 81

U.S. DEPT. OF AGRICULTURE - FOREST SERVICE
ANNUAL GRAZING STATISTICAL REPORT - GRAZING SEASON 1995

NATIONAL FOREST SYSTEM
IDAHO

	NO. OF PERMITTEES *	CATTLE		HORSES & BURROS		SHEEP & GOATS		TOTAL	
		NO.	HMS AUMS	NO.	HMS AUMS	NO.	HMS AUMS	NO.	HMS AUMS
PERMITTED TO GRAZE **		126,545	480,398 628,837	1,471	5,613 6,729	228,099	723,062 212,100	356,115	1,209,073 847,666
AUTHORIZED TO GRAZE PAID PERMITS ***	1,054	117,395	432,059 563,940	1,546	5,662 6,784	196,735	511,627 148,304	315,676	949,348 719,028
FREE USE	3			17	128 153	2,110	9,331 2,414	2,127	9,459 2,567
PRIVATE LANDS	21	2,836	14,563 19,227			555	4,502 1,216	3,391	19,065 20,443
CROSSING						8,425	1,308 340	8,425	1,308 340
TOTAL AUTHORIZED **	1,057	117,395	432,059 563,940	1,563	5,790 6,937	207,270	522,266 151,058	326,228	960,115 721,935
WILD HORSES									
WILD BURROS									

* PERMITTEES HOLDING PAID PERMITS ARE NOT COUNTED IN OTHER CATEGORIES
 ** PRIVATE LAND AND WILD HORSE AND BURRO DATA NOT INCLUDED IN TOTALS
 *** INCLUDES PERMIT TYPES 11, 12, 13, 14, 15, 16, 17, 21, 30, 50, 51, 59, 63, 81

U.S. DEPT. OF AGRICULTURE - FOREST SERVICE
ANNUAL GRAZING STATISTICAL REPORT - GRAZING SEASON 1995

NATIONAL FOREST
IDAHO

	NO. OF PERMITTEES *	CATTLE		HORSES & BURROS		SHEEP & GOATS		TOTAL	
		NO.	HMS ALMS	NO.	HMS ALMS	NO.	HMS ALMS	NO.	HMS ALMS
PERMITTED TO GRAZE **		122,319	458,393 599,790	1,471	5,613 6,729	228,099	723,062 212,100	351,889	1,187,068 818,619
AUTHORIZED TO GRAZE PAID PERMITS ***	1,052	113,169	410,054 534,893	1,546	5,662 6,784	196,735	511,627 148,304	311,450	927,343 689,981
FREE USE	3			17	128 153	2,110	9,331 2,414	2,127	9,459 2,567
PRIVATE LANDS	21	2,836	14,563 19,227			555	4,502 1,216	3,391	19,065 20,443
CROSSING						8,425	1,308 340	8,425	1,308 340
TOTAL AUTHORIZED **	1,055	113,169	410,054 534,893	1,563	5,790 6,937	207,270	522,266 151,058	322,002	938,110 692,888
WILD HORSES									
WILD BURROS									

* PERMITTEES HOLDING PAID PERMITS ARE NOT COUNTED IN OTHER CATEGORIES
 ** PRIVATE LAND AND WILD HORSE AND BURRO DATA NOT INCLUDED IN TOTALS
 *** INCLUDES PERMIT TYPES 11, 12, 13, 14, 15, 16, 17, 21, 30, 50, 51, 59, 63, 81

U.S. DEPT. OF AGRICULTURE - FOREST SERVICE
 ANNUAL GRAZING STATISTICAL REPORT - GRAZING SEAS 1995

NATIONAL GRASSLANDS
 IDAHO

	NO. OF PERMITTEES *	CATTLE		HORSES & BURROS		SHEEP & GOATS		TOTAL	
		NO.	HMS AUMS	NO.	HMS AUMS	NO.	HMS AUMS	NO.	HMS AUMS
PERMITTED TO GRAZE **		4,226	22,005 29,047					4,226	22,005 29,047
AUTHORIZED TO GRAZE PAID PERMITS ***	2	4,226	22,005 29,047					4,226	22,005 29,047
FREE USE									
PRIVATE LANDS									
CROSSING									
TOTAL AUTHORIZED **	2	4,226	22,005 29,047					4,226	22,005 29,047
WILD HORSES									
WILD BURROS									

* PERMITTEES HOLDING PAID PERMITS ARE NOT COUNTED IN OTHER CATEGORIES
 ** PRIVATE LAND AND WILD HORSE AND BURRO DATA NOT INCLUDED IN TOTALS
 *** INCLUDES PERMIT TYPES 11, 12, 13, 14, 15, 16, 17, 21, 30, 50, 51, 59, 63, 81

U.S. DEPT. OF AGRICULTURE - FOREST SERVICE
ANNUAL GRAZING STATISTICAL REPORT - GRAZING SEASON 1995

NATIONAL FOREST
ILLINOIS

	NO. OF PERMITTEES *	CATTLE		HORSES & BURROS		SHEEP & GOATS		TOTAL	
		NO.	HMS AUMS	NO.	HMS AUMS	NO.	HMS AUMS	NO.	HMS AUMS
PERMITTED TO GRAZE **		23	120 158					23	120 158
AUTHORIZED TO GRAZE PAID PERMITS ***	1	23	117 154					23	117 154
FREE USE									
PRIVATE LANDS									
CROSSING									
TOTAL AUTHORIZED **	1	23	117 154					23	117 154
WILD HORSES									
WILD BURROS									

* PERMITTEES HOLDING PAID PERMITS ARE NOT COUNTED IN OTHER CATEGORIES
 ** PRIVATE LAND AND WILD HORSE AND BURRO DATA NOT INCLUDED IN TOTALS
 *** INCLUDES PERMIT TYPES 11, 12, 13, 14, 15, 16, 17, 21, 30, 50, 51, 59, 63, 81

U.S. DEPT. OF AGRICULTURE - FOREST SERVICE
ANNUAL GRAZING STATISTICAL REPORT - GRAZING SEASON 1995

NATIONAL GRASSLANDS
KANSAS

	NO. OF PERMITTEES *	CATTLE		HORSES & BURROS		SHEEP & GOATS		TOTAL	
		NO.	HMS AUMS	NO.	HMS AUMS	NO.	HMS AUMS	NO.	HMS AUMS
PERMITTED TO GRAZE **		5,690	34,900 41,735					5,690	34,900 41,735
AUTHORIZED TO GRAZE PAID PERMITS ***	1	5,239	29,069 34,388					5,239	29,069 34,388
FREE USE									
PRIVATE LANDS									
CROSSING									
TOTAL AUTHORIZED **	1	5,239	29,069 34,388					5,239	29,069 34,388
WILD HORSES									
WILD BURROS									

* PERMITTEES HOLDING PAID PERMITS ARE NOT COUNTED IN OTHER CATEGORIES

** PRIVATE LAND AND WILD HORSE AND BURRO DATA NOT INCLUDED IN TOTALS

*** INCLUDES PERMIT TYPES 11, 12, 13, 14, 15, 16, 17, 21, 30, 50, 51, 59, 63, 81

U.S. DEPT. OF AGRICULTURE - FOREST SERVICE
ANNUAL GRAZING STATISTICAL REPORT - GRAZING SEASON 1995

NATIONAL FOREST
KENTUCKY

	NO. OF PERMITTEES *	CATTLE		HORSES & BURROS		SHEEP & GOATS		TOTAL	
		NO.	HMS AUMS	NO.	HMS AUMS	NO.	HMS AUMS	NO.	HMS AUMS
PERMITTED TO GRAZE **		29	167 167					29	167 167
AUTHORIZED TO GRAZE PAID PERMITS ***	2	29	167 167					29	167 167
FREE USE									
PRIVATE LANDS									
CROSSING									
TOTAL AUTHORIZED **	2	29	167 167					29	167 167
WILD HORSES									
WILD BURROS									

* PERMITTEES HOLDING PAID PERMITS ARE NOT COUNTED IN OTHER CATEGORIES
 ** PRIVATE LAND AND WILD HORSE AND BURRO DATA NOT INCLUDED IN TOTALS
 *** INCLUDES PERMIT TYPES 11, 12, 13, 14, 15, 16, 17, 21, 30, 50, 51, 59, 63, 81

U.S. DEPT. OF AGRICULTURE - FOREST SERVICE
ANNUAL GRAZING STATISTICAL REPORT - GRAZING SEASON 1995

NATIONAL FOREST
LOUISIANA

	NO. OF PERMITTEES *	CATTLE		HORSES & BURROS		SHEEP & GOATS		TOTAL	
		NO.	HMS AUMS	NO.	HMS AUMS	NO.	HMS AUMS	NO.	HMS AUMS
PERMITTED TO GRAZE **		1,845	16,753 21,072			1,845	16,753 21,072		
AUTHORIZED TO GRAZE PAID PERMITS ***	36	1,020	8,597 10,532			1,020	8,597 10,532		
FREE USE									
PRIVATE LANDS									
CROSSING									
TOTAL AUTHORIZED **	36	1,020	8,597 10,532			1,020	8,597 10,532		
WILD HORSES									
WILD BURROS									

* PERMITTEES HOLDING PAID PERMITS ARE NOT COUNTED IN OTHER CATEGORIES
 ** PRIVATE LAND AND WILD HORSE AND BURRO DATA NOT INCLUDED IN TOTALS
 *** INCLUDES PERMIT TYPES 11, 12, 13, 14, 15, 16, 17, 21, 30, 50, 51, 59, 63, 81

U.S. DEPT. OF AGRICULTURE - FOREST SERVICE
ANNUAL GRAZING STATISTICAL REPORT - GRAZING SEASON 1995

NATIONAL FOREST
MICHIGAN

	NO. OF PERMITTEES *	CATTLE		HORSES & BURROS		SHEEP & GOATS		TOTAL	
		NO.	HMS AUMS	NO.	HMS AUMS	NO.	HMS AUMS	NO.	HMS AUMS
PERMITTED TO GRAZE **		286	1,430 1,888					286	1,430 1,888
AUTHORIZED TO GRAZE PAID PERMITS ***	4	284	1,421 1,876					284	1,421 1,876
FREE USE									
PRIVATE LANDS									
CROSSING									
TOTAL AUTHORIZED **	4	284	1,421 1,876					284	1,421 1,876
WILD HORSES									
WILD BURROS									

* PERMITTEES HOLDING PAID PERMITS ARE NOT COUNTED IN OTHER CATEGORIES
 ** PRIVATE LAND AND WILD HORSE AND BURRO DATA NOT INCLUDED IN TOTALS
 *** INCLUDES PERMIT TYPES 11, 12, 13, 14, 15, 16, 17, 21, 30, 50, 51, 59, 63, 81

U.S. DEPT. OF AGRICULTURE - FOREST SERVICE
 ANNUAL GRAZING STATISTICAL REPORT - GRAZING SEASON 1995

NATIONAL FOREST
 MINNESOTA

	NO. OF PERMITTEES *	CATTLE		HORSES & BURROS		SHEEP & GOATS		TOTAL	
		NO.	HMS AUMS	NO.	HMS AUMS	NO.	HMS AUMS	NO.	HMS AUMS
PERMITTED TO GRAZE **		8	40 53			8	40 53	8	40 53
AUTHORIZED TO GRAZE PAID PERMITS ***	2	8	40 53			8	40 53	8	40 53
FREE USE									
PRIVATE LANDS									
CROSSING									
TOTAL AUTHORIZED **	2	8	40 53			8	40 53	8	40 53
WILD HORSES									
WILD BURROS									

* PERMITTEES HOLDING PAID PERMITS ARE NOT COUNTED IN OTHER CATEGORIES
 ** PRIVATE LAND AND WILD HORSE AND BURRO DATA NOT INCLUDED IN TOTALS
 *** INCLUDES PERMIT TYPES 11, 12, 13, 14, 15, 16, 17, 21, 30, 50, 51, 59, 63, 81

U.S. DEPT. OF AGRICULTURE - FOREST SERVICE
 ANNUAL GRAZING STATISTICAL REPORT - GRAZING SEASON 1995

NATIONAL FOREST
 MISSISSIPPI

	NO. OF PERMITTEES *	CATTLE		HORSES & BURROS		SHEEP & GOATS		TOTAL	
		NO.	HMS ALMS	NO.	HMS ALMS	NO.	HMS ALMS	NO.	HMS ALMS
PERMITTED TO GRAZE **		12	84 111					12	84 111
AUTHORIZED TO GRAZE PAID PERMITS ***	1								
FREE USE									
PRIVATE LANDS									
CROSSING									
TOTAL AUTHORIZED **	1								
WILD HORSES									
WILD BURROS									

* PERMITTEES HOLDING PAID PERMITS ARE NOT COUNTED IN OTHER CATEGORIES

** PRIVATE LAND AND WILD HORSE AND BURRO DATA NOT INCLUDED IN TOTALS

*** INCLUDES PERMIT TYPES 11, 12, 13, 14, 15, 17, 21, 30, 50, 51, 59, 63, 81

U.S. DEPT. OF AGRICULTURE - FOREST SERVICE
ANNUAL GRAZING STATISTICAL REPORT - GRAZING SEASON 1995

NATIONAL FOREST
MISSOURI

	NO. OF PERMITTEES *	CATTLE		HORSES & BURROS		SHEEP & GOATS		TOTAL	
		NO.	HMS AUMS	NO.	HMS AUMS	NO.	HMS AUMS	NO.	HMS AUMS
PERMITTED TO GRAZE **		2,634	20,500 27,060					2,634	20,500 27,060
AUTHORIZED TO GRAZE PAID PERMITS ***	92	2,634	20,279 26,768					2,634	20,279 26,768
FREE USE									
PRIVATE LANDS									
CROSSING									
TOTAL AUTHORIZED **	92	2,634	20,279 26,768					2,634	20,279 26,768
WILD HORSES									
WILD BURROS									

* PERMITTEES HOLDING PAID PERMITS ARE NOT COUNTED IN OTHER CATEGORIES
 ** PRIVATE LAND AND WILD HORSE AND BURRO DATA NOT INCLUDED IN TOTALS
 *** INCLUDES PERMIT TYPES 11, 12, 13, 14, 15, 16, 17, 21, 30, 50, 51, 59, 63, 81

U.S. DEPT. OF AGRICULTURE - FOREST SERVICE
ANNUAL GRAZING STATISTICAL REPORT - GRAZING SEASON 1995

NATIONAL FOREST
MONTANA

	NO. OF PERMITTEES *	CATTLE		HORSES & BURROS		SHEEP & GOATS		TOTAL	
		NO.	HMS AUMS	NO.	HMS AUMS	NO.	HMS AUMS	NO.	HMS AUMS
PERMITTED TO GRAZE **		121,113	460,123 590,987	3,037	9,356 11,219	27,375	65,481 19,092	151,525	534,960 621,298
AUTHORIZED TO GRAZE PAID PERMITS ***	1,077	115,771	432,156 547,915	2,557	6,845 8,205	20,148	50,591 14,921	138,476	489,592 571,041
FREE USE	12	1,517	120 158	251	2,452 2,942		60 18	1,768	2,632 3,118
PRIVATE LANDS	25	8,821	31,332 40,107	85	349 419	1,406	4,026 1,208	10,312	35,707 41,734
CROSSING	1	1,736	234 281	190	6 8			1,926	240 289
TOTAL AUTHORIZED **	1,090	119,024	432,510 548,354	2,998	9,303 11,155	20,148	50,651 14,939	142,170	492,464 574,448
WILD HORSES				35	350 350			35	350 350
WILD BURROS									

* PERMITTEES HOLDING PAID PERMITS ARE NOT COUNTED IN OTHER CATEGORIES

** PRIVATE LAND AND WILD HORSE AND BURRO DATA NOT INCLUDED IN TOTALS

*** INCLUDES PERMIT TYPES 11, 12, 13, 14, 15, 16, 17, 21, 30, 50, 51, 59, 63, 81

U.S. DEPT. OF AGRICULTURE - FOREST SERVICE
ANNUAL GRAZING STATISTICAL REPORT - GRAZING SEASON 1995

NATIONAL FOREST SYSTEM
NEBRASKA

	NO. OF PERMITTEES *	CATTLE		HORSES & BURROS		SHEEP & GOATS		TOTAL	
		NO.	HMS AUMS	NO.	HMS AUMS	NO.	HMS AUMS	NO.	HMS AUMS
PERMITTED TO GRAZE **		19,370	98,127 127,788	4	8 10			19,374	98,135 127,798
AUTHORIZED TO GRAZE PAID PERMITS ***	93	19,826	95,785 124,866	4	8 10			19,830	95,793 124,876
FREE USE									
PRIVATE LANDS		18	92 122					18	92 122
CROSSING									
TOTAL AUTHORIZED **	93	19,826	95,785 124,866	4	8 10			19,830	95,793 124,876
WILD HORSES									
WILD BURROS									

* PERMITTEES HOLDING PAID PERMITS ARE NOT COUNTED IN OTHER CATEGORIES
 ** PRIVATE LAND AND WILD HORSE AND BURRO DATA NOT INCLUDED IN TOTALS
 *** INCLUDES PERMIT TYPES 11, 12, 13, 14, 15, 16, 17, 21, 30, 50, 51, 59, 63, 81

U.S. DEPT. OF AGRICULTURE - FOREST SERVICE
ANNUAL GRAZING STATISTICAL REPORT - GRAZING SEASON 1995

NATIONAL FOREST
NEBRASKA

	NO. OF PERMITTEES *	CATTLE		HORSES & BURROS		SHEEP & GOATS		TOTAL	
		NO.	HMS AUMS	NO.	HMS AUMS	NO.	HMS AUMS	NO.	HMS AUMS
PERMITTED TO GRAZE **		15,165	76,958 99,946	4	8 10			15,169	76,966 99,956
AUTHORIZED TO GRAZE PAID PERMITS ***	91	15,621	74,616 97,024	4	8 10			15,625	74,624 97,034
FREE USE									
PRIVATE LANDS		18	92 122					18	92 122
CROSSING									
TOTAL AUTHORIZED **	91	15,621	74,616 97,024	4	8 10			15,625	74,624 97,034
WILD HORSES									
WILD BURROS									

* PERMITTEES HOLDING PAID PERMITS ARE NOT COUNTED IN OTHER CATEGORIES
 ** PRIVATE LAND AND WILD HORSE AND BURRO DATA NOT INCLUDED IN TOTALS
 *** INCLUDES PERMIT TYPES 11, 12, 13, 14, 15, 16, 17, 21, 30, 50, 51, 59, 63, 81

U.S. DEPT. OF AGRICULTURE - FOREST SERVICE
ANNUAL GRAZING STATISTICAL REPORT - GRAZING SEASON 1995

NATIONAL GRASSLANDS
NEBRASKA

	NO. OF PERMITTEES *	CATTLE		HORSES & BURROS		SHEEP & GOATS		TOTAL	
		NO.	HMS AUMS	NO.	HMS AUMS	NO.	HMS AUMS	NO.	HMS AUMS
PERMITTED TO GRAZE **		4,205	21,169 27,842					4,205	21,169 27,842
AUTHORIZED TO GRAZE PAID PERMITS ***	2	4,205	21,169 27,842					4,205	21,169 27,842
FREE USE									
PRIVATE LANDS									
CROSSING									
TOTAL AUTHORIZED **	2	4,205	21,169 27,842					4,205	21,169 27,842
WILD HORSES									
WILD BURROS									

* PERMITTEES HOLDING PAID PERMITS ARE NOT COUNTED IN OTHER CATEGORIES
 ** PRIVATE LAND AND WILD HORSE AND BURRO DATA NOT INCLUDED IN TOTALS
 *** INCLUDES PERMIT TYPES 11, 12, 13, 14, 15, 16, 17, 21, 30, 50, 51, 59, 63, 81

U.S. DEPT. OF AGRICULTURE - FOREST SERVICE
ANNUAL GRAZING STATISTICAL REPORT - GRAZING SEASON 1995

NATIONAL FOREST
NEVADA

	NO. OF PERMITTEES *	CATTLE		HORSES & BURROS		SHEEP & GOATS		TOTAL	
		NO.	HMS AUMS	NO.	HMS AUMS	NO.	HMS AUMS	NO.	HMS AUMS
PERMITTED TO GRAZE **		51,379	196,012 254,790	105	419 502	64,060	212,807 61,143	115,544	409,238 316,435
AUTHORIZED TO GRAZE PAID PERMITS ***	160	48,266	168,005 210,079	67	269 324	58,693	170,146 47,867	107,026	338,420 258,270
FREE USE									
PRIVATE LANDS		1,010	3,166 3,779	5	15 18	1,834	5,932 1,780	2,849	9,113 5,577
CROSSING									
TOTAL AUTHORIZED **	160	48,266	168,005 210,079	67	269 324	58,693	170,146 47,867	107,026	338,420 258,270
WILD HORSES				1,036	12,432 12,432			1,036	12,432 12,432
WILD BURROS									

* PERMITTEES HOLDING PAID PERMITS ARE NOT COUNTED IN OTHER CATEGORIES

** PRIVATE LAND AND WILD HORSE AND BURRO DATA NOT INCLUDED IN TOTALS

*** INCLUDES PERMIT TYPES 11, 12, 13, 14, 15, 16, 17, 21, 30, 50, 51, 59, 63, 81

U.S. DEPT. OF AGRICULTURE - FOREST SERVICE
ANNUAL GRAZING STATISTICAL REPORT - GRAZING SEASON 1995

NATIONAL FOREST SYSTEM
NEW MEXICO

	NO. OF PERMITTEES *	CATTLE		HORSES & BURROS		SHEEP & GOATS NO.	TOTAL		
		NO.	HMS AUMS	NO.	HMS AUMS		NO.	HMS AUMS	
PERMITTED TO GRAZE **		93,841	779,965 930,942	419	5,431 6,511	14,247	89,784 23,739	108,507	875,180 961,192
AUTHORIZED TO GRAZE PAID PERMITS ***	1,085	82,247	651,942 793,271	392	4,354 5,220	12,543	65,531 17,483	95,182	721,827 815,974
FREE USE	1	30	153 202	20	835 1,002			50	988 1,204
PRIVATE LANDS	3	2,841	22,208 26,237	118	1,412 1,694			2,959	23,621 27,931
CROSSING									
TOTAL AUTHORIZED **	1,086	82,277	652,095 793,473	412	5,189 6,222	12,543	65,531 17,483	95,232	722,815 817,178
WILD HORSES				211	2,532 2,532			211	2,532 2,532
WILD BURROS									

* PERMITTEES HOLDING PAID PERMITS ARE NOT COUNTED IN OTHER CATEGORIES

** PRIVATE LAND AND WILD HORSE AND BURRO DATA NOT INCLUDED IN TOTALS

*** INCLUDES PERMIT TYPES 11, 12, 13, 14, 15, 16, 17, 21, 30, 50, 51, 59, 63, 81

U.S. DEPT. OF AGRICULTURE - FOREST SERVICE
ANNUAL GRAZING STATISTICAL REPORT - GRAZING SEASON 1995

NATIONAL FOREST
NEW MEXICO

	NO. OF PERMITTEES *	CATTLE		HORSES & BURROS		SHEEP & GOATS		TOTAL	
		NO.	HMS AUMS	NO.	HMS AUMS	NO.	HMS AUMS	NO.	HMS AUMS
PERMITTED TO GRAZE **		88,174	743,909 890,313	419	5,431 6,511	14,247	89,784 23,739	102,840	839,124 920,563
AUTHORIZED TO GRAZE PAID PERMITS ***	1,018	76,149	609,188 744,078	392	4,354 5,220	12,543	65,531 17,483	89,084	679,073 766,781
FREE USE	1	30	153 202	20	835 1,002			50	988 1,204
PRIVATE LANDS	2	1,083	9,699 12,032	118	1,412 1,694			1,201	11,112 13,726
CROSSING									
TOTAL AUTHORIZED **	1,019	76,179	609,341 744,280	412	5,189 6,222	12,543	65,531 17,483	89,134	680,061 767,985
WILD HORSES				211	2,532 2,532			211	2,532 2,532
WILD BURROS									

* PERMITTEES HOLDING PAID PERMITS ARE NOT COUNTED IN OTHER CATEGORIES

** PRIVATE LAND AND WILD HORSE AND BURRO DATA NOT INCLUDED IN TOTALS

*** INCLUDES PERMIT TYPES 11, 12, 13, 14, 15, 16, 17, 21, 30, 50, 51, 59, 63, 81

U.S. DEPT. OF AGRICULTURE - FOREST SERVICE
 ANNUAL GRAZING STATISTICAL REPORT - GRAZING SEASON 1995

NATIONAL GRASSLANDS
 NEW MEXICO

	NO. OF PERMITTEES *	CATTLE		HORSES & BURROS		SHEEP & GOATS		TOTAL	
		NO.	HMS AUMS	NO.	HMS AUMS	NO.	HMS AUMS	NO.	HMS AUMS
PERMITTED TO GRAZE **		5,667	36,056 40,629					5,667	36,056 40,629
AUTHORIZED TO GRAZE PAID PERMITS ***	67	6,098	42,754 49,193					6,098	42,754 49,193
FREE USE									
PRIVATE LANDS	1	1,758	12,509 14,205					1,758	12,509 14,205
CROSSING									
TOTAL AUTHORIZED **	67	6,098	42,754 49,193					6,098	42,754 49,193
WILD HORSES									
WILD BURROS									

* PERMITTEES HOLDING PAID PERMITS ARE NOT COUNTED IN OTHER CATEGORIES
 ** PRIVATE LAND AND WILD HORSE AND BURRO DATA NOT INCLUDED IN TOTALS
 *** INCLUDES PERMIT TYPES 11, 12, 13, 14, 15, 16, 17, 21, 30, 50, 51, 59, 63, 81

U.S. DEPT. OF AGRICULTURE - FOREST SERVICE
ANNUAL GRAZING STATISTICAL REPORT - GRAZING SEASON 1995

NATIONAL FOREST
NEW YORK

	NO. OF PERMITTEES *	CATTLE		HORSES & BURROS		SHEEP & GOATS		TOTAL	
		NO.	HMS AUMS	NO.	HMS AUMS	NO.	HMS AUMS	NO.	HMS AUMS
PERMITTED TO GRAZE **		1,395	7,000 9,240	25	120 144			1,420	7,120 9,384
AUTHORIZED TO GRAZE PAID PERMITS ***	1	1,394	6,970 9,200	21	104 125			1,415	7,074 9,325
FREE USE									
PRIVATE LANDS									
CROSSING									
TOTAL AUTHORIZED **	1	1,394	6,970 9,200	21	104 125			1,415	7,074 9,325
WILD HORSES									
WILD BURROS									

* PERMITTEES HOLDING PAID PERMITS ARE NOT COUNTED IN OTHER CATEGORIES
 ** PRIVATE LAND AND WILD HORSE AND BURRO DATA NOT INCLUDED IN TOTALS
 *** INCLUDES PERMIT TYPES 11, 12, 13, 14, 15, 16, 17, 21, 30, 50, 51, 59, 63, 81

U.S. DEPT. OF AGRICULTURE - FOREST SERVICE
ANNUAL GRAZING STATISTICAL REPORT - GRAZING SEASON 1995

NATIONAL GRASSLANDS
NORTH DAKOTA

	NO. OF PERMITTEES *	CATTLE		HORSES & BURROS		SHEEP & GOATS		TOTAL	
		NO.	HMS ALMS	NO.	HMS ALMS	NO.	HMS ALMS	NO.	HMS ALMS
PERMITTED TO GRAZE **		60,429	433,511 562,521	392	3,335 4,002	280	448 90	61,101	437,294 566,613
AUTHORIZED TO GRAZE PAID PERMITS ***	6	58,111	401,357 512,978	360	3,091 3,709	285	456 92	58,756	404,904 516,779
FREE USE									
PRIVATE LANDS		5,160	51,523 64,391	174	1,479 1,775	520	832 166	5,854	53,834 66,332
CROSSING									
TOTAL AUTHORIZED **	6	58,111	401,357 512,978	360	3,091 3,709	285	456 92	58,756	404,904 516,779
WILD HORSES									
WILD BURROS									

* PERMITTEES HOLDING PAID PERMITS ARE NOT COUNTED IN OTHER CATEGORIES
 ** PRIVATE LAND AND WILD HORSE AND BURRO DATA NOT INCLUDED IN TOTALS
 *** INCLUDES PERMIT TYPES 11, 12, 13, 14, 15, 16, 17, 21, 30, 50, 51, 59, 63, 81

U.S. DEPT. OF AGRICULTURE - FOREST SERVICE
ANNUAL GRAZING STATISTICAL REPORT - GRAZING SEASON 1995

NATIONAL FOREST
OHIO

	NO. OF PERMITTEES *	CATTLE		HORSES & BURROS		SHEEP & GOATS		TOTAL	
		NO.	HMS ALMS	NO.	HMS ALMS	NO.	HMS ALMS	NO.	HMS ALMS
PERMITTED TO GRAZE **		126	700 924					126	700 924
AUTHORIZED TO GRAZE PAID PERMITS ***	6	126	693 915					126	693 915
FREE USE									
PRIVATE LANDS									
CROSSING									
TOTAL AUTHORIZED **	6	126	693 915					126	693 915
WILD HORSES									
WILD BURROS									

* PERMITTEES HOLDING PAID PERMITS ARE NOT COUNTED IN OTHER CATEGORIES
 ** PRIVATE LAND AND WILD HORSE AND BURRO DATA NOT INCLUDED IN TOTALS
 *** INCLUDES PERMIT TYPES 11, 12, 13, 14, 15, 16, 17, 21, 30, 50, 51, 59, 63, 81

U.S. DEPT. OF AGRICULTURE - FOREST SERVICE
ANNUAL GRAZING STATISTICAL REPORT - GRAZING SEASON 1995

NATIONAL FOREST SYSTEM
OKLAHOMA

	NO. OF PERMITTEES *	CATTLE		HORSES & BURROS		SHEEP & GOATS		TOTAL	
		NO.	HMS AUMS	NO.	HMS AUMS	NO.	HMS AUMS	NO.	HMS AUMS
PERMITTED TO GRAZE **		3,046	15,964 19,130	2	12 14			3,048	15,976 19,144
AUTHORIZED TO GRAZE PAID PERMITS ***	89	3,526	19,351 22,838	2	24 29			3,528	19,375 22,867
FREE USE									
PRIVATE LANDS									
CROSSING									
TOTAL AUTHORIZED **	89	3,526	19,351 22,838	2	24 29			3,528	19,375 22,867
WILD HORSES									
WILD BURROS									

* PERMITTEES HOLDING PAID PERMITS ARE NOT COUNTED IN OTHER CATEGORIES
 ** PRIVATE LAND AND WILD HORSE AND BURRO DATA NOT INCLUDED IN TOTALS
 *** INCLUDES PERMIT TYPES 11, 12, 13, 14, 15, 16, 17, 21, 30, 50, 51, 59, 63, 81

U.S. DEPT. OF AGRICULTURE - FOREST SERVICE
ANNUAL GRAZING STATISTICAL REPORT - GRAZING SEASON 1995

NATIONAL FOREST
OKLAHOMA

	NO. OF PERMITTEES *	CATTLE		HORSES & BURROS		SHEEP & GOATS		TOTAL	
		NO.	HMS AUMS	NO.	HMS AUMS	NO.	HMS AUMS	NO.	HMS AUMS
PERMITTED TO GRAZE **		199	1,014 1,179					199	1,014 1,179
AUTHORIZED TO GRAZE PAID PERMITS ***	6	199	1,014 1,179					199	1,014 1,179
FREE USE									
PRIVATE LANDS									
CROSSING									
TOTAL AUTHORIZED **	6	199	1,014 1,179					199	1,014 1,179
WILD HORSES									
WILD BURROS									

* PERMITTEES HOLDING PAID PERMITS ARE NOT COUNTED IN OTHER CATEGORIES
 ** PRIVATE LAND AND WILD HORSE AND BURRO DATA NOT INCLUDED IN TOTALS
 *** INCLUDES PERMIT TYPES 11, 12, 13, 14, 15, 16, 17, 21, 30, 50, 51, 59, 63, 81

U.S. DEPT. OF AGRICULTURE - FOREST SERVICE
 ANNUAL GRAZING STATISTICAL REPORT - GRAZING SEASON 1995

NATIONAL GRASSLANDS
 OKLAHOMA

	NO. OF PERMITTEES *	CATTLE		HORSES & BURROS		SHEEP & GOATS		TOTAL	
		NO.	HMS AUMS	NO.	HMS AUMS	NO.	HMS AUMS	NO.	HMS AUMS
PERMITTED TO GRAZE **		2,847	14,950 17,951	2	12 14			2,849	14,962 17,965
AUTHORIZED TO GRAZE PAID PERMITS ***	83	3,327	18,337 21,659	2	24 29			3,329	18,361 21,688
FREE USE									
PRIVATE LANDS									
CROSSING									
TOTAL AUTHORIZED **	83	3,327	18,337 21,659	2	24 29			3,329	18,361 21,688
WILD HORSES									
WILD BURROS									

* PERMITTEES HOLDING PAID PERMITS ARE NOT COUNTED IN OTHER CATEGORIES
 ** PRIVATE LAND AND WILD HORSE AND BURRO DATA NOT INCLUDED IN TOTALS
 *** INCLUDES PERMIT TYPES 11, 12, 13, 14, 15, 16, 17, 21, 30, 50, 51, 59, 63, 81

U.S. DEPT. OF AGRICULTURE - FOREST SERVICE
ANNUAL GRAZING STATISTICAL REPORT - GRAZING SEASON 1995

NATIONAL FOREST SYSTEM
OREGON

	NO. OF PERMITTEES *	CATTLE		HORSES & BURROS		SHEEP & GOATS		TOTAL	
		NO.	HMS AUMS	NO.	HMS AUMS	NO.	HMS AUMS	NO.	HMS AUMS
PERMITTED TO GRAZE **		92,470	390,200 508,833	94	674 809	27,383	164,199 48,194	119,947	555,073 557,836
AUTHORIZED TO GRAZE PAID PERMITS ***	477	85,093	350,205 456,499	92	674 809	23,032	122,267 36,630	108,217	473,146 493,938
FREE USE							9,020 2,706		9,020 2,706
PRIVATE LANDS	13	6,047	28,910 37,750			624	1,404 422	6,671	30,314 38,172
CROSSING									
TOTAL AUTHORIZED **	477	85,093	350,205 456,499	92	674 809	23,032	131,287 39,336	108,217	482,166 496,644
WILD HORSES				250	3,000 3,000			250	3,000 3,000
WILD BURROS									

* PERMITTEES HOLDING PAID PERMITS ARE NOT COUNTED IN OTHER CATEGORIES
 ** PRIVATE LAND AND WILD HORSE AND BURRO DATA NOT INCLUDED IN TOTALS
 *** INCLUDES PERMIT TYPES 11, 12, 13, 14, 15, 16, 17, 21, 30, 50, 51, 59, 63, 81

U.S. DEPT. OF AGRICULTURE - FOREST SERVICE
ANNUAL GRAZING STATISTICAL REPORT - GRAZING SEASON 1995

NATIONAL FOREST
OREGON

	NO. OF PERMITTEES *	CATTLE		HORSES & BURROS		SHEEP & GOATS		TOTAL	
		NO.	HMS AUMS	NO.	HMS AUMS	NO.	HMS AUMS	NO.	HMS AUMS
PERMITTED TO GRAZE **		89,935	357,902 466,287	94	67 809	26,283	162,256 47,611	116,312	520,832 514,707
AUTHORIZED TO GRAZE PAID PERMITS ***	476	82,558	322,160 419,562	92	674 809	21,932	120,947 36,234	104,582	443,781 456,605
FREE USE							9,020 2,706		9,020 2,706
PRIVATE LANDS	13	6,047	28,910 37,750			624	1,404 422	6,671	30,314 38,172
CROSSING									
TOTAL AUTHORIZED **	476	82,558	322,160 419,562	92	674 809	21,932	129,967 38,940	104,582	452,801 459,311
WILD HORSES				250	3,000 3,000			250	3,000 3,000
WILD BURROS									

* PERMITTEES HOLDING PAID PERMITS ARE NOT COUNTED IN OTHER CATEGORIES
 ** PRIVATE LAND AND WILD HORSE AND BURRO DATA NOT INCLUDED IN TOTALS
 *** INCLUDES PERMIT TYPES 11, 12, 13, 14, 15, 16, 17, 21, 30, 50, 51, 59, 63, 81

U.S. DEPT. OF AGRICULTURE - FOREST SERVICE
ANNUAL GRAZING STATISTICAL REPORT - GRAZING SEASON 1995

NATIONAL GRASSLANDS
OREGON

	NO. OF PERMITTEES *	CATTLE		HORSES & BURROS		SHEEP & GOATS		TOTAL	
		NO.	HMS AUMS	NO.	HMS AUMS	NO.	HMS AUMS	NO.	HMS AUMS
PERMITTED TO GRAZE **		2,535	32,298 42,546			1,100	1,943 583	3,635	34,241 43,129
AUTHORIZED TO GRAZE PAID PERMITS ***	1	2,535	28,045 36,937			1,100	1,320 396	3,635	29,365 37,333
FREE USE									
PRIVATE LANDS									
CROSSING									
TOTAL AUTHORIZED **	1	2,535	28,045 36,937			1,100	1,320 396	3,635	29,365 37,333
WILD HORSES									
WILD BURROS									

* PERMITTEES HOLDING PAID PERMITS ARE NOT COUNTED IN OTHER CATEGORIES
 ** PRIVATE LAND AND WILD HORSE AND BURRO DATA NOT INCLUDED IN TOTALS
 *** INCLUDES PERMIT TYPES 11, 12, 13, 14, 15, 16, 17, 21, 30, 50, 51, 59, 63, 81

U.S. DEPT. OF AGRICULTURE - FOREST SERVICE
ANNUAL GRAZING STATISTICAL REPORT - GRAZING SEASON 1995

NATIONAL FOREST SYSTEM
SOUTH DAKOTA

	NO. OF PERMITTEES *	CATTLE		HORSES & BURROS		SHEEP & GOATS		TOTAL	
		NO.	HMS ALMS	NO.	HMS ALMS	NO.	HMS ALMS	NO.	HMS ALMS
PERMITTED TO GRAZE **		72,111	367,124 463,268	37	150 180	4,997	29,790 8,409	77,145	397,064 471,837
AUTHORIZED TO GRAZE PAID PERMITS ***	318	76,013	358,422 446,317	36	129 155	4,992	29,799 8,412	81,041	388,350 454,884
FREE USE									
PRIVATE LANDS	11	6,355	26,344 33,137			10	56 11	6,365	26,400 33,148
CROSSING									
TOTAL AUTHORIZED **	318	76,013	358,422 446,317	36	129 155	4,992	29,799 8,412	81,041	388,350 454,884
WILD HORSES									
WILD BURROS									

* PERMITTEES HOLDING PAID PERMITS ARE NOT COUNTED IN OTHER CATEGORIES

** PRIVATE LAND AND WILD HORSE AND BURRO DATA NOT INCLUDED IN TOTALS

*** INCLUDES PERMIT TYPES 11, 12, 13, 14, 15, 16, 17, 21, 30, 50, 51, 59, 63, 81

U.S. DEPT. OF AGRICULTURE - FOREST SERVICE
ANNUAL GRAZING STATISTICAL REPORT - GRAZING SEASON 1995

NATIONAL FOREST
SOUTH DAKOTA

	NO. OF PERMITTEES *	CATTLE		HORSES & BURROS		SHEEP & GOATS		TOTAL	
		NO.	HMS AUMS	NO.	HMS AUMS	NO.	HMS AUMS	NO.	HMS AUMS
PERMITTED TO GRAZE **		22,334	97,152 122,032	26	61 74			22,360	97,213 122,106
AUTHORIZED TO GRAZE PAID PERMITS ***	227	21,795	92,774 117,106	26	60 73			21,821	92,834 117,179
FREE USE									
PRIVATE LANDS	10	2,690	9,095 11,183					2,690	9,095 11,183
CROSSING									
TOTAL AUTHORIZED **	227	21,795	92,774 117,106	26	60 73			21,821	92,834 117,179
WILD HORSES									
WILD BURROS									

* PERMITTEES HOLDING PAID PERMITS ARE NOT COUNTED IN OTHER CATEGORIES
 ** PRIVATE LAND AND WILD HORSE AND BURRO DATA NOT INCLUDED IN TOTALS
 *** INCLUDES PERMIT TYPES 11, 12, 13, 14, 15, 16, 17, 21, 30, 50, 51, 59, 63, 81

U.S. DEPT. OF AGRICULTURE - FOREST SERVICE
ANNUAL GRAZING STATISTICAL REPORT - GRAZING SEASON 1995

NATIONAL GRASSLANDS
SOUTH DAKOTA

	NO. OF PERMITTEES *	CATTLE		HORSES & BURROS		SHEEP & GOATS		TOTAL	
		NO.	HMS AUMS	NO.	HMS AUMS	NO.	HMS AUMS	NO.	HMS AUMS
PERMITTED TO GRAZE **		49,777	269,972 341,216	11	89 106	4,997	29,790 8,409	54,785	299,851 349,751
AUTHORIZED TO GRAZE PAID PERMITS ***	91	54,218	265,648 329,211	10	69 82	4,992	29,799 8,412	59,220	295,516 337,705
FREE USE									
PRIVATE LANDS	1	3,665	17,249 21,954			10	56 11	3,675	17,305 21,965
CROSSING									
TOTAL AUTHORIZED **	91	54,218	265,648 329,211	10	69 82	4,992	29,799 8,412	59,220	295,516 337,705
WILD HORSES									
WILD BURROS									

* PERMITTEES HOLDING PAID PERMITS ARE NOT COUNTED IN OTHER CATEGORIES
 ** PRIVATE LAND AND WILD HORSE AND BURRO DATA NOT INCLUDED IN TOTALS
 *** INCLUDES PERMIT TYPES 11, 12, 13, 14, 15, 16, 17, 21, 30, 50, 51, 59, 63, 81

U.S. DEPT. OF AGRICULTURE - FOREST SERVICE
ANNUAL GRAZING STATISTICAL REPORT - GRAZING SEASON 1995

NATIONAL FOREST SYSTEM
TEXAS

	NO. OF PERMITTEES *	CATTLE		HORSES & BURROS		SHEEP & GOATS		TOTAL	
		NO.	HMS AUMS	NO.	HMS AUMS	NO.	HMS AUMS	NO.	HMS AUMS
PERMITTED TO GRAZE **		6,113	39,162 42,257					6,113	39,162 42,257
AUTHORIZED TO GRAZE PAID PERMITS ***	124	6,311	43,481 45,818					6,311	43,481 45,818
FREE USE									
PRIVATE LANDS				74	279 251			74	279 251
CROSSING									
TOTAL AUTHORIZED **	124	6,311	43,481 45,818					6,311	43,481 45,818
WILD HORSES									
WILD BURROS									

* PERMITTEES HOLDING PAID PERMITS ARE NOT COUNTED IN OTHER CATEGORIES
 ** PRIVATE LAND AND WILD HORSE AND BURRO DATA NOT INCLUDED IN TOTALS
 *** INCLUDES PERMIT TYPES 11, 12, 13, 14, 15, 16, 17, 21, 30, 50, 51, 59, 63, 81

U.S. DEPT. OF AGRICULTURE - FOREST SERVICE
ANNUAL GRAZING STATISTICAL REPORT - GRAZING SEASON 1995

NATIONAL FOREST
TEXAS

	NO. OF PERMITTEES *	CATTLE		HORSES & BURROS		SHEEP & GOATS		TOTAL	
		NO.	HMS AUMS	NO.	HMS AUMS	NO.	HMS AUMS	NO.	HMS AUMS
PERMITTED TO GRAZE **		997	7,425 9,434					997	7,425 9,434
AUTHORIZED TO GRAZE PAID PERMITS ***	41	732	5,534 7,068					732	5,534 7,068
FREE USE									
PRIVATE LANDS									
CROSSING									
TOTAL AUTHORIZED **	41	732	5,534 7,068					732	5,534 7,068
WILD HORSES									
WILD BURROS									

* PERMITTEES HOLDING PAID PERMITS ARE NOT COUNTED IN OTHER CATEGORIES
 ** PRIVATE LAND AND WILD HORSE AND BURRO DATA NOT INCLUDED IN TOTALS
 *** INCLUDES PERMIT TYPES 11, 12, 13, 14, 15, 16, 17, 21, 30, 50, 51, 59, 63, 8'

U.S. DEPT. OF AGRICULTURE - FOREST SERVICE
ANNUAL GRAZING STATISTICAL REPORT - GRAZING SEASON 1995

NATIONAL GRASSLANDS
TEXAS

	NO. OF PERMITTEES *	CATTLE		HORSES & BURROS		SHEEP & GOATS		TOTAL	
		NO.	HMS ALMS	NO.	HMS ALMS	NO.	HMS ALMS	NO.	HMS ALMS
PERMITTED TO GRAZE **		5,116	31,737 32,823					5,116	31,737 32,823
AUTHORIZED TO GRAZE PAID PERMITS ***	83	5,579	37,947 38,750					5,579	37,947 38,750
FREE USE									
PRIVATE LANDS				74	279 251			74	279 251
CROSSING									
TOTAL AUTHORIZED **	83	5,579	37,947 38,750					5,579	37,947 38,750
WILD HORSES									
WILD BURROS									

* PERMITTEES HOLDING PAID PERMITS ARE NOT COUNTED IN OTHER CATEGORIES
 ** PRIVATE LAND AND WILD HORSE AND BURRO DATA NOT INCLUDED IN TOTALS
 *** INCLUDES PERMIT TYPES 11, 12, 13, 14, 15, 16, 17, 21, 30, 50, 51, 59, 63, 81

U.S. DEPT. OF AGRICULTURE - FOREST SERVICE
ANNUAL GRAZING STATISTICAL REPORT - GRAZING SEASON 1995

NATIONAL FOREST
UTAH

	NO. OF PERMITTEES *	CATTLE		HORSES & BURROS		SHEEP & GOATS		TOTAL	
		NO.	HMS AUMS	NO.	HMS AUMS	NO.	HMS AUMS	NO.	HMS AUMS
PERMITTED TO GRAZE **		95,984	365,918 482,192	185	1,782 2,135	242,730	723,564 220,728	338,899	1,091,264 705,055
AUTHORIZED TO GRAZE PAID PERMITS ***	1,181	93,327	339,362 446,995	173	1,661 1,994	220,226	631,499 192,737	313,726	972,522 641,746
FREE USE	3		114 150	8	64 74			8	178 224
PRIVATE LANDS	14	1,154	4,707 6,182			4,454	15,340 4,603	5,608	20,047 10,785
CROSSING									
TOTAL AUTHORIZED **	1,184	93,327	339,476 447,145	184	1,745 2,110	220,226	631,499 192,737	313,737	972,736 642,012
WILD HORSES									
WILD BURROS									

* PERMITTEES HOLDING PAID PERMITS ARE NOT COUNTED IN OTHER CATEGORIES

** PRIVATE LAND AND WILD HORSE AND BURRO DATA NOT INCLUDED IN TOTALS

*** INCLUDES PERMIT TYPES 11, 12, 13, 14, 15, 16, 17, 21, 30, 50, 51, 59, 63, 81

U.S. DEPT. OF AGRICULTURE - FOREST SERVICE
ANNUAL GRAZING STATISTICAL REPORT - GRAZING SEASON 1995

NATIONAL FOREST
VERMONT

	NO. OF PERMITTEES *	CATTLE		HORSES & BURROS		SHEEP & GOATS		TOTAL	
		NO.	HMS ALMS	NO.	HMS ALMS	NO.	HMS ALMS	NO.	HMS ALMS
PERMITTED TO GRAZE **		39	195 257	30	100 120			69	295 377
AUTHORIZED TO GRAZE PAID PERMITS ***	5	22	111 147	17	83 100			39	194 247
FREE USE									
PRIVATE LANDS									
CROSSING									
TOTAL AUTHORIZED **	5	22	111 147	17	83 100			39	194 247
WILD HORSES									
WILD BURROS									

* PERMITTEES HOLDING PAID PERMITS ARE NOT COUNTED IN OTHER CATEGORIES

** PRIVATE LAND AND WILD HORSE AND BURRO DATA NOT INCLUDED IN TOTALS

*** INCLUDES PERMIT TYPES 11, 12, 13, 14, 15, 16, 17, 21, 30, 50, 51, 59, 63, 81

U.S. DEPT. OF AGRICULTURE - FOREST SERVICE
ANNUAL GRAZING STATISTICAL REPORT - GRAZING SEASON 1995

NATIONAL FOREST
VIRGINIA

	NO. OF PERMITTEES *	CATTLE		HORSES & BURROS		SHEEP & GOATS		TOTAL	
		NO.	HMS ALMS	NO.	HMS ALMS	NO.	HMS ALMS	NO.	HMS ALMS
PERMITTED TO GRAZE **		955	6,190 6,880	135	1,498 1,132			1,090	7,688 8,012
AUTHORIZED TO GRAZE PAID PERMITS ***	46	946	6,023 6,676	134	1,410 1,043			1,080	7,433 7,719
FREE USE									
PRIVATE LANDS									
CROSSING									
TOTAL AUTHORIZED **	46	946	6,023 6,676	134	1,410 1,043			1,080	7,433 7,719
WILD HORSES									
WILD BURROS									

* PERMITTEES HOLDING PAID PERMITS ARE NOT COUNTED IN OTHER CATEGORIES
 ** PRIVATE LAND AND WILD HORSE AND BURRO DATA NOT INCLUDED IN TOTALS
 *** INCLUDES PERMIT TYPES 11, 12, 13, 14, 15, 16, 17, 21, 30, 50, 51, 59, 63, 81

U.S. DEPT. OF AGRICULTURE - FOREST SERVICE
ANNUAL GRAZING STATISTICAL REPORT - GRAZING SEASON 1995

NATIONAL FOREST
WASHINGTON

	NO. OF PERMITTEES *	CATTLE		HORSES & BURROS		SHEEP & GOATS		TOTAL	
		NO.	HMS AUMS	NO.	HMS AUMS	NO.	HMS AUMS	NO.	HMS AUMS
PERMITTED TO GRAZE **		18,860	77,987 101,842	3	18 22	14,742	48,786 14,635	33,605	126,791 116,499
AUTHORIZED TO GRAZE PAID PERMITS ***	138	18,544	74,123 95,941	3	18 22	14,307	44,575 13,372	32,854	118,716 109,335
FREE USE									
PRIVATE LANDS	5	503	2,949 3,841					503	2,949 3,841
CROSSING									
TOTAL AUTHORIZED **	138	18,544	74,123 95,941	3	18 22	14,307	44,575 13,372	32,854	118,716 109,335
WILD HORSES									
WILD BURROS									

* PERMITTEES HOLDING PAID PERMITS ARE NOT COUNTED IN OTHER CATEGORIES
 ** PRIVATE LAND AND WILD HORSE AND BURRO DATA NOT INCLUDED IN TOTALS
 *** INCLUDES PERMIT TYPES 11, 12, 13, 14, 15, 16, 17, 21, 30, 50, 51, 59, 63, 81

U.S. DEPT. OF AGRICULTURE - FOREST SERVICE
ANNUAL GRAZING STATISTICAL REPORT - GRAZING SEASON 1995

NATIONAL FOREST
WEST VIRGINIA

	NO. OF PERMITTEES *	CATTLE		HORSES & BURROS		SHEEP & GOATS		TOTAL	
		NO.	HMS AUMS	NO.	HMS AUMS	NO.	HMS AUMS	NO.	HMS AUMS
PERMITTED TO GRAZE **		934	4,690 6,191					934	4,690 6,191
AUTHORIZED TO GRAZE PAID PERMITS ***	54	934	4,670 6,164					934	4,670 6,164
FREE USE									
PRIVATE LANDS									
CROSSING									
TOTAL AUTHORIZED **	54	934	4,670 6,164					934	4,670 6,164
WILD HORSES									
WILD BURROS									

* PERMITTEES HOLDING PAID PERMITS ARE NOT COUNTED IN OTHER CATEGORIES
 ** PRIVATE LAND AND WILD HORSE AND BURRO DATA NOT INCLUDED IN TOTALS
 *** INCLUDES PERMIT TYPES 11, 12, 13, 14, 15, 16, 17, 21, 30, 50, 51, 59, 63, 81

U.S. DEPT. OF AGRICULTURE - FOREST SERVICE
ANNUAL GRAZING STATISTICAL REPORT - GRAZING SEASON 1995

NATIONAL FOREST SYSTEM
WYOMING

	NO. OF PERMITTEES *	CATTLE		HORSES & BURROS		SHEEP & GOATS		TOTAL	
		NO.	HMS AUMS	NO.	HMS AUMS	NO.	HMS AUMS	NO.	HMS AUMS
PERMITTED TO GRAZE **		123,271	456,286 561,499	2,924	10,703 12,834	156,555	459,132 130,589	282,750	926,121 704,922
AUTHORIZED TO GRAZE PAID PERMITS ***	738	113,719	418,417 508,785	2,827	10,374 12,451	127,734	397,437 112,353	244,280	826,228 633,589
FREE USE	3			90	311 373			90	311 373
PRIVATE LANDS	4	1,372	6,105 7,119				3,457 810	1,372	9,562 7,929
CROSSING									
TOTAL AUTHORIZED **	741	113,719	418,417 508,785	2,917	10,685 12,824	127,734	397,437 112,353	244,370	826,539 633,962
WILD HORSES									
WILD BURROS									

* PERMITTEES HOLDING PAID PERMITS ARE NOT COUNTED IN OTHER CATEGORIES
 ** PRIVATE LAND AND WILD HORSE AND BURRO DATA NOT INCLUDED IN TOTALS
 *** INCLUDES PERMIT TYPES 11, 12, 13, 14, 15, 16, 17, 21, 30, 50, 51, 59, 63, 81

U.S. DEPT. OF AGRICULTURE - FOREST SERVICE
ANNUAL GRAZING STATISTICAL REPORT - GRAZING SEASON 1995

NATIONAL FOREST
WYOMING

	NO. OF PERMITTEES *	CATTLE		HORSES & BURROS		SHEEP & GOATS		TOTAL	
		NO.	HMS AUMS	NO.	HMS AUMS	NO.	HMS AUMS	NO.	HMS AUMS
PERMITTED TO GRAZE **		103,757	354,204 443,108	2,826	9,829 11,787	136,667	326,346 97,117	243,250	690,379 552,012
AUTHORIZED TO GRAZE PAID PERMITS ***	576	94,458	313,518 387,922	2,727	9,489 11,391	106,938	260,451 77,390	204,123	583,458 476,703
FREE USE	3			90	311 373			90	311 373
PRIVATE LANDS	3	1,368	5,108 5,909					1,368	5,108 5,909
CROSSING									
TOTAL AUTHORIZED **	579	94,458	313,518 387,922	2,817	9,800 11,764	106,938	260,451 77,390	204,213	583,769 477,076
WILD HORSES									
WILD BURROS									

* PERMITTEES HOLDING PAID PERMITS ARE NOT COUNTED IN OTHER CATEGORIES
 ** PRIVATE LAND AND WILD HORSE AND BURRO DATA NOT INCLUDED IN TOTALS
 *** INCLUDES PERMIT TYPES 11, 12, 13, 14, 15, 16, 17, 21, 30, 50, 51, 59, 63, 81

U.S. DEPT. OF AGRICULTURE - FOREST SERVICE
ANNUAL GRAZING STATISTICAL REPORT - GRAZING SEASON 1995

NATIONAL GRASSLANDS
WYOMING

	NO. OF PERMITTEES *	CATTLE		HORSES & BURROS		SHEEP & GOATS		TOTAL	
		NO.	HMS AUMS	NO.	HMS AUMS	NO.	HMS AUMS	NO.	HMS AUMS
PERMITTED TO GRAZE **		19,514	102,082 118,391	98	874 1,047	19,888	132,786 33,472	39,500	235,742 152,910
AUTHORIZED TO GRAZE PAID PERMITS ***	162	19,261	104,899 120,863	100	885 1,060	20,796	136,986 34,963	40,157	242,770 156,886
FREE USE									
PRIVATE LANDS	1	4	997 1,210				3,457 810	4	4,454 2,020
CROSSING									
TOTAL AUTHORIZED **	162	19,261	104,899 120,863	100	885 1,060	20,796	136,986 34,963	40,157	242,770 156,886
WILD HORSES									
WILD BURROS									

* PERMITTEES HOLDING PAID PERMITS ARE NOT COUNTED IN OTHER CATEGORIES
 ** PRIVATE LAND AND WILD HORSE AND BURRO DATA NOT INCLUDED IN TOTALS
 *** INCLUDES PERMIT TYPES 11, 12, 13, 14, 15, 16, 17, 21, 30, 50, 51, 59, 63, 81

Conditions and requirements are set forth in the following USDA Secretary's Regulations:

36 Code of Federal Regulations

222.1 AUTHORITY AND DEFINITIONS

(a) Authority. The Chief, Forest Service, shall develop, administer and protect the range resources and permit and regulate the grazing use of all kinds and classes of livestock on all National Forest System lands and on other lands under Forest Service control. He may redelegate this authority.

(b) Definitions.

(1) An "allotment" is a designated area of land available for livestock grazing.

(2) An "allotment management plan" is a document that specifies the program of action designated to reach a given set of objectives. It is prepared in consultation with the permittee(s) involved and:

(i) Prescribes the manner in and extent to which livestock operations will be conducted in order to meet the multiple-use, sustained yield, economic, and other needs and objectives as determined for the lands involved; and

(ii) Describes the type, location, ownership, and general specifications for the range improvements in place or to be installed and maintained on the lands to meet the livestock grazing and other objectives of land management; and

(iii) Contains such other provisions relating to livestock grazing and other objectives as may be prescribed by the Chief, Forest Service, consistent with applicable law.

(3) "Base property" is land and improvements owned and used by the permittee for a farm or ranch operation and specifically designated by him to qualify for a term grazing permit.

(4) "Cancel" means action taken to permanently invalidate a term grazing permit in whole or in part.

(5) A "grazing permit" is any document authorizing livestock to use National Forest System or other lands under Forest Service control for the purpose of livestock production including:

(i) "Temporary grazing permits" for grazing livestock temporarily and without priority for reissuance.

(ii) "Term permits" for up to 10 years with priority for renewal at the end of the term.

(6) "Land subject to commercial livestock grazing" means National Forest System lands within established allotments.

(7) "Lands within National Forest in the 16 continuous western States" means lands designated as National Forest within the boundaries of Arizona, California, Colorado, Idaho, Kansas, Montana, Nebraska, Nevada, New Mexico, North Dakota, Oklahoma, Oregon, South Dakota, Utah, Washington, and Wyoming (National Grasslands are excluded).

(8) "Livestock" means animals of any kind kept or raised for use or pleasure.

(9) "Livestock use permit" means a permit issued for not to exceed one year where the primary use is for other than grazing livestock.

(10) "Modify" means to revise the terms and conditions of an issued permit.

(11) "National Forest System lands," are the National Forests, National Grasslands, Land Utilization Projects, and other Federal lands for which the Forest Service has administrative jurisdiction.

(12) "On-and-off grazing permits" are permits with specific provisions on range only part of which is National Forest System lands or other lands under Forest Service control.

(13) "On-the-ground expenditure" means payment of direct project costs of implementing an improvement of development, such as survey and design, equipment, labor, and material (or contract) costs, and on-the-ground supervision.

(14) "Other lands under Forest Service control" are non-Federal public and private lands over which the Forest Service has been given control through lease, agreement, waiver, or otherwise.

(15) "Private land grazing permits" are permits issued to persons who control grazing lands adjacent to National Forest System lands and who waive exclusive grazing use of these lands to the United States for the full period the permit is to be issued.

(16) "Permittee" means any person who has been issued a grazing permit.

(17) "Permittee livestock" is livestock authorized by a written permit.

(18) "Person" means any individual, partnership, corporation, association, organization, or other private entity, but does not include Government Agencies.

.

.

.

(22) "Suspend" means temporary withholding of a term grazing permit privilege in whole or in part.

(23) "Term period" means the period for which term permits are issued, the maximum of which is 10 years.

(24) "Transportation livestock" is livestock used as pack and saddle stock for travel on the National Forest System.

222.2 MANAGEMENT OF THE RANGE ENVIRONMENT

(a) Allotments will be designated on the National Forest System and on other lands under Forest Service control where the land is available for grazing. Associated private and other public lands should, but only with the consent of the landowner, lessee, or agency, be considered in such designations to form logical range management units.

(b) Each allotment will be analyzed and with careful and considered consultation and cooperation with the affected permittees, landowners, and grazing advisory boards involved, as well as the State having land within the area covered, and an allotment management plan developed. The plan will then be approved and implemented. The analysis and plan will be updated as needed.

(c) Forage producing National Forest System lands will be managed for livestock grazing and the allotment management plans will be prepared consistent with land management plans.

222.3 ISSUANCE OF GRAZING AND LIVESTOCK USE PERMITS

(a) Unless otherwise specified by the Chief, Forest Service, all grazing and livestock use on National Forest System lands and on other lands under Forest Service control must be authorized by a grazing or livestock use permit.

(b) Grazing permits and livestock-use permits convey no right, title, or interest held by the United States in any lands or resources.

(c) The Chief, Forest Service, is authorized to issue permits for livestock grazing and other use by livestock of the National Forest System and on other lands under Forest Service control as follows:

(1) Grazing permits with priority for renewal may be issued as follows: On National Forests in the 16 contiguous western States 10-year term permits will be issued unless the land is pending disposal, or will be devoted to other uses prior to the end of ten years, or it will be in the best interest of sound land management to specify a shorter term. On National Forest System lands other than National Forests in the 16 contiguous western States, the permit term shall be for periods of 10 years or less. Term grazing permits for periods of 10 years or less in the form of grazing agreements may be issued to cooperative grazing associations or similar organizations incorporated or otherwise established pursuant to State law. Such an agreement will make National Forest System lands and improvements available to the association for grazing in accordance with provisions of the grazing agreement and Forest Service policies. Term permits authorized in this paragraph may be in the form of private land or on-and-off grazing permits where the person is qualified to hold such permits under provisions the Chief may require. Permits issued under this paragraph are subject to the following:

(i) Except as provided for by the Chief, Forest Service, paid term permits will be issued to persons who own livestock to be grazed and such base property as may be required, provided the land is determined to be available for grazing purpose by the Chief, Forest Service, and the capacity exists to graze specified numbers of animals.

(ii) A term permit holder has first priority for receipt of a new permit at the end of the term period provided he has fully complied with the terms and conditions of the expiring permit.

(iii) In order to update terms and conditions, term permits may be cancelled at the end of the calendar year of the midyear of the decade (1985, 1995, etc.), provided they are reissued to the existing permit holder for a new term of 10 years.

(iv) New term permits may be issued to the purchaser of a permittee's permitted livestock and/or base property provided the permittee waives his term permit to the United States and provided the purchaser is otherwise eligible and qualified.

(v) If the permittee chooses to dispose of all or part of his base property or permitted livestock (not under approved nonuse) but does not choose to waive his term permit, the Forest Supervisor will give written notice that he no longer is qualified to hold a permit, provided he is given up to one year to reestablish his qualifications before cancellation action is final.

(vi) The Chief, Forest Service, shall prescribe provisions and requirements under which term permits will be issued, renewed, and administered, including:

(A) The amount and character of base property and livestock the permit holder shall be required to own.

(B) Specifying the period of the year the base property shall be capable of supporting permitted livestock.

(C) Acquisition of base property and/or permitted livestock.

(D) Conditions for the approval of nonuse of permit for specific periods.

(E) Upper and special limits governing the total number of livestock for which a person is entitled to hold a permit.

(F) Conditions whereby waiver of grazing privileges may be confirmed and new applicants recognized.

(2) Permits with no priority for reissuance, subject to terms and conditions as the Chief, Forest Service, may prescribe, are authorized as follows:

(i) Temporary grazing permits for periods not to exceed one year, and on a charge basis, may be issued.

(A) To allow for use of range while a term grazing permit is held in suspension.

(B) To use forage created by unusually favorable climatic conditions.

(C) To use the forage available when the permit of the normal user's livestock is in nonuse status for reasons of personal convenience.

(D) To allow a person to continue to graze livestock for the remainder of the grazing season where base property has been sold, the permit waived, and new term permit issued.

(E) To allow grazing use in event of drought or other emergency of National or Regional scope where such use would not result in permanent resource damage.

(ii) Livestock use permits for not to exceed one year may be issued under terms and conditions prescribed by the Chief, Forest Service, as follows:

(A) Paid permits for transportation livestock to persons engaged in commercial packing, dude ranching, or other commercial enterprises which involve transportation livestock including mining, ranching, and logging activities.

(B) Paid or free permits for research purposes and administrative studies.

(C) Paid or free permits to trail livestock across National Forest System lands.

(D) Free permits to persons who reside on ranch or agricultural lands within or contiguous to National Forest System lands for not to exceed 10 head of livestock owned or kept and whose products are consumed or whose services are used directly by the family of the resident, and who distinctly need such National Forest System lands to support such animals.

(E) Free permits to campers and travelers for the livestock actually used during the period of occupancy. This may be authorized without written permit.

(F) Paid or free permits for horses, mules, or burros to persons who clearly need National Forest System land to support the management of permitted livestock.

(G) Free permits for horses, mules, or burros to cooperators who clearly need National Forest System land to support research, administration or other work being conducted. This may be authorized without written permit.

(H) Paid permits to holders of grazing permits for breeding animals used to service livestock permitted to graze on lands administered by the Forest Service.

(I) Paid permits or cooperative agreements entered into as a management tool to manipulate revegetation on a given parcel of land.

224.4 CHANGES IN GRAZING PERMITS

(a) The Chief, Forest Service, is authorized to cancel, modify, or suspend grazing and livestock use permits in whole or in part as follows:

(1) Cancel permits where lands grazed under the permit are to be devoted to another public purpose including disposal. In these cases, except in an emergency, no permit shall be cancelled without two years' prior notification.

(2) Cancel the permit in the event the permittee:

(i) Refuses to accept modification of the terms and conditions of an existing permit.

(ii) Refuses or fails to comply with eligibility or qualification requirements.

(iii) Waives his permit back to the United States.

(iv) Fails to restock the allotted range after full extent of approved personal convenience non-use has been exhausted.

(v) Fails to pay grazing fees within established time limits.

(3) Cancel or suspend the permit if the permittee fails to pay grazing fees within established time limit.

(4) Cancel or suspend the permit if the permittee does not comply with provisions and requirements in the grazing permit or the regulations of the Secretary of Agriculture on which the permit is based.

(5) Cancel or suspend the permit if the permittee knowingly and willfully makes a false statement or representation in the grazing application or amendments thereto.

(6) Cancel or suspend the permit if the permit holder is convicted for failing to comply with Federal laws or regulations or State laws relating to protection of air, water, soil and vegetation, fish and wildlife, and other environmental values when exercising the grazing use authorized by the permit.

(7) Modify the terms and conditions of a permit to conform to current situations brought about by changes in law, regulation, executive order, development or revision of an allotment management plan, or other management needs.

(8) Modify the seasons of use, numbers, kind, and class of livestock allowed or the allotment to be used under the permit, because of resource condition, or permittee request. One year's notice will be given of such modification, except in cases of emergency.

(b) Association permits or grazing agreements may be canceled for non-compliance with title VI of the Civil Rights Act of 1964 and Department of Agriculture regulation promulgated thereunder.

REPORT DEFINITIONS

AUTHORIZED TO GRAZE - The number of livestock that are authorized and billed for grazing on National Forest System land.

ANIMAL UNIT MONTH (AUM) - The amount of Forage required by a 1,000-pound cow, or the equivalent for 1 month.

HEAD MONTH - The time in months that livestock spend on National Forest System land. This is the measurement used for billing purposes.

CROSSING - Livestock physically occupying National Forest System lands under terms of a livestock Use Permit for Crossing.

GRAZING PERMIT TYPES AND TYPE CODES - These are defined as follows:

<u>PERMIT TYPES</u>	<u>CODE</u>
 <u>Term Grazing Permits</u>	
Term	11
Grazing Agreements	30
Term Association	13
Term Association, On and Off Provisions:	14
On NFS portion	
Term Association, On and Off Provisions:	19
Off NFS portion	
Term, Private Land	43
Term, On and Off Provisions: On NFS portion	12
Term, On and Off Provisions: Off NFS portion	18
 <u>Temporary Grazing Permits</u>	
Temporary Grazing Permit	21
 <u>Livestock Use Permits</u>	
Transportation	15
Research or Administrative Study, Paid	59
Research or Administrative Study, Free	60
Crossing, Paid	61
Crossing, Free	62
Dependent Resident, Free	71
Campers and Travelers	72
Permittee Working Saddle and Pack Animal	63
Breeding Animals	16
Vegetation Manipulation	17

Other Permits and Use

Grazing in Accordance with Treaties with Indian Tribes	74
Special Use Pasture and Convenience Enclosures	50
Developing Range	75
Unauthorized Use*	80
Excess Use	81
Wild Horses*	91
Wild Burros*	92
Forest Service Administrative Working Saddle and Pack Animals*	93

* Codes for reporting statistics/no permit issued.

PAID PERMIT - Livestock physically grazing on National Forest System lands under paid permit, grazing agreement or livestock use permit.

PERMITTED TO GRAZE - Livestock permitted to graze by a grazing permit, grazing agreement, livestock use permit or other permitting document. In the case of on-off permits the "on" portion is included.

FREE USE - Livestock physically grazing free of charge on National Forest System lands. Does not include those permitted under private land permits.

NON-NFS-LANDS - Livestock physically grazing on Non-National Forest system lands for which the grazing use has been waived to the Government by the owner or leasees.

UNIVERSITY OF ILLINOIS-URBANA



3 0112 004663602