


Historic, archived document

Do not assume content reflects current scientific knowledge, policies, or practices.



HAIRY VETCH

100 BUSHEL OATS

Fall 1912

HASTINGS' SEEDS

CRIMSON CLOVER

HAIRY VETCH

Catalogue No. 44

100 BUSHEL OATS

THE MONEY THAT STICKS IS THE MONEY THAT COUNTS

This is a seed catalogue, and as such contains illustrations, descriptions and prices of the various kinds of seeds we have for sale.

However, this catalogue is more than that. We have tried to make it especially a "money-saving" catalogue, not in the sense of being the lowest priced always, but in the sense of money-making and money-saving crops that will enable you, in a large degree, to hold on to and keep the money you get for cotton, vegetables, fruit, tobacco, etc.

Practically everyone to whom this catalogue goes is either a cotton-grower, a fruit-grower, a vegetable-grower, or a producer of some product that sells for money.

As a producer of a product selling for cash, how much of that cash sticks to you after the expenses of that particular crop are paid? If none or little of it has "stuck," what on earth is the use of going through all the season's work necessary to produce that so-called "cash crop?"

We believe in the agricultural South and its wealth-

producing power, and we wish above all things to see it take its rightful place and standing in these matters.

As a section we are producing every year wealth measured by the hundreds of millions of dollars. The whole world contributes spot cash to pay for our products. Money comes into this section in an enormous stream; and what's worse, it flows out again about as fast as it comes in. There's the rub. The money comes but it doesn't stick, and the money that sticks is the only money that counts; the money that adds wealth and comfort and pleasure to the people.

No one disputes the fact that the South, or most parts of it, can produce corn, oats, wheat, hay, meat, etc., the staple crops of the more northern sections of this country, plus cotton, a God-given monopoly, as well as enormous crops of fruit and vegetables for shipment.

Now, with all these natural resources at our command, we are poor compared with other less-favored sections. What is at the bottom of our troubles?

"Cussing" Tariff, Trusts and Railroads

This is presidential election year, and our political orators are ranging up and down the land, telling you of the robberies and extortions of the tariff, trusts, money power and railroad rates, etc., and blaming the high cost of living and generally unsatisfactory condition of affairs on them.

Now we have no word of excuse for tariff exactions or any of the other extortions that are taking place, but we miss our guess if they don't go on very much the same, regardless of whether Republicans or Democrats happen to be in power at Washington.

The real tax and burden that the great majority of our people bear is what they deliberately put on their own shoulders and carry every year, and then wonder why they can't keep money in their pockets or in the bank.

You groan when you pay the State and County Taxes of a comparatively few dollars. What about the Corn Tax, the Oat Tax, the Meat Tax, the Flour and Meal Tax, the Hay Tax, the Canned Vegetable Tax and the Lord knows how

many other taxes of the same breed you are paying every year. These are the real robbers of the money that ought to stick to you. What the tariff, trusts and railroads take is a mere drop in the bucket. The real robber to "cuss" is our damnable agricultural system that keeps the cotton-grower, the vegetable-grower, the fruit-grower and all the other "one-crop" producers in practical slavery from one year's end to the other. The worst of it is that all these taxes are such useless, senseless taxes, too. On the basis of this year's prices for oats, corn, hay, meat, etc., there is hardly an average farmer that cannot produce them for one-third what he has had to pay in cash for them during the past year.

When you pay \$1.25 for a bushel of corn, from 80 to 90 cents of that is plain tax; that 90 cents paid for a bushel of oats for feed is at least 60 cents tax; that \$30 paid for a ton of hay is at least \$20 tax, and so on down the list of all those things you buy, every one of which you could make at home at from one-third to one-half the cost of what you are now paying.

It's Time to Quit Paying These Taxes

When a man finds himself in bad habits and determines to quit, he usually terms it "swearing off."

If there ever was a time that the people of the South needed to "swear off" it's right now; "swear off" on paying these wasteful, unnecessary taxes that are forever keeping them in a greater or less degree of poverty; taxes that are forever keeping the money from sticking to the grower's pocket.

We know exactly how many of you are situated; that you were practically forced to put in most of your acreage in cotton because of your credit necessities, and these farmers have our deepest sympathy. We know that you can't take a sudden jump and get out of paying all these taxes in one season, but you can at least make a small start this fall.

There is hardly one of us that can't make an effort and save an extra ton of hay or forage; there is hardly one that can't work in two to five acres of oats between the cotton rows; hardly one that can't put down a patch of rye or barley for the double purpose of covering your ground in winter and furnishing grazing during winter and spring.

The really important thing to do is to make the start this fall, no matter if it is only a small one. Once started you will be surprised at the money-saving power of these supply crops that stop the present unnecessary taxes. Then money will stick to you instead of running away; then your credit will rise, and instead of borrowing, or mortgaging a future crop, your income will permit buying for cash.

H. G. HASTINGS & COMPANY

16 West Mitchell Street

Atlanta, Georgia

PLEASE DO NOT WRITE IN THIS SPACE

ORDER SHEET

NUMBER _____

**Plant Fall Gardens
Plant Grain Crops**

E-1912

For Hastings High-Quality Seeds
We Want Your Seed Orders, Both Large and Small
They Will All Receive Our Best Attention

PLEASE DO NOT WRITE IN THIS SPACE

H. G. Hastings & Co. Atlanta, Ga.

Gentlemen: Enclosed find _____ Dollars _____ Cents
for which please send following seeds by _____
(State here if wanted by Mail, Express or Freight)

Name _____

Post Office _____ State _____

County _____, R. F. D. No. _____ Box No. _____

Express or Freight Office _____
(If different from your Post Office)

BEFORE ORDERING PLEASE READ DIRECTIONS FOR ORDERING IN THIS CATALOGUE

TEAR OFF THIS ORDER SHEET ALONG THIS LINE

QUANTITY OR NUMBER	NAME OF SEEDS OR OTHER ARTICLES WANTED	PRICE	
		DOLLARS	CENTS
	1 YEAR'S SUBSCRIPTION TO THE SOUTHERN RURALIST <small>NUMBERS 21</small> 25 CENTS <small>IF YOU WANT THE RURALIST ENCLOSE 25 CENTS WITH YOUR SEED ORDER</small>		
	Amount Carried Forward		

Select Your Own Seed Premiums **SEE PREMIUM NOTICE ON THE OTHER SIDE OF THIS SHEET**


Re-Cleaned Seed Grain

And How It Will Save Your Money

For several years past in this part of our fall catalogue we have hammered on the importance of the small grain crops on Southern farms. Regular readers of the **Hastings'** catalogues may be getting tired of this subject but we are not going to quit until there is a radical change in the farm methods of the South. The more we study Southern agricultural conditions; the more we farm ourselves, the more we are convinced that the agricultural salvation of the South is dependent upon the development of fall planted grain crops such as oats, wheat, rye and barley. This class of crops has three distinct points of value in the middle and lower South; first, they help to stop the enormous money drain on the South for feed grain; second, they are a very large factor in bringing up our soils from their present "rundown" condition to a more productive basis; third, lands planted in these small grain crops during the fall months do not wash to any appreciable extent during the ordinary winter rains and the real trouble with our lands, especially so in the hill country, is not a "wearing out" but a "washing out."

On the **Hastings' Farm** we look upon the grain crops as being equally as important as cotton and every available acre that we have goes into grain crops, the principal one of these being oats.

In our travels around the South we have talked, personally, to hundreds of planters about grain crops; we have asked them why they don't plant more acres, in oats for instance, and the most frequent reply we get is, from ones who have ever planted them, that either from poor stands or unsatisfactory growth, "we don't figure out that it pays." In most cases their statement is absolutely a true one for the kind and quality of seed oats and other small grain usually planted in the South don't pay and can't pay. This naturally brings us down to the question of WHY NOT? In past years the writer has traveled considerably in April and May, the months when oat crops show what they are doing, and he is not at all surprised that the owners of many of these crops feel discouraged over prospects, but there is a reason; whenever a failure, or partial failure comes, under the open-furrow system of planting, our investigation has shown that the alleged seed grain was bought from local merchants, or grain dealers, who in turn purchased from wholesale grain-dealers, and in almost every instance the real inducement to purchase was the fact that this kind of seed oats could be bought at a lower price than from known seed dealers. Ordinarily, we don't believe it good policy to run down another man's goods but the sale of seed grain, and seed oats in particular, as generally carried on throughout the South, is a gigantic "bunco" game and we believe that the truth should be told about it until every farmer in the South is thoroughly posted on the subject. Right here we want to especially call attention to the alleged seed oats sold by local merchants generally, in Georgia, and other Southern States; they are not seed oats but oats taken from general crops, usually more or less mixed as to variety; they are placed on the market and generally sold on just about the same basis as common feed oats and really have little or no value above common feed oats for planting purposes. Your home merchant is not usually to blame; he takes the wholesale dealer's word for what they are. Your home merchant seldom knows much about seed grain anyhow; to him oats are oats; he don't know about the different varieties; he don't know about the thousands of weed and grass seed in his purchases; he don't know about the thousands of light weight, imperfectly developed grains in every bushel that he sells, not one of which will make a healthy oat plant, and every one of which will go toward cutting down the yield when planted in your field, if you are foolish enough to plant that kind of seed grain.



From a Photograph Showing Part of Our Grain Re-Cleaning and Grading Machinery in the Hastings' Warehouse

Many have the idea that the thrashing-machine takes out the weed seed and light grains. It don't, or, at the best only to a very limited degree. It takes a thorough re-cleaning to grade seed grain and get it reasonably clear of weed seed and light, partly developed grains. The ordinary cleaning machines will not do it and we found it necessary to have special re-cleaning machinery built to get this class of re-cleaning and grading work done in anything like a satisfactory manner. This special machinery is the only machinery of its kind in use in the Southern States today.

You can't afford to plant any seed grain that has not been re-cleaned and graded. With even fair quality of soil, non-paying yields per acre of oats or other small grains, are seldom caused by anything except a lack of sufficient number of sound, healthy plants on the ground, and every bushel of seed oats or other grain not re-cleaned and graded, usually contains thousands of grains that will never produce healthy plants, even if they have sufficient vitality to germinate. In addition to these weak grains there are almost invariably thousands of weed and grass seed. The use of re-cleaned and graded seed grain insures, so far as seed can insure, a perfect stand of strong, healthy plants, capable of making full yields per acre. This is practically impossible where even the best of home-grown seed is used.

We practice what we preach. We do not plant either for seed crops or feed crops any seed grain, even of our own best growth, without running it through our re-cleaning and grading machinery. We can't afford to plant any other for we find that the re-cleaning and grading alone makes a difference in yield of 8 to 10 bushels per acre, with identically the same cultivation and fertilizing. We have known this to make as high as 15 bushels difference per acre in oats where the seed was from the same lot, a part of the field being sown with oats not re-cleaned and graded and the balance from oats after we had put them through the machinery, as shown above.

It is almost impossible to get a photograph inside of a large warehouse building like ours and the above illustration reproduced from a photograph shows only a small part of our machinery. If you visit Atlanta any time come in and see it.

THE SOUTH MUST GROW GRAIN

A year ago, on this page of our catalogue, we did some plain talking about the necessity of grain-growing in the South. In the main, under conditions existing last summer and early fall, it fell on deaf ears. At that time the people of the South were, for all practical purposes, cotton crazy. They had reached a point where they did not believe that anything could happen to pull down the price of cotton below a paying point; they believed that they could afford to grow cotton and grain and feed. How about it now? We all know what happened to cotton last fall and winter; we all know the situation of the vast majority of the cotton-growers of the South at the present time; we all know the present prices of grain and feed stuffs and that no man, on the basis of present prices of grain, or anywhere near them, can afford to grow even 15 cent cotton and buy his supplies and at the same time get anything like a fair return for the labor put on his cotton crop.

A vast change has come over the grain situation in the last five or six years and there is every reason to believe that the prices of grain and hay have reached a permanently higher level, and with this in view the only solution of the problem is for the South to grow its own grain and the time to begin, if you have not already done so in the past, is this fall. It may have been a good policy several years ago, when grain, hay and meat were low priced, to grow cotton exclusively, and pay for these necessities with cotton money; with price conditions as they are now we cannot afford to do this.

It makes mighty little difference whether we get 10, 13 or 15 cents for cotton if we have to spend every dollar of it for grain and supplies from the North and West.

There is a mistaken notion with many that it don't pay to grow grain in the South. It is a mistake born of ignorance, poor seed and bad methods. This is fairly plain talk but it is the truth. The writer has been

studying these problems for over twenty years; in that time he has traveled over most of the United States, Canada, Mexico and some of the European countries and he has never been in any section or country where the farmer who was prosperous did not "live at home and board at the same place;" not only the farmer, but all his live stock as well, and wherever the farmer depended on some other section to supply him with food stuffs for himself, family and live stock, there you found a section where the farmers, as a class, were always "hard up," in debt and practically in slavery to the merchants, bankers or money lenders who kept them going. The Northern and Western farmers grow grain and hay as a surplus and make a large part of their profits selling to us down here. We haven't got anything against these Northern and Western farmers but we cannot see where the South has any call to furnish them a profitable market for hundreds of millions of dollars' worth of their products when we can grow grain and hay at a cost of less than one-half what we now pay for them. We are tired of seeing train-load after train-load of corn, hay, oats etc., roll into Atlanta daily for which the South has to pay; we pay the Northern farmers a price for the grain, we pay the profit of the Northern dealer, we pay the freight to Atlanta or other Southern cities, we pay the profit of the Southern grain dealer, we pay the freight from Atlanta or other Southern cities to your station, we pay the retail merchant's profit and if we are buying on credit, as we usually do, we pay from 15% to 20% additional for the credit. It's a bankrupting system for you and by the time it reaches the consumer (which means you if you buy grain or hay) you have to pay fully 100% more than the Northern farmer gets for it and fully 10% more than it would have cost you to grow it yourself if you spent as much time and fertilizer per acre as you did on your cotton. The truth of the matter is that we can all double our profit on cotton if we grow all our grain and feed.

OUR RE-CLEANED SOUTHERN SEED OATS



No. 1—Sample of Hastings' 100-Bushel Oats Direct From the Farm

Most of all in importance for fall planting is the oat crop. You can't grow too many oats anywhere in the South. They are of high feeding value for your own stock. If you have a surplus there is a market for every bushel of it at your nearest town. The oat crop with the open furrow system of planting is the safest crop you can plant and the least expensive to grow. With this system of planting there is little or no danger of winter-killing; there is no labor cost, except preparation of the ground and harvest; you keep your land covered all winter, thus stopping the washing from winter and spring rains and you have your ground absolutely free for a summer crop of peas or beans and sorghum that will make from \$15.00 to \$30.00 worth of hay per acre, in addition to the value of the oats, and still leave your land better off than when you started. Oats followed by hay crop being a splendid rotation for the cotton-grower. The price of oats, corn and hay during the past few years ought to be an eye-opener for every one of us. To go on in our old way means bankruptcy sooner or later. There are very few of us who have not had to go down into our pockets within the past year and pay from \$1.00 to \$1.25 for sorry Western corn; 80 cents to \$1.00 for sorrier oats. We can't and you can't afford to do this, even if cotton were 20 cents a pound, with a thirteen or fourteen million bale crop. We preach nothing that we do not practice ourselves. On our own farms we plant hundreds of acres of oats for feed purposes. We find oats the most profitable grain crop that we can grow and the hay crop following brings us in more money per acre than the average cotton acre of the South produces. We get from fifty to one hundred bushels of oats per acre, according to the quality of the land on which they were planted; we do this by thorough preparation of the soil and use of re-cleaned and graded seed, for experience has taught us that we cannot afford to plant anything but re-cleaned and graded seed. Every bushel of seed oats planted on the Hastings' Farm comes to our warehouse here in Atlanta for re-cleaning and grading before it is planted. What pays us will certainly pay you.

What Our Photographs Tell You About Seed-Oats

On this and the preceding page we show three illustrations of oats, illustrating just exactly what our re-cleaning and grading process does to a grain like oats; these illustrations are reproduced from photographs somewhat enlarged so that the imperfections in No. 1 and No. 2 can be thoroughly shown. Most farmers won't believe and can't realize the enormous amount of weed and grass seed and light weight grains there are even in the best crops of oats. Last fall one of our good friends from Brooks County, Georgia, was in our warehouse and saw the re-cleaning process going on; upon being shown the oats before they went through the re-cleaning and grading machine he expressed the opinion that he did not see how any oats could be better than those. We took him down and let him see the whole process and the weed seed and light weight grains that came out in the re-cleaning process. After seeing the whole process he said: "Mr. Hastings, I have known you for a good many years and always considered you a truthful man, but if you had told me what I have actually seen to-day I am frank to say that I would not have believed you. I had no idea whatever that so much weed seed and trash could be concealed in oats and not be apparent to the eye."

Illustration No. 1 on page 2 shows a sample of 100-Bushel oats as they came from the farm after being threshed. Most every farmer thinks that the threshing-machines take out light weight grains and weed seed but they do not and these three illustrations tell the story perfectly.

No. 2 shows trash, weed seed and small undeveloped grains from a photograph taken of some of the refuse from our cleaning machine, after cleaning the lot of oats represented by Illustration No. 1. See the large percentage of small, partially developed grains that




No. 2—Trash and Small Oats

never can make strong, healthy oat plants, even with the best of care and fertilizing. No. 3 shows re-cleaned sample of our 100-Bushel oats, just such oats as go from our store to you when you order.

Will It Pay Me to Plant Hastings' Re-Cleaned Oats?

The fairest criticism that can be made of most seed buying farmers is that they look almost entirely at the first cost and not what they are going to get out of it. It is exactly the same principle that leads a man to say: "I can't afford to pay over 50c or 75c per bushel for cotton seed" and then goes on and plants common seed that make about 200 pounds of lint per acre, while his neighbor using better seed pays \$1.50 to \$2.00 per bushel for real planting seed and makes 400 to 500 pounds of lint per acre; the extra 200 or 300 pounds of lint costing him actually not over \$1.00. Our 100-Bushel oat is the best oat in existence for fall planting in the South, fully acclimated and most vigorous, hardy, remarkably free from rust and the heaviest yielder of all; yet with all these good qualities the man who plants them without the seed being re-cleaned and graded deliberately throws away from 10% to 15% of his stand and in other varieties sometimes as high as 25%.

One of our customers did not believe re-cleaning and grading made any difference. We sold him re-cleaned seed for half of his crop and regular run-of-the-crop for the rest. Same variety, same land, same fertilizer, same everything all through except the seed oats being re-cleaned and graded. With the re-cleaned seed our friend made 13% bushels more per acre than he did with the seed not re-cleaned.



No. 3—Sample of Re-Cleaned Seed, Hastings' 100-Bushel Oats

Hastings' 100-Bushel Oats

The Best of "Rust Proof" Oats for the South

Right seed of a right variety comes as near making a profitable crop certain as is possible in farming. When we introduced our 100-Bushel Oat five years ago we placed in the hands of the farmers of the South the safest, surest cropping, best paying oat that existed. There was nothing equal to it five years ago and there is nothing equal to it now. If you have 100-Bushel Oats direct from us (re-cleaned seed) you need have no fears of failure or even unsatisfactory yields. It's sure and safe for a fall planted oat in every Southern State.

We named it "**100-Bushel Oat**" because that's what it was making for us on good land and under good cultivation. You can't help but make money out of this oat if you give it half a chance.

Right here let's be honest with each other. This variety of oat isn't going to make a crop all by itself. You have got to do your part in the way of preparation of the land and careful planting. No seed on earth of any cultivated crop is going to do its full share of the work unless the planter treats it fair and honest by doing his share. You and we can't get 75 to 100 bushels per acre with a 10-bushel quality of preparation. The real point, however, is that if you give it anything like a chance with fair

preparation you are sure of a yield from 10 to 20 bushels more per acre than from any other oat you can plant.

We believe in the 100-Bushel Oat ourselves; grew nearly 300 acres of it for feeding on the **Hastings' Farm** this past season and expect to plant between 500 and 600 acres in it this fall to grow feed for our working stock. This 100-Bushel Oat is the only variety of oats we plant on the **Hastings' Farm** for our stock. Why? Because we can get at least 10 bushels more per acre from it than any other. Over on our Test Grounds we had some 25 varieties of oats from all parts of the country, north, south, east and west and not a single variety came anywhere near the 100-Bushel in yield. We keep up this test work every year and when we find any oat that equals our "100-Bushel" we will tell you about it. The more we grow and see "100-Bushel Oat" in all kinds of seasons and on all classes of lands the more we think of it. No oat that we have ever seen in the South is so hardy, healthy and vigorous, no oat that will stand up so well and do more than could be reasonably expected of it. That's the kind of oat that you can afford to plant and no other. With the open furrow system we have never known it to winter kill.



From a Photograph of a Field of HASTINGS' HUNDRED-BUSHEL OATS Grown in Meriwether County, Georgia. Three Years Before it Took Four Acres of This Land to Make One Bale of Cotton. Why Not Grow Oats Like This?

On the next page will be seen a reproduction from a photograph of a bunch of "100-Bushel Oats." Note the heavy well filled heads, the long, stiff straw. This is also shown in the field scene on this page, the gentlemen standing in the field being above average height.

For an all-round general purpose oat you will find nothing that can compare with it. Planted in the fall it is almost as hardy as rye, stools out strongly, makes the best of winter and early spring grazing for cattle, hogs, horses and mules and in the right season comes out and makes oats such as are shown on these two pages.

It's a true strain of Southern oat, "rust-proof" to a remarkable degree and adapted to all the South. Grains are exceptionally large and heavy, usually weighing 40 pounds or over to a measured bushel. It's just the oat for you, a Southern thoroughbred, an oat that you can depend upon. No matter where you live in the South it's the right oat for fall planting.

Every fall there are tens of thousands of cotton growing farmers who say "I would like to plant a few acres of oats but have no place to put them. My land is all in cotton and I won't get it 'picked out' in time." Such farmers are dead wrong. The field shown in the photograph above was sown before the cotton was picked out. On the **Hastings' Farm** hundreds of acres are planted every year on cotton ground before the cotton is picked out. For how we do this see page 6 of this catalogue.

Oats are easier grown than corn, cost less to make and are a better summer time feed for work stock, being less heating, and furnishes a combination grain and hay feed in case you do not wish to thresh them out.

Georgia, in one year, bought from outside the State over thirty-nine million dollars' worth of feed oats. Don't you think it a good time to change from buying oats to selling them?

OUR OAT EXPERIENCE MEETING

It's a good old church custom to have from time to time what are called experience meetings. It's a good custom in religious matters, it would be a mighty good practice for the farmers of the different districts, or precincts, or even counties to get together from time to time and have "farm experience" meetings where all the brothers could get together and tell of the things that have proven profitable, as well as tell of the mistakes they have made.

We have said that "100-Bushel Oats" are good all over the South. It's true, not because Hastings says so, but because "100-Bushel Oats" have been planted all over the South, and have "made good," and we have on this page testimony from all over the South telling how good they are. We have sold during the last three years over seventy-five thousand bushels of our "100-Bushel Oats," most of them to farmers who have either planted them before or have seen them growing on neighboring farms. All these oats need is a chance to show what they can do on your farm.

"100-Bushel Oats" in Several States

Georgia Planted two acres of "100-Bushel Oats" and two acres of Appler; "100-Bushel" was the best Oat by 15% to 20%. Yielded 60 to 70 bushels per acre against 50 to 60 for the Appler.—O. S. McRAE, Walton County.

I gave your "100 Bushel Oats" a hard test by sowing them on poor, thin, red land. Even under these conditions they grew well and made a good crop. They grew about waist high, with the largest, heaviest heads I ever saw. I am going to get more seed this fall and plant them on good land, for if this variety will make a crop on such poor land as I used last year, they will certainly prove profitable on good land.—T. F. CROW, Hall County.

Your "100-Bushel Oats" I sowed last fall with open furrow drill look fine and give promise of a large yield. It is the only field of oats in my section that has not been badly damaged by freezes.—DON HARRIS, Walker County.

From the "100-Bushel Oats" I bought from you last fall I made 90 bushels on one measured acre.—C. W. GRAY, Catoosa County.

Florida "100 Bushel Oats" were very fine. Planted side by side with another variety, they showed themselves 5 to 1 the best oats.—J. McVoy & Co., Escambia Co.

Made as fine a crop of Oats as I ever saw in New York State, the heads were well filled and of the very best quality. This is the oat for us to raise in this section.—H. C. PETTIT, Hillsboro County.

I bought your "100-Bushel" Seed Oats and am delighted with results. I have never made such a crop of oats before; they were the heaviest and the most to the ground I ever saw.—W. F. COWEN, Gadsden County.

Alabama "100-Bushel Oats" are the best. Made 50 bushels per acre; other oats on same land made 30 bushels per acre.—MR. W. H. HARRIS, Pike County.

I made 12 tons of straw and oats from two and one-half acres. I did not thresh the oats so do not know how many bushels there were, but they were notably the best Oats my neighbors ever saw, averaging five feet high, from seed planted October 1.—JNO. A. ROGERS, Sumter County.

Mississippi "100-Bushel Oats" planted last days of January made fine yield with unfavorable season. Texas Rust-Proof Oats in same field made complete failure. "100-Bushel Oats" are of great value. Small want more in the fall.—R. H. CAMPBELL, Scott County.

Have sown several acres of your "100-Bushel Oats" and have an excellent stand. It is the most vigorous looking Oat that I have ever seen. Your seed have proven very satisfactory, this is more than I can say for some seedsmen in — and other points.—O. M. HARRILL, President of Bank of Houlika, Chickasaw County.


Louisiana The best variety that has ever been seen in this country. They are strictly "rust-proof," which is a great point in their favor.—G. R. JORDAN, Jackson Parish.

Texas My 11 acres of "100-Bushel Oats" yielded 65 bushels, an average of over 62 bushels per acre. This yield excelled all others in the neighborhood of my farm, beating the next best by about 18 bushels per acre.—G. A. DUEBLER, Bexar County.

South Carolina Have sold all my oats I have to spare; sowed 8 bushels and threshed out 221½ bushels from 4 acres. Your oats are fine and am fixing for a big crop next time. Would pay \$2.00 a bushel rather than sow any other sort.—D. T. ANDREWS, Greenville County

North Carolina Am well pleased with the "100-Bushel Oats" bought of you last fall.—W. S. PERCIVAL, Moore county.

PRIZE WINNING BUNCH OF OUR HUNDRED-BUSHEL OATS



Prices of "100-Bushel Oats"

You want to get at least a start of this heavy yielding Oat this fall, no matter where you are in the South. You can't afford to plant the trashy oats sold by local merchants. You can't afford to sow oats obtained from a farmer who has weeds in his field. You can't afford to plant any but the best re-cleaned and graded seed Oats, just as clean of weed and grass seed as it is possible for the best re-cleaning machinery there is made to do it.

Pound postpaid, 25 cts.; 3 lbs. postpaid, 50 cts.; peck not prepaid, 50 cts.; bushel (32 lbs.) \$1.50; 5 bu. \$6.75; 10 bu. \$12.50. Freight rates and samples sent on request.

Other Safe Varieties of Southern Oats

While we positively know by experience covering many years that Hastings' "100-Bushel" Oat is superior in every respect to the other varieties there is always a greater or less demand for the older varieties and we carry the following in stock as regularly as possible. All the seed we send out of these varieties is re-cleaned just as carefully as possible and is superior seed stock to any that you can obtain elsewhere of these varieties.

Georgia Grown Appler Oats

This variety is a selection from the Texas Red Rust Proof made years ago in Sumter County, Georgia, and was the best variety up to the introduction of the "100-BUSHEL." It is still largely planted but the yield is usually 20% to 30% less per acre than the "100-BUSHEL." It is a genuine "rust proof" strain and perfectly safe to plant for a fall oat anywhere in the central and lower South. Price, re-cleaned and graded seed, peck, 40 cts.; bu. (32 lbs) about \$1.15. Write for quantity prices when ready to buy.

Texas Red Rust Proof Oats

Genuine Texas grown seed. We get this variety direct from Texas in solid car lots. While we do not recommend it as compared with "100-BUSHEL" and "APPLER," we can supply the very best re-cleaned seed with the weed seed and Johnson Grass, almost invariably found in them, removed. Peck, 40 cents; bushel (32 lbs.), \$1.00. Write for prices in quantity when ready to buy.

Burt or Ninety-Day Oat

Largely planted as a fall oat in Florida where it does well at that season but not recommended except for spring planting in the central South. The Burt is a quick maturing oat but is in our opinion much inferior, as a yielder of grain per acre. Re-cleaned and graded seed. Peck, 40 cents; bushel (32 lbs.), \$1.00. Write for quantity prices.

The Man With an Oat Crop

is safe. Corn has an exceedingly regular habit of giving out on most farms about June. With a good crop of oats your dollars are going to stay at home instead of building up the bank account of some Northern grain-growing farmer.

Hastings' Grain Book

Do you know how to prepare your land for 50 to 100 bushels of oats per acre? Can you prepare and get proportionately heavy crops of wheat, rye or barley? Do you know that these grain crops rightly handled will pay you better per acre than cotton on a bale per acre basis at 15 cents per pound?

These are not fool questions, they are based on fact. Such crops are being grown right along in Georgia, Alabama, South Carolina and other Southern States.

What other men are doing in this line you can do just as well.

We print in this booklet (40 pages) the experience and methods of some of these successful Southern grain-growing farmers. This booklet tells exactly how they do it.

This grain booklet is not for sale but it's yours if you are interested in this subject, and honestly want to know how to make a real success of these fall sown grain crops anywhere in the South. All you have to do is to ask for it and we will gladly send you a copy by return mail.

This booklet takes up in order Oats, Wheat, Rye and Barley with a special chapter on Winter Vetch, and tells you exactly how to handle these different grain crops successfully from start to finish.

During the next few months hundreds of millions of cotton dollars will come into the South. Let's each one of us do our share to make them stick here in the South. You will find this grain book a great helper in saving cotton dollars.

Open Furrow Method of Planting

The practice of the "open furrow" method of seeding oats and other small grain in the South has transformed the uncertainty of a fall sown crop into a reasonable surety. Under this system grain may be seeded as late as the last week in November with the assurance of a good stand and of the crop passing the winter uninjured. When the seed is put in on the open furrow plan, we doubt if 5% of the crop is winter killed, while the loss from "winter killing" of the hand sown fall oats throughout the cotton belt ranges from one crop in two to one crop in three, which equals an annual average loss of 40%. Moreover, the yield is always greater from the open furrow system for it puts the roots of the plants below the reach of ordinary drought.

The details are as follows: The land is well broken and harrowed, preferably the first week in October. The implement first used for planting was a light one-horse combination seeder and fertilizer distributor, seeding and at the same time fertilizing only one row at a time. (There is now a planter on the market that seeds four rows.) It is provided with a six-inch "shovel" plow-point to open the furrow into which are drilled the seed and fertilizer together from separate hoppers and in any desired quantity. The covering is effected by means of a wheel at the rear of the implement. The seeds on germination thus occupy the bottom of an open furrow some four inches deep, where the roots find anchorage in permanent moisture. The sides of the furrow are miniature "bluffs" which serve as wind-breaks for the tender grain against the cold north-

west winds, while the recurring frosts of winter constantly sift the soil into the furrow, almost filling it up by harvest time. The rows are run, if possible, east and west, but their direction is not of great importance, since the prevailing cold winds are from the northwest, and would therefore cross the rows diagonally, even when extending north and south.

By harvest time, which is usually in late May or early June, the grain has tillered to such an extent that the rows can hardly be traced across the field. Although planting one or even four rows at a time seems rather slow work, it is really more expeditious than it seems, while the assurance of securing thereby a certain crop should more than reconcile the planter to the delay. With the "open furrow" method liberal fertilization is advisable on planting and also an additional top-dressing of nitrate of soda in early spring, say 1.0 pounds per acre. Besides oats the process can be used equally well with other grains and permit wheat to be sown in the South as late as the middle of December.

We have spoken before of drilling in oats between the cotton rows. This "open furrow" method is used, and on the supposition that the ground has been broken deeply and well prepared for the cotton, the soil below is loose enough so that the grain roots will penetrate deeply enough to make a successful crop even without a plowing just before planting the grain. This "open furrow" method is advisable even in sections where there is no danger of freezing, as it puts the roots down into permanent moisture.

SOUTHERN BARLEY and SOUTHERN GROWN RYE



Every year sees large increases in the acreage of these winter cover and grazing crops. They are of immense value wherever used, for either rye, barley or oats will save from washing away in the winter rains two to three times as much plant food per acre as the average farmer puts on in commercial fertilizer in the spring. Many a reader of this catalogue may laugh at that statement but it's a fact just the same. In the hill lands of the South the loss of fertility has come more from "washing away" than "wearing out." It's these cover crops that stop that "wash" and when turned under in the spring add vegetable matter to the soil. As a rule the worst washing is during the winter rains and that's when your soil needs the cover crop. In making your farm plans don't forget to put in rye or barley as well as oats.

They are not legumes and so do not enrich the soil with Nitrogen, but they make a great deal of vegetable matter, and if turned under on the land, will greatly help poor or run down soils. It can be sown in corn or cotton when these crops are laid by, and many of our farmers are using it for this purpose. From July to November is the usual range of seeding, though in the lower South it can be put in even later.

Rye is very hardy and will stand our coldest weather without injury. The land for rye should be prepared the same as for wheat, but the poorer the land, the earlier it ought to be sowed, so as to give the rye a chance to get well established before severe cold weather comes on. It can be put in either broadcast or with a drill, though we believe in drilling for best results. The seed should be covered from an inch to two and a half inches, depending on the lightness and dryness of the soil. In heavier soils, of course, the lighter covering should be used.

With early plantings, and especially on poor land, a bushel per acre is about the right amount of seed to use. On better soil or when the crop is put in later, use from one and a half to two bushels per acre. Some of our customers who plant for forage on first-class land use three or four bushels per acre. There is no better fertilizer for rye than good applications of well-rotted manure, and it will thrive under such treatment. If commercial fertilizer is used, any standard mixture such as would be suitable for oats or wheat will give results with rye.

Hastings' Genuine Southern Grown Winter Rye

Every winter and spring there goes up from all over the lower South a complaint that the rye don't do well; "rusts" badly or dies out. This complaint almost invariably comes on rye sold by local merchants and obtained from wholesale grain dealers in Southern cities. Now the local merchant is not to blame, for his purchase is made in good faith. The real trouble is that the mass of rye handled in this manner is neither winter rye nor Southern grown rye, the bulk of it being what we term as spring rye from Missouri and States further north.

All rye which we handle is strictly winter rye and perfectly hardy. It is Southern rye and adapted to this entire section either for winter grazing or grain production. With half a chance it almost invariably "makes good" wherever planted in the South. Below we give the statements of men in several States who have used it and know exactly what it has done for them on their farms. It will do the same for you.

Every bushel of rye that goes out from this house is right stock. We know exactly where it comes from. Every bushel of it goes through our re-cleaning machinery which takes out a 1 dust, trash and light grains that are left in it by the threshing machines. It's exactly what you need to make a successful rye crop next winter.

Georgia "We sold the rye bought of you last fall and our customers were well pleased." Ricketson & Moore, Broxton, Ga.

"Rye bought of you last fall was used as a forage crop and grew so satisfactory that I shall want 5 bushels more this year. Have bought other seeds from you in the past and they have all been true to name and made large yields." G. A. Wallace, Leesburg, Ga.

Alabama "Rye bought from you was planted for forage and cover crop. I never saw finer rye. Grazed it all winter and spring and then plowed it in." N. J. Latham, Yolande, Ala.

"Rye gave perfect satisfaction. Some of it was ordered for my neighbors and they are so well satisfied that they have already asked me to order some of the same seed again." W. R. Williamson, Natural Bridge, Ala.

Florida "Seed rye bought of you was the best I ever used. Sowed October 20th, and my stock began to graze on it December 15th. Took stock off March 1st and then made a good crop of rye." N. Hurst, Harper, Florida.

Texas "The rye you sent was fine. Planted it for hogs. After being grazed it went to seed and was fine." J. M. Norwood, Hempstead, Texas.

Mississippi "The rye I got from you last fall was sown for grain and gave perfect satisfaction." A. J. Moore, McCool, Miss.

We also have dozens of testimonials from Louisiana, Tennessee, North and South Carolina and other States. Hastings' Seed Rye is all right. You need it, we have it.

Rye Prices Prices of seed grain of all kinds are liable to change from time to time. Present price **45 cents peck; \$1.50 per bushel.** Write for quantity prices when you are ready to buy if larger quantities are wanted.

Winter Barley In recent years there has been a great increase in barley planting, especially by poultry raisers who want it for winter green feed and grazing. Compared with rye the foliage is heavier and d grows more rapidly but requires heavier seeding per acre than rye. The seed stock which we have is the "bearded" variety. We cannot supply beardless barley. Barley prices change during the season. Present price 40 cents peck; bushel, about \$1.40 f.o.b. Atlanta. Write for large quantity prices

The South Can Grow Good Wheat

It's time for a great many of us to get our eyes open to plain facts. The South grows many millions of bushels of wheat every year, yet how often do you ever see a field or even a small patch of wheat in your neighborhood?

All parts of the South can and do grow good wheat. It's merely habit that we have got into looking on wheat as a product of the colder sections. Egypt is a great deal warmer country than any of the Central Southern and Gulf States, yet wheat has been one of the great staple food crops of that country for thousands of years, back as far as history goes.

Now, a great many of us don't realize that the yield per acre in the South, with intelligent handling, is heavier than the average yield per acre of what are known as the wheat growing States of the North. We have a corn crop growing on land this year that two years ago produced 51½ bushels of wheat on a measured acre. The illustration below is from a photograph of a field of wheat that yielded 35 bushels per acre.

If any one State would be classed as a non-wheat growing one, it would be Florida, and yet the picture in the reproduction of a page from The Southern Ruralist on page 18, shows a field of wheat near Lawtey,

Bradford County, Florida, a hundred miles or more south of the Georgia line. We could go on and repeat the details of stories of Alabama and Mississippi planting hundreds and thousands of acres every year, but it is unnecessary. The South can grow wheat and grow it profitably.

There are a million or more farmers in the Cotton States that never grew an acre of wheat in their life. They buy wheat (in the shape of flour), grown north, milled north, shipped from the north, and unless they pay an extra price for the extra fancy flour, they usually have occasion to "kick" about the poor quality.

Our Southern wheat is of the best, the quality of the flour from it is the best. If you want the best of flour, grow your own wheat here in the South and have flour made here. Any miller who can be assured of reasonable acreage in wheat is always glad to put in any necessary machinery for milling it.

Wheat growing is one of the necessities of a good, all round, profitable "live at home and board at the same place" agriculture that will put the South where it ought to be, the wealthiest and best agricultural section not only of the United States, but of the world. **Plant wheat!**

BEST TIME TO PLANT

It's impossible, in a general catalogue like this, to give detailed instructions. If you are really interested in wheat and other grains we shall be pleased to send you our "Grain Book" which is free on request.

The best time to plant wheat in the Southern States is from the middle of October to the middle of December. The aim in any locality is to give the plants a chance to get well established before freezing weather sets in. However, one of the best wheat crops we ever saw in this section was planted the day after Christmas. Seed should be drilled in, rather than broadcasted. The "open furrow" system for planting oats will answer splendidly for wheat.

In commercial fertilizer, the Georgia Experiment station recommends at seeding time 200 pounds acid phosphate, 50 pounds muriate of potash, 350 pounds cotton seed meal per acre, followed by 75 pounds nitrate of soda. In the spring, about ten days before time for first heads to appear. In seeding early use one bushel per acre. In late planting, say after November 15, you had best use from ¼ to ½ bushel more.



A CROP OF OUR GEORGIA RED WHEAT. THE MAN IN THE CENTER IS SIX FEET TALL. THIS WHEAT CROP YIELDED 35 BUSHELS PER ACRE IN GEORGIA. WHY NOT GROW WHEAT LIKE THIS?

Georgia Red This is a bearded wheat of the finest type grown anywhere. Now, we are constantly being asked the question, "what is the best variety of wheat?" Now, there is no one best variety of wheat for all kinds of seasons, lands and locations. Some growers prefer a bearded wheat, others won't have anything but a smooth or beardless wheat. Different growers and different sections have their preferences.

Up to two years ago our preference has always been for smooth wheats, but our wide observations convinced us that while the smooth or beardless varieties like Blue Stem were preferable in many respects, yet they only did their best under favorable seasons and general conditions. In what may be termed bad seasons, or on the poorer soils, or under cultivation and fertilizing below the average, the bearded varieties made best yields in almost every instance. Our Georgia Red is a superior wheat in the South. It's a vigorous grower and a heavy yielder. The above picture from photograph of a seed crop shows a field that turned out 35 bushels per acre, more than twice the average per acre of northern wheat lands.

Georgia Red is a thoroughly acclimated wheat, grown here in Georgia for many years. It's strong, vigorous and heavy yielding. It makes satisfactory crops in good seasons and bad. It's extremely hardy, standing severe winters without injury.

There are thousands of people each year in the South that plant wheat for the first time and possibly do not give the preparation that more experienced growers would give. To such we especially recommend our

Georgia Red, for it will stand adverse conditions better than any variety of wheat we know of. When you plant Georgia Red you know exactly what you have, an acclimated Georgia wheat that makes heavy yields. **Peck, 60 cents; bushel, (60 pounds), about \$2.00. Write for quantity prices and sample.**

Blue Stem or Purple Straw

This is an old favorite among wheat growers in the South. It's a fine rather early, productive, beardless variety of wheat, a standard in this section. It has always been a rather early variety but the strain we are now handling ripens from a week to ten days ahead of the old strain. Good for grain production or if you desire to cut it when "in dough" makes a splendid hay crop. **Price, peck, 60 cents; bushel, about \$2.00. Write for quantity prices, sample and freight rate.**

Red May Wheat

We have never been able to see where this variety was any earlier and better than the Blue Stem, although many prefer it to that variety, claiming greater earliness. It's a standard variety and a great favorite in the State of Tennessee. **Peck, 60 cents; bushel, about \$2.00. Write for quantity price, sample and freight rates.**

The South's Winter Washing

While it's unusual we want to take a page of this catalogue right here to talk about a matter that is of the utmost importance to every farmer and land-owner in the South.

Regular readers of the **Hastings'** catalogue in recent years will remember the emphasis we have laid upon stopping the money-drain from the South to the North and West for food and grain crops. There is another kind of drain that is equally as important and is costing the South probably as much, if not more, than the drain of money for food crops. We refer to the absolute waste of plant food in our soils through the washing effects of the winter rains that come on our bare fields during the winter months.

In September, 1910, there was a great Southern Conservation Congress held in Atlanta; able speakers like Ex-President Roosevelt, Gifford Pinchot and dozens of other men of state and national reputation spoke of the importance of conserving our resources, saving our forests and water powers and other resources by using them wisely, getting the full benefit and profit from them instead of destroying them as is commonly done by our present system of work in this country.

Now we believe, thoroughly, in the principles of conservation; it is important that our forests be not wiped out, that our water courses and water powers be protected, both for our own benefit and that of unborn generations to come, but in our humble opinion it is of a great deal more importance to the masses of our people that the washing of the plant food and fertility from the hills and slopes of our Southern farms be stopped than is the conservation of all of our other natural resources combined.

A gentleman from Northern Ohio gave us a new idea not long ago and the more we think of it the more we are impressed with the truth of it. This gentleman comes from a very rich agricultural section but in talking about the Southern lands he made the following remark: "Your lands are naturally much stronger than our Ohio lands."

Now we are familiar with the section from which this gentleman came and with a vision of those fertile Ohio farms in mind, as compared with the "washed out," barren-looking lands of the South, we could not exactly understand what our Ohio friend meant and asked him how he figured it out. His reply was: "If this was not true your lands would never have stood the abuse you have given them and still produce the crops that they do."

Our Ohio friend is right. We have abused our lands. We speak of them as "run down" or "worn out;" this is not true, they are simply "washed out" and every winter's rainfall, such as we have had this past winter washes away more actual plant food forever beyond our reach than we would put back there with ten years' application of commercial fertilizers on the average basis.

We talk about the land's being "exhausted" from cropping in cotton. If there is any staple crop on the face of the earth that takes little from the soil in the way of actual plant food it is cotton. The natural fertility of our soils was great; it will be again if proper treatment is given them, but our general system of shallow plowing and bare ground during the winter months has cost and is costing the South more actual loss than all the losses of the Civil war.

We haven't a word to say against cotton; it's a magnificent crop when properly handled but our eyes have been so blinded by cotton that we can't see the other crops in their right light. We have no patience with the man who swears that not another stalk of cotton shall be planted on his farm; neither have we any patience with the man who plants cotton only and then swears that the country is going to the "dogs" because he is not successful in his farm operations and finances. The plain truth is that where any one crop is planted exclusively on any farm, anywhere, the owner, or the operator of that farm is a slave to that one crop, regardless of whether it be wheat, cotton, corn or anything else. Incidentally he is also practically a slave to the supply merchants who credit him and carry him.

We are talking to the man who owns his farm; it's useless to attempt to talk on this subject to the annual cropper or the one or two year renter; they have no interest in the land except what they can "skin" out of it. Every acre that now lays bare through the winter ought to be covered with some green crop during the winter months; we care not whether it be rye, oats, wheat, barley, vetch, crimson clover, etc., the important point is to actually cover the ground; obstruct the surface movement of water, prevent its carrying away the humus or vegetable matter and along with it the valuable elements of plant food that your next summer's crops need and must have to be paying crops. Stop this everlasting washing by winter-cover crops, and your land will make bigger corn, bigger cotton or any other kind of crop. Every one of these cover-crops can be planted between cotton rows from August to November and will not be materially injured by being walked upon by the cotton pickers. Even if you want to plow it all up in January or February you will find it well worth your while; you have stopped the wash, you have added vegetable matter to the soil, which it needs, and with the proper amount of vegetable matter in your soil two or three times more yield per acre can be obtained from the use of the same, or practically the same amount of guano or commercial fertilizer that you now use to produce unsatisfactory crops, such as $\frac{1}{2}$ to $\frac{1}{2}$ bale cotton per acre or corn in proportion.

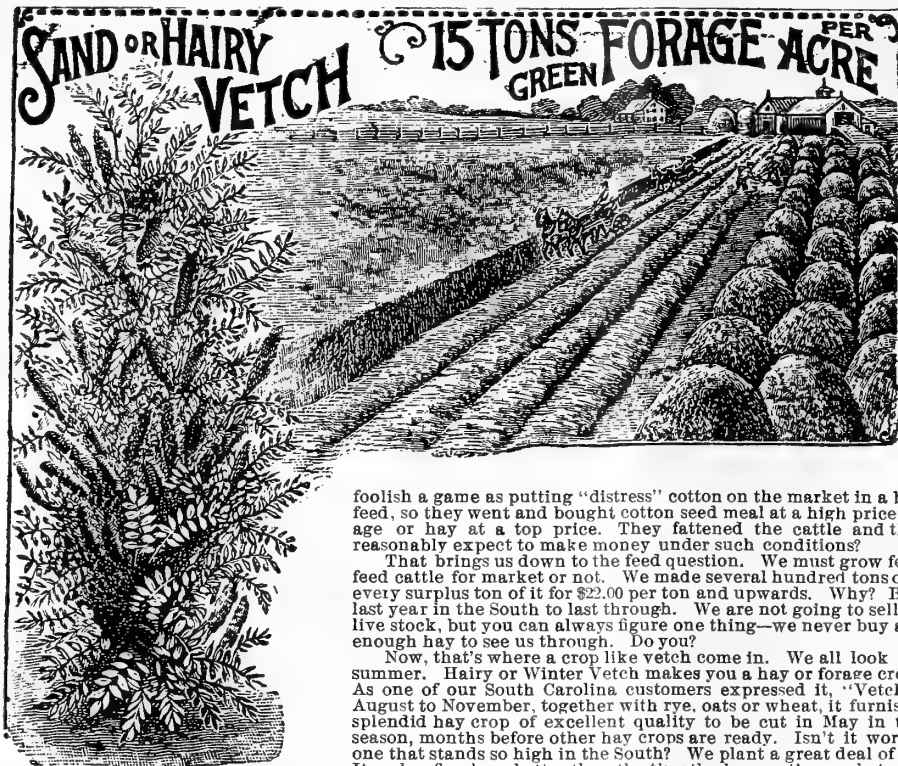
Nature is our one best teacher—watch Nature. You let a piece of land lay out—what happens? Nature gets busy; she covers the soil with anything that comes handy, weeds, broom-sedge, pine saplings, briars, etc., just anything to get it covered and stop the surface washing and through the decay of the leaves, weeds and grass, restores the vegetable matter that has been washed away by your negligence. The whole teaching of Nature is "Cover Crops" and their importance.

We can improve upon Nature's work by supplying rye instead of broomsedge, vetch or crimson clover instead of pine saplings or briars, but the intent is all the same—to stop soil washing, build up the land, restore and increase its fertility. Stop the South's winter wash with winter cover crops. If you have gullied hillsides fill up the gullies with pine brush and break up the "galled spots"—sow something on them; rye or other winter cover crops in winter, cowpeas in summer, and it won't be long until your gullies disappear and your washed out bare hillsides will be as productive as any other part of your uplands.

Up to now we have talked mostly to the hill folks and some of you down on the more level lands may think that this don't apply to you. Don't fool yourself; it's true that your lands don't wash as much as our hill lands do; your lands are mostly sandy and they need vegetable matter or humus worse than our hill lands and all during the hot summer when you are keeping that cotton crop clean and out of the grass the sun is burning up the vegetable matter in your soil just as fast as the winter rains wash it away from your hills. You need winter cover crops, not so much to stop the wash but to put vegetable matter back into your soil that last summer's sun took out.

No matter where you are in the South, no matter what kind of land you have, you need winter cover crops for grazing, for hay, for grain and for the land's sake.

This catalogue goes to most of you in July or August and when you read this it is none too soon to begin to plant for winter cover crops as well as to stop the South's winter washing.



Hairy, Sand or Winter Vetch

There has been a great deal printed in the Atlanta and other Southern papers the past two winters about fattening beef cattle for market. A considerable number of farmers in this section have tried it on, but there was one almost insurmountable obstacle to profits. To start with they had neither cattle nor feed, and had to buy both.

Now, there is no one believes any stronger than we do in the future of the South as a stock raising country, but there are two necessities. First, we must raise plenty of feed for the stock to feed on, second, we must raise the stock.

A great many people have lost money buying cattle and fattening them, even estimating the manure at a fair valuation. Why? They all went into the market about the same time and bought cattle for feeding of inferior quality at top of the market prices. They bought feed stuffs also at the top of the market, and every mother's son of them wanted to sell at about the same time, bringing the price down. It's just about as

foolish a game as putting "distress" cotton on the market in a bunch. Now, these feeders didn't have corn to feed, so they went and bought cotton seed meal at a high price; they had no roughage and bought hulls or forage or hay at a top price. They fattened the cattle and then sold on a declining market. Who could reasonably expect to make money under such conditions?

That brings us down to the feed question. We must grow feed, grain, hay, forage, no matter whether we feed cattle for market or not. We made several hundred tons of hay on the Hastings' Farm now. We have sold every surplus ton of it for \$22.00 per ton and upwards. Why? Because there wasn't enough hay or forage made last year in the South to last through. We are not going to sell any but surplus because we need it to feed our live stock, but you can always figure one thing—we never buy any hay. We make it a point to always make enough hay to see us through. Do you?

Now, that's where a crop like vetch come in. We all look on hay as something to be produced in mid-summer. Hairy or Winter Vetch makes you a hay or forage crop of the finest quality in winter and spring. As one of our South Carolina customers expressed it, "Vetch is the Cow Pea of the winter." Planted in August to November, together with rye, oats or wheat, it furnishes most excellent grazing all winter, and a splendid hay crop of excellent quality to be cut in May in the Central South. It furnishes fine hay at a season, months before other hay crops are ready. Isn't it worth while growing a crop like that, especially one that stands so high in the South? We plant a great deal of it every year, both for grazing and hay crop. It makes fine hay, better than the timothy hay on the market, and what's more it builds up land just as cow peas, velvet beans, soja beans and the clovers do.

grown on your land, you will get more than double the crops the first year by inoculating the seed with the *Fragmorm* bacteria for Vetch. (See page 16). After the first year inoculation will be unnecessary.

About Planting As stated, it had best be sown August to October for best results. The earlier the start the better will be the winter grazing. Vetch is a trailing plant, and should be sown with rye, wheat or oats to support it. Use one bushel of rye, wheat or oats with 30 to 40 pounds of Vetch. If sown alone use 60 pounds of Vetch where drilled in, or as high as 75 pounds per acre when broadcasted. In sowing be careful and not get seed covered too deeply, else the stand will be poor. Vetch needs to be covered very lightly.

Winter, Sand or Hairy Vetch

This is the real hardy, dependable Vetch that's perfectly safe to plant. It's a perfect success with growers in the Carolinas, Florida, Georgia, Alabama, Mississippi, Texas and Louisiana. It's valuable to the dairyman, the stock raiser, the poultry raiser, to the farmer whose hay will run short. This in combination with rye, wheat or oats makes the finest winter pasture you can get in the South, and no place is too small to have at least a small patch of it.

Mr. C. C. Whiteside, Elberton, Ga., says:—"Am very much pleased with my Vetch experiment. Results both surprised, and delighted me."

G. T. Ayer, Dade City, Fla., writes:—"For pasture I don't think anything can come up to Vetch and Oats."

John S. Horlbeck, Charleston, S. C., says:—"Am much pleased with the Vetch. Expect to use a large quantity next fall."

Geo. S. Ansley, Rockport, Texas.—"Made a success with Hairy Vetch. It's easy to gather, easy to cure, and as to quality, we think it better than cane or millet."

J. G. Brewster, Fordyce, Ark.—"Sowed Hairy Vetch with Oats for pasture, and it's fine."

R. F. Hall, Uniontown, Ala.—"Planted Oats with Vetch last October. Made about 3½ tons of fine hay per acre."

J. W. Watson, Vicksburg, Miss.—"The Vetch seed which I obtained from you produced a magnificent crop."

C. P. Beard, Vidalia, La.—"Was much pleased with my Vetch crop. Oats and Vetch pasture make as fine yellow butter as I ever saw and more of it."

J. Mitchell Jenkins, Laurens, S. Carolina, connected with the United States Department of Agriculture, wrote us:—"I think that Vetch alone, or in mixture with wheat, oats, or rye, one of the best hay crops, and soil improvers we can plant in the fall. I consider it the cow pea of the winter for our section, and no time do I neglect advising its being planted in the fall for spring cuttings of hay and as a soil improver."

Prices Pound, postpaid, 30 cents. At the time this catalogue goes to press it is impossible to make prices on large quantity. Indications are, however, the prices will be about 14 or 15 cents per pound. When ready to buy write us for prices on quantity wanted.

Georgia Experiment Station

Mr. R. J. Redding, then Director of the Georgia Experiment Station, under date of July 16, 1900, says:

"I sowed some little patches of the Hairy Vetch on Bermuda sod, and was astonished and agreeably surprised at the result, and am very much pleased with it; indeed I find it much more hardy than the common Vetch (*Vicia Sativa*), the severe freeze in February killing the common Vetch to the ground and not even singeing the Hairy Vetch. On one plot, occupied by a very heavy Bermuda sod, I sowed the seed in October myself at the rate of one bushel per acre, and did not attempt to harrow them in or in any way cover them. The result was remarkable. When at its best, I measured a small plot of it accurately and weighed the green forage. The amount was 29,500 pounds per acre."

Mississippi Experiment Station

Mr. S. M. Tracy, Director of the Mississippi Experiment Station, says of this plant:

Seed of this species was first sown in October, 1888, and since that time it has given heavy annual crops on the same ground, although it has received no attention, and the ground has not been plowed since the first sowing. In 1889 another field was sown, and has given equally good results. It is an annual plant, similar in growth to a pea vine, the vines often reaching 10 or 12 feet in length, and covering the ground with a dense mat of forage two feet in depth. Its seeds germinate with the first autumn rains, and in favorable seasons cover the ground by the first of January, and then furnish good grazing until April or May. If stock are taken off the field in March, the plants will mature and reseed the ground freely for next year, but if pastured until June the stand will be destroyed.

"Stock of all kinds eat it greedily, both in the pasture and when cut for hay. It bears our heaviest frost without injury; and is one of the few plants that can be grown during the winter for green manuring. I regard the Winter Vetch as the most valuable winter forage plant that the Department of Agriculture has imported, and unhesitatingly recommend it."

Equals a Ton of Cotton Seed Meal

The Alabama Experiment Station made a most remarkable discovery as to the high feeding and fertilizing value of Vetch. In reporting on this feature the Alabama Station said that it found that the nitrogen contained in an acre of Hairy or Winter Vetch when harvested in full bloom was equal to the nitrogen contained in 2,571 pounds of cotton seed meal.

At the Colorado Experiment Station Winter Vetch made a hay crop, turning out 3½ tons of dried hay per acre.

Other experiment stations report similar yields, showing that Vetch, with proper treatment will give just as good results as a winter crop as cow peas, soja beans, etc., do in summer. If Vetch has never been

Dwarf Essex Rape

A SPLENDID WINTER FORAGE PLANT

We have been surprised and pleased to note how successful many of our customers have been in growing Dwarf Essex Rape. It is getting to be more popular every year. Essex Rape looks a good deal like a rutabaga plant, but does not form the bulbous root. It is used for forage and green feed, and succeeds well during the cool weather of the late fall, winter and spring, in the South. The tops grow from 18 inches to 3 feet high, and the leaves are very juicy and tender and greatly relished by stock of all kinds. Rape grows best on rich land. A fine clay loam gives good results, and it may be said that it will do well on land rich enough to grow good turnips or rutabagas. Put your land in first-class shape by plowing and harrowing, sow the seed during the late summer and fall, either broadcast at the rate of 6 to 8 pounds per acre, or in drills 30 inches apart, which will take about 3 pounds per acre. It can be put in between your rows of corn at the last cultivation. If broadcasted, cover the seed with a light harrow.

Rape is especially a fine hog pasture and is also excellent for sheep, all sorts of stock eating it greedily, and it puts them in fine condition. At one of the Experiment Stations an acre of rape was used to pasture 20 hogs for three months, at the same time feeding some grain.

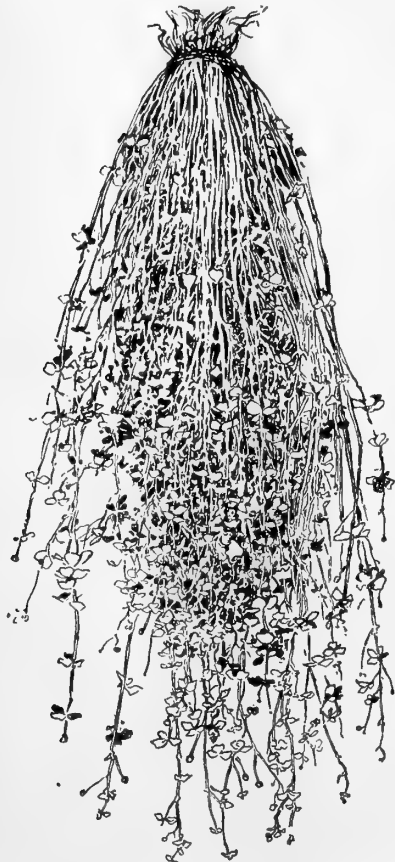
There is no danger that rape will become a pest on the land. When rape is planted under the right conditions it makes a tremendous amount of green forage per acre.

In preparing the land for a crop of rape, it ought to be put in good condition and fertilized as you would if you were going to grow a good crop of turnips, rutabagas, wheat or corn. If planted in drills the crop should be cultivated three or four times, and this method of growing the crop is the most satisfactory. The rape is ready for grazing in about eight or ten weeks from the date of seeding. It is not satisfactory as a hay crop, its chief value being for grazing and green forage. It will endure quite severe cold weather and on account of its quick growth it can be used with success from late summer into the early part of the winter, and by making very early planting it will supply early spring grazing.

Rape is not a legume, but belongs to the same family as turnips and rutabagas. So valuable is rape proving that there is not a month in the year now that we do not sell seed for planting in almost every part of the South. It is one of the most inexpensive crops to plant there is, seed cost being almost nothing compared with the value of the crop. Thousands of poultry raisers grow it for winter green feed. Pound, postpaid, **25 cents**. In quantity by express or freight not prepaid, **10 cents** per pound.



A Single Plant of Dwarf Essex Rape



Burr Clover

Grass and Clover Book

Every fall and spring we get inquiries by thousands as to the various grasses and clovers, and how to prepare soil, etc. It is impossible to answer all these inquiries in personal letters so we prepared a booklet on this subject giving the best methods of preparing the ground for and sowing the various clovers and grasses. This book is free to our customers and we shall be pleased to send you one on request. We need more cultivated grasses and clovers in the South. This booklet will help you on this subject.

Burr, Yellow or California Clover

The most astonishing thing about Burr Clover is that so valuable a plant is so little known in this section. It is one of the most valuable winter grazing, soil improving crops there is known. It is an annual plant, coming from seed each year, furnishing the best of grazing all through the winter, and if grazing is stopped late in March it will make a good hay crop in May. However, most prefer to let it go to seed, thus re-seeding the ground for another winter's grazing. In the meantime summer crops can be easily grown on the same ground. Our farmers can plant it with perfect safety, as there is nothing of a pest nature to it. Its growth is strong even on the poorest ground. On soil too poor for rye to get high enough to cut, Burr Clover made a growth $2\frac{1}{2}$ to 3 feet high. Burr Clover is a leguminous crop, gathers nitrogen from the air and, after furnishing winter grazing, leaves the soil in better condition for succeeding crops.

Burr clover seed is produced in small pickly pods wound up spirally into a ball. The Southern grown seed is always sold "in the burr," and the supply is usually scarce. We can supply this seed, and also carry in stock the California grown seed, which is clean, the seed being removed from the burrs. It is claimed that the home-grown seed is the best but we have seen magnificent crops grown from the California seed, and many of our customers prefer it, as it takes less seed per acre and, being clean, it germinates better as a rule.

If the seed "in the burr" is used sow at the rate of 50 pounds per acre. Growers who have had the most experience with their crop advise the use of 75 or 80 pounds, but 50 pounds per acre will give a good stand. If clean seed is used, 10 pounds per acre will be sufficient. Where the "rough seed" or seed in the burr is used it is not necessary to inoculate as the burrs carry the nitrogen bacteria. If cleaned seed is used inoculate seed with Farmogerm for Burr Clover.

An excellent plant for sowing on Bermuda grass land, as it matures its seed and dies at about the time the Bermuda grass starts into growth, and when the latter is killed by frosts this soon takes its place. A mixture of these two plants comes nearer giving continuous grazing than any other mixture we have tested.

At the time this catalogue is sent out (July) we have no seed of Burr Clover on hand. In August our supply of the Georgia grown seed in the burr will be in. The California crops owing to climatic conditions mature later and do not reach Atlanta before September. So far as can be foreseen at this time we shall have an ample supply of the California clean seed (hull or burr removed) during the fall months, also the rough seed. Prices, **Rough Seed** (in the burr), **35 cents** per pound, postpaid. Bushel (10 pounds), about \$2.00, subject to market changes. **Cleaned Seed** (burrs removed), **45 cents** per pound, postpaid; 10 pounds, not prepaid, **\$3.00**.

ALFALFA OR LUCERNE CLOVER

We are using this illustration of Alfalfa, not because of any special beauty but because it illustrates the wonderful deep rooting qualities of this most valuable plant for the South after it has been established three or four years.

If there is one plant in the world, outside of the great staples of wheat, corn, cotton and oats, that is more talked about, written about and studied about than any other it's this plant, it's Alfalfa. This is not only true of the United States but it is true of all the civilized world. It's one of the most adaptable plants in the world, seemingly growing under almost every condition of soil, climate and elevation. We have seen it growing luxuriantly on the highly cultivated farms of France, we have seen it up near the Canadian line, in the far off States of Oregon and Washington, we have seen it grow in greatest luxuriance in the extreme burning heat of the below sea level desert valleys of Southern California, and we have seen thousands of acres of it in the high plateau country of Southern Mexico nearly 8,000 feet above sea level. It is a wonderful plant, wonderful in its adaptability, to so many parts of the world, wonderful in its long life and heavy yield, wonderful in its high value as a stock food.

Our Most Valuable Permanent Clover

That's exactly what it is, the most valuable permanent clover in the world and every year sees hundreds of thousands of acres of permanent Alfalfa fields added to the farms of this country and we want to assure you that if there was an acre to an acre and a half of Alfalfa established on every "one horse" farm in the South the owners of these farms need never worry about buying hay or forage and it would also largely take the place of corn. We have seen work stock in Southern California in the finest condition we ever saw horses and mules and they don't get a peck of grain from one year's end to another. They get all they want of Alfalfa hay and that's enough. They have the muscles to do the work and yet keep fat; not the little 800 to 1,000 pound mules that are so common here but 1,300 to 1,600 pound horses and mules that have actually got the pulling power. Alfalfa is just about as nutritious hay as you can grow, and once well established and cared for it's there to stay, that is, on land where water is not too near the surface. We understand that there is one patch of Alfalfa now in middle Georgia some 42 years old that is better now than when 2 and 3 years old. What do you think of a single sowing lasting over 40 years? It's a stayer and it's been piling up hay for its owner right along, furnishing 4 good cuttings a year and sometimes 5, practically 5 tons per acre per year. Alfalfa hay is selling in Atlanta now at about \$36.00 per ton. Do you know any better paying farming than that? We don't.

Surface rooting crops soon exhaust certain plant food elements near the surface and cease to do well. They also suffer from drought. Alfalfa roots go down 10, 20, even 30 feet. They bring up plant food that no other crop can ever reach. They are beyond the reach of the serious effects of any drought we ever have. Those are reasons why Alfalfa is permanent.

Why Don't Your Farm Grow Alfalfa?

It's a fair question. Here is the most valuable hay and feeding crop in the world and we believe we are safe in saying that not one farm in a thousand east of the Mississippi River and south of Tennessee has an Alfalfa patch.

Now—a great many of our people have planted more or less Alfalfa and failed. Why? In practically every instance it has been because of lack of proper preparation of the soil and planting at the wrong season of the year. We advise above all things fall planting, September 15th to October 20th being the best time. The reason for it is this: Alfalfa in this section of the country starts off slow. Practically all of our lands are foul with weed and grass seed and with spring planting the weeds and grass almost invariably choke out the young Alfalfa, kill it by smothering before it gets a chance to grow. With fall planting, while the top growth is small all during the winter those wonderful roots of Alfalfa are penetrating down deep and when growing weather comes it shoots up ahead of and chokes the weeds and grass.

Another point: Hardly one farmer in a hundred puts enough preparation on the soil before the crop is planted. There is too much rough cloddy ground, too many lumps that the young clover or grass plants can neither go around, push over or penetrate. This makes bad stands.

In getting land ready for any clover or grass crop it should be plowed deep, harrowed and re-harrowed and dragged until it is smooth and fine. You can't get it too fine and smooth and every extra day's work put into the preparation means many dollars in the succeeding hay crops. This thorough preparation is mighty good for any crop but it's an absolute necessity for any grass and clover crop.

Now—back to our question—Why don't your farm grow Alfalfa? Have you failed in the past? If so, has it not been from planting in the spring instead of fall, or has it been from lack of proper preparation of the soil? Has it been because you haven't wanted to take chances and have never tried? If you do your part well there is mighty little chance of failure.

Inoculation of Seed and Liming of the Soil

In addition to the thorough preparation of the soil outlined above and more fully covered by our "Grass and Clover Book," which you can have a free copy of if you will ask for it, it seems to be necessary to lime the soil thoroughly and inoculate the seed.

Now Alfalfa don't take up lime and it's not a necessary plant food but all of our soils in the South-east seem to be more or less acid and Alfalfa will not grow in soil in which there is an acid condition. An average quantity, say about 25 to 30 bushels of air-slacked lime per acre applied broadcast on the surface and plowed in will thoroughly sweeten almost any acid soil and put it in the very best condition for seeding. This takes out all sourness which seems to be deadly to young Alfalfa plants.

With a valuable and permanent crop like Alfalfa it's well worth while to do everything possible to insure full success, no matter whether it be in soil preparation, liming and seed inoculation.

There are a great many people who do not understand this matter of seed inoculation. We believe fully in its value and importance, yes, necessity in starting Alfalfa in sections and on farms on which it has not been grown. Alfalfa from inoculated seed will make four to six times the growth that seed not treated will. For full statement as to the matter of inoculation of seed of Alfalfa and other leguminous crops see page 16 under the head of Farmgerm.

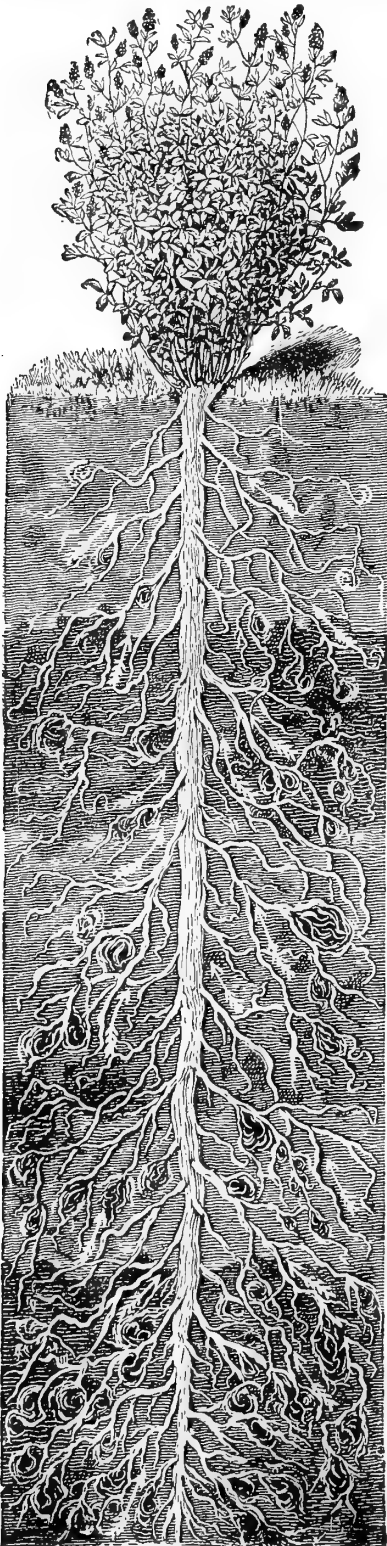
All Our Alfalfa 98% Pure or Over

Immense quantities of low grade foreign grown Alfalfa seed, full of weeds, trash, etc., have been dumped into the United States in past years. There is also much American Alfalfa full of dangerous weeds and the buyer of Alfalfa seed cannot be too careful in purchasing seed. If some weeds get a start in your fields success is impossible.

We handle no Alfalfa seed less than 98% purity according to United States Department of Agriculture tests. Most of our Alfalfa seed runs 99% to 99½% pure.

If you are offered Alfalfa seed at a low price we advise you to send a sample to Washington for testing. The Department of Agriculture will tell you the quality of any small sample of grass or clover seed you send them.

Now as to prices. All grass and clovers fluctuate and change prices from time to time. If you wish to buy in quantity write us when ready to buy stating quantity wanted. We will quote you lowest market price at that time and mail small samples of the seed, lb., by mail postpaid 45c.; 3 lb., postpaid, \$1.25. At time this catalogue goes to printer, prices of best Alfalfa seed is about 21 cents lb

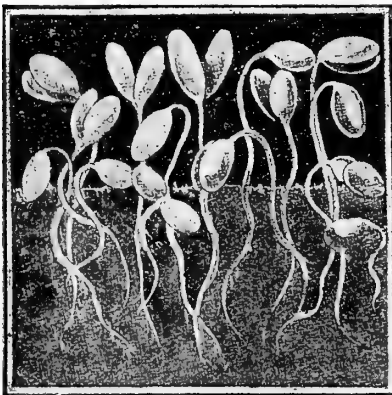


Alfalfa or Lucerne Clover

THE REASON WHY SO MANY DEALERS SELL GRASS AND CLOVER SEED CHEAP



No. 1—Sample of Our Best Grade Clover Seed



No. 3—Stand from Seed Shown in No. 1

Ever since we began to issue a seed catalogue and sell grass and clover seed we have talked the importance of quality in these seeds particularly. We have urged constantly the importance of buying nothing but the best in quality in seeds, for we knew positively that **the best was always the cheapest in the end.** In nothing in the way of seeds is there such carelessness and adulteration as in clover and grass seed. In recent tests by the United States Department of Agriculture, samples of clover seeds of various kinds were bought in open market and adulterations and weed seed up to 64% were found in some of this seed, being sold at low prices. On this page we show you the difference between the best grade, such as we sell, and the lower grades that are sold by the seed houses and dealers whose inducement to buy is a much lower price than ours. We are using clover seed to illustrate this, but what we show is equally true of every variety of grass and clover on the market. These illustrations are taken from photographs of clover seed magnified many times by powerful microscopes.

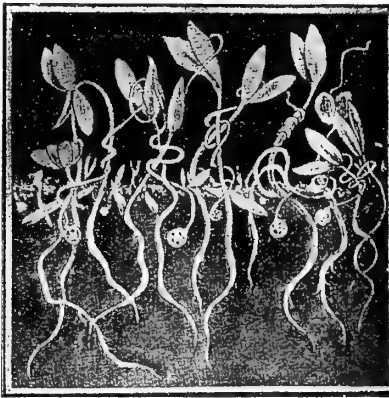
Illustration No. 1 shows you a sample of the best cleaned clover seed, absolutely free from all adulteration and weed seed, the only kind that is fit to plant. This is what we term "Best Grade" Seed.

Illustration No. 2 shows a sample of low grade clover seed just as purchased in the general markets. It's full of seed of noxious weeds many of which may be pests that you can never get rid of. Hardly half of the weight of this is good clover seed that will germinate, while every weed seed in it is a source of danger, a detriment to any piece of ground it may be sowed on. Yet the difference in the retail price of these two samples was only 2½ cents per pound, \$1.50 per bushel, and a bushel of clover seed will sow three acres. Let no man fool himself into believing that all clover seed offered is good clover seed. Not 25% of the clover and grass seed sold is best grade stock. These two illustrations show just **why** there is difference in price between our clover seed and some others, and that difference is not only in clover seed but goes all through the grasses. This is only one illustration, but it tells the whole story for all the grasses and clovers.

Illustration No. 3 shows what a clean stand may be obtained from the use of best seed. This is the result of sowing some of the seed shown in illustration No. 1. This would be a true representation of the young clover plants from your own sowing, supposing that your own ground is reasonably free from weed seeds. This illustration shows perfection in a stand of young clover. Now take a glance at No. 4, showing the planting of the sample of seed shown in No. 2. The clover seed has germinated, but so have the weed seeds, coming along as fast or faster than the clover. You can see that already the weeds are twining around the young clover, choking it out.



No. 2—Sample of Clover Seed at Low Prices



No. 4—Stand from Seed Shown in No. 2

Crimson Clover

Clover is a vegetable gold mine."

It will yield under fair conditions 8 to 10 tons of green feed per acre, 1½ to 2 tons of hay, and is considered worth fully \$20.00 to \$25.00 per acre as a fertilizing crop. Succeeds on almost all classes and qualities of soil except the very poorest but is especially valuable on light sandy or loamy soils. Sowed at the last working of staple crops like cotton or corn and is now largely used in seeding down orchards. Can be sown from July to November in the central and lower South. Crop can be grazed during the winter and if stock are taken off in March a full crop will be made. Sow seed broadcast at rate of 15 to 20 pounds per acre and harrow in lightly. Experienced farmers who know Crimson Clover claim that the growing of it on land will increase the yield of a crop of corn following at least one-third and other crops proportionately. If you have never had Crimson Clover on your land you will find that inoculation of these seed with Farm-o-germ for Crimson Clover will practically insure success. (See Farm-o-germ Page 16.)

Like all other grasses and clovers the market price of Crimson Clover changes often. Write when ready to buy asking for market price. Present price, pound postpaid, **35 cents**; 3 pounds, **\$1.00**. In quantity about **15 cents** per pound not prepaid. Write for prices.

Red Clover

A perennial clover lasting for several years on proper soil. The use of Red Clover for permanent pastures is not advised in the lower South but it seems to be admirably adapted to the hill parts of the South, especially the valley lands of North Georgia, Alabama and Mississippi as well as States further north. Makes two or more cuttings of hay each season and is fine for pasture and planting in orchards. Sow seed in either fall or spring at the rate of 12 to 15 pounds per acre for best grade seed. We guarantee 98% purity or above in our Red Clover seed. Weighs 60 pounds per bushel. Write for prices when ready to buy in quantity. Pound postpaid, **45 cents**. In quantity, not prepaid, present price about **25 cents** per pound.

White Clover


A perennial clover. A fine grazing plant for cattle and sheep and can be sown any time from September to March. Used a great deal in both lawn and pasture mixtures. Found in almost every part of the country and succeeds best on moist ground. If sown by itself use about 8 pounds per acre but use much less seed in combination with other grasses and clovers. Pound, postpaid, **50 cents**. In quantity not prepaid, about **37 cents** per pound.

Alsike Clover

Also known as Swedish Clover. The best clover for wet lands and not suited for dry soils. Pound postpaid, **40 cents**. In quantity not prepaid, present price **25 cents** per pound.

Melilotus or Bokhara Clover

A coarse clover resembling alfalfa in appearance but not very well liked by stock. As a land builder it has few equals. Lb. postpaid, **40c**. In quantity not prepaid, about **20c** per lb.



CRIMSON CLOVER.—"A Vegetable Gold Mine."

GROW Grass As Well As Kill Grass



Orchard Grass

soils in the lower South. Our "Elmwood Fancy" is the best grade of Kentucky Blue Grass known, coming to us direct from the Kentucky farms. It's pure, clean, free from chaff and of high vitality. We make a specialty of Blue Grass for the extensive lawn work here in Atlanta, where everything depends on pure vital seed, free from weeds. Sow 3 bushels per acre. Can be sown from September to April but October and November sowing usually give best results. Seed scarce and high. Write for market price when ready to buy in quantity. Present price, pound postpaid, 50 cents; bushel (14 pounds) not prepaid \$4.25.

Tall Meadow Oat Grass One of the most valuable hay and pasture grasses in cultivation, and it is especially desirable for and adapted to the South. It withstands the heat and drought of midsummer and the cold of winter, starts very early in the spring, and continues to give good grazing until late in the fall. For hay, it can be cut twice in a season, and will yield nearly double as much as timothy. Its nutritive qualities are first-class, containing, by analysis, more flesh and muscle forming materials than timothy, but it is not quite so fattening as that grass. It ripens at the same time as orchard grass and gives good results sown with it and red clover.

For hay should be cut as soon as it blooms. Tall Meadow Oat Grass is best adapted for good loamy uplands, but gives excellent results on nearly all soils, and even on light, medium or sandy soils. Farmers who have been sowing this grass for years are especially well pleased with the returns from it, and are sowing constantly increasing acreages each year.

When sown by itself sown at rate of 3 bushels per acre, either in the fall or spring. Sown with orchard grass and red clover, the quantities usually sown are 1 bushel (11 pounds) tall oat, 1 bushel (14 pounds) orchard grass, and 5 pounds red clover. The addition of 4 pounds fancy clean Redtop or Herd's grass seed to the acre to this mixture increase the aftermath and the yield of grazing. This combination is excellent, and one that has given very satisfactory results. It grows from 2 to 4 feet high, according to soil, it roots deeply, and is thus least affected by drought. It can usually be cut twice a year for hay and after being cut should be cured before being wet by dew or rain. It should be sown in the fall, from September on, according to latitude. Can also be sown during March and April. Write for prices when ready to buy. Present prices, pound, postpaid, 40 cents; bushel (11 pounds) not prepaid, about \$2.40.

Meadow Fescue A splendid hay and pasture grass for all the central South, particularly valuable for late fall and winter pasturage. Sow at rate of 2 bushels per acre August to October and February to April. Pound, postpaid, 45 cents. Bushel (14 pounds) prices on application.

Timothy This is one of the more strictly hay grasses. Valuable for North Georgia, Alabama, Mississippi and the hill and mountain sections of the Carolinas. Sow seed at rate of 12 to 15 pounds per acre. Pound, postpaid, 35 cents. Bushel (45 pounds) about \$7.50. Write for market price when ready to buy.

Georgia bought during the year 1910 over twenty-three million dollars' worth of hay from outside the State, mostly from States further north. Hay is dried or cured grass cut at the time it is in its prime. It is one of the great staple crops of this country, our recollection being that in value it is exceeded only by the great staples of corn, wheat and cotton.

Georgia is a hay buyer. So is every other one of the distinctively cotton States. In the face of the fact, this drain of millions upon millions of dollars of our money, there are millions of acres in the South suitable for grass crops that are "laying out" in briers, pine saplings and brush. We have got so used to looking on grass as an enemy in our cotton and corn fields that we have formed the habit of looking on it as a pest instead of a valuable crop. Grass in a crop needing clean cultivation needs to be killed. Every place else it ought to be encouraged and grown as a crop. It's more profitable than corn or cotton per acre.

You need grass for pasture and hay for your stock, the merchant and dealer at your nearest town needs the hay and would be glad to buy it from you instead of sending his money to Atlanta, Birmingham or other southern city hay and grain dealers. The only reason you don't get your share of these hay millions is that you haven't got the hay. If you will just get these lands of yours that are "laying out" into grass either for pasture or hay crop you have taken another step forward toward a better agricultural and financial condition for yourself.

The South lacks cattle and it lacks grass. With grass land on your place you can grow all the cattle you have grass land for. Grass and live stock are an endless chain and one farmer said: "We need more grass to grow more cattle to make more manure to grow more grass to feed more cattle."

Two points more on this grass question. While not a leguminous crop grass is a soil builder. Any land that has been in grass a few years makes marvel us crops of corn and cotton when put into cultivation again. Grass land don't wash away. A stand of grass holds land. If your lands are in grass that heavy shower or "gully washing" or "trash mover" storm is not going to carry your soil on down to the bottoms or on to your neighbors.

Plant grass. Look on it as a friend and not an enemy. Grass has a proper place on every farm and in its proper place it's the greatest friend and profit maker the farmer has.

Orchard Grass The most widely cultivated grass in the world and no other grass so easily adapts itself to widely different soils and climates. One of the most reliable grasses for both pasture and hay. Not advised for sandy lands but good on all clay lands that are not too wet. Any clay or loam soil that will make a fair crop of oats will grow Orchard grass successfully. Starts growth very early in spring and stays green well into winter. A quick grower and relished by all kinds of stock, especially when young. As a hay crop it is easily cured. Grows well in open ground or in forest pastures that have been cleared of underbrush. With proper care it is long lived. Sow seed at rate of three bushels per acre, October and November being the best fall months. Pound, postpaid, 45 cents. When ready to buy write for quantity prices. Present price, high grade seed, bushel (14 lbs.) about \$3.00.

Kentucky Blue Grass

Too well known to really need description. An excellent lawn and pasture grass for limestone land or stiff clay lands that are not too dry. It's a waste of time and money to attempt to grow it on thin or sandy soils in the lower South. Our "Elmwood Fancy" is the best grade of Kentucky Blue Grass known, coming to us direct from the Kentucky farms. It's pure, clean, free from chaff and of high vitality. We make a specialty of Blue Grass for the extensive lawn work here in Atlanta, where everything depends on pure vital seed, free from weeds. Sow 3 bushels per acre. Can be sown from September to April but October and November sowing usually give best results. Seed scarce and high. Write for market price when ready to buy in quantity. Present price, pound postpaid, 50 cents; bushel (14 pounds) not prepaid \$4.25.



Tall Meadow Oat Grass

Hastings' Permanent Grass Mixture

Eight years ago a gentleman came to our Mr. Hastings with a request to make him up a mixture of grasses that would be permanent, something he would not have to plant over again every two or three years, something that would give all the year round grazing. The result of that request was a well proportioned mixture of nine different grasses and two clovers. It was planted on rather rolling red clay land. This year that pasture is in better shape, has a stronger growth of grass than it had when it was two or three years old. It has furnished continuous pasture in wet weather and dry, in hot weather and cold. It has in addition to the pasturage furnished one heavy cutting of hay each year. At the end of eight years it shows no sign of falling, in fact it's in better condition than it ever has been.

The above is a record of our Permanent Grass Mixture. The land it was sown on was barely medium in quality. It would not have made over a half bale of cotton per acre. Yet that ten-acre pasture has furnished pasturage for numerous cows and horses the year round for eight years. Wasn't it worth while to take the trouble to break up the land thoroughly, then harrow it down fine, put on 400 pounds of standard grade of guano, and then spend \$6.00 per acre for a heavy seeding? Not a stroke of work or a pound of fertilizer has been put on that ten acre pasture since, and it's yielding its grass crop better now than ever before, and no sign of any let up.

We have detailed this to show you that a thorough preparation and seeding is well worth while, and there should be just such a permanent pasture to furnish all year round grazing on every Southern farm.

There is no Bermuda or Johnson Grass in this mixture. It contains nine different grasses blended just right together with red and white clover. It's a mixture that will make a pasture quick and stay by you through many years.

Sow 35 pounds of Permanent Grass Mixture per acre in October or November. Price 35 pounds \$36.00 F. O. B. Atlanta. All grasses and clover seed used in this mixture of the highest grade.

Italian Rye Grass An annual grass, very valuable for fall planting only. In the South it comes quick, completes its growth during spring and early summer. So rapid is its growth that several cuttings of hay can be made in one season.

It is also very valuable for use in Bermuda lawns during winter. After frost has killed the top of the Bermuda, burn it off, sow Italian Rye Grass on it liberally and scratch it in lightly with a rake. It will spring up quickly and make a green lawn during the winter, while the Bermuda is dormant. Sow at rate of two bushels per acre. Price, 30 cents pound, postpaid. Bushel (14 pounds), not prepaid, about \$1.75.



Italian Rye Grass
Bushel (14 pounds), not prepaid, about \$1.75.

Perennial Rye

Perennial Rye or English Rye Grass is very similar to Italian Rye, grows off a little slower, but has the advantage of lasting for years. Makes very heavy leafy growth, very fine for either pasture or hay. Sow 2 to 3 bushels per acre, September to December. Price, pound, postpaid, 30 cents.

Hastings' Evergreen Lawn Grass Mixture

For the Central South this will make a permanent lawn that will be satisfactory. For Florida and the light sandy lands of the Gulf Coast section it will not last, neither will any other grass mixture. In that section it will last for one season, but will largely die out the first summer. On the clay and loamy lands further up this is an unexcelled lawn mixture. After thorough preparation, sow about 3 bushels of seed per acre in October or November. We have a booklet on preparation of lawns which we shall be glad to mail you on request. Pound, postpaid, 45 cents; 3 pounds, postpaid, \$1.25 Bushel (14 pounds) not prepaid, \$3.50.

Red Top or Herd's Grass

A well known grass, succeeding well as a pasture grass on soils containing a fair amount of moisture, on river bottom land and on "seepy" hillsides. The first season the growth is rather weak, but it grows stronger each succeeding year. Will stand overflow. While it can be cut for hay once each year, its greatest value is as a pasture grass. For moist land it is one of the best grasses. Of this we handle only the very best fancy cleaned seed. Sow at rate of ten pounds per acre. Pound, postpaid, 45 cents. In quantity not prepaid, about 27 cents per pound. Write for market price when ready to purchase.

Genuine Rescue Grass

This, the genuine Rescue, is a most valuable annual winter and spring grass for the lower South, making splendid growth even below Tampa, Florida. The reader must not confuse this with the so-called Rescue or Arctic grass so freely sold by North Georgia parties. Arctic grass is cheat or chess, one of the worst pests of the small grain field.

Sowed in August or September the genuine Rescue Grass will frequently furnish a cutting of hay by February in the lower South, and another in April. If used for grazing (and it makes fine winter pasture), stock should be taken off by April 1st, to allow it to reseed itself for another season's growth.

Rescue Grass is well adapted to all the South as far West as Texas. It is not in any sense a pest, and can be killed out any time by close grazing so that it does not make seed. Sow seed in late summer or fall, at rate of about 30 pounds per acre. Prices, lb., postpaid, 35c; 3 lb., \$1.00. In quantity, not prepaid, 20c. per pound.




Red Top or Herd's Grass



Genuine Rescue Grass, or Bromus Uniflorus

USE FARMOGERM

It Will Help You Grow High Priced Fertilizer



This Tells the Story

germ in inoculation of seed is so simple that it can be done by anyone. With **Farmogerm** you don't have to have a chemical laboratory at your disposal for successful results.

We have been asked in the past to furnish clover seed and other legumes already inoculated. We have declined to do this for the bacteria soon lose their vitality after being applied to the seed unless the seed is planted in a few days from time of inoculating. It is better and safer, now that these bacteria can be sent you safely, to have the planter do the inoculating and plant the seed within a few hours.

Makes Better Crops, Saves Fertilizer Cost

Making better crops at less cost for fertilizer ought to be the aim and object of every farmer and gardener. **Farmogerm** will help do both. Remember, however, that **Farmogerm** only acts directly on what are known as leguminous crops; this includes all kinds of clover, beans, peas, alfalfa, vetches and peanuts. On these **Farmogerm** can be applied with direct benefit—that is, it will make a great deal larger crop per acre than you would otherwise get.

Our illustration below shows how these bacteria act on the roots of leguminous plants such as we just mentioned. The knobs or "nodules" as they are termed are little store houses of nitrogen, most costly element of plant food that these bacteria have gathered from the air. Some of this goes to feed the plant while growing but the larger part remains stored in the roots. After the clover, peas, etc., have been harvested these roots decay, leaving in the soil a store of nitrogen for succeeding crops. A good crop of any leguminous plant growing in soil deficient in nitrogen, will, if the seed be inoculated with **Farmogerm**, add to that soil available nitrogen equal to that found in 700 to 1,000 pounds of nitrate of soda worth somewhere from \$25.00 to \$30.00. What's more is that the nitrates added by a leguminous crop stay in the soil much better than when applied in the form of nitrate of soda.

The use of **Farmogerm** on any leguminous crop means 50% to 100% more of that particular crop per acre and it means a store of the highest priced element of plant food in your soil for succeeding crops. Isn't that worth while to you? It certainly is to us and **Farmogerm** is used extensively on the **Hastings' Farm** every year.



These Nodules Gave 200% Increase

Farmogerm Insures Alfalfa Success

If there is one crop that is attracting world wide attention it is Alfalfa. If there is one crop that is valuable above all others it is Alfalfa. There has been more or less experimenting with Alfalfa in the South and much of this experimenting has been a failure because conditions were not right. Unless Alfalfa finds the nitrogen gathering bacteria for Alfalfa in the soil, either naturally or applied through inoculation, the growth is slow and weak and it is not able to hold its own against cold, when planted in the fall or against weeds and grass when planted in the spring. Seed inoculation of Alfalfa insures a quick, vigorous growth right from the start, providing, of course that your ground has been properly prepared.

If interested in this subject let us know and we will send you a booklet on **Farmogerm**. It goes into detail on this subject in a manner impossible in a catalogue like this.

Prices **Farmogerm** is put up in bottles, and packed in specially made cases so that shipment by mail is entirely safe. In ordering **Farmogerm** be sure and state what kind of crop you wish to use it on, for each leguminous crop has its own special variety of bacteria. The bacteria for Alfalfa is worthless on Vetch and the bacteria for peas or beans would be worthless for Alfalfa, so be sure and state what you intend to use it on. Do not ask us to send you split quantities. These bottles of **Farmogerm** are put up in laboratories (acre bottles) and we cannot divide, mix or change them. Price \$2.00 per acre bottle, postpaid. We have **Farmogerm** for **Red Clover, Crimson Clover, Burr Clover, White Clover, Alsike, Alfalfa, Garden Peas, Garden Beans, Soy or Soja Beans, Canada Field Peas, Vetch and Peanuts**. Can also supply a mixed culture for garden peas and beans to plant about 400 feet of row for **50 cents**, postpaid.

Who Owns the Farm Under Yours?

We do not think it out of place from time to time to devote a page or two of our catalogues to something other than simply descriptions of seeds and prices.

We are all just on the verge of another fall planting time. We have done our best in recent years to encourage the planting of grain crops during the fall for we believe that the planting of grain crops will do a great deal towards solving many of our southern agricultural problems.

The more we come in contact with farming, by others, the more we farm ourselves, the more we are impressed with the absolute necessity for more and better cultivation before the crops are planted. Proper preparation of the soil is fully half the crop; few dispute this. The great trouble is the difference of opinion as to what is sufficient or right preparation.

The South, as a whole, and the cotton region particularly has two distinct troubles that are very closely related; low or small yield per acre and a "run down" condition of the soil more often expressed as "wore out". Now we want to protect against applying the term "wore out" to the clay soils of the South. It is true that they are "run down" and are not in a condition to produce maximum crops, just as human beings get "run down" when they violate Nature's laws and, as a result, can't work to full capacity.

Our lands are not "wore out", although it is true that a great part of the fertility of the first few inches has washed away under our system of cultivation.

Not long ago we heard a speaker addressing a meeting of farmers and his address was on the subject of: "**Who Owns the Farm Under Yours?**" It started a new line of thought with dozens who heard him. Down below the surface of your farm that has possibly barely been stirred by "Boy Dixies", "scooters" or other shallow working plows there is another farm. On that "other farm" is soil easy reachable with two to four-horse plows containing thousands upon thousands of pounds of plant food per acre, phosphoric acid, potash and nitrogen, which has never been touched, the roots of our summer growing crops of cotton, corn, etc., never penetrating the sub-soil. This vast store of plant food is down there waiting for you and for us to make use of it if we will.

Its down there locked in the sub-soil and there it is going to stay until that subsoil is loosened up so that rain and air can penetrate, and through chemical action make this enormous store of plant food available for our growing crops of the future.

Do not misunderstand us—we are the last people on earth to advocate turning a stiff clay sub-soil up to bake in the sun in the spring or summer, although turning up sub-soil in the fall so that it can freeze during the winter is always helpful. We believe above all things, in fall and early winter plowing, deep, and by DEEP we mean no less than 10 inches, actual measurement. Our own general rule is to go down 12 inches and more wherever possible. It is that kind of plowing that really pays on your next year's crop.

Now this does not necessarily mean to turn over 10 to 12 inches of dirt; it does mean to turn 6 to 8 inches of it and then running a sub-soiler 4 to 6 inches deep down in the bottom of the furrow.

If you can't plow over 4 to 6 inches deep in late fall or early winter it is better not to plow at all in the fall. Shallow broken land will run together worse in winter rains than if you let it lay over until spring. If plowed 10 inches or more deep before winter rains set in your soil won't run together and will be soft and mellow the following spring.

Deep plowing calls for plenty of mule or horse-power, something the majority of small farmers are short on. If you are short of power try and get up a "deep-plowing" club in your neighborhood and co-operate with each other in getting your farms plowed deep. You can, jointly, buy the necessary plows for deep plowing and consolidate your mule power (4 or 6) and before the usual winter rains set in all of your farms will be plowed as they never were before.

We have watched this deep plowing very closely and it is our observation, based upon our own farms, that wherever cotton, corn or other cultivated crops were planted on land broken 12 inches deep they have never suffered materially in the worst drought every experienced in this section. Once the water from the winter rains gets stored in the soil below and the cotton and corn roots reach down to it you need not be afraid of the worst drought, so long as you keep up light surface cultivation during summer months.

Unless the land is broken 10 to 12 inches deep you can't store up much water in the soil from the winter rains. Ordinarily our soils in the hill and rolling sections of the south shed these winter rains like a duck's back and the water your crops will need the following summer passes on down the creeks and rivers to the Gulf or Atlantic Ocean, lost to you and your crops forever. You need and we need to save that winter rainfall. We are doing it—are you?

Another advantage of this deep plowing: There is so much said about our inability to use the better grades of farm machinery, especially riding plows and cultivators on account of the terraces and gullies. What makes these gullies—why are our fields cut up with terraces? Isn't it a fact that it's the water running off that's the cause of them? Terracing is like giving medicine to a sick man, but it is the wrong remedy; the sickness should be prevented instead of cured; It's a lack of deep fall or early winter plowing or the lack of winter cover crops to obstruct the flow of water that gullies these hills and slopes. Once get your lands broken 12 inches deep and a few hillside ditches made, you can do away absolutely with all terraces on farm land that is fit to cultivate. New gullies will not form and while you are doing that work you are laying a true foundation for a successful crop of corn, cotton, etc., the following summer.

The right time to do the plowing for your next cotton and corn crop is this coming fall and winter. A plow should never go in either one of these crops after the seed is planted. After the crop is up the harrow and cultivator are the only horse tools to use and they are all that is necessary if you have done most of the cultivation before the crops are planted, the deep plowing being done during the cool months of fall and winter instead of under the hot summer sun.

It will soon be planting time for the winter grains, wheat, oats, rye, barley, etc., as well as for vetch, the grasses and clovers; all of these are comparatively small seeds.

Except the oats drilled in between the cotton rows, most of these are planted on land where peas sorghum, corn or some similar crop has been grown. When the land is broken in the early fall it is apt to be lumpy and full of stubble; at the same time Mr. Farmer is mighty anxious to get the seed planted and at least three times out of four seed goes into the ground before it is right for it.

Please remember just this one thing: The plowing and the harrowing that you give that land before you plant is every bit that it is going to get; you must do all your cultivating before these crops are planted and that cultivation must be good or you won't have successful crops. Don't be afraid to run a disc harrow or cutaway over it a few times more than you ordinarily would; grind up all these clods and stubble. What show has a small plant like clover or oats or rye in attempting to push through one of those clods or around it? Is it any wonder that stands are poor when the field is full of lumps and stubble?

It's a great deal better to delay planting grain, grasses and clover from two weeks to a month rather than put the seed in poorly prepared ground. The nearer the looseness and fineness of an ash heap you get your seed bed of grain, grass or clover in the fall the surer you will be of a successful crop next spring.

SOUTHERN RURALIST

VOL. XVII—No. 8.

ATLANTA, GA., JULY 15, 1910

5c PER COPY—\$1.00 PER YEAR

WHAT FARMERS ARE DOING Ideas Being Intelligently Applied on Many Good Farms

GREAT IS THE DUST MULCH

I want to tell you of my experience on this old run-down land, where the former owner says he was starved out, and predicted the same fate for us, as soon as the money we brought with us gave out.

The year before we began here a certain tract produced about three bushels per acre of hobbins; hardly a good ear in the patch. I broke deep, prepared well, planted in furrow, covered with hoe, leaving slightly below the level, cultivated frequently, shallow, level; plowed five times with Southern Belle one-horse cultivator.

I then made a one-horse weeder of two by four stuff, in an A-shape; putting in 36 teeth of 40-penny nails, extending through two and a half inches. I ran this in the middles for the first working each week for four weeks, keeping a dust mulch one to two inches deep all through a very severe drought. The land held moisture finely. The soil two inches below the surface would "ball" by pressure in the hand at any time during the drought; while some I examined, which was bedded and ridge-cultivated, was so dry that not a sign of moisture showed till you went down eight inches, and then it would not ball.

My corn stayed green to the lower blades till the grain matured, and by actual measurement of land and corn, I made 21½ bushels of corn per acre without fertilizer, while some, on which I put a small quantity of stable manure near our hill at the time of planting, made 26 bushels per acre. So you can see that the extra preparation and cultivation I gave—more than was given the year before—produced over 18 bushels per acre additional. While the former year gave two bushels per acre (one-third off for the land rent), for breaking, planting, seed and three plowings, and only one bushel per acre rent, my plan gave seven bushels rent and twelve bushels per acre net for two extra plowings, and four weedings, which took two and a half hours work for each plowing, and one hour for each weeding, or twelve bushels of corn for nine hours work per acre. Did it pay?

At the proper time I may tell you

what I am doing with this same tract this year after fall breaking and subsoiling.

At the risk of being prosy, I wish to add that while I take seven of what are regarded as the leading farm papers, I get more actual benefit from the Southern Ruralist than from all the others, because it gives me the actual work of so many real, every-day working farmers. Sometimes their accounts of failures are as beneficial to me as their success, as it saves me from making the same mistake.

Springhill, La.

W. W. ABBOTT.

I am now sowing peas in wheat stubble; will cut them for hay this fall, then turn the stubble with two-horse turn plow. In the spring will broadcast manure, disk, and sow early oats; when the oats are cut the last of May, I will plow in more manure and plant to corn. I will lay by the corn with peas and turn again in the fall.

Spread your manure; plow deep; disk; plant and continually cultivate your corn or cotton, and sow peas! Then sow some more.

I have a 500-pound Duroc Jersey-Berkshire sow which brings two litters

A RECORD WITH CORN

One year ago, last May, I bought my little farm of ten acres here at the foot of picturesque Lost Mountain, Ga.

I am a city bred, have had no previous experience in practical farming, and have acquired my knowledge from reading and studying agricultural papers and magazines. Chief among all, I am indebted to the Southern Ruralist for my success in raising corn and my interest in this particular crop.

I am only a one-mule farmer. Nevertheless, as I believe in deep plowing at the proper time, I broke my land last fall to an average depth of 12 inches with a one-horse turner, and sowed land to oats as a cover crop.

This spring, beginning of March, I turned under oats, and after harrowing land thoroughly both ways and dragging same I laid off rows 3 1-2 feet wide with small sweep, plowing as deep as my mule could pull. I then planted three acres in Hastings' Prolific corn on March 24th, crossing with a spring tooth harrow. Corn was dropped, only one grain to the hill, one foot apart, as I wanted it to grow. It came up fine, giving a perfect stand.

April 6th I cultivated ground with spring tooth harrow, hearing down on it and going as deep as possible, killing all sprouting weeds; repeated on April 15th. April 24th we had remarkably cold weather, with snow during the night, four inches deep, and a freezing wind. At first I thought that my plants would be killed, but with the exception of about 200 hills which had to be replanted the corn bore up well.

May 2d corn received first hoeing. This was done thoroughly, removing every particle of grass or weeds in the rows and pulverizing all clods and making rows smooth and level. (I must mention here that corn was planted in a water furrow.) Same day middles were harrowed again with spring tooth cultivator, and left smooth, with weeds and corn much.

May 13th the corn was both hoed and middles harrowed out. May 20th I went over middles again with cultivator. May 27th I applied 300 pounds 10-2-4 as side



Bearded Wheat, Grown on Farm of H. D. Randall, Lawtey, Fla.

PEAS AND MORE PEAS

Land which formerly yielded 20 bushels of corn and a half bale of cotton to the acre, now yields 100 bushels corn, two bales of cotton, or 40 bushels wheat. I attribute my success with this land to planting cowpeas, and keeping up a proper rotation.

When laying by my corn I sow peas. When laying by cotton I sow the early black pea, and before frost have two things to pick off the same land, thereby increasing the profits and improving the land at the same time.


of pigs every year. These pigs are always fine specimens and bring \$10 a pair. She averages about ten to the litter; two litters a year are worth \$100 total value, and the feeding expense is very small compared with what the pigs are worth. I feed the pigs skim milk and middlings, and the sow a mixed ration.

Am cultivating all my crops as rapidly as possible now. It is much easier to cultivate a crop when you keep killing the small grass, weeds, etc., all the time. Once let the grass get to pushing you, and it will keep you "rattled" all summer.

J. M. GWRX.
Marietta, S. C.


Over 125,000 Copies Twice a Month

THAT BEST OF ALL FARM PAPERS AND THE MEN WHO MAKE IT



H. E. Stockbridge, Agricultural Editor

A REALLY PRACTICAL FARM PAPER Of all the agricultural papers in the country there is one that towers head and shoulders above all others in practical value to the farmers of the South. That paper is the **SOUTHERN RURALIST**, published in Atlanta, and the men who make it so valuable, Dr. Stockbridge and Mr. Merriam, whose faces are shown above, are practical farmers, who own and operate Georgia farms themselves. They are not city men, but men who really know the farming business. Mr. Merriam



F. J. Merriam, Editor and Publisher

has a 200-acre farm near Atlanta known as the Ruralist Farm, Dr. Stockbridge is the owner of a large plantation in Sumter County, Georgia. When they print anything in the Ruralist it is from their own experience or observation. No farmer can read the Ruralist for 3 months and then truthfully say he has not been helped. It helps us and it will help you, and that's why we want you have it.

The rot, nonsense and impractical stuff so common in most other farm papers finds no place in the Ruralist.

What Southern Farmers Are Actually Doing

With all due respect to Mr. Merriam and his wide experience; to Dr. Stockbridge who has no rival in scientific attainment in the South from his wide experience as Director of both the Florida and North Dakota Experiment Stations and the four years he spent as the head of the Japanese Agricultural Department; with due respect to Mr. C. L. Willoughby, Manager of Fern Crest Dairy Farm of Sandersville, Georgia, who handles the Dairy and Live Stock Department; to Prof. McHatton, of the Georgia State Agricultural College who looks after the Horticultural or Fruit-Growing Department; to Dr. Cary, Veterinarian of the Alabama Station who gladly answers all questions as to how to handle and cure diseased or injured live stock of all kinds and to F. J. Marshall who looks

after the poultry interests. All these gentlemen are interesting but we like best of all the issues on the 15th of each month under the head of "What Farmers Are Doing."

These middle of the month issues are regular farmers' experience meetings. They give the actual experience of the man right on the ground day in and day out, the "one horse" farmer as well as the larger ones. On the opposite page is one of the "What Farmers Are Doing" pages of the Ruralist greatly reduced in size. No farmer who wants to get best results from his farm can get along without a good farm paper. **THE RURALIST** is the best for you, because it's thoroughly practical. We guarantee you absolute satisfaction under the special offer below.

Our "Half-Price" and "Money-Back" Offer To You

The regular subscription price of the Southern Ruralist is now 50 cents per year. Through a special agency arrangement we are able to offer it to you for half price, 25 cents per year. We want every Hastings' seed buyer to have the Southern Ruralist for the next year simply because we know it will be worth many dollars to you in your farm work. Let no one say that he "can't afford" it. At our special half price offer the whole cost for one year is less than the value of 3 pounds of cotton, or about the value of a peck of corn. We are so sure that you will be satisfied with the Ruralist that we hereby agree that if you will send us 25 cents along with your seed order for the paper one year we will send you your money back at the end of 3 months and have your paper stopped if you write us that you are not satisfied that you are getting full value for your money and more.

In this offer we guarantee full satisfaction and money back if you don't think it worth it. You need the Ruralist. Every issue of the 24 during the year you will find helpful. Through us you can buy it for 25 cents, exactly half price, with an absolute positive guarantee of your money back if you are not fully satisfied. You can't get anywhere in this world a fairer, squarer offer than that. Just enclose 25 cents extra with your seed order for the Ruralist for one year. We will start it coming promptly.

The Summer and Fall Garden

Most of our people seem to feel that they have done their duty when they have made garden in the spring, apparently forgetting that many of the vegetables planted during the spring months are quick maturing, soon reach maturity and are used up and nothing is put in to take their place. Others think that a turnip patch fills the bill for summer and fall planting and let it go at that. As a matter of fact, in most parts of the South continuous gardening or rather a continuous supply from the garden is a possibility the year round.

Several years ago one of the Atlanta papers used to publish a monthly crop report from each county in the State and along about June or July almost every county would report "gardens falling." Now gardens "dry up" in June or July most frequently because people stop working them, let the ground get hard and crusty. They "fall" both from this cause and for the reason that the people don't plant something else to take the place of the vegetables already used up. As a matter of fact that garden ground ought to be kept busy the year round and some of the most profitable gardening of the year can be done during the fall.

YOU CAN HAVE A GOOD ONE IN YOUR OWN STATE

Beans Bush varieties can be planted in the northern half of Georgia, Alabama, Mississippi, Louisiana and Texas, also in North and South Carolina up to August 15th; in the southern half of these States named up to September 1st. Pole snap varieties like Old Homestead, also the pole and bush limas can be planted in the southern half up to August 15th. In Florida plant all kinds during August; the bush varieties during September, and in South Florida beans can be planted with more or less safety during all the fall months.

Beets The turnip-shaped varieties such as **Hastings' Improved Blood Turnip**, Eclipse, Crimson King can be planted in August in northern half of Georgia, Alabama, Mississippi, Louisiana, Texas and the Carolinas during August and first half of September. In the southern half of these States beet planting can continue until about October 15th. In Florida, Southwest Texas and many of the more protected Gulf Coast sections the plantings of beets may be continued during all of the fall and winter months. Beets are semi-hardy and will stand heavy frosts without serious injury. In Florida beets should be planted October, November and December.

Cauliflower Planting of cauliflower is not advised during the fall months except in Florida, Southwest Texas and well protected spots along the Gulf Coast. Seed had best be sown in late September or October for maturing in early spring months. Cauliflower will not stand heat and to be successful must be matured not later than April 1st in those sections. The same is true of Broccoli, which resembles cauliflower closely.

Cabbage In the lower South, Florida, Southwest Texas and the Gulf Coast sections this is the most important fall sown vegetable crop. Early varieties such as the Wakefields can be planted in northern half of Georgia, Alabama, Louisiana, Mississippi, Texas and the Carolinas in August for maturing before cold weather comes. In the southern half of these States plantings may be made in September and October of the later varieties, Perfection, Surehead, Sure Crop, Centennial Late Flat Dutch, Florida Drumhead for maturing during the late winter months. In Florida, the immediate Gulf Coast sections and Southwest Texas, the bulk of the seed planting should be during the month of October for March and April maturity. Cabbage is a half hardy vegetable and will stand considerable cold without serious injury, except when "in bud," that is the beginning of the formation of the head. If frozen at that time it is apt to run to seed without forming heads.

Carrots Suitable for August plantings in the northern half of the South, for September planting in the southern half. For Florida, Southwest Texas and close to the Gulf, plantings may be made almost any time up to December. The carrot is a vegetable that should be more largely planted in the South in the fall as well as in the spring.

Celery We do not advise the planting of Celery in the fall except in Florida, Southwest Texas and in sheltered spots along the Gulf. In that section August and September plantings are the most desirable for March and April maturity.

Cucumber While looked on as an almost strictly spring vegetable it can be planted in August and early September for quick maturity along the Gulf Coast and in Florida. Limited areas of this are found profitable in South Florida for shipments North.

Eggplant Not advised for planting in the fall except in South Florida. July and August plantings will mature in that State in about 110 days and like Cucumbers limited areas are found profitable for shipment from South Florida during the winter months.

Kale or Borecole The most delicately flavored of all the cabbage family yet entirely hardy in all parts of the South in any average winter. In the north half of the South September and October sowings are the best. In Florida and Gulf Coast sections plant up to January 1st. Kale should be in every garden in the South for winter and spring greens.

With the wide range of conditions of temperature and date of killing frost it is difficult to lay down any hard and fast rule as to when and what to plant in the fall and the schedule given below in the various States is to be considered only as a general guide.

We would emphasize here as to garden work what we stated as to farm work on previous pages, be sure and give thorough preparation before planting. It saves work later and practically insures success where with indifferent or careless preparation success would be doubtful.

Below, we give an outline of garden work in the different States for the months, August to December, so far as it can be given. It is really surprising how many vegetables can be grown even in the central South from late summer and fall planting. Market gardeners plant something every month in the year even as far north as Atlanta and this should be a guide to those who think that gardening is something to be done only in the spring months.

Lettuce One of the most widely grown and largely planted of the "salad" vegetables. Requires rich or well manured soil and plenty of moisture for quick growth. In northern Georgia, Alabama, Mississippi, Texas and the Carolinas sowings of lettuce can be made during August and up to September 15th. In the southern half these can be continued up to October 1st. In Florida, Southwest Texas and protected Gulf Coast points plantings may be continued all through the fall and winter, although the best months are October and November. Where the garden has cold frames or protected beds lettuce can be planted during all the fall months in the northern districts.

Mustard Largely planted in family gardens in both fall and spring. In the more northern sections of the South, August, September and October sowings are best. In Florida and the Gulf Coast sections October sowings are the best, although in Florida continuous sowings can be made October to February.

Onions Plant sets of the hardy varieties (yellow Danvers and Oc Silverskin) in the northern half in September and October; in the southern half plant from September to December. In the southern half also Florida and Southwest Texas plant seed of the Bermuda during October. Sets of all the onions can be planted all through the fall in that section but the Bermuda varieties from seed is preferable.

Garden or English Peas Extra earlies such as John L. and Alaska can be planted in northern half of Georgia, Alabama, Mississippi and Louisiana in August; in the southern half plantings of them can be made as late as September 15th. In Florida, South Texas and near the Gulf plantings can be made both of the extra earlies and second earlies such as Home Delight and Bliss' Everbearing almost any time during the fall and winter months. Peas are fairly hardy except when in bloom.

Radishes In the northern half of Georgia, Alabama, Mississippi, Louisiana, Texas, and both the Carolinas succession plantings of radishes may be made every ten days to two weeks from August 15th to October 15th. In the southern half of those States, also Florida, plantings may begin in September and continue at intervals all through the fall months. Good or well fertilized soil with sufficient moisture to insure quick growth is necessary to make crisp, tender radishes.

Squash We would not advise planting this in the northern half of this general district except between August 1st and 15th. In the southern half plantings can be made up to September 1st. In South Florida the bush squashes can be planted almost at pleasure any time during the fall months.

Spinach Most of our Southern people like "greens" during winter and spring and for this purpose there is nothing better than spinach. The seed does not germinate freely in warm weather so that planting should be deferred until weather cools down. It is perfectly hardy, standing any ordinary winter weather, making growth all through the winter and spring. For Florida and Gulf Coast sections November and December plantings are best.

Turnips This is the old standby in Southern fall gardens. In all the States except Florida, South Texas and immediate Gulf Coast sections the planting season opens with rutabagas in July and August, followed two to three weeks later with the bulb varieties of turnips such as Purple Top Globe, Flat Dutch, White Egg, Purple Top Flat, etc., followed in September and October with the "salad" varieties like Seven Top and Southern Prize.

100-Bushel Oats

For several years Mr. Thos. G. Scott, of Forsyth, Ga., has grown Appler Seed Oats for us. Last year we persuaded him to change his growing contract with us to our "100-Bushel." At the end of harvest, Mr. Scott writes us as follows: "Am well pleased with the '100-Bushel' Oat. My average yield per acre will be away ahead of anything I have had before." We feel complimented. Mr. Scott is one of the most progressive middle Georgia farmers and a noted oat grower.

Special Seeds for Summer and Fall

Hastings' Right Varieties of Right Quality at Right Prices

Every Time You Order Seeds or Write to Us Be Sure and Write Your Name, Post Office and State Plainly. Hundreds of Orders Are Delayed Every Year Because the Sender Forgets to Sign His Name or Give His Address.

Seeds Postpaid by Mail Remember that the prices given in this list include delivery of all seeds by packet, ounce, quarter-pound, pound, pint or quart, except where noted. Send us the amount named in this catalogue, and we guarantee safe delivery by mail in these quantities.

Liberal Premiums Please bear in mind that on seeds in packets and ounces only except cauliflower in ounces (no quarter-pounds, pounds, pints or quarts), the purchaser may select 25 cents worth extra on each dollar sent. This does not apply to orders for collections, prices of which are net. Please read carefully our **Special Premium Offer on back of Order Sheet.**

Cost of Sending Money In all cases where the order for seeds amounts to one dollar or more, the cost of post office or express money order or cost of registering the letters from places that are not money order offices may be deducted from the amount of the order.

Stamps On orders of seeds where the amount is less than 50 cents, we will accept postage stamps in good condition (one-cent and two-cent stamps preferred) the same as cash, but we would ask those re-mitting stamps to wrap them in oiled paper if possible to prevent them sticking together or to the order.

Special Express Rates We have obtained from the Southern Express Co. a special express rate on seeds shipped from us to our customers. The special rate is equivalent to a reduction of about one-third from the regular rates, and on shipments of less than 30 pounds we can, in most cases, ship by express as cheap or cheaper than by freight. As a rule, we can ship 15 pounds of seeds, or a peck of peas, or beans, or corn to any point reached by the Southern Express Co. for 35 cents. This does not apply to points on the Wells Fargo, American or Pacific Express. The cost in those cases will be 35 cents for each company on a 10 or 15 pound shipment, making a charge of 70 cents for a point when shipment is handled by two different express companies.

About Warranty H. G. HASTINGS & CO. give no warranty, either express or implied, as to description, quality, productiveness or any other matter, of any seeds, bulbs or plants they send out, and will not be in any way responsible for the crop. If the purchaser does not accept the goods on these terms, they are at once to be returned, and any money that may have been paid for them will be refunded. Crops are dependent for success or failure on so many things besides the seed that it is impossible for us to give any warranty or guarantee. This does not mean that we lack confidence in the seeds we sell, but we have no control over the seeds after they leave our house, especially so as to the methods of planting, cultivating and fertilizing, all of which are important factors in the success of any crop. If we should warrant or guarantee seeds in any way, we could be held responsible for the failure of the crop, regardless of cause, and this is a responsibility we cannot and will not accept. **No responsible seedsmen give any warranty.**

Palmetto Asparagus Seed


one foot apart. When well up, cultivate frequently and continue until the roots have grown for one year. In transplanting, put the roots 18 inches apart each way and 4 inches below the surface. Use your richest piece of ground and remember that you cannot use too much manure on Asparagus. Palmetto is earlier, a better yielder and more even and stronger in growth than many of the later introductions. Packet, 5 cents; ounce 10 cents; ¼ pound, 20 cents; pound, 60 cents.

Palmetto Asparagus Roots

Asparagus Roots. Plant them this fall in the lower South and save six months time. While this is a little more expensive than planting the seed, yet the time saved and the generally more satisfactory growth makes it well worth while to use the roots. 50 roots 85 cents; 150 per 100; postpaid. By express or freight, not prepaid, per 100, 75c; per 1,000 \$5.00; per 10,000 \$45.00. Roots ready about November 1st. Orders booked now.

French Globe Artichoke

A vegetable little known or liked by Americans, but highly prized by the French and Italians. This variety is for table use only. Best imported French seed. Packet, 10 cents, ounce 30 cents; ¼ pound, \$1.00.



Palmetto Asparagus

Bush or Bunch Beans

For Late Summer

and Fall Plantings



Hastings' Excelsior Refugee Beans

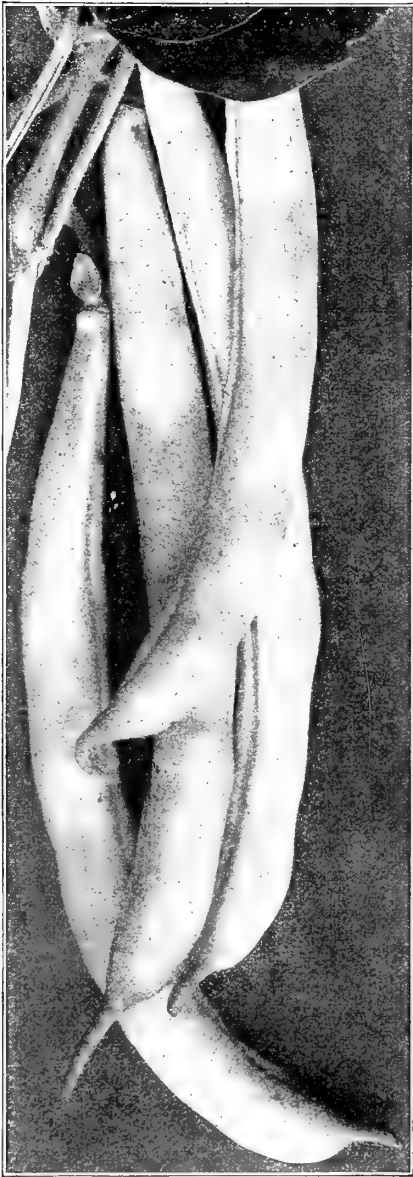
Culture If you don't plant beans in late summer and fall you lose a good part of the "bean season." Beans can be planted all through the summer in the Central South up to September with safety. In Florida and the Gulf Coast sections they can be planted still later. Late summer and fall plantings often yield heaviest crops. Sow in drills 18 inches to 2 feet apart; drop a bean every 5 or 4 inches, covering about 2 inches. Keep soil stirred frequently and when about to blossom draw the earth up close around them.

Hastings' Excelsior Refugee Beans For late summer or early fall plantings there is no better bean than Excelsior Refugee, where earliness of maturity, heavy bearing and resistance to hot summer sun is wanted. For the home garden it is all right; for the market gardener, for local market, or shipment to Northern cities it is a money maker. It is a vigorous grower and heavy bearer, of medium sized, round, very finely flavored green pods. No other variety equals it in ability to withstand either extreme wet or dry weather without serious injury; holds pods well up off the ground. We recommend it fully for either early or late plantings if you wish to combine sureness of crop, quality and quantity. **Packet, 10c.; ½ pint, 15c.; pint, 25c.; quart, 40c.; postpaid. Not prepaid, peck, \$1.15; bushel, \$4.00.**

Improved Round Pod Refugee or 1000 Almost identical to 1 with our Excelsior Refugee except that it is ten days to two weeks later in bearing. Immensely heavy yielder of round green pods of finest quality; especially resistant to drought, cold and unfavorable growing conditions. A favorite with shippers in Florida. It is very largely used by market gardeners, both for nearby markets and long distance shipping. Also for canning. **Packet, 10c.; ½ pint 15c.; pint, 25c.; quart, 40c.; postpaid. Not prepaid, peck, \$1.15; bushel, \$4.**

FULL STANDS In Summer require most vital seeds. You need them, we have them on hand.

HASTINGS' EXTRA EARLY RED VALENTINE BEANS (Round Podded)



Extra Early Red Valentine

Wax, having entirely round pods instead of rather flattened as in the Wardwell's. Plants strong and sturdy, long, round, handsome, stringless pods; very solid, meaty, crisp and tender. Early and productive and has become very popular among both market and home gardeners in the South. Packet, 10 cents; ½ pint, 15 cents; pint, 25 cents; quart, 40 cents; postpaid. Peck, \$1.40; bushel, \$4.75; not prepaid.

Hastings' Valentine Wax Identical with our Extra Early Red Valentine with the exception of its round, wax pods. Grows 15 to 18 inches high, making strong stalks. Has produced well grown pods in 37 days from planting; one of the earliest wax beans grown. Pods meaty and almost stringless; remarkably free from "rust," holds a long time without becoming tough. If you want a first class wax bean for either family use or market, Valentine Wax will please you. Packet, 10c.; ½ pint, 15c.; pint, 25c.; quart, 40c.; postpaid. Not prepaid, \$1.25; bushel, \$4.50.

Hodson Wax Bean A new bush wax variety, very popular with Florida shippers; strong, vigorous grower, with pods about 6 inches in length, nearly straight, thick, flat and meaty; very tender and of excellent quality; neither extra early or very late in season but a good medium. Packet, 10 cents; ½ pint, 15 cents; pint, 25 cents; quart, 40 cents; postpaid. Not prepaid, peck, \$1.25; bushel, \$4.50.

Prolific German Black Wax
Rust Proof Golden Wax

Standard, well-known varieties of very desirable wax podded beans for the South. Each, Packet, 10 cents; ½ pint, 15 cents; quart, 40 cents; postpaid. Not prepaid, peck, \$1.25; bushel, \$4.50.

The standard green podded bush bean for both market and home gardens in the South. An all right bean when the seed stock of it is right and ours is exactly right. Fine, meaty and round podded; very vigorous, early and prolific, uniform in ripening—a most profitable variety to grow. Look out for cheap seed of Valentine beans offered at an especially low price on the market, much of which seed will make flat, shucky pods. You can't get inferior Valentine beans from us; you might get them elsewhere. Ours are just what you want if you plant the Red Valentine. Packet, 10 cents; ½ pint, 15 cents; pint, 25 cents; quart, 40 cents, postpaid. Not prepaid, peck, \$1.15; bushel, \$4.00.

Hastings' Stringless Green Pod Beans

Our absolutely stringless, green, round podded beans; stringless in all stages of growth, from the time the first pods form until they are fully grown. It surpasses every other bush bean in crisp, tender qualities and fine flavor. It makes a most beautiful appearance with its long, smooth, green pods, natural size of which is shown in our illustration on this page. Extra prolific and strong—vigorous grower, coming into bearing just before Red Valentine and continues to produce long after other varieties have gone; the pods retain their superb eating and stringless qualities to the last. Of greatest value to those with home gardens and gardeners for local markets who desire to combine best quality with heaviest production. Tests of it by our customers in all parts of the South during the past few years have shown its superiority in every respect. It is one of the very best green podded beans that you can plant and you will make no mistake in planting some this summer or fall. Packet, 10 cents; ½ pint, 15 cents; pint, 25 cents; quart, 45 cents; postpaid. Not prepaid, peck, \$1.25; bushel, \$4.50.


Extra Early Black Valentine This bean is steadily making its way into favor as a market bean for the shipper for either fall or spring plantings, many shippers preferring it to Red Valentine because of its greater hardiness and resistance to bad weather conditions. It's extra early, a heavy bearer and holds up splendidly in shipment to Northern markets; equally good for home gardens, especially so for Florida and Gulf Coast sections. Packet, 10 cents; ½ pint, 15 cents; pint, 25 cents; quart, 40 cents; postpaid. By express or freight not prepaid, peck, \$1.25; bushel, \$4.50.

Davis' White Wax Bean Immensely productive market gardeners' variety, bearing large, handsome, almost straight pods, 5 to 6 inches in length. A first-class shipper for the Northern markets; remarkably "rust-proof." While its eating qualities are not of the best still its handsome appearance in market makes it a ready seller at top prices. Seed of this variety is white and can be used as a shell bean for winter use if desired. Pkt., 10c.; ½ pt., 15c.; pt., 25c.; qt., 40c.; postpaid. Not prepaid, pk., \$1.25; bu., \$4.50.

Wardwell's Kidney Wax One of the most popular wax beans in the South for either market or home use. Extra early, maturing in 5 or 6 weeks, with favorable weather. A vigorous grower, producing heavy crops of long, showy pods of beautiful appearance and remarkably free from "rust" under the most trying conditions of growth in the South; tender and of fine flavor. In shipping it stands up much better than most wax varieties, reaching market in splendid condition. A standard variety with market gardeners and shippers. Pkt., 10c.; ½ pt., 15c.; pt., 25c.; qt., 40c.; postpaid. Not prepaid, peck, \$1.25; bu., \$4.50.

Round Pod Kidney Wax Bean

A splendid new bean, being a selection from Wardwell's



POLE BEANS IN SUMMER AND FALL

Most gardeners have the idea that it is unseasonable to plant pole, snap and lima beans in late summer and fall. This is a great mistake. Planted during July and August in good garden soil they bear quickly and the vines are loaded until frost kills them. Try a late planting of them this summer. They bear much quicker than from spring plantings.

Florida Butter Lima Bean

The only sure bearing pole lima bean. You can't beat it for bearing anywhere in the South. It grows and bears profusely all through the season. Makes fine on poor land, begins early and stays late, furnishing plenty of delicious butter beans for fall use and then some for dry beans in winter. We have known Florida Butter for 20 years. It's a bean you can depend on. Heaviest of bearers and the quality will please you. Will make where other sorts fail completely. Pkt., 10 cts.; ½ pt., 20 cts.; pt., 30 cts.; qt., 50 cts.; postpaid. Pk., \$2.00; not prepaid.



Small White Lima

The climbing small lima. Pkt., 10c.; ½ pt., 20c.; pt., 30c.; qt., 50c.; postpaid.

Large White Lima

The true large Lima pole bean. Pkt., 10 cts.; ½ pt., 20 cts.; pt., 30 cts.; qt., 50 cts.; postpaid.

Hastings' Best 4 Bean Collection

Four of our best beans for fall plantings in home gardens in the South are our Stringless Green Pod, Wardwell's Kidney Wax, Old Homestead or Texas Prolific Pole Bean and Henderson Bush Lima. We will send you by mail one 10 cent packet of each of these 4 varieties postpaid for 25 cents.

If Poles Are Scarce Plant Some Bush Limas

The bush limas are especially valuable for July and August planting in the middle and lower South. Spring plantings, especially of Burpee and Henderson varieties are apt to shed the bloom without setting the pods. Summer planted limas begin to bear regularly just as soon as plants reach sufficient size and continue until frost. Any surplus above immediate needs can be saved for shell beans for winter use.

Jackson Wonder Lima Bean

The most prolific bush lima grown; of Georgia origin, flourishing in the driest weather and almost drought proof. Flavor is rich and delicious. One of the most valuable of all the lima varieties, the only objection being that the seeds are of a light brown color. This is the heaviest bearer of all the bush limas. Packet, 10 cents; ½ pint, 20 cents; pint, 30 cents; quart, 50 cents; postpaid. Not prepaid, peck, \$2.00.

Henderson Bush Lima

Smallest but most prolific of all the pure white seeded lima varieties, being a true bush form of the small lima or "Sieva." Begins to bear with summer planting in about 50 days. It is one of the most popular varieties. Packet, 10 cents; ½ pint, 15 cents; pint, 25 cents; quart, 45 cents; postpaid. Not prepaid, peck, \$1.50; bushel, \$5.50.

Burpee Bush Lima

True bush form of the large white lima with extra large beans. Packet, 10 cents; ½ pint, 20 cents; pint 30 cents; quart, 50 cents; postpaid. Not prepaid, peck, \$2.00.

Texas Prolific, Old Homestead, Kentucky Wonder

A superb, pole snap bean, known under all three names. A most profitable pole green snap bean for July and August plantings. With summer planting it commences to bear in 50 to 60 days and continues until frost. The pods are round, green and grow 6 to 12 inches long. They are rounded out, meaty, tender and stringless. Immensely prolific, a peck measure full often being picked from a single vine, our illustration giving you a good idea of its productiveness. If you have never tried this bean for summer planting, do so this season, you will be more than pleased with it. Packet, 10 cents; ½ pint, 15 cents; pint, 25 cents; quart, 45 cents; postpaid. Not prepaid, peck, \$1.50; bushel, \$5.75.

Southern Creaseback Bean


Fine for shell beans for use in winter, also known as "Fat Horse" bean. A strong grower and heavy bearer; pods tender when small but as they get full grown become tough. Beans are pure white and most excellent for shell beans for winter use. Packet, 10 cents; ½ pint, 15 cents; pint, 25 cents; quart, 45 cents. Peck, \$1.50, not prepaid.

Lazy Wife's Pole Bean

One of our most popular pole varieties, especially so for late planting. Pods are stringless and of a rich, buttery flavor, beans extra large, round, white and make splendid shell beans for winter use. Packet, 10 cents; ½ pint, 15 cents; pint, 25 cents; quart, 45 cents; postpaid.

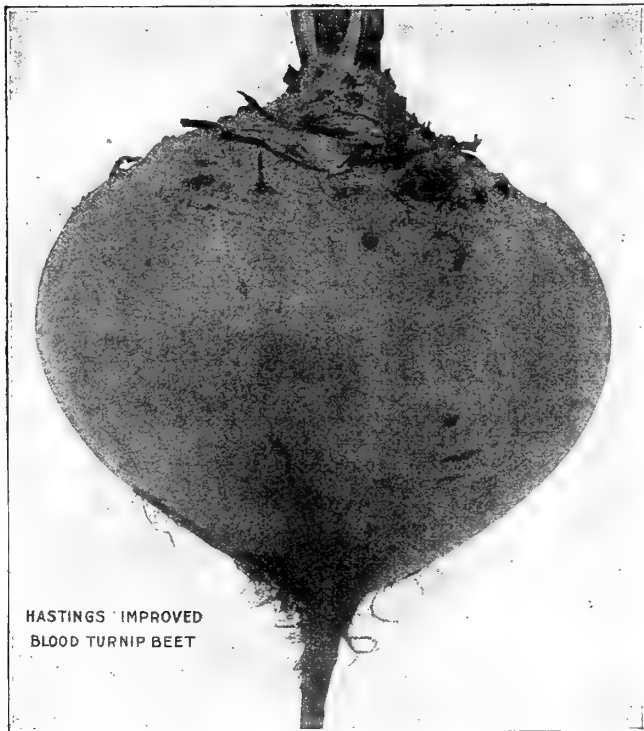
Early Golden Cluster Wax Pole Bean

In the Early Golden Cluster you have a wax pole bean, equal in all respects to the Old Homestead or Texas Prolific in vigor of growth, size and quality of pods, earliness, length of bearing, fine flavor and tenderness. Beans are large and white and make a most excellent shell bean for winter use, giving an excellent bean both for snap and shelling. Packet 10 cents; ½ pint, 15 cents; pint, 25 cents; quart, 45 cents; postpaid.



Florida Butter Bean

Texas Prolific—Old Homestead—Kentucky Wonder



HASTINGS' IMPROVED
BLOOD TURNIP BEET

Hastings' Eclipse Blood Turnip Beet

The most popular market gardeners' beet for the South as well as a favorite for home gardens for late summer and fall planting. Fine form, smooth, and free from stringy roots. Small top, rapid grower. Color a deep blood red which it retains fully after being cooked; quality extra fine, very sweet and tender, a heavy bearer and its handsome appearance make it an easy seller when placed upon the market, either locally or for long distance shipments. Packet, 5 cents; ounce, 10 cents; $\frac{1}{4}$ pound, 35 cents; pound, \$1.25; postpaid.

Lentz' Extra Early A splendid variety which is a great favorite for market gardeners in certain parts of Florida for shipment to Northern markets. Nearly as early as the Egyptian but larger and of extra fine quality. Color a deep blood red, tender and sweet at all stages of growth. Small top and in favorable seasons can be used in 6 to 7 weeks from sowing. Very productive, a splendid keeper and shipper. If you want a first quality, extra early beet the Lentz will please you. Packet, 5 cents; ounce, 10 cents; $\frac{1}{4}$ pound, 35 cents; pound, \$1.25; postpaid.

Half-Long Blood Beet A favorite for late use, intermediate length between our Improved Blood Turnip Beet and the Long Smooth. Color a deep blood red, smooth and free from stringy roots. In quality it is tender and sweet and remains in good condition for a long time after maturity. Packet, 5 cents; ounce, 10 cents; $\frac{1}{4}$ pound, 30 cents; pound, \$1.00; postpaid.

Long Smooth Blood Beet An old-time favorite in the South, has long, smooth blood red roots growing well down into the soil, enabling it to resist drought and heat. A few of these should be planted in every garden for use after all the other varieties are gone. Packet, 5 cents; ounce, 10 cents; $\frac{1}{4}$ pound, 30 cents; pound, \$1.00; postpaid.

Extra Early Bassano Well known, early, rather flat variety of beet for home gardens only. Packet, 5 cents; ounce, 10 cents; $\frac{1}{4}$ pound, 30 cents; pound, \$1.00; postpaid.

Swiss Chard or Sea Kale A beet grown for its leaves only. The mid rib of the leaf is cooked and served like asparagus, the other portion is cooked and served like spinach. This does not make a good root. Packet, 5 cents; ounce, 10 cents; $\frac{1}{4}$ pound, 30 cents; pound, \$1.00; postpaid.

Yellow Turnip Beet Almost identical with our Improved Blood Turnip Beet except in color which is a deep yellow. Slices of these alternating with red beets make a pleasing show on the table. Packet, 5 cents; ounce, 15 cents; $\frac{1}{4}$ pound, 40 cents; pound, \$1.25; postpaid.

Hastings' Seeds Always Please Planters In The South

OUR GARDEN BEET SEED

Note Practically all of the good beet seed is grown in France. The disastrous floods in that country followed by extreme heat and drought has cut down the yields of seed until there is almost a beet seed famine, some of the most popular varieties turning out only 10 to 15 per cent. of a crop. Naturally prices for good beet seed are very high as a result of these conditions.

Culture Sow in rich, well manured or fertilized ground, after same has been deeply plowed or spaded; sow thinly in rows 18 inches to 2 feet apart. In this latitude sow from July to September 15th, in Florida and the Gulf Coast sections plantings can be made from September to January. The seed is rough and the soil should be firmed or rolled after planting, providing the ground is dry or sandy. When 2 to 3 inches high thin out to 5 or 6 inches apart in the row. Young plants are superior to turnips and spinach for greens. In light, sandy soil cover seed 2 inches, in stiff clay not over 1 inch. Quantity of seed required, 1 ounce to 50 feet of row. 6 to 8 pounds per acre. Ready for use in 50 to 70 days according to variety.

Hastings' Improved Blood Turnip Beet

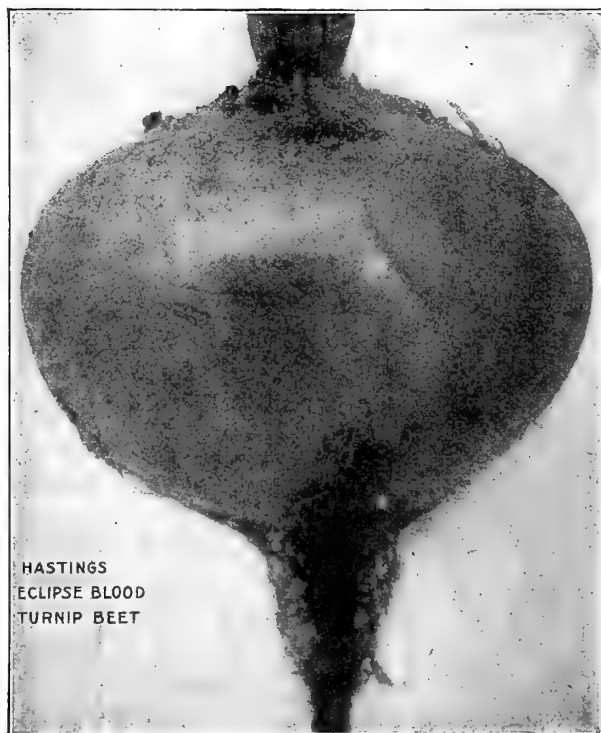
Most popular variety for home use and nearby markets. An improvement by our growers over the Early Blood Turnip Beet. Color a deep blood red. A fine even form, very uniform in growth, as shown in our illustration from a photograph; medium early and very productive, tender, free from stringiness and very sweet, good for either home or market use and most valuable variety for success in sowings. Packet, 5 cents; ounce, 10 cents; $\frac{1}{4}$ pound, 35 cents; pound, \$1.25; postpaid.

Hastings' Crimson King Of turnip shape, very uniform in size, shape and color. Sweet and tender and in favorable seasons it has been ready for use in 6 weeks from time of sowing. A splendid all-seasons' beet. Packet, 5 cts.; ounce, 10 cts.; $\frac{1}{4}$ pound, 35 cts.; pound, \$1.25; postpaid.

Extra Early Egyptian An extra early market gardeners' beet. A quick grower, producing smooth, rather flattened, turnip-shaped roots. When young flesh is sweet and tender but becomes stringy with age and we do not advise for home garden use. Pkt., 5c.; oz. 10c.; $\frac{1}{4}$ lb., 35c.; lb., \$1.25; postpaid.

Bastian's Extra Early An old, well-known variety but suitable only for family gardens. Packet, 5 cents; ounce, 10 cents; $\frac{1}{4}$ pound 30 cents; pound, \$1.00; postpaid.

BEET SEED SCARCE The floods and droughts in France for two years has caused very short crops of Beet Seed.



HASTINGS
ECLIPSE BLOOD
TURNIP BEET

Mangel and Sugar Beets for Stock Feed

Every year sees an increase in the number of farmers in the South who plant, at least, a small crop of Mangel or Sugar beets for stock feeding purposes. It is almost impossible to find crops that will give greater returns for the small amount of time and fertilizer spent on them than the Mangels, Sugar Beets and White Belgian Carrots. They are all immense yielders under good cultivation and make an agreeable change of feed for any animal kept on dry forage throughout the winter. In dairy cattle the increased flow of milk and generally improved condition of the animals in the spring will show their great value. Have your ground deeply plowed, then well harrowed until smooth. In the middle South seed should be sown only in the spring but in Florida and along the Gulf Coast plantings can be made all through the fall and winter. Make rows $2\frac{1}{2}$ to 3 feet apart, planting seed at the rate of about 10 pounds per acre. Both the Mangel and Sugar beets are equally profitable for stock feeding. Where their value is known almost every farmer plants from 1 to 10 pounds of seed each year and they find that it pays them well.

Jumbo Long Red Mangel Largest and heaviest yielder in the South of all the Mangel varieties. Roots grow from one-half to two-thirds above the surface; are usually 18 inches to 2 feet long and 4 to 6 inches in diameter. Ounce, 5 cents; $\frac{1}{4}$ pound, 20 cents; pound, 60 cents; postpaid.

Large White French Sugar Beet

Largest and one of the best of true Sugar beets and the rich sugar content makes them especially valuable in fattening live stock of all kinds. The sugar content when grown South is not sufficiently great to make them profitable for manufacturing sugar but they are a most profitable crop for stock feeding. Ounce, 5 cents; $\frac{1}{4}$ pound, 15 cents; pound, 45 cents; postpaid.

Brussels Sprouts A very highly esteemed member of the cabbage family, especially desirable for late summer and fall planting in Florida and the Gulf Coast section. The "sprouts" are miniature cabbages, growing closely on the stalk of the plant, a small head being formed at each leaf joint. Plants are quite hardy and live through the winter in all parts of the lower South. Quality and flavor are much improved by frost. Sow seed in July, August or September and when plants are 4 to 6 inches high transplant to open ground, like cabbage.

Improved Dwarf Brussels Sprouts


A most desirable variety for the South, producing compact "sprouts" of the very best quality. Packet, 5 cts.; ounce, 20 cts.; $\frac{1}{4}$ pound, 65 cts.; pound, \$2.00; postpaid.

Broccoli A vegetable very closely related to cauliflower, from which it is supposed to have come. Its culture is the same as that for cauliflower and in the Southern States in the hands of any expert cauliflower grower is a much surer header. There are many deterred from growing cauliflower by the high price of the seed. To those we recommend Broccoli; there are two varieties which do well in the South, the only difference being in the color of the heads.

White Cape--Purple Cape Each, Pkt., 10 cts.; $\frac{1}{2}$ oz., 20 cts.; oz., 35 cts.; $\frac{1}{4}$ lb., \$1.00.



Improved Dwarf Brussels Sprouts



Our Jumbo Mangel Beet

Did You Stop and "Take Notice"?

What of? The way these Boys' Corn Club boys are beating out the old folks on yield through thorough preparation, good seed and right cultivation. It used to be the case that the father taught the boy; in tens of thousands of cases now it's the boy teaching the father.

Early last winter we got a letter from a Mississippi boy, one of the Corn Club Boys. He wasn't a prize winner either, but he said. "With your Hastings' Prolific Corn and the government methods I made 66 bushels and 40 pounds on my acre. My father with his old corn and his old ways made 12 bushels per acre." Isn't that kind of an object lesson, one to make the father "take notice?" Ought not that farmer father to be ashamed of himself to let a 16-year-old boy beat him out like that?

What made the difference in those two crops? Land was the same. The boy prepared his ground deep and well, he planted good seed and he cultivated his crop during the growing season, not by giving it a lick and a promise, but by common sense, proven methods and by so doing made nearly $5\frac{1}{2}$ times more per acre than the father that stuck to the old ways. Now this isn't corn planting time but what the boy did on his corn crop applies to every crop that is grown on the face of the earth. Right and thorough preparation, the best seed obtainable, and common sense methods of cultivation mean farm success from every standpoint, and in no other way can the full measure of farm success be obtained. Take notice of these Corn Club Boys. It's worth while. You can learn from them. It's time now to think about and plan for the fall grain crops if you want to save yourself paying out all your cotton money for grain next spring and early summer. The time to begin to do it is now.

Down on the "Hastings' Farm" in Troupe County, Georgia, with more than 3,000 acres, the winter grain crops are just as carefully planned for, just as carefully prepared for, just as carefully planted and handled all through as is the cotton crop. Now for the rest of it. Our oat crop, for instance, based on the average market price of feed oats, pays better on an average for the time and money spent on it than does the cotton crop and the "Hastings' Farm" is some cotton producer according to what our neighbors say, with its yields of 1 to 2 bales per acre. What is the secret of these large yields by the boys? What is the secret of large yields on the "Hastings' Farm?" What is the secret of the large yields on the land of any progressive farmer in your neighborhood? It all gets back to these three points, good preparation, good seed, good cultivation. Luck don't count. The man that has "good luck" these days in farming is the man that goes after it with good preparation, good seed, good cultivation. The man that starts chasing "good luck" with a "scooter" or "Boy Dixie" plow; run of the gin cotton seed, scrub seed corn or common oats from a local merchant because they cost less at planting time; cultivation of the "lick and promise" sort is never going to get within looking distance of good luck, let alone getting a hold on her.

Of the Greatest Importance to Every Fall Buyer of Cabbage Seed in the South

1912 Cabbage Seed Shortage

For the third year in succession the Southern cabbage grower who plants in late summer or fall is confronted with a most serious shortage in American grown cabbage seed; in fact, it's an almost total lack of supply. The American cabbage seed crop is harvested in July and the indications are, so far as can be foreseen at the time this catalogue goes into the hands of the printer the present year's crop will also be exceedingly short, so the buyer of cabbage seed cannot look for anything but high prices on cabbage this fall or even next spring.

The situation, so far as cabbage seed is concerned, is exceedingly serious. We regret very much the necessity of making prices higher than in past years but it cannot be avoided until weather conditions can make possible the producing of, at least, average seed crops once more.

We do not handle anything except American-grown cabbage seed and this fact increases our troubles, so far as supply is concerned. There is a considerable quantity of European cabbage seed offered but we dare not use it for Southern trade, depending upon American-grown seed alone, that being the only seed to use in the middle and lower South. We only have limited amounts of all varieties listed in this catalogue at the present time and unless you wish to plant prior to September 1st would ask that you defer orders for cabbage seed until after that date when, in all probability, the 1912 American cabbage crop of seed will be ready for distribution.

50,000 ACRES OF CABBAGE

are planted every year in the Southern States from Hastings' Cabbage Seed. The first year we were in business we didn't sell enough cabbage seed to plant 100 acres. The difference between the 100 acres then and the 50,000 acres now means only one thing, and that is that Hastings' Cabbage Seed makes good wherever it's planted in the South. Cabbage, more than any other crop, is dependent on the quality of seed for success. No matter how good your soil; how well you cultivate or fertilize it, if the cabbage seed isn't the **right quality** you make a failure to a greater or less degree. You can't be too particular about the quality of the cabbage seed you plant, and if there is one thing that we are more careful about than any other it is with our cabbage seed crops. Every head that is planted out for seed purposes is carefully inspected by one of the great cabbage experts of the country and unless it is right in every respect, it is not planted. Our first, last and all-the-time idea in cabbage seed is "right quality" and every buyer of Hastings' Cabbage Seed gets the very best seed that money and experience can produce. We have only one grade—the very best that can be grown—and the buyer of a 5 or 10 cent packet gets exactly the same quality as does the big trucker or market gardener buyer in 50 to 100 pound lots. Cabbage is the most important of all the Southern vegetable crops. It's a standard crop on every truck farm and finds a place in almost every Southern home garden, and we can't impress on you too strongly, first, that you ought, if you want to be successful, to plant the best cabbage seed; and second, that Hastings' Cabbage Seed is just the quality to give you right results.

Mississippi Grows Some Cabbage Also

In a recent catalogue we printed an illustration of Mr. Noakes of Corpus Christi, Texas, and six heads of Centennial Flat Dutch Cabbage, the six heads weighing 97½ lbs. This interested Mr. D. D. Cowan of Hancock Co., Miss. who sent us the photograph of what he did in Mississippi with the Hastings' Cabbage Seed. Mr. Cowan writes us that his crop of cabbage went through 2 months of severe drouth and then made cabbage like this. Mr. Cowan and Mr. Noakes are both good truck farmers, and Texas and Mississippi are both mighty good States, but getting right down to bottom facts, all their work and intelligent efforts would have been lost if they had not had the right seed.

Hastings' Cabbage Seed never fails to make good, solid, salable or eatable head of cabbage to every plant when treated right in any of the Southern States. It's not a question of having "good luck" with your cabbage; it's largely a question of right seed, and right cabbage seed is not on sale at country stores or in commission boxes. Most of the failures on cabbage in the South come where seed is bought from merchants and small stores,



William Murdock Cowan and Four Heads of Hastings' Centennial Flat Dutch Cabbage Grown at Caesar, Hancock Co., Miss. Weight of Cabbage 50 Pounds

Hastings' "Premier" Cabbage Seed

Will ALWAYS "Head Up" for You All Right

Every pound of every variety of cabbage seed sold by us is what is known as "Premier Brand" seed. Twelve years ago we began special work in cabbage seed with the end in view to get quality in cabbage seed superior to that sold by any one. We succeeded and named our cabbage seed "Premier Brand" stock. It was **first in quality then and it's first in quality now.** We except no seed house when we say that we have the best and most carefully grown cabbage seed in this country. Every pound of it is strictly American grown stock. Every ounce of it is grown from heads that are inspected and passed on by the greatest cabbage seed expert in this country. Every head passes under his inspection, and has to be practically perfect before it is replanted to produce the seed for us. In a nutshell that's why **Hastings' Cabbage Seed** is superior to that of houses that charge often \$4.00 to \$5.00 per pound. It couldn't be better if we charged you \$10.00 per pound.

"PREMIER BRAND"

REMEMBER, every packet, ounce or pound of Cabbage Seed sent out by us of every variety is "Premier Brand" Seed, the very best that can be grown :: :: :: ::




A single head of Hastings' famous "ALL-HEAD EARLY" grown near Atlanta, Ga., by a market gardener, from Hastings' "PREMIER BRAND" Cabbage Seed. You can do likewise with Hastings' Cabbage Seed

Hastings' All-Head Early

Hastings' All-Head Early is the finest, medium size, flat early cabbage. Note illustration on this page, reproduced from a photograph of a single head of our All-Head Early, grown by one of the Atlanta market gardeners. We think that you will agree with us that it's a cabbage very hard to beat. A medium early, flat head variety, weighing 5 to 6 pounds, a sure header with half a chance, and well named "All-Head" as it has very few loose outer leaves. One week earlier than the famous old "Early Summer." We are sure that you will be pleased with it. Packet, **5 cents**; half ounce, **15 cents**; ounce, **25 cents**; one-fourth pound, **75 cents**; pound, **\$2.50**, postpaid.

Hastings' Sure Crop

This is the earliest of all the large, round, flat varieties. For the last twenty years we have sold it in every State in the South and it is planted every year by more people than any other variety with the possible exception of Sure Head. It is fully adapted for either fall or spring planting, for shipment, for nearby markets and home use. On good soil and with proper cultivation it makes heads weighing from 8 to 12 lbs.; very firm and solid, uniform in shape and size and well flattened on top. Quality is excellent, being crisp and tender and when rightly cared for scarcely a single plant will fail to form a good marketable head. Color, a dark green, holding up well after being cut. This is an exceptionally good variety for late summer planting in the southern half of Georgia, Alabama, Mississippi, Louisiana, and Texas, for September-October plantings in Florida. Packet, **10 cents**; ½ ounce, **15 cents**; ounce, **25 cents**; ¼ pound, **75 cents**; pound, **\$2.25**, postpaid.



Hastings' Sure Crop. Our Largest Early Flat Cabbage.

Hastings' "Big 4" Cabbage Collection



Hastings' Long Island Wakefield Cabbage

Hastings' Long Island Wakefield Cabbage

The largest, earliest, surest headed of any of the large Wakefield strains. Earlier, larger, and finer bred than any of the strains of Charleston Wakefield. One and a half to two pounds heavier, firmer, better shape and more solid than the Early Jersey Wakefield. In good soil and with favorable weather conditions it is often ready for use in 50 days from transplanting. It is a gem for those desiring a first-class pointed cabbage, and makes a splendid first early cabbage for family use. **Premier Brand Seed**—Packet, 10 cents; ½ ounce, 15 cents; ounce, 25 cents; ¼ pound, 75 cents; pound, \$2.50.

CABBAGE INSURANCE The use of Hastings' Premier Brand Cabbage Seed come mightily near insuring you a most successful crop of cabbage.

We have been carrying this "Big 4" Cabbage Collection for a great many years. Sometimes we think we ought to drop it because we have been selling it so long, but customers who bought it fifteen years ago continue to buy it, together with hundreds and thousands of new ones. So long as the "Big 4" continues to grow in popularity we shall keep on selling it. The sale of this collection keeps up and grows just because it gives the largest value that the seed buyer can get in cabbage seed for 25 cents. It gives an all season's succession in cabbage for every family in the South. It's popular with all home and market gardeners; and gives greater returns in quantity and quality of cabbage than one can get from any other house in the country. Every seed in this collection is "Premier Brand" seed. You make no mistake when you plant it. Since we first introduced the "Big 4" we have added another splendid variety so each purchaser gets five packages, five varieties for the 25c.

Our "Big 4" now consists of one full size package each of 5 of our best varieties for the South: Hastings' Sure Crop, Hastings' Long Island Wakefield; Hastings' Florida Drumhead, Hastings' Centennial Flat Dutch, and Hastings' Genuine Surehead. No better cabbage combination than this collection can be made. By buying it in this collection you get for 25 cents what would cost you 45 cents at full catalogue price. You can get more "crop" out of 25 cents invested in the "Big 4" than anything you can get from any seed house.



Florida Drumhead Cabbage

Florida Drumhead

Earliest and best of all Drumhead varieties for the South. It has stood the test of 18 years' planting in the South, and is always a favorite for either market, shipping or home use. Resists both heat and cold. Short stemmed, medium early. Grows compactly and leaves turn in, as shown in the illustration. Large, solid, and well flattened on top. **Premier Brand Seed.** Packet, 10c.; ½ ounce, 15c.; ounce 25c.; ¼ pound, 75c.; pound, \$2.50, postpaid.

Hastings' Centennial Flat Dutch Cabbage

This is the variety shown in illustration on page 26 as grown by Mr. Cowan. Our best variety of large Flat Dutch Cabbage. It is a good, reliable header, admirably adapted to all parts of the South. It is large and solid, and a first-class shipper. It is a good variety for planting anywhere in the South to mature after early varieties have gone. It is very resistant to cold as well as heat, and will be found especially valuable to those desiring to plant in late summer and fall for maturity in winter and spring. There is no variety equal to it in ability to stand severe frosts and freezes. This does not, however, detract from its value for spring planting, as it withstands heat well. For an all-round valuable variety for the market gardener and shipper it cannot be excelled. Plant it this fall. **Premier Brand Seed.** Large packet, 10 cents; ½ ounce, 15 cents; ounce, 25 cents; ¼ pound, 60 cents; pound, \$2.00.



Hastings' Centennial Flat Dutch Cabbage


HASTINGS' GENUINE SUREHEAD

We have sold a great many thousand pounds of seed of our Genuine Surehead Cabbage during the past fifteen years, and it is today the most popular cabbage for main crop that we have on our list. Our special strain of Surehead (**Premier Brand Seed**) never fails to make fine, large, solid heads with few outer leaves, as shown in our illustration. Surehead is the result of a cross between the Early Flat Dutch and a hardy Drumhead variety, and has the good points of both combined. It's a strong, vigorous grower, maturing for main crop, and is very uniform in size, shape and color. It's good for spring planting everywhere, and one of the best for summer planting in the Central South and fall planting in the Lower South for maturing in winter and spring. It's hardy, a good keeper and a good shipper. Invaluable for the home garden and one of the best for market. No Southern garden should be without some of our Surehead Cabbage in it. **Premier Brand Seed.** Packet, 5 cents; ½ ounce, 15 cents; ounce, 25 cents; ¼ pound, 75 cents; pound, \$2.50.

Early Summer A popular early flat Cabbage, coming in 10 days to two weeks later than Jersey Wakefield. **Premier Brand Seed.** Packet, 5 cents; ounce, 25 cents; ¼ pound, 75 cents; pound, \$2.50.

Early Dwarf Flat Dutch An old time favorite and standard for planting in the South especially in family gardens and for nearby markets. **Premier Brand Seed.** Packet, 5 cents; ounce, 25 cents; ¼ pound, 65 cents; pound, \$2.00.

All Seasons As improved by us during the past few years, is a most valuable cabbage for the South. Heads are large and solid, flattened on top. It is a good reliable header and resists heat and drought well. **Premier Brand Seed.** Packet, 5 cents; ounce, 25 cents; ¼ pound, 65 cents; pound, \$2.00.



Hastings' Genuine Surehead Cabbage

Hastings' New Perfection Cabbage

This new cabbage of ours comes as near perfection for the South for late summer or fall planting as any we have ever seen. An absolutely new variety originating with one of our growers and for a second early or main crop cabbage it has no equal. Heads the firmest and most solid we have ever seen, surpassing even Danish Ball Head in that respect. Heads weigh 5 to 8 pounds; in maturing comes in about the same time as Surehead. A first-class variety for either home use, market or shipment and entirely adapted to late summer and fall planting anywhere in the lower South or Florida. It will stand greater extremes of heat and cold than any other variety. Its remarkable hardness and vigor make it the very safest cabbage that you can plant. Packet, 10 cents; ½ ounce, 20 cents; ounce, 35 cents; ¼ pound, 85 cents; pound, \$3.00; postpaid.

Succession "Succession" is largely a market gardener's variety in many parts of the South, being used almost exclusively for shipping crops. It is of rather large size, well flattened on top. In maturity it is almost ten days later than Early Summer and Early Flat Dutch, but it is nearly double the size of those varieties. Is firm and solid, a very sure header, and stands shipment to the North, arriving in good condition and color. **Premier Brand Seed.** Packet, 5 cents; ounce, 25 cents; ¼ pound, 65 cents; pound, \$2.25.

Stein's Flat Dutch A splendid strain of Early Flat Dutch Cabbage that is a favorite with Texas market gardeners. A heavy yielder. Packet, 5c; ½ ounce, 15c; ounce, 25c; ¼ pound, 65c; pound, \$2.25.

Danish Ball Head A handsome, hardy, late cabbage, thriving well in thin soils and exposed situations. Heads medium sized, very firm and hard. A splendid cabbage for late planting. Packet, 5 cents; ½ ounce, 15 cents; ounce, 25 cents; ¼ pound, 65 cents; pound, \$2.25.



Hastings' New Perfection Cabbage. Seed after Sept. 1st.

Selected Early Jersey Wakefield Almost every one knows the popular Early Jersey Wakefield Cabbage. Comparatively few know the superiority of our strain of this variety. It's grown with the greatest care, and a well cultivated crop shows the greatest regularity of size, shape and solidity. If you are growing the Early Wakefield you cannot afford to be without our extra select seed. It pays to use it. **Premier Brand Seed.** Packet, 5 cents; half ounce, 15 cents; ounce, 25 cents; ¼ pound, 75 cents; pound, \$2.50.

North Carolina Buncombe A firm, solid header. A splendid keeper and favorite winter and spring cabbage in North Carolina. Packet, 5c; ½ ounce, 15c; ounce, 25c; ¼ pound, 65c; pound, \$2.25.

Perfection Drumhead Savoy The tenderest and richest variety of all. It does not head so well in hot weather, hence should be planted in July and August for heading in fall and early winter. **Premier Brand Seed.** Packet, 5 cents; half ounce, 15 cents; ounce, 25 cents; one-fourth pound, 85 cents; pound, \$3.00.

Standard and Well-Known Varieties


Premium Late Flat Dutch, Large Late Drumhead, Charleston Wakefield, Early Winningstadt, Large Early York, Early Spring and Blood Red Erfurt.

Each packet, 5 cents; ounce, 20 cents; one-fourth pound, 60 cents; pound, \$2.00; postpaid.


MORE SEED FOR LESS MONEY!

"Have been planting your seed for six years and I receive more seeds for less money than from any other seedsmen. Hastings' has the best seed—they will do as they say about them."

J. POLK EVERETT Madison Co., Ga.



Succession—A Splendid Market Gardener's Cabbage



Gilt Edge Cauliflower

The Best Early Cauliflower
For the Southern States

Chervil An aromatic plant, fine for seasoning or to use with lettuce for a salad. Sow it broadcast in October or November for winter and spring use, and in February and March for summer use. Packet, 5c; oz., 15c; lb., \$1.00.

Cress Water—Packet, 10 cents; ounce, 40 cents; ¼ pound \$1.25.


Extra Curled or Improved Pepper Grass—Tastes same as Water Cress. **Extra Curled.** Packet, 5c; oz., 10c; ¼ lb., 20c.

Corn Salad or Feticus

Large Green Cabbaging—This is used for salad dressing during winter and spring. We find it does best sown in drills 9 inches apart. Packet, 5c; oz., 10c; ¼ lb., 25c; lb., 75c.

Dandelion **Improved Large Leaved.** Sow in October and November in Florida and along Gulf. Packet 10c; ½ oz., 30c; oz., 50c.

Endive **Early Green Curled**—The best variety. Packet, 5c; oz., 15c.; ¼ lb., 40c; lb. \$1.25.



Collards

Cauliflower

We import our Cauliflower Seed direct from the most reliable growers in Europe. No Cauliflower seed of any value is produced in the United States. We furnish you the highest grade of seed and do not charge you from 50c to \$1.00 per oz. extra for Red, Yellow or Blue Seals on Package.

Culture Does best in rich, well-tilled soil; will do in a well-manured soil. Sow in seed bed at same time as cabbage. Transplant when 3 or 4 inches high; give plenty of water in dry weather. Keep wet, hoe thoroughly and often. In Florida and along the Gulf sow the seed in Sept., Oct., and Nov.

Our Gilt Edge

We introduced "Gilt Edge" Cauliflower in the South in 1893. Since that time we have watched all new introductions closely, and we have not found in the last 18 years a variety that comes anywhere near being its equal, for either fall or spring planting.

"Gilt Edge" is rightly named. It is "Gilt Edge" in every respect. It is the largest, most perfect and surest header of all the early varieties, and in quality it is unexcelled. One specimen was sent to our store by a gardener, which, when the leaves were trimmed off, weighed 7 lbs. and 8 oz., the largest head of early Cauliflower we have ever seen in the South.

In general appearance, Gilt Edge is like the Snowball, but is much larger, a sure header and stands much longer without decay than any other. Cauliflower should be more generally grown in the South than it is, and there is no variety equal to Gilt Edge where a sure crop of the finest quality is wanted. Packet, 20c; ¼ oz., 75c; ½ oz., \$1.25; oz., \$2.25; ¼ lb., \$8.00; lb., \$30.00.

Early Snowball

A good early variety, second only in value to the Gilt Edge. Packet, 15c; ¼ oz., 75c; ½ oz., \$1.25; oz., \$2.00; ¼ lb., \$7.50; lb., \$28.00.

Extra Early Paris White.—Heads medium size. Fine for family garden. Packet, 10c; ½ oz., 30c; oz., 50c; ¼ lb., \$2.00; lb., \$7.00.

Le Normand's, Late Algiers and Autumn Giant. each. packet, 10c; ½ oz., 30c; oz., 50c; ¼ lb., \$1.75.

COLLARDS

A great many people look upon the lowly collard, or "Georgia Cabbage," as some jokingly refer to it, as something not worth while growing. Now there are hundreds of thousands of collard patches scattered around over the South, and most Southern people like them. The collard is an old-time favorite, adapted to all parts of the South, and as a producer of "greens" for boiling in winter and spring it has no equal. Some don't like the collard taste. If you don't, it will pay you to have a collard patch just to give your cows an occasional taste of "green stuff" during the winter. Sow any time up to September 1st.

Southern or Georgia This variety is the old time favorite. Stands all sorts of adverse conditions without injury. Is very hardy, standing winters as far north as Atlanta. In many places where the soil is too poor to grow cabbage, the collard grows easily and makes a good substitute for cabbage. Packet, 5 cents, ounce, 10 cents; ¼ pound, 25 cents; pound, 75 cents.

The Southern Ruralist

COMES TWICE A MONTH. SEE OUR SPECIAL OFFER ON PAGES 18 AND 19. YOU NEED IT.

Hastings' Selected Carrot Seed

Our Prices Include Payment of Postage

Culture Carrots deserve a more general cultivation in the South than they now have. The young, tender roots are excellent stewed or boiled, either alone or with meat, as well as for seasoning and for flavoring Soups. **Seed Crop Almost Total Failure.**


Sow seed in shallow drills in July, August and September. Make several sowings about two weeks apart so as to give a succession crop. When plants are well started thin out to 4 inches apart in the row. Sow in rich or well manured soil worked deep. This is a deep rooted-crop and the soil should be prepared deep enough so that the roots can penetrate without difficulty. Cultivate frequently, keeping your ground free from weeds and grass. Best make drills 16 to 18 inches apart to allow easy working. In Florida and near the Gulf sow seed in September to December.

Chantenay This new stump rooted variety we consider the best of its class. It's a half-long sort unexcelled in quality and productiveness. Very uniform in growth. Flesh deep golden orange color. Roots 3 inches in diameter at top, about 5 inches in length, gradually tapering in a very symmetrical manner to the base. Pkt., 10c.; ounce, 20c.; ¼ pound, 50c.; pound, \$1.75.

Red St. Valery Roots very smooth and regular in growth, of large size, from 10 to 12 inches in length, and from 2 to 3 inches in diameter at the top, tapering gradually throughout. Rich, deep coloring and free from hard core. A favorite with many of our customers, especially in sections subject to drought. Pkt., 6c.; oz., 15c.; ¼ lb., 35c.; pound, \$1.00.

Half-Long Scarlet A favorite with market gardeners and for home use. Bright scarlet color and of fine flavor. Packet, 10 cents; ounce, 20 cents; ¼ pound, 65 cents; pound \$2.25.

Danver's Intermediate Bright orange color, very smooth and finely formed. Produces more weight to the acre than any other half-long variety. Pkt., 10 cts.; ounce, 20 cts.; ¼ lb., 50 cts.; pound, \$1.75.




Chantenay Carrot

Improved Long Orange Old, well known variety. Roots long and of a deep rich orange color. A very heavy cropper, so heavy in fact that it is profitable to grow for stock feed, although in quality it is a table carrot. Packet, 10 cents; ounce, 20 cents; ¼ pound, 65 cents; pound, \$2.25.

Oxheart or Guerande This fine variety is the best of the shortened, thick-formed carrots. Roots are 4 inches wide at top and taper to a 2 inch diameter at bottom. Length from 5 to 6 inches. Roots are very free from hard core and of the finest quality for table use. Both skin and flesh are highly colored. Being very short they are easily pulled from the ground, where the long sorts often have to be dug in heavy soil. Packet, 10 cents; ounce, 20 cents; ¼ pound, 50 cents; pound, \$1.75.

Large White Belgian Carrot---For Stock Feed Only

The value of root crops for stock is just beginning to be appreciated in the South. One of the most valuable is the Belgian Carrot, an immense cropper, having produced as high as 20 tons of roots per acre. In the central South they are easily kept for feed all through the winter, while in the lower South they can be left in the ground all winter and pulled as needed. The use of carrots in connection with dry feed helps keep the animals in good condition, and in milk or dairy cattle the flow of milk is largely increased. One thing must be remembered when large crops are wanted and that is that the crop must be fed by manure or commercial fertilizers in proportion. Sow in drills 3 feet apart, using 4 pounds of seed per acre. When well up thin out the plants to 6 inches apart. They should be grown on land that has been previously cultivated and worked deeply. Give thorough cultivation throughout the season. Packet, 5 cents; ounce, 15 cents; ¼ pound, 35 cents; pound, \$1.00; postpaid.



Oxheart Carrot

Celery For late summer and fall planting celery is strictly a crop for Florida and the lower Gulf Coast country, sections not ordinarily subject to extreme cold during the winter. It is a most important commercial crop for Florida and there is no reason why it should not be just as largely and successfully grown in Southwest Texas as a market crop.

Culture Celery requires rich and moist soil. If not rich it can be made so by proper fertilizing. In Florida and Gulf Coast sections sow seed in August and September. Celery planted as above should be ready for

ber in shaded beds, covering seed not over half-inch. When 6 inches high transplant to open ground. Celery marketed in following March and April. This crop frequently brings in as high as \$1,500.00 per acre.

GOLDEN SELF-BLANCHING---FRENCH GROWN SEED


A variety for market gardeners. Any but French grown seed of this variety is worthless. We have imported seed direct from originator. Packet 15 cts.; ½ ounce, 75 cts.; ounce, \$1.50; ¼ pound, \$5.00; pound, \$18.00. **Seed Very Scarce.**

Savannah Market Our finest variety for general planting in the South on the lighter classes of both sandy and clay soils. Strong, vigorous grower and will make a large crop where other sorts fall altogether. Large, solid and of first-class flavor. Stalks when well blanched are clear white and centers are light golden yellow. When quickly grown it is crisp and tender, making a fine appearance in market. Packets, 10 cents; ½ ounce, 15 cents; ounce, 25 cents; ¼ pound, 60 cents; pound, \$2.00.

Mexican Solid Celery Stalks rounded, crisp and solid. Its flavor is fully equal to that grown in the famous Kalamazoo (Mich.) celery district, having the rich, nutty flavor so desirable in celery. Packet, 10 cents; ½ ounce 15 cents; ounce, 25 cents; ¼ pound, 60 cents; pound, \$2.00.

White Plume---Giant Pascal Old, well-known varieties, preferred by many planters. Packet, 5 cents; ounce, 10 cents; ¼ pound, 50 cents; pound \$1.50.

Celeriac or Turnip Rooted Celery. It is mostly used for flavoring. Cultivate the same as for celery except that it requires no hilling up. Packet, 5 cents; ounce, 15 cents; ¼ pound, 50 cents.



Savannah Market Celery

WHAT PEOPLE WHO PLANT THEM SAY

"I took the Blue Ribbon on tomatoes grown from your seed. I often recommend them." CHAS. HARRIS, Calcasieu Parish, La.

"I have just made my order for seeds. Have not missed an order to you any year since you began 22 years ago." B. H. ALDEN, Volusia Co., Fla.

"Am well satisfied with your seeds and as far as I can see you are the most reliable seedsmen I have dealt with, both in several countries, in Europe, and in this country." C. R. Hartman, Colorado Co. Texas.

Hastings' Cucumber Seed

FOR SUMMER AND FALL PLANTINGS

There is a steady increase in the planting of cucumbers all over the South in summer and fall in late years, and limited plantings are usually found to be more profitable than spring. In this latitude cucumbers can be planted in July and August and later further South. In Florida and along the Gulf Coast August and September plantings are profitable as a shipping crop. If insects trouble you, dust them with Bug Death, the safe but sure insecticide. (See page 43).

HASTINGS' WHITE SPINE FINEST EXTRA DARK STRAIN

The one best variety of cucumber for the trucker, for the gardener for nearby markets and the family garden. Our illustration on this page shows its size and shape perfectly. In size, shape and prolificness it's right for all purposes. For the cucumber slipper it has the great advantage of "holding up" in color during long distance shipping, reaching market with the same fresh appearance that it had on the vine in the field. It has all the good points a cucumber can have and none of the bad ones. It's always crisp, tender and fine looking and in color it's just the right shade of green. During the last six or seven years we have sold thousands of pounds of the Hastings' White Spine and that is the very best evidence we can give you that it is an "all right" cucumber. Packet, 5 cents; ounce, 10 cents; $\frac{1}{4}$ pound, 25 cents; pound, 85 cents; postpaid. 10 pound lots, not prepaid, 70 cents per pound.

THE KLONDIKE CUCUMBER Our Special Strain Klondike was originally introduced we were much impressed with many of its good points but it was so irregular that we did not care to catalogue it until it had been bred up to a satisfactory strain. We have now a special strain of it which is regular in size, color and growth and we are sure that you will be pleased with it. It's a very attractive dark green variety with a green that stays for days after being picked and shipped. The cucumbers are 7 to 8 inches long, 2 to 2 $\frac{1}{2}$ inches in diameter and very regular in size and shape. Extra early, very crisp and unsurpassed for slicing. When young makes excellent pickles. Prolific, very hardy and a sure cropper. Packet, 5c.; oz., 10c.; $\frac{1}{4}$ lb., 30c.; lb., 90c.; postpaid. 10-lb. lots or over, not prepaid, 75c. per lb.

Davis Perfect Cucumber An almost ideal cucumber in shape, rich dark green color, uniformity and regularity in size; is exceedingly tender and as a slicing cucumber for the table is almost unsurpassed. This is a favorite with shippers in some parts of Florida and Texas; it is almost seedless, one-third of its length from the stem end, and the seeds that are contained in it when in slicing condition are so small and tender that they are almost unnoticeable. It is an exceedingly prolific variety. Pkt., 5 cts.; oz., 10 cts.; $\frac{1}{4}$ lb., 30 cts.; lb., \$1.00; postpaid. 10-lb. lots or over, not prepaid, 80 cts. per lb.

Early Fortune Cucumber One of the more recent introductions and is very much liked by market gardeners in parts of Florida and Texas as a variety for shipment to Northern markets during the fall months, holding as it does its dark green color for many days after picking. Early Fortune is of a very deep green color and does not show up much white color before maturing as does most of the old strains of the White Spine. Stays plump and fine looking long after reaching markets in the North. It's of good shape, very regular growth and an extra dark green color, very seldom found in the older strains of cucumber. Packet, 5 cents; ounce, 10 cents; $\frac{1}{4}$ pound, 30 cents; pound, \$1.00; postpaid. 10-pound lots or over, not prepaid, 80 cents per pound.

Improved Long Green One of the old time favorites of the South. Fruits extra long, of good size and holds the dark green color until well matured. Crisp, tender and free from bitterness, making a splendid slicing cucumber. When 3 to 4 inches long they are fine for pickling. A good variety for planting at all times, from earliest spring to late summer and fall. Packet, 5 cents; ounce, 10 cents; $\frac{1}{4}$ pound, 25 cents; pound, 75 cents; postpaid.

Japanese Climbing Cucumber

One of the best for late summer and early fall planting being a specially vigorous grower, vines often attaining twice the length of the common varieties. The young plants are bushy but as soon as they become well established begin to climb and may be grown on fences, poles or trellises thus saving much valuable space in small gardens. With this cucumber the product of a given area can be increased three-fold. Fruits are 10 to 12 inches in length, of a fine dark green color; flesh is thick and firm, never bitter, has few and very small seeds and is fine for pickling as well as slicing. It is a very prolific variety and the fruits being raised well above the ground they never suffer from wet weather or insects, the vines being practically proof against mildew and continue bearing until very late. Packet, 10 cents; ounce, 20 cents; $\frac{1}{4}$ pound, 50 cents; pound, \$1.50; postpaid.

Our Everbearing Cucumber This is our most popular variety for home gardens on account of its everbearing character; first fruits are ready very early then the vine continues to flower and produce fruits continually until killed by frost, whether the ripe cucumbers are picked or not thus differing in this respect from all other varieties. A single vine would show at the same time cucumbers in every stage of growth. Splendid for slicing, but size is rather small but they are perfect in shape and of a fine green color and just the right size for pickling. Packet, 5 cents; ounce, 10 cents; $\frac{1}{4}$ pound, 25 cents; pound, 80 cents per pound postpaid.

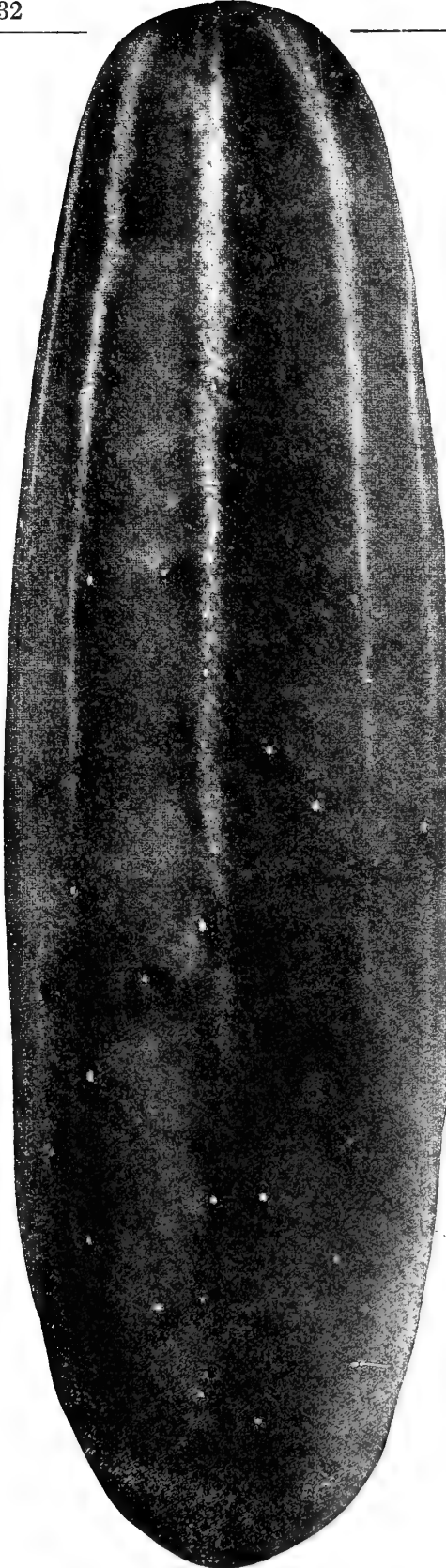
Early Frame and Chicago Pickle Two well-known varieties. Early Frame is a desirable variety for home gardens for slicing. Chicago Pickle is strictly a pickling variety. Each, Packet, 5 cents; ounce, 10 cents; $\frac{1}{4}$ pound, 25 cents; pound, 75 cents.

BEST CROPS IN 20 YEARS IN ALABAMA

"I have been a market gardener for 20 years, selling vegetables in our town but this has been the best crop I ever made, grown from Hastings' seeds. Made some Sure-Head Cabbage weighing 15 lbs., from All-Head 7 to 10 lbs. All of your varieties the finest I have ever seen. I broke the record here on cabbage and tomato."

J. JOHNSON, Sumter Co.

FINEST CUCUMBER ON EARTH—EXTRA DARK STRAIN OF HASTINGS' WHITE SPINE CUCUMBERS FOR SOUTHERN TRUCK GROWERS



EGGPLANT

While this is a crop grown from winter and spring sown seed in most localities it has been found a most satisfactory and profitable crop for late fall and winter shipment from South Florida. For October to January shipment seed should be sown during July and August. The result from an acre or two of eggplant at that season is often surprisingly satisfactory. It is usually customary to plant one-half pound of seed to furnish plants for an acre.

Hastings' Improved Large Purple Thornless Eggplant

This variety is the standard for purity and excellence for Eggplant in all the market gardening sections of the South. It has been grown for 17 years by market gardeners with profitable results and in the home gardens with entire satisfaction. Our seed is pure and the plants thornless. There is no crop we exercise more care in and in which our constant and continued selections show better results. In a properly cultivated crop streaked or off-colored fruit is almost unknown. Plants are large, strong and vigorous, each plant producing from 5 to 8 large fruits of dark rich purple color. The earliest of all large fruited varieties and always gives satisfaction with proper cultivation, and the vigor and strength of this variety makes it less subject to the effect of "blight" and "die-back," which is so disastrous to this crop in so many sections. Packet, 10 cents; ½ ounce, 20 cents; ounce, 35 cents; ¼ pound, \$1.00; pound, \$3.75.

Early Long Purple Very early variety, suitable for family gardens only. Packet, 5 cts.; ½ ounce, 15 cts.; ounce, 25 cts.; ¼ pound 75 cts.

Leek, Large Carenten


Leeks are very similar to onions except that they do not make bulbs. The stems grow quite large and are cut up and used in soups or else boiled like onions. The culture is the same as for onions. Sow at same time.

The Large Carenten is the best variety for the South. Packet, 5 cents; ounce, 15 cents; ¼ pound 40 cents; pound, \$1.25.

KOHL-RABI A vegetable largely grown by the German gardeners. Has a very delicate flavor.

Early White Vienna Kohl-Rabi

The bulbs grow to the size of an apple when ready for use, and are of a pale whitish green. They are of a delicate cabbage-like flavor. Per packet, 5 cents; ounce, 20 cents; ¼ pound, 50 cents; pound, \$1.75.




Hastings' Improved Large Purple Thornless Eggplant

Borecole or Kale For Winter Greens

We sincerely wish we could get our friends to grow Kale more extensively as it is so much superior in eating qualities to the collard. Kale is more hardy than cabbage and will stand through the entire winter in any ordinary season in the central and lower South. It is much improved in quality by being touched by frost. Of all the cabbage tribe this is the most finely flavored, and it would be more generally grown were its good qualities more widely known. The tall varieties should be sown thinly in drills in August and September, the dwarf sorts one month later. It is a favorite vegetable to furnish "greens" in the South during winter and spring, and for that use there is nothing better.

Early Green Curled Also variously known as "Dwarf German," "Dwarf Curled Scotch" and "Siberian." This is the variety usually sown in the fall for spring use. It is rather low growing, with fine curled leaves of deep green color. The young leaves are tender and delicate in flavor. Packet, 5 cents; ounce, 10 cents; ¼ pound, 25 cents; pound, 70 cents,

Tall Green Curled Scotch Tall growing, very ornamental variety. Packet, 5 cents; ounce, 10 cents; ¼ pound, 25 cents; pound, 70 cents.




Early Green Curled Kale or Borecole

EVERYBODY SATISFIED WITH HASTINGS SEED

"Your seeds have always given me satisfaction. Other customers of yours in this section have only praise for your seeds."—T. A. JACKSON, St. Landry Parish, La.

Hastings' Lettuce Seed For Market Crops

Lettuce seed is one of our great specialties and in addition to supplying nearly one hundred and seventy-five thousand family gardens each year we sell thousands of pounds of highest grade lettuce to shippers and market gardeners. Our four great market varieties, **BIG BOSTON**, **FLORIDA HEADER**, **DIXIE HARD HEAD** and **CALIFORNIA CREAM BUTTER** have no equals. The high quality of **HASTINGS'** Lettuce Seed is known everywhere in the South where lettuce is grown, for purity, hardness of heads and a slowness to run to seed. Our lettuce seed is all grown in California by the most careful lettuce seed grower in the world and the crops are personally inspected by Mr. Hastings almost every year during the growing season so as to insure the quality being kept up to the **HASTINGS'** standard. Do you know of any other seed firm where the head of the house or even an employee will travel over 6,000 miles each year to see that every possible care is taken to have the lettuce seed just right?



A Field of Our **BIG BOSTON** Lettuce Ready for Shipment. Note the Regularity of Growth. **OUR Seed Does It**



Hastings' Drumhead White Cabbage Lettuce

Big Boston

The illustration shows a field of lettuce from our **Big Boston** seed. It is perfection in that variety and you cannot buy any **Big Boston** lettuce at any price that is superior to our strain. The heads of this strain are so firm and solid that almost every head has to be cut open before the seed stalks can grow. It is the standard market garden and shipping variety, being grown almost exclusively in many sections for shipment and for market. Extra large, round, firm heading variety and makes a good appearance in market. Our seed of this variety is grown for us by a lettuce seed specialist whom we consider the best in the world. Our seed of **Big Boston** is the purest and hardest heading stock that you can obtain. Pkt., 5 cts.; oz., 15 cts.; $\frac{1}{4}$ lb., 35 cts.; lb., \$1.25; postpaid; 5 lbs., \$5.00.

HASTINGS' DRUMHEAD WHITE CABBAGE LETTUCE

One of our earliest introductions and no variety that we have ever carried has had a steadier sale. It is not a shipping variety but belongs to the crisp leaved class. Superb for home gardens and nearby markets. when properly grown it reaches extra large size. One gardener near Gainesville, Florida, produced a single head weighing nearly 4 pounds. It is always large, with outer leaves a clear, light green color, inside of the head being almost pure white. Leaves are large, extra crisp and tender and entirely free from all bitter taste. Especially good for fall and winter plantings in Florida and the Gulf Coast. Packet, 5 cents; ounce, 15 cents; $\frac{1}{4}$ pound, 30 cents; pound, \$1.00; postpaid.

ICEBERG LETTUCE

A beautiful as well as useful variety, being exceedingly crisp and tender, growing a long time before running to seed. Known as a "crisp leaved" variety. Is a hard header. Splendid for either open ground planting or for forcing under glass. Heads of conical shape and medium size. Heads tightly folded and blanched to a beautiful white. Outer leaves light green, growing closely up around the head. Packet, 5 cents; ounce, 15 cents; $\frac{1}{4}$ pound, 30 cents; pound, \$1.00; postpaid.

Hastings' Florida Header

Florida Header is one of our favorites. It has stood the test of time. We have sold it for 16 years, and it is recognized as one of the leading varieties for either market or home use. No better variety exists for anyone who wants large, solid heads. It's a large variety, heading quickly, and is slow to run to seed. Very resistant to both heat and cold, passing through severe freezes practically unharmed. It is crisp and tender, and its fine appearance adds greatly to its selling qualities. In field tests it held up over two weeks over Big Boston before running to seed. You make no mistake in planting Florida Header for either market, shipping or home use. Packet, 5 cents; $\frac{1}{2}$ oz., 10 cts; oz., 15 cts; $\frac{1}{4}$ lb., 30 cts; lb., \$1.00, 5 lbs., \$4.50.

Hastings' Superba Lettuce

This is the biggest lettuce of all. It is a most beautiful, solid, extra large heading variety, especially resistant to heat. Outside leaves light green, becoming more and more yellow towards the center. This will be found especially desirable for home gardens and nearby markets, but not for shipment for long distances. For crispness, tenderness, and freedom from bitterness it is unexcelled. Packet, 5 cts. ounce, 15 cts; $\frac{1}{4}$ pound, 35 cts; pound, \$1.25.



Hastings' Florida Header—A Superb Shipper

New Dixie Hard Head Lettuce

In a visit to one of our California seed farms some years ago, our Mr. Hastings was most favorably impressed with this new extra hard heading lettuce. It was such a hard header that it was very difficult to get it to produce seed. In recent inspection trips he has been more and more impressed with its great value, both for the home and market gardener as well as superiority over any other known variety for hardness of head and slowness to run to seed in the spring. On the California farms every head has to be cut before it will throw seed stalks.

In general character of growth and appearance it is much like the California Cream Butter, but is a much harder header, presents better appearance in market, and is slower than any other variety to run to seed. Heads large and solid. Seed supply rather limited as yet. Pkt., 5c; $\frac{1}{2}$ oz., 10c; oz., 15c; $\frac{1}{4}$ lb., 50c; lb., \$1.50; 5 lbs., \$6.25.

California Cream Butter

Also known as "Royal" in some localities. Good for open ground planting at all seasons in the South. Fine variety for market gardeners and shippers. Heads large and solid, the inside bleaching to a beautiful cream yellow when properly grown. The pure strain of this variety can be distinguished by the small spots on the outer leaves. Our stock is strictly high grade and of the purest strain, grown on the California farm that is noted for the production of high quality seed of this variety. Pkt., 5c; oz., 15c; $\frac{1}{4}$ lb., 35c; pound, \$1.25.

Well Known Varieties of Lettuce

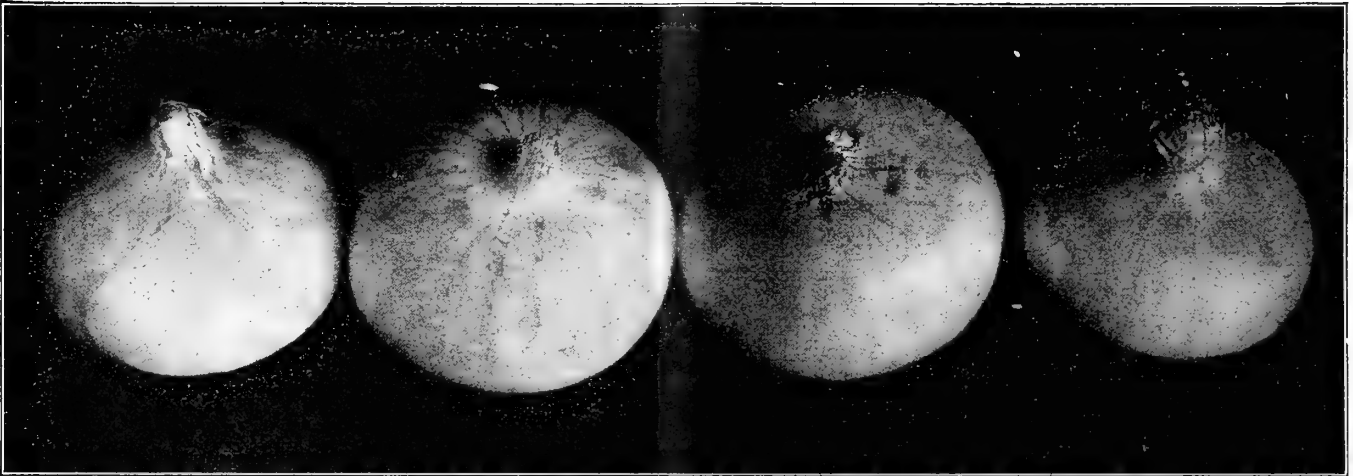
Grand Rapids, Improved Hanson, Tomhannock, Satisfaction, Prize Head, All-Year-Round, Salamander, B. S. Simpson, Philadelphia Butter, White Paris Cos, B. S. Tennis Ball. Each, packet, 5 cents; ounce, 10 cents; $\frac{1}{4}$ pound, 30 cents; pound, \$1.00; postpaid.



California Cream Butter or Royal Cabbage Lettuce

BERMUDA ONIONS

The Money Making Vegetable Crop of the South



White or Yellow Bermuda Onions from Hastings' Seed in Florida. This crop netted the grower nearly \$1,000.00 per acre.

A MILLION DOLLAR CROP FROM HASTINGS' SEEDS

We Started Bermuda Onions as a Crop

About 21 years ago we began talking Bermuda Onions as a commercial crop. We knew the Bermuda Onion and had full confidence that, once it became known, there would be a market for it that would put hundreds of thousands of dollars in Southern truck growers' pockets. The development of this great industry in Texas, Florida and other States has justified our judgment fully. It is now one of the great Southern vegetable crops, the safest, surest money crop a man can plant right on year after year. It has reached its greatest development in Southwest Texas where, during the shipping season, solid train loads of Bermuda Onions leave daily for Northern and Eastern markets.

While Texas is the most important onion growing State, this crop has assumed larger proportions every year in Florida, California, Louisiana, Mississippi, Alabama and Georgia.

This development of a new and great industry has been possible through genuine, good, unmixed seed obtained from Hastings. If it hadn't been for Hastings there would probably be no Bermuda Onion industry in Texas now.

The Bermuda Onion is the safest vegetable crop that can be grown. It's adapted to the Southern third of Texas, the coast sections of Georgia, Alabama, Mississippi, Louisiana, all of Florida and the valley lands of southern California. The Bermuda Onion grower has a sure and steady market for his product, North, South, East and West, and it seldom nets him less than 1½ cents per pound, and often 3 and 4 cents. Its importance as a money crop can hardly be over-estimated. Let the customer once get a taste of genuine Bermuda Onion, he will buy no other so long as a Bermuda is on the market. No gardener should fail to grow them either for market or home use.

We Have Sold 85 per cent. of the Seed

There is no other seed house in this or any other country that has sold 85 per cent. or even 50 per cent. of the seed used in any one great crop. We have sold 85 per cent. of the Bermuda Onion seed used in the United States up to and including 1911. We are not saying this as a matter of boasting but simply stating a fact. It is an unequalled record and there must naturally be a reason for it, especially so when our prices for seed are as high or higher than those of other firms. Why is it, then, that we sold such a large proportion of the seed used in a commercial crop worth a million or more of dollars? It's all a question of seed quality. **Hastings' Bermuda Onion Seed is the only seed that has been of even gradual success—seed that has gone on and "made good" year after year in the actual crop tests.** Almost every seed house that does business in the South has tried on Bermuda Onion seed. None of them have ever been able to get a quality equal to Hastings, and most of them have given up attempting to sell in the commercial onion growing districts where **high quality** is insisted on by the growers. These men, with their years of experience in Onion growing, have learned the impossibility of growing the big paying crops with inferior seed, not true to name, seed that makes thick necks and scallions instead of fancy onions. Mr. T. C. Nye, of Laredo, Texas, who uses our seed exclusively, reported one crop of 400,000 pounds (8,000 crates) without any culls. This is a combination of first-class cultivation and first-class seed.

Every pound of seed we sell is the best that can be grown with carefully selected and bred stock running back for more than a dozen years; then the seed is thoroughly re-cleaned of every light and imperfect seed. It is equalled by no seed yet produced by any other person or firm.

\$100.00 to \$600.00 PER ACRE CLEAR PROFIT

Send For Our New Special Pamphlet On Bermuda Onion Culture

Every year we have hundreds of letters asking for information about this crop and we have just prepared a new and up-to-date pamphlet on Bermuda Onion Culture. It gives the methods of the most successful growers, both with and without irrigation. It takes up fully the subjects of preparation of soil, fertilizing, cultivation, seed-beds, transplanting, harvesting and packing. It takes up the whole subject and gives all the information necessary to enable the careful grower to make a successful crop.

No firm in this country has been in closer contact with the Bermuda Onion industry than ourselves or is in better position to give you information covering the growth of this crop under the different condi-

tions existing in the various Southern States. This crop is being grown successfully and profitably in every Gulf State and there is plenty of room for thousands of acres more in these States, both for home markets and shipment.

Onions cannot be grown with the same careless cultivation as cotton or melons or beans, but for the grower who is willing to give an onion crop the care it needs, no more profitable vegetable crop can be found. Enormous yields can be made, Florida reporting 700 bushels per acre with Georgia, Alabama and Mississippi not far behind that.

This pamphlet is free. It shows how growers are clearing \$100.00 to \$600.00 per acre net profit. You can do likewise.

You Must Have Pure Genuine Seed To Succeed

No crop, with the possible exception of cabbage, depends more on the genuineness and quality of the seed for a successful crop. Outside of our importation there is little or no Bermuda onion seed that's safe to plant for the man who wants to make successful crops. There is not a seed house in the country except ourselves whose Bermuda Onion seed has made good with the growers right on year after year. It's the only dependable Bermuda Onion seed sold in the United States. Others occasionally get hold of a small lot of good seed, then fall down on quality the next year. This experience has been repeated time and again.

We could fill this entire catalogue with letters from onion growers who have depended on seed from other sources than Hastings' to their sorrow. Hastings' Bermuda Onion seed. (Crystal Wax, Bermuda White, and Bermuda Red) always "makes good" everywhere and every year, in good growing seasons and bad. It has stood the test of 20 years continuous planting without a "fall down." There have been all sorts of cut-price propositions put up to the growers in years past. There are beginners in onion growing every year and older ones wanting to take chances for the sake of saving a few cents per pound in seed cost.

Veteran onion growers like T. C. Nye, of Laredo, Texas, are not caught by offers of a cut price. When they start a crop they want to feel sure that the seed is right, and when Bermuda Onion seed comes from Hastings' they know it's all right. Mr. Nye has made \$7,000 clear net profit from his 20 acres in a year, and it wasn't a specially good year for onions either. In Bermuda Onion Seed it's a whole lot better to be sure at planting time than sorry at harvest.



Hastings' Crystal Wax Bermuda Onion---A Pure Waxy White

"NONE JUST AS GOOD AS HASTINGS"

Readers of this catalogue who have been in the Bermuda Onion business for years have representatives of other seed houses call on them and the talk put out is always "Our seed is just as good as Hastings'." They are not telling the truth and what's worse, they know they are not telling the truth. Not a single house has sold seed in the Bermuda Onion territory that has made good two years in succession. The truth of the statement can be borne out by every onion grower in the large onion growing districts. There has never been a crop of Bermuda Onions produced from seed from other houses that has equalled crops from Hastings' for purity, shape and yield per acre. Every record crop of Bermuda Onions produced in this country has been from our seed. Practically every seed

house in the United States that attempts to do Southern business has taken a shot at this Bermuda Onion business during the last 12 years and none of them have succeeded. Why? Simply because the seed has not "made good". They have not the right growing arrangements. The seed is not "bred up" properly. This mongrel, more or less "scrub" onion seed has occasioned losses of hundreds of thousands of dollars to growers in Texas, Florida and other States. This seed makes off color, illshaped, unsatisfactory onions, while much of the seed sold is not Bermuda Onion seed but Italian and Spanish varieties that are worthless in the South. If there is one crop you can't afford to take chances on the seed, it's Bermuda Onions. If you plant Hastings' Bermuda Onion Seed you are safe.

IT'S BETTER TO BE SAFE THAN SORRY

Harvest time tells the tale and the onion grower who for the sake of saving a dollar or so per acre in planting is reasonably sure of losing a hundred or more in the crop.

Mr. T. C. Nye, pioneer of the Texas Bermuda Onion industry, once said in a letter to us:

"I have always purchased my onion seed from Hastings except on two occasions, when I wished to place additional orders with them, and found they had already accepted orders for as much seed as their contracts would yield, and so I was compelled to buy part of my seed from other parties. I can say that I never got from any other source the same pure seed that I got from Hastings.

"I have bought Bermuda Onion seed from Hastings all the years that I have been in the Bermuda Onion business, and I will never buy from any other house as long as I can get them from him.

"The planter who lets every dealer in Bermuda onion seed catch his order is very foolish, and takes a risk that no sensible man ought to incur. Any speculation with the business is more than likely to land a man in the poorhouse.

"I am confident that during this season the sensible and reliable growers of this section are placing their orders with Hastings', as we have fully satisfied ourselves that their seed is more reliable than the seed sent out by other houses. Hastings' seeds are good enough for me, and when I can't get them, there won't be any other seed planted on my place, even if the land should remain unplanted."

There is many a man in Texas and Florida who has "gone broke" as a result of buying cheap and inferior Bermuda Onion Seed. Unless the seed is right there is absolutely no chance for success with this crop. With right seed it is the safest vegetable crop a man can plant in the section that it is adapted to.

Time for Delivery of the New 1912 Crop Seed

We positively will not fill any orders for Bermuda Onion Seed until after the arrival of the new 1912 crop seed. This will be some time between August 10th and 25th. Seed should not be planted before September 15th while after September 25th is better. Send in your order for onion seed as early as you wish. Same will be booked and the seed sent you just as soon as we can get it re-cleaned after its arrival in Atlanta.

1912 SEED CROP SHORT

AT THE TIME THIS CATALOGUE MUST GO INTO THE HANDS OF THE PRINTER THE BERMUDA ONION SEED CROP IS NOT HARVESTED AND CLEANED UP AND UNTIL THAT IS DONE WE CANNOT TELL JUST HOW SHORT THE 1912 CROP WILL TURN OUT.

WE SHALL DO OUR BEST TO SUPPLY DEMANDS ON US FOR SEED, BUT IF THE CROP TURNS OUT SHORTER THAN WE EXPECT AT THIS TIME WE RESERVE THE RIGHT TO DECLINE ORDERS FOR POUNDS OR OVER. UNDER THE CIRCUMSTANCES ORDERS FOR SEED IN CONSIDERABLE QUANTITY HAD BEST BE MADE THE SUBJECT OF SPECIAL CORRESPONDENCE.

White or Yellow Bermuda

The most widely known and largely planted of the Bermuda varieties. Before we introduced our Crystal Wax this was generally called white to distinguish it from the Bermuda Red, although it is a light or straw color. Since the appearance of Crystal Wax on the markets the produce trade of the country began calling this variety "yellow" to distinguish it from the pure white Crystal Wax. This has led to some confusion as to the name and from now on we shall list it under the name of White or Yellow to avoid any misunderstanding. We make this explanation for many who plant this variety for the first time expect it to be a pure white in color.

Our illustration on page 36 shows the Bermuda White or Yellow as grown in Florida from seed sown October 1st. Less than six months from seed sowing to the fully matured onions. No onion grown compares with the Bermuda in mildness of flavor and for this reason it is immensely popular with millions of people who dislike the strong flavor of most of the varieties. You will make no mistake in planting the Bermuda Onion. Large packet 10 cents; ½ ounce, 20 cents; ounce, 30 cents; ¼ pound, 90 cents; pound, \$3.00; postpaid.

Hastings' Crystal Wax Bermuda

The most attractive onion in the world. Our own introduction and one that we have been exceedingly proud of. It is an absolutely pure white Bermuda Onion with a most beautiful waxy appearance that makes it sell on sight in the retail markets. In New York and other large markets our Crystal Wax usually sells at 25 to 50 cents per crate above the Bermuda White or Yellow. Here in Atlanta markets it has largely displaced all other onions during spring and early summer months. Except in color it is identical with the Yellow Bermuda, has all the desirable qualities of the old variety combined with much more handsome appearance. Seed of this is always in short supply as it is a very light seeder. Pkt., 15c.; ½ oz., 30c.; oz., 50c.; ¼ lb., \$1.50; lb., \$5.00; postpaid.

Red Bermuda Onion Our genuine Bermuda Red is the favorite everywhere in the South for home use and Southern markets. Identical in size, shape and mildness with our White Bermuda. The color is a pale, waxy red, and it is just the right variety in all sections where a red but mild onion is preferred. Large packet, 10 cents; ½ ounce, 15 cents; ounce, 25 cents; ¼ pound, 85 cents; pound, \$2.75; postpaid.

BERMUDA ONION SEED ORDERS NOW BEING BOOKED FOR FALL OF 1913 DELIVERY

As soon as the prospects for a shortage of the 1912 crop made it necessary for us to stop booking large orders for delivery this fall many of the large Texas growers began placing their orders with us for 1913 delivery and at the present time we have large amounts of Bermuda White and Crystal Wax booked for 1913 fall delivery.


If you want to be reasonably sure of a supply of HASTINGS' Bermuda Onion Seed for the fall of 1913 we would urge that you place your order with us now. By so doing you have everything to gain and nothing to lose and in case of short seed crops these orders booked in advance will have the preference over those who wait until near planting time.

On these advance booked orders no money need be paid now. Just write us ordering the quantity of each variety you will want in the fall of 1913 and we will place your order on our books, acknowledging receipt of the order and our acceptance of it. As soon as the seed is ready for delivery in August, 1913, we will notify you when to send in money to cover the order.

On small orders of less than one pound no advance orders are needed for we always reserve a certain per cent of our seed crops for these smaller orders. On the larger quantities advance orders are advisable and if you wish to secure our seed of Bermuda Onion we would urge you to place your order promptly.

Remember, we do not require any advance payment or deposit on these booked orders at the time they are placed. No money is to be paid until the seed is ready for delivery.

HASTINGS' Bermuda Onion Seed is the standard of onion seed quality in the United States, Cuba and Mexico and if you want to be on the safe side book your order now. You have everything to gain and nothing to lose by placing your order for Bermuda Onion Seed now for delivery in August or September 1913.



White Multiplier Onion Sets

Onion Sets

instead of measure.

Largely planted in home gardens for early onions for pulling green. Owing to variation in weight of onion sets at different seasons we shall in the future make postpaid prices by weight

Bermuda Sets

None to offer this fall. With the short Bermuda Onion seed crop last year there was no Bermuda seed left over to plant for sets.

White Multipliers

Finest sets for earliest crop. Pure white color, very productive one set frequently making 20 bulbs in one season. Right size for bunching or pickling. Their greatest value is for an early onion for bunching green, coming in three to four weeks ahead of any other onion. Pound, 35 cents; postpaid. Peck, not prepaid, 90 cents; bushel (32 pounds), \$3.00.

Silver Skin Sets

Sets of White Portugal or Silver Skin Onion. Large white onion. Pound, 30 cents; postpaid. Peck, 70 cents; bushel (32 lbs.) \$2.50.

Yellow Danvers Sets

Forms globe-shaped yellow onions. Pound, postpaid, 25c.; peck, 65c.; bushel (32 lbs.), \$2.25.

Garlic

Pure Italian Garlic. Pound, 35 cents; 3 pounds for \$1.00; postpaid.

THE SOUTHERN RURALIST

is a money saving helper on every Southern farm it goes to. Only 25 cents per year with your seed order.

OTHER VARIETIES OF ONIONS FOR THE SOUTH


In the previous pages we give a great deal of space to the Bermuda varieties. They are the most important for fall planting for Florida, and all along the Gulf Coast. The Bermudas are the earliest to mature, and hold a distinct place, both as a commercial crop as well as for home gardens and nearby markets. There is a place, however that they do not fill. They are early and the quantity of them grown is so small compared with the large and steady demand for onions that the Bermudas seldom take care of the market over two months in the year. This leaves a ten months' market to be supplied with other varieties, for the Bermudas, carelessly handled do not keep well over two months. Carefully handled, however, we have known them to last in Florida from April until Christmas.

Many have the idea that the American varieties, such as Prizetaker, Hastings' Globe Onions and others cannot be grown in the lower South. We have seen first-class onions of Prizetaker grown as far South as Miami, Florida, which is some 400 miles south of the Georgia line. Planted during October they mature 4 to 6 weeks later than the Bermudas, but being of slower growth they are firmer, and are naturally longer keepers. Try a few of these varieties this fall, growing them direct from seed. You can easily have onions all the year round, either for home use or nearby markets by planting the Bermudas for first early, followed by almost any of the varieties on this page.

Hastings' Snow White Globe Onion Our illustration shows the shape of these onions. Handsome snow-white bulb, with a waxy appearance. It is large, firm, rather mild, and a first-class keeper. Remarkably even and uniform in growth, will always prove a favorite wherever it once appears on market. Large pkt., 10c; $\frac{1}{2}$ oz., 15c; oz., 25c; $\frac{1}{4}$ lb., 75c; lb., \$2.50.

Hastings' Dark Red Globe Onion This variety has a richness in coloring of the skin that is found in no other. Onions are large, perfectly globe-shaped, and of rich, deep dark red color. Exact shape and size of the White and Yellow Globe, the only difference in them being in the color. Large pkt., 10c; $\frac{1}{2}$ ounce, 15c; ounce, 25c; $\frac{1}{4}$ pound, 75c; pound \$2.50.

Hastings' Yellow Globe Onion Like the Snow White and Dark Red, it has a distinct globular shape. All our Globe Onions are extra large in size, and large croppers as well as first-class keepers from the firmness and solidity of the flesh. Color a very light shade of straw, almost the same color as the Bermuda White. Large packet, 10 cents; $\frac{1}{2}$ ounce, 15 cents; ounce, 25 cents; $\frac{1}{4}$ pound, 75 cents; pound, \$2.50.



Hastings' Three Globe Onions, White, Red and Yellow

One Large Packet Each of Our 3-Globe Varieties for 25 Cents, Postpaid

Australian Brown Neat, round shape, firm and solid and a splendid keeper. Fine flavor, skin an amber brown color. One of the best for fall plantings. Packet, 5 cents; ounce, 15 cents; $\frac{1}{4}$ pound, 50 cents; pound, \$1.50; postpaid.

Louisiana Creole Onion A flat, light-red variety, grown extensively in Louisiana, Mississippi and other parts of the South. Very fine and solid, a splendid keeper. Good heavy cropper, but strong flavored. We do not recommend it to those who want a mild onion. From 6 weeks to 2 months later in maturity than the Bermuda. Delivery of new crop seed (Louisiana grown) about September 1. Packet, 10c; ounce, 30c; $\frac{1}{4}$ pound, \$1.00; pound, \$3.50.

HASTINGS' PRIZETAKER ONION

We have the Prizetaker Onion of the best American growth, far superior to all imported seed of this variety. It has been successfully grown in all parts of the Central South with both spring and fall sowings. The illustration shows the shape of this variety perfectly. It is an immense onion, measuring from 12 to 18 inches in circumference. Fine bulbs have been raised weighing from 4 to 5 $\frac{1}{2}$ pounds each. It ripens up hard and firm and presents a handsome appearance. Flesh is white and fine grained with mild flavor. Pkt., 5 cts; ounce, 20 cts; $\frac{1}{4}$ lb., 60 cts; lb., \$2.00.

Extra Early Barletta

Small, pure white pickling, growing small round bulbs about inch in diameter. Just the right size for pickling. Pkt., 5 cents; $\frac{1}{2}$ ounce, 15 cents; ounce, 25 cents; $\frac{1}{4}$ pound, 75 cents; pound, \$2.50.



Hastings' American Prizetaker Onion Grown Direct from Seed in Georgia

MUSTARD FOR THE FALL PLANTING

One of the most popular and useful of the fall, winter and early spring salad plants, and hardy throughout the entire South. Sow August to November. Fine for salad, like lettuce.



Perkin's Mammoth Long-Podded Okra

Chinese Mustard

This is much superior to the Southern Curled in size, quality and flavor. See the engraving which is a good representation of it. Pkt., 5c; oz., 10c; ¼ lb., 20c; lb., 65c; postpaid.

Giant Southern Curled

An old and well-known variety used in all parts of the South for salads like lettuce and for boiling. Our strain of this variety is what is sold by many as the "Ostrich Plume." Packet, 5 cents; ounce, 10 cents; ¼ pound, 20 cents; pound, 65 cents; postpaid.



Okra or Gumbo A most healthful vegetable and a general favorite in all parts of the South. It can be planted in the central South up to August 1st and into September in Florida. Many of the Florida truck growers find this a very profitable crop for fall shipment.

Perkins' Mammoth Long-Podded Okra

This Okra is the best for market and shipping purposes, being used by the Florida shippers almost exclusively to grow for market. We have greatly improved the original strain as introduced by us and now its productiveness is simply wonderful, the pods shooting out from the bottom of the stalk within three inches of the ground, and the whole plant is covered with them to the height of a man's head, five to six feet. Pods are an intense green in color, of unusual length, nine or ten inches, very slim and do not get hard as is the case with other Okras. Packet, 5 cents; ounce, 10 cents; ¼ pound, 20 cents; pound, 60 cents; 10 pounds, not prepaid, \$4.50.

White Velvet Okra A standard variety throughout the South for home use and local markets. We have a specially fine early strain of this variety, with medium size, round, smooth pods, free from ridges and not prickly to the touch. This strain of White Velvet we find to be the best of all white varieties. Packet, 5 cts; ounce, 10 cts; ¼ pound, 20 cts; pound, 60 cts; postpaid.

Parsley An extremely beautiful plant used for garnishing. Can be sown in either fall or spring in drills 15 inches apart. When plants have become strong thin out to 6 inches apart in the row. Parsley seed usually takes 3 to 4 weeks to germinate. Soak seed 12 hours in water before planting. Keep beds free from weeds and grass.



Moss Curled Parsley

Extra Moss Curled Our fine strain of Extra Moss Curled is the most ornamental of all varieties. It is handsome enough to have a place in your flower garden. It is the favorite sort for garnishing and to supply hotels and markets. It is planted almost exclusively by Atlanta market gardeners for that purpose. Packet, 5 cents; ounce, 10 cents; ¼ pound, 35 cents; pound, \$1.25.

Double Curled Plants of dwarf, compact growth and the young leaves have the edges heavily crimped, giving it a general appearance of coarse moss. Often used by market gardeners. Packet, 5 cents; ounce, 10 cents; ¼ pound, 30 cents; pound, \$1.00.

Plain Leaved Is very hardy, a strong grower, and excellent for seasoning, for which purpose it is grown almost exclusively. Packet, 5 cents; ounce, 10 cents; ¼ pound, 25 cents; pound, 65 cents.

Parsnips In the fall in Florida and along the Gulf Coast, sow from September to December for winter and spring crop. Parsnips are a most desirable vegetable.


Improved Hollow Crown The best all-round variety of parsnips for the South. The leaves start from a small depression in the crown, giving it the name. Rich, sweet flavor and very productive. Packet, 5 cents; ounce, 10 cents; ¼ pound, 20 cents; pound, 50 cents.

PLANT A GOOD FALL GARDEN

It helps a lot keeping down the store bills and gives a variety on your table. Too many have the idea that a fall garden is limited to a turnip patch. That turnip patch is mighty good but there are plenty of other things as well, Beets, Beans, Cabbage, Lettuce, Radishes, Squash, Onions, Spinach, Kale, etc., all or any in and add variety to your table, health to yourself and family. Don't forget to plant a good fall garden.

Garden or English Peas For Fall Planting in the South

Seed Supply of All Varieties of Peas is Very Short and Higher Prices Than Usual are Necessary



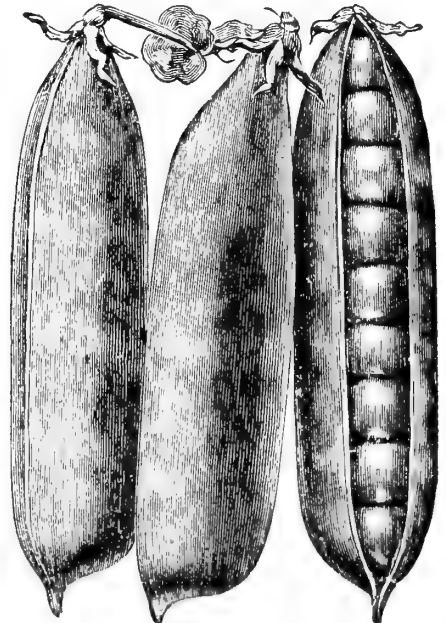
Culture For fall planting in Central South garden peas should be sown early in September, especially the second early varieties. Extra early sorts such as Alaska and John L. can be sown the latter part of the month and mature before frost. In Florida and along the Gulf Coast they may be sown during any of the fall months, October and November being preferable. Sow in drills, covering seed 2 to 3 inches deep, according to soil. To avoid the necessity of sticking or brushing, plant the peas in double rows 6 to 8 inches apart and when the vines get large enough run them together. Most varieties of the earlies and second earlies are of sufficiently stiff growth to support each other and they can be handled in this manner with much less trouble.

HASTINGS' JOHN L.--Our Famous Extra Early

Earliest of all the extra early peas either for market or home use. For 16 years it has held the record against the best strains of Extra Early peas sold by the prominent Northern houses and during that time no pea has been introduced that equals it in earliness and productiveness in its class. The John L. is the standard variety with Southern gardeners both for shipping and home markets and each year shows our sales of it increasing largely. The earliest time on record in this country was made with the John L. by C. J. Montgomery, St. Augustine, Florida, who planted one peck of John L. and on the 30th day from planting gathered one bushel of peas therefrom. Pkt., 10c.; 1/2 pt., 15c.; pt., 25c.; qt., 40c.; postpaid; pk., \$1.40; bu., \$5.00; not prepaid.

ALASKA EXTRA EARLY

Next to John L. this is the best of all the round, extra early peas; it follows John L. in earliness, is the best in quality and the heaviest bearer of all the round, extra earlies. Seeds are of bluish shade, well rounded out and the fresh peas are almost equal to the wrinkled sorts in quality. A splendid shipper and one of the very best for home use. There are a great many peas being sold under the name of "Alaska" that are from run out stock or else not kept true to name; these dwarf varieties of garden peas have to be "rogued" very carefully every year to keep them true to type. This we do and when you buy Alaska from us you know exactly what you are getting. Packet, 10 cents; 1/2 pint, 15 cents; pint, 25 cents; quart, 45 cents, postpaid. Peck, \$1.50; bushel, \$5.50; not prepaid.



Hastings' Extra Early Surprise Pea


Hastings' John L. Peas

Hastings' Extra Early Surprise Peas

Our new, extra early, wrinkled pea beats them all for combining earliness, quantity produced and most delicious quality in one variety. A true, wrinkled pea that ranks with the earliest; vines grow 20 to 24 inches high; require no brushing or staking if planted in double rows, as described in cultural directions. Its extreme earliness, its delicious flavor, sweetness and tenderness combined with extra heavy bearing for an extra early sort makes it a favorite with every one who plants it. See the illustration on this page showing exact size of the pods crowded full of peas. If you want early peas this fall plant the Surprise for your home use. It has also developed into a splendid variety for shipping, many preferring it to Alaska for that purpose. Seed of this variety exceedingly scarce. Packet, 10 cents; 1/2 pint, 20 cents; pint, 30 cents; quart, 50 cents; postpaid. Supply very limited and we cannot offer it in larger quantities.

Philadelphia Extra Early } First and Best } First of All }

Standard varieties of extra early peas. Each, Packet, 10 cents; 1-2 pint, 15 cents; pint, 25 cents; quart, 40 cents; postpaid. Peck, \$1.40; bushel, \$5.00.



Bliss' Everbearing Peas

Nott's Excelsior

An extra early, dwarf-growing, wrinkled pea, very similar to the old American Wonder but $\frac{1}{2}$ larger, with about the same earliness and delicious flavor in the peas. Peas are more closely packed in pods than in any other variety. Pkt., 10 cts.; $\frac{1}{2}$ pt., 20 cts.; pt., 30 cts.; qt., 55 cts.; postpaid. Peck, \$2.75 not prepaid.

Bliss' Everbearing

Height of vine 18 inches to 2 feet; pods 3 to 4 inches long, each pod containing 6 to 8 very large wrinkled peas, which are often $\frac{1}{4}$ of an inch in diameter and of extra fine stock. Its habit of growth is of peculiar branching character, forming as many as ten stalks from a single root. The individual branches are extra strong so that when hilled up properly they stand up well without brushing. This variety had best be planted in double rows about 8 inches apart. For continuance of bearing this variety is notable—a characteristic giving it a special value for late summer and fall use. After repeated pickings the vines continue to be covered with blossoms and buds, developing to maturity in turn. The quality is equal to any pea we know and it is a variety that should be in every home garden. Seed supply very short. Packet, 10 cents; $\frac{1}{2}$ pint, 20 cents; pint, 30 cents; quart, 55 cents; postpaid. Cannot supply larger quantities.

Hastings' Mammoth Podded Pea

This is the largest podded of all known peas and for best results it should be brushed or staked. Grows $3\frac{1}{2}$ to 5 feet high, according to soil and is fairly loaded with enormous, well filled pods. Of the very finest flavor and stays in bearing 4 to 6 weeks in the lower South. This variety is for home gardens and nearby markets only. Packet, 10 cts.; $\frac{1}{2}$ pint, 20 cts.; pint, 30 cts.; quart, 50 cts.; postpaid. Peck, not prepaid, \$2.50.

Hastings' Improved Telephone Peas

One of the best tall-growing, wrinkled varieties that has been greatly improved by our growers. Grows from 5 to 6 feet tall and must be brushed or staked. Immensely productive, bearing from 25 to 30 extra large pods to each vine. Telephone has that excellent sugary flavor so desirable in peas. Seed crop of this variety was almost an entire failure last year on account of the extreme drought and burning sun just at the time of maturity. Packet, 10 cents; $\frac{1}{2}$ pint, 20 cents; pint, 30 cents; quart, 50 cents, postpaid. Peck, not prepaid, \$2.50.

Gradus or Prosperity Pea

An extra early wrinkled pea with immense pods almost as large as Telephone and our Mammoth Podded. This pea combines earliness, productiveness and finest quality. Very hardy, strong and vigorous grower, very prolific, the peas being very large. Quality and flavor is most delicious and peas remain tender and sweet for a long time. Seed stock is very limited. Packet, 10 cents; $\frac{1}{2}$ pint, 20 cents; pint, 35 cents; quart 60 cents; postpaid. Not prepaid, peck, \$3.00.

Dwarf, Sugar or Salad Peas

A distinct variety with edible pods, cooked and eaten in the same manner as snap beans. These are great favorites with those who have once used them. Packet, 10 cts.; $\frac{1}{2}$ pint, 20 cents; pint, 30 cts.; quart, 50 cts.; postpaid.

CUCUMBERS \$647.00 PER ACRE

"Am pleased with every order you ever filled for me. I can say for your cucumber seed that the crop I grew this year brought \$647.00 per acre."

R. B. Ward, Osceola County, Florida.

Sweet Peppers for Planting Now

Some of the most profitable crops of sweet peppers ever grown in Florida and Southwest Texas, were from summer and early fall planted seed. If you live in those sections try a few of them this year. We have splendid seed of the highest quality.

Chinese Giant The monster of the pepper family. Single specimens of Chinese Giant have been grown weighing 18 ounces. The plants are strong, stocky, bushy and erect growth, growing 13 inches to 2 feet high, and are very prolific, setting 3 to 4 extra large fruits at the base which ripen while a second crop is setting on the branches. Fruit is much larger than Ruby King, almost square in shape, while the flesh is very thick. In flavor it is very mild and entirely free from any fiery taste. Pkt., 10c.; $\frac{1}{2}$ oz., 30c.; oz., 50c.; $\frac{1}{4}$ lb., \$1.25; lb., \$4.50.


Large Bell or Bull Nose The standard large size, sweet flavored variety both for home use, market and shipping to Northern markets from Florida, Louisiana and Texas. It is sweet and has a very mild flavor; is comparatively early and very prolific. Fruits 3 to $3\frac{1}{2}$ inches long and 2 to 3 inches across the shoulder. Packet, 5 cents; $\frac{1}{2}$ ounce, 15 cents; ounce, 25 cents; $\frac{1}{4}$ pound, 60 cents; pound, \$1.75.

Ruby King One of the leading varieties of sweet peppers for home use, and very largely grown by market gardeners for shipping. A very vigorous grower with large, sweet mild fruits. A close favorite with the Bell or Bull Nose, slightly larger and equally mild. Packet, 5c.; $\frac{1}{2}$ ounce, 15c.; ounce, 25c.; $\frac{1}{4}$ pound, 65c.; pound, \$2.00.

Hastings' Seeds In Texas

Wm. Bender, New Ulm, Texas, writes us May 23d: "Wish you greatest success. All the farmers in this community have great success with Hastings' Seeds. I have cabbage now 10 to 12 pounds to each head." F. W. Wheeler, Cass County, Texas, writes: "We grew some cabbage heads from your seed that weighed 15 lbs., in fact we took the county premium." Clarence O. Kaiser, Fayette County, Texas, says: "Received garden seed last week, roses today. They are up to the Hastings' standard; that is, they can't be beat."

Hastings' Right Seeds Make Right Crops For You



The Mammoth White Sandwich Island Salsify or Vegetable Oyster

Salsify CULTURE—Sow seed in August and September in shallow drills 18 inches apart. Prepare good soil deeply, as Salsify is a deep rooter. Cultivate frequently and let grow as long as they will. Plants are hardy, so let them stay in the ground and use through the winter and spring as desired. Sow one ounce of seed to 100 feet of drill.

Mammoth Sandwich Island—The best white variety. Attains large size, being twice the size of the Long White. In quality it is much superior to the other sorts. Pkt., 10c.; oz., 15c.; $\frac{1}{4}$ lb., 30c.; lb., \$1.00.

BUG INSURANCE

You have all heard of and probably carry fire insurance, life insurance, accident insurance or some one or more of the dozens of kinds of insurance that are offered. We want to talk to you a little while about another kind of insurance which is of the greatest importance to any one living in sections where there are insects that eat up the garden crops. Every market gardener and trucker who grows vegetables on a large scale has to fight bugs and this is true of many of the vegetables that grow in the home gardens.

Why not insure your crops and your income from them by the use of Bug Death, which is the best all-around insecticide that we know of—a preparation that is death to almost every kind of a bug that is destructive to vegetable crops. We have known Bug Death for many years, have seen it used by others and have used it ourselves and from personal experience we know how good and how effective it is and can recommend it to you because of our own personal knowledge. It ought to be kept in hand by every gardener, either for home use or market, in the South.

Bug Death Kills The Bugs

and, at the same time, does not injure the plant or its growth as does every insecticide or bug poison that contains arsenic in one form or another, as practically all of them do. Paris Green, London Purple, Arsenate of Lead and other forms of arsenic will kill the bugs, but unless carefully used either kill the plants or else "burn" them so that they will not make satisfactory crops. On green vegetables, such as cabbage, they are positively dangerous to those who eat the vegetables afterwards. Instead of Bug Death burning or killing the vegetable plants to which it is applied it actually acts in a small degree as a fertilizer. Do you know of

any other insecticide that this is true of? To the best of our knowledge Bug Death is the only insecticide now made that is both effective on the bugs and at the same time is harmless alike to the plants, all animals and human beings. It's sure death to all leaf-eating bugs and it positively will not "burn" the plants like Paris Green and other poisons of that class. The damage to tender growth of vegetable plants by the application of Paris Green is often almost as bad as that of the bugs. Now, that Bug Death is obtainable, you don't have to use a poison to kill the bugs for, strange as it may seem,

Bug Death Is Not a Poison

to human beings and animals, but it is sure death to leaf-eating bugs of all kinds, the bugs that eat the potato plants and beans and all the other bugs that make life a burden for the gardener who grows vegetables in bug-infested localities. You need not be afraid to leave Bug Death around. We doubt if it would hurt you any if you ate some of it yourself, although we would not advise you trying a mess of it for breakfast. It is a fact, however, that you can dust it on cabbage one day and eat that cabbage the next with no bad effects. It is most effective on bugs and that's what you want to kill, and at the same time you need have no fear

in keeping it around the place, for it won't hurt the children or your live stock if they should happen to get into it by accident or through ignorance. Many a child and animal has been poisoned by getting into Paris Green left around or else eating the plants. That kind of an accident can't happen with Bug Death around, for it won't hurt them if they do get into it. It's safe for every kind of living animals, but bugs of various kinds simply can't stand it. This is very peculiar, but it's a fact. Bug Death has been in use now for about 15 years in this country and Canada and we have never known of a single instance where persons or animals were ever injured by it.

Don't Wait Until The Bugs

have eaten up half your crop before you begin to think about a remedy. You can be reasonably sure Mr. and Mrs. Bug are going to come around and try and raise several Bug families in your patch. The right way, the safe way, is to keep Bug Death around the house and at the first sign of Mr. Bug's appearance in your crops either dust or spray the plants with Bug Death and Mr. and Mrs. Bug will shortly be in a condition that will make the raising of "Bug" families impossible in your neighborhood. It will be a bug funeral instead of a large increase in the family and in the meantime your crops are going on to maturity uninjured. You may think it strange that we say "dusted or sprayed" on the plants. That's exactly correct and one method is as good as the other. If you have a powder gun or shaker you can dust the fine powder on the plants when they are wet with rain or dew and it

will stick so tight that it will take the hardest kind of rain to wash any of it off. If you have a sprayer, and are working on a large scale, dissolve about 12 to 15 pounds of Bug Death in 12 quarts of clean water and spray it on. This much will go over an acre of vegetables and the bugs will quit eating the leaves of your plants in a hurry.

In some parts of the country vegetable crops are troubled with fungous diseases as well as bugs. In such cases Bug Death can be mixed with "Bordeaux Mixture" and sprayed on together. Full directions go with each package of Bug Death for its use. If you have no duster or sprayer you can easily dust the plants by placing some Bug Death in cheese cloth or other thin cloth. Bug Death is such a very fine powder that it can very easily be shaken through thin cloth onto the plants. It's just the sort of insecticide you need—safe, easily applied and a sure Bug Killer.

Order Bug Death With Your Seeds

When possible it's always best to have Bug Death sent by express or freight with seed orders. It cannot well be sent by mail, as the postage on that class of goods is 16 cents a pound.

The price of Bug Death in Atlanta is as follows: 3-lb. package, 35 cents; 5-lb. package, 50 cents; 12½-lb. box, \$1.00; 100-lb. keg, \$7.50.

PREPAID RATES BY EXPRESS.


To any office reached by the Southern Express Co. we will send Bug Death, all charges prepaid, as follows: 3-lb. package, 60 cents; 5-lb. package, 85 cents; 12½-lb. box, \$1.45.

To any office of the Wells-Fargo, American or Pacific Express Co.'s we will ship, all charges prepaid, as follows: 3-lb. package, 60 cents; 5-lb. package, 90 cents; 12½-lb. box, \$2.00.

Remember, there is hardly a gardener in the South, no matter whether he has a family garden or a hundred-acre truck patch, that don't need Bug Death some time during the year, and it is well to have it on hand ready for use when you need it—and that's when the bugs put in their appearance. It's safe to keep around and it don't spoil or lose strength by being kept, so you run no risk in ordering it when you order seeds. It's good to have on hand at all times. We have known Bug Death for many years. We use it in our own gardens. We know how effective it is and how perfectly safe. We sell thousands of pounds of it to Atlanta gardeners and they come back for more when they need it, and that's the best kind of recommendation, they buying it again and again. You will do the same when you find out how well it insures your crops against bug damage and destruction.

HASTINGS' SELECT RADISH SEED

THESE PRICES INCLUDE POSTAGE PAID BY US



Long White Icicle

Culture For best results radishes require a rich, loose, moist soil, so that they can be grown quickly. The crisp, tender flesh of early radishes depends almost entirely on rapid growth. Successive plantings should be made every 10 days or two weeks to keep up a continuous supply of crisp and tender radishes. For early use plant the round or button radishes and olive shaped as early as ground can be worked in spring. Plantings of these extra early sorts may be continued for six weeks. After that use the long and half-long varieties, as they root much deeper and resist heat and drouth better. What are known as winter radishes should be sown in August and September. All radishes should be sown thinly in drills one foot apart, covered $\frac{1}{2}$ inch and kept clear of grass and weeds. Our radish seed is of the best, all being grown from carefully selected and transplanted roots.

Hastings' Early Long Scarlet This is the most popular of all radishes in the South for the general garden use and market. Our illustration shows the remarkable regularity and fine shape of our strain of this variety. It's a favorite everywhere, no vegetable garden being complete without it. Tops rather small, roots long and tapering to a decided point; color an intense bright scarlet. Flesh is very crisp and tender and when grown rapidly, as all radishes should be, it is free from all pungent taste. Pkt., 5 cents; ounce, 10 cents; $\frac{1}{4}$ pound, 25 cents; pound, 80 cents; postpaid.

Long White Vienna or Lady Finger One of the finest long white radishes in cultivation. It is almost identical with long Scarlet, except in color. Beautiful shape; skin and flesh pure white, crisp, tender and of quick growth. Pkt., 5c; oz., 10c; $\frac{1}{4}$ lb., 25c; lb., 85c.

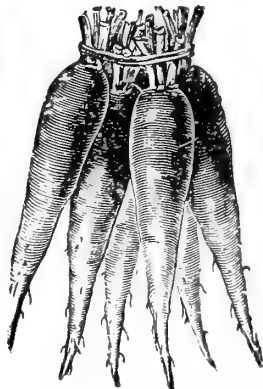
Long White Icicle Radish Excellent and profitable; a new and distinct sort; ready for use as soon as Hastings' Early Long Scarlet, but has fewer leaves. Admirable alike for open air and under glass. The Icicle radish is perfectly white in color, and long, slender and tapering in shape. It quickly grows to market size, is crisp and brittle, and of mild, sweet flavor. A fine variety for both market and home gardeners who want an early, long white radish. Pkt., 5c; oz., 10c; $\frac{1}{4}$ lb., 30c; lb., \$1.00.

Chartier or Improved Sheppard Grows to a large size, but not very uniform in shape. Red at the top, pink in the middle, white at the tips; handsome appearance when pulled at the right time. It is especially fine flavored when grown quickly in the South. Packet, 5 cents; ounce, 10 cents; $\frac{1}{4}$ pound, 25 cents; pound, 75 cents.

Wood's Early Frame Similar to the Long Scarlet, but earlier. Shorter and broader, more brilliant color and better for forcing and market. Pkt., 5c; oz., 10c; $\frac{1}{4}$ lb., 25c; lb., 75c.

French Breakfast A standard well known variety, a favorite for an early half-long variety in many parts of the South both for home use or market. Pkt., 5c; oz., 10c; $\frac{1}{4}$ lb., 25c; lb., 80c.

Hastings' Glass Radish After we introduced this radish several years ago it was named "Cincinnati Market Radish" by a Northern seed house and is generally catalogued by Northern houses under that name. We consider it one of the finest of the long red or pink radishes. It is of bright pink color with white tips; very regular and uniform in size and shape. Flesh transparent, always crisp and brittle, with mild flavor even when grown to large size. Desirable for both market or home use. Pkt., 5c; oz., 10c; $\frac{1}{4}$ lb., 25c; lb., 75c postpaid. 10 lb., not prepaid, \$6.00.



Hastings' Glass Radish



Hastings' Early Long Scarlet

Hastings' 100-Bushel Oat

is the greatest money-saving crop you can plant in the fall. A sure and safe cropper in all parts of the South and a heavy yielder. Two or three acres of it will stop the money drain on you for stock feed. Order seed of it now.

Rosy Gem Radish Also known as White Tipped Scarlet Ball. This is the favorite among our market gardeners for forcing as well as for open ground growth. We have seen it ready for market here near Atlanta in eighteen days from the time seed was sown. It is also very desirable for home gardens, being almost identical with our Scarlet Button except in the white shading at base of the root. It is one of our earliest varieties. Globe-shaped with rich, deep scarlet top, shading to pure white at the bottom. Very tender and crisp, never becoming hollow or pithy until very old. Packet, 5c.; ounce, 10c.; ¼ pound, 25c.; pound, 80c.; Postpaid.



Scarlet Button Radish

rieties. Color bright carmine; radishes crisp and tender. Packet, 5 cents; ounce, 10 cents; ¼ pound, 25 cents; pound, 85 cents; postpaid.

Philadelphia White Box Almost identical with our Scarlet Button except that the skin is a clear, white color. Packet, 5 cents; ounce, 10 cents; ¼ pound, 25 cents; pound, 80 cents.

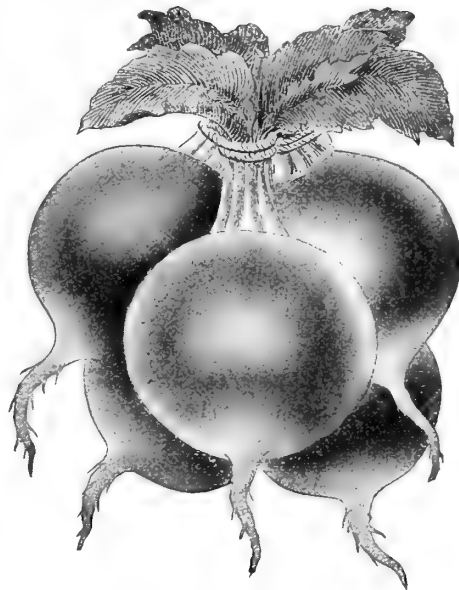
Scarlet Button Radish

A favorite extra early variety of round form and deep scarlet skin. Very mild in flavor, crisp and tender. Short narrow leaves, making a very small top. Packet, 5c; ounce, 10c; ¼ pound, 25c; pound, 85c; postpaid.

Crimson Giant A splendid variety of early turnip radish of large size. It is a little longer in shape than the Scarlet Button, a brighter color, and twice the size. It will take the lead in turnip radishes. It grows quickly and even when it attains large size it remains crisp, tender and of fine flavor to the last. It will prove a money-maker for the market gardener, as its bright crimson color makes it a seller on sight. Equally valuable for the home garden. Pkt., 5c; oz., 10c; ¼ lb., 30c; lb., \$1.00.

Earliest Carmine

One of the most popular half long or olive shaped va-



Our Rosy Gem Radish

WINTER RADISHES FOR SUMMER AND FALL SOWING AND WINTER USE

California Mammoth White It is 8 to 12 inches long and from 2 to 3 inches in diameter. Packet, 5c; ounce, 10c; ¼ pound, 30c; pound, \$1.00.

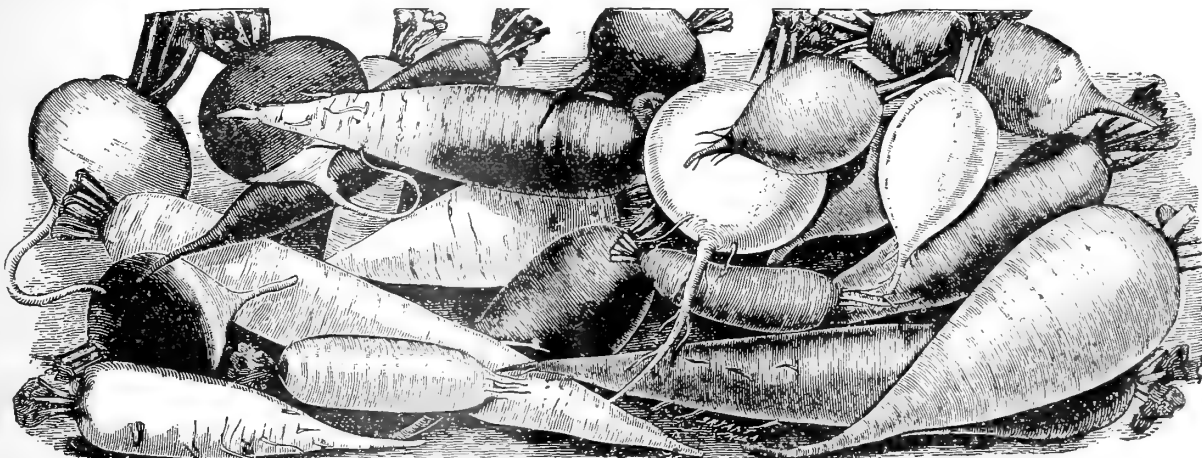
White Spanish Winter Mild in flavor. Packet, 5c; ounce, 10c; ¼ lb., 25c; lb., 85c.

Black Spanish Winter Black skin, but white flesh. Pkt., 5c; oz., 10c; ¼ lb., 25c; lb., 85c.

China Rose Winter Bright rose color. Excellent quality and best winter variety. Packet, 5c; ounce, 10c; ¼ pound; 25c; Pound, 90c.

FARMERS' EXPERIENCE MEETINGS

Are held once a month in the SOUTHERN RURALIST. If you are a Ruralist reader you get the benefit of these monthly talks by farmers themselves. 25 cents with a seed order brings it for a year.



Hastings' Mixed Radishes—One Planting for the Entire Season. Pkt. 5 cts.; oz., 10 cts.; ¼ lb., 25 cts.; pound, 85 cts.

Hastings' Mixed Radishes Our splendid mixture of radishes has become deservedly popular in the past few years, giving, as it does, a succession of radishes all through the season. This mixture contains some of all varieties listed—early, medium, late, round, half long and long. In one sowing you get a continuous, all season's supply in family gardens. Packet, 5 cents; ounce, 10 cents; ¼ pound, 25 cents; pound, 85 cents.

WHERE DO YOUR COTTON DOLLARS GO TO ?

We can also ask about the fruit dollars and the vegetable dollars. With all the hundreds of millions of dollars flowing into the South every year, why don't more of them stay? Why don't yours stay in your pocket? Is it not because they go to pay for oats, corn, hay, meat, etc., that you can easily grow at home at one-third to one-half the price you now pay? Fall is the right oat planting time. Plan now to have a few acres of 100-Bushel Oats. They will surprise you with their money-saving power.


Summer or Bush Squashes

Every year the planting of the Summer or Bush Squashes in the Central South during July and August for September and October use becomes more prevalent. Every year the plantings of these squashes in Florida and along the Gulf Coast, for fall and early winter shipment, become larger. Our people are just learning that these squashes grow and bear from summer planted seed just about as well as from the spring planted. These squash can be planted in the Central South as late as August 15th. South Florida plantings can be continued as late as October 1st, either for home use or shipment.

Hastings' Mammoth White Bush Squash

As shown by the illustration, this is a decided improvement over the Early White Bush, being double the size and more regular in shape. It is very early, uniform in growth and prolific. Has a beautiful white skin and flesh, and grows 10 to 12 inches across. Fine for family gardens and nearby markets, but too large to grow for shipment. Packet, 5 cents; ounce, 10 cents; ¼ pound, 25 cents; pound, 60 cents, postpaid. Ten pounds, not prepaid, \$4.50.

Early White Bush Squash This is the well known White Scalloped or Patty Pan Squash. It is one of the earliest to mature, very productive and of light cream color. Very popular variety for shipment to Northern markets from Florida, as well as being a general favorite for home gardeners everywhere. Packet, 5 cents; ounce, 10 cents; ¼ pound, 25 cents; pound, 60 cents. Ten pounds, not prepaid, \$4.50.



Hastings' Mammoth White Bush Squash

Giant Summer Crookneck Squash In our Giant Crookneck we have a variety containing all of the good qualities of the Crookneck class, and at the same time giving double the size of the Old Yellow Summer Crookneck. For market gardeners growing for nearby markets and home gardens it is especially desirable. Like the Mammoth White Bush, it is too large to ship. With this variety you get double the yield from the same area that you do with the other sorts. We recommend it without reserve to our customers. Pkt., 5c.; oz., 10c.; ¼ lb., 25c.; lb., 60c.

Early Yellow Bush Squash Identical with Early White Bush except in color, which is a bright golden yellow. Pkt., 5c.; oz., 10c.; ¼ lb., 25c.; lb., 60c.

Yellow Summer Crookneck Squash Old well-known variety of Crookneck Squash, for home and market gardens. Fruits small, of bright orange yellow color, and covered with warty excrescences. Flavor very rich and buttery. Packet, 5 cents; ounce, 10 cents; ¼ pound, 25c.; pound, 65 cents; postpaid. Ten pounds, not prepaid, \$4.50.



Hastings' Giant Summer Crookneck Squash

Twice as Much for Same Price

Clarence O. Kaiser, Fayette County, Texas, writes: "Thanks for promptness in filling my order. They arrived yesterday and are better than I expected. You give about twice as much for the same price as I can get here, and from what I have seen of your seeds growing in several of my friends' gardens, I know the quality is OK."

Don't Put Off Ordering Seeds

until the day you want to plant them. Order them now and have them on hand to plant when there is a "season in the ground" Hastings Seeds don't spoil by being kept in your hands a month or two or three. Order them now while you think about it. You will then have them on hand to plant whenever you think best.

Best Spinach Seed

Our American grown Spinach is much superior to the imported seed in every particular. The germination is stronger and better, the growth larger and more vigorous and hardier. We have nothing but American-grown seed of Spinach. There is no better vegetable to furnish an early supply of "greens" than Spinach. It requires rich soil, the richer the better, and can be sown during October, November and December, any time when the ground is not frozen. It germinates freely in cold weather and is a rapid grower. As "greens" its quality is unsurpassed.


Hastings' Aragon Spinach Our best variety for the South. Fine market size, producing a large, thick, green leaf, well crumpled or savoyed, and stands a long time before running to seed. The hardiest of all varieties, standing an ordinary cold winter without damage in this latitude. At the same time it is one of the best heat-resisting sorts for late spring use. This variety has been thoroughly tested, and pleases all market gardeners who use it. Ounce, 5 cents; ¼ pound, 15 cents; pound, 45 cents; postpaid. Ten pounds, not prepaid, \$2.75.

Curled Norfolk Savoy Sow for fall and winter use, as it runs to seed if sown in the spring. With the exception of Aragon it is the heaviest cropper. Ounce, 5 cents; ¼ pound, 15 cents; pound, 40 cents. Ten pounds, not prepaid, \$2.25.

Broad Leaved Flanders Good standard variety for home use and market. Ounce, 5 cents; ¼ lb., 15 cents; pound, 40 cents. Ten pounds, not prepaid, \$2.25.

Long Standing Sow for all seasons. A heavy cropper that does not run to seed readily. Ounce, 5 cents; ¼ pound, 15 cents; pound, 40 cents. Ten pounds, not prepaid, \$2.25.

Bloomsdale A valuable variety which is extensively grown, producing large crops of thick-leaved spinach. Ounce, 5 cents; ¼ pound, 15 cents; pound, 40 cents. Ten pounds, not prepaid, \$2.25.



Hastings' Aragon Spinach

WHY NOT A FALL GARDEN?

It's a fair question. Why not have vegetables right up to and through the winter months? Most everybody is willing to start a garden in the spring. Why does their interest in gardens fade away in summer? It's just as important for the health of yourself and family to have a good supply of vegetables in fall as in spring. You have the ground, why not keep it busy all the year round? You need the vegetables. Time to send for seed for summer and fall planting now.

TOMATOES

For Your Summer And Fall Plantings

About the time this catalogue comes into the hands of the majority of its readers the tomatoes from the spring plantings will have begun to die out. It's easily possible for the people of the Central South to have tomatoes for table use for a month or six weeks after killing frost. Planted now, most varieties bear in 75 to 80 days. Summer planted tomatoes will be in their prime during October and November, and can be picked green before the plants are killed and kept in the house and ripened gradually for weeks afterwards. If you never tried planting tomatoes in summer, do so now. In Florida and along the Gulf Coast it is a regular crop for fall and early winter shipment.

Duke of York, the Blight-Proof

In some parts of the South, especially in Florida and along the Atlantic Coast, there is a disease of the tomato known as the Southern tomato blight. About the time the fruit begins to set the plant begins to die. There is no known remedy for this disease. It does not appear on new land, or land that has not been planted in tomatoes, but when it does appear the only way to succeed with tomatoes is to plant a variety that is "blight-proof" and the Duke of York is the only sure blight-proof variety. While not of as fine eating qualities as the others, it is a splendid shipper and makes fine market appearance. Fruits form in clusters of 5 to 10 and are larger than average size. It's a strong, healthy grower, a big cropper and stays in bearing a long time. Planted exclusively in many parts of the South. If you have ground that tomato blight is present in, this variety is the one for you to plant. **Genuine Duke of York.** Pkt., 10c.; $\frac{1}{2}$ oz., 15c.; oz., 25c.; $\frac{1}{4}$ lb., 75c.; lb., \$2.50; postpaid. Five lbs., not prepaid, \$10.00.


Spark's Earliana Said to be the earliest bright red tomato of good size and flavor. Originated in Southern New Jersey and is the first in the market from that section. Plants are hardy with rather slender open branches and moderate growth well set with fruits, all of which ripen very early in the season. Fruits are of deep scarlet color, growing closely together in clusters of 5 to 8, all of medium size, averaging $2\frac{1}{2}$ inches in diameter. Smooth and solid, quite thick through and very free from ribs and cracks for an early variety. Flesh deep red with solid center and small seed cells; slightly acid flavor. Pkt., 10c.; $\frac{1}{2}$ oz., 15c.; oz., 25c.; $\frac{1}{4}$ lb., 65c.; lb., \$2.00.

Extra Early Wealthy

This new tomato is a source of wealth to the gardener who plants for early markets, hence its suggestive name. It is a remarkably smooth, large size, extra early tomato. It is an enormous yielder for an extra early, each plant being a mass of beautiful red fruit. Fruits "set" in close on the stem, and as it has comparatively few leaves and is open in growth, the sun colors the fruit much more quickly than others. It blooms early and sets the first bloom. It is a compact grower and can be grown close. Pkt., 10c.; $\frac{1}{2}$ oz., 15c.; oz., 25c.; $\frac{1}{4}$ lb., 65c.; lb., \$2.00.

HASTINGS' REDFIELD BEAUTY TOMATO

Our Redfield Beauty is of the right size, the right earliness, the right shape, the right color, the right bearing qualities, the right shipping and eating qualities; in fact it's an all right tomato in every respect. It has been planted for the last 19 years in Florida, Georgia, Alabama, Mississippi, Louisiana and Texas, and in all tests it has proven its superiority over all other famous varieties. Its vigorous growth, heavy and long bearing qualities and its comparative freedom from rotting under the most trying condition of growth, make it a favorite everywhere. Of glossy crimson color with a slight tinge of purple. Grows in clusters of three to five fruits and is the most regular in size and shape of fruit of any variety known. Retains its large size until all are picked. Of perfect shape and is unexcelled for toughness of skin and solidity. Large packet, 10 cents; $\frac{1}{2}$ ounce, 15 cents; ounce, 25 cents; $\frac{1}{4}$ pound, 65 cents; pound, \$2.00; 10 pounds, \$17.50.




Duke of York, Our Great Blight-Proof Tomato



Hastings' Redfield Beauty Tomato

THE MOST SATISFACTORY TOMATO THAT YOU CAN GROW



Livingston's Globe Tomato

Chalk's Early Jewel We find this splendid variety to be one of the best extra early sorts. It is within one week of being as early as the famous Earliana and is far superior, the fruits being uniformly larger, thicker through, more solid and much finer quality than any of the extra early tomatoes. The fruits are very deep through from stem to blossom end, being almost round or ball shaped and from 3 to $3\frac{1}{2}$ inches in diameter. The interior portion is very solid and fleshy, with very few seeds, the seed cells being very small and the fruits nearly all solid flesh; quality is exceptionally sweet and free from acidity. Our seed is grown from original stock, none better to be had. Pkt., 10c; $\frac{1}{2}$ oz., 15c; oz., 25c; $\frac{1}{4}$ lb., 75c; lb., \$2.50.

Hastings' Matchless Our Matchless is well named; for it has no equal as a large second early tomato for home use, nearby markets or canning. A vigorous grower and very productive, and continues to produce large size fruits until frost, if cultivated. Fruit is large to extra large, very meaty and solid, with few seeds. Its color is a brilliant shade of red. Foliage is heavy, protecting the fruits from sunscald during late summer. Pkt., 10c; $\frac{1}{2}$ oz., 15c; oz., 25c; $\frac{1}{4}$ lb., 75c; lb., \$2.50.




Hastings' Long Keeper Tomato

LIVINGSTON'S GLOBE TOMATO

A variety that has become very popular with Florida shippers during the past three years. We have grown a few hundred pounds of seed this past season from original stock from Livingston. We find it one of the earliest, fruits smooth and of good size, firm flesh and few seeds. Very productive of fruit, being short-jointed and clusters of fruit form at each joint. Fruits are of right size and shape to pack well for shipment. Color of skin purplish red, about the same shade as our Redfield beauty. Our experience with this variety, both in our own crop and by observation of market crops in several sections is that about one-half of the fruits come the true globe shape, the balance are rather flattened but much thicker proportionately than other standard varieties. We make this explanation as many who grow it for the first time are misled by the name given it and expect all the fruit to be globe-shaped. Even with this irregularity in the shape of fruit it is a good variety of extra early tomato, especially for shipment. Pkt., 10c; $\frac{1}{2}$ oz., 15c; oz., 25c; $\frac{1}{4}$ lb., 75c; lb., \$2.50; postpaid.

Hastings' Improved Purple Acme

Our Improved Purple Acme is one of the finest varieties on our list, a big improvement over the Old Acme which was so popular everywhere. It is one of the very earliest, is almost round and has a thin, but very tough skin. Our Improved Acme is a very heavy bearer and ripens evenly all over. It has a lovely purplish shade of color which makes it especially desirable as a market and shipping variety. Has few seeds, is thick, meaty and solid. You will find it a most desirable sort for either market or home use, with its fine color and flavor. Pkt., 5c; oz., 20c; $\frac{1}{4}$ lb., 50c; lb., \$1.60.



Chalk's Early Jewel

Hastings' Long Keeper Tomato No variety of tomato equals Long Keeper in heat and drought resisting qualities, making pre-eminently a tomato to furnish a continuous supply all through our long summers when other sorts die from heat and drought. Its resistance to unfavorable conditions of growth is remarkable and it is adapted to all parts of the South. Fruits average about 3 inches in diameter and are of a bright red color. Is early, very productive and the longest keeper of any. Equally valuable for both home and market garden. It has the right shape and color and every Southern gardener who plants it will find it a most profitable variety. Pkt., 10c; $\frac{1}{2}$ oz., 15c; oz., 25c; $\frac{1}{4}$ lb., 65c; lb., \$2.00.

Hastings' Dwarf Champion We think a great deal of our special strain of Dwarf Champion, for we believe it to be the only first-class tomato of sufficiently stiff growth to stand up clear of the ground without staking, thus keeping the fruits off the ground. The growth is very stiff, upright and compact. Fruits are large, of bright red color, very regular in size and shape and very smooth skin. It is one of our most popular and desirable varieties, planted by tens of thousands of our customers every year. Pkt., 10c; $\frac{1}{2}$ oz., 15c; oz., 25c; $\frac{1}{4}$ lb., 75c; lb., \$2.50.

The Stone A first class main crop variety of extra large size, very smooth and of bright red color. Largely used in some parts of South Florida for winter shipment, and a standard sort for those who grow tomatoes for canning. It's a large, good, smooth, solid, meaty tomato for all purposes and a splendid variety to furnish late tomatoes in gardens everywhere. Pkt., 5c; $\frac{1}{2}$ oz., 15c; oz., 25c; $\frac{1}{4}$ lb., 65c; lb., \$2.00.

Extra Early Prolific Sold out on this variety. No seed of this tomato until spring of 1913.


You Will Always Make Turnips When You Plant Hastings' American-Grown Turnip Seed

Hastings' American-grown Turnip Seed is away ahead of the ordinary European-grown, and there is mighty little American-grown turnip seed sold by most seedsmen in this country. Your local merchant may have seed from Philadelphia, New York, Detroit or other cities, but that doesn't mean that it's American-grown seed by a long shot.

Our seed is right, just what you need for successful crops. You don't take chances when you plant Hastings' Turnip Seed.

Early White Flat Dutch An old standby, and one of the most popular early varieties in the South for either spring or fall planting. Of medium size and a quick grower. Is flat as shown by the illustration, with very small, fine tap root. Flesh and skin pure white; fine grained and sweet. Ounce, 5c; ¼ pound, 15 cents; pound, 50 cents; postpaid.

Early Red or Purple Top This is another popular variety of early flat turnip, being almost identical with the Flat Dutch, except for the deep red or purple color of the skin at the top of the bulb. Known in many sections as the Purple Top Flat Dutch. It's a quick grower with very fine-grained, sweet-flavored flesh. The red top of the bulb extending down to where it rests in the soil, adds very much to the attractive appearance of this popular variety. Ounce 5c; ¼ pound, 15c; pound, 50c; postpaid.



Early White Flat Dutch. Early Red or Purple Top.



Yellow Aberdeen Turnip

Extra Early Milan The earliest of all turnips. A flat, purple top variety, resembling the Early Red or Purple Top very closely, but is two weeks earlier. Perfect in shape and color, sweet and fine grained. Seed supply of this very short. Packet, 5c; ounce, 10c; ¼ pound, 35c; pound, \$1.00.

Yellow Aberdeen One of the popular varieties for planting in the South in late summer and fall. It is a purple top, rather flattened variety that resists both heat and cold exceedingly well. Of good size and a splendid keeper during the winter and spring months. Ounce, 5 cents; ¼ pound, 15 cents; pound, 50 cents; postpaid.

Southern Snow-White Globe Color pure white, shape round, size large, solid, quick in growth for a large turnip, producing great weight to the acre. Rapidly growing in popular favor, more especially as a late winter and spring variety. In the autumn and early winter it is apt to be hard, but mellows like an apple in keeping. It is productive, hardy and closely resembles in size and shape the popular Purple Top Globe. Ounce, 5 cents; ¼ pound, 15 cents; pound, 50 cents.

Early Snowball Extra early. A variety of sterling merit; perfectly round, pure white, very solid, sweet, short top. Ounce, 5c; ¼ pound, 15c; pound, 50c.


Golden Ball A splendid and distinct yellow variety. Fine grained, medium sized variety, as round as a ball, with a clear, deep orange color. Bulbs of medium size, a rapid grower, maturing early. Has small tap roots. This is the finest flavored of all the yellow varieties for table use. Packet 5c; ounce, 10c; ¼ pound, 15c; pound 50c.

Purple or Red Top Globe The most popular variety in the South for general planting. It is medium early, globe-shaped, very handsome in appearance and an extra heavy cropper in all parts of the South. You cannot plant too many of them either for home use or markets. It's always of good quality, a good keeper and a good seller in the market. Ounce, 5 cents; ¼ pound 15 cents; pound, 50 cents; postpaid.

Seven Top or "Salad Turnip" The most popular variety for winter and early spring "greens" in the South. Very hardy, growing all through the winter. Can be cut at all times, giving a supply of fresh vegetable matter at times when nothing else is available. Can be sown from August till December and in early spring. Ounce, 5 cents; ¼ pound 15 cents; pound, 50 cents.



Seven Top or "Salad Turnip"



Purple or Red Top Globe Turnip

Dollar Corn and 75 to 90 Cent Oats

How many times have you had to go down in your pocket and pay these prices or more? A few acres of our 100-Bushel Oats will see you through every time. Don't buy grain, grow it yourself. It pays to plant Hastings' 100-Bushel Oats. See pages 1 to 5 and save money.

HASTINGS' BIG 7 TURNIP COLLECTION 25c

THE MOST POPULAR OF ALL TURNIP COLLECTIONS. THIS GIVES EVERY FAMILY IN THE SOUTH A FULL SUPPLY OF EARLY, MEDIUM AND LATE TURNIPS. NO OTHER SEED HOUSE OFFERS YOU SUCH A BARGAIN IN TURNIP SEED AS THIS. FOR 25 CENTS WE WILL SEND YOU, POSTPAID, ONE OUNCE EACH OF EXTRA EARLY WHITE EGG, PURPLE OR RED TOP STRAP LEAF, EARLY WHITE FLAT DUTCH, PURPLE OR RED TOP GLOBE, YELLOW OR AMBER GLOBE, IMPROVED AMERICAN RUTABAGA AND SEVEN TOP TURNIP. 7 OUNCES OF TURNIPS, ALL DIFFERENT, VERY BEST GRADE SEED, FOR 25 CENTS, DELIVERED AT YOUR POSTOFFICE. NO OTHER VARIETIES WILL BE SOLD AT THIS PRICE AND NO CHANGES WILL BE ALLOWED IN THIS COLLECTION. IF YOU DO NOT WANT TO PLANT ALL THIS SEED THIS FALL, WHAT YOU HOLD OVER IS PERFECTLY GOOD FOR NEXT SPRING'S SOWINGS. THIS SUPERB TURNIP COLLECTION IS NOW A STANDARD FOR FALL TURNIP PLANTING IN EVERY SOUTHERN STATE. THIS COLLECTION WILL GIVE ALL THE TURNIPS ANY FAMILY CAN USE.

7 Ounces, 7 Varieties, 25 Cents, Postpaid



Hastings' Improved American Rutabaga

THE FINEST RUTABAGA IN THE WORLD

Our special strain of Improved American leaves nothing to be desired. It is the best and heaviest cropper of all rutabagas for the South. This variety has been grown and improved for years to meet the wants and trade of the most critical gardeners. It is of fine form, with a rich purple top and yellow flesh of very pleasing appearance. Flesh is tender and sweet and exceptionally free from stringy, hard flesh. It has a comparatively small top, small and fine roots, and is a sure and heavy cropper. If you grow rutabagas you need our "Improved American." Ounce, 5 cents; ¼ pound, 15 cents; pound, 50 cents; postpaid.

Where Do Your Cotton Dollars Go?

We might ask also as to the orange and peach and vegetable dollars. In a few months it will be "settling up" time in the cotton belt. The cotton crop is being turned into dollars, but how many of them stick in the growers' hands? Isn't it a fact that most of them are spent paying up the supply merchant for meat and grain, etc., that you could just as well grow at home and at one-third to one-half the cost you paid Mr. Merchant? This fall is a good time to take a step toward financial freedom, towards keeping the cotton, fruit and vegetable growers' dollars at home. Oats, rye, wheat, barley, etc., sown this fall will help keep those dollars at your home either in your pocket or to your credit in your nearest bank.

Hastings' Improved

American Rutabaga

Greatest Cropping

Rutabaga Known

Why the Hastings' Business Grows

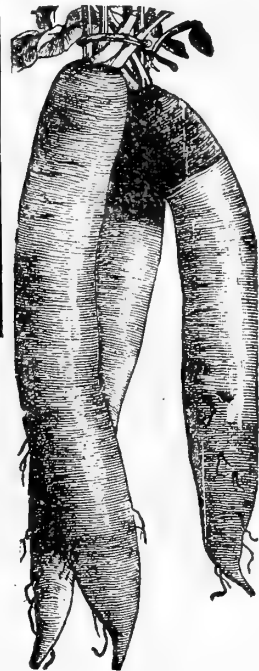
Just one reason for it. There are more than 150,000 people all over the South that feel towards the Hastings' & Co. business just as these friends below do.

ALABAMA—"Many thanks for the turnip seed just received. I have been using your seed for some time and like them splendidly, and always speak a good word for them whenever I can."—W. E. Boaz, Talladega Co.

GEORGIA—"I have been buying seed from you and also taking the Ruralist for 11 years and have always been well pleased with both. Wishing you much success."—E. A. Sizemore, Gwinnett Co.

MISSISSIPPI—"Our vegetables we raised from your seed were fine; several cabbages weighed 10 pounds. In fact everything was fine. I have given quite a number of persons your address and will be glad to recommend your seed to anybody."—H. L. Suggett, Montgomery Co.

TEXAS—"I planted the seeds and have the finest garden you ever saw. Every seed planted I think came up and grew off finely. The people around are amazed at my success. I tell them it is a question of seed, and if they will order seed from **Hastings** they can do likewise."—J. H. Pipkin, Ellis Co.



Long White or Cowhorn

Long White or Cowhorn Roots long and carrot-shaped, one-third to one-half of which is formed above ground. It roots deeply, resisting drought well. Flesh pure white, fine grained, sweet and of excellent table quality. It is very hardy and resistant to cold. Frequently planted together with Dwarf Essex Rape for winter stock food. **Ounce, 5 cents; ¼ pound, 20 cents; pound, 60 cents.**

Pomeranian White Globe An extra heavy cropper desirable where large size and quantity rather than quality is wanted. Very large white globe-shaped variety. **Ounce, 5 cents; ¼ pound, 15 cents; pound, 50 cents.**

Extra Early White Egg The finest flavored of all early seasons is ready for table use in six weeks from sowing. Skin and flesh are of a pure snow white, solid, fine grained, sweet and a good keeper. Looks very attractive bunched for sale and gardeners with this variety have no difficulty in selling at top prices. **Ounce, 5 cents; ¼ pound, 20 cents; pound, 60 cents.**

Yellow or Amber Globe Sometimes called Yellow Stone. Undoubtedly the most handsome of the yellow sorts. Grows to a large size, flesh very firm, fine grained and keeps splendidly well into Spring. **Ounce, 5 cents; ¼ pound, 15 cents; pound, 50 cents.**

Hastings' Mixed Turnips A splendid mixture of our own containing some of each variety of turnips and rutabagas catalogued by us. This mixture is made up to supply the demand of the thousands of planters who wish to make only one sowing and at the same time have a succession of turnips to supply them all through the season. This mixture contains all the early, medium and late varieties and "salad" variety for "greens." **Ounce, 5 cents; ¼ pound, 15 cents; pound, 55 cents.**



Pomerian White Globe

"Book and Paper Farming"

We know that there is a prejudice in many farmers' minds against any agricultural information that appears in a book or in an agricultural or farm paper. At the same time the same farmer will gladly take that information and use it if it comes to him from the mouth of a brother farmer at a picnic, or a fish-fry, or at church, or at a Farmers' Union meeting.

This prejudice is not surprising when one recalls the mass of misinformation so far as the South is concerned in many of the agricultural papers published North and circulated in the South. No matter how valuable that information may be in meeting the agricultural conditions North, it is usually worthless here because of the difference in conditions. It is also true that the editors of many farm papers are not practical men and have no knowledge of the practical every-day affairs of the farm.


Now, looking at it from a farm standpoint, we believe that the farmer and gardener who refuses farm information from a book or a good agricultural paper is dead wrong. He spites himself. With all due respect to him and ourselves, neither of us knows all there is about farming. We believe it our plain common sense duty to ourselves to get all the helpful information we can from any source and we don't care two straws whether it comes to us in a book or in an agricultural paper, by word of mouth or in a letter. It's helpful information we are after, and we don't care what kind of a package it is wrapped up in just so we get it.

Our office answers on an average about 100 letters per day on farm and garden subjects. These letters are from farmers and gardeners, and we are glad to be of any assistance we can, but the point is this: The information asked for in at least four out of five of these letters has been given in the Southern Ruralist within the last year or so. We know of no farmer or gardener so poor that he can't pay the price for a year's subscription. We know of no farmer, no matter how well off or how good a farmer he is, that knows it all. It has been our observation that the better farmer a man is the more anxious he is to get more information from papers and books. As a rule, the sorrier farmer a man is the more apt he is to sneer at agricultural books and papers and the work of the Farmers' Institutes by our State Agricultural Colleges.

Some three years ago our Mr. Hastings was in a middle Georgia town where a Farmers' Institute was being held. Some good talks were made by men from the Georgia State College of Agriculture, principally on the subjects of soil-improvement. After the meeting a middle-aged "cropper" was overheard to say to another farmer: "Them fellers from that College can't tell me nuthin'. Why, I done wore out two farms already." That man told the exact truth. He had not been farming, he had been "skinning" his land, robbing it of everything nature put there. Incidentally he kept himself poor all the time, doing it; kept himself poor by bad farm methods. He had ragged clothes, patched up wagon and harness and a farm to match them. He refused knowledge.

Tens of thousands of our customers read the Southern Ruralist. Every farmer in the South ought to read it for it is full of practical information from practical men of the South. See pages 18 and 19 of this catalogue. Through us you can get the Ruralist for one year for 25 cents, and if you are not satisfied at the end of three months, just notify us and we will return you the 25 cents you sent us and have the paper stopped. We recommend this best of all Southern agricultural papers to you, furnish it to you at half price, guarantee you satisfaction or money back. It helps us and it will help you. Send us 25 cents with your seed order.

Flower Seed For Fall Sowings



Hastings' Superb Mixed Pansies

Sweet Peas If success is to be had with Sweet Peas in Florida and along the Gulf Coast seed must be planted in October or November. Plant in trenches about six inches deep, covering seed 2 inches. As they grow keep filling in trench until level with surface of ground.

Hastings' Finest Mixed Sweet Peas Our own mixture made up from 70 of the best leading varieties. No undesirable colors or varieties in this. It's the cream of over 450 named varieties known to seedsmen. Pkt., 5c; oz., 10c.; 1/4 lb., 25c.; lb., 75c.; postpaid.

Poppies---Superb Mixed Gorgeous is the only word that can describe the brilliancy of a bed of our mixed Poppies in full bloom. It's always best to plant poppy seed in the fall or early winter for spring blooming. In the cooler sections the seed lays dormant in the ground all winter, but makes far better growth than from spring planted seed. Our mixture contains all the popular kinds of double, semi-double and single varieties in all colors and shades. Packet, 5 cents; ounce, 30 cents; postpaid.



Hastings' Superb Mixed Poppies

There are a number of flower seeds of which should be sown in the fall for best results, as the length of time to hot weather from spring sowings is too short to allow for best development. To this class belong Pansy, Violets and Daisies. Other varieties, such as Sweet Peas, need an early start, especially in Florida and Gulf Coast section, October to December sowings being best. In the lower half of Florida and extreme Southwest Texas, such kinds as Dianthus or Pinks, Marigold, Nasturtiums, Petunias, Popples, Verbenas, can be sown almost any time during the fall months, adding brightness to home surroundings during the winter months.

Hastings' Superb Mixed Pansies To have extra large size flowers seed of pansy should be sown in October, in all parts of the South. In Florida plants can be left out in the open all winter; in the Central South they should be protected during the severe weather of January and February. Our mixture well deserves the name of "Superb," being made up from the best of large flowering strains of the French and German pansy specialists; Giant Trimardeau, Odier, Cassier, Bugnot, Large Parisian Stained, Masterpiece, and many others of the highest type. Flowers from this mixture are frequently larger than a silver dollar. Pkt., 25c; 3 for 50c; 7 for \$1.00.

Large Flowering English "Face" Pansies Our mixture of the best English varieties of "Face" Pansies. Pkt., 15c; 3 pkt., 35c.

French Mixed Pansy A fine mixture of best French varieties. Very satisfactory for fall plantings in Florida and along the Gulf. Pkt., 10c; 3 pkts., 25c.

Sweet Violets Favorites everywhere in the South, blooming in late fall, winter and spring. Ours is the true sweet scented. Can supply either blue or white or both mixed. Pkt., 10c.

Double English Daisy (Bellis Perennis) The true English Daisy, perfectly hardy and suited to cool, rather moist locations. Blooms in earliest spring and late fall. Sow seed early in boxes or shallow drills, then transplant to permanent location. Treat the same as violets. They can be flowered through the winter if placed in boxes in pits or planted out in cold frames; Flowers very double. Plants spread rapidly in rich soil. **Finest Mixed. Pkt., 10c.**



Sweet Peas

Dianthus or Pinks One of the earliest grown flowers in all of the South. Planted during the early fall months they get a start that puts them in bloom early in the spring.

Hastings' Superb Mixed Dianthus

A splendid mixture of all the best double and single Japanese and Chinese varieties. A splendid range of color and form that will please you. Packet, 10 cents; 3 packets, 25 cents.

Nasturtiums When this catalogue reaches you the Nasturtiums from the spring planted seed will be pretty well "played out." Nasturtium seed planted during August and September in all the Lower South will give an abundance of bloom until frost.

Nasturtium---Dwarf Mixed

Our splendid collection of the best varieties of Nasturtium from our German growers. Pkt., 5c., oz., 15c.

Nasturtium---Tall Mixed Carries the same splendid range of color that our Dwarf Mixed does. Fine for training up on porches or for porch or window boxes. Pkt., 5c.; oz., 15c.

Petunias Suitable for fall planting in Florida only, unless you are able to protect from frost during the winter further north.

Petunias---Finest Mixed These are solid colors without the stripings and variegations. Packet, 5 cents.

Petunias---Striped and Blotched.—The finest strain of single petunias. Flowers beautifully striped and blotched. Packet, 5 cents.

Verbenas From fall planting seed these will live through the winter with slight protection in Florida and along the Gulf, and bloom freely during the spring months. You will be pleased.

Verbena---Mammoth Mixed.—The largest strain of Verbena known. Individual florets, almost as large as phlox, and in the finest shades of color well mixed. Packet, 15 cents.

Verbena---Best Mixed Hybrids.—Our extra fine strain containing all the best colors and in entirely distinct clear shades. Fine. Packet, 10 cents.

Marigold---Large African For Florida fall sowing only. Large flowers in different shades of yellow. Packet, 5 cents.

Hastings' Open Ground Grown Roses

To meet the demand for strong, two-year-old open ground roses, we have grown each year several thousand of the plants here in the clay soil of Georgia, a soil that brings roses to a perfection found nowhere else in this country.

We haven't a word to say against the small pot-grown roses which are planted each spring. We sell tens of thousands of them ourselves; and some of the finest rose collections in the South have been grown from small pot-grown plants. There are, however, a great many people who want quick results. These open-ground roses are just what they need. Planted out in November and December, they begin to bloom in earliest rose-blooming weather, and furnish an abundance of bloom the first summer. None of the petting and nursing necessary to bring up a small rose to the satisfactory blooming stage. Our open ground roses have got the strength and vigor and growth necessary to give you all the large size bloom the first season. You save from a year and a half to two years in getting satisfactory flowers by planting out these open-ground grown plants.

We will ship none of these large plants before November 1. We want them thoroughly dormant before shipping, so that they will carry in the very best of condition and be sure to live.

Prices These plants are too large to send by mail and are for express only. Price, purchaser's selection of varieties, 25 cents each; \$2.50 per dozen; \$18.00 per 100. These prices do not include prepayment of express charges. Send in your order any time during summer or fall. Same will be booked and shipped on or about November 1.

Kaiserin Augusta Victoria One of the finest, large, double white roses. Elegant buds and very large, full, double flowers. Color, creamy white, and very fragrant. Plants extra strong, healthy growers; free bloomers. A most satisfactory white rose for all purposes.

Mme. Jenny Gillemot Buds extra long and pointed; opens light canary color, shading to darker yellow. Flowers large with enormous petals. A fine upright grower of free branching habit; one of the most satisfactory of recent introductions.

Freiherr von Marschall One of the best because of its freedom of flowering and long blooming season. Buds long and well shaped; open flowers full and double, showing an unusually rich, deep carmine color.



White Rose Kaiserin Augusta Victoria

The Queen

A pure white Tea rose. A very free bloomer and vigorous grower.

Gruss an Teplitz A superb bedding rose. In color it is bright scarlet, shading to deep velvety crimson. A constant bloomer and a few plants make a perfect blaze of color.

Helen Gould Head and shoulders above all other red roses in vigor, freedom of bloom and beauty in the South. Among florists this rose is frequently called "Red Kaiserin." Does equally well on both red clay and sandy soils of the South. It's simply one of those red roses that you cannot afford to be without.

Meteor A velvety red ever-blooming rose of deepest glowing crimson. Has healthy, bright foliage of deepest green.

Cornelia Cook An old variety, but always a favorite, with its vigorous growth and beautiful, long-pointed, pure white buds.

Madame de Watteville Entirely distinct; color, salmon white; bordered and edged with bright rose. On account of its peculiar coloring is also known as the Tulip Rose.

Yellow Cochet Color, sulphur yellow, changing to rose shade as the flower gets older. Blooms very large, perfectly double, splendid form. A free bloomer, ranking with White and Pink Cochet in value.

Dean Hole New, ever-blooming rose, with exceptionally long buds, opening into a mammoth flower of splendid substance. Coloring, intense salmon pink.


Mrs. Robert Garrett Bright, clear pink; free bloomer and strong grower; enormous buds and flowers, almost as large as those of American Beauty.

Alliance Franco-Russe Deep, rich, lemon yellow, with creamy yellow center, with tints of sulphur. Strong, healthy grower.

Duchess de Brabant Also known as Countess le Barthe, a magnificent rose for bedding or planting alone in the yard. We have seen splendid specimens of this variety as high as a man's head and 15 feet in circumference and literally loaded with hundreds of beautiful salmon pink flowers.



Madame Jenny Gillemot



White Maman Cochet, One of Our Favorites

Mrs. Benj. R. Cant Of full form and solid rosy, light red color; extra large, double, full and very fragrant. One of the most vigorous growing of all everblooming roses.

Bessie Brown One of the largest and totally distinct; color pure white, sometimes faintly flushed with pink. Petals are enormous and shell shaped.

Helen Gambier Very fragrant and penetrating. Deep orange yellow, shading to coppery yellow and then to almost a white on outside row of petals.

Devoniensis A magnificent pure white rose sometimes called "The Magnolia Rose of the South," because of its magnolia-like scent.

Madame Welche Flowers extra large, fine globular form and finely shaped buds. Color a beautiful shade of soft amber yellow deepening toward the centre to orange or coppery yellow.

Blumenschmidt The best pure citron yellow rose. A splendid bedding variety for the South. Fine shaded buds and flowers and one of the finest of recent introductions.

Pink La France If there is one variety that has done more to name the rose "The Queen of Flowers" it is the Pink La France. Large, full flowers, beautiful silvery pink color. Not excelled by roses of its class.

Triomphe de Pernet Pere Satisfactory red roses, well adapted to all parts of the South are scarce and this variety is one of the best. A vigorous grower, doing equally well in both sandy and clay soils. Color a magenta red changing to crimson. A free and constant bloomer.

Champion of the World A splendid, hardy, rosy pink variety, a very bright shade and deliciously fragrant. Best of all hardy pink roses.

Madame Caroline Kuster A favorite Tea rose in all parts of the South. Easy to grow and always in bloom. Beautiful light lemon color.

Mlle. Francisca Kruger A strong vigorous grower; one of the easiest to grow and you will get quick results in the way of size of bush and an abundance of large, deep, coppery yellow flowers.

Snowflak Most appropriately named; a bush of it in full bloom being a perfect mass of white. Not well suited for cut flowers but as a rose for yard or cemetery planting it has no equal.

Beauty of Stapleford Good grower and bloomer; a splendid rose with fine shaped buds and blooms of rosy, crimson color, shading to pink.

Perle des Jardins A famous yellow rose, delicate, sweet scented. Most of the cut roses sold by florists as Marechal Niel, are this variety. Has most perfect shaped flowers and its fragrance and delicate shade of yellow make it especially desirable.

Pink Maman Cochet This is our choice of all pink roses. For vigor of growth, long life, freedom of bloom and large size of buds and flowers, it has no equal. A hardy rose in all parts of the South; profuse and constant bloomer. Our illustration shows the extra large size globular shape of the flowers, which stay in perfect condition for days after being cut. Color clear pink.

White Maman Cochet Identical in every respect with the Pink Cochet except in color which is a pure white. Has a most delicate tea scent. On some of the older bushes in our grounds we have frequently seen buds as large as tea cups. One of the most satisfactory white, everblooming roses on our list.

Bridesmaid One of the grandest pink roses ever introduced. A vigorous grower anywhere in the South and a free bloomer from beginning to end of the season. Very full, double flowers of clear, pink color.

Safrano An old favorite and always good; easy to grow and one of the freest bloomers. Its long pointed saffron colored buds always please.

Bon Silene A very old favorite but one of the sweetest and most beautifully formed buds of bright carmine rose color.

Madame Jos. Schwartz Vigorous-growing, free-flowering, ever-blooming rose. In color a light salmon, changing to creamy white.

Princess Sagan A distinct strong-growing Tea rose with small, closely set, dark foliage, medium-sized flowers of bright scarlet, velvety texture. A splendid bedding rose.

Burbank Peculiarly a rose for outdoor bedding in the South. Originated by Luther Burbank of California and in color it is a rich cherry crimson.

Madame Schwaller Very fragrant and free bloomer; color a bright rosy flesh, paler at the base of petals, deepening in color on the edges.

Catherine Mermet A standard clear pink, strong-growing, everblooming rose, well adapted to all parts of the South and especially to Florida and the Gulf Coast sections.

Etoile de France The gold medal red rose of France; large, and borne on long, stiff stems. Color of clearest crimson red; very fragrant and keeps well after being cut. Vigorous grower, free bloomer, finest of coloring and a thoroughly satisfactory rose.


Souv. de Pierre Notting A strong growing and continuous blooming Tea rose. Flowers beautiful shade of yellow, slightly flushed with light peach pink.

Hermosa An old favorite; almost always in bloom and always beautiful. Flowers are cupped, finely formed and full. In color a soft but deep pink.

Antoine Rivoire A strong, healthy grower always in bloom. Flowers exquisite in form, large, double and fragrant. In color rosy flesh with yellow ground, shaded with border of carmine.

Lady Battersea Splendid rose of the Kaiserin class, adapted to all parts of the South. In color a most beautiful cherry crimson, slightly tinged with deep orange. Has extra large, full, pointed buds. This will please you.

Etoile de Lyon The only perfectly hardy, ever-blooming, yellow rose. In size and shape the flower much resembles the Perle des Jardins but is a much stronger grower, somewhat more double and deeper shade of golden yellow.



New Rose, Etoile de France

Helen Good The price paid for the original plant of this variety was \$1,000.00. It is a Cochet rose in every respect as to the vigor of growth and freedom of bloom. Color a delicate yellow suffused with light pink.

Wellesley Flowers extra large and full. A splendid rose of bright, clear rose pink coloring; reverse of petals being silver rose. A very vigorous grower.

Aurora Coloring clear bright pink, full and double to the center. One of the most fragrant varieties.

Madame Melanie Soupert Strong symmetrical bushes with heavy, dark foliage. Large globular flowers, borne on stiff, erect stems. Form is distinct and elegant and the flowers of golden yellow suffused with shades of pink are deliciously fragrant. Very hardy and thrifty growing variety.

Perle Von Godesburg A splendid rose of the Kaiserin class, well adapted to the entire South. A strong grower and constant bloomer. Identical with Kaiserin Augusta Victoria, except in color which is pure white with a yellow centre.

Rhea Reid A New Red Rose with extra large and double velvety red flowers. A vigorous grower and a constant bloomer in the South.

Laurent Carle A splendid rose, producing large, perfect flowers throughout the season. Is of brilliant carmine color, delicately scented.

Mrs. David Jardine Blooms are of large, perfect form, very highly perfumed; coloring delightful shade of bright rosy pink, shading on outer petals to salmon pink.

William Shean Strong grower throwing up long, stiff shoots, crowned with large pointed flowers of Killarney pink. Fine form, free and continuous bloomer.

General McArthur Color a brilliant scarlet. Flowers of good size, very double; ever-blooming and fragrant. Coloring a remarkable shade of rich golden amber, tinged and shaded with dark, ruddy copper; an intensely beautiful variety.

Madame Second Weber A splendid new rose of rosy salmon or flesh pink color. Bud is long and pointed, opening into enormous blooms which deepen in color until it closely resembles American Beauty.

Olivia An ideal red bedding rose. Coloring a deep rosy red, resembling Helen Gould in both form and color.

Killarney Best new brilliant pink rose of recent years. Perfect, hardy, and free producer of magnificent brilliant pink flowers.

President Taft No matter whether you like President Taft or not you will certainly be pleased with this splendid rose named after him. Without question the most remarkable of all pink roses. It has a shining, intense deep pink color possessed by no other rose. A fine grower, free bloomer, good size and form and very fragrant.

My Maryland Large, full double flowers of a pleasing shade of salmon pink. Distinct and beautiful.

Andre Gamon A free bloomer with long, finely shaped buds; flowers full and globular. Color deep rose and carmine.

Molly Sharman Crawford Creamy white when first opening, becoming purer white as the flowers expand. One of the very best of white roses.

Madame Caroline Testout A rose of the LaFrance type but clear pink color and a very free bloomer. This variety is a great favorite in all parts of the South where it is known.

Senateur Mascaraud Color amber yellow with golden centre; when fully expanded a light sulphur yellow. Very free flowering; a splendid garden rose for all parts of the South.

Friedrichruhe A German rose of deep, blood-red color, flowering very freely and continuously. This is a pure tea rose and will be found a satisfactory grower in the South.

Mrs. Aaron Ward New coppery orange in the open bud; golden orange when partly developed, pinkish fawn when fully opened and it looks like a full fluffy, silk rosette.

William Notting Flowers very large and full; color a bright rosy cerise with center of deeper shade. Very sweetly perfumed. A splendid bedding rose.

Lady Hillingdon New. Has long, slender pointed buds of deep apricot yellow; very free flowering and a good grower.

Johannes Wesselhoff Style of growth similar to Kaiserin. A persistent and continuous bloomer with flowers of clear, lustrous yellow. True tea fragrance.

When the last word has been said for all other Flowers, and they are all beautiful and have their place in our gardens, yet in the end we always turn to the Rose, the one flower we can never have too many of.



HELEN GOULD

CLIMBING PILLAR OR PORCH ROSES

All before this are bush roses. The climbers have a distinct place to fill, shielding our porches from hot summer sun and making masses of foliage and color pleasing to the eye.

Climbing Paul Neyron In Climbing Paul Neyron we have the largest size, coupled with its bright, fresh, pink color, that no other rose excels. One of the freest blooming of all the climbers.

Mamie Strong grower with buds and flowers of most perfect shape and form. Color is a delicate fawn with a pink centre. One of the most beautiful of all the climbing roses.

Gainesborough A climbing pillar rose, with flowers resembling the large, fine, white, fluffy peony. Coloring of flower is white, delicately tinted with fawn to most beautiful rose.

Reine Marie Henrietta A favorite porch or pillar rose. Not as free a bloomer as some but the beauty of its large, double, cherry-red flowers more than make up in quality what it lacks in quantity.

Climbing Devoniensis A beautiful climbing pillar or porch rose with large creamy white flowers, with delicate, magnolia-like scent.

Climbing Kaiserin Augusta Victoria

A splendid growing climbing rose, with fine, large white buds, identical with Kaiserin Augusta Victoria except for its climbing form.

W. A. Richardson Splendid climbing rose for pillars or porches with beautiful orange yellow flowers with centers of coppery yellow, faintly tinted with rose.

VEILCHENBLAU---THE BLUE ROSE

For scores of years the world looked for a blue rose and it is now here. A climbing rose of the Rambler class, but entirely free from mildew and insect attacks. This rose is now the sensation of the flower world. In coloring it is a shade of violet blue.

Tausendschon or Thousand Beauties

A sensational new climbing rose, producing on the same bush so many different colored flowers that it is impossible to describe the variations, hence the very fitting name which, translated, means A Thousand Beauties. Flowers appear in clusters of 10 to 15 of good size and double. Colors run from tender rose of the intermediate shades of bright rose and carmine, with white, yellow and other tints showing. A strong grower, fine foliage and free from mildew.

HYBRID PERPETUAL or Hardy Roses

Of this splendid class of roses we can supply a few of the best, ones well adapted to the South.

BLACK PRINCE.—Rich, brilliant dark crimson.

MARSHALL P. WILDER.—Color bright cherry-red changing to crimson.

EUGENE FURST.—Profuse bloomer, deep red shaded with crimson.

GEN. JACQUEMINOT.—Has a world-wide reputation. Brilliant scarlet crimson color.

BOULE DE NIEGE.—(Ball of Snow). Pure white slightly flushed with rose.

Dutch and French Bulbs For Fall Planting



Roman Hyacinths



Chinese Sacred Lily

Do you want flowers in your home during the winter? Do you want beautiful flowers in the open ground long before roses and the other flowers come? If so, plant bulbs this fall.

Dutch Hyacinths The Dutch Hyacinths are very popular and in early spring a bed of them present a showy and beautiful sight long before other flowers appear. For pot culture (single bulbs in a four or five inch pot) they are superb and last for two or three weeks. You will make no mistake, if you are a lover of flowers, in planting a few Dutch Hyacinths this fall.

Single Dutch Hyacinths First size bulbs, purchaser's selection of colors, Pure White, Rose Pink, Light Blue, Dark Blue, Dark Red and Yellow. Price postpaid. Each 6 cents; dozen, 60 cents.

Double Dutch Hyacinths First size bulbs, purchaser's selection of colors, Pure White, Rose Pink, Light Blue, Dark Blue, Dark Red and Yellow. Price, postpaid. Each 7 cents; 65 cents dozen.

NARCISSUS GRANDIFLORA Also known as Paper White Narcissus. One of the most popular and easiest grown of all bulbous plants. Good for either open ground planting, for pot culture during winter in the house or can be grown in water like Chinese Lilies as shown in the illustration at the bottom of this page.

Our bulbs are of largest size, imported direct from the South of France. Price, 5 cents each; ½ dozen, 25 cents; dozen, 45 cents; postpaid. Not prepaid by express, \$1.65 per 100.

WHITE ROMAN HYACINTHS Very popular owing to their delicacy and fragrance. Easily grown indoors in pots or planted in the open ground. Bulbs of largest size, strong and healthy. By mail, postpaid, 5 cents each; 50 cents dozen. By express not prepaid, \$3.50 per 100.

SINGLE AND DOUBLE TULIPS

For the northern half of Georgia, Alabama, Louisiana, Mississippi, Texas, all of Oklahoma and Arkansas and the higher lands of the Carolinas, tulips will be found very desirable. In the southern half of the States named, also Florida, they are seldom found satisfactory.

Tulips make the most brilliant and gorgeous display on the lawn of any of the spring flowering bulbs. Nothing will attract greater attention than beds of these in full bloom.

Single Cardinal's Hat—Fine bright red, single, 3 cents each; 25 cents per dozen; \$1.50 per 100. If by mail, postpaid, 4 cents each; 30 cents per dozen; \$1.75 per 100.

Chrysolora—Large, pure yellow, single; 3 cents each; 25 cents per dozen; \$1.50 per 100. If by mail, postpaid, 4 cents each; 30 cents per dozen; \$2.00 per 100.

L'Immaculee—Large, pure white, single, 3 cents each; 20 cents per dozen; \$1.25 per 100. If by mail, postpaid, 4 cents each; 25 cents per dozen; \$1.50 per 100.

Duchess of Parma—Large, orange red, single, 3 cents each, 20 cents per dozen; \$1.25 per 100. If by mail, postpaid, 4 cents each; 25 cents per dozen; \$1.50 per 100.

Cottage Maid—Beautiful rose, shaded with white, a very attractive variety, 3 cents each; 20 cents per dozen; \$1.25 per 100. If by mail, postpaid, 4 cents each; 25 cents per dozen; \$1.50 per 100.

Mixed Single—All shades and colors of single tulips. This will make a gorgeous display of bright colors; 20 cents per dozen; \$1.00 per 100. If by mail, postpaid, 25 cents per dozen; \$1.25 per 100.

Double Duke of York—Very double; carmine rose; edged broadly with white, suffused rose, showy and extra fine; 3 cents each; 20 cents per dozen; \$1.25 per 100. If by mail, postpaid, 4 cents each; 25 cents per dozen; \$1.50 per 100.

La Candeur—Large, double, pure white. Fine for cemetery bedding; 3 cents each; 25 cents per dozen; \$1.50 per 100. If by mail, postpaid, 4 cents each; 30 cents per dozen; \$1.75 per 100.

Gloria Solis—A grand double tulip; deep crimson, with broad golden yellow margin; very large and showy; 3 cents each; 25 cents per dozen; \$1.50 per 100. If by mail postpaid, 4 cents each; 30 cents per dozen; \$1.75 per 100.

Freesias Extra large sized bulbs 20 cents per dozen, postpaid; mammoth size 30 cents per dozen.

Chinese Sacred Lilies

A member of the Narcissus family, imported from China. It is a sacred lily among the Chinese, who have a very pretty fable concerning its origin.

The bulbs should be placed three to six in a shallow dish, partially filled with pebbles or small stones as shown in the illustration at bottom of this page. Bulbs should be placed in an upright position, partially supported by the stones. The water should not more than half cover the bulbs. Water should be changed every two days as they do not do so well in stagnant water. The bulbs will also thrive if planted in pots of earth and watered liberally. Under proper conditions the blossoms are produced abundantly, but care must be taken not to keep the bulbs in an overheated room. A cool sunny window suits them best, and the curious oriental appearance of the bulbs, their peculiar but vigorous habits of growth, and the ease with which they are grown, make this beautiful Narcissus one of the most desirable of bulbs for window culture. Ten cents each; \$1.00 per dozen. By mail, postpaid, 13 cents each; \$1.35 per dozen. Original Chinese basket containing 30 bulbs by express, not prepaid, \$2.40.

OATS, RYE, WHEAT, VETCH,

Barley, the various Clovers and Grasses are all money-saving crops, which should be planted in the fall by every farmer in the South.

What does it profit a man to grow a fine crop of 12 to 15-cent cotton, when to do it he has to impoverish his land as well as spend all or nearly all his cotton dollars for grain, hay and fertilizer?

During the year 1910 the State of Georgia alone imported from other States over eighty-nine million bushels of oats, valued at \$39,336,000.00; also hay to the value of \$23,680,000.00—a total of over sixty-three million dollars. In plain language this means that Georgia alone spends about two-fifths of the value of its cotton crop for oats and hay. What is true of Georgia is true in greater or less degree of the other States of the South. We are growing one cash crop (cotton) for the sake of spending the money for grain and hay crops that we can grow to advantage on our own farms at less than half what we now pay for them. This is an enormous drain on the South as a whole.

Let's look this matter square in the face. It's a fact that the farmer in the South who grows enough grain and hay to see him through the year, is the exception. The farmer who has grain and hay enough to see him through and a surplus to sell in town is almost unknown.

We sweat and toil all through the long summers to grow cotton. We grow it and sell it for a good price. But—where does our cotton money go? Largely to States like Illinois, Iowa, Indiana, for grain, hay and meat, yet with good seed of good varieties, intelligent cultivation and fertilizing Georgia and other cotton States need ask no odds of those States farther north in grain and hay production. The time to begin stopping this financial drain is now. Begin by planting grain crops this fall.

LET US FIGURE ON YOUR WANTS

In addition to sending you seeds that will increase the profits of your farms, we can often save you money in the cost price, as these farm, clover and grass seeds change price frequently.

This sheet, which is known as our "Special Quotation Sheet" has a distinct place in our system of business and a great many thousands of our customers make use of it every year. This sheet is more largely for your benefit than ours, and we want you to use it this season. It is for the use of truck gardeners buying vegetable seeds in large quantities and for the buyer of farm seeds who wants to know exactly what those seeds will cost delivered at his station.

There are three things you actually want to know in seed buying. First, and most important is that the seed quality is right; second, what the cost of the seed is in Atlanta; third, just what the freight or express charges will be to your station. If seed comes from Hastings', you know the quality is right. On the other two points it is very easy. All you have to do is to write down the name and quantity of the kinds you want on the other side of this sheet, tear it out and mail to us. We will quote you the best price we can make you, estimate the weight, figure out the freight or express charges and send it back to you by return mail. You will then know exactly what the seed will cost you delivered at your station.

H. G. Hastings & Co. is the only seed firm in this country that maintains a

Special Express and Freight Rate Department

This special department is maintained entirely for your benefit. It is the business of this department to figure out correct freight and express rates for your benefit, and if you order seed from us after a rate has been made, this department stands right behind those rates and makes the railroad or express company refund to you any overcharge if they should attempt to overcharge you. Do you know of any other seed firm that stands back of their customers in this way? We believe that every seed buyer ought to know exactly what seed is going to cost him delivered. We want to do business with every one on a satisfactory basis and we know of no better way than to quote you none but the very highest quality of seed and then tell you what it's going to cost you from Atlanta to your station. We believe it to be good business policy to co-operate with you in every way; first, by producing for you the highest grade of seed; second, selling it to you at a fair price; third, protecting you from overcharges, made either intentionally or by mistake by the transportation companies.

You may find some of these articles priced lower by other houses than in our catalogue. We want you to remember one thing, and that is that there is no set standard of seed quality in the world, and if you are offered a low price you can be sure that the quality is as low as the price, and low quality seeds never made any man a good crop.

Do Not Use This for Family Garden Lists

Please notice that this sheet is not to be used for asking special quotations on family garden orders, such as seeds in packets or ounces, pints or quarts, or special collections. Prices on packets and ounces, etc., are distinctly stated (these prices including postage paid by us) in the catalogue, together with special premium offers of extra seed. With this offer standing open to every seed buyer, we can not and will not make "Special Quotations" on family garden lists.

One last word: Make up your list and send it to us so that we can make you a delivered price. Asking for a quotation puts you under no obligation to buy unless you want to. We have just the right seed and we believe that Hastings' Seeds on your farm will pay both you and us, and this quotation sheet will help us to get together. Use it now.

OUR STRAWBERRIES

One thing especially needed in the home-gardens of the South, but which is now generally absent, is an abundant supply of small fruits, especially Strawberries of the best varieties.

A noted preacher once said that "the Lord might have made a better berry than the Strawberry, but he never did," and we agree with him. This fruit is easily grown almost anywhere in the South, is a heavy producer and the most delicious of all small fruits.

Have you plenty of good varieties of Strawberries in your garden? If not, why not? Don't you think this fall a splendid time to set out a bed of them for family use?

In the past it has been difficult for those who only wanted a few hundred plants to get them. Most Strawberry plant growers are always looking out for the big trade in plants—where plants are bought in lots of from ten thousand to one hundred thousand plants.

While we have no objection to selling large lots, we are prepared for and want these small garden plant orders. We are doing our best to make it easy for those who only want small beds for home use to get the number of plants they want and need, and we believe our customers will appreciate this opportunity for buying in small quantities.

Best Varieties for the South's Gardens

Out of all the hundreds of varieties of Strawberries grown in this country there are four varieties that are specially adapted to general southern conditions; varieties that come in early, medium and late; varieties that are healthy, vigorous growers; varieties that make large crops of berries; varieties that will please any and every one in the South who likes this most delicious of all berries; berries that are sort of the first-of-the-season fruit, coming before dewberries, blackberries, early peaches, apples, etc.

There is a distinct place among all the fruits that the

Strawberry only can fill. If you have no Strawberry bed, including at least three of these four varieties, you are missing every year the choicest and most pleasing of all small fruits.

The four varieties we especially recommend are the **Excelsior Extra-Early**, **Lady Thompson**, **Klondyke**, and **Gandy**. Full descriptions of these are found below, and three of them, **Excelsior**, **Lady Thompson**, and **Gandy**, are illustrated in colors on the back of this Catalogue. These three varieties are included in our Home-Garden Collection offered below.

Plants will be ready and can be delivered any time after October 15. Orders will be accepted any time, but no plants will be shipped before October 15

Home-Garden Collection: 300 PLANTS, EXPRESS CHARGES PREPAID, \$1.75

For \$1.75 we will send 300 Strawberry plants, express charges prepaid to any point reached by the Southern Express Company. In this collection will be 100 plants of **Excelsior Extra-Early**, the best extra-early Strawberry; 100 **Lady Thompson**, one of the best medium-early, large-sized, sweet-flavored berries; 100 **Gandy**, which is of enormous size, finest quality, and stays in bearing late, long after other varieties are through.

This selection has been made after hundreds of varieties have been tested, and contains the best there is to be had in Strawberries to date.

300 plants prepaid to any Southern Express Company office for \$1.75. To any point reached by the Wells-Fargo, American or Pacific Express Company, these 300 plants, charges prepaid, for \$2

Our One-Dollar Collection: 150 Plants, Postpaid, \$1.00

Some don't want as many as 300 plants, others cannot be easily reached by express service. Our Dollar Strawberry Collection is just the thing for such people. Plants of exactly the same quality as in the Home-Garden Collection, the same varieties: 50 **Excelsior**, 50 **Lady Thompson**, 50 **Gandy**, postpaid to any post office for \$1.

With a choice of these two superb offers, hardly a person can afford to be without a Strawberry bed

Excelsior Extra-Early. See illustration in color on next page. An extra-early berry coming in some time before any of the other varieties are ready. A splendid heat and drought resister, and one of the most productive. Prices not prepaid, 100 for 50 cts.; 500 for \$2.00; 1,000 for \$3.25.

Lady Thompson. See illustration on next page. A strictly southern Strawberry; the most generally planted of all. Large-size berries of bright red color and very sweet flavor. Medium in maturity and one of the best yielding of all berries. Prices not prepaid, 100 for 50 cts.; 500 for \$2.00; 1,000 for \$3.25.

Klondyke. While not placed in our garden collection it is next in popularity to **Lady Thompson** for a mid-season berry. A splendid market sort, making a fine appearance. Large berries of blood-red color, and fine, sweet flavor. Prices not prepaid, 100 for 50 cts.; 500 for \$2.00; 1,000 for \$3.25.

Gandy. An extra-large late variety that will please you. In color bright red; smooth surface, of extra-large size and very sweet. Plants strong, healthy growers. An exceptionally superior late berry for the South, and can be recommended for the home-garden. Prices not prepaid, 100 for 50 cts.; 500 for \$2.00; 1,000 for \$3.25.

BE SURE TO PLANT STRAWBERRIES THIS FALL



H. G. HASTINGS & CO.

ATLANTA, GEORGIA

SEE THIRD COVER PAGE
FOR SPECIAL OFFER
ON STRAWBERRIES

