


HEATHERS 4



THE HEATHER SOCIETY

Registered charity No 261407

Affiliated societies

Nederlandse Heidevereniging 'Ercultura'
Gesellschaft der Heidefreunde
North American Heather Society
HERE: Heather Enthusiasts of the Redwood Empire
Vancouver Island Heather Society

President

Mr D. J. Small

Vice-Presidents

Mrs D. Everett
Mrs P. B. Lee

Mr A. Hall
Mr M. Abreu

Mrs A. Knight
Mr J. Schröder

COUNCIL 2006-2007

Chairman

Mr A. J. Stow

Honorary Secretary

Mrs J. Julian
Mr R. Canovan
Mr D. Edge
Mrs S. Kay
Dr B. E. Roberts

Honorary Treasurer

Mr P. L. Joyner
Mr A. R. Collins
Mr J. Fitz-Earle
Mr D. E. Millis
Mr B. Sellers

© The authors & The Heather Society

The Heather Society and the editors take no responsibility for the views expressed by authors in papers and notes published in *Heathers* (Yearbook of *The Heather Society*).

FRONT COVER: Linnaeus's sketch portraying the two Andromedae: the figure from Greek legend, and the bog rosemary (see p. 2). (© Manuscript & logo reproduced by courtesy of The Librarian & Archivist, The Linnean Society of London.)



Heathers 4

Yearbook of The Heather Society

2007

third series

Editor
DR E. CHARLES NELSON

ASSISTANT EDITOR
B. SELLERS

ISSN 0440-5757

The Heather Society
c/o Tippitiwitchet Cottage, Hall Road, Outwell, Wisbech, Cambridgeshire, PE14 8PE





FRONTISPIECE: *Erica* × *veitchii* 'Westbourne Grove' (a newly registered cultivar, see p. 70) with *E.* × *darleyensis* 'Jenny Porter' (foreground) and *E. erigena*. (© A. Hall.)

CARL LINNAEUS: A TERCENTENARY CELEBRATION

Carl Linnaeus was born 300 years ago, and many events celebrating his tercentenary will mark this year. The Heather Society is pleased to join the celebrations, and this yearbook contains a special series of short articles by members about their experiences with growing heathers in Sweden and Norway.

Everyone involved with plants surely knows of Linnaeus' significance, how he used two Latin words to create unique names for each species of plants and animal, the binomial system of nomenclature that still holds sway. He also devised a "sexual system" for classifying plants – in simple terms to count the number of stamens (male) and number of carpels (female) and using these numbers to arrange the genera into classes. Unlike binomials this has not survived the test of time.

Linnaeus' innovation in plant names did not ignore the work of former botanists and herbalists who had given names to plants. What he did was to simplify the names, to discard the long, complicated phrase-names that were, in effect, brief descriptions, and to retain just a generic name, to indicate which genus a plant belongs to, and a specific epithet which, like a Christian or forename, distinguishes each unique species from its congeners. Thus, *Erica cinerea* and *Erica carnea* belong to the genus *Erica* but they are distinct and separate species. Most of the names that Linnaeus devised paid some heed to previously published names. For example *Erica cinerea* employs the epithet *cinerea* (meaning grey, ash-coloured) because that has been part of the descriptive phrase-name used by, for example, the Swiss botanist Caspar Bauhin – "*humilis cortice cinericeo*", low-growing with ash-coloured bark. *Erica* also came from previous sources; Linnaeus did not coin that name anew, but sometimes he had to think up an entirely new name for a plant.

When he was 24 years old, Linnaeus obtained a small grant from the Swedish Royal Society to enable him to make a journey into northern parts, the land of the Lapps, to study the plants. During this journey on foot, horseback and by boat, covering more than 5,000 kilometres, and lasting five months, he kept a diary which has survived – it is one of the treasures of The Linnean Society of London, and it contains the story of *Andromeda*.

"I set out alone from the city of Uppsala on Friday 12 May 1732, at 11 o'clock, being at that time within half a day of 25 years of age," he wrote. It was Springtime and the flowers were coming into blossom. A few weeks later, early in June he reached Umeå where he rested for a few days before heading northwards again along the coast road. As Wilfred Blunt points out in his book *The complete naturalist*, "It sometimes happened that a particular

The drawing makes all this clear. On the left is *Andromæda* of legend (*ficta*), the mystical (*mystica*) woman, personified (*figurata*); on the right is *Andromæda* in reality (*vera*), depicted (*depicta*) from nature (*genuina*).


Linnaeus, it must be said, was not a brilliant artist, but if he was crouched down on a Swedish bog looking at the plant while he quickly drew that sketch illustrating his thoughts, we can overlook its crudeness. He does a better job with the plant than with the newt on the tussock below; his depiction of *Andromeda* hardly betokens a young girl with rosy cheeks, let alone a winsome goddess waiting for Perseus to rescue her from the “dragons”. Maybe he was aiming to show *Andromeda* as a bedraggled maiden who has been buffeted by waves and winds, terrified by the monster about to devour her?

Thus bog rosemary got its name, and it’s a story that has caught the imagination of writers including A. S. Byatt, who includes it in her novel *The biographer’s tale*.


In a lecture given at Uppsala in 1998, about Linnaeus as an ethnobotanist, Professor Paul Alan Cox made this comment: “I submit that any young man who looks at a small flower in a swamp and sees a voluptuous figure from Greek mythology should either return home immediately or decide to become a botanist.” Linnaeus did not return home immediately – his Lapland journey continued and he was to see other glorious plants. Around a month later, on 4 July he noticed another member of the heather family – and immediately he identified it with his new genus *Andromeda*. Not far from Hyttan (now called Kvikkjokk) in northwestern Sweden he

... met with an *Andromeda* with leaves like *Empetrum* The stem and foliage were exactly like that plant, but somewhat larger. The calyx rough, short, with five teeth. Corolla of one petal, blue, ovate, with five spreading notched segments at its orifice. Stamens ten, very short, with horned anthers. Pistil one, the length of the corolla, with a blunt pentagonal stigma.

This was what we now call *Phyllodoce caerulea* (blue mountain heath). *Phyllodoce* was a name given to it by the English plantsman Richard Anthony Salisbury and echoes Linnaeus’ *Andromeda* for *Phyllodoce* was one of the sea nymphs in Greek mythology. As for Linnaeus’s specific epithet *caerulea* signifying sky-blue ... that’s another story.



Erica manipuliflora 'Olivia Hall' in Lin and Phil Joyner's garden (see p. 32).



Linnaeus' Cape species of *Erica*

E. G. H. OLIVER

Department of Botany & Zoology, University of Stellenbosch, Private Bag X1, MATIELAND 7602, South Africa.

In this year celebrating the birth of the Swedish botanist, Carl Linnaeus, three hundred years ago we look back at someone who not only started the system of naming plants and animals, but in his very busy lifetime, gave 63 names to heaths and heathers. A major project, the Linnaean Plant Name Typification Project, with international funding through the Linnean Society of London has been in progress for the last 20 years to document all the material he saw and used, and to typify every species and genus name. This project has been based at The Natural History Museum in London under the leadership of Dr Charlie Jarvis and numerous botanists around the world have given input into the groups that they have been researching for years.

In the heathers this work has been divided between the species that Linnaeus described from Europe and those that he described from southern Africa. The species occurring in tropical Africa and Madagascar were not known to him. The European species were dealt with by Bob Ross in 1967 and then early on in the project by Charlie Jarvis and David McClintock (1990).

Several Cape species were probably known to European botanists from as early as the beginning of the 1600s, but these are difficult to tie down to any currently known species with any certainty. Some of the early, clearly identifiable records of Cape heaths in the literature were published by Jacob Breyne of Danzig in 1678 (Figure 1) and then several by Leonard Plukenet in London in 1694 and 1700 (Figure 2). Between 1753, when Linnaeus introduced his system of binomial nomenclature using just two names for a species – its genus and its species name – and his death in 1769, he had described 49 Cape species of *Erica*. He had also described 15 species of European heathers including *Erica vulgaris* (later to become *Calluna*). Of these names, 57 are still in use today. Of course in the beginning of the new nomenclatural system Linnaeus had huge numbers of plants (and animals) that he could name.



Figure 1. Linnaeus' *Erica cerinthoides* depicted by Jacob Breyne (1678) and now serving as the lectotype.



Figure 2. Linnaeus' *Erica plukenetii* depicted by Leonard Plukenet (1700).

Linnaeus was struck by the diversity of plant species coming to Europe from the Cape, so much so that he once commented that if he had to choose between Croesus and Ryk Tulbagh, the Dutch governor of the Cape at the time, he would definitely choose to be Tulbagh who lived in that "veritable storehouse of botanical riches".

All the material that Linnaeus saw or referred to when giving the species their names was basically dried material sent to rich, high-society collectors of natural history items. A few were seen in the extensive living collections of the banker, George Clifford, in Holland when Linnaeus, a young man just out of university in the 1730s, wrote the book cataloguing Clifford's living plants. Other species he named from the descriptions or the figures in books by older botanists who had no names for their plants, only descriptive phrases like (in Latin) "Erica, African, with long red tubes, hairy narrow leaves and exerted anthers".

In this Linnaean project it was necessary to track down all the material that had been seen by Linnaeus, whether a dried specimen in his own or in someone else's herbarium collections, or a reference, perhaps with a drawing, in a previously published book. This was real botanical detective work for the team. In some cases it was easy when referring to an old book

where a good description and drawing were available like those of Breynia and Plukenet, or when there was a good specimen in his own herbarium with the name written in his own hand. But here there was a snag. The team had to check the age of his handwriting to be sure that he wrote the name on the sheet before it was published in one of his many works. Sometimes Linnaeus named a species from a small scrap and then when a much better specimen came to him he either gave the original away or destroyed it in favour of the new one. It was therefore no use having a type specimen after the naming deed was done so to speak.

In the case of *Erica plukenetii* there was a good, recognizable drawing (Figure 2) which matched fairly well the pressed specimen from which it was drawn, but alas Linnaeus did not see that specimen so the drawing has to be the type of the name – an easy case. Breynia's depiction of *E. cerinthoides* (Figure 1) is likewise very good and easily recognizable as the species we know under that name today. He had used the extended name *Erica Coris folio hispido*, *Cerinthoides Africana* (*Erica* with stiffly hairy leaves like *Coris*, looking like *Cerintho*, African) and Linnaeus took up his *cerinthoides* (= looking like the genus *Cerintho*) for the binomial.

Some of the drawings and references, even those in his own works, are however poor and vague and could be any one of dozens of species. In some cases there was a tiny sketch of a single flower like those on the plate at the end of his dissertation on *Erica* of 1770 (Figure 3, p. 8). Here one needs to know the species very well to be able to tie the drawing and the few adjectives in the text to a currently known species.

In some cases, where Linnaeus was citing a drawing taken from an early botanical or natural history treatise, the problem becomes worse. The drawings, sometimes coloured, look nice, but on close examination they depict plants which may not even be *Erica* species (see below).

In some cases there was a rather serious problem – the material or drawing that Linnaeus used on which to base the name of his species turned out to be something other than what we now know under that name. Good examples of these among three very common and well known Cape species are *Erica imbricata* in which Linnaeus' very good specimen is actually *E. lasciva* of Salisbury (1802); the drawing of *E. corifolia* he quoted from Seba's *Thesaurus* (1734) is not the current *E. corifolia* and can not be determined as any known species with any certainty; *E. calycina* (also from Seba; see Figure 4, p. 9) is definitely not our current *E. calycina* but perhaps *E. dianthifolia* of Salisbury (1802), but then the flowers are depicted as single and terminal on main branches which situation never occurs in *Erica*. Under the international

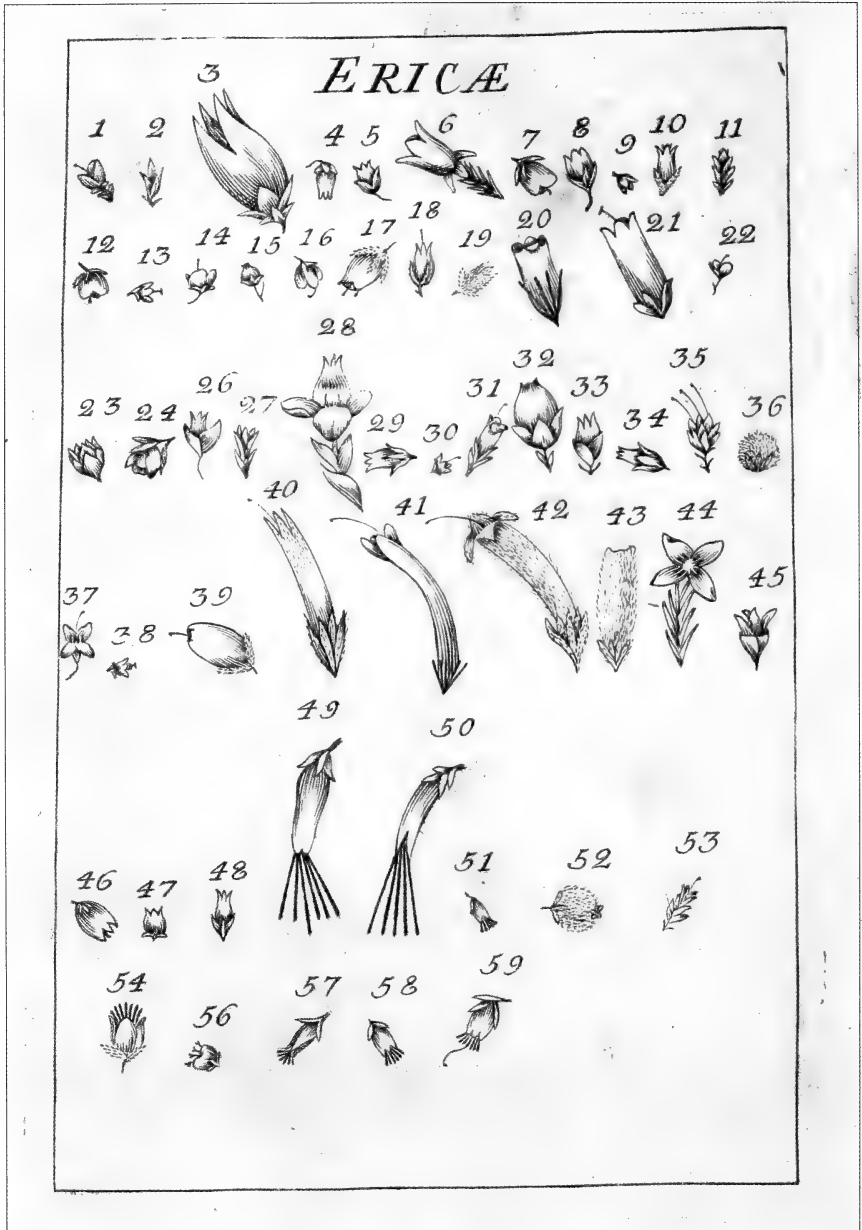


Figure 3. Drawings of *Erica* flowers from Linnaeus' dissertation on the genus, *De Erica* (1770). (Courtesy of Hunt Institute for Botanical Documentation, Carnegie Mellon University, Pittsburgh, Pennsylvania, USA.)



Figure 4. Illustration from Seba (1734) cited by Linnaeus as being his *Erica calycina*.



Figure 5. Part of the large plate from Seba (1734) of various species of snakes with *Erica cerinthoides* embedded among them.




Figure 6. Illustration from Seba (1734) cited by Linnaeus as his *Erica abietina* and now serving as the lectotype of the name.

rules of botanical nomenclature this meant the rejection of these names for our presently known species and the selection of another name for them. This would have caused a lot of confusion and consternation in the Cape. Fortunately there is a neat loophole that the rules give one. An application with full argumentation can be submitted to the International Nomenclatural Committee to reject the type specimen and have the names retained to reflect their current usage selecting a new type specimen to substantiate it. This was done in the above three cases and fortunately accepted by the Committee.

Some names were found to have several specimens in existence that were cited by Linnaeus and therefore one of them had to be selected as the lectotype for the name. Other names had no original material seen by Linnaeus and in these cases a new type (neotype) had to be selected.



Figure 7. Close-up of the illustration from Seba (1734) cited by Linnaeus as being his *Erica spumosa*.

Many of the early natural history books were liberally endowed with all sorts of extraordinary paintings and sketches. Some from Seba's great *Thesaurus* (1734) were accurate like his *Erica cerinthoides*, oddly mixed up with an array of snakes (Figure 5, p. 9), and the type of *E. abietina* (Figure 6, p. 9), while for others the artist's depiction of the plant leaves a lot to be desired (Figure 7). This latter figure was cited by Linnaeus to be his *E. spumosa* but is this really a heather?

ACKNOWLEDGEMENTS

I acknowledge help from my co-workers in this project, Dr Charlie Jarvis and Dr Steve Cafferty of the Linnaean Typification Project, and thank The Natural History Museum, London, for copies of relevant old literature.

SCANDINAVIAN HEATHER GARDENS: A MEMBERS' MISCELLANY

Because of a heather show

MARGARETA DAHLIN

Broddetorpsågen 22, S-532 73 VARNHEM, Sweden.

In August 1991 my husband Claes and I were standing in our garden with two newly bought heather plants: *Calluna vulgaris* 'Lemon Gem' and 'Terrick's Orange'. We were just back from an annual meeting of our garden society where Brita Johansson had arranged a heather show and, as participants, we had got a chance to buy some of the show plants. We were totally overcome with the heather, but how would we get it to thrive in our hard, limey soil?

In Spring 1992 we got on with it. A carpet of heather, with at least three or five plants of the same varieties, was the dream. We started by laying a perforated plastic sheet on the ground, and over that a mixture of grit, peat and compost, 30cm deep, for planting.

It was not easy to find heathers in ordinary plant-nurseries in Sweden at this time; nowadays it is easier but they are often unlabelled or named "höstljung" (Autumn heather) or "knoppljung" (bud-flowering heather), and the plants are very large, old and pot-bound and consequently impossible to establish. To get properly named plants we had to visit a heather grower in the south of Sweden, followed by a visit from Brita. This gave us good material of *Calluna* and *Erica*. A very successful own-cutting propagation programme meant that soon we could plant up about 25 square metres.

Unfortunately, because of the climate, we cannot grow everything we want. *Calluna vulgaris* 'Kerstin', 'C. W. Nix', 'Alba Plena' and 'Atalanta', together with *Erica carnea* 'Vivellii', 'January Sun', and 'Challenger' were the first favourites. Nowadays the assortment has been increased. After the International Conference 2004 in Scotland when we visited Cherrybank Gardens, we got a kick from all the heathers and began planning another heather bed.

We live in a little village, Varnhem, situated nearly midway between the two largest lakes in Sweden. Our garden is 3,000 square metres but the planted area is only half that, about 1,500 square metres. All the plant beds are connected with each other, but are separated with small paths. Our garden contains trees, shrubs, perennials and nowadays also "home-made" conifers



Figure 1. Part of our first heather carpet with its colourful new growth in June.

which we produce by grafting, a skill we have learned from our inspirers, Brita and Carl-Erik Johansson.

Our most recent bed (2005) contains a mix of heathers, conifers and some other evergreens. We think that heathers with conifers are outstanding: they suit one another, all the year round. As the foliage of the heathers changes colour through the year, and as many of the conifers also have a brilliant Winter colour and exciting new shoots in late Spring and early Summer, the garden scene changes all the time. The late-Winter garden is an especially splendid experience: that's when the blossom of *Erica carnea* is an added bonus.

The other plants that we grow in the beds are *Rhododendron*, *Pieris*, *Dianthus*, *Phyllodoce*, *Cassiope*, *Penstemon* and so on – all with evergreen foliage to give us a nice Winter garden.

Naturally we wish we could grow more heather. We have *Daboecia cantabrica* 'Glamour': every winter it freezes down to the ground but survives and flowers every year but with only a few stems. *Erica cinerea* is just not hardy enough. *E. vagans* 'Birch Glow' has survived for two winters: as all good things come in threes, we hope we may enjoy it once again. Hardiness seems to increase if more sand and grit are mixed into the soil. And, as *Calluna vulgaris* thrives better in such a mix, we make efforts to improve the soil once



Figure 2. *Erica spiculifolia*, axljung.

in a while. It is a hard job to supply sand and grit but with stubbornness and will it is possible. A good lady-spade is an excellent help, if you get what I mean.

Erica spiculifolia (Figure 2) we think is very good and with hard-pruning it gives flowers in abundance in early Summer. In late Summer *Erica* × *williamsii* 'Cow-y-Jack' and 'Ken Wilson' are nice, flowery plants. *Erica tetralix* does well too. *Erica carnea* is excellent and grows well: our favourites are 'Nathalie', 'Isabel' and, of course, 'Margareta Dahlin', John Proudfoot's seedling which was given my name!

We have plenty of *Calluna vulgaris* to choose from. Besides plants of Swedish origin, we favour 'Robert Chapman', 'Sirsson', 'Reini', 'Mick Jamieson', 'Gold Mist' and 'Oxshott Common'. Unfortunately we sometimes have problems with the grey-foliaged plants due to Winter-wetness and cold weather.

Throughout the years I have seen that the amount of *Calluna* in the beds shrink as the *Erica carnea* expands. This happens because of my lack of time, or mismanagement. I think it is worth trying to separate them, and keep them in different beds. I will not give in because of their growing power.

We have also had some reverses. Three times we had to dig out a large number of plants, once because of shield lice, and twice because of the harsh

weather. Some years, in early Spring, we will have a long period of sunny and warm days with intensely cold nights when the ground is frozen. For *Calluna* this kind of weather is a problem. *Erica* seems to cope better with it. I think that the difference occurs because of the roots of *Erica* are not so deep-growing.

After 15 years, we have absolutely *not* regretted our choice of heathers.



Figure 3. *Linnaea borealis*.

Postscript

Apropos of the Linnaean jubilee in 2007 I have to admit that I'm not well informed about Carl von Linné although I daily apply his names for my garden plants. However I honour him by growing *Linnaea borealis* (Figure 3), the plant he loved above all others. He called it "*herba nostra*" (our herb). It was on his seal, and in his coat-of-arms.

It is a nice little creeping plant; the small flowers, on slender, 10cm-high stems, are delightful. It's not a common garden plant in Sweden but in the wild you find it in mossy, coniferous forests throughout the Nordic countries. I use it as groundcover in our woodland and below small rhododendrons as well. I don't know if it can be used among heathers; it needs light shade and a not-too-dry soil. I think I will try!

Learning geography in Sweden

JUDY WIKSTEN

Biskopsmålavägen 14, S-37010 BRÄKNE-HOBY, Blekinge, Sweden.
 [Winters: 135 E. Turgot Avenue, EDGEWATER, Florida 32132-2302, USA.]

It all started with the town of Ronneby's requirement that I get a new septic system here at the cottage, this close to the Baltic ... and then one thing led to another. But rather than bore you with the how and why of my Swedish heather garden, I will tell you what, at the astoundingly slow speed of a retired lady with a wheelbarrow, I have made over the past three summers.

First, and admittedly it takes a little imagination to see it on the ground, the garden is shaped exactly like southern Sweden, plus a slice of Norway. (It really just happened that way when the lawn got chewed up, leaving a scar approximately 5 meters wide, 11 meters long.) Second, the heaths and heathers growing in it are those of Scandinavian origin only. No fussy little Cornishfolk, no Irish yearning for a "soft" day, zero English stock and not even any sturdy highland Scots inhabit this little corner of the northland. The only heathers allowed have roots that are from Sweden, Norway, Denmark and – if I could *find* any cultivars from there – Finland.

Thanks to The Heather Society Registrar Charles Nelson and the Society's excellent computer database, I learned there are plenty of candidates for membership in this exclusive Scandinavian circle; thanks to the work of Swedish heather expert Brita Johansson, the number is growing. Of heathers with purely Swedish origin or historical connection, there are 31 *Calluna* and two *Erica tetralix*. Adding Danish and Norwegian connections the total comes to 44 named cultivars from Scandinavia, but only 21 are available commercially. In May 2006 my order of plants arrived via David and Anne Small, from their source in the Netherlands.

Here's a Swedish geography factoid for you: it is as far from where I live in the very south of Sweden to the northernmost border as it is from here to Rome. Check that in your atlas and you'll realize this is a big country, with only 9 million people in it so we have plenty of room.

I didn't have that much room proportionately in my garden, but fortunately its outline covers the southern third of Sweden where many of these heathers originated – from Skåne up to about Stockholm. The two sewer covers which I have painted blue conveniently represent Sweden's great lakes, skinny Vättern and big Vänern.

If you still have the atlas out, come and take an imaginary walk with me through my new heather garden, while we learn some Swedish geography.



Down on the south coast there's *Calluna vulgaris* 'Skone' and 'Sandhammaren' just where the Baltic Sea begins. Now we step into the legendary forests of Småland (one dwarf conifer) where the lovely double pink 'Gunilla Ugglä'¹ lives next door to the redhead 'Amla' and a delightful vagabond 'Röding,' literally "red thing". I have left Blekinge province deliberately empty, a temporary rock repository on the lower right-hand side of the garden, for possible Wiksten introductions in the future!

The not-quite-seven dwarfs, 'Grönsinka'², 'Öxabäck', 'Miniöxabäck', 'Hebbe' and 'Golden Kry', live just south of the first great lake in the area around the city of Borås. Here also lives 'Matita', a lovely *Calluna* unfortunately just clinging to life on account of her severe sunburn earlier this summer. Three plants with pale green, exceptionally ferny foliage were damaged upon arrival but managed to bloom; now the foliage is turning bronze on two of them, but is looking pretty dead on the third. If they live, I think they will be unusually lovely.

Now we arrive at Lake Vänern (so big that, when on a boat in the middle of it, you cannot see land) whose shores are positively crowded with wonderful introductions by Brita Johansson of Vargön.³ Here live old favorites such as *Erica tetralix* 'Swedish Yellow' and *Calluna vulgaris* 'Brita Elisabeth', 'Kerstin', 'Sesam', 'Peggy' and 'Sesse', plus new to me 'Gaia' with her striking red

flowers and ‘Saskia’, named for Rembrandt’s first wife. We are standing in Västergötland province, which has nothing to do with goats but has a very strong connection with western Goths, by the way. There is also a gigantic geological formation called Halleberg (pronounced not unlike Halle Berry, the beautiful black American actress) near Brita’s home, so this part of the garden has a little rock repository as well.

Now we’ve reached the northern end of the garden. I haven’t land enough, nor am I crazy enough, to build the rest of Scandinavia. However, there are more than 70 plants in this space and room for more. The Danes, for example, occupy a strip on the southwest coast and are scattered a bit inland – which is only appropriate as this part of Sweden belonged to Denmark for centuries. The Norwegians, unfortunately, are represented by only one *Calluna vulgaris* ‘Breivik’ and an *Erica carnea* ‘Dømmesmoen’ in an upper corner. I am horrified that the one and only named *E. cinerea* from Scandinavia, Eileen Petterssen’s introduction ‘Ogmund’ is commercially unavailable in Europe. Something has got to be done about that!

I hope you’ve enjoyed this stroll through southern Sweden one tenth as much as I enjoy living here in the land of Linnaeus. Summer visitors and heather friends are always welcome, especially if they bring me a heather from Finland to make this garden of Scandinavians complete.

Notes

¹ A woman’s name which translates to Gunilla Owl; isn’t that charming?

² A placename in the province of Dalarna, far to the north of this garden’s outline.

³ Translates to “the wolf island”, possibly the coolest address in Sweden!

© J. Wiksten

Our weekend heather garden

BENGT BERTSSON

Kaselyckan 10, S-45163 UDDEVALLA, Sweden.

My interest in heathers started quite accidentally when I saw workmen digging up some heather plants outside a building where I worked in Gothenburg. This was about 25 years ago. I brought the plants home and they survived. Later, on a business trip to England, I bought my first book about heathers, Brian and Valerie Proudley’s *Heathers in colour*, and I was hooked. Then came a long period when there just wasn’t enough time for gardening.



Figure 1. A small part of our heather garden in late Summer.

Our present heather garden is at our weekend house (we are now retired) on the northwest coast of Sweden about 50 kilometres from the Norwegian border. It is a curved lot facing south/southwest with some natural, exposed rock, wild junipers and pine trees. A few patches of wild *Calluna* have been retained and are now trimmed annually.

We now have some 300 heathers, mostly *Calluna vulgaris* and *Erica carnea*. Lately we have added *E. × darleyensis* with good results, and this summer we planted *Daboecia cantabrica* and are looking forward with eagerness to the Spring to see if they survive the Winter. We have a limited supply of water which means that there is never any watering of the heathers except when planting and we never cover any plants for the Winter. Very few plants have been lost from drought or freezing weather. There seems to be different opinions about the need for applying fertilizers in heather gardens. From my experience, the addition of composted bark with a small addition of chicken manure gives good growth and flowering.

My favourite heather is *Calluna* 'Robert Chapman'. Plants were bought in England 20 years ago and they have served us faithfully ever since. They

got long “legs” during a period of neglect, but developed a nice cover when regular trimming started. This Spring they were thinned out, and the stems bent down in loops and pegged down. Now they look just like new. They have also blessed us with spontaneous seedlings several times.

© Bengt Berntsson

Our Conference Garden in Norway

EILEEN PETERSSSEN

Otervei 16, 5236 RÅDAL, Norway.

Our heather garden started in 1964 when my mother planted one *Erica carnea* (without a cultivar name) at the entrance to our site – this is still thriving. About 15 years later I joined the Heather Society and could get rooted cuttings from nursery members.

By attending annual conferences I also got cutting material and could start making our south-facing slope with its *Calluna*, *Vaccinium myrtillus* (blåbær; bilberry), *V. uliginosus* (blokkebær; bog bilberry), and *V. vitis-idaea* (tyttebær; cowberry), *Juniperus communis* (einer; juniper) and *Myrica gale* (pors, bog myrtle), into a heather garden, without clearing the native plants completely. With age I find it too difficult to make plants for replacement and the slope is going back to its original look, improved with heather cultivars.

Calluna (røsslyng, lyng; ling) is the most common heather in the wild in Norway. To start with I focused on them and tried out a good many cultivars, but it soon became obvious they did not like our wet, dull, west-coast climate.¹ I soon gave up replacing poor plants, but some Swedish cultivars do well and an ‘Isle of Hirta’ (formerly ‘Hirta’) is 20 years old – once a poor cutting placed in a rock. It’s a memory of St Kilda and Bob Brien – a great combination. The Norwegian ‘Gjersjøen’ is lost, but ‘Breivik’ still exists.

The islands along our coast form the northeastern limit of the distribution range of bell heather (purpurlyng, klokkeling), *Erica cinerea*. Only in a very protected spot will this species survive further east. I had a few plants, but cats also like sunny, dry places and ruined them. ‘Ogmund’ is just barely alive. The Norwegian Arboretum is situated closer to the wild habitat, and there bell heather performs quite well.

Erica tetralix (klokkeling, poselyng; cross-leaved heath), the third of our native heathers, is easier to grow and recently more room was given to it in my garden.² In the wild one can find white plants and I have a few local



Figure 1. September. Mostly *Erica carnea*, with *Calluna vulgaris* 'Peggy' and 'Tib' (front), *E. vagans* 'Mrs D. F. Maxwell' and 'Lyonesse', and *Daboecia* seedlings.

clones and one from an outing at the Falmouth 1983 Conference. To see 'Terschelling' we went to the island it takes its name from where *E. tetralix* seemed to grow in pure sand, mingled with cranberries.

Andromeda polifolia (bladlyng; bog rosemary) cultivars have been a disappointment, but cuttings taken in the wild are doing well and very useful in wet pockets. Its Latin name is pure music and I love Linnaeus' drawing of it. The wintergreen foliage and good crop of berries make *Vaccinium vitis-idaea* a useful groundcover. *V. myrtillus* has wonderful autumn colour. *Arctostaphylos uva-ursi* is a good garden plant on a slope. My best plant is a cutting from Mount Rainier, taken home from the 1981 Conference.

Here *Erica carnea* (vårlyng; Winter heath) is the superior species and I sometimes wonder if it will naturalize? To me it is the best bud-flowering heather and, with a very long in-full-bloom show, must be given the greatest garden worthiness of all. The old cultivars compete well with the new ones, which do not seem as compact in our dull climate. To see *E. carnea* in the wild I went to the Alps, but hope one day a conference will be held there.



Figure 2. September. Upper slope: *Calluna vulgaris* 'Peggy' (front) with 'Gold Hamilton' (back), and *Erica* × *griffithsii* 'Valerie Griffiths'.




Figure 3. September colour: bilberry (back), *Calluna vulgaris* 'Gold Haze', and cowberry in flower and fruit.

A big surprise has been to find *Erica mackayana* (Mackay's heath) fairly hardy. It may freeze back but most plants often live on. It was presented at the 1981 Conference as a good *E. tetralix* – how very true.

Another surprise was to be able to grow some *Daboecia cantabrica* (St Dabeoc's heath) and hybrids, though they are not reliably hardy. Even a tiny plant of *D. azorica* from the Conference 2005 plant sale, survived the first winter in which native bilberry stems were scorched brown.

A few *Erica* × *krameri* have given a lot of groundcover. Here it has lush growth and would grow to a good height if rain didn't flatten it. The long flowering period and fine foliage makes it well worth the effort to keep it.

At a conference Albert Julian encouraged me to try *Erica* × *griffithsii* 'Valerie Griffiths', thinking it would be hardy enough. It failed twice, but it is now doing well. The balance between learning your lesson and having another try is not always easy to achieve, but advice received at conferences is invaluable.

So do come to The Annual Conference – to meet people to learn from, plants and places to see and, thanks to Linnaeus, we know the plant names whatever language we speak.

Notes

¹ When trimming it is important to keep the plants open to give new, dense growth air and light, as well as to keep plants compact and in place.

² Again trimming is essential and dead-heading pays well off, making the most out of the long flowering period.

© Eileen Pettersson

My heathers

EVA WALLIUS

Öbacksvägen 9, S-61991 TROSA, Sweden.

Inspired after a vacation in the south of England, I returned to my own garden with a vision of a beautiful bed of flowering hydrangeas in different shades of pink and blue on display in front of my house. Towards the end of the second season without flowers I started to rethink: maybe the hydrangeas were not for me and my garden? I wanted to find another family of plants available in a large variety of colours, but more comfortable in the habitat of my garden located close to the sea 70 kilometres south of Stockholm.



Figure 1. Some of my heathers (*Calluna vulgaris*) at the end of September 2005: from top left, 'Kerstin', 'J. H Hamilton', 'Oxshott Common', the "unknown red" and 'Allegro'.

At the local plant shop I found some plants of *Calluna vulgaris*. Although they were left over from the Spring season and were now “on sale”, all the plants were full of bright red flowers (cultivar name unknown). I bought them, quickly started to dig into a new spot of my lawn, planted them, and then searched the internet for information about how to care for heathers. This was the start of my relationship with the family of Ericaceae and The Heather Society.



Figure 2. Another view: from top left, ‘Allegro’, ‘Long White’, ‘Silver Knight’ and ‘Silver Rose’.

I became a member of the Society, purchased all the booklets – and the sweatshirt! Next year I expanded my bed of heathers, added a lot of natural peat and some sand to the original soil, and was ready to order some more, carefully selected, varieties from The Heather Society. Although the bed is quite small (approx. 10 square metres), now, five years later, I have 17 different varieties of *Calluna vulgaris* and some *Ericas*. I am still struggling with the hydrangeas, and occasionally they surprise me with some flowers, but my heathers are closest to my heart.

Like true family members they are reliable in all kinds of weathers, storm or sunshine, wet or dry.

Erica tetralix (kellokanerva, cross-leaved heath) in Finland

VIIVI SALLINEN

Siltapellonkuja 2 R 142, 00740 HELSINKI, Finland.

Erica tetralix L. (kellokanerva, cross-leaved heath) is found only in one locality in Finland, at Kuhmo in the northeast (lat. 64° 12' 40" N. long., 29° 29' 30" E.), and it is considered a highly endangered species. The small colony was discovered in 1964 (Y. Mäkinen, and J. Tiikkainen, 1966. *Erica tetralix* in Finland. *Annales botanici Fennici* 3: 410–417) and is most probably a relict from a period some 6,000 years ago when a warmer climate prevailed. The heather grows in a swamp on the shore of a small lake, surrounded by pine and spruce forest (Figure 1), and also in a site (Figure 2), discovered subsequently, a little bit away from the lake on a dried-out swamp beside a meadow. Since the 1960s, the vegetation cover of the lake-side colony has generally diminished, and the area occupied has moved a little from its original place.



Figure 1. The Finnish habitat of cross-leaved heath (*Erica tetralix*), beside Lake Törisevänlampi (© V. Sallinen).

I studied *Erica tetralix* at Kuhmo during the summer of 2003 for my master's degree. The aim of my investigation was to study the reproductive mechanisms of *Erica tetralix* in Kuhmo, and to describe and analyse the vegetation associated with *E. tetralix* in this Finnish locality and compare this with populations, studied previously, in the main distribution area of the species in northern Europe in Norway and southwestern Sweden.

Reproduction was studied through observations of growth form and pollinator insects in the field, and with pollination and germination tests. Pollination tests were carried out by bagging some individuals to prevent the major pollinators from getting into the flowers, and comparing fruiting between bagged (self-pollinated) and unbagged (cross-pollinated) flowers. Germination tests were carried out in laboratory on seeds from both bagged and unbagged individuals, with no treatment as well as after storage in cold, dry conditions.

Both bagged and unbagged flowers produced fruits, but fruiting was better in cross-pollinated individuals. Given that fruiting was best after cross-pollination, *Erica tetralix* is considered an out-breeding species in Finland,



Figure 2. The second site, a little way from the lake; the two sites are only about 50 metres apart. (© V. Sallinen).

and the main pollinators are bumblebees (*Bombus* spp). Thrips (*Ceratothrips ericae*) are active in the self-pollinating process.

In general the percentage germination was low, and untreated seeds did not germinate at all. No seedlings were found on field. Thus, the main means of reproduction of *Erica tetralix* in Kuhmo must be vegetative.

For the vegetation study, 75 sample plots were analysed. The data were studied by multivariate methods: TWINSpan for numerical classification, and DCA (detrended correspondence analysis) as well as MDS (multidimensional scaling) for ordination. In TWINSpan analysis seven subtypes of vegetation containing *Erica tetralix* were distinguished: the principal associates in these were *Empetrum nigrum* (crowberry), *Trichophorum cespitosum* (deergrass), the moss *Pohlia nutans*, *Trichophorum alpinum* (alpine deergrass), *Eriophorum latifolium* (broad-leaved cottongrass), *Potentilla palustris* (marsh cinquefoil) and *Nardus stricta* (mat-grass).

According to the ordination analysis, in Kuhmo *Erica tetralix* occurs in hummock communities with moderate to high nutrient status. It was clear that the Kuhmo vegetation has floristic similarities with that in both Norwegian and Swedish *E. tetralix* populations, but the absence of a number of oceanic or suboceanic plants is notable; for example *Narthecium ossifragum* (bog asphodel), *Myrica gale* (bog-myrtle), the liverwort *Odontoschisma sphagni* (bog-moss flapwort) and *Gentiana pneumonanthe* (marsh gentian). However, the main features of the Kuhmo colony are very similar to associations described in suboceanic mires in Norway and Sweden so that Finnish *Erica* communities can be included in the northern order Sphagnetalia magellanici. The differences are mostly ecological, the Kuhmo locality being more continental in climate and having soil that is richer in nutrients.

ACKNOWLEDGEMENTS

This short article is based on the abstract for my dissertation, for the degree of Master of Science, "Kellokanerva (*Erica tetralix*) Suomessa ja Skandinaviassa: lisääntymisbiologinen ja kasvillisuusekologinen tutkimus [*Erica tetralix* in Finland and Scandinavia: a study of reproduction biology and vegetation ecology]" (May 2005, University of Helsinki, Faculty of Biosciences, Department of Biological and Environmental Sciences).

In praise of found-lings

COLIN ROGERS

Ebenezer Chapel, 121 Old Road, Tintwistle, GLOSSOP, Derbyshire, SK13 1JZ, UK.

Foundling seedlings have had, on the whole, a bad press because gardens are essentially artificial creations. The gardener is in control, and instinctively wary of anything unplanned – even the deliberately wild-looking bits! Hence we have weeds, to which unplanned heather seedlings have been compared. From a nursery's point of view, they are to be removed from the pots containing their planned relatives for sale; from the gardener's point of view, they are to be removed from an otherwise perfect bed of their more illustrious, pedigreed relatives. Writers, some with a vested interest in the trade, encourage their elimination. David Lambie, in book (1994: 31) and leaflet (Lambie & Lambie [no date]: 4), says that the "resultant plants are generally of little garden value". Maxwell and Patrick (1966: 49) even describe sowing seed collected from named cultivars as "seldom very rewarding". Their assessment of the likelihood of a successful outcome, as being like winning the pools, matches Yates's "chance in a million" (1985: 33) or "one in a thousand" (1983: 7) that the "nondescript" foundlings might be worth cultivating.

Even to a foundling enthusiast, this general impression has to be correct. Long, straggly *Calluna*, often with poorly coloured flowers, should not be allowed to spoil the appearance of an otherwise homogeneous bed, robbing the soil of nutrients. When painting by numbers, who would allow the occasional wrong splash of colour to spoil the effect? A baby-in-bathwater is easy to see – but how can we identify those heather seedlings which *are* worth saving? For, be in no doubt, many should not be discarded merely because they are unnamed. Kershaw (1973) wrote:

he who energetically wields the hoe amongst his *Ericas* and *Callunas*, not only breaks some of their fine, hairlike roots, but also destroys many potential treasures.

The first reason that springs to mind for encouraging these "weeds" is the possibility that they might include a new cultivar, with all the kudos and excitement of proving and naming. Entries in the Society's *Handy guide to heathers* (Small & Small 2001) suggest that some 5% of all cultivars listed are



Figure 1. A chance *Calluna* beautifying its stony surroundings.

believed to have been developed from chance seedlings – including some well-known names such as *Calluna* ‘David Eason’ and ‘Mrs Pat’, and five of the 26 *Erica* × *darleyensis*, including, of course, ‘Darley Dale’ itself. The chances of finding new cultivars in gardens and nurseries should be far greater than in the wild because of the likelihood that there will be a greater number of different parents within a limited area.

This figure of 5% is in marked contrast with Dr Nelson’s findings (1999) that an estimate of 20% of cultivars having been “wild collected” is “certainly an underestimate”. The discrepancy probably results from varying definitions of what is being counted, but his analysis again suggests that the chances of finding a new seedling cultivar are greater than often suspected.

There are other reasons, of which five are mentioned below, for encouraging the foundlings’ growth. “Even if the odds of raising something spectacular are long, it is interesting to grow something of your very own, and worth the effort if one has the time and patience” (Proudley & Proudley 1974: 1–2).




Figure 2. A colourful setting for a yellow gem.



Figure 3. Is this a pale pink offspring of *Erica vagans* 'Mrs D. F. Maxwell'?

1 They may appear in places where you would never consider planting one, especially bearing in mind the rubric never to plant in singles! The plant in the first photograph (Figure 1) is in its second year, and will probably be discarded before its third – but meanwhile it has given a lot of pleasure for its fight to survive, and the contrast with its drab surroundings. It reminds me of Chapple's observation (1964: 51–52) that

Another happy hunting ground for seedlings is the rock garden for the seeds, instead of falling upon beds of soil, lie in crevices of small stones on the surface – it is these dry chinks which prevent the seed from rotting.

I would not wish to transplant this particular specimen – and would find it very hard to uproot it anyway.

The second photograph (Figure 2) shows a rather isolated *Erica vagans* 'Valerie Proudley' surrounded by a protective ring of *Calluna*, none of which had been deliberately planted.

2 I've had a delight in the serendipity of finding a bright yellow foliage among drab, dark green, and bicolours near *Erica cinerea* 'Alba Minor' and 'Velvet Night', and near *E. vagans* 'Lyonesse' and 'Mrs D. F. Maxwell' (Figure 3). Such a plant might provide an eye-catching touch of early colour in a bed of otherwise late *Calluna* or dormant winter heathers. It is worth noting that John Letts told the Society's Honorary Secretary, Mrs Constance MacLeod (1976), that she would get "all the seedlings I wanted, and more, if I were liberal in the use of peat." She found that *Calluna* and *E. cinerea* seedlings proliferated – though she was disappointed that "some new wonder" never emerged!



Figure 4. A former 'dead spot' now overrun with colour.

I would like to find seedlings from *Erica carnea*, but for some reason I have never found a seedling from a winter heather in my garden. There are several cultivars in the *Handy guide* which originated in this way, but Fred Chapple (1964: 51) also noticed that "carneas and the Mediterranean heath rarely" seed freely. Brita Johansson (1995) observed that, in contrast with Allen Hall's garden in England, *E. carnea* seedlings come up "regularly" in Sweden, suggesting that either the lower temperatures, or the lack of insect activity in England when they are in flower, is the cause. More recently (Johansson 2005) she has asked



Figure 5. This foundingling *Calluna* has already finished flowering as the buds of *Erica carnea* 'Myretoun Ruby' begin to appear.

again why they do not appear, prompting Allen Hall's "I've found one!" in our *Bulletin* 18 months later (Hall 2006).

3 There may be areas of the garden where heather will not grow – the dreaded “dead spots”. However, just as mongrel cats and dogs seem to be healthier than their pedigree superiors, it is my strong impression that heather foundlings are much hardier than the parents from which they spring. Yates (1985: 33) notes that “The majority of plants produced in this way have flowers of poor colour, although the plants are very healthy.” Chapple too (1964: 50) thought that “the best and strongest plants are those which come from seed in the open ... For sturdiness only the carnea heaths rival them.” Van de Laar (1978: 45) observed that “soil that is carpeted with moss and algae and with seedlings of *Calluna* and *Erica* is a pleasant sight.” The moss in my garden, encouraged to grow as a result of a “Question & Answer” in our Spring 2004 *Bulletin*, is now sprinkled with seedlings, which seem to take there more easily than in plain soil. The moss is spreading over a dead spot, and is already giving me a colourful start to the summer (Figure 4).

4 The behaviour of foundlings can be significantly different from that of its parents. I have a *Calluna*, for example, with strong red-foliage Spring-growth, which buds in May or June, and has finished flowering by mid-August. Others are sometimes the first to blossom during the season.

5 Yates (1983: 7) adds a further reason for letting unplanned seedlings grow – if you are determined to make “a wild garden intended to resemble a moorland area”!

As a general rule, I now let all my foundlings grow for at least two years after they have been located, by which time they can be fairly easily designated as either rubbish or well worth keeping; and, if the latter, whether needing to be moved or left alone.

The Society has published advice on the development of seedlings. Sellers (1999) described the mechanism for the release of seed from *Erica* species, providing a useful chart showing the months during which seed from different heathers can be collected; and, following Fred Chapple's practice, Kershaw (1973) and Turner (1973) separately described how they transplanted the last *en masse* into seed boxes for controlled development.

REFERENCES

- CHAPPLE, F. J., 1964. *The heather garden*.
- HALL, A., 2006. Letters. I've found one! *Bulletin of The Heather Society* 6 (18, Summer): 16.
- JOHANSSON, B., 1995. *Erica carnea* seedlings. *Bulletin of The Heather Society* 5 (5, Summer): 12.
- JOHANSSON, B., 2005. *Erica carnea* seedlings – a puzzle. *Bulletin of The Heather Society* 6 (14, Spring): 6–7.
- KERSHAW, B., 1973. Seeds and sophistry. *Yearbook of The Heather Society* 2 (2): 32–34.
- LAMBIE, D., 1994. *Introducing heather: Scotland's most remarkable plant*.
- LAMBIE, D. & LAMBIE, B., [no date]. *Heathers: a guide to designing a heather garden*.
- MACLEOD, C. I., 1976. The question of peat. *Bulletin of The Heather Society* 2 (8, Summer): 7.
- MAXWELL, D. F. & PATRICK, P. S., 1966. *The English heather garden*.
- NELSON, E. C., 1999. The “new” database of heather names and your lovely new heather. *Bulletin of The Heather Society* 5 (15, Autumn): 7–8.
- PROUDLEY, B. & PROUDLEY, V., 1974. *Heathers in colour*.
- SELLERS, B., 1999. Propagation of heathers from seed. *Yearbook of The Heather Society* 1999: 23–29.
- SMALL, D. & SMALL, A., 2001. *Handy guide to heathers*. Third edition. Creting St Mary.
- TURNER, A. S., 1973. Heathers from seed ... an interesting experiment. *Yearbook of The Heather Society* 2 (2): 37–39.
- VAN DE LAAR, H., 1978. *The heather garden*.
- YATES, G., 1983. *Pocket guide to heather gardening*.
- YATES, G., 1985. *The gardener's book of heathers*.

Erica manipuliflora 'Olivia Hall': see p. 4

'Olivia Hall' (® no. 142) has very pale pink, sometimes almost white flowers and came from Lara Bay, Antalya, Turkey. This splendid heath was collected on 1 October 1978 by Mrs Olivia Hall. It is the only cultivar of *E. manipuliflora* to have originated in Turkey. The photograph shows a mature plant in the Joyners' garden at Totton, Hampshire.

Mrs Hall's pressed specimen (now in the RHS Herbarium, Wisley) of this plant was designated by David McClintock as the holotype of *Erica manipuliflora* f. *albiflora*.

"A lucky find": the finding of *Erica carnea* 'Springwood White'

ANNA WALKER

Originally published in *My garden* 2 (May 1934), as explained in the article by A. T. Johnson, also reprinted from that splendid horticultural magazine. This account of the discovery of 'Springwood', as it was originally named, seems not to have been remembered. Note that Mrs Walker does not provide an exact locality, and my attempts to trace any place in Italy named "Monte Carreggio" (or Correggio), as generally stated to have been the place whence it originated, have been entirely unsuccessful (my thanks are due to Professor Carlo Violani, University of Pavia, for his attempts to trace the mountain.)

Had it not been for the thunderstorm I believe it would still be undiscovered. I am sure, although many people set out to distant lands to look for new plants, plenty of them are found in an accidental way nearer home.

We were spending February in an Italian seaside place and had "done" most of the walks and minor climbs round about, but there was one mountain with a Sanctuario on the very summit which we longed to go and investigate. It was fairly steep but not rocky, and having reached our objective we sat down in the shade – the sun being very hot even up there – of the old pilgrim chapel and ate our lunch. A sudden distant peal of thunder in the distance and an ominously black cloud made me get up hurriedly to start the downward way. As I carried no protection from heavy rain, I started to run, leaving my companion to follow leisurely. I did not take the longer route followed by us going up, but made a "bee line" for a chestnut grove half-way down. Rain was now falling in torrents while I still ran on and gained the woods, when my eye was suddenly arrested by something white on the ground. I turned back to examine it and found what I took to be a rather larger and fuller form of our Scotch white heather, and grabbing a small piece ran on. Getting into some temporary shelter from the storm I examined my find, to discover it had no root. Nothing daunted, I put it in a small box and sent it home to my gardener. To make a long story short, it took nearly three years to produce a small plant which turned out to be a very beautiful white heather. I sent it to the RHS at Wisley and after trying it there, they wrote to tell me my "find" was an unusual and fine form of *Erica carnea* [var.] *alba*, gave it an award of merit and called it 'Springwood', after my home.

One thing I did notice, even in my hurry, there was only the one plant, about 8 inches in circumference, anywhere in the neighbourhood, and I only plucked a spray. Since it established itself it has formed large cushions everywhere, is a great joy from January to the end of March, and some years it has started to flower in December about Christmas.

***Erica carnea* ‘Springwood’** [*My garden* 5: 14. May 1935]

ARTHUR TYSILIO JOHNSON

Conway, Wales.

In *My garden* [2: 105–106] for May of last year we read a thrilling account of the discovery of this beautiful heath, a plant that has, purely on its own merits, won its way into every garden in which the choicest shrubs are grown.

While possessing all the good qualities of the best of the *carnea* group – extreme hardiness, vigour of growth, a neat, mat-forming habit and prolificacy in flowering – ‘Springwood’ arrived to make good the one fault we had to find in this admirable alpine species. The old *E. carnea* var. *alba* was a poor and feeble thing, wholly unworthy of the type, but ‘Springwood’ gave us a plant with a splendid constitution, with erect flower spikes of exceptional length closely packed with very large milk-white flowers and yielded so abundantly that a group of plants will be sheeted with whiteness from early February, if not before, until April. Having planted ‘Springwood’ in generous drifts running into the richer of the coloured varieties, the result is positively surprising, the contrast emphasizing the colour of each, yet producing an effect of delightful harmony.

The discoverer of ‘Springwood’ has yet another good thing in store for us, a coloured seedling apparently produced by one of the original white plants in her Scottish garden. Whether this “little stranger” will develop the merits of her famous mother time can only prove. The provisional name of ‘Springwood Pink’ – suggested by Wisley where she is being brought up – is hopeful, to say the least, but it will be some time before we can celebrate her “coming out”.

Editorial note. The following amends the information published in the *International register of heather names* 1 (4): 84.

Wild-collected; found on a hill side in Italy (the place “Monte Correggio”, cannot be traced), by Mrs Anna Walker (1866–1948) (wife of Ralph W. T. Walker, Springwood, Stirling, Scotland). Her gardener, the person who first propagated the plant, was Robert Howieson Syme (1873–1946). ‘Springwood’ was named by F. J. Chittenden (Director, Royal Horticultural Society’s Gardens, Wisley) in 1925.

Mrs Walker’s account of the discovery is in *My garden* 2: 105–106 (May 1934); on Syme see *My garden* 32: 625, 627 (June 1946).

Abbotswood Gardens – one hundred years of heathers

DAPHNE EVERETT

The Bannut, BRINGSTY, Herefordshire, WR6 5TA.

Early in 2006, Charles Nelson sent me an article for the Spring *Bulletin*. It was from the magazine *My garden* (1: 438–400), from March 1934, and the article, written by a lady called Norma Cousie, was entitled *My heath garden* (see *Bulletin of The Heather Society* 6 (17): 8–10).

The writer described the efforts involved in creating what sounded to be a rather beautiful garden (I liked her comment that all the money for plants had to come out of her dress allowance! What is that?). However, what particularly caught my interest was the first sentence, in which she wrote: “This winter I have been making a heath garden, not, I’m afraid, the size of the huge one at Wisley, nor yet the whole hillside like the famous one in Gloucestershire ...”!

We live in Herefordshire, which borders on to Gloucestershire, and I was surprised that I had never heard of a famous garden with a whole hillside of heathers. The only large garden in Gloucestershire that I could think of, which dated back to before the article was written in 1934, was Abbotswood Gardens, near Stow on the Wold, so this was where I began my enquiries.

The phone at Abbotswood, was answered by Bridget Fox, the wife of the Head Gardener. Bridget was very helpful and told me that Abbotswood did indeed have a large hillside heather garden of many years standing. She wasn’t able to give me many historical details, but she knew that there was a picture of the heather garden in Gertrude Jekyll’s book *Wall, water and woodland gardens: with chapters on the rock-garden and the heath-garden*.

I made an appointment to visit the garden when the Winter heathers would be in full flower and, in the meantime, Charles had been surfing the internet and had helpfully sent me a sheaf of references to follow up.

Abbotswood, a manor house of Cotswold stone, was built in 1867. In 1902 its owner, Mr Mark Fenwick employed the famous architect Sir Edwin Lutyens to extend and alter the house and garden. The garden was of about 4 hectares (10 acres) in size. It consisted of formal terraces, herbaceous borders, trees, shrubs, parkland and, of most interest to us, a rock garden, part of which was a large heather garden.

In an article in *Country life* in June 1924, the heather garden at Abbotswood is described as being

on a slope which was obviously meant by nature to be a heath garden and nothing else. ... They [heathers] are planted in broad swathes and allowed to grow unchecked. There are patches of *Erica arborea*, mats of *E. carnea* and its albino form and many others, while for late summer there are masses of *E. tetralix* and *E. vagans*. [Mark Fenwick said later that leaving them un-pruned for 20 years was a mistake]. This heath garden is exceedingly well situated, for it is backed by large trees, in front of which are planted hawthorns and cherries. It is almost a necessity to have a heavy background in order to show off a heath garden to best advantage.

For a description of Abbotswood's heather garden, I can do no better than reproduce extracts from a lecture that Mark Fenwick himself gave to a meeting of The Horticultural Club on 12 January 1932.

My Heather garden, which was begun about twenty two years ago, has no valley or stream, but it happens to be on the slope of a hill from the bottom or top of which, a good general view of the garden is obtained. Heathers, being the most accommodating of plants, will really grow anywhere, and supposing one had some wind-swept site where nothing would grow, I would unhesitatingly say – plant it with heather.

I think myself there should be nothing in the nature of beds in a heather garden, nor should there be any mown grass. It is better to plant right up to the trees or shrubs or whatever your background may be. Large rocks, especially if the ground is sloping, may be inserted in places so as to look as if they were cropping out of the ground. It is advisable to plant large clumps of one variety, thirty to fifty plants or more, if there is room, rather than to mix all the varieties up together, and, of course, it is better to plant an early variety next to a late one, so that there may never be any large part of the garden without some bloom in it. ...

All the varieties I grow in my garden seem to thrive quite well. Yet my soil is by no means an ideal one, it is limy, strong, damp and sticky, with clay subsoil. Probably a nice, light, sandy loam would suit heaths better, but the best way to start is with a few and see if they do, and then go on and plant some more.

I began with a dozen plants of about a dozen varieties and quite expected that some of them would refuse to grow, but to my surprise they all grew away and never looked behind them. I planted a hundred to three hundred plants of *E. carnea* on a cold, wet, clay bank, where little grew but Couch, Bindweed and Creeping Buttercup. The bank was trenched, drained and cleaned, the Heaths planted and, except for hoeing between them they were never touched.

However, Mark Fenwick didn't grow only *Erica carnea* on his limy, sticky soil. He listed *E. × darleyensis* (quite a new plant in 1905, the first one having only been discovered in the 1890s), *E. mediterranea* (= *E. erigena*), *E. lusitanica*, *E. australis*, *E. × veitchii*, *E. cinerea*, *E. ciliaris*, and *Calluna* in variety. But his all-time favourite was *Daboecia*, of which he says :



Figure 1. The Abbotswood heather garden in the mid-1960s; photograph © Patrick Rossmore (reproduced from P. Coats, *Great gardens of Britain*, reproduced by courtesy of Weidentfeld & Nicolson (a division of the Orion Publishing Group)).

The most constant bloomers of all however are the *Daboecias*, than which there are no more valuable plants in the garden; they begin to bloom about the middle of June and never stop until the end of November, unless severe frosts come along.

That so many heathers flourished in this cold wet soil, is particularly remarkable. In his book, *Great gardens of Britain*, written in 1967, Peter Coats, wrote of a conversation with the then Head Gardener, Andrew Blakeley.

Mr Blakeley told the writer: Mr Tustin [the previous Head Gardener] always told me that large quantities of peat and lime-free loam were added to the water garden area, but not to the heath garden. The heath garden was rough dug in the autumn prior to a very severe winter, which broke up the existing heavy clay. The following spring some leaf soil only was added before planting up with heather.

Peter Coats also wrote

Mark Fenwick was specially proud of a corner of his garden which showed such cheer and colour all year round. He would often advise his friends to plant heath gardens too, offering cuttings and young plants to start them off – for as a friend of his told the writer, he was the most generous of gardeners, and few visitors to Abbotswood went away empty-handed. Mr Tustin, the head gardener, however, was less so, and would look on with disapproval when plants and cuttings were being given away, and when instructed to send so and so a plant would sometimes, conveniently, forget. But between the two men there was a great bond of sympathy and understanding and between them they created a garden which is certainly one of the great gardens of England.

Around 1971, Andrew Blakeney was succeeded as Head Gardener by Dennis Smalley. John Sales, writing in *Country life* in 1980, said that the garden was “maintained to a very high standard by Mr Smalley, with three full-time assistants and two part time helpers”.

Mark Fenwick VMH died at Abbotswood on 28 January 1945 and his “beloved home” was bought by Harry Ferguson (of tractor fame) who was responsible for the construction of the large lake in the valley sometime in the 1950s.

In February 2006, Maurice and I paid a visit to Abbotswood, where we were welcomed by the present Head Gardener, Martin Fox, and taken to see the famous hillside heather garden that Norma Cousie had admired.

We were thrilled to find that it is indeed still there! Parts of it are maybe a little overgrown in places, with large conifers and rhododendrons taking over some of the space, but it is remarkable that, after a hundred years, and several owners, the hillside heather garden still exists.

The area covers around $\frac{3}{4}$ acre. The heathers now comprise those that will tolerate some lime, mainly *E. carnea* and *E. × darleyensis*, with some



Figures 2 & 3. Views of the Heather Garden at Abbotswood in February 2006, showing some of the older plantings as well as the new (© photographs by Daphne Everett).



large *E. arborea* and *E. erigena*, which Martin thinks could date back to Mark Fenwick's time. We didn't see any of his favourite *Daboecia*!

It was very pleasing to see that heathers still play a fairly important part in the scheme of things at Abbotswood. There were large areas of recently planted heathers at the foot of the slope, all looking extremely colourful when we were there.

There is, of course, much more than heathers to see at Abbotswood – the entry in *The yellow book* for 2006 reads:

Massed plantings of spring bulbs, heathers, flowering shrubs and rhododendrons in dramatic landscaped hillside stream gardens; fine herbaceous planting in elegant formal gardens with lily pond, terraced lawn and fountain, created by Sir Edwin Lutyens.

The garden is *still* maintained to very high standard by Head Gardener, Martin Fox, who took over from Denis Smalley in 1995. He is ably assisted by Peter Ellis (who started work at Abbotswood straight from school, 31 years ago), Martin's wife Bridget, who is in charge of the greenhouses and the kitchen garden, Mrs Joynes who works mornings and also looks after the flowers for the house, and Ken Green who is in charge of workshop repairs, mowing and work on the estate. They seem to be a very happy team!

Since 1970, the property has been owned by Mr R. Sculley.

In his address to The Horticultural Club, back in 1932, Mark Fenwick told his audience:




Figure 4. Martin Fox

When I lived in Northumberland, a neighbour of mine, wishing to reduce expenditure, planted the whole of it with heaths as he rightly imagined that when once planted a Heather garden would require very little looking after. There is no staking, tying or mowing in summer, no clipping of edges. This garden was made about forty years ago and is certainly the oldest heather garden I know.

A heather garden planted around 1892! Now, wouldn't it be nice to know where *that* was!

International heather gardens 3: Kirstenbosch National Botanic Garden, Cape Town, South Africa

BARRY SELLERS

8 Croft Road, Norbury, LONDON, SW16 3NF.

Kirstenbosch National Botanic Garden is located at 33° 59' S. 18° 26' E., on the eastern slopes of Table Mountain in what are the southern suburbs of Cape Town. Geologically the area is characterised by Table Mountain sandstone, and the acidic soils of the higher parts are derived from this source. The soils of the cultivated area are acid and either granitic in origin or shale-derived, the latter being the more fertile.

The Garden has a “Mediterranean-type” climate with mild Winters (average daily minimum 8.5°C) and hot Summers (average daily maximum 24.7°C). Mean annual rainfall is relatively high at 1,450mm, much of it originating from the cold fronts associated with the southwesterly winds in Winter (see Paterson-Jones 1993).

Much of the origins of the establishment of Kirstenbosch derive from the early settlers of the Cape Peninsula in the seventeenth century. The area that is now called Kirstenbosch was once known as Leendertsbos. In 1672 it reverted to the Dutch East India Company and became part of the Company's forest. By 1795 Leendertsbos had become Kirstenbosch (Kirsten's wood), and in 1811 part of Kirstenbosch was sold to Colonel Christopher Bird, the Deputy Colonial Secretary. The land changed hands several times before Cecil John Rhodes acquired it in 1895. He died in 1902 leaving the estate to the people of South Africa. On the approaches to the estate Rhodes planted the Moreton Bay figs and camphor trees that are a striking feature of Kirstenbosch today.

In 1903 Henry Harold Welch Pearson was appointed as the first Professor of South African botany at the South African College (now the University of Cape Town). He proposed the establishment of a botanical garden in 1910. Through his influence the South African government handed over the estate in 1913 to a Board of Trustees. Immediately prior to this a Botanical Society had been formed in Cape Town with the aim of raising funds for the garden, to organise shows of South African flora, and to provide information on



Figure 1. Kirstenbosch National Botanic Garden.

botany. The close ties that persist between Kirstenbosch and the Botanical Society of South Africa were made at the inception of the Botanic Garden. Henry Pearson was appointed honorary director of the Botanic Garden and J. W. Mathews its first curator. Although Pearson died only three years later, by this time much of the Garden had been established. Under successive directors, Kirstenbosch has grown to become one of the major botanical gardens in the world.

The Garden covers 530ha of which 478ha are retained as natural fynbos or forest, with only 36ha being cultivated. Kirstenbosch was the first major botanical garden in the world to be devoted to indigenous plants, and there are around 6,000 species growing in the cultivated area, while around 900 species flourish in the natural areas. In the natural fynbos surrounding the Garden a number of *Erica* species are found growing wild, notably *E. baccans*, *E. curviflora*, *E. plukenetii*, *E. hirtiflora*, *E. abietina* and *E. imbricata*, among several others.

Members of The Heather Society have recently made two visits to Kirstenbosch, the first in October 1999 and the second in 2003. Both were part of a two-week tour of the Western Cape, and on each occasion the tour started and finished at the National Botanic Garden. In 1999 we had the

pleasure of being joined by Dr Ted Oliver, and in 2003 by Anthony Hitchcock who is the Nursery manager at Kirstenbosch.

Of course the main interest for Society members was the planted fynbos area, containing a representative collection of fynbos flora. It is divided broadly into the Restio, Protea and Erica gardens, reflecting the three characteristic fynbos families. The Erica garden contains a wealth of species from the different parts of the Western Cape, the majority flowering in the Spring (September to December). *Erica regia* with striking two-tone corolla was spectacular. Sunbirds could be seen visiting the tall *E. versicolor* (see Steyn 2005), as well as the nearby proteas. *E. blenna* was of immense interest with its large bell-shaped corolla of orange with green tips. *E. × cavendishiana* 'Gengold', a deliberate cross between *E. patersonii* and *E. nana*, was a splendid sight with masses of tubular yellow flowers. Nearby was *E. nana*. Other species in flower during October were *E. daphniiflora*, *E. glauca*, *E. perspicua*, and *E. cerinthoides*,

The Erica garden is on a steep, sloping site, and from it there are views across the Cape Flats towards the Hottentot Hollands Mountains some fifty kilometres away.



Figure 2. *Erica verticillata* in the Gardens

The nearby Protea garden was also of interest being part of the fynbos flora. *Protea repens* and *P. neriifolia* like most proteas flower in Autumn and Winter, although Spring is the most colourful season when *Leucadendron*, *Mimetes* and *Serruria* (other genera in the Protea family) come into flower.

Throughout the history of the Garden the links with the Botanical Society and particularly its members has also been close. The Botanical Society Conservatory gives visitors the opportunity to see a wide variety of plants from specialised habitats. Anthony Hitchcock kindly showed us around the Conservatory during our 2003 visit. The southern part of the Conservatory is set aside to exhibit coastal fynbos vegetation, particularly from the area around Cape Town,

threatened by urbanization. Anthony Hitchcock has been involved in the re-introduction of *E. verticillata* to its natural habitat at Rondevlei Nature Reserve using plants cultivated at Kirstenbosch (Hitchcock 2003).

The Conservatory contains a wonderful collection of South African species, all cared for by the members of the Botanical Society. Many are endangered (or possibly extinct) in the wild including *Erica cateroiflora*, which was last seen in the wild in the Valley of Isolation on Table Mountain in 1988. Other “Red Data” species that we saw were *E. vallis-aranearum* with very long, red pedicels and hanging, tubular, yellow flowers; *E. bolusiae* (small white flowers) and *E. inordinata* (blood-red, sticky, tubular flowers), a very striking species when in flower (Paterson-Jones 1993).

Elsewhere in the Kirstenbosch National Botanic Garden at the time of our visits were masses of Spring flowers echoing the vast natural displays found in Namaqualand to the north of Cape Town.

In 1999 we were privileged to have an insight into the work being undertaken on *Erica* by Dr Ted Oliver in the Compton Herbarium which was founded in 1937 by Professor R. H. Compton, the second director of the National Botanic Garden. Most of the collections are now housed in a modern building built in 1996. There are approximately half a million specimens covering mainly the winter-rainfall region of southern Africa. Dr Oliver explained that collecting specimens for the herbarium was a meticulous process to ensure accurate records were maintained.

Kirstenbosch also has its own nursery, primarily to supply plants to the Gardens, as well as conservation and horticultural research units. In the latter research scientists, aware of the fact that the frequent fires in the fynbos were a cue for germination of many species, notably *Erica*, developed an easy method for improving the germination of plants from seed: “Instant Smoke Plus Seed Primer” (Kotze 1996).

For anyone visiting South Africa the Kirstenbosch National Botanic Garden is a “must”; several visits are required to take in the wealth of plants on display at different times of the year.

REFERENCES

- HITCHCOCK, A., 2003. *Erica verticillata* is brought back from the brink of extinction. *Yearbook of The Heather Society* 2003: 45–50.
- KOTZE, D., 1996. Improved seed germination of Cape *ericca* species by plant-derived smoke. *Yearbook of The Heather Society* 1996: 37–38.
- PATERSON-JONES, C., 1993. *A visitors guide to Kirstenbosch*.
- STEYN, P., 2005. Focus on sunbirds: the art of sunbird photography. *Heathers* 2: 27–30.

WILLIAMS'S HEATH: THE WILD-COLLECTED CLONES

E. CHARLES NELSON

Tippitiwichtet Cottage, Hall Road, OUTWELL, Wisbech, PE14 8PE.

Erica × williamsii (Williams's heath) is a naturally occurring hybrid between *E. vagans* (Cornish heath) and *E. tetralix* (cross-leaved heath). In the wild it is only reported from Cornwall, and so is one of the endemic plants of Great Britain. Williams's heath is also arguably one of the rarest British plants. In the following article, relying substantially on meticulous notes assembled by the late Major-General Pat Turpin (recently passed to The Heather Society by Mrs Cherry Turpin), I have set out the details of the dozen recorded plants of *E. × williamsii*.

Two plants are presently known to grow in Cornwall; one of these is the "parent" of 'Cow-y-jack', while the second was the plant found in 1990 by the late Dr David Coombe (plant 11 below) which does not appear to be represented among the extant cultivars.

The hybrid has also been artificially synthesised, and two cultivars of horticultural origin are available.

CORNISH PLANTS: AN ANNOTATED CHECK-LIST

In the following a standard format is used, providing the date of discovery, the person(s) who found the plant, and its exact locality (with a grid reference if available). Other relevant and interesting notes are included, many from the Turpin papers.

1. c. 1860 — Richard Davey MP: "about fifty years ago" (Davey 1911), considered to be the plant from the "Lane between Bochym & Goonhilly Downs". Probably never propagated.

2. before 1910 — P. D. Williams: plot 2788 "of a mile N. W. of Trelan", grid reference SW 743193. Propagated by Williams and growing in his own garden in late August 1911. It was illustrated crudely by Davey (1911) (see Figure 1).

It is generally supposed that this plant gave rise to the clone named many years later 'P. D. Williams', but if it did, the cultivated plant differs from published descriptions (Davey 1910, 1911, Turrill 1911, Druce 1911) and the

illustration (Davey 1911) in possessing spurs on the anthers. Davey (1911) also stated that the stamens were “much shorter than the corolla” but this is not so. However, in his original account he stated only that the stamens were “similar to those of [*E.*] *vagans*, but all included within the corolla” which is more accurate. Davey’s illustration (Figure 1 below), which is hardly believable, shows the corolla as distinctly urceolate with a very prominent constriction beneath the lobes, a character not exemplified by the specimen in his herbarium (which is the lectotype; see Nelson (2007)). My own opinion is that ‘P. D. Williams’ is not the living representation of Williams’s discovery, but where it came from cannot now be ascertained accurately.

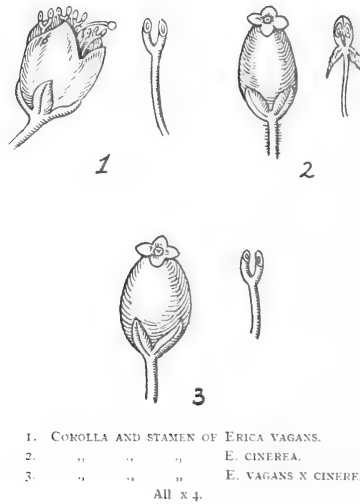


Figure 1. F. H. Davey’s (1911) illustrations of the flowers of the heather found by P. D. Williams (numbered 3), and its supposed parents *Erica vagans* and *E. cinerea*. The mistake over the parentage was corrected by W. B. Turrill (1911). Note the anther shown alongside the flower of the hybrid has no spurs, like *E. vagans*, but unlike *E. cinerea*.

‘P. D. Williams’: *Flowers* lilac-pink (H11; *fide* HS trials); *corolla* ± 4.5 mm long, lobes ± 1 mm long, one or more lobes with a few simple hairs on outside; *style* > 4 mm long; *ovary* > 1.5 mm tall, with sparse hairs mostly on upper half; *stamens* ± 3.5 – 4 mm long, included; *anthers* with small (± 0.1 mm long) but prominent spurs; *thecae* ± 0.5 mm long, erect, spreading. *Shrub* 0.25–0.4m tall, to 1m across if not pruned; branches erect; forms a neat dome; in Spring the young shoots are tipped yellow.

The cultivar name was suggested and published by David McClintock in 1965 for the plant then cultivated “as plain *E. williamsii*” which he stated “matches the type specimen” although no such specimen had then been designated. He added that it had smaller, darker flowers than ‘Gwavas’ and posed this question: “Is it known which gathering this ... plant derives from?” (McClintock 1965: 14–15). Thus he was unsure whether this was Williams’s clone.

Patrick’s account (1984) that Williams “told me he actually found the plant nestling against his garden wall” is usually ignored as incorrect. For detailed discussion of Williams’s find, see Major-General Pat Turpin’s account of the heathers of The Lizard (1984).

Turpin recorded the flowers colour as mauve (H2, 1 October 1982).

3. c. 1910 “about the same time” as Williams’s find — Miss M. B. Gertrude Waterer: near Cadgwith. Propagated and named ‘Gwavas’ which was the name of the farm where Miss Waterer was staying at the time.

‘Gwavas’: *Flowers* shell-pink (H16; *vide* HS trials); *corolla* ± 5 mm long, lobes ± 1.5 mm, hairless; *style* ± 5.5 mm long; *ovary* ± 1.5 mm tall, with very sparse hairs on upper half; *stamens* ± 4 mm long, included; *anthers* twisted and distorted, without spurs. *Shrub* ± 0.2 m tall; ± 0.4 m across; low, spreading shrub; in Spring the young shoots are yellow.

‘Gwavas’, named after the farm where Gertrude Waterer was staying when she found the heather, sometimes has 3-part flowers – with only 3 calyx lobes, and 3 corolla lobes – and some of the stamens may be fused together. The flowers are longer and paler than those of ‘P. D. Williams’, and the ovary is less hirsute. Turpin recorded the flower colour as pink (H8, 1 October 1982).

In a letter to Dr Turrill (Royal Botanic Gardens, Kew), written at Eden Valley, Ludgvan, on 5 October 1924, Gertrude Waterer noted that:

I enclose two heaths ... No 1 was found I believe by Mr Percy Williams of St Keverne some years ago on Goonhilly Downs and about the same time I found No 2 on Goonhilly, took cuttings, and now have a well established plant, it is quite distinct in habit from that of Mr Williams being much more prostrate and with paler flowers, less rigid stems and smaller leaves. I have both heaths growing side by side so that soil and aspect are the same.

4. 14 October 1924 — Miss M. E. Lavender Williams (daughter of P. D. Williams): there are voucher herbarium specimens in Druce’s herbarium (OXF) and in the Royal Botanic Gardens, Kew (K). “We have, or rather my daughter, has,

found what seems to us another hybrid heath. It is a mile from the original plant”: so wrote P. D. Williams to Dr Druce in Oxford on 14 October 1924. “This plant is quite a mile from our original plant”, he told Dr Arthur Hill of Kew in a letter dated 15 October 1924.

Many years later (probably in September 1976), Lavender Williams gave the locality as near Zoar Chapel and the Three Brothers of Crugith (grid reference SW7519), on Crousa Downs. “It was a miserable plant and did not survive that winter” (Turpin 1982: 8; McClintock 1998).

5. 8 September 1974 — Mrs Jean Paton, Mrs Barbara Garrett and Mrs J. Yorston (McClintock 1998): Gew-graze (grid reference SW 680145). Propagated and named ‘Gew Graze’, after the locality where it was found, but the original plant was destroyed by ploughing in April 1976.

‘**Gew Graze**’: *Flowers* pink to shell-pink (H8, H16; *fide* Turpin, 6 October 1982); *corolla* ±5mm long, lobes ±1.5mm, glabrous; *style* <6mm long, tapering; *ovary* ±1.5mm tall, pubescent in upper half; *stamens* contorted, clustered grotesquely around the ovary; *filaments* twisted, <3.5mm long; *anthers* malformed, without spurs. *Shrub* ±0.25m tall, ±0.45m across; shoots upright.

Distinguished by its contorted stamens which are twisted grotesquely around the ovary. The sepals do not have stout, gland-tipped, marginal hairs but there are extraordinary dendritic hairs on the margins which can be seen under a microscope.

Current OS maps have the toponym Gew-graze with a hyphen.

6. 20 August 1975 — Dr Alan Leslie and R. H. W. Bradshaw: above Kynance Cove (grid reference SW686136), on Lizard Downs. Propagated and named ‘Lizard Downs’. An “enormous” plant, covering about 3.25m² in July 1976. This was burnt on 5 November 1988 but recovered and bloomed in August 1990. David Holyoak and Rose Murphy recorded it again on 14 May 1994, and it was seen by P. R. Green and M. J. Stribley on 5 June 2005. Rose Murphy, Rachel Holder, Rosemary Parslow and Nick de Sausmarez saw the plant on 9 September 2006 (R. Murphy to ECN, *in litt.* 10 September 2006), and Rose Murphy provided the sketch map reproduced here (Figure 2):

Re-finding the Alan Leslie plant of *Erica x williamsii* has ... not been easy. ... yesterday (9. Sept) ... I did find it – two small flowering patches, densely overgrown by *Ulex europaeus* & partly overgrown by *E[rica]. vagans*. The patches were examined and it was realised that they were part of one huge plant that extended under the gorse ...




Figure 2. Rose Murphy's 2006 sketch of the plant of *Erica x williamsii* first found by Leslie and Bradshaw in 1975.

'Lizard Downs': Flower pink (H8; *vide* Turpin, 5 October 1982); corolla ± 5 mm long, lobes 1.5–2mm, glabrous; style straight ± 4.5 mm long, tapering; ovary hairy especially on top with straight white hairs; stamens contorted, clustered grotesquely around ovary; filaments twisted; anthers malformed, without spurs, thecae small, ± 0.3 mm. Shrub compact, to 0.45m tall, spreading, to 0.5m across; foliage grey-green due to pubescence on upper surface.

Resembles 'Gew-graze' in the grotesque, twisted anthers, but differs in possessing stout, gland-tipped hairs on sepal margins.

7. 22 June 1976 — Dr David Coombe and Peter Tinning: near Penhale in The Lizard National Nature Reserve (grid reference SW6918). Propagated and named after Dr Coombe. The original plant was burnt in 1976 but was re-established from a cutting in 1979.

'David Coombe': Flowers pale mauve (H2) fading to shell-pink (H16; *vide* Turpin 10 August 1987) at base; corolla ± 5.5 mm long, lobes ± 1 mm long, ± 2 mm across at base, glabrous; style ± 5 mm long, tapering, erect; ovary ± 1.2 mm tall,

sparsely hirsute especially at top; *stamens* short, ± 3.5 mm long, erect, some filaments may be fused; *anthers* small, without spurs, thecae ± 0.4 mm. Upright *shrub*, to 0.3m tall, to 0.5m across; in Spring new shoots are yellow.

Distinguished by its short stamens, with the anthers held a little above ovary; the pedicels are more shaggy than other clones.

8. 5 October 1981 — Mrs Cherry Turpin: near Croft Pascoe Pool (grid reference SW7319), The Lizard National Nature Reserve, beside the road to Traboe Cross. Propagated and named 'Croft Pascoe'. This survived until at least 1990, but could not be found in 1999. According to Andy Byfield (pers. comm. to ECN, 17 August 2006), there was "a single small plant growing east or south east of Croft Pascoe Pool in a narrow wedge of unenclosed heathland, immediately *east* of the Traboe Cross to Kuggar/Kennack road across Goonhilly Downs (i.e. on the opposite side of the road from the Pool)".

'Croft Pascoe': *Flowers* pink to shell-pink (H8/H16; *vide* Turpin 10 August 1987); *sepals* broadly lanceolate, ± 2 mm long, ± 1 mm across towards base, margins with straight, simple hairs mixed with a few gland-tipped hairs, and some \pm dendritic hairs; *corolla* ± 4 mm long, lobes ± 1 mm, glabrous; *style* stout, tapering, ± 4 mm long; *ovary* ± 1.5 mm tall, sparse hairs mainly on upper half; *stamens* straight, erect, ± 5 mm long, anthers just emergent (a proportion of the stamens may be contorted with twisted filaments, or partly fused filaments); *anthers* small, < 0.5 mm across, thecae spreading horizontally, without spurs; or malformed. *Shrub* to 0.25m tall, to 0.45m across; leaves with gland-tipped hairs and very short, simple hairs on edges, pubescent on upper surface; in Spring young shoots yellow.

Distinguishable by having at least some almost emergent anthers on straight filaments, sometimes mixed with contorted stamens, and the relatively broad sepals. The bract is ± 3 mm long and, with the bracteoles, is attached to the lower half of the pedicel.

9. 30 October 1983 — Miss (now Dr) Marion G. B. Hughes: about 80–100m south-south-east of the southern end of Leech Pool, near Goonhilly Earth Station (grid reference SW 718207) (Byfield and Hughes 1984, Turpin 1985). Propagated and named 'Marion Hughes'. A thorough search of the locality in 1984 failed to relocate the plant, but this may have been due to the poor flowering performance as a result of the 1984 drought



Figure 3. Mrs Cherry Turpin's plant of *Erica* × *williamsii* near Croft Pascoe Pool; photographed by Dr David Coombe on 13 September 1982 (Turpin Papers).

'Marion Hughes': flowers pink (H8) to lilac-pink (H11; *vide* Turpin, July 1986); *sepals* unequal, ± 1.5 mm long, hairy on outside below sulcus and inside at tip, sulcus also with hairs, margins with simple hairs and a few gland-tipped, stout hairs near tip; *corolla* ± 5 mm long, glabrous, lobes ± 1 mm; *style* ± 5 mm, tapering, erect; *ovary* ± 1.5 mm tall, sparsely pubescent; *stamens* ± 4 mm, erect, held at mouth; *filaments* straight, stained dark red towards apex; *anthers* without spurs, *thecae* ± 0.5 mm, erect. *Shrub* broad, to 0.25m tall, upright; in Spring young shoots tipped yellow.

Distinctive because of the hairs on the sepals below the sulcus and inside at the tip; stamens not quite emergent.

10. 18 August 1984 — Andrew Byfield and Dr Marion Hughes: on gabbro, about 300m west of Cow-y-Jack Farm (grid reference SW773192), near Polcoverack, not far from St Keveverne (Turpin 1985). Propagated and named 'Cow-y-Jack'. The only other plant of *E.* × *williamsii* found on gabbro was that reported by Miss Lavender Williams in 1924.

'Cow-y-Jack': Flowers pink (H8 above, H16 underneath; *fide* Turpin, August 1986), sparse; *sepals* with simple, non-glandular hairs only; *style* ± 4.5 mm long, tapering, straight; *ovary* ± 1.5 mm tall, with hairs especially on upper part; *stamens* ± 4 mm, erect, almost emergent; *anthers* usually without spurs, thecae small, < 0.4 mm long. *Shrub* to 0.25m tall, spreading to 0.45m, open; in Spring young shoots brilliant yellow.

The best for Spring-colour, and distinguishable by the absence of gland-tipped, stout hairs on sepal margins.

11. 2 June 1990 — Dr David Coombe with Andrew Byfield and members of the BSBI: by a cattle track, between Kynance Farm and Kynance Cove (SW681136) on land recently added to The Lizard National Nature Reserve (Turpin 1991). This plant "is doing well" (Paul Gainey, *per* Rose Murphy to ECN, *in litt.* 10 September 2006).



Figure 4. On the back of this photograph by Dr David Coombe is the following manuscript annotation: "Important for alignment Nigel Davies on E. x williamsii. 30–35m to easterly strainer post S. of Kynance Farm: E. x will, strainer & control tower of R.N.A.S. on Predannack all in line. 4.6.90 SW682½ 138½" (Turpin Papers).

Not named: *Leaves* $\pm 5\text{mm}$ long, $\pm 1\text{mm}$ wide, with stout, gland-tipped hairs spaced along edge, and with short, simple hairs on edge and upper surface. *Bract* $> 3\text{mm}$ long, with very prominent gland-tipped marginal hairs, and a prolonged, thickened, green apex; bracteoles similar but smaller; *sepals* $\pm 2.5\text{mm}$ long, hairy on outer surface especially near base, margins densely clothed with simple hairs, a few gland-tipped, stout hairs, and also near the apex, a few dendritic hairs ($\pm 0.3\text{mm}$ long); *corolla* $\pm 4.5\text{mm}$ long, glabrous; *style* $\pm 5\text{mm}$ long, erect; upper part of *ovary* sparsely covered with relatively long hairs; *stamens* short, $\pm 2.5\text{mm}$ long, erect; *anthers* without spurs, thecae erect, $< 0.5\text{mm}$ long.

This was propagated by Dr Coombe, but it has not been given a cultivar name and may not be in circulation at present. (Description based on fragments in Turpin's herbarium.)

12. 9 September 1999 — Mrs Jean Julian: at Kynance Cove (grid reference

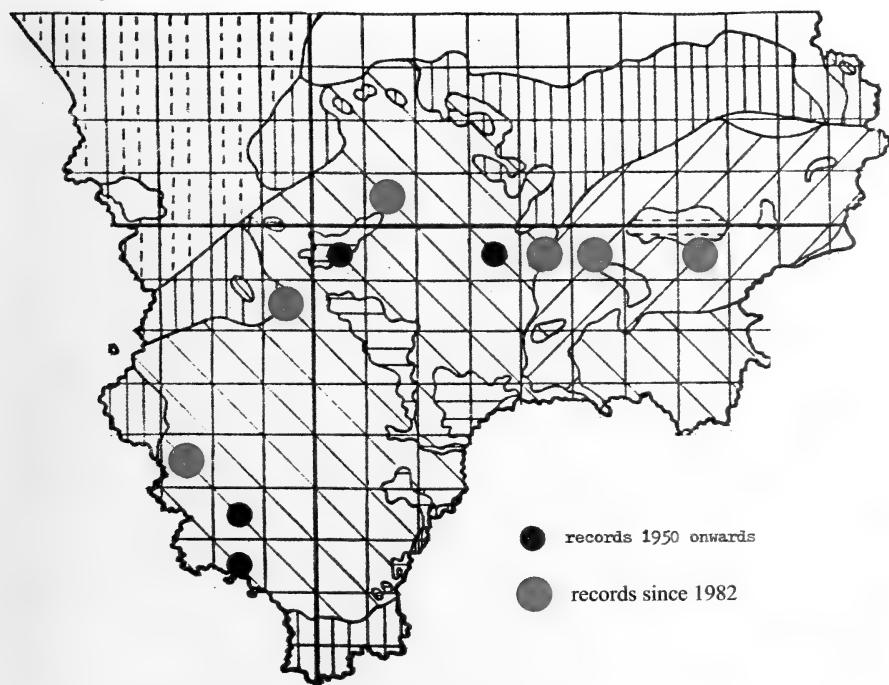


Figure 5. The Lizard, Cornwall, with $1 \times 1\text{km}$ Ordnance Survey grid, showing the squares in which *Erica \times williamsii* has been collected 1950–1999 (modified from Turpin (1982)). The red dots are records made since the original map was compiled by Major-General Turpin in the early 1980s. The black dots indicate the $1 \times 1\text{km}$ squares where plants had previously been found.

SW6813). Propagated and named after the finder.

'Jean Julian': *Flowers* pink (H8) to shell-pink (H16), in umbels on lateral shoots; *corolla* ± 4 mm long, lobes hairless; *calyx* lobes unequal, margins hairy, with few gland-tipped hairs; *style* ± 4 mm long; *stigma* capitellate; *ovary* ± 1 mm tall, pubescent on top; *stamens* ± 3 – 4 mm long; *anthers* large, thecae ± 0.7 mm long, \pm erect and parallel, not prognathous; *filaments* hooked below, sigmoidally curved, with very small spurs at top tucked under anther. Spreading *shrub* to 0.1m tall after 2 years; young growth yellow.

The more prostrate of the clones, forming a spreading shrub, with yellow shoot tips for most of summer. Also distinctive because of its large anthers which more closely resemble those of *E. tetralix* than any of the other clones.

Other plants, of garden origin

There is evidence in Major-General Turpin's notes and herbarium that at least two other clones were propagated and in cultivation in the 1970s and 1980s. One was perhaps a chance seedling in the West Byfleet garden of



Figure 6. This photograph is labelled: "Seedling *Erica* \times *williamsii* Autumn 1979 F. R. Rice's garden, West Byfleet Five cuttings taken 22.7.78" (Turpin papers).

F. B. Rice. A photograph (Figure 4) exists and is annotated "Five cuttings⁵⁵
taken 22.7.78", but no published reference to it has been traced. Another
specimen in the Turpin herbarium is annotated "From Mrs T. Forbes Plaxtol
Aug. 1986", but again no other information has been traced.

At present there are two other named cultivars, both the result of
deliberate cross-pollination:

'Gold Button', raised by Dr John Griffiths, using *E. tetralix* 'Alba Mollis' as
the seed parent, pollen from *E. vagans* 'Valerie Proudley'.



Figure 7. *Erica* × *williamsii* 'Gold Button'.

'Ken Wilson', raised by David Wilson and named after his father, the late
Ken Wilson (1920–2006). It is a selected seedling from *E. tetralix* 'Hookstone
Pink', pollinated by *E. vagans* 'Mrs D. F. Maxwell'. *Flowers* rose-pink H7 (?
H14), fading to shell-pink (H16); *corolla* often with more than 4 lobes; *stamens*
visible at mouth, sometimes petaloid; *filaments* pale pink may be expanded
or fused; *anthers* may be grotesquely malformed or almost absent on petaloid
stamens. *Leaves* pubescent with gland-tipped cilia on edge.

In addition, 'Phantom' (® E.2007:09), a pure white-flowered clone, the

flowers having gold anthers, is in cultivation in Britain and Canada. It was raised by David Wilson from *Erica tetralix* 'Alba Mollis' pollinated by *E. vagans* 'Lyonesse' (D. Wilson to ECN, email 25 August 2006; McClintock (1998: 8) referred to this vaguely).

ACKNOWLEDGEMENTS

My thanks are due to Serena Marner (OXF), Gerardo Mazzetta (TRO), Rose Murphy, Andy Byfield, Arnold Stow, Allen Hall, Professor John Griffiths, David Wilson, Jean Julian, David Small and David Edge, for their assistance at various stages in the preparation of this account.

REFERENCES

- DAVEY, F. H., 1910. *Erica vagans* × *cinerea*. *Journal of botany* **48**: 333–334.
- DAVEY, F. H., 1911. A botanical report for 1909, 1910 ... *Erica vagans* × *cinerea*. *Journal of the Royal Institution of Cornwall* **18**: 383.
- DRUCE, G. C., 1911. New or noteworthy plants. *Erica tetralix* × *vagans*. *The gardeners' chronicle*, series 3, **50**: 388.
- GRIFFITHS, J., 1985. Hybridisation of the hardy ericas. *Yearbook of The Heather Society* **3** (3): 17–34.
- GRIFFITHS, J., 1987. Hybridisation of the hardy ericas. Part 2, *E. × williamsii*, *E. × watsonii*, and new hybrids from *E. manipuliflora*. *Yearbook of The Heather Society* **3** (5): 42–50.
- McCLINTOCK, D. C., 1965. Notes on British heaths 2. Hybrids in Britain. *Yearbook of The Heather Society* **1** (3): 9–17.
- McCLINTOCK, D., 1974. The Cornish hybrid heath *Erica × williamsii* Druce. *The Lizard (Proceedings of The Lizard Field Club)* **5** (2): 3–5.
- McCLINTOCK, D., 1992. David Wilson's hybridisations. *Yearbook of The Heather Society* **3** (10): 51–53.
- McCLINTOCK, D., 1998. *Heathers of The Lizard*. The Cornwall Garden Society.
- NELSON, E. C., 2007 *Erica × williamsii* Druce (*E. tetralix* L. × *vagans* L.): a note on typification. *Watsonia* **26**: 485–486
- TURPIN, P. G., 1984 [“1982”]. The heather species, hybrids and varieties of The Lizard district of Cornwall. *Cornish studies Journal of the Institute of Cornish Studies* **10** (for 1982): 5–17, plates 1–4.
- TURPIN, P. G., 1985. Two new plants of *E. × williamsii* found on the Lizard. *Yearbook of The Heather Society* **3** (3): 66.
- TURPIN, P. G. 1991. Another plant of *Erica × williamsii*. *Yearbook of The Heather Society* **3** (9): 27.
- T[URRILL], W. B., 1911. A hybrid heath. *Bulletin of miscellaneous information* **1911**: 378–379.

Erica × *gaudificans* (*E. spiculifolia* × *bergiana*): Kurt Kramer's second north-south hybrid

E. CHARLES NELSON¹ & ELLA MAY T. WULFF²

¹ Tippitiwitchet Cottage, Hall Road, OUTWELL, Wisbech PE14 8PE, UK.

² 2299 Wooded Knolls Drive, PHILOMATH, Oregon 97370, USA.

'Edeweicht Belle' and 'Edeweicht Blush', described in *Heathers* 2: 19–22 (2005), are the hardy (USDA Zone 7), clonal progeny of two seedlings obtained by Kurt Kramer from *Erica spiculifolia* Salisb. (Balkan heath, Bruckenthalia) pollinated by the Cape heath *E. bergiana* L. As noted in *Heathers* 2, *E. bergiana* is a distinctive heath, notable for its purple, red or pink, urn-shaped flowers (arranged in clusters of four) with reflexed, hirsute sepals, and hirsute leaves and stems. *E. spiculifolia* is also distinctive, unlike any of the other northern hemisphere species. It has tiny, pink or white, bell-shaped flowers clustered in a leafless, terminal inflorescence (raceme), and leaves that are almost hairless (apart from some microscopic spicules at the tips).

The two clones differ from *Erica spiculifolia* especially in their vigour and in possessing bracts and bracteoles at various positions on the pedicel. From *E. bergiana*, they differ in having erect, not reflexed, glabrous calyx lobes, a tubular-campanulate or conical corolla, and leaves with only sparse, microscopic hairs. From both parents, the clones differ in possessing malformed stamens, a characteristic found commonly in such hybrids as *E. × stuartii* (Macfarlane) Masters, and occasionally in *E. mackayana* Bab. Any normal anthers lack spurs. The differences between the two extant clones and the parent species strongly suggest that cross-pollination has resulted in hybridization, and thus that 'Edeweicht Belle' and 'Edeweicht Blush' represent a second instance of a northern *Erica* species crossed with a Cape heath.

The binomial published here for this north-south hybrid is derived from *gaudifico*, I make joyful (Latin). It was suggested by the observation that when Kurt Kramer visited the Wulffs' garden in Oregon during the summer of 2006, he was delighted to see vigorous, floriferous plants of 'Edeweicht Blush'. Several visitors commented on his reaction to seeing the flourishing plants of his hybrid: they noticed that he had a big smile on his face (he is naturally of rather solemn mien).

Erica × *gaudificans* E. C. Nelson & E. M. T. Wulff, **nothosp. nov.**

Holotypus: 'Edeweicht Belle'; cultivated 10 Upper Green, Nanpantan, Loughborough LE11 3SG, United Kingdom, 30 June 2004, *Allen Hall*, s. n. WSY 0077089!

Hybrida artificialis ex Erica spiculifolia et Erica bergiana genita, staminibus male formatis, a vere medio ad autumnum serum florens; ab E. spiculifolia habitu forti fruticoso, ad 0.5m alto, et in pedicellis bractea bracteolisque 1–2 praesentibus differt; ab E. bergiana gelui resistens, flores in racemis ordinatos, in quoque flore calycem glabrum cupulatum lobis erectis corollamque magis minusve campanulatam antherasque sine calcaribus, et folia pilis modo sparsis microscopicis vestita ferens, differt.

Bushy, vigorous *shrubs*, to 0.5m tall. *Shoots* densely puberulous. *Leaves* bright green, scattered, almost spirally arranged or in pairs or in "disarticulated" whorls of 3 or 4; linear, with parallel sides, to 6.5mm long, ±0.5mm wide; sulcate; with hairs along the margins, and sometimes on the under-rolled sides; apex pointed, with spicules (microscopic hairs), terminal hair usually with gland at tip. *Flowers* in contracted, terminal racemes, 8–14(–20) per cluster, central peduncle to ±20mm. *Pedicels* straight or curving, 3–5mm long, red or tinged red, hairless or pubescent, with 1 bract at base (leaf-like, <3mm long, <0.4mm wide), or about ¼ way from base; very rarely also with 1 or 2 bracteoles above. *Calyx* cup-shaped, clasping base of corolla, hairless, ±1.25mm long, 4-lobed; lobes ±0.75mm long, erect, pale green with colourless, fringed margins, fused irregularly for up to 0.5mm (but sometimes one sulcus extending almost to base). *Corolla* campanulate or broad funnel-shaped, or conical, white or pink, glabrous, 3.5–4.5mm long, ±1.5mm in diameter, 4-lobed; lobes erect, rounded, ±1mm wide, ±0.8mm long (¼ length of tube); buds can be pink. *Stamens* 8, not manifest (included), variously malformed, some forming simple petaloid staminodes, others having broadened *filaments*; filaments may coalesce to form a "pseudocorolla"; *anthers* degenerate, often remaining fused in a collar, without spurs; pollen observed. *Style* usually straight, protruding from corolla; *stigma* simple, truncate, with 4 dark-red ovoid carpels; *ovary* indistinctly 4-celled (4-locular) or 8-celled, glabrous, inversely pear-shaped, obovoid or barrel-shaped; ovules numerous.

ACKNOWLEDGEMENTS

Our thanks are due to Philip Oswald (especially for the Latin diagnosis), Allen Hall (for specimens), and Kurt Kramer, for their assistance at various stages in the preparation of this paper. Philip Oswald also suggested the Latin epithet.

Erica × *arendsiana* (*E. terminalis* × *cinerea*): a hardy German hybrid re-created

E. CHARLES NELSON

Tipitiwitchet Cottage, Hall Road, OUTWELL, Wisbech PE14 8PE

Georg Adalbert Arends (1863–1952), of Wuppertal Ronsdorf, the famous German nurseryman and plant-breeder remembered for such plants as *Astilbe* × *arendsii* and the fine heather *Erica* × *darleyensis* 'Silberschmelze', recorded in his autobiography, *Mein Leben als Gärtner und Züchter* (1951), that he had raised seedling from *E. terminalis* crossed with *E. cinerea* (a species usually reluctant to form hybrids). The seedlings did not reach flowering stage because they were killed during a hard winter. This same hybrid has more recently been successfully made by Kurt Kramer; to mark Arends' earlier success, as well as his other contributions to heather gardens, the hybrid is here named *E. × arendsiana*.

The plant presently in cultivation was raised by Kramer who fertilized *Erica terminalis* with pollen from *E. cinerea*. Seedlings were raised in 2000.

The hybrid is hardy; it has survived outdoors, unprotected, temperatures as low as -5°C . Allen Hall has cultivated *Erica* × *arendsiana* in Leicestershire in central England for more than four years, and his observations about its extraordinary flowering behaviour lend credence to the probability that it is a hybrid. Although both parents are summer-flowering species, *E. arendsiana* blossoms through the autumn, winter and early spring sporadically (September to April). Allen Hall (pers. comm., 2006) has examined the pollen and found it to be very irregularly formed, neither in regular tetrads (4 grains together) like that of *E. cinerea*, nor in perfect monads (separate grains) like *E. terminalis*, but variously clumped and often misshapen: most grains aggregated in tetrads, but there were also monads, pairs and triads and some clusters with more than four grains. Moreover, the pollen grains do not take up acetocarmine stain and thus were apparently infertile. While the hybrid has not been confirmed by DNA analysis, the gross morphology, anomalous flowering behaviour, presence of discoloured (i.e. not green) young shoots (a characteristic of other hybrids including *E. × darleyensis*), contorted styles and stamens, and malformed pollen suggest that it is, indeed, a hybrid.

Erica × *arendsiana* E. C. Nelson **nothosp. nov.**

Holotypus: cultivated: 10 Upper Green, Nanpantan, Loughborough LE11 3SG, United Kingdom, 19 February 2006, A. Hall, s. n. WSY0077001!

Hybrida artificialis ex Erica terminali et Erica cinerea genita; frutex erectus, ut minimum 1m altus; surculi juvenes male colorati, viridescentes; folia quadriovticillata; flores obscure rosei; florescentia ab autumno per hiemem ad ver; stamina et stigma saepe male formata; pollen male formatum, neque in tetradibus regularibus (ut in E. cinerea) neque in monadibus (ut in E. terminali) dispositum.

Variable, evergreen *shrub* to 1m tall after 5 years; habit upright. *Shoots* sparsely pubescent, with prominent infrafoliar ridges. Mature foliage mid-green, but young shoots discoloured; *leaves* in whorls of 4, spreading, glabrous, to 8mm long, broadest towards base (to 1.4mm cross) and tapering towards apex; apex with microscopic spicules; margins revolute, sulcus green, to 0.4mm wide and opening at base. *Inflorescences* of 1–4 (or more) flowers in terminal umbels on short, leafy axillary shoots, or in a large many-flowered terminal umbel; usually several inflorescences arranged towards end of a shoot and so appearing racemose. *Flowers* dull pink, palest at base, erect or pendulous. *Pedicel* 5–8mm long, red, sparsely pubescent, straight or curving; bract positioned somewhat above the mid-point, ±1 mm long, narrow-lanceolate, greenish, margins fringed; two bracteoles together in a whorl or separated, about two-thirds way along pedicel, ±1.5mm long, narrow, linear, leaf-like, margins fringed, with prominent sulcus at apex, green, about one-third of length of bracteole. *Calyx* 4-lobed; lobes green, unequal, to 3mm long, to 1mm broad, obovate-triangular, thickened towards apex, free or fused for a very short length at base; margins scarious, with short, simple hairs, sulcus green, open, widest at base, about half the length of the lobe. *Corolla* ovate, ±6mm long, to 3mm broad, glabrous, 4-lobed; lobes ±1mm long, erect. *Stamens* 8; *filament* white, ±0.3mm across at base, tapering gradually upwards and then much expanded (to 0.5mm across) immediately below thecae, sigmoidally curved; sometimes malformed and twisted or contorted; *anthers* dark brown after anthesis, thecae ±1mm long, narrow-elliptical, surface papillate and minutely hirsute, ±0.4mm wide, fused only at base, erect and parallel; pores lateral, situated towards top of theca, ±0.5mm long; spurs narrow, pointed, minutely pubescent, 0.2mm long, projecting downwards; pollen present at least in some anthers, infertile and malformed. *Style* frequently malformed and contorted, with a prominent bend near base; if *not* malformed, ±5mm long, white shading to deep pink at apex, straight, tapering slightly towards apex, ±0.2mm in diameter, emergent; *stigma* capitate, dark pink, ±0.3mm diameter; *ovary* green, barrel-shaped, ±1.5 mm diameter, to 1mm tall, conspicuously ribbed, densely tomentose, 4-locular, with ±15 ovules per locule; lobed *nectary* encircling the base, nectar copious. *Fruit* not formed.

Other specimens: cultivated “typ I (hell)”, Edewecht, Germany, 2003, Kurt Kramer, s. n. (WSY0077062); cultivated “typ II (dunkel)”, Edewecht, Germany, 2003, Kurt Kramer, s. n. (WSY0077063); cultivated, Denbeigh, Creeping St Mary, Ipswich, United Kingdom, 2002, D. J. Small, s. n. (WSY0077066).

ACKNOWLEDGEMENTS

My thanks are due to Philip Oswald (for the Latin diagnosis), Allen Hall (for specimens), and Kurt Kramer, for their assistance at various stages in the preparation of this paper.

THE HEATHER SOCIETY'S PROCEEDINGS 2006

ANNUAL GATHERING AND 34TH ANNUAL CONFERENCE BUXTON, DERBYSHIRE, 8–11 SEPTEMBER 2006

The 2006 Conference was held at the Palace Hotel, Buxton. The venue was excellent, the food superb, the weather outstanding – and the Conference itself was a mixture of interesting talks and visits, plus a good dose of fun.

On Friday evening, after the Conference had been officially opened by the Chairman, Arnold Stow, there was a talk by Chris Dean on “Moors for the Future”.

Chris is the Project Manager of the Moors for the Future Partnership – a 5-year project with a £3 million budget from the Heritage Lottery Fund. Its aim is the restoration and conservation of some of the Peak District's badly eroded moorland habitats. Chris told us that although much of the Peak District is dry heathland, it is the area of blanket bog which is of the most interest, as it is one of the world's rarest habitats and even more threatened than tropical rain forest. It has taken thousands of years for the peat to build up to 4 metres thick in places but, in the last 50 years, large areas have been eroded down to the base rock. The Peak District is visited by 22 million people annually and has 2,100 miles of rights-of-way. Chris told us that the preservation of our heather moorland is of great importance, as 75% of the world's remaining moorland is in the United Kingdom. He showed us pictures of a new Moorland Centre (the Edale Centre) which we were due to visit the next day. It had only recently been completed and was due to be officially opened the following week. We also saw a video clip of heather being sown from a helicopter.

Unusually, we were treated to a second talk that evening. The next speaker was Geoff Eyre, whose talk was aptly entitled “Growing a Heather Moor”. Geoff's family business of agricultural suppliers was started by his great-grandfather back in 1885, and is now run by his son – but Geoff is anything but retired.

Geoff told us that back in the 1980s, 40% of the heather in the Peak District had been destroyed by overgrazing and by fire (which was often used to try and control heather beetle). Once the heather had been lost, the moorland was taken over by *Molinia caerulea* (purple moor-grass) which crowded out any heather seedlings. Geoff decided to do something about it and leased a 7,000 acre site from the National Trust to try out some of his ideas for heather regeneration.

His first idea was to chop up the moor-grass to weaken it, and seed the area with heather. He designed a harvester to harvest the seed from nearby moors; a cold job, which had to be done after the frost had loosened the heather seeds. It took a lot of time and effort to harvest enough to make it worth while. A break-through came when Geoff decided to smoke the seed before sowing, which increased germination dramatically. Since then, Geoff has gone on to develop his own method of pre-germinating seed, which, once the moor-grass has been killed off, is then mixed with water and sprayed on to the moor, using a sprayer on the back of a tractor. Over the last 18 years Geoff has been successful in regenerating large areas of moorland.

On Saturday, we left by coach for the Edale Centre. The Society was the very first group to visit this impressive new environmentally friendly building, the purpose of which is to interest and educate the general public about the importance of moorland habitats. The building even has a living roof – not heather unfortunately – but a colourful mass of stonecrop (*Sedum*).



Figure 1. Part of the Annual Gathering listening to Geoff Eyre talking about heather restoration.
© Daphne Everett



Figure 2. The Saturday morning field-trip with Geoff Eyre. *Calluna* regenerating on the Derbyshire moors, with Heather Society members on the skyline. © Charles Nelson

The next stop was on the moors, to see an example of Geoff's regeneration work. The results, after just three years, was quite impressive and he was able to point out other areas where he had succeeded in re-creating heather moorland from grassy waste.

The afternoon was taken up with a visit to Chatsworth. Not many heathers to be seen – but a very impressive house and garden. On the way home, our coach driver, Idris, pointed out places of interest and kept us all in holiday mood with his fund of “cheerful” stories, about such things as the place on the hills where a little dog loyally stayed by the side of his dead master for three months. The dog was rescued, only just alive, and a memorial was commissioned in his honour, but the little dog died before it was unveiled. And – there was the young lady who threw herself off the cliffs because she was jilted by her lover; her wide skirt formed a parachute and she survived, only to die of consumption shortly afterwards. As we passed through the village of Eyams, Idris was naturally in his element with the tale of the time



Figure 3. The Hon. Secretary, Jean Julian admiring a "sculpture" in the grounds of Chatsworth House, Derbyshire. © Charles Nelson.

when a travelling tailor brought the plague to the village. So as not to spread the infection further, the Vicar persuaded everyone to stay in the village in isolation, which they very bravely did. Food was brought to a well some distance away and left for them. Sadly, most of the villagers died in the outbreak, but their sacrifice is still remembered.

The Saturday programme concluded, after dinner, with an interesting talk by Derek Spicer, owner of Kilworth Conifers and Chairman of the British Conifer Society, which was formed only four years ago. We were treated to some spectacular close-up pictures of conifers (too numerous to mention) and also some of gardens around the world. These included the beautiful Swedish garden of Heather Society member, Brita Johannson (Derek thought that Brita's collection of conifers was the best he had ever seen) and a Dutch garden full of strange conifer novelties created a lot of comment.

Norwegian member, Egil, brought the evening to a close with some outstandingly beautiful slides and two traditional ballads – one Norwegian and one Scottish (the latter he sang with a Norwegian-Scottish accent!).

The AGM was held on Sunday morning. As there was a report on the AGM in the Autumn 2006 *Bulletin*, there is no need to say more, except that the Honorary Membership, awarded to Dr John Griffiths on the day, was well deserved.

After coffee, Barry Sellers and David Small each gave a talk with the overall title "The appeal of Capes". Barry's was a fascinating day-by-day account of the two-week tour of South Africa that he and eleven other members went on, back in 2003. To see the wonderful Cape heaths growing in the wild sometimes involved quite a trek. One particular day was a 24 kilometre hike through the Kogelberg Biosphere Reserve. This walk had to be pre-booked and groups of twelve people, with a guide, were taken through the reserve. They were told that once someone started the walk they *had* to finish – there was no turning back. As well as the beautiful Cape heaths, the group saw whales, penguins, baboons and some wonderful scenery.

This was followed by "Experiences in growing Cape heaths" in which David took us back to 1960, when he attended a Heather Society AGM in London. Everyone had a heather buttonhole and he was fascinated by the one the then Honorary Secretary, Constance MacLeod was wearing, which David didn't recognise as a heather and which he was told was a Cape heath. He begged the buttonhole from her and managed to propagate from it. So began Denbeigh Heathers and David's love of Cape heaths.

David took us through the trials and tribulations, successes and failures, that he had experienced in his search for the ideal growing conditions for such a diverse group of plants. His latest investment is in a 20x10m polytunnel, where he grows each species in three sizes of pot: 20 plants in 9cm pots; 6 plants in 2 litre; 2 plants in 20 litre. Judging by the beautiful photographs with which David finished his talk, he has indeed learnt a lot about growing Cape heaths during the last 40 years. The last picture David showed was of a lovely *Erica* hybrid, which David and Anne had named 'Ghislaine', in honour of their granddaughter.

On Sunday afternoon it had been hoped that we could visit Barncroft Nurseries, near Leek. However, as its owner, Stuart Warner, was at a Plant Fair in Buxton on that day, it wasn't possible. The afternoon was therefore free to wander. We, as probably most people did, visited the Pavilion Gardens, which was full of families enjoying a sunny Sunday afternoon, and had a chat with Stuart and his sister, Heather, at the Plant Fair. As usual, we were tempted and spent too much money on plants to take home.

After dinner on Sunday, six crack teams, "The Clueless Crusaders", "The Calluna Calamities", "Past Era", "The Fabulous Failures", "The Three

Cheetahs" and "The Buxom Buxton Belles" pitted their wits against each other in a hilarious quiz, produced from the cunning mind of our Registrar and *Yearbook* editor, Charles Nelson. Most of the quiz was reproduced in last Autumn's *Bulletin* 19. After a tie-break finish, "The Fabulous Failures" – Allen Hall, Phil Joyner and Maurice Everett – were declared worthy winners.

And so, with heartfelt thanks to Conference organiser, Susie Kay and her able assistant, Alan, the 35th annual Conference came to a close.

DAPHNE EVERETT

RECENT PUBLICATIONS

- BURRING, J. & Van der WALT, L., 2006. The weed exchange. *Veld & flora* **92** (1): 18–22.
 "A new garden at Kirstenbosch puts the spotlight on problem plants South Africa has given the world": in other words, species that are now weeds. Includes *Erica baccans* (illustrated) naturalized in Western Australia.
- HITCHCOCK, A., 2006. Restoration conservation at Kirstenbosch. *Veld & flora* **92** (1): 40–44.
 "Invaluable plant restoration work in the highly threatened ecosystems on the Cape lowlands." *Erica turgida* and *E. verticillata* (both illustrated), both "extinct" species, being replanted in the wild at Rondevlei Nature Reserve and at Kenilworth Racecourse.
- MILES, S., 2006. *Erica verticillata* in the Cedarberg. *Veld & flora* **92** (3): 163.
 Extinct species growing in a garden; with a response by Anthony Hitchcock about the possibility of "genepool contamination", and recommending that such plants should not be allowed to set seed "and escape into the wild".
- TURNER, R., 2006. The golden oval. *Veld & flora* **92** (3): 140–145.
 Kenilworth Racecourse restoration report; a "land-locked island-remnant of Acid Sand Plain Fynbos and Seasonal Wetland". Regenerating species include *Erica margaritacea* "flourishes ... having been exterminated in all of its other historical localities", *E. capitata* (illustrated), and four others, but *E. turgida* is not doing so well as almost all plants reintroduced from cultivated sources in 2005 were dead by early 2006.

Supplement VII (2007) to *International register of heather names*

Registered cultivars.

Calluna vulgaris

‘Amla’

Reg. no. C.2006:02: registered on 2 January 2006 by Torgny Karlsson, Glimakra, Sweden.

Corolla heliotrope (H12); flowers on rust-red pedicels, single, August–mid-September; foliage lime-green with more yellow tips, turning bronze-yellow in Autumn. Habit low, dense, spreading; 20cm tall, 50cm broad after 5 years because each shoot (even flowering ones) curves downwards; it does not need pruning. Very hardy.

Chance seedling found in a pot containing a “big ‘Arran Gold’ ... used as a mother plant to take cuttings from”; found at Glimakra, about 2000.

Established here.

‘Bright Velvet’

Reg. no. C.2006:05: registered on 29 October 2006 by Albert Bosch, Westerlee, Netherlands.

Flowers white; foliage pure grey, without a trace of green; habit erect.

Sport on ‘Velvet Fascination’, found by Albert Bosch in 1994 on nursery.

Ericultura 143: 9 (2006).

‘Copper Splendour’

Reg. no. C.2006:06: registered on 29 October 2006 by Albert Bosch, Westerlee, Netherlands.

Flowers mauve (H2); foliage scaly (makes one think of a conifer), orange-yellow in Summer, deepening to red-copper in Winter with orange foliage in heart of plant; habit strongly erect with stiff branches.

Sport on ‘Manitoba’, found by Albert Bosch in 1999 on nursery.

Ericultura 143: 9 (2006).

‘Haalboom’s Red’

Reg. no. C.2006:04: registered on 11 September 2006 by Firma W. Haalboom en Zn, Driebergen, Netherlands.

Corolla helder rood (zoals ‘Dark Beauty’); August–September; foliage groen/ friskgroen; habit breed opgaand. “Het is een mooie, gezonde cultivar met opvallende bloemkleur en rijkbloeiend”.

Deliberately bred, about 2003, by H. Hoekert, kwekerij Hoekert BV Oldebroek; selected and named by Henk Haalboom.

Ericultura 143: 10 (2006).

'Milky Way'

Reg. no. C.2006:07: registered on 29 October 2006 by Albert Bosch, Westerlee, Netherlands.

Flowers white; foliage light green, new growth white that lasts a long time; habit compact, erect.

Sport on 'Poolster', found by Albert Bosch in 1998 at nursery.

Ericultura 143: 10 (2006).

'Oregon Glow'

Reg. no. C.2006:03: registered on 1 March 2006 by Ella May T. Wulff, Oregon Heather Society, USA.

Flower ruby; foliage dark green; habit vigorous, upright. Differs from other cultivars in its much-branched, long inflorescence and striking deep colour.

Chance seedling in patch of naturalized *Calluna*, at Yachats, Oregon, USA, found and selected by Ella May T. Wulff in 2001.

Established here. *Heather news quarterly* 30 (1): 2 [name only] (2007).

'Rosita'

Reg. no. C.2006:01: registered on 23 January 2006 by Kurt Kramer, Edeweicht, Germany.

Knospenblüher, dunkelrosa, August-Dezember; foliage hellgrün; habit aufrecht. "Die Knospen sind wesentlich dunkler als bei 'Pink Alicia'."

Sport on 'Alicia', found by Kai Müssig (Miltenberg, Germany) on 4 October 2002 in Miltenberg; CLL 299 submitted for plant breeders' rights, 6 September 2004, to Bundessortenamt Hannover.

Established here.

Daboecia***D. cantabrica* 'Barneveld's Glorie'**

Reg. no. D.2006:01: registered on 20 March 2006 by G. van Hoef, Barneveld, The Netherlands.

Flowers single; corolla Purple Violet 81A; calyx Greyed Purple 184B; July–October; foliage "zomer: geel-groen 153A; winter: bruin rode verkleuring 178A"; habit "Breed opgaand". "Bijzonder het gele loof in contrast met de donkere bloem. Speciaal het jonge loof is geel met bronskleurige groeitoppen."

Chance seedling; found in July 2002 by G. van Hoef; "als zaailing in een pot met *D. × scotica* 'Bearsden'."

Ericultura 143: 10 (2006).

Erica**'May Queen Ina'**

Reg. no. E.2006:03: registered on 11 June 2006 by Satoshi Miwa, Japan.

Corolla 20mm long, <6mm diameter, hairy, rose pink (H7); lobes darker spreading; calyx dark green (N134A-RHSCC), <4mm long; very floriferous; foliage dark green (N134A-RHSCC); habit upright, forming a well-branched shrub.



Figure 1. *Erica* 'May Queen Ina' (courtesy of Satoshi Miwa)

Around 2000, some staff of a plant trading company brought a single plant from USA, and the plant was brought to Tsuyoshi Kinoshita through some other persons. It has been marketed in Japan as pot-flower in recent years (since 2002) under the name *Erica ventricosa* "grandiflora"; it is not *E. ventricosa*, flowers larger, corolla not glabrous.

Engei Nyusu Reta no. 53: 28-29 (photograph on back cover) (2006).

E. carnea 'Rubens' Palette'

Reg. no. E.2006:08: registered on 29 October 2006 by Albert Bosch, Westerlee, Netherlands.

Flowers single, magenta (H14), bigger than normal; foliage dark green, bronze-green in Winter; habit compact, broad spreading with upstanding branchlets.

Origin not known; found by Albert Bosch about 1985 at nursery as a single plant in a batch of plants, bought elsewhere, without a name.

Ericultura 143: 11 (2006).

E. × darleyensis 'Golden Perfect'

Reg. no. E.2006:09: registered on 29 October 2006 by Albert Bosch, Westerlee, Netherlands.

Flower white; calyx green; foliage pure yellow, yellow-green in Winter, does not burn in sun; habit broad, spreading, more compact than most *E. × darleyensis*

Sport on 'White Perfection', found by Albert Bosch in 1995 at nursery.

Ericultura 143: 11 (2006).

E. × darleyensis 'Stieneke'

Reg. no. E.2006:05: registered on 17 September 2006 by Fa. W. Haalboom en Zn, Driebergen, Netherlands.

Corolla wijnrood (H 14); foliage "heldergeel in zomer, oranjegeel tot oranjerood in winter"; habit "breed spreidend". "Het is een zeer gezonde, rijhbloeiende plant met geel loof."

Sport from 'Kramer's Rote', found by H. Haalboom sr in 1997 at Kwekerij Fa. W. Haalboom en Zn, Driebergen.

Ericultura 143: 11 (2006).

E. × darleyensis 'Winter Surprise'

Reg. no. E.2005:08: registered on 31 December 2005 by Kurt Kramer, Edewecht, Germany.

Corolla & calyx rosa; November–April; foliage dunkelgrün; habit breit-aufrecht. "Blüht früher und hat größere Blüten als 'Spring Surprise'."

Sport on 'Spring Surprise', found by Johannes van Leuven (Geldern, Germany), in November 2004. Clone ER190 submitted for plant breeder's rights on 29 August 2005 to Bundessortenamt Hannover.

Established here.

E. × garforthensis 'Craig'

Reg. no. E.2006:04: registered on 18 August 2006 by Dr John Griffiths, Garforth, Yorkshire.

After hard pruning, a compact, grey-green shrub, about 1m tall; new growths brighter green than mature foliage; corolla pink (H8); not free-flowering.

The "original" (only surviving) clone of the batch of seedlings raised in 1983, the progeny of *E. tetralix* 'Bartiney' × *E. manipuliflora* 'Aldeburgh'.

Named after Dr & Mrs Griffiths's first grandson, Craig Simpson.

Established here.

E. multiflora 'John Tucker'

Reg. no. E.2006:06: registered on 1 October 2006 by The Registrar, The Heather Society.

Upright shrub, 0.5(–1)m tall; foliage glossy, dark green; flowers in 3s in leaf axils; corolla white, narrow-urceolate, to 4.5mm long, *c.* 2.5mm diameter (*c.* 1.5mm at throat); anthers dark brown, exerted a little; calyx and pedicel white; February–May.

Seedling raised probably in the late 1980s or early 1990s by John R. Tucker (d. July 2006) (Worthing, Sussex); subsequently propagated vegetatively. The origin of the seed is uncertain: it was said to have come from South Africa, which is highly improbable. The plant was originally labelled "*Erica longifolium*", but subsequently identified as *E. multiflora*.

Established here.

E. × veitchii 'Westbourne Grove'

Reg. no. E.2006:02: registered on 20 April 2006 by Allen Hall, Loughborough.

Shrub, very floriferous; flowers small, campanulate, pink in bud, white later, style does not protrude; pollen infertile.

Chance seedling of unknown origin; purchased c. 1980 from a nursery in Westbourne Grove, Bayswater, under the name *E. arborea* 'Alpina'.

Established here (see p. ii (frontispiece)).

E. × watsonii 'Claire Elise'

Reg. no. E.2006:07: registered on 3 October 2006 by Dr John Griffiths, Garforth, Yorkshire.

Flowers deep magenta-pink (amethyst H1[–H12]), in short racemes; foliage dark green, hirsute, cilia glandular; leaves in whorls of 3 or 4 or spirally arranged, pubescent when young, becoming almost glabrous; shoots with golden tips in Spring; stems hirsute with long, gland-tipped hairs, and dense, short hairs; internodes beneath racemes increase in length upwards; habit compact to 15cm tall, spread to 40cm across.

Selected seedling from deliberate cross of *E. ciliaris* 'Corfe Castle' × *E. tetralix* 'Con Underwood, made on 1 August 1982; first flowered in 1987; bred and selected by Dr John Griffiths.

Named after Claire Elise Simpson (née Griffiths), daughter to Dr & Mrs Griffiths.

Established here.

Other names (not registered) new to the *International register of heather names*

Calluna vulgaris

ABIGAIL: trade designation employed in 2004 by Better by Nature Plants when marketing bud-blooming *Calluna* in USA. (Described as an "Exclusive New Variet[y] for 2005. ... our Callunas are evergreen perennials with exceptional 'Better by Nature' bud blooming qualities. ... All plants are currently registered [sic] or Plant Patent applied for (PPAF)." The plants were all effectively re-named, given trade designations contrary to the ICNCP.

'Amethysta': Eigenzüchtung Krebs (Heidböhl-Baumschule Jürgen Krebs, Hoyerhagen, Germany).

'Anastasia': CLL 281; submitted for plant breeders' rights in Germany on 16 August 2004 by Eden's Creations B.V (Oldebroek, Netherlands).

'Blanca': CLL 342; submitted by Peter Herzog (Westerstede, Germany) for plant breeders' rights in Germany..

'bunte Silver Cloud': Sport aus 'Silver Cloud' ..."; Eigenzüchtung Krebs (Heidböhl-Baumschule Jürgen Krebs, Hoyerhagen, Germany).

'CKRED 4': CLL 301; submitted by Karl Bückers (Goch-Nierswalde, Germany) for plant breeders' rights.

- 'CKWHI 1': CLL 251; submitted by Karl Bückers (Goch-Nierswalde, Germany) for plant breeders' rights.
- 'CKWHI 2': CLL 254; submitted by Karl Bückers (Goch-Nierswalde, Germany) for plant breeders' rights.
- DARK PINK ALICIA: trade designation; this name is being widely used, despite being rejected; cf 'Dapiali'.
- 'Dina': CLL 343; submitted by Peter Herzog (Westerstede, Germany) for plant breeders' rights.
- EMILY: trade designation employed in 2004 by Better by Nature Plants in USA (cf ABIGAIL).
- 'Freckles': Eigenzüchtung Krebs (Heidböhl-Baumschule Jürgen Krebs, Hoyerhagen, Germany), 2004.
- 'Gelb-Grün-Weiß': Eigenzüchtung Krebs (Heidböhl-Baumschule Jürgen Krebs, Hoyerhagen, Germany).
- 'Gent': CLL 294; submitted for plant breeders rights to Bundessortenamt, by Lieven de Wade (Oostakker, Belgium); granted 12 April 2006. The name had previously been applied to CLL 231.
- HAILEY: trade designation employed in 2004 by Better by Nature Plants in USA (cf ABIGAIL).
- HANNAH: trade designation employed in 2004 by Better by Nature Plants in USA (cf ABIGAIL).
- 'Heidböhl': **rejected** because it contains the vernacular name of the genus "heide": "Mutation aus 'Dark Beauty'"; Eigenzüchtung Krebs (Heidböhl-Baumschule Jürgen Krebs, Hoyerhagen, Germany); listed as new in 2006.
- 'Ines Jacke': CLL 250; submitted for plant breeders' rights in Germany on 2 September 2003 by Ernst Jacke (Elsdorf, Germany); name changed during trial.
- ISABELLA: trade designation employed in 2004 by Better by Nature Plants in USA (cf ABIGAIL).
- 'Justin': CLL 304; submitted for plant breeders' rights in Germany on 10 November 2004 by Herrn Reiner Ooster (Wardenburg, Germany).
- KAITLYN: trade designation employed in 2004 by Better by Nature Plants in USA (cf ABIGAIL).
- KAPELS GELBE: trade designation for 'Dart's Parrot'.
- KAYLEE: trade designation employed in 2004 by Better by Nature Plants in USA (cf ABIGAIL).
- MADISON: trade designation employed in 2004 by Better by Nature Plants in USA (cf ABIGAIL).
- 'Moon Garden': Eigenzüchtung Krebs (Heidböhl-Baumschule Jürgen Krebs, Hoyerhagen, Germany); listed as new in 2006.
- 'November Red': **rejected**; listed by Jürgen Krebs (Heidböhl-Baumschule Jürgen Krebs, Hoyerhagen, Germany) in 2006 as a synonym for 'Perestroika' [sic].
- OLIVIA: trade designation employed in 2004 by Better by Nature Plants in USA (cf ABIGAIL).

- 'Petronella': CLL 210; submitted by Firma Rainer de Winkel & Sohn GbR (Gartenbau) (Goch, Germany).
- 'Pink Marlies': listed as available from JacekWolski (Konstantynów Łódzki, Poland). The same name, as "pink Marlies", is apparently listed as a "synonym" for 'Marleen'. on http://www.robertmayer.de/html/fs_start.html.
- 'Red Beauty': **rejected**: CLL 302; submitted by Franz Maassen und Gerd Canders (Straelen, Germany) for plant breeders' rights.
- 'Red Lips': listed as "new" by Jurgen Krebs (Heidböhl-Baumschule Jürgen Krebs, Hoyerhagen, Germany) in 2006 but not claimed as his own raising.
- 'Rosa Bella': **rejected**: "Sport aus 'Marlies'"; Eigenzüchtung Krebs (Heidböhl-Baumschule Jürgen Krebs, Hoyerhagen, Germany).
- 'Soraja': CLL 283; submitted for plant breeders' rights in Germany on 16 August 2004 by Eden's Creations B.V. (Oldebroek, Netherlands); name changed whilst still on test to 'Sylke'.
- 'Tom': CLL 319; submitted by Reiner Ooster (Wardenburg, Germany) for plant breeders' rights, 1 September 2005.
- 'Tschernobyl': error for 'Chernobyl'.
- UO WHITE: trade designation employed in 2004 by Better by Nature Plants in USA (cf ABIGAIL).

Daboecia

D. cantabrica

- 'Roter Sämling': listed in 2006 by Heidböhl-Baumschule Jürgen Krebs (Hoyerhagen, Germany).

Erica

E. carnea

- 'Heideglut': **rejected** because it contains the vernacular name of the genus "heide": "Mutation an 'Myretoun Ruby' von H. Thieleke gefunden"; Jürgen Krebs (Heidböhl-Baumschule Jürgen Krebs, Hoyerhagen, Germany) listed it as new in 2006.
- 'Kati': "Mutation an 'Madame Seedling' von H. Thieleke gefunden"; Jürgen Krebs (Heidböhl-Baumschule Jürgen Krebs, Hoyerhagen, Germany): listed this as new in 2006.
- 'Roter Sämling': listed by Jürgen Krebs (Heidböhl-Baumschule Jürgen Krebs, Hoyerhagen, Germany) in 2006 as new, but not claimed as his own plant.

E. cinerea

— 'Eiddler's Gold': **typographic error** for 'Fiddler's Gold'. Haslo Ogrodnicze 4/2005.

E. gracilis

- 'Bayernblut': "kwiaty czerwonoróżowe, krzewinki duże i szerokie, kwitnienie obfite." Haslo Ogrodnicze 4/2005.
- 'Globularis': **rejected** because it is a Latin word: "najważniejsza odmiana we Francji, kwiaty ma mniejsze niż inne odmiany, lecz bardzo liczne, mogą być różowe, lososiowe lub miedzianoczerwone, rozwijają się późno, lecz długo." Haslo Ogrodnicze 4/2005.
- 'Typ Schmidbauer': "kwiaty ciemnoczerwone i duże." Haslo Ogrodnicze 4/2005.

Third International Heather Conference

31 July through 4 August 2008

Victoria, British Columbia, Canada

First Announcement and Call for Research Papers on aspects of plants in the genera *Calluna*, *Daboecia* and *Erica*, commonly called heathers.

International Heather Conferences are held every four years (earlier conferences were in Germany and Scotland) and are open to anyone with an interest in heathers. These conferences are primarily horticultural in emphasis but also include design and scientific research components.

Research contributions on any topic related to heathers are welcome. Manuscripts will be considered for publication in *Heathers*, the yearbook of The Heather Society, following peer-review.

To receive the second announcement, or for more information, contact: ewulff@peak.org and include the area of your proposed presentation.

THE HEATHER SOCIETY

Chairman: (email: ajs@widmour.freeserve.co.uk)

Mr A.J. Stow: Widmour, Limmer Lane, High Wycombe, Buckinghamshire, HP12 4QR.

Secretary and Slide Librarian: (email: jeanjulian@zetnet.co.uk)

Mrs J. Julian: Matchams, Main Street, Askham Richard, YO23 3PT.

Treasurer: (email: pjoyner@supanet.com)

Mr. P. Joyner: 84 Kinross Road, Rushington Manor, Totton, Southampton, SO40 9BN.

Editor of *Bulletin*: (email: everettbannut@zetnet.co.uk)

Mrs D. Everett: The Bannut, Bringsty, WR6 5TA.

Administrator & Registrar: (email: admin@heathersociety.org.uk)

Dr. E.C. Nelson: Tippitiwitchet Cottage, Hall Road, Outwell, Wisbech, Cambridgeshire, PE14 8PE

All material for the 2008 issue of the *Yearbook of The Heather Society* must reach the Editor not later than 31 October 2007.

Articles may be submitted by e-mail.

Editor of *Yearbook*

Dr. E. Charles Nelson

Tippitiwitchet Cottage, Hall Road, Outwell

Wisbech, Cambridgeshire, PE14 8PE

Tel: 01945 774 077

e-mail: admin@heathersociety.org.uk

Design & typesetting: David Small.

DATES OF PUBLICATION OF YEARBOOKS

Heathers 1: 10 March 2004

Heathers 2: 26 February 2005

Heathers 3: 1 March 2006

CONTENTS

Frontispiece	<i>Erica</i> × <i>veitchii</i> 'Westbourne Grove'	ii
CARL LINNAEUS: A TERCENTENARY CELEBRATION		1
	<i>Erica manipuliflora</i> 'Olivia Hall'	4
E. G. H. Oliver	Linnaeus' Cape species of <i>Erica</i>	5
SCANDINAVIAN HEATHER GARDENS		
Margareta Dahlin	Because of a heather show ...	11
Judy Wiksten	Learning geography in Sweden	15
Bengt Berntsson	Our weekend heather garden	17
Eileen Petterssen	Our Conference Garden in Norway	19
Eva Wallius	My heathers	22
Viiivi Sallinen	<i>Erica tetralix</i> in Finland and Scandinavia	24
C. Rogers	In praise of found-lings	27
Anna Walker	"A lucky find": the finding of <i>Erica carnea</i> 'Springwood White'	33
A. T. Johnson	<i>Erica carnea</i> 'Springwood'	34
Daphne Everett	Abbotswood Gardens – one hundred years of heathers	35
B. Sellers	International heather gardens 3: Kirstenbosch National Botanic Garden, Cape Town, South Africa.	41
E. C. Nelson	Williams's heath: the wild-collected clones	45
E. C. Nelson & Ella May T. Wulff	<i>Erica</i> × <i>gaudificans</i> (<i>E. spiculifolia</i> × <i>bergiana</i>): Kurt Kramer's second north-south hybrid	57
E. C. Nelson	<i>Erica</i> × <i>arendsiana</i> (<i>E. terminalis</i> × <i>cinerea</i>): a hardy German hybrid re-created	59
THE HEATHER SOCIETY'S PROCEEDING 2006		
Annual Gathering & 35th Annual Conference, Buxton, Derbyshire 8–11 September 2006		61
RECENT PUBLICATIONS		66
Supplement to the <i>International register of heather names</i> – VII (2007)		67