

AL1.821

CANADIANA  
C2  
MAY 12 1986

HOME TEST REPORT  
April 1 - 15, 1986

This report contains a list of boars and gilts which completed the ultrasonic home test during the past two weeks. It is available to pig producers as an aid in selecting quality breeding stock. Information in the report is intended to reflect the relative potential breeding worth of animals listed in terms of economic traits measured. These traits are carcass quality in terms of backfat and growth rate from birth to 90 kg.

Information Reported

1. Information listed for each tested pig consists of: (a) breeder; (b) sire identification and EBV; (c) pig identification; (d) age (days) adjusted to 90 kg liveweight; (e) average backfat (mm) adjusted to 90 kg and (f) index of the pig compared to its contemporaries.
2. Home test herd averages are shown where 20 or more pigs by sex and breed were tested from the herd during the previous twelve month period. This average is the one against which all pigs in the current report are indexed. Animals of average economic merit will index 100. Boars or gilts with superior performance will be reflected by an index over 100.
3. It is important to remember that between-herd comparisons should not be made on the basis of home test data. Differences in environment, nutrition and management between farms will render such comparisons invalid.
4. Between herd comparisons should be made on the basis of the sires Estimated Breeding Values (EBV). EBV's are an estimate of the genetic value of the sire for backfat (mm at 90 kg) and growth rate (days to 90 kg). They are obtained by comparing the performance of each sire and of their relatives compared to all other sires and dams in Western Canada using a computer statistical model called the best linear unbiased prediction (BLUP) method. Across herd comparisons of sire EBV's are valid because the management of the herd in which each record has been corrected for. EBV's are based on 0, which is the average for Western Canada, the greater the negative number the more likely the sire's progeny will genetically reduce backfat and/or age. The greater the positive EBV's the greater the likelihood the sire's progeny will show genetic increase in backfat and/or growth rate. Where no EBV's are shown, sires are too new to have been evaluated.
5. EBV's are available for dams from the breeders on the program. The Pork Industry Branch also has EBV's from other regions in Canada.

How To Use This Report

(See Reverse)

BOARS

1. Find a sire which exhibits those performance EBV's that you consider most important in the breed that fits into your intended breeding program.
2. Narrow your field of farms due to distance, health considerations, etc.
3. Find the highest indexing boar(s) from the sire you have chosen and phone the breeder to ascertain if they are available and physically sound, cost, etc.
4. Go examine the boar(s) yourself if you wish to make a final judgement to close the sale.

GILTS

1. Determine what breeds or crossbreeds will fit in best to your intended breeding program.
2. Limit your choices of farms due to distance, health status, etc.
3. Find the farm(s) with the best overall performance in the breed(s) you have identified and phone them as to availability, price, etc.
4. Visit the farm yourself to make final determination regarding soundness and suitability, etc.

The animals reported have not been evaluated for physical or breeding soundness and health status. These assessments must be made by the selector.

Prepared by:

Lajos Hajdu  
Senior Swine Technician  
Alberta Agriculture, Pork Industry Branch  
#204, 7000 - 113 Street  
EDMONTON, Alberta  
T6H 5T6  
Phone: 427 - 5319

## BOARS

BREEDER & TELEPHONE	SIRE IDENTIFICATION	SIRE E.B.V.		PIG IDENTIFICATION	BACKFAT (MM) TO 90 KG	AGE DAYS TO 90 KG	INDEX
		FAT (MM)	AGE (DAYS)				
<u>YORKSHIRE</u>							
Braat, J. Coaldale 327-9757	12 month average			140 pigs	(11.7)	(147)	
	ANZI 3863P	-1.9	+7.8	ARBF 744T	10.9	16.7	68
	"			" 763T	9.6	156	100
	"			" 764T	7.8	153	119
	ANZI 832S	-2.2	+0.4	" 784T	10.3	148	110
	"			" 785T	11.8	171	53
	"			" 797T	14.2	141	93
	"			" 829T	10.6	135	133
Five Lakes Farms Mayerthorpe 786-4373	12 month average			199 pigs	(13.1)	(163)	
	AOET 1395S			JKAA 1192T	15.4	187	38
	JKAA 982S			" 1231T	15.2	177	55
	JKAA 0792P	-0.5	-0.8	" 1251T	13.5	167	90
	"			" 1254T	15.0	159	83
	"			" 1262T	15.4	164	71
	"			" 1263T	14.0	159	95
	"			" 1264T	13.5	167	90
	"			" 1266T	16.9	167	48
	"			" 1267T	15.6	169	61
	JKAA 561S			" 1270T	15.0	141	108
	JKAA 0792P	-0.5	-0.8	" 1280T	15.4	143	100
	"			" 1282T	13.4	144	123
Maschmeyer, D. Bruderheim 998-2845	12 month average			68 pigs	(14.5)	(143)	
	HILL 284S			DOUG 362T	12.1	159	96
	"			" 364T	15.4	162	61
	"			" 365T	11.1	148	124
	"			" 367T	10.8	154	117
	"			" 368T	9.5	162	117
McCarthy, J. Lindale 542-4531	12 month average			42 pigs	(14.3)	(145)	
	ASZT 284S			ASZT 354T	13.5	152	91
	"			" 355T	14.1	152	88
	"			" 356T	12.7	143	113

BREEDER & TELEPHONE	SIRE IDENTIFICATION	SIRE E.B.V.		PIG IDENTIFICATION	BACKFAT (MM) TO 90 KG	AGE DAYS TO 90 KG	INDE
		FAT (MM)	AGE (DAYS)				
West, N., T.J. & L. Radway 736-3790	12 month average ATED 53S			28 pigs ATED 331T	(14.8) 14.8	(163) 149	120
<u>LANDRACE</u>							
Braat, J. Coaldale 327-9757	12 month average ASDZ 541S "			(Not Available) ARBF 809T " 810T	15.0 12.2	147 149	
Maschmeyer, G. Bruderheim 998-2845	12 month average HILL 14T " "			(Not Available) HILL 42T " 43T " 44T	12.6 17.1 16.0	147 143 152	
<u>LACOMBE</u>							
Five Lakes Farms Mayerthorpe 786-4373	12 month average CC 168S " JA 503R KR 1303S " JA 503R KR 1303S	-0.4 0.0 -1.8 0.0 -1.8	-10.0 + 6.0 + 1.7 + 6.0 + 1.7	139 pigs JA 440T " 442T " 466T " 470T " 472T " 482T " 492T	(14.3) 17.1 14.0 12.0 17.0 14.4 19.5 16.0	(161) 165 150 138 145 150 150 150	60 118 158 89 113 52 94
<u>HAMPSHIRE</u>							
Five Lakes Farms Mayerthorpe 786-4373	12 month average AJCM 1003S	+0.2	+2.1	51 pigs JKAA 1213T	(13.1) 13.2	(166) 170	93
<u>DUROC</u>							
Braat, J. Coaldale 327-9757	12 month average ANZI 311R " " " " "	+0.8	-0.3	36 pigs ARBF 768T " 769T " 770T " 771T " 824T " 825T	(12.3) 13.2 12.8 11.7 11.5 16.4 15.3	(146) 168 161 157 155 142 145	44 62 83 90 60 65

BREEDER & TELEPHONE	SIRE IDENTIFICATION	SIRE E.B.V.		PIG IDENTIFICATION	BACKFAT (MM) TO 90 KG	AGE DAYS TO 90 KG	INDEX
		FAT (MM)	AGE (DAYS)				
Maschmeyer, G. Bruderheim 998-2845	12 month average			26 pigs	(14.8)	(148)	
	HILL 67S			HILL 162T	15.0	152	84
	"			" 171T	13.1	152	111
	"			" 181T	14.0	151	102
	"			" 182T	10.3	146	156
	AOUD 1512R	-0.6	+3.0	" 204T	13.1	153	110
	"			" 205T	13.8	161	82
	"			" 206T	12.6	146	129
	"			" 207T	12.6	153	115
	"			" 208T	14.6	163	70
<u>CROSSBRED</u>							
Braat, J. Coaldale 327-9757	12 month average			42 pigs	(13.3)	(143)	
	ANZI 52S			777T	13.9	153	76
	"			837T	12.0	144	108
	"			838T	12.6	137	117
	"			839T	11.0	141	121
	"			840T	14.0	144	93
	ARBF 726S			852T	14.8	145	85
	ANZI 52S			860T	13.4	138	109
	"			866T	13.8	141	100
	"			868T	13.8	144	94
	ASDZ 541S			877T	14.2	134	110
West, N., T.J. & L. Radway 736-3790	12 month average			(Not Available)			
	ATED 98S	-0.1	+0.4	314T	14.8	162	
	"			1323T	14.6	179	

DATE	DESCRIPTION	AMOUNT	BALANCE	DATE	DESCRIPTION	AMOUNT	BALANCE
1951	...	...	...	1951	...	...	...
1952	...	...	...	1952	...	...	...
1953	...	...	...	1953	...	...	...
1954	...	...	...	1954	...	...	...
1955	...	...	...	1955	...	...	...
1956	...	...	...	1956	...	...	...
1957	...	...	...	1957	...	...	...
1958	...	...	...	1958	...	...	...
1959	...	...	...	1959	...	...	...
1960	...	...	...	1960	...	...	...
1961	...	...	...	1961	...	...	...
1962	...	...	...	1962	...	...	...
1963	...	...	...	1963	...	...	...
1964	...	...	...	1964	...	...	...
1965	...	...	...	1965	...	...	...
1966	...	...	...	1966	...	...	...
1967	...	...	...	1967	...	...	...
1968	...	...	...	1968	...	...	...
1969	...	...	...	1969	...	...	...
1970	...	...	...	1970	...	...	...
1971	...	...	...	1971	...	...	...
1972	...	...	...	1972	...	...	...
1973	...	...	...	1973	...	...	...
1974	...	...	...	1974	...	...	...
1975	...	...	...	1975	...	...	...
1976	...	...	...	1976	...	...	...
1977	...	...	...	1977	...	...	...
1978	...	...	...	1978	...	...	...
1979	...	...	...	1979	...	...	...
1980	...	...	...	1980	...	...	...
1981	...	...	...	1981	...	...	...
1982	...	...	...	1982	...	...	...
1983	...	...	...	1983	...	...	...
1984	...	...	...	1984	...	...	...
1985	...	...	...	1985	...	...	...
1986	...	...	...	1986	...	...	...
1987	...	...	...	1987	...	...	...
1988	...	...	...	1988	...	...	...
1989	...	...	...	1989	...	...	...
1990	...	...	...	1990	...	...	...
1991	...	...	...	1991	...	...	...
1992	...	...	...	1992	...	...	...
1993	...	...	...	1993	...	...	...
1994	...	...	...	1994	...	...	...
1995	...	...	...	1995	...	...	...
1996	...	...	...	1996	...	...	...
1997	...	...	...	1997	...	...	...
1998	...	...	...	1998	...	...	...
1999	...	...	...	1999	...	...	...
2000	...	...	...	2000	...	...	...
2001	...	...	...	2001	...	...	...
2002	...	...	...	2002	...	...	...
2003	...	...	...	2003	...	...	...
2004	...	...	...	2004	...	...	...
2005	...	...	...	2005	...	...	...
2006	...	...	...	2006	...	...	...
2007	...	...	...	2007	...	...	...
2008	...	...	...	2008	...	...	...
2009	...	...	...	2009	...	...	...
2010	...	...	...	2010	...	...	...
2011	...	...	...	2011	...	...	...
2012	...	...	...	2012	...	...	...
2013	...	...	...	2013	...	...	...
2014	...	...	...	2014	...	...	...
2015	...	...	...	2015	...	...	...
2016	...	...	...	2016	...	...	...
2017	...	...	...	2017	...	...	...
2018	...	...	...	2018	...	...	...
2019	...	...	...	2019	...	...	...
2020	...	...	...	2020	...	...	...
2021	...	...	...	2021	...	...	...
2022	...	...	...	2022	...	...	...
2023	...	...	...	2023	...	...	...
2024	...	...	...	2024	...	...	...
2025	...	...	...	2025	...	...	...

## GILTS

BREEDER ADDRESS & TELEPHONE NUMBER	12 MONTH AVERAGE			PROBE PERIOD			
	# PROBED	BACKFAT (mm)	AGE (days)	DATE	# PROBED	AVG. B. F.	AVG. AGE
<u>YORKSHIRE</u>							
Braat, J. Coaldale 327-9757	342	12.9	155	April 1 - 15	23	11.2	160
Five Lakes Farms Mayerthorpe 786-4373	223	14.5	171	April 1 - 15	8	15.4	163
Maschmeyer, D. Bruderheim 998-2845	73	14.9	148	April 1 - 15	1	10.2	149
McCarthy, J. Lindale 542-4531	90	15.1	151	April 1 - 15	8	16.0	160
West, N., T.J. & L. Radway 736-3790	48	16.1	168	April 1 - 15	1	16.4	158
<u>LANDRACE</u>							
Braat, J. Coaldale 327-9757	21	15.3	149	April 1 - 15	4	15.1	148
Maschmeyer, G. Bruderheim 998-2845	(Not Available)			April 1 - 15	1	13.6	150
<u>LACOMBE</u>							
Five Lakes Farms Mayerthorpe 786-4373	133	15.7	171	April 1 - 15	9	16.6	157

BREEDER ADDRESS & TELEPHONE NUMBER	12 MONTH AVERAGE			PROBE PERIOD			
	# PROBED	BACKFAT (mm)	AGE (days)	DATE	# PROBED	AVG. B.F.	AVG. AGE
<u>HAMPSHIRE</u>							
Five Lakes Farms Mayerthorpe 786-4373	67	14.2	171	April 1 - 15	8	14.5	181
<u>DUROC</u>							
Braat, J. Coaldale 327-9757	30	14.5	150	April 1 - 15	2	12.7	154
Maschmeyer, G. Bruderheim 998-2845	32	15.0	153	April 1 - 15	6	14.1	155
<u>CROSSBRED</u>							
Braat, J. Coaldale 327-9757	38	13.7	149	April 1 - 15	3	16.0	143
Old House Farms Fred Olthius Neerlandia 674-5453	151	13.9	174	April 1 - 15	18	13.7	172
West, N., T.J. & L. Radway 736-3790	219	17.0	163	April 1 - 15	14	20.2	159
Woelk Farms Unit #1 Millet 387-4801	104	17.0	174	April 1 - 15	8	16.8	176
Woelk Farms Unit #2 Millet 387-4801	102	17.0	171	April 1 - 15	9	16.7	172



ALBERTA SWINE IMPROVEMENT PROGRAMHOME TEST REPORT  
April 16 - 30, 1986

This report contains a list of boars and gilts which completed the ultrasonic home test during the past two weeks. It is available to pig producers as an aid in selecting quality breeding stock. Information in the report is intended to reflect the relative potential breeding worth of animals listed in terms of economic traits measured. These traits are carcass quality in terms of backfat and growth rate from birth to 90 kg.

Information Reported

1. Information listed for each tested pig consists of: (a) breeder; (b) sire identification and EBV; (c) pig identification; (d) age (days) adjusted to 90 kg liveweight; (e) average backfat (mm) adjusted to 90 kg and (f) index of the pig compared to its contemporaries.
2. Home test herd averages are shown where 20 or more pigs by sex and breed were tested from the herd during the previous twelve month period. This average is the one against which all pigs in the current report are indexed. Animals of average economic merit will index 100. Boars or gilts with superior performance will be reflected by an index over 100.
3. It is important to remember that between-herd comparisons should not be made on the basis of home test data. Differences in environment, nutrition and management between farms will render such comparisons invalid.
4. Between herd comparisons should be made on the basis of the sires Estimated Breeding Values (EBV). EBV's are an estimate of the genetic value of the sire for backfat (mm at 90 kg) and growth rate (days to 90 kg). They are obtained by comparing the performance of each sire and of their relatives compared to all other sires and dams in Western Canada using a computer statistical model called the best linear unbiased prediction (BLUP) method. Across herd comparisons of sire EBV's are valid because the management of the herd in which each record has been corrected for. EBV's are based on 0, which is the average for Western Canada, the greater the negative number the more likely the sire's progeny will genetically reduce backfat and/or age. The greater the positive EBV's the greater the likelihood the sire's progeny will show genetic increase in backfat and/or growth rate. Where no EBV's are shown, sires are too new to have been evaluated.
5. EBV's are available for dams from the breeders on the program. The Pork Industry Branch also has EBV's from other regions in Canada.

How To Use This Report

(See Reverse)

BOARS

1. Find a sire which exhibits those performance EBV's that you consider most important in the breed that fits into your intended breeding program.
2. Narrow your field of farms due to distance, health considerations, etc.
3. Find the highest indexing boar(s) from the sire you have chosen and phone the breeder to ascertain if they are available and physically sound, cost, etc.
4. Go examine the boar(s) yourself if you wish to make a final judgement to close the sale.

GILTS

1. Determine what breeds or crossbreds will fit in best to your intended breeding program.
2. Limit your choices of farms due to distance, health status, etc.
3. Find the farm(s) with the best overall performance in the breed(s) you have identified and phone them as to availability, price, etc.
4. Visit the farm yourself to make final determination regarding soundness and suitability, etc.

The animals reported have not been evaluated for physical or breeding soundness and health status. These assessments must be made by the selector.

Prepared by: Lajos Hajdu  
Senior Swine Technician  
Alberta Agriculture, Pork Industry Branch  
#204, 7000 - 113 Street  
EDMONTON, Alberta  
T6H 5T6  
Phone: 427 - 5319

## BOARS

BREEDER & TELEPHONE	SIRE IDENTIFICATION	SIRE E.B.V.		PIG IDENTIFICATION	BACKFAT (MM) TO 90 KG	AGE DAYS TO 90 KG	INDEX
		FAT (MM)	AGE (DAYS)				
<u>YORKSHIRE</u>							
Agra Farms Ltd. Okotoks 938-7741	12 month average			143 pigs	(15.0)	(161)	
	ARHL 728S	-1.1	-11.1	ARHL 959T	14.3	153	124
	"			" 960T	16.8	153	96
	"			" 962T	17.1	150	96
	"			" 963T	16.0	166	79
	"			" 965T	14.4	164	102
	"			" 966T	18.8	162	54
	"			" 1025T	15.3	145	129
Brownlee, J. Hairy Hill 768-2313	12 month average			83 pigs	(13.7)	(159)	
	AREE 210R	0.3	-6.7	AHKP 611T	12.9	148	123
Eringsfeld, B. Coaldale 345-3420	12 month average			39 pigs	(14.2)	(169)	
	KKEF 1304S	-2.2	-2.9	AOGK 822T	16.3	170	79
	"			" 832T	13.3	148	134
	"			" 834T	14.6	148	122
	"			" 842T	14.1	162	109
	"			" 861T	17.2	146	100
	KKEF 3447S			" 872T	13.6	166	108
	KKEF 1304S	-2.2	-2.9	" 881T	11.5	147	151
	"			" 891T	18.0	162	73
	"			" 911T	16.1	143	113
Kaveander Farms Ltd. Edmonton 973-5287	12 month average			80 pigs	(16.4)	(172)	
	ACUT 64S	0.7	0.1	ACUT 406T	15.2	164	116
	"			" 408T	13.0	173	122
	ACUT 385S	-0.1	-9.7	" 0410T	18.1	171	90
	"			" 0411T	17.2	165	101
	"			" 425T	16.8	173	96
	"			" 428T	14.7	154	130
	ACUT 64S	0.7	0.1	" 447T	19.5	141	111

BREEDER & TELEPHONE	SIRE IDENTIFICATION	SIRE E.B.V.		PIG IDENTIFICATION	BACKFAT (MM) TO 90 KG	AGE DAYS TO 90 KG	INDE
		FAT (MM)	AGE (DAYS)				
Matejka, G. Sylvan Lake 887-2656	12 month average			123 pigs	(14.9)	(155)	
	ACUT 384S			KKEF 12694T	9.8	153	164
	"			" 12702T	11.1	148	155
	KKEF 3415S			" 2721T	13.7	146	126
	KKEF 2701S			" 2730T	11.1	151	151
	"			" 2731T	12.3	149	139
	KKEF 2186S			" 2750T	10.3	147	166
	"			" 2751T	14.0	156	109
	ACUT 384S			" 2760T	13.5	139	138
	KKEF 2193S	-1.4	-4.2	" 2793T	11.9	142	153
	KKEF 222S	-1.4	1.4	" 2810T	13.2	138	143
	"			" 2812T	13.7	136	140
	KKEF 2641S			" 2865T	11.9	139	157
	"			" 2872T	13.4	139	139
	"			" 2873T	11.1	137	169
	KKEF 2186S			" 2902T	11.3	141	163
	"			" 2904T	12.6	142	145
	"			" 2905T	14.8	136	126
Milne, B. Ponoka 783-6695	12 month average			99 pigs	(15.4)	(154)	
	ANZI 1913S (1)			MILN 727T	14.2	154	113
	"			" 728T	14.8	145	124
	"			" 729T	15.2	139	132
	"			" 731T	14.3	151	119
	EJD 1941P (1)	-1.7	2.8	" 761T	13.7	137	146
	"			" 768T	12.6	152	133
	MILN 302S			" 772T	19.7	136	81
	"			" 773T	13.7	142	137
Morinville Colony Morinville 939-2118	12 month average			(Not Available)			
	GARY 10S			MCMC 12T	12.4	165	
	"			" 18T	13.9	160	
Papenhuyzen, C. Stony Plain 963-4358	12 month average			(Not Available)			
	ASUS 50S			ASUS 140T	14.5	151	
Roeske, M. Alcomdale 939-4938	12 month average			30 pigs	(16.2)	(160)	
	TUY 237S	-1.3	-2.9	ROSE 488T	17.1	154	101
	"			" 516T	17.2	140	128

BREEDER & TELEPHONE	SIRE IDENTIFICATION	SIRE E.B.V.		PIG IDENTIFICATION	BACKFAT (MM) TO 90 KG	AGE DAYS TO 90 KG	INDEX
		FAT (MM)	AGE (DAYS)				
Wakeena Farms Bentley 748-4252	12 month average			(Not Available)			
	ARJC 51S	-0.9	1.5	KEEN 390T	13.1	153	
Wiersema, S. & R. Warner 542-2191	12 month average			36 pigs	(16.1)	(170)	
	ARBF 734S			JWRH 1167T	15.4	172	102
	JWRH 749S			" 1172T	12.8	154	134
	"			" 1174T	12.6	160	130
	JWRH 639S			" 1182T	14.8	173	104
	JKAA 562S	-0.6	-4.3	" 1191T	12.8	156	133
<u>LANDRACE</u>							
gra Farms Ltd. kotoks 38-7741	12 month average			184 pigs	(13.8)	(156)	
	ARHL 1046S			ARHL 948T	13.7	177	61
	DLDA 557S (1)			" 950T	14.5	168	36
	"			" 951T	13.3	150	116
	ARHL 1046S			" 972T	12.5	169	88
	"			" 975T	12.5	174	77
	"			" 976T	12.3	168	92
	"			" 977T	12.7	176	73
	DLDA 557S (1)			" 980T	17.6	148	76
	ARHL 1046S			" 991T	14.3	152	102
	AOUD 1446S			" 998T	14.8	156	89
	"			" 999T	14.7	155	93
	ARHL 840S			" 1003T	12.1	145	140
	DLDA 557S (1)			" 1031T	13.1	155	110
	"			" 1032T	12.3	146	137
arrett, R. & A. onoka 83-5192	12 month average			107 pigs	(16.4)	(139)	
	ROYS 95S	-0.3	2.6	ROYS 420T	15.5	143	104
	"			" 423T	16.9	156	65
	"			" 424T	18.0	135	88
	"			" 431T	17.6	131	100
	"			" 432T	18.8	132	85
	"			" 436T	15.0	128	136
	"			" 437T	16.6	132	110
	"			" 438T	15.8	129	124
	"			" 439T	18.1	137	85

BREEDER & TELEPHONE	SIRE IDENTIFICATION	SIRE E.B.V.		PIG IDENTIFICATION	BACKFAT (MM) TO 90 KG	AGE DAYS TO 90 KG	INDEX
		FAT (MM)	AGE (DAYS)				
Duff, B. Fort Saskatchewan 998-3101	12 month average			(Not Available)			
	GARY 420S			BKDF 120T	13.0	153	
Duff, D. Fort Saskatchewan 998-3101	12 month average			50 pigs	(15.4)	(153)	
	GARY 420S			DUFF 621T	8.7	147	162
	"			" 622T	11.8	144	143
	"			" 623T	12.3	150	130
	"			" 640T	15.4	135	129
	"			" 641T	15.0	143	118
	"			" 650T	11.9	148	134
	"			" 651T	12.4	141	143
	"			" 660T	18.0	141	99
	"			" 661T	15.9	148	103
Hutchinson, J. W. Warner 642-2140	12 month average			(Not Available)			
	HILL 35S			JACK 1098T	12.9	193	
	"			" 1100T	13.8	185	
	"			" 1106T	13.3	201	
	"			" 1138T	11.5	176	
Lakeland College Vermilion 853-8597	12 month average			87 pigs	(14.4)	(175)	
	DASA 871S	-0.3	-19.6	ATAT 679T	13.0	152	143
	"			" 680T	14.4	169	108
	"			" 684T	15.8	166	97
	"			" 701T	14.4	163	115
Matejka, T. Sylvan Lake 887-2656	12 month average			30 pigs	(14.7)	(162)	
	DASA 1T			TONY 2800T	17.1	136	113
	"			" 2801T	15.2	143	128
	"			" 2828T	18.0	144	86
Milne, B. Ponoka 783-6695	12 month average			(Not Available)			
	DLDA 557S (1)			MILN 744T	14.7	127	
	"			" 745T	14.5	126	
	"			" 746T	12.8	145	
	TOPS 204R (1)	-0.4	-10.5	" 752T	11.5	144	
	"			" 753T	12.4	142	

BREEDER & TELEPHONE	SIRE IDENTIFICATION	SIRE E.B.V.		PIG IDENTIFICATION	BACKFAT (MM) TO 90 KG	AGE DAYS TO 90 KG	INDEX
		FAT (MM)	AGE (DAYS)				
<u>LACOMBE</u>							
Bloomsbury Farms Bloomsbury 674-3307	12 month average			(Not Available)			
	BL 483S	0.7	-3.8	BL 1511T	14.5	136	
	"			" 1512T	17.2	133	
	BL 1106R	-1.5	-3.5	" 1527T	16.2	144	
	"			" 1528T	18.0	144	
	"			" 15308T	15.4	133	
	"			" 15309T	17.9	126	
	"			" 15310T	19.0	130	
	"			" 15311T	19.2	130	
	"			" 15312T	18.9	136	
Gwynne Vista Farms Gwynne 852-2998	12 month average			88 pigs	(14.1)	(162)	
	JA 522S			KR 15801T	12.7	173	93
	"			" 15802T	12.9	167	103
	KR 14501R	0.2	-0.1	" 16202T	13.3	171	91
	KR 8904S			" 16301T	15.0	167	82
	"			" 16303T	13.5	168	95
	"			" 16304T	11.4	169	113
	KR 14501R	0.2	-0.1	" 16501T	14.6	171	79
	"			" 16502T	16.2	160	82
	"			" 16506T	16.2	173	58
	"			" 16508T	14.2	157	108
	JA 522S			" 16601T	11.8	150	144
	"			" 16603T	14.1	161	101
	KR 8904S			" 16803T	12.9	159	116
	"			" 16805T	15.0	165	84
<u>HAMPSHIRE</u>							
Bloomsbury Farms Bloomsbury 74-3307	12 month average			(Not Available)			
	WM 246S			WM 8105T	14.2	143	
	"			" 8107T	13.2	128	
	"			" 8108T	14.6	139	
Brownlee, J. Fairy Hill 68-2313	12 month average			(12.2)		(178)	
	AJCM 1242R	0.2	-2.4	AHKP 562T	9.9	205	99
	JKAA 811R	1.1	0.4	" 703T	12.1	187	92
	"			" 705T	13.8	190	69
	"			" 706T	13.7	181	79
	"			" 708T	12.7	187	86

BREEDER & TELEPHONE	SIRE IDENTIFICATION	SIRE E.B.V.		PIG IDENTIFICATION	BACKFAT (MM) TO 90 KG	AGE DAYS TO 90 KG	INDEX
		FAT (MM)	AGE (DAYS)				
Milne, B. Ponoka 783-6695	12 month average AJCM 1491S (1)			(Not Available) MILN 03121T	11.9	160	
Rice, R. Ardrossan 998-2794	12 month average ARVY 299N " "	-0.8 " "	7.7 " "	(Not Available) AHPZ 181T " 183T " 185T	11.5 13.8 13.3	153 165 177	
<u>DUROC</u>							
Neufeld Farms Ltd. Acme 546-3969	12 month average NEUF 82R " NEUF 195S " " " " "	-0.4 " -0.8 " " " " "	-1.5 " 2.9 " " " " "	51 pigs NEUF 225T " 228T " 233T " 236T " 240T " 241T " 242T " 245T	(14.5) 13.1 15.0 13.9 14.2 15.0 13.7 15.4 12.7	(164) 159 182 178 169 169 179 183 158	132 62 87 97 83 89 53 141
Ranchview Farms "A" Bentley 748-3802	12 month average RFAA 671P " " " RFAA 2504S " " " RFAA 11S " RFAA 2219S " "			(Not Available) RFAA 3512T " 3514T " 3516T " 3517T " 3521T " 3522T " 3523T " 3526T " 03711T " 03712T " 03743T " 03744T " 03745T	14.1 13.7 13.4 12.4 13.1 16.3 13.7 14.5 14.1 13.5 13.5 13.1 12.9	174 187 185 185 175 173 173 182 171 174 165 168 170	
Rice, R. Ardrossan 998-2794	12 month average ARVY 551S " ARVY 575S			21 pigs AHPZ 186T " 187T " 192T	(13.1) 12.0 14.2 13.8	(172) 162 163 153	121 100 115



BREEDER & TELEPHONE	SIRE IDENTIFICATION	SIRE E.B.V.		PIG IDENTIFICATION	BACKFAT (MM) TO 90 KG	AGE DAYS TO 90 KG	INDEX
		FAT (MM)	AGE (DAYS)				
<u>CROSSBRED</u>							
Bloomsbury Farms Bloomsbury 674-3307	12 month average ATAM 36S "	-1.0	-2.2	(Not Available) 8KJ 15406T " 15407T	15.6 15.6	137 131	
Groot, C. Neerlandia 674-4077	12 month average 621 927 621 " 927 621 " 61 " " 621 61			72 pigs 3670T 3682T 3774T 3800T 3810T 3821T 3825T 3850T 3854T 3891T 3912T 3920T	(15.3) 13.6 11.6 13.7 18.1 14.5 15.0 14.8 14.9 14.9 15.4 15.6 16.2	(167) 195 194 198 181 177 176 182 162 171 157 165 155	73 97 67 43 93 89 80 111 97 115 98 108
Gwynne Vista Farms Gwynne 352-2998	12 month average KR 14501R KR 8904S	0.2	-0.1	(Not Available) 8BT 16004T " 16707T	15.7 15.0	171 165	
Milne, B. Ponoka 783-6695	12 month average MILN 23T MILN 243R AJCM 1481S (1) " "			(Not Available) 2931T 3082T 3111T 3113T 3114T	14.2 13.7 14.2 14.2 16.8	145 136 147 147 133	
Morinville Colony Morinville 939-2118	12 month average GARY 10S JR ARHL 948S " GARY 10S			(Not Available) 177T 183T 190T 193T 203S	13.8 10.5 14.1 13.8 16.5	181 184 164 170 165	

BREEDER & TELEPHONE	SIRE IDENTIFICATION	SIRE E.B.V.		PIG IDENTIFICATION	BACKFAT (MM) TO 90 KG	AGE DAYS TO 90 KG	INDEX
		FAT (MM)	AGE (DAYS)				
Neufeld Farms Ltd. Acme 546-3969	12 month average			89 pigs	(14.3)	(155)	
	332			119T	12.7	174	87
	NEUF 82R	-0.4	-1.5	123T	13.3	171	86
	"			126T	14.5	158	92
	NEUF 394S			133T	14.5	157	95
	"			134T	15.2	161	80
	"			136T	14.2	150	109
	"			137T	13.6	146	121
	NEUF 82R	-0.4	-1.5	152T	14.6	153	100
	258			3091T	13.8	163	93
Olds College Olds 556-8393	12 month average			(Not Available)			
	ANZI 512S (1)			571T	12.0	179	
	"			576T	13.1	180	
	"			578T	14.0	176	
Papenhuyzen, C. Stony Plain 963-4358	12 month average			(Not Available)			
	ASUS 50S			66T	15.5	149	
	"			69T	15.5	141	
Ranchview Test Barn Bentley 748-3802	12 month average			1584 pigs	(14.3)	(153)	
	RFAA 110S			RFAA 3454T	13.1	160	102
	RFAA 68S			" 3465T	10.5	175	107
	RFAA 48S			" 3482T	12.9	158	108
	RFAA 3901S			" 3493T	12.6	162	105
	"			" 3494T	12.1	172	94
	"			" 3495T	12.8	166	96
	RFAA 147S			" 3535T	13.7	154	105
	RFAA 110S			" 3543T	13.1	160	101
	RFAA 812S			" 3554T	12.5	156	115
	RFAA 147S			" 3622T	13.3	160	100
	"			" 3623T	13.0	152	116
	RFAA 2219S			" 3632T	12.5	147	130
	"			" 3633T	11.3	147	144
	"			" 3634T	11.1	146	146
	RFAA 110S			" 3641T	13.3	146	123
	RFAA 1278N			" 3672T	13.1	145	127
	RFAA 110S			" 3548T	14.0	180	60
	RFAA 812S			" 3552T	12.4	166	100
	RFAA 103S			" 3602T	13.4	168	86
	"			" 3603T	13.0	166	94

BREEDER & TELEPHONE	SIRE IDENTIFICATION	SIRE E.B.V.		PIG IDENTIFICATION	BACKFAT (MM) TO 90 KG	AGE DAYS TO 90 KG	INDEX
		FAT (MM)	AGE (DAYS)				
Ranchview Test Barn (continued)	RFAA 147S			RFAA 3612T	14.6	162	82
	"			" 3613T	14.6	162	82
	"			" 3615T	13.3	168	87
	"			" 3701T	12.9	165	97
	"			" 3702T	15.4	153	87
	"			" 3703T	14.6	153	96
	RFAA 11S			" 3716T	12.4	153	122
	RFAA 2219S			" 3732T	14.6	150	101
	"			" 3743T	16.3	148	86
	"			" 3744T	17.4	162	51
	RFAA 1278N			" 3753T	14.6	148	105
	RFAA 671P			" 3762T	17.1	146	79
	"			" 3763T	13.3	146	123
	"			" 3764T	13.0	147	125
	RFAA 1278N			" 3781T	12.1	147	135
	"			" 3782T	12.5	149	127
	"			" 3784T	12.5	149	127
	"			" 3786T	14.6	146	108
	"			" 3787T	12.5	149	127
	"			" 3782T	12.5	149	127
	RFAA 103S			" 3791T	14.7	151	99
	"			" 3793T	14.1	153	103
	RFAA 11S			" 3803T	14.6	145	110
	"			" 3805T	16.3	145	90
	RFAA 48S			" 3811T	11.1	145	148
	"			" 3812T	12.9	150	121
	"			" 3813T	12.2	146	134
	"			" 3817T	14.1	152	105
	RFAA 147S			" 3843T	12.0	157	119
	"			" 3853T	11.3	143	150
	"			" 3856T	13.1	149	120
	RFAA 671P			" 3886T	11.8	146	140
	RFAA 147S			" 3904T	12.1	154	123
	"			" 3905T	12.5	147	129
	RFAA 110S			" 3922T	13.2	140	133
	"			" 3925T	12.8	140	138
	RFAA 68S			" 3932T	12.9	142	133
	RFAA 110S			" 3544T	13.7	172	71
	RFAA 812S			" 3558T	11.6	172	97
	RFAA 110S			" 3593T	13.7	171	73
	RFAA 110S			" 3642T	13.7	165	84
	"			" 3643T	12.5	166	96
	"			" 3645T	12.0	165	104
	"			" 3652T	12.0	165	104
	"			" 3653T	13.4	168	82
	"			" 3654T	13.7	165	84

BREEDER & TELEPHONE	SIRE IDENTIFICATION	SIRE E.B.V.		PIG IDENTIFICATION	BACKFAT (MM) TO 90 KG	AGE DAYS TO 90 KG	INDE
		FAT (MM)	AGE (DAYS)				
Ranchview Test Barn (continued)	RFAA 68S			RFAA 3661T	12.6	168	92
	"			" 3662T	13.2	176	72
	"			" 3664T	13.3	164	90
	"			" 3665T	14.0	168	76
	"			" 3667T	13.3	164	90
	RFAA 1278N			" 3671T	15.4	162	68
	"			" 3673T	13.7	162	89
	RFAA 147S			" 3685T	13.3	166	87
	"			" 3687T	12.6	167	94
	RFAA 3901S			" 3691T	11.6	161	117
	"			" 3692T	12.9	161	102
	RFAA 147S			" 3701T	13.4	163	92
	"			" 3704T	16.3	160	63
	"			" 3706T	13.7	160	93
	RFAA 2219S			" 3731T	12.9	157	108
	"			" 3733T	14.6	157	88
	RFAA 1278N			" 3751T	12.5	155	115
	"			" 3752T	12.0	157	117
	"			" 3783T	12.0	152	126
	RFAA 11S			" 3801T	14.1	151	102
	"			" 3804T	17.1	151	67
	RFAA 48S			" 3814T	13.5	161	93
	"			" 3815T	13.3	151	112
	RFAA 1278N			" 3822T	12.0	150	130
	RFAA 3901S			" 3834T	12.9	150	120
	RFAA 147S			" 3851T	14.0	152	103
	"			" 3852T	13.0	161	99
	RFAA 671P			" 3881T	16.3	148	83
	"			" 3883T	13.3	148	118
	"			" 3884T	11.4	155	128
	"			" 3885T	12.2	155	120
	"			" 3893T	13.3	162	94
	RFAA 147S			" 3901T	14.6	148	103
	RFAA 110S			" 3912T	13.3	148	117
	"			" 3915T	12.0	143	141
	"			" 3921T	12.5	150	124
	"			" 3923T	12.9	144	130
	"			" 3924T	13.7	144	119
	RFAA 68S			" 3933T	13.4	152	109
	RFAA 3901S			" 3942T	12.6	147	128
	"			" 3945T	13.1	152	113
	RFAA 2219S			" 3953T	12.3	156	116
	"			" 3954T	11.8	144	143
	RFAA 1911P			" 3962T	15.0	154	88
	RFAA 3872S			" 3991T	12.3	148	130

BREEDER & TELEPHONE	SIRE IDENTIFICATION	SIRE E.B.V.		PIG IDENTIFICATION	BACKFAT (MM) TO 90 KG	AGE DAYS TO 90 KG	INDEX
		FAT (MM)	AGE (DAYS)				
Ranchview Test Barn (continued)	RFAA 11S			RFAA 3721T	13.4	164	89
	RFAA 671P			" 3761T	14.6	159	85
	RFAA 1278N			" 3785T	16.9	162	52
	RFAA 3901S			" 3831T	13.3	156	104
	"			" 3832T	14.6	156	89
	"			" 3833T	14.6	156	89
	"			" 3834T	12.9	156	109
	"			" 3835T	13.0	162	97
	RFAA 3961S			" 3861T	11.4	156	128
	"			" 3862T	13.0	155	110
	"			" 3863T	13.3	154	107
	RFAA 671P			" 3886T	14.6	154	92
	"			" 3891T	11.7	158	120
	RFAA 110S			" 3911T	12.1	150	128
	"			" 3913T	11.1	149	140
	"			" 3914T	13.3	149	115
	"			" 3921T	12.9	150	119
	RFAA 68S			" 3931T	12.0	150	129
	"			" 3934T	12.5	151	121
	"			" 3936T	11.8	155	123
	"			" 3938T	12.9	150	119
	"			" 3939T	10.4	151	147
	RFAA 3901S			" 3941T	14.1	157	94
	"			" 3943T	14.0	153	101
	"			" 3944T	15.4	149	90
	RFAA 2219S			" 3952T	15.7	150	86
	"			" 3955T	12.9	149	122
	RFAA 1911P			" 3961T	13.6	165	85
	RFAA 103S			" 3971T	17.3	149	68
	"			" 3974T	19.3	149	46
	RFAA 11S			" 3982T	14.3	157	91
	RFAA 671P			" 4011T	13.8	147	114
	"			" 4012T	13.2	150	115
	"			" 4013T	12.4	154	117
	"			" 4014T	13.6	150	110
	RFAA 48S			" 4031T	12.0	146	137
	"			" 4032T	12.2	153	123
	"			" 4033T	12.4	148	129
	"			" 4034T	14.7	151	96
	RFAA 1278N			" 4053T	14.1	148	108
	"			" 4055T	15.4	146	96
	"			" 4056T	13.3	146	121
	RFAA 110S			" 4061T	13.7	144	119
	"			" 4062T	12.0	144	140
	"			" 4063T	15.4	144	99

BREEDER & TELEPHONE	SIRE IDENTIFICATION	SIRE E. B. V.		PIG IDENTIFICATION	BACKFAT (MM) TO 90 KG	AGE DAYS TO 90 KG	INDE
		FAT (MM)	AGE (DAYS)				
Ranchview Test Barn (continued)	RFAA 48S			RFAA 4092T	13.4	150	112
	"			" 4093T	13.2	146	122
	"			" 4096T	11.1	142	153
	"			" 4097T	12.0	142	143
	"			" 4098T	14.6	142	112
	RFAA 68S			" 4101T	13.3	153	110
	"			" 4102T	16.4	144	89
	"			" 4103T	16.9	146	79
	RFAA 3971S			" 4123T	12.1	140	145
	RFAA 103S			" 4132T	16.1	157	70
	"			" 4135T	15.9	146	90
	RFAA 3972S			" 3992T	12.1	153	124
Ranchview Farms "B" Bentley 748-3802	12 month average			200 pigs	(15.7)	(156)	
	ARHL 840S (1)			RFAA 6155T	15.1	182	55
	RFAA 007R			" 63013T	13.3	172	93
	RFAA 1911P			" 63711T	14.7	168	86
	ASZT 194R (1)	2.1	7.4	" 6436T	12.4	168	109
	JKAA 561S (1)			" 6458T	13.4	166	102
	"			" 64812T	12.7	176	90
	ANZI 1913S (1)			" 6519T	15.4	162	90
	RFAA 1001R			" 65311T	13.1	163	110
	RFAA 007R			" 6556T	15.4	160	95
	RFAA 575S			" 6578T	12.9	160	119
	ANZI 1913S (1)			" 66510T	13.0	175	89
	RFAA 4338S			" 67111T	13.1	155	126
	BUFA 484S (1)			" 66210T	14.4	170	86
	RFAA 1001R			" 6639T	12.9	160	119
	"			" 6646T	11.7	159	130
	RFAA 575S			" 66611T	14.2	170	87
	"			" 66613T	12.4	175	94
	RFAA 4669R			" 69013T	13.7	149	131
	RFAA 147S			" 6995T	13.4	157	118
	RFAA 1911P			" 7007T	17.8	157	78
	RFAA 147S			" 7057T	15.3	149	116
	"			" 71310T	13.2	155	125
	RFAA 1911P			" 7176T	16.5	153	98
Wiersema, S. & R. Warner 642-2191	12 month average			(Not Available)			
	ARBF 691S			8CA 1159T	15.9	169	
	"			" 1160T	15.4	176	

## GILTS

BREEDER ADDRESS & TELEPHONE NUMBRER	12 MONTH AVERAGE			PROBE PERIOD			
	# PROBED	BACKFAT (mm)	AGE (days)	DATE	# PROBED	AVG. B.F.	AVG. AGE
<u>YORKSHIRE</u>							
Agra Farms Ltd. Okotoks 938-7741	164	15.7	162	April 16 - 30	3	16.2	162
Baert, M. Barrhead 674-3953	37	15.3	155	"	4	15.0	176
Brownlee, J. Hairy Hill 768-2313	70	15.2	165	"	3	14.6	165
Carrich Stock Farm Ponoka 783-5181	23	16.4	183	"	1	13.1	178
Eringfeld, B. Coaldale 345-3420	42	15.8	171	"	18	16.2	163
Gwynne Vista Farms Gwynne 352-2998	123	14.6	173	"	5	16.3	156
Kaveander Farms Ltd. Edmonton 973-5287	159	16.9	179	"	8	16.0	168
Matejka, G. Sylvan Lake 887-2656	373	15.7	171	"	11	13.6	174
Milne, B. Ponoka 783-6695	126	16.4	159	"	19	15.9	158
Morinville Colony Morinville 939-2118	(Not Available)			"	1	13.6	158

BREEDER ADDRESS & TELEPHONE NUMBER	12 MONTH AVERAGE			PROBE PERIOD			
	# PROBED	BACKFAT (mm)	AGE (days)	DATE	# PROBED	AVG. B.F.	AVG AGE
Neufeld Farms Ltd. Acme 546-3969	(Not Available)			April 16 - 30	15	15.5	161
Papenhuyzen, C. Stony Plain 963-4358	(Not Available)			"	2	18.7	163
Rice, R. Ardrossan 998-2794	30	15.1	166	"	1	15.8	180
Roeske, M. Alcomdale 939-4938	179	18.3	169	"	20	18.3	175
Wakeena Farm Bentley 748-4252	28	15.7	159	"	3	15.9	170
Wiersema, S. & R. Warner 642-2191	210	16.7	181	"	20	14.6	190
<u>LANDRACE</u>							
Agra Farms Ltd. Okotoks 938-7741	255	14.6	161	"	14	14.9	166
Barrett, R. & A. Ponoka 783-5192	151	17.2	144	"	12	17.1	139
Carrich Stock Farm Ponoka 783-5181	86	15.3	182	"	1	12.7	191
Duff, B. Fort Saskatchewan 998-3101	(Not Available)			"	1	16.3	145



BREEDER ADDRESS & TELEPHONE NUMBER	12 MONTH AVERAGE			PROBE PERIOD			
	# PROBED	BACKFAT (mm)	AGE (days)	DATE	# PROBED	AVG. B.F.	AVG. AGE
Duff, D. Fort Saskatchewan 998-3101	145	15.5	158	April 16 - 30	9	16.0	143
Hutchinson, J. W. Warner 642-2140	(Not Available)			"	6	13.5	185
Lakeland College Vermilion 853-8597	126	15.5	174	"	8	16.3	162
Milne, B. Ponoka 783-6695	22	14.9	154	"	7	14.5	148
Wakeena Farm Bentley 748-4252	40	16.8	164	"	2	15.6	166
<u>LACOMBE</u>							
Bloomsbury Farms Bloomsbury 674-3307	(Not Available)			"	11	17.6	134
Gwynne Vista Farms Gwynne 352-2998	181	14.9	170	"	28	14.9	172
<u>HAMPSHIRE</u>							
Bloomsbury Farms Bloomsbury 674-3307	(Not Available)			"	1	16.3	139
Brownlee, J. Hairy Hill 768-2313	35	13.2	171	"	1	13.2	178
Milne, B. Ponoka 783-6695	(Not Available)			"	3	13.7	158

BREEDER ADDRESS & TELEPHONE NUMBER	12 MONTH AVERAGE			PROBE PERIOD			
	# PROBED	BACKFAT (mm)	AGE (days)	DATE	# PROBED	AVG. B.F.	AVG. AGE
Rice, R. Ardrossan 998-2794	(Not Available)			April 16 - 30	2	13.5	174
<u>DUROC</u>							
Milne, B. Ponoka 783-6695	(Not Available)			"	2	15.5	159
Neufeld Farms Ltd. Acme 546-3969	(Not Available)			"	2	15.3	171
Ranchview Farms "A" Bentley 748-3802	21	16.5	173	"	13	14.7	178
Rice, R. Ardrossan 998-2794	22	14.9	170	"	1	12.2	157
<u>CROSSBRED</u>							
Baert, M. Barrhead 674-3953	183	17.3	149	"	16	17.9	150
Bloomsbury Farms Bloomsbury 674-3307	(Not Available)			"	3	17.1	132
Carrich Stock Farm Ponoka 783-5181	128	15.7	179	"	7	14.9	185
Gwynne Vista Farms Gwynne 352-2998	146	15.7	165	"	24	14.8	175
Lepp, S. Wembley 766-2583	278	13.9	171	"	26	16.6	161

BREEDER ADDRESS & TELEPHONE NUMBER	12 MONTH AVERAGE			PROBE PERIOD			
	# PROBED	BACKFAT (mm)	AGE (days)	DATE	# PROBED	AVG. B.F.	AVG. AGE
Milne, B. Ponoka 783-6695	182	15.7	159	April 16 - 30	72	15.5	153
Morinville Colony Morinville 939-2118	68	15.3	183	"	14	15.2	182
Olds College Olds 556-8393	146	16.9	163	"	93	15.1	158
Papenhuyzen, C. Stony Plain 963-4358	(Not Available)			"	5	17.9	153
Ranchview Farms "A" Bentley 748-3802	368	17.1	169	"	37	16.1	176
Ranchview Farms "B" Bentley 748-3802	740	16.5	170	"	27	16.3	179
Rice, R. Ardrossan 997-2794	(Not Available)			"	2	16.4	156
Weber Farms Castor 882-2572	68	15.4	159	"	14	14.8	162
West, N., T.J. & L. Radway 736-3790	219	17.0	163	"	5	16.4	159
Wiersema, S. & R. Warner 642-2191	65	16.4	177	"	5	13.8	171



ALBERTA SWINE IMPROVEMENT PROGRAM

MAY 26 1986

HOME TEST REPORT  
May 1 - 15, 1986

This report contains a list of boars and gilts which completed the ultrasonic home test during the past two weeks. It is available to pig producers as an aid in selecting quality breeding stock. Information in the report is intended to reflect the relative potential breeding worth of animals listed in terms of economic traits measured. These traits are carcass quality in terms of backfat and growth rate from birth to 90 kg.

Information Reported

1. Information listed for each tested pig consists of: (a) breeder; (b) sire identification and EBV; (c) pig identification; (d) age (days) adjusted to 90 kg liveweight; (e) average backfat (mm) adjusted to 90 kg and (f) index of the pig compared to its contemporaries.
2. Home test herd averages are shown where 20 or more pigs by sex and breed were tested from the herd during the previous twelve month period. This average is the one against which all pigs in the current report are indexed. Animals of average economic merit will index 100. Boars or gilts with superior performance will be reflected by an index over 100.
3. It is important to remember that between-herd comparisons should not be made on the basis of home test data. Differences in environment, nutrition and management between farms will render such comparisons invalid.
4. Between herd comparisons should be made on the basis of the sires Estimated Breeding Values (EBV). EBV's are an estimate of the genetic value of the sire for backfat (mm at 90 kg) and growth rate (days to 90 kg). They are obtained by comparing the performance of each sire and of their relatives compared to all other sires and dams in Western Canada using a computer statistical model called the best linear unbiased prediction (BLUP) method. Across herd comparisons of sire EBV's are valid because the management of the herd in which each record was obtained has been corrected for. EBV's are based on 0, which is the average for Western Canada, the greater the negative number the more likely the sire's progeny will genetically reduce backfat and/or age. The greater the positive EBV's the greater the likelihood the sire's progeny will show genetic increase in backfat and/or growth rate. Where no EBV's are shown, sires are too new to have been evaluated.
5. EBV's are available for dams from the breeders on the program. The Pork Industry Branch also has EBV's from other regions in Canada.

How To Use This Report

(See Reverse)

BOARS

1. Find a sire which exhibits those performance EBV's that you consider most important in the breed that fits into your intended breeding program.
2. Narrow your field of farms due to distance, health considerations, etc.
3. Find the highest indexing boar(s) from the sire you have chosen and phone the breeder to ascertain if they are available and physically sound, cost, etc.
4. Go examine the boar(s) yourself if you wish to make a final judgement to close the sale.

GILTS

1. Determine what breeds or crossbreds will fit in best to your intended breeding program.
2. Limit your choices of farms due to distance, health status, etc.
3. Find the farm(s) with the best overall performance in the breed(s) you have identified and phone them as to availability, price, etc.
4. Visit the farm yourself to make final determination regarding soundness and suitability, etc.

The animals reported have not been evaluated for physical or breeding soundness and health status. These assessments must be made by the selector.

Prepared by:

Lajos Hajdu  
Senior Swine Technician  
Alberta Agriculture, Pork Industry Branch  
#204, 7000 - 113 Street  
EDMONTON, Alberta  
T6H 5T6  
Phone: 427 - 5319

## BOARS

BREEDER & TELEPHONE	SIRE IDENTIFICATION	SIRE E.B.V.		PIG IDENTIFICATION	BACKFAT (MM) TO 90 KG	AGE DAYS TO 90 KG	INDEX
		FAT (MM)	AGE (DAYS)				
<u>YORKSHIRE</u>							
Agra Farms Ltd. Okotoks 938-7741	12 month average			143 pigs	(15.0)	(161)	
	ROU 542S			ARHL 1015T	14.1	177	81
	"			" 1018T	13.7	178	83
	"			" 1019T	13.6	177	87
	ARHL 728S	-1.1	-11.1	" 1026T	14.3	166	100
	ARHL 385S	-1.9	-1.7	" 1051T	15.0	147	128
	"			" 1052T	14.8	146	132
	"			" 1054T	14.8	152	121
	"			" 1059T	15.2	139	141
	ROU 542S			" 1067T	16.3	145	116
	ARHL 728S	-1.1	-11.1	" 1073T	15.9	139	132
Bloomsbury Farms Bloomsbury 674-3307	12 month average			(Not Available)			
	ATAM 36S	-1.0	-2.2	WM 8206T	18.0	156	
	"			" 8209T	17.1	152	
	"			" 8210T	15.8	140	
	"			" 8211T	19.4	145	
Braat, J. Coaldale 327-9757	12 month average			140 pigs	(11.7)	(147)	
	ANZI 1712S			ARBF 874T	11.6	155	86
	ANZI 832S	-2.2	+0.4	" 884T	10.4	158	89
	ANZI 1712S			" 892T	14.7	145	80
	"			" 893T	11.3	157	84
	ANZI 832S	-2.2	+0.4	" 904T	11.9	146	101
	"			" 905T	14.3	151	73
	"			" 906T	10.7	153	97
	ADBM 1R (2)	+0.5	-9.2	" 909T	13.6	137	104
	"			" 923T	12.1	141	109
	"			" 924T	12.1	145	101
	"			" 925T	13.9	142	93
Eringsfield, B. Coaldale 345-3420	12 month average			39 pigs	(14.2)	(169)	
	KKEF 1304S	-2.2	-2.9	AOGK 922T	14.4	164	104
	KKEF 3447S			" 951T	12.4	138	154
	KKEF 1304S	-2.2	-2.9	" 961T	15.0	131	137

BREEDER & TELEPHONE	SIRE IDENTIFICATION	SIRE E.B.V.		PIG IDENTIFICATION	BACKFAT (MM) TO 90 KG	AGE DAYS TO 90 KG	INDE
		FAT (MM)	AGE (DAYS)				
Five Lakes Farms Mayerthorpe 786-4373	12 month average			199 pigs	(13.1)	(163)	
	JKAA 0792P	-0.5	-0.8	JKAA 1260T	12.9	181	78
	"			" 1281T	18.5	166	29
	"			" 1290T	15.6	172	57
Gwynne Vista Farms Gwynne 352-2998	12 month average			87 pigs	(13.8)	(170)	
	JKAA 561S			GWYN 17002T	15.7	174	79
	"			" 17403T	13.1	165	113
	"			" 17406T	16.5	164	88
	"			" 17407T	13.5	168	104
	"			" 17408T	17.3	165	81
Knobben, G. Jarvie 954-2125	12 month average			54 pigs	(12.7)	(154)	
	ARHL 206S	-0.6	-2.8	GARY 400T	9.7	169	110
Knobben, J. Jarvie 954-2647	12 month average			83 pigs	(12.5)	(154)	
	ARHL 206S	-0.6	-2.8	AREE 550T	10.9	168	93
Matejka, G. Sylvan Lake 887-2656	12 month average			123 pigs	(14.9)	(155)	
	ACUT 384S			KKEF 3006T	15.0	147	109
	KKEF 2701S			" 3015T	13.8	143	129
	KKEF 222S	-1.4	+1.4	" 3021T	14.0	141	129
	"			" 3023T	14.8	143	117
<u>LANDRACE</u>							
Agra Farms Ltd. Okotoks 938-7741	12 month average			184 pigs	(13.8)	(156)	
	ARHL 1046S			ARHL 983T	12.7	172	81
	"			" 1045T	11.9	157	118
Barrett, R. & A. Ponoka 783-5192	12 month average			107 pigs	(16.4)	(139)	
	ROYS 95S	-0.3	+2.6	ROYS 447T	14.7	143	114
	"			" 448T	14.8	149	102
	"			" 449T	16.3	154	77
	"			" 451T	16.9	142	90
	ROYS 40P	-1.0	-0.2	" 460T	15.9	140	104
	ROYS 95S	-0.3	+2.6	" 466T	15.8	146	95
	"			" 467T	16.0	137	109




BREEDER & TELEPHONE	SIRE IDENTIFICATION	SIRE E.B.V.		PIG IDENTIFICATION	BACKFAT (MM) TO 90 KG	AGE DAYS TO 90 KG	INDE
		FAT (MM)	AGE (DAYS)				
Barrett, R. & A. (continued)	ROYS 40P	-1.0	-0.2	ROYS 474T	16.2	133	112
	"			" 475T	17.4	132	102
	"			" 476T	19.0	130	86
	"			" 477T	18.0	134	91
	"			" 478T	16.3	131	115
	"			" 479T	14.0	134	136
Braat, J. Coaldale 327-9757	12 month average			(Not Available)			
	ASDZ 541S			ARBF 811T	14.9	156	
Duff, D. Fort Saskatchewan 998-3101	12 month average			50 pigs	(15.4)	(153)	
	GARY 420S			DUFF 682T	12.4	168	100
	"			" 710T	12.9	156	115
	TBRO 615R	-2.1	+6.6	" 720T	12.4	149	130
"			" 721T	16.5	150	96	
Lakeland College Vermilion 853-8597	12 month average			87 pigs	(14.4)	(175)	
	DASA 871S	-0.3	-19.6	ATAT 709T	16.9	162	90
	"			" 713T	15.8	154	111
	"			" 740T	15.0	165	106
	"			" 741T	17.4	159	88
	"			" 752T	12.6	162	135
	ROYS 101S	-0.9	+4.8	" 758T	14.4	157	122
	DASA 640P	+0.8	+3.4	" 777T	14.4	151	130
"			" 779T	14.6	145	134	
Wakeena Farm Bentley 748-4252	12 month average			(Not Available)			
	ROYS 43S	-0.2	+3.1	KEEN 430T	15.9	148	
Bloomsbury Farm Bloomsbury 674-3307	12 month average			(Not Available)			
	BL 1006R	-1.5	-3.5	BL 15307T	14.3	148	
	KR 14804P	-0.7	-7.8	" 15509T	17.5	145	
	"			" 15510T	17.7	142	
	"			" 15511T	16.2	141	
	"			" 15512T	13.9	146	
	"			" 15513T	16.6	139	
	"			" 15514T	16.0	144	
	BL 151T			" 15611T	16.6	132	
	"			" 15612T	19.5	134	
	"			" 15613T	13.4	136	
	"			" 15614T	19.0	134	

BREEDER & TELEPHONE	SIRE IDENTIFICATION	SIRE E.B.V.		PIG IDENTIFICATION	BACKFAT (MM) TO 90 KG	AGE DAYS TO 90 KG	INDE
		FAT (MM)	AGE (DAYS)				
Five Lakes Farms Mayerthorpe 786-4373	12 month average			139 pigs	(14.3)	(161)	
	JA 503R	0.0	+6.0	JA 461T	16.6	166	65
	"			" 463T	14.8	162	92
	KR 1303S	-1.8	+1.7	" 471T	17.2	176	44
	JA 503R	0.0	+6.0	" 481T	16.2	159	79
	"			" 483T	18.0	175	36
	KR 1303S	-1.8	+1.7	" 493T	14.8	160	95
Gwynne Vista Farms Gwynne 352-2998	12 month average			88 pigs	(14.1)	(162)	
	KR 8904S			KR 16802T	13.9	162	101
	"			" 16805T	13.1	172	91
	JA 522S			" 17102T	16.1	175	56
	KR 8904S			" 17311T	12.3	156	127
	"			" 17501T	14.6	164	91
<u>HAMPSHIRE</u>							
Bloomsbury Farms Bloomsbury 674-3307	12 month average			(Not Available)			
	WM 246S			WM 8106T	12.8	154	
	ARWX 1335S			WM 8304T	14.3	138	
	"			" 8306T	13.8	145	
	"			" 8307T	15.4	144	
Braat, J. Coaldale 327-9757	12 month average			22 pigs	(14.1)	(145)	
	APCL 141R (2)	+1.3	-11.5	ARBF 913T	14.8	135	121
	"			" 914T	15.6	144	84
	"			" 915T	13.7	140	119
	"			" 916T	14.8	146	87
<u>DUROC</u>							
Braat, J. Coaldale 327-9757	12 month average			36 pigs	(12.3)	(146)	
	ANKF 421P (2)	-2.7	+2.6	ARBF 920T	13.7	145	85
	"			" 921T	13.2	150	81
	"			" 934T	10.3	146	123

BREEDER & TELEPHONE	SIRE IDENTIFICATION	SIRE E.B.V.		PIG IDENTIFICATION	BACKFAT (MM) TO 90 KG	AGE DAYS TO 90 KG	INDE
		FAT (MM)	AGE (DAYS)				
<u>CROSSBRED</u>							
Braat, J. Coaldale 327-9757	12 month average			42 pigs	(13.3)	(143)	
	ARBF 726S			856T	12.7	152	86
	ANZI 52S			863T	12.2	162	70
	"			864T	13.9	159	64
	"			867T	12.9	156	77
	"			900T	14.8	148	79
	"			936T	12.4	145	102
	"			937T	10.7	137	131
	"			939T	12.2	140	114
	ANZI 832S			949T	12.3	145	103
	"			950T	9.6	147	118
Knobben, G. Jarvie 954-2647	12 month average			(Not Available)			
	GARY 42S	+1.5	-4.8	8 GK 410T	12.8	155	
Neufeld Farms Ltd. Acme 546-3969	12 month average			82 pigs	(14.4)	(152)	
	1-5 GY			158T	15.6	134	115
	"			159T	15.4	142	105
	"			161T	16.3	147	86
Ranchview Test Barn Bentley 748-3802	12 month average			1515 pigs	(14.3)	(152)	
	RFAA 3972S			RFAA 3871T	12.6	171	87
	RFAA 68S			" 3932T	12.9	157	108
	"			" 3935T	12.6	161	104
	RFAA 2219S			" 3951T	13.7	155	101
	RFAA 1911P			" 3964T	11.9	167	103
	"			" 3969T	12.0	168	99
	RFAA 103S			" 3972T	18.0	155	50
	"			" 3975T	15.7	157	75
	RFAA 1278N			" 4022T	12.9	158	107
	"			" 4042T	12.7	170	87
	"			" 4051T	15.4	152	85
	RFAA 48S			" 4094T	14.6	149	102
	RFAA 68S			" 4104T	15.0	153	90
	"			" 4106T	12.7	147	126
	RFAA 671P			" 4113T	12.6	149	123
	RFAA 3971S			" 4124T	13.4	152	109
	"			" 4125T	12.6	149	123
	RFAA 103S			" 4133T	14.1	153	101

BREEDER & TELEPHONE	SIRE IDENTIFICATION	SIRE E.B.V.		PIG IDENTIFICATION	BACKFAT (MM) TO 90 KG	AGE DAYS TO 90 KG	INDEX
		FAT (MM)	AGE (DAYS)				
Ranchview Test Barn (continued)	RFAA 1278N			RFAA 4142T	13.0	146	125
	"			" 4144T	11.8	149	133
	"			" 4145T	12.9	150	119
	RFAA 2219S			" 4152T	19.3	142	57
	"			" 4154T	18.0	142	72
	"			" 4155T	15.7	144	97
	RFAA 1278N			" 4161T	12.6	158	110
	RFAA 68S			" 4173T	13.0	153	113
	RFAA 1278N			" 4203T	13.8	145	117
	RFAA 110S			" 4211T	13.9	146	114
	"			" 4212T	14.6	140	116
	"			" 4222T	12.2	146	134
	"			" 4223T	12.2	146	134
	"			" 4225T	13.3	144	124
	RFAA 110S			" 4302T	12.5	135	149
	RFAA 2219S			" 4151T	16.3	149	81
	RFAA 1278N			" 4162T	13.3	149	117
	"			" 4163T	12.2	150	127
	RFAA 111S			" 4182T	14.0	150	106
	"			" 4192T	16.3	148	83
	"			" 4194T	13.6	152	107
	"			" 4195T	17.1	148	73
	RFAA 1278N			" 4202T	13.3	147	120
	"			" 4204T	13.6	154	105
	"			" 4205T	13.4	148	117
	RFAA 110S			" 4213T	12.5	150	125
	"			" 4214T	13.7	147	114
	RFAA 2219S			" 4221T	13.1	147	121
	"			" 4222T	12.3	160	110
	RFAA 1278N			" 4232T	12.9	152	115
	"			" 4233T	14.5	153	94
	"			" 4234T	14.6	144	109
	"			" 4241T	12.0	144	140
	"			" 4242T	11.1	144	150
	"			" 4243T	11.5	147	142
	"			" 4244T	11.6	144	145
	RFAA 2219S			" 4251T	12.7	161	103
	RFAA 103S			" 4263T	14.3	163	80
	"			" 4265T	14.5	158	87
	RFAA 3901S			" 4275T	11.6	158	120
	RFAA 110S			" 4314T	12.7	150	121
	RFAA 111S			" 4354T	13.7	148	114
	RFAA 671P			" 4383T	14.3	145	110

BREEDER & TELEPHONE	SIRE IDENTIFICATION	SIRE E.B.V.		PIG IDENTIFICATION	BACKFAT (MM) TO 90 KG	AGE DAYS TO 90 KG	INDEX
		FAT (MM)	AGE (DAYS)				
Ranchview Farms "A" Bentley 748-3802	12 month average			(Not Available)			
	RFAA 671P			RFAA 4384T	16.0	149	
	RFAA 11S			" 4422T	15.2	140	
	"			" 4423T	15.4	133	
	"			" 4424T	14.5	142	
	"			" 4425T	14.7	138	
	RFAA 1278N			" 4431T	12.3	140	
	"			" 4432T	12.7	142	
	"			" 4434T	14.2	140	
	"			" 4436T	14.7	148	
	RFAA 11S			" 4461T	16.7	133	
	"			" 4462T	15.4	133	
	"			" 4472T	13.7	132	
	RFAA 3901S			" 4524T	14.4	134	
	RFAA 110S			" 4533T	14.5	142	
	"			" 4535T	14.2	131	



## GILTS

BREEDER ADDRESS & TELEPHONE NUMBER	12 MONTH AVERAGE			PROBE PERIOD			
	# PROBED	BACKFAT (mm)	AGE (days)	DATE	# PROBED	AVG. B.F.	AVG. AGE
<u>YORKSHIRE</u>							
Agra Farms Ltd. Okotoks 938-7741	164	15.7	162	May 1 - 15	11	15.8	158
Bloomsbury Farms Bloomsbury 674-3307	(Not Available)			"	5	18.9	147
Braat, J. Coaldale 327-9757	342	12.9	155	"	18	13.3	156
Eringfeld, B. Coaldale 345-3420	42	15.8	171	"	7	14.2	173
Five Lakes Farms Mayerthorpe 786-4373	223	14.5	171	"	5	15.0	173
Lloyd, G. Marwayne 847-2437	70	15.0	149	"	6	14.8	162
Gwynne Vista Farms Gwynne 352-2998	123	14.6	173	"	5	12.5	165
Knobben, G. Jarvie 954-2647	38	13.7	165	"	1	13.2	161
Knobben, J. Jarvie 954-2647	63	13.7	159	"	10	12.6	156
Matejka, G. Sylvan Lake 887-2656	373	15.7	171	"	33	14.8	166

BREEDER ADDRESS & TELEPHONE NUMBER	12 MONTH AVERAGE			PROBE PERIOD			
	# PROBED	BACKFAT (mm)	AGE (days)	DATE	# PROBED	AVG. B.F.	AVG. AGE
Wakeena Farm Bentley 748-4252	34	15.9	157	May 1 - 15	6	14.5	161
<u>LANDRACE</u>							
Agra Farms Ltd. Okotoks 938-7741	255	14.6	161	"	13	13.0	174
Barrett, R. & A. Ponoka 783-5192	151	17.2	144	"	15	17.1	145
Braat, J. Coaldale 327-9757	21	15.3	149	"	1	14.7	171
Duff, D. Fort Saskatchewan 998-3101	145	15.5	158	"	8	13.7	155
Lakeland College Vermilion 853-8597	126	15.5	174	"	7	16.6	160
Matejka, T. Sylvan Lake 887-2656	55	16.1	178	"	7	15.7	166
Wakeena Farm Bentley 748-4252	63	16.7	162	"	2	17.8	157
<u>LACOMBE</u>							
Bloomsbury Farms Bloomsbury 674-3307	(Not Available)			"	14	19.1	144
Five Lakes Farms Mayerthorpe 786-4373	133	15.7	171	"	7	17.9	168



BREEDER ADDRESS & TELEPHONE NUMBER	12 MONTH AVERAGE			PROBE PERIOD			
	# PROBED	BACKFAT (mm)	AGE (days)	DATE	# PROBED	AVG. B.F.	AVG. AGE
Gwynne Vista Farms Gwynne 352-2998	181	14.9	170	May 1 - 15	7	16.2	176
<u>HAMPSHIRE</u>							
Bloomsbury Farm Bloomsbury 674-3307	(Not Available)			"	3	16.3	156
Braat, J. Coaldale 327-9757	(Not Available)			"	3	16.3	144
<u>DUROC</u>							
Braat, J. Coaldale 327-9757	30	14.5	150	"	4	13.2	155
<u>CROSSBRED</u>							
Bloomsbury Farms Bloomsbury 674-3307	(Not Available)			"	2	18.2	149
Braat, J. Coaldale 327-9757	38	13.7	149	"	12	14.3	150
Gwynne Vista Farms Gwynne 352-2998	146	15.7	165	"	4	14.1	175
Jacobsson, G. Neerlandia 674-4867	223	16.7	163	"	24	16.3	155
Neufeld Farms Ltd. Acme 546-3969	53	15.6	151	"	6	16.0	162
Old House Farms Neerlandia 674-5453	151	13.9	174	"	11	13.5	177

BREEDER ADDRESS & TELEPHONE NUMBER	12 MONTH AVERAGE			PROBE PERIOD			
	# PROBED	BACKFAT (mm)	AGE (days)	DATE	# PROBED	AVG. B.F.	AVG AGE
Ranchview Farms "A" Bentley 748-3802	368	17.1	169	May 1 - 15	19	16.7	175
Ranchview Farms "B" Bentley 748-3802	740	16.5	170	"	57	16.4	174
Wierenga, C. Neerlandia 674-5904	166	16.1	170	"	28	15.6	175

HOME TEST REPORT  
May 16 - 31, 1986

JUN 10 1986

This report contains a list of boars and gilts which completed the ultrasonic home test during the past two weeks. It is available to pig producers as an aid in selecting quality breeding stock. Information in the report is intended to reflect the relative potential breeding worth of animals listed in terms of economic traits measured. These traits are carcass quality in terms of backfat and growth rate from birth to 90 kg.

#### Information Reported

1. Information listed for each tested pig consists of: (a) breeder; (b) sire identification and EBV; (c) pig identification; (d) age (days) adjusted to 90 kg liveweight; (e) average backfat (mm) adjusted to 90 kg and (f) index of the pig compared to its contemporaries.
2. Home test herd averages are shown where 20 or more pigs by sex and breed were tested from the herd during the previous twelve month period. This average is the one against which all pigs in the current report are indexed. Animals of average economic merit will index 100. Boars or gilts with superior performance will be reflected by an index over 100.
3. It is important to remember that between-herd comparisons should not be made on the basis of home test data. Differences in environment, nutrition and management between farms will render such comparisons invalid.
4. Between herd comparisons should be made on the basis of the sires Estimated Breeding Values (EBV). EBV's are an estimate of the genetic value of the sire for backfat (mm at 90 kg) and growth rate (days to 90 kg). They are obtained by comparing the performance of each sire and of their relatives compared to all other sires and dams in Western Canada using a computer statistical model called the best linear unbiased prediction (BLUP) method. Across herd comparisons of sire EBV's are valid because the management of the herd in which each record was obtained has been corrected for. EBV's are based on 0, which is the average for Western Canada, the greater the negative number the more likely the sire's progeny will genetically reduce backfat and/or age. The greater the positive EBV's the greater the likelihood the sire's progeny will show genetic increase in backfat and/or growth rate. Where no EBV's are shown, sires are too new to have been evaluated.
5. EBV's are available for dams from the breeders on the program. The Pork Industry Branch also has EBV's from other regions in Canada.

#### How To Use This Report

(See Reverse)

BOARS

1. Find a sire which exhibits those performance EBV's that you consider most important in the breed that fits into your intended breeding program.
2. Narrow your field of farms due to distance, health considerations, etc.
3. Find the highest indexing boar(s) from the sire you have chosen and phone the breeder to ascertain if they are available and physically sound, cost, etc.
4. Go examine the boar(s) yourself if you wish to make a final judgement to close the sale.

GILTS

1. Determine what breeds or crossbreds will fit in best to your intended breeding program.
2. Limit your choices of farms due to distance, health status, etc.
3. Find the farm(s) with the best overall performance in the breed(s) you have identified and phone them as to availability, price, etc.
4. Visit the farm yourself to make final determination regarding soundness and suitability, etc.

The animals reported have not been evaluated for physical or breeding soundness and health status. These assessments must be made by the selector.

Prepared by: Lajos Hajdu  
Senior Swine Technician  
Alberta Agriculture, Pork Industry Branch  
#204, 7000 - 113 Street  
EDMONTON, Alberta  
T6H 5T6  
Phone: 427 - 5319

## BOARS

BREEDER & TELEPHONE	SIRE IDENTIFICATION	SIRE E.B.V.		PIG IDENTIFICATION	BACKFAT (MM) TO 90 KG	AGE DAYS TO 90 KG	INDEX
		FAT (MM)	AGE (DAYS)				

YORKSHIRE

Bloomsbury Farms Bloomsbury 674-3307	12 month average			(Not Available)			
	ATAM 36S	-1.0	-2.2	WM 8207T	17.3	178	
	"			" 107U	15.9	144	
	"			" 108U	12.1	139	
	"			" 205U	17.8	146	
Braat, J. Coaldale 327-9757	12 month average			180 pigs	(11.7)	(147)	
	ANZI 3863P	-1.9	+7.8	ARBF 955T	11.5	157	82
	"			" 956T	13.9	151	76
	ANZI 832S	-2.2	+0.4	" 4U	12.6	150	88
	ANZI 1712S			" 27U	13.2	130	121
Brownlee, J. Hairy Hill 768-2312	12 month average			83 pigs	(13.7)	(159)	
	AREE 210R	+0.3	-6.7	AHKP 729T	16.3	173	50
	"			" 733T	16.8	164	54
	"			" 737T	14.0	162	92
	"			" 0741T	11.4	160	128
	"			" 743T	18.1	167	33
Five Lakes Farms Mayerthorpe 786-4373	12 month average			199 pigs	(13.1)	(163)	
	JKAA 982S			JKAA 1331T	15.4	177	52
	JKAA 0792P	-0.5	-0.8	" 1340T	14.7	165	78
	"			" 1341T	16.1	165	61
	ANZI 1722S			" 1351T	12.5	177	88
	AOET 1295S			" 1363T	16.0	186	32
	"			" 1365T	15.2	185	44
	"			" 1366T	17.3	183	21
	BUFA 484S (1)			" 1390T	15.2	171	63
	AOET 1395S			" 1400T	16.2	178	41
	"			" 1403T	13.8	178	71
	JKAA 561S (1)			" 1410T	15.2	169	66
	"			" 1411T	16.2	175	45
	AOET 1395S			" 1430T	15.6	157	78
	"			" 1432T	15.5	158	78

BREEDER & TELEPHONE	SIRE IDENTIFICATION	SIRE E.B.V.		PIG IDENTIFICATION	BACKFAT (MM) TO 90 KG	AGE DAYS TO 90 KG	IND
		FAT (MM)	AGE (DAYS)				
Gray, L. Marwayne 847-2437	12 month average			61 pigs	(14.3)	(147)	
	KKEF 2781S			AOLO 20U	15.0	122	132
Kaveander Farms Ltd. Edmonton 973-5287	12 month average			80 pigs	(16.4)	(172)	
	ACUT 64S	+0.7	+0.1	ACUT 407T	9.0	202	118
	"			" 409T	11.0	199	109
	ACUT 385S	-0.1	-9.7	" 419T	16.1	175	99
	"			" 0412T	15.2	199	81
	"			" 427T	16.4	199	71
	ACUT 64S	+0.7	+0.1	" 443T	12.5	167	131
	"			" 446T	15.5	150	129
	"			" 448T	13.8	168	121
	"			" 13U	19.3	130	124
Knobben, G. Jarvie 954-2125	12 month average			54 pigs	(12.7)	(154)	
	ARHL 206S	-0.6	-2.8	GARY 30U	12.6	130	154
Maschmeyer, D. Bruderheim 998-2845	12 month average			68 pigs	(14.5)	(143)	
	DOUG 14T			DOUG 15U	15.5	132	110
Milne, B. Ponoka 783-6695	12 month average			114 pigs	(15.0)	(155)	
	ANZI 1913S (1)			MILN 789T	14.4	141	132
	"			" 790T	13.7	142	131
	"			" 791T	13.6	148	129
	"			" 792T	13.7	142	137
	"			" 795T	13.3	133	158
	"			" 799T	13.8	143	134
	"			" 800T	14.6	151	112
	"			" 807T	15.3	140	121
	"			" 809T	15.3	137	127
	"			" 810T	15.2	147	113
	BUFA 484S (1)			" 2U	15.6	144	112
	"			" 3U	17.3	136	107
Papenhuyzen, C. Stony Plain 963-4358	12 month average			(Not Available)			
	BUFA 664S			ASUS 181T	16.7	160	
	"			" 183T	18.0	164	
	"			" 187T	16.5	151	

BREEDER & TELEPHONE	SIRE IDENTIFICATION	SIRE E.B.V.		PIG IDENTIFICATION	BACKFAT (MM) TO 90 KG	AGE DAYS TO 90 KG	INDEX
		FAT (MM)	AGE (DAYS)				
Reiter Farms Iron Springs 738-4472	12 month average			86 pigs	(14.9)	(165)	
	ARBF 706S			RITR 1154T	15.8	163	93
	KKEF 440T			" 1208T	14.3	147	134
	BUFA 484S (1)			" 6U	13.7	143	148
	"			" 15U	18.7	145	94
Rice, R. Ardrossan 998-2794	12 month average			21 pigs	(13.7)	(160)	
	AHPZ 26S	-1.3	+3.8	AHPZ 215T	14.4	172	72
Roeske, M. Alcomdale 939-4938	12 month average			30 pigs	(16.2)	(160)	
	TUY 237S	-1.3	-2.9	ROSE 482T	13.8	176	98
	BUFA 484S (1)			" 502T	14.3	182	80
	ANZI 1913S (1)			" 547T	18.0	141	117
	"			" 562T	15.3	147	137
	AMBW 278P (2)	-2.4	-1.6	" 9U	18.2	141	114
	"			" 18U	15.5	129	171
Turko, D. Newbrook 576-2315	12 month average			(Not Available)			
	AHKP 415S	-0.5	-5.8	DANY 72T	15.9	162	
West, N., T.J. & L. Radway 736-3790	12 month average			28 pigs	(14.8)	(163)	
	ATED 53S	-0.0	+2.2	ATED 342T	13.2	175	102
	ATED 98S	-0.1	+0.4	" 358T	12.9	176	105
	"			" 359T	12.6	173	112
	"			" 363T	14.8	161	103
	"			" 364T	14.0	159	115
	"			" 367T	11.9	169	126
	ATED 53S	-0.0	+2.2	" 385T	15.7	162	89
	ATED 98S	-0.1	+0.4	" 4U	12.6	151	143
	"			" 5U	8.7	147	201

BREEDER & TELEPHONE	SIRE IDENTIFICATION	SIRE E.B.V.		PIG IDENTIFICATION	BACKFAT (MM) TO 90 KG	AGE DAYS TO 90 KG	INDE
		FAT (MM)	AGE (DAYS)				
<u>LANDRACE</u>							
Agra Farms Ltd. Okotoks 938-7741	12 month average			184 pigs	(13.8)	(156)	
	ARHL 1046S			ARHL 1036T	12.1	171	89
	"			" 1044T	12.5	164	97
	"			" 1046T	11.6	168	100
	AOUD 1446S			" 1105T	8.9	147	170
	GIP 911P (1)	-2.5	-1.4	" 16U	13.5	139	137
	"			" 17U	13.7	148	116
Barrett, R. & A. Ponoka 783-5192	12 month average			107 pigs	(16.4)	(139)	
	ROYS 94T			ROYS 11U	15.4	132	125
	"			" 12U	13.4	127	156
	ROYS 264S			" 18U	17.1	132	104
	"			" 19U	16.7	130	112
	ROYS 40P	-1.0	-0.2	" 28U	15.0	128	135
	"			" 30U	16.2	128	121
Knobben, G. Jarvie 954-2125	12 month average			25 pigs	(12.3)	(146)	
	GARY 356S			GARY 1U	15.8	136	73
	"			" 2U	14.8	141	71
	"			" 3U	16.9	143	24
	AREE 403S			" 10U	18.1	141	9
Knobben, J. Jarvie 954-2647	12 month average			(Not Available)			
	GARY 356S			AREE 1U	10.4	133	
	"			" 2U	12.3	141	
Maschmeyer, G. Bruderheim 998-2845	12 month average			(Not Available)			
	AOUD 1459S			HILL 7U	15.0	127	
	"			" 8U	16.0	120	
	"			" 9U	13.0	125	
Milne, B. Ponoka 783-6695	12 month average			(Not Available)			
	MILN 23T			MILN 782T	17.3	139	
	ARHL 840S (1)			" 22U	13.9	126	



BREEDER & TELEPHONE	SIRE IDENTIFICATION	SIRE E.B.V.		PIG IDENTIFICATION	BACKFAT (MM) TO 90 KG	AGE DAYS TO 90 KG	INDEX
		FAT (MM)	AGE (DAYS)				
<u>LACOMBE</u>							
Bloomsbury Farms Bloomsbury 674-3307	12 month average			24 pigs	(16.9)	(137)	
	BL 1107S			BL 102U	21.1	139	46
	BL 354T			" 207U	15.6	132	133
Five Lakes Farms Mayerthorpe 786-4373	12 month average			139 pigs	(14.3)	(161)	
	JA 503R	-0.0	+6.0	JA 101U	14.1	147	121
	"			" 103U	15.6	146	104
	"			" 104U	16.3	144	98
	KR 1303S	-1.8	+1.7	JA 490T	14.7	179	70
	JA 503R	-0.0	+6.0	JA 504T	16.4	168	65
	"			" 511T	17.3	174	46
	"			" 512T	17.3	169	53
	JA 702S			" 522T	14.6	165	90
	"			" 523T	13.3	171	98
	KR 1303S	-1.8	+1.7	" 532T	14.5	151	111
	"			" 533T	12.4	161	122
	"			" 534T	15.0	148	109
	JA 503R	-0.0	+6.0	" 540T	16.1	159	81
<u>HAMPSHIRE</u>							
Bloomsbury Farms Bloomsbury 674-3307	12 month average			(Not Available)			
	ARWX 1335S			WM 8305T	14.1	149	
Braat, J. Coaldale 327-9757	12 month average			22 pigs	(14.1)	(145)	
	ANZI 52S			ARBFB 1U	13.6	143	112
Brownlee, J. Hairy Hill 768-2313	12 month average			35 pigs	(12.2)	(178)	
	JKAA 811R	+1.1	+0.4	AHKP 703T	14.0	196	61
	"			" 704T	12.7	190	82
	"			" 706T	15.0	193	53
	"			" 708T	16.3	195	36
Five Lakes Farms Mayerthorpe 786-4373	12 month average			51 pigs	(13.1)	(166)	
	AJCM 1003S	+0.2	+2.1	NP 1314T	12.9	179	85
	"			YAP 1423T	16.2	167	55
	NP 282S			JKAA 1501T	16.2	157	69

BREEDER & TELEPHONE	SIRE IDENTIFICATION	SIRE E.B.V.		PIG IDENTIFICATION	BACKFAT (MM) TO 90 KG	AGE DAYS TO 90 KG	IND
		FAT (MM)	AGE (DAYS)				
Papenhuyzen, C. Stony Plain 963-4358	12 month average			(Not Available)			
	ASUS 49S			ASUS 170T	14.8	163	
	"			" 178T	18.0	185	
<u>DUROC</u>							
Braat, J. Coaldale 327-9757	12 month average			36 pigs	(12.3)	(146)	
	ANKF 421P (2)			ARBF 922T	10.9	150	10
	"			" 932T	11.7	169	5
	"			" 933T	12.2	160	7
Maschmeyer, G. Bruderheim 998-2845	12 month average			26 pigs	(14.8)	(148)	
	ZTF 223S (2)			HILL 2U	13.6	139	13
	ANKF 571R (2)			" 12U	10.8	135	17
	"			" 14U	14.3	142	11
	"			" 15U	14.2	137	13
Rice, R. Ardrossan 998-2794	12 month average			21 pigs	(13.1)	(172)	
	ARVY 551S			AHPZ 0199T	18.6	166	5
	"			" 202T	11.9	181	10
	ARVY 575S	-0.6	+2.1	ARVY 208T	13.9	164	10
<u>CROSSBRED</u>							
Braat, J. Coaldale 327-9757	12 month average			42 pigs	(13.3)	(143)	
	ANZI 52S			865T	10.8	180	4
	"			938T	9.5	166	8
	ARBF 726S			16U	12.2	140	11
	"			17U	15.3	140	9
	ANZI 52S			28U	11.1	134	13
	"			55U	10.8	145	11
Morinville Colony Morinville 939-2118	12 month average			(Not Available)			
	GARY 10S			202T	14.6	190	

BREEDER & TELEPHONE	SIRE IDENTIFICATION	SIRE E.B.V.		PIG IDENTIFICATION	BACKFAT (MM) TO 90 KG	AGE DAYS TO 90 KG	INDEX
		FAT (MM)	AGE (DAYS)				
Ranchview Test Barn Bentley 748-3802	12 month average			1515 pigs	(14.3)	(152)	
	RFAA 2219S			RFAA 4253T	13.8	156	99
	RFAA 3901S			" 4271T	12.3	152	123
	"			" 4272T	13.0	148	121
	"			" 4274T	12.0	147	133
	RFAA 1911P			" 4282T	15.1	150	93
	"			" 4283T	13.8	148	112
	RFAA 110S			" 4301T	15.4	147	95
	"			" 4303T	13.4	162	92
	"			" 4311T	13.3	147	120
	RFAA 1911P			" 4324T	12.2	150	127
	RFAA 3972S			" 4331T	13.1	148	120
	RFAA 2219S			" 4343T	12.1	149	131
	"			" 4344T	12.6	147	128
	"			" 4346T	12.5	149	125
	"			" 4347T	12.9	148	123
	RFAA 111S			" 4352T	13.5	144	122
	"			" 4356T	14.7	143	110
	"			" 4358T	12.9	150	118
	"			" 4361T	13.5	151	111
	"			" 4365T	13.4	149	114
	RFAA 1278N			" 4371T	12.2	147	133
	RFAA 671P			" 4391T	13.3	145	122
	"			" 4392T	12.9	158	106
	RFAA 11S			" 4411T	17.1	139	87
	"			" 4412T	16.3	139	97
	"			" 4414T	16.3	139	97
	RFAA 3901S			" 4443T	15.2	155	84
	"			" 4444T	13.6	155	103
	RFAA 11S			" 4471T	13.7	139	129
	RFAA 11S			" 4473T	13.4	144	122
	RFAA 1278N			" 4245T	13.3	157	103
	RFAA 2219S			" 4255T	15.5	162	69
	RFAA 3901S			" 4272T	15.4	154	82
	RFAA 110S			" 4304T	14.6	153	94
	"			" 4305T	11.8	155	124
	"			" 4312T	11.7	157	121
	RFAA 3972S			" 4332T	14.2	161	85
	RFAA 2219S			" 4345T	11.8	151	130
	RFAA 111S			" 4355T	12.6	152	119
	"			" 4358T	13.3	149	117
	"			" 4362T	18.0	148	63
	RFAA 671P			" 4392T	13.4	155	104
	RFAA 68S			" 4401T	14.4	150	101

BREEDER & TELEPHONE	SIRE IDENTIFICATION	SIRE E.B.V.		PIG IDENTIFICATION	BACKFAT (MM) TO 90 KG	AGE DAYS TO 90 KG	IND
		FAT (MM)	AGE (DAYS)				
Ranchview Test Barn (continued)	RFAA 11S			" 4415T	15.4	146	9
	RFAA 3901S			" 4444T	12.4	154	11
	RFAA 11S			" 4451T	14.9	147	10
	"			" 44511T	15.4	146	9
	"			" 4452T	15.4	146	9
	RFAA 1911P			" 4483T	16.3	139	9
	"			" 4494T	15.9	153	7
	RFAA 3972S			" 4514T	15.3	150	9
	RFAA 3901S			" 4522T	13.1	141	13
	RFAA 48S			" 4541T	12.1	139	14
	"			" 4542T	12.9	138	13
	RFAA 1278N			" 4556T	13.5	147	11
	RFAA 2219S			" 4561T	13.5	142	12
	RFAA 671P			" 4574T	16.6	154	6
	"			" 4575T	14.8	156	8
	RFAA 3972S			" 4592T	15.4	136	11
	RFAA 671P			" 4606T	14.2	143	11
	RFAA 11S			" 4634T	11.9	146	13
Reiter Farms Iron Springs 738-4472	12 month average			(Not Available)			
	TONY 1061S			8CB 1195T	12.9	152	
	"			" 1254T	12.8	141	
	"			" 1255T	13.1	144	
	AJCM 1481S (1)			" 61U	16.8	142	
Rice, R. Ardrossan 998-2794	12 month average			(Not Available)			
	ARVY 299N	-0.8	+7.7	8AM 213T	13.9	174	
	"			" 214T	12.0	164	
West, N. & T.J. Radway 736-3790	12 month average			(Not Available)			
	ATED 53S	-0.0	+2.2	09 1537T	12.5	158	
	"			" 1541T	12.9	161	
	"			" 1542T	14.8	152	

## GILTS

BREEDER ADDRESS & TELEPHONE NUMBER	12 MONTH AVERAGE			PROBE PERIOD			
	# PROBED	BACKFAT (mm)	AGE (days)	DATE	# PROBED	AVG. B.F.	AVG. AGE
<u>YORKSHIRE</u>							
Bloomsbury Farms Bloomsbury 674-3307	(Not Available)			May 16 - 31	4	16.0	147
Braat, J. Coaldale 327-9757	342	12.9	155	"	12	12.0	168
Brownlee, J. Hairy Hill 768-2313	70	15.2	165	"	4	15.9	169
Five Lakes Farms Mayerthorpe 786-4373	223	14.5	171	"	10	16.8	177
Gray, L. Marwayne 847-2437	70	15.0	14.9	"	3	14.9	134
Kaveander Farms Ltd. Edmonton 973-5287	159	16.9	179	"	25	15.4	173
Knobben, G. Jarvie 954-2125	38	13.7	165	"	4	14.5	153
Knobben, J. Jarvie 954-2647	63	13.7	159	"	1	11.5	151
Maschmeyer, D. Bruderheim 998-2845	73	14.9	148	"	1	13.6	136
Milne, B. Ponoka 783-6695	130	16.3	160	"	9	15.4	150


BREEDER ADDRESS & TELEPHONE NUMBER	12 MONTH AVERAGE			PROBE PERIOD			
	# PROBED	BACKFAT (mm)	AGE (days)	DATE	# PROBED	AVG. B.F.	AVG AGE
Papenhuyzen, C. Stony Plain 963-4358	(Not Available)			May 16 - 31 "	7	20.1	158
Reiter Farms Iron Springs 738-4472	136	16.3	173		23	16.2	162
Rice, R. Ardrossan 998-2794	30	15.1	166	"	2	14.9	163
Roeske, M. Alcomdale 939-4938	179	18.3	169	"	17	16.3	170
Turko, D. Newbrook 576-2315	(Not Available)			"	5	15.4	154
West, N. & T.J. Radway 736-3790	48	16.1	168	"	4	14.0	165
<u>LANDRACE</u>							
Agra Farms Ltd. Okotoks 938-7741	255	14.6	161	"	8	12.9	168
Barrett, R. & A. Ponoka 783-5192	151	17.2	144	"	2	17.6	136
Braat, J. Coaldale 327-9757	21	15.3	149	"	1	11.1	156
Knobben, G. Jarvie 954-2125	25	13.0	157	"	4	17.0	144
Knobben, J. Jarvie 954-2647	(Not Available)			"	3	14.2	146

BREEDER ADDRESS & TELEPHONE NUMBER	12 MONTH AVERAGE			PROBE PERIOD			
	# PROBED	BACKFAT (mm)	AGE (days)	DATE	# PROBED	AVG. B.F.	AVG. AGE
Maschmeyer, G. Bruderheim 998-2845	(Not Available)			May 16 - 31	3	13.6	127
Milne, B. Ponoka 783-6695	22	14.9	154	"	4	14.6	140
<u>LACOMBE</u>							
Bloomsbury Farms Bloomsbury 674-3307	27	18.4	140	"	7	17.8	150
Five Lakes Farms Mayerthorpe 786-4373	133	15.7	171	"	8	16.4	170
<u>HAMPSHIRE</u>							
Bloomsbury Farms Bloomsbury 674-3307	(Not Available)			"	2	12.5	153
Braat, J. Coaldale 327-9757	(Not Available)			"	1	13.6	159
Brownlee, J. Hairy Hill 768-2313	35	13.2	171	"	4	12.3	198
Five Lakes Farms Mayerthorpe 786-4373	67	14.2	171	"	4	14.8	168
Morinville Colony Morinville 939-2118	(Not Available)			"	1	14.7	159
Papenhuyzen, C. Stony Plain	30	13.9	171	"	11	14.1	179

BREEDER ADDRESS & TELEPHONE NUMBER	12 MONTH AVERAGE			PROBE PERIOD			
	# PROBED	BACKFAT (mm)	AGE (days)	DATE	# PROBED	AVG. B.F.	AVG. AC
<u>DUROC</u>							
Braat, J. Coaldale 327-9757	30	14.5	150	May 16 - 31	5	12.2	16
Maschmeyer, G. Bruderheim 998-2845	32	15.0	153	"	1	17.9	13
Rice, R. Ardrossan 998-2794	22	14.9	170	"	3	16.6	16
<u>CROSSBRED</u>							
Baert, M. Barrhead 674-3953	183	17.3	149	"	12	15.9	15
Barrett, R. & A. Ponoka 783-5192	(Not Available)			"	4	21.5	13
Braat, J. Coaldale 327-9757	38	13.7	149	"	5	13.4	16
Lepp, S. Wembley 766-2583	278	13.9	171	"	10	15.5	16
Maschmeyer, G. Bruderheim 998-2845	(Not Available)			"	1	13.1	14
Milne, B. Ponoka 783-6695	188	16.0	160	"	16	15.8	14
Morinville Colony Morinville 939-2118	68	15.3	183	"	4	17.6	17



BREEDER ADDRESS & TELEPHONE NUMBER	12 MONTH AVERAGE			PROBE PERIOD			
	# PROBED	BACKFAT (mm)	AGE (days)	DATE	# PROBED	AVG. B.F.	AVG. AGE
Olds College Olds 556-8393	205	16.3	162	May 16 - 31	32	17.0	161
Ranchview Farms "B" Bentley 748-3802	740	16.5	170	"	40	16.0	172
Reiter Farms Iron Springs 738-4472	34	15.0	162	"	4	14.1	151
Turko, D. Newbrook 576-2315	(Not Available)			"	2	17.6	168
West, N. & T.J. Radway 736-3790	219	17.0	163	"	33	15.3	161
Woelk Farms, Unit 1 Millet 387-4801	104	17.0	174	"	10	17.3	180
Woelk Farms, Unit 2 Millet 387-4801	102	17.0	171	"	14	15.6	182



HOME TEST REPORT  
June 1 - 15, 1986

This report contains a list of boars and gilts which completed the ultrasonic home test during the past two weeks. It is available to pig producers as an aid in selecting quality breeding stock. Information in the report is intended to reflect the relative potential breeding worth of animals listed in terms of economic traits measured. These traits are carcass quality in terms of backfat and growth rate from birth to 90 kg.

Information Reported

1. Information listed for each tested pig consists of: (a) breeder; (b) sire identification and EBV; (c) pig identification; (d) age (days) adjusted to 90 kg liveweight; (e) average backfat (mm) adjusted to 90 kg and (f) index of the pig compared to its contemporaries.
2. Home test herd averages are shown where 20 or more pigs by sex and breed were tested from the herd during the previous twelve month period. This average is the one against which all pigs in the current report are indexed. Animals of average economic merit will index 100. Boars or gilts with superior performance will be reflected by an index over 100.
3. It is important to remember that between-herd comparisons should not be made on the basis of home test data. Differences in environment, nutrition and management between farms will render such comparisons invalid.
4. Between herd comparisons should be made on the basis of the sires Estimated Breeding Values (EBV). EBV's are an estimate of the genetic value of the sire for backfat (mm at 90 kg) and growth rate (days to 90 kg). They are obtained by comparing the performance of each sire and of their relatives compared to all other sires and dams in Western Canada using a computer statistical model called the best linear unbiased prediction (BLUP) method. Across herd comparisons of sire EBV's are valid because the management of the herd in which each record was obtained has been corrected for. EBV's are based on 0, which is the average for Western Canada, the greater the negative number the more likely the sire's progeny will genetically reduce backfat and/or age. The greater the positive EBV's the greater the likelihood the sire's progeny will show genetic increase in backfat and/or growth rate. Where no EBV's are shown, sires are too new to have been evaluated.
5. EBV's are available for dams from the breeders on the program. The Pork Industry Branch also has EBV's from other regions in Canada.

How To Use This Report

(See Reverse)

BOARS

1. Find a sire which exhibits those performance EBV's that you consider most important in the breed that fits into your intended breeding program.
2. Narrow your field of farms due to distance, health considerations, etc.
3. Find the highest indexing boar(s) from the sire you have chosen and phone the breeder to ascertain if they are available and physically sound, cost, etc.
4. Go examine the boar(s) yourself if you wish to make a final judgement to close the sale.

GILTS

1. Determine what breeds or crossbreds will fit in best to your intended breeding program.
2. Limit your choices of farms due to distance, health status, etc.
3. Find the farm(s) with the best overall performance in the breed(s) you have identified and phone them as to availability, price, etc.
4. Visit the farm yourself to make final determination regarding soundness and suitability, etc.

The animals reported have not been evaluated for physical or breeding soundness and health status. These assessments must be made by the selector.

Prepared by: Lajos Hajdu  
Senior Swine Technician  
Alberta Agriculture, Pork Industry Branch  
#204, 7000 - 113 Street  
EDMONTON, Alberta  
T6H 5T6  
Phone: 427 - 5319

## BOARS

BREEDER & TELEPHONE	SIRE IDENTIFICATION	SIRE E.B.V.		PIG IDENTIFICATION	BACKFAT (MM) TO 90 KG	AGE DAYS TO 90 KG	INDEX
		FAT (MM)	AGE (DAYS)				
<u>YORKSHIRE</u>							
Braat, J. Coaldale 327-9757	12 month average			140 pigs	(11.7)	(14.7)	
	ANZI 832S	-2.2	+0.4	ARBF 7U	11.6	154	88
	ANZI 3863P	-1.9	+7.8	" 20U	12.5	153	83
	"			" 21U	14.2	143	89
	"			" 22U	9.6	147	116
	ANZI 832S	-2.2	+0.4	" 46U	10.7	144	114
	"			" 47U	10.1	156	95
	ANZI 1712S			" 66U	13.7	152	76
Ervingfeld, B. Coaldale 345-3420	12 month average			34 pigs	(14.2)	(169)	
	KKEF 1304S	-2.2	-2.9	AOGK 931T	17.5	160	79
	"			" 932T	11.6	170	122
	"			" 933T	13.8	165	109
	KKEF 3447S			" 943T	14.3	158	112
	"			" 952T	13.1	155	126
	"			" 3U	12.9	165	117
Five Lakes Farms Layrthorpe 86-4373	12 month average			199 pigs	(13.1)	(163)	
	ANZI 1722S			JKAA 1380T	15.0	195	32
	AOET 1395S			" 1431T	15.4	168	65
	JKAA 0792P	-0.5	-0.8	" 401U	15.2	154	87
	"			" 402U	15.0	153	91
	"			" 403U	15.2	154	87
	AOET 1395S			" 602T	14.2	146	111
	JKAA 982S			" 801U	14.3	138	120
	"			" 802U	16.7	142	85
	"			" 903U	13.3	142	127
	"			" 904U	15.6	145	95
Wynne Vista Farms Wynne 52-2998	12 month average			87 pigs	(13.8)	(170)	
	ANZI 1913S (1)			GWYN 17603T	10.5	184	104
Waverander Farms Edmonton 73-5287	12 month average			71 pigs	(16.9)	(175)	
	ACUT 385S	-0.1	-9.7	ACUT 417T	15.3	213	83
	ACUT 433S			" 457T	14.1	172	133
	ACUT 385S	-0.1	-9.7	" 0460T	16.8	191	92
	ACUT 173S	-0.7	-0.9	" 479T	13.6	173	135
	ACUT 385S	-0.1	-9.7	" 9U	13.9	160	145

BREEDER & TELEPHONE	SIRE IDENTIFICATION	SIRE E.B.V.		PIG IDENTIFICATION	BACKFAT (MM) TO 90 KG	AGE DAYS TO 90 KG	INDE
		FAT (MM)	AGE (DAYS)				
Knobben, G. Jarvie 954-2125	12 month average			54 pigs	(12.7)	(154)	
	ARHL 206S	-0.6	-2.8	GARY 50U	13.1	149	105
	"			" 52U	13.6	156	83
Knobben, J. Jarvie 954-2647	12 month average			83 pigs	(12.5)	(154)	
	AREE 63S	-0.9	-0.3	AREE 14U	12.0	156	103
	ARHL 206S	-0.6	-2.8	" 33U	8.6	146	167
	GARY 42S	+1.5	-4.8	" 51U	14.0	147	95
Maschmeyer, D. Bruderheim 998-2845	12 month average			62 pigs	(14.2)	(143)	
	DOUG 374S			DOUG 4U	16.2	164	45
	DOUG 14T			" 14U	15.0	154	74
	"			" 24U	15.4	137	99
	"			" 25U	13.9	125	133
	"			" 26U	15.9	140	89
Maschmeyer, G. Bruderheim 998-2845	12 month average			27 pigs	(14.7)	(143)	
	DOUG 14T			HILL 5U	11.3	140	132
	DOUG 374S			" 16U	15.4	142	96
	AOVX 158N	-0.3	-5.2	" 24U	14.7	121	135
	"			" 25U	15.9	132	107
	"			" 26U	10.1	120	173
	"			" 28U	14.1	134	119
Matejka, G. Sylvan Lake 887-2656	12 month average			123 pigs	(14.9)	(155)	
	KKEF 2193S	-1.4	-4.2	KKEF 3084T	12.0	146	147
	KKEF 1284S	-1.7	-4.2	" 3184T	11.7	155	139
	ACUT 384S			" 53U	17.2	153	75
	"			" 61U	14.4	149	115
	KKEF 32T			" 85U	13.9	151	117
	RITR 655S			" 97U	12.4	154	131
	KKEF 3160R	-3.2	+0.8	" 110U	14.8	141	119
	ACUT 384S			" 144U	13.6	137	139
	"			" 150U	13.3	151	125
	"			" 158U	13.2	140	140
	KKEF 1284S	-1.7	-4.2	" 160U	13.6	148	125
KKEF 3415S			" 237U	14.4	142	123	
ACUT 384S			" 270U	10.4	153	157	

BREEDER & TELEPHONE	SIRE IDENTIFICATION	SIRE E.B.V.		PIG IDENTIFICATION	BACKFAT (MM) TO 90 KG	AGE DAYS TO 90 KG	INDEX
		FAT (MM)	AGE (DAYS)				
Wilne, B. Bonoka 83-6695	12 month average			114 pigs	(15.0)	(155)	
	BUFA 484S (1)			MILN 1U	14.3	148	120
	"			" 2U	14.3	145	125
	"			" 3U	15.2	137	130
	"			" 31U	15.2	141	122
	"			" 32U	17.1	145	94
Leiter Farms Iron Springs 38-4472	12 month average			86 pigs	(14.9)	(165)	
	ANZI 1913S (1)			RITR 1148T	14.2	182	78
	KKEF 440T			" 1207T	11.9	173	115
	"			" 1209T	14.1	178	86
	RITR 205R	-0.0	-3.5	" 1225T	13.0	168	113
	KKEF 440T			" 24U	11.5	166	131
	KKEF 1570R	+0.1	+0.5	" 125U	12.7	144	156
	KKEF 440T			" 146U	14.8	145	133
Price, R. Woodrossan 98-2794	12 month average			21 pigs	(13.7)	(160)	
	BUFA 484S (1)			AHPZ 221T	11.7	173	102
	"			" 225T	13.8	181	65
	"			" 228T	13.2	173	84
Boeske, M. Waldale 39-4938	12 month average			30 pigs	(16.2)	(160)	
	ANZI 1913S (1)			ROSE 536T	13.4	169	115
	"			" 544T	11.7	174	126
	AMBW 278P (2)	-2.8	-1.6	" 16U	14.2	157	130
	BUFA 484S (1)			" 67U	16.3	153	114
	"			" 85U	20.4	148	72
Leber Farms Ltd. Waldale 82-2572	12 month average			(Not Available)			
	MILN 293S			AWGF 585T	12.7	169	
	"			" 586T	15.5	188	
	"			" 602T	12.9	163	
	"			" 603T	15.5	174	
<u>LANDRACE</u>							
Wraat, J. Waldale 27-9757	12 month average			(Not Available)			
	ASDZ 541S			ARBF 960U	12.3	161	
	"			" 961U	15.0	165	

BREEDER & TELEPHONE	SIRE IDENTIFICATION	SIRE E.B.V.		PIG IDENTIFICATION	BACKFAT (MM) TO 90 KG	AGE DAYS TO 90 KG	INDEX
		FAT (MM)	AGE (DAYS)				
Duff, D. Fort Saskatchewan 998-3101	12 month average			50 pigs	(15.4)	(153)	
	GARY 420S			DUFF 10U	12.4	149	130
Lakeland College Vermilion 853-8597	12 month average			87 pigs	(14.4)	(175)	
	ROYS 101S	-0.9	+ 4.8	ATAT 758T	16.7	185	65
	DASA 871S	-0.3	-19.6	" 770T	17.1	160	90
	"			" 771T	15.3	179	86
	"			" 772T	14.8	161	112
	"			" 833T	16.1	159	102
	"			" 792T	14.4	180	94
	"			" 798T	17.3	165	82
Matejka, T. Sylvan Lake 887-2656	12 month average			30 pigs	(14.7)	(162)	
	DASA 1T			TONY 11U	17.1	144	99
	"			" 13U	15.6	148	113
Milne, B. Ponoka 783-6695	12 month average			(Not Available)			
	ARHL 840S (1)			MILN 20U	14.3	144	
	"			" 21U	15.4	144	
	"			" 23U	15.6	155	
Wakeena Farm Bentley 748-4252	12 month average			(Not Available)			
	ROYS 43S	-0.2	+3.1	KEEN 450T	14.4	153	
	"			" 452T	15.9	162	
	"			" 454T	13.7	158	
	KEEN 36S			" 8U	15.0	149	
<u>LACOMBE</u>							
Baert, M. Barrhead 674-3953	12 month average			(Not Available)			
	BL 835S			MBM 251T	15.7	155	
	"			" 252T	14.5	154	
	"			" 253T	14.0	157	
	"			" 254T	14.6	161	
	"			" 2U	14.8	167	



BREEDER & TELEPHONE	SIRE IDENTIFICATION	SIRE E.B.V.		PIG IDENTIFICATION	BACKFAT (MM) TO 90 KG	AGE DAYS TO 90 KG	INDEX
		FAT (MM)	AGE (DAYS)				
Five Lakes Farms Mayerthorpe 786-4373	12 month average			139 pigs	(14.3)	(161)	
	KR 1303S	-1.8	+1.7	JA 551T	12.6	174	102
	JA 503R	-0.0	+6.0	" 102U	16.2	170	64
	"			" 1006U	13.8	142	131
	KR 1303S	-1.7	-1.7	" 1103U	13.1	141	141
Gwynne Vista Farms Gwynne 852-2998	12 month average			88 pigs	(14.1)	(162)	
	KR 8904S			KR 17303T	13.8	199	45
	"			" 17304T	13.4	187	67
	"			" 17505T	13.3	184	74
	JA 522S			" 302U	14.4	166	90
	KR 8904S			" 503U	15.4	163	86
	"			" 904U	12.4	162	116
	JA 522S			" 1102U	14.4	160	100
	"			" 1105U	14.4	160	100
	"			" 1111U	12.5	155	126
<u>HAMPSHIRE</u>							
raat, J. oaldale 27-9757	12 month average			22 pigs	(14.1)	(145)	
	ANZI 52S			ARBF 125U	14.1	127	152
Five Lakes Farms Mayerthorpe 86-4373	12 month average			51 pigs	(13.1)	(166)	
	AJCM 1003S	+0.2	+2.1	JKAA 1300T	14.1	201	37
	"			" 1301T	14.1	201	37
	"			NP 1310T	12.7	193	68
	"			" 1315T	13.8	205	36
	"			JKAA 1371T	14.4	192	46
	"			" 1373T	14.0	197	44
	"			" 1374T	14.6	189	47
	"			YAP 1421T	14.6	181	58
	"			" 1424T	15.0	187	44
	JKAA 220T			JKAA 1451T	13.9	168	86
	"			" 1453T	14.6	169	75
	"			" 1454T	15.8	177	47
	"			" 1455T	13.3	176	83
	AJCM 1003S	+0.2	+2.1	" 1461T	13.2	166	99
	"			" 1482T	12.4	163	114
	NP 282S			" 1500T	12.4	171	103
	AJCM 1003S	+0.2	+2.1	" 501U	11.6	141	154
	"			" 502U	13.2	152	118

BREEDER & TELEPHONE	SIRE IDENTIFICATION	SIRE E.B.V.		PIG IDENTIFICATION	BACKFAT (MM) TO 90 KG	AGE DAYS TO 90 KG	INDEX
		FAT (MM)	AGE (DAYS)				
<u>DUROC</u>							
Maschmeyer, G. Bruderheim 998-2845	12 month average			20 pigs	(14.3)	(152)	
	AOUD 1512R	-0.6	+3.0	HILL 24U	14.1	131	139
Rice, R. Ardrossan 998-2794	12 month average			21 pigs	(13.1)	(172)	
	ARVY 551S			AHPZ 195T	13.0	176	96
	"			" 196T	13.5	174	93
	"			" 198T	12.0	170	111
<u>CROSSBRED</u>							
Braat, J. Coaldale 327-9757	12 month average			42 pigs	(13.3)	(143)	
	ARBF 726S			10U	10.6	149	108
	ANZI 52S			56U	11.9	150	97
Groot, C. Neerlandia 674-4077	12 month average			72 pigs	(15.3)	(167)	
	621			3912T	13.8	172	107
	61			3921T	12.4	176	119
	"			3923T	14.1	166	115
	"			3924T	14.1	164	118
	"			3925T	13.3	163	129
	621			3930T	13.1	182	101
	"			3943T	14.0	173	105
	"			3944T	13.0	163	133
	"			3972T	13.1	169	122
	"			3991T	11.6	150	170
	61			4000T	16.0	150	118
	"			4003T	13.9	168	113
	"			4004T	15.5	168	94
	1762			4053U	14.8	147	137
	"			4054U	12.5	147	164
	61			4081U	14.5	138	156
Knobben, G. Jarvie 954-2125	12 month average			(Not Available)			
	AREE 22T			8GK 71U	13.7	145	
	"			" 73U	12.0	145	

BREEDER & TELEPHONE	SIRE IDENTIFICATION	SIRE E.B.V.		PIG IDENTIFICATION	BACKFAT (MM) TO 90 KG	AGE DAYS TO 90 KG	INDEX
		FAT (MM)	AGE (DAYS)				
Neufeld Farms Ltd. Acme 546-3969	12 month average 1 - 5 " " "			3588T 35810T 35811T 35815T	(14.4)	(152)	74 88 86 100
Ranchview Test Barn Bentley 748-3802	12 month average			1515 pigs	(14.3)	(152)	
	RFAA 1911P " " RFAA 3972S " RFAA 3901S " RFAA 110S RFAA 48S " " RFAA 1278N " " " " RFAA 110S " RFAA 3972S " RFAA 48S " " RFAA 11S " " " RFAA 671P RFAA 3901S " " " RFAA 68S " "			RFAA 4481T " 4493T " 4495T " 4512T " 4513T " 4523T " 4525T " 4531T " 4543T " 45411T " 4542T " 4551T " 4553T " 4554T " 4555T " 4558T " 4582T " 4586T " 4591T " 4595T " 4611T " 4612T " 4613T " 4632T " 4633T " 4651T " 4653T " 4661T " 4673T " 4691T " 4692T " 4694T " 4932T " 4503T " 4504T " 4505T	13.2 13.6 11.6 12.6 13.5 10.4 12.1 13.6 11.6 11.6 13.3 13.3 11.1 12.9 11.1 13.7 13.5 12.4 13.6 13.2 13.7 12.4 15.4 11.6 12.1 12.2 12.2 12.9 12.0 12.5 12.3 13.1 14.6 11.1 14.1 11.9	150 162 149 162 147 147 152 150 148 148 145 147 151 145 145 145 151 150 149 146 142 144 142 144 148 143 140 141 148 136 136 143 139 136 175 169 158	115 90 137 103 116 154 126 110 138 138 123 120 138 128 148 118 109 124 113 122 123 135 102 143 132 140 142 123 154 146 138 136 123 98 72 117

BREEDER & TELEPHONE	SIRE E.B.V.		PIG IDENTIFICATION	BACKFAT (MM) TO 90 KG	AGE DAYS TO 90 KG	INDEX
	SIRE IDENTIFICATION	FAT (MM)      AGE (DAYS)				
Ranchview Test Barn (continued)	RFAA 3972S		RFAA 4511T	14.7	160	81
	"		" 4515T	12.7	159	106
	RFAA 3901S		" 4526T	11.3	159	123
	RFAA 671P		" 4571T	13.4	158	99
	"		" 4573T	12.7	160	104
	"		" 4601T	11.5	157	123
	RFAA 147S		" 4641T	15.9	153	79
	RFAA 48S		" 11U	11.8	142	146
	"		" 14U	13.7	140	126
	"		" 15U	12.9	143	130
	"		" 18U	13.3	140	131
	RFAA 11S		" 21U	11.8	147	137
	"		" 23U	13.1	143	129
	RFAA 103S		" 33U	17.8	155	53
	"		" 35U	16.6	157	64
	RFAA 11S		" 41U	17.1	139	87
	"		" 42U	13.0	140	135
	"		" 43U	14.6	139	117
	"		" 46U	16.3	139	97
	RFAA 68S		" 56U	14.0	152	103
Ranchview Farms "B" Bentley 748-3802	12 month average		200 pigs	(15.7)	(156)	
	RFAA 4338S		RFAA 7474T	14.0	166	96
	RFAA 1911P		" 75013T	13.7	155	119
	RFAA 4338S		" 7569T	12.6	163	115
	"		" 75813T	13.3	175	86
	RFAA 111S		" 77013T	14.1	156	115
	RFAA 1001R		" 7735T	12.6	157	126
	"		" 7739T	12.2	149	144
	"		" 77310T	12.9	156	124
	RFAA 111S		" 7744T	13.7	150	129
	RFAA 4338S		" 7818T	12.6	155	130
	"		" 7819T	14.4	147	127
	"		" 78110T	12.3	154	135
	RFAA 575S		" 7829T	13.3	154	126
	RFAA 1001R		" 7927T	15.5	150	112
	RFAA 4338S		" 7966T	12.7	142	153
	RFAA 575S		" 88U	14.8	154	111
	RFAA 2336R		" 104U	14.0	155	116
	RFAA 4669R		" 114U	11.9	141	162
	RFAA 007R		" 512U	13.8	144	138

BREEDER TELEPHONE	SIRE IDENTIFICATION	SIRE E. B. V.		PIG IDENTIFICATION	BACKFAT (MM) TO 90 KG	AGE DAYS TO 90 KG	INDEX
		FAT (MM)	AGE (DAYS)				
Water Farms Ltd. on Springs 8-7742	12 month average			(Not Available)			
	TONY 1061S			8CB 1193T	10.1	167	
	"			" 1194T	10.5	175	
	AJCM 1481S (1)			" 41T	12.6	149	
	"			" 42T	13.1	156	
	NP 282S (1)			" 153T	10.3	138	
	"			" 164T	12.8	133	

BL  
&

B  
C  
3

E  
C  
3

F  
M  
7

G  
G  
3

K  
E  
9

M  
B  
9

M  
B  
9

N  
S  
8

N  
H  
N

F  
T  
N

N  
A  
C

## GILTS

BREEDER ADDRESS & TELEPHONE NUMBER	12 MONTH AVERAGE			PROBE PERIOD			
	# PROBED	BACKFAT (mm)	AGE (days)	DATE	# PROBED	AVG. B.F.	AVG. AGE
<u>YORKSHIRE</u>							
Braat, J. Coaldale 327-9757	342	12.9	155	June 1 - 15	9	10.9	155
Eringfeld, B. Coaldale 345-3420	42	15.8	171	"	8	15.5	166
Five Lakes Farms Mayerthorpe 786-4373	223	14.5	171	"	10	15.6	185
Gwynne Vista Farms Gwynne 352-2998	123	14.6	173	"	5	14.4	177
Kaveander Farms Ltd. Edmonton 973-5287	149	17.1	181	"	13	15.6	172
Maschmeyer, D. Bruderheim 998-2845	70	15.0	148	"	6	17.4	150
Maschmeyer, G. Bruderheim 998-2845	39	15.1	148	"	5	15.4	132
Matejka, G. Sylvan Lake 887-2656	373	15.7	171	"	37	14.0	175
Milne, B. Ponoka 783-6695	130	16.3	160	"	7	16.6	152
Reiter Farms Ltd. Iron Springs 738-4472	136	16.3	173	"	7	14.9	162
Rice, R. Ardrossan 998-2794	30	15.1	166	"	4	16.3	181

BREEDER ADDRESS & TELEPHONE NUMBER	12 MONTH AVERAGE			PROBE PERIOD			
	# PROBED	BACKFAT (mm)	AGE (days)	DATE	# PROBED	AVG. B.F.	AVG. AGE
Roeske, M. Alcomdale 939-4938	179	18.3	169	June 1 - 15	28	16.7	159
Wakeena Farm Bentley 748-4252	34	15.9	157	"	5	14.4	162
Weber Farms Ltd. Castor 882-2572	(Not Available)			"	7	17.3	179
<u>LANDRACE</u>							
Braat, J. Coaldale 327-9757	21	15.3	149	"	3	15.0	158
Duff, D. Fort Saskatchewan 998-3101	145	15.5	158	"	2	16.8	158
Lakeland College Vermilion 853-8597	126	15.5	174	"	14	15.6	170
Milne, B. Ponoka 783-6695	22	14.9	154	"	4	14.1	150
Morinville Colony Morinville 939-2118	(Not Available)			"	3	16.7	144
Wakeena Farm Bentley 748-4252	63	16.7	162	"	5	13.5	157
<u>LACOMBE</u>							
Baert, M. Barrhead 674-3953	(Not Available)			"	6	16.4	163



BREEDER ADDRESS & TELEPHONE NUMBER	12 MONTH AVERAGE			PROBE PERIOD			
	# PROBED	BACKFAT (mm)	AGE (days)	DATE	# PROBED	AVG. B.F.	AVG. AGE
Five Lakes Farms Mayerthorpe 786-4373	133	15.7	171	June 1 - 15	10	15.5	178
Gwynne Vista Farms Gwynne 352-2998	181	14.9	170	"	8	13.9	160
<u>HAMPSHIRE</u>							
Five Lakes Farms Mayerthorpe 786-4373	67	14.2	172	"	12	14.8	177
Reiter Farms Ltd. Iron Springs 738-4472	(Not Available)			"	1	13.1	141
<u>DUROC</u>							
Maschmeyer, G. Bruderheim 998-2845	35	15.3	152	"	3	15.8	138
Rice, R. Ardrossan 998-2794	22	14.9	170	"	1	16.3	186
<u>CROSSBRED</u>							
Braat, J. Coaldale 327-9757	38	13.7	149	"	14	13.3	153
Gwynne Vista Farms Gwynne 352-2998	146	15.7	165	"	5	14.8	167
Jacobsson, G. Neerlandia 674-4867	233	16.7	163	"	23	14.7	173

BREEDER ADDRESS & TELEPHONE NUMBER	12 MONTH AVERAGE			PROBE PERIOD			
	# PROBED	BACKFAT (mm)	AGE (days)	DATE	# PROBED	AVG. B.F.	AVG. AGE
Matejka, G. Sylvan Lake 887-2656	(Not Available)			June 1 - 15	9	14.5	163
Milne, B. Ponoka 783-6695	188	16.0	160	"	26	15.2	149
Morinville Colony Morinville 939-2118	68	15.3	183	"	13	14.6	184
Neufeld Farms Ltd. Acme 546-3969	53	15.6	151	"	11	16.4	157
Ranchview Farms "A" Bentley 748-3802	368	17.1	169	"	21	15.6	173
Ranchview Farms "B" Bentley 748-3802	740	16.5	170	"	54	15.3	167
Weber Farms Ltd. Castor 882-2572	68	15.4	159	"	15	14.4	158

# Alberta Swine Improvement Program

COVADIANA  
AUG - 5 1986

HOME TEST REPORT  
June 16 - 30, 1986

This report contains a list of boars and gilts which completed the ultrasonic home test during the past two weeks. It is available to pig producers as an aid in selecting quality breeding stock. Information in the report is intended to reflect the relative potential breeding worth of animals listed in terms of economic traits measured. These traits are carcass quality in terms of backfat and growth rate from birth to 90 kg.

## Information Reported

1. Information listed for each tested pig consists of: (a) breeder; (b) sire identification and EBV; (c) pig identification; (d) age (days) adjusted to 90 kg liveweight; (e) average backfat (mm) adjusted to 90 kg and (f) index of the pig compared to its contemporaries.
2. Home test herd averages are shown where 20 or more pigs by sex and breed were tested from the herd during the previous twelve month period. This average is the one against which all pigs in the current report are indexed. Animals of average economic merit will index 100. Boars or gilts with superior performance will be reflected by an index over 100.
3. It is important to remember that between-herd comparisons should not be made on the basis of home test data. Differences in environment, nutrition and management between farms will render such comparisons invalid.
4. Between herd comparisons should be made on the basis of the sires Estimated Breeding Values (EBV). EBV's are an estimate of the genetic value of the sire for backfat (mm at 90 kg) and growth rate (days to 90 kg). They are obtained by comparing the performance of each sire and of their relatives compared to all other sires and dams in Western Canada using a computer statistical model called the best linear unbiased prediction (BLUP) method. Across herd comparisons of sire EBV's are valid because the management of the herd in which each record was obtained has been corrected for. EBV's are based on 0, which is the average for Western Canada, the greater the negative number the more likely the sire's progeny will genetically reduce backfat and/or age. The greater the positive EBV's the greater the likelihood the sire's progeny will show genetic increase in backfat and/or growth rate. Where no EBV's are shown, sires are too new to have been evaluated.
5. EBV's are available for dams from the breeders on the program. The Pork Industry Branch also has EBV's from other regions in Canada.

## How To Use This Report

(See Reverse)

How To Use This Report

BOARS

1. Find a sire which exhibits those performance EBV's that you consider most important in the breed that fits into your intended breeding program.
2. Narrow your field of farms due to distance, health considerations, etc.
3. Find the highest indexing boar(s) from the sire you have chosen and phone the breeder to ascertain if they are available and physically sound, cost, etc.
4. Go examine the boar(s) yourself if you wish to make a final judgement to close the sale.

GILTS

1. Determine what breeds or crossbreeds will fit in best to your intended breeding program.
2. Limit your choices of farms due to distance, health status, etc.
3. Find the farm(s) with the best overall performance in the breed(s) you have identified and phone them as to availability, price, etc.
4. Visit the farm yourself to make final determination regarding soundness and suitability, etc.

The animals reported have not been evaluated for physical or breeding soundness and health status. These assessments must be made by the selector.

Prepared by: Lajos Hajdu  
Senior Swine Technician  
Alberta Agriculture, Pork Industry Branch  
#204, 7000 - 113 Street  
EDMONTON, Alberta  
T6H 5T6  
Phone: 427 - 5319

## BOARS

BREEDER TELEPHONE	SIRE IDENTIFICATION	SIRE E.B.V.		PIG IDENTIFICATION	BACKFAT (MM) TO 90 KG	AGE DAYS TO 90 KG	INDEX
		FAT (MM)	AGE (DAYS)				
<u>YORKSHIRE</u>							
gra Farms Ltd. kotoks 38-7741	12 month average			143 pigs	(15.0)	(161)	
	ROU 542S			ARHL 11U	13.2	177	92
	ARHL 728S	-1.1	-11.1	" 34U	13.6	163	113
	ARHL 385S	-1.9	- 1.7	" 83U	14.4	153	123
	"	-1.9	- 1.7	" 84U	14.5	143	141
	"	-1.9	- 1.7	" 87U	14.2	148	134
	"	-1.9	- 1.7	" 88U	13.4	137	166
	ARHL 378T			" 136U	16.5	144	116
	"			" 138U	18.8	133	110
	"			" 140U	16.1	142	124
oomsbury Farms oomsbury 74-3307	12 month average			(Not Available)			
	ATAM 36S	-1.0	-2.2	WM 109U	12.0	161	
	"	-1.0	-2.2	WM 204U	13.8	171	
raat, J. oaldale 27-9757	12 month average			140 pigs	(11.7)	(147)	
	ANZI 832S	-2.2	+0.4	ARBF 60U	11.6	153	89
	ANZI 1712S			" 65U	13.7	155	68
	ANZI 832S	-2.2	+0.4	" 76U	13.1	154	76
	"	-2.2	+0.4	" 77U	12.0	161	70
	ANZI 1712S			" 90U	12.1	153	85
	ANZI 832S	-2.2	+0.4	" 102U	13.7	153	73
	ANZI 3863P	-1.9	+7.8	" 119U	9.8	150	111
ringfeld, B. oaldale 45-3420	12 month average			39 pigs	(14.2)	(169)	
	KKEF 1304S	-2.2	-2.9	AOGK 11U	16.7	167	79
	"	-2.2	-2.9	" 12U	14.7	167	98
	"	-2.2	-2.9	" 31U	13.6	155	123
	"	-2.2	-2.9	" 32U	13.0	153	130
	KKEF 3447S			" 51U	15.0	148	117
	KKEF 1304S	-2.2	-2.9	" 61U	15.3	148	115
	"	-2.2	-2.9	" 62U	16.0	160	94
	"	-2.2	-2.9	" 72U	16.7	143	107
	"	-2.2	-2.9	" 73U	15.6	143	118

BREEDER & TELEPHONE	SIRE IDENTIFICATION	SIRE E.B.V.		PIG IDENTIFICATION	BACKFAT (MM) TO 90 KG	AGE DAYS TO 90 KG	IND
		FAT (MM)	AGE (DAYS)				
Milne, R. Ponoka 783-6695	12 month average			114 pigs	(15.0)	(155)	
	ANZI 1913S (1)			MILN 59U	13.5	161	10
	"			" 67U	14.2	149	11
	"			" 68U	13.4	139	14
	"			" 76U	12.7	160	11
	AMBW 514S (1)			" 84U	15.9	146	10
	"			" 85U	15.2	148	11
	"			" 89U	12.9	142	14
	"			" 90U	14.4	159	10
	"			" 91U	13.5	141	14
	"			" 92U	16.1	139	11
	"			" 100U	15.0	145	11
Papenhuyzen, C. Stony Plain 963-4358	12 month average			(Not Available)			
	TVW 161T			ASUS 10U	16.7	178	
	"			" 11U	14.4	186	
	"			" 14U	18.1	166	
Rice, R. Ardrossan 998-2794	12 month average			21 pigs	(13.7)	(160)	
	TUY 260N	-0.4	+3.8	AHPZ 15U	15.0	171	
<u>LANDRACE</u>							
Agra Farms Ltd. Okotoks 938-7741	12 month average			184 pigs	(13.8)	(156)	
	GIP 911P (1)	-2.5	-1.4	ARHL 18U	12.8	158	10
	AOUD 1446S			" 23U	13.5	157	10
	"			" 24U	14.1	164	8
	"			" 26U	15.2	168	6
	"			" 27U	14.2	169	7
	"			" 29U	13.7	155	10
	ARHL 1046S			" 38U	12.1	156	11
	"			" 39U	12.2	145	14
Barrett, R. & A. Ponoka 783-5192	12 month average			107 pigs	(16.4)	(139)	
	ROYS 40P	-1.0	-0.2	ROYS 29U	15.5	135	11
	"	-1.0	-0.2	" 31U	15.3	133	12
	ROYS 94T			" 40U	15.0	144	10
	ROYS 28T			" 45U	15.0	140	11
	ARHL 840S (1)			" 60U	13.4	135	14

BREEDER TELEPHONE	SIRE IDENTIFICATION	SIRE E.B.V.		PIG IDENTIFICATION	BACKFAT (MM) TO 90 KG	AGE DAYS TO 90 KG	INDEX
		FAT (MM)	AGE (DAYS)				
Arrett, R. & A. continued)	ARHL 840S (1)			ROYS 61U	12.2	131	162
	"			" 62U	12.9	141	137
	"			" 63U	12.7	134	151
Baat, J. Coaldale 27-9757	12 month average			(Not Available)			
	ASDZ 541S			ARBF 82U	15.0	151	
	"			" 143U	15.0	143	
	FLEV 135S (2)	-1.9	-4.7	" 161U	10.7	130	
Milne, B. Donoka 83-6695	12 month average			(Not Available)			
	MILN 42T			MILN 151U	14.8	128	
Morinville Colony Morinville 39-2118	12 month average			(Not Available)			
	ARHL 730R	-0.6	-1.0	MCMC 32U	15.3	153	
<u>LACOMBE</u>							
Loomsbury Farms Loomsbury 74-3307	12 month average				(16.9)	(137)	
	BL 354T			BL 204U	17.3	139	
	"			" 205U	15.0	140	
	"			" 206U	15.9	147	
<u>HAMPSHIRE</u>							
Loomsbury Farms Loomsbury 74-3307	12 month average			(Not Available)			
	ARWX 1335S			WM 307U	12.9	137	
	"			" 308U	13.4	143	
	"			" 309U	14.4	148	
	"			" 310U	14.2	138	
Penhuyzen, C. Tony Plain 63-4358	12 month average			(Not Available)			
	AOVX 2R	-0.2	-13.5	ASUS 23U	14.2	150	
	"	-0.2	-13.5	" 26U	13.2	151	
	"	-0.2	-13.5	" 27U	13.1	139	

BREEDER & TELEPHONE	SIRE IDENTIFICATION	SIRE E.B.V.		PIG IDENTIFICATION	BACKFAT (MM) TO 90 KG	ACF DAYS TO 90 KG
		FAT (MM)	AGE (DAYS)			
<u>DUROC</u>						
Neufeld Farms Ltd. Acme 546-3969	12 month average			47 pigs	(14.5)	(160)
	NEUF 82T			NEUF 1U	14.7	179
	"			" 2U	12.9	174
	NEUF 195S	-0.8	+2.9	" 15U	13.4	162
	"			" 25U	14.8	159
	"			" 28U	12.7	159
Rice, R. Ardrossan 998-2794	12 month average			21 pigs	(13.1)	(172)
	ANZI 512S (1)			AHPZ 205T	15.3	194
	"			" 206T	10.5	188
<u>CROSSBRED</u>						
Braat, J. Coaldale 327-9757	12 month average			42 pigs	(13.3)	(143)
	ANZI 52S			103U	11.0	142
	"			104U	11.0	149
	"			105U	13.0	152
	"			106U	12.0	149
	"			107U	13.8	147
	ARBFB 726S			112U	13.6	143
Groot, C. Neerlandia 674-4077	12 month average			72 pigs	(15.3)	(167)
	1762			4050U	13.5	159
	"			4051U	10.2	174
	"			4090U	15.8	172
	"			4092U	12.6	165
Neufeld Farms Ltd. Acme 546-3969	12 month average			82 pigs	(14.4)	(152)
	5			21U	14.3	173
	258			282U	13.6	146
	"			283U	13.3	150
	"			284U	13.7	144
Olds College Olds 556-8393	12 month average			(Not Available)		
	AJCM 1481S (1)			91U	14.1	142
	"			92U	12.9	146
	"			97U	13.2	155



BREEDER & TELEPHONE	SIRE IDENTIFICATION	SIRE E.B.V.		PIG IDENTIFICATION	BACKFAT (MM) TO 90 KG	AGE DAYS TO 90 KG	INDEX
		FAT (MM)	AGE (DAYS)				
Ranchview Test Barn	12 month average			1515 pigs	(14.3)	(152)	
Bentley 748-3802	RFAA 68S			RFAA 53U	13.1	160	100
	RFAA 11S			" 91U	15.6	147	93
	"			" 93U	14.9	148	101
	"			" 98U	11.7	147	139
	"			" 99U	12.4	149	129
	"			" 102U	13.4	147	119
	RFAA 671P			" 111U	11.8	148	137
	"			" 112U	12.1	155	120
	RFAA 103S			" 121U	12.8	153	116
	"			" 122U	15.4	145	98
	RFAA 68S			" 131U	11.1	145	148
	"			" 132U	11.5	153	130
	RFAA 1278N			" 143U	13.3	145	123
	"			" 154U	11.6	154	127
Rice, R. Ardrossan 998-2794	12 month average			(Not Available)			
	ARVY 299N	-0.8	+7.7	8 AM 1U	13.5	155	
	"	-0.8	+7.7	" 3U	12.4	180	
	"	-0.7	+7.7	" 6U	12.1	169	

GRE  
s. T.

Agri  
oko  
938

olo  
8Lo  
674

Gra  
Coa  
227

Eri  
Coa  
344

Vi.  
Por  
78

Pa  
St  
96

Wa  
Be  
74

le  
Pa  
73

g  
Dk  
71

Wa  
P c  
78

## GILTS

BREEDER ADDRESS TELEPHONE NUMBER	12 MONTH AVERAGE			PROBE PERIOD			
	# PROBED	BACKFAT (mm)	AGE (days)	DATE	# PROBED	AVG. B.F.	AVG. AGE
<u>YORKSHIRE</u>							
gra Farms Ltd. kotoks 38-7741	164	15.7	162	June 16 - 30	8	15.1	165
loomsbury Farms loomsbury 74-3307	(Not Available)			"	4	15.8	158
raat, J. oaldale 27-9757	342	12.9	155	"	31	12.0	163
ringfeld, B. oaldale 45-3420	42	15.8	171	"	7	15.0	163
ilne, B. onoka 83-6695	130	16.3	160	"	18	15.0	156
apenhuyzen, C. tony Plain 63-4358	(Not Available)			"	2	20.0	175
akeena Farm entley 48-4252	34	15.9	157	"	2	15.1	161
est, N., T.J. & L. adway 36-3790	48	16.1	168	"	1	16.6	159
<u>LANDRACE</u>							
gra Farms Ltd. kotoks 38-7741	255	14.6	161	"	21	13.2	169
arrett, R. & A. onoka 83-5192	151	17.2	144	"	15	17.1	147

BREEDER ADDRESS & TELEPHONE NUMBER	12 MONTH AVERAGE			PROBE PERIOD			AVG. B.F.	A
	# PROBED	BACKFAT (mm)	AGE (days)	DATE	# PROBED	AC		
Braat, J. Coaldale 327-9757	21	15.3	149	June 16 - 30	6	15.3	15	
Milne, B. Ponoka 783-6695	22	14.9	154	"	1	17.5	13	
Morinville Colony Morinville 939-2118	(Not Available)			"	3	17.5	15	
Wakeena Farm Bentley 748-4252	63	16.7	162	"	6	15.4	16	
<u>HAMPSHIRE</u>								
Bloomsbury Farms Bloomsbury 674-3307	(Not Available)			"	3	16.1	15	
Braat, J. Coaldale 327-9757	(Not Available)			"	2	16.0	13	
Papenhuyzen, C. Stony Plain 963-4358	30	13.9	171	"	3	14.1	14	
<u>DUROC</u>								
Neufeld Farms Ltd. Acme 546-3969	22	15.8	159	"	4	15.1	16	
<u>CROSSBRED</u>								
Groot, C. Neerlandia 674-4077	63	16.3	172	"	24	14.6	17	

BREEDER ADDRESS & TELEPHONE NUMBER	12 MONTH AVERAGE			PROBE PERIOD			
	# PROBED	BACKFAT (mm)	AGE (days)	DATE	# PROBED	AVG. B.F.	AVG. AGE
Milne, B. Ponoka 783-6695	188	16.0	160	June 16 - 30	9	15.7	143
Morinville Colony Morinville 939-2118	68	15.3	183	"	11	16.5	189
Olds College Olds 556-8393	205	16.3	162	"	56	17.1	156
Old House Farms Neerlandia 674-5453	151	13.9	174	"	16	14.3	172
Ranchview Farms "A" Bentley 748-3802	368	17.1	169	"	25	15.7	179
Ranchview Farms "B" Bentley 748-3802	740	16.5	170	"	44	15.6	156
Rice, R. Ardrossan 998-2794	(Not Available)			"	3	14.7	178
West, N., T.J. & L. Radway 736-3790	219	17.0	163	"	4	15.9	174
Wierenga, C. Neerlandia 674-5904	166	16.1	170	"	14	15.0	174
Woelk Farms, Unit 1 Millet 387-4801	104	17.0	174	"	12	18.8	176
Woelk Farms, Unit 2 Millet 387-4801	102	17.0	171	"	8	17.3	169



# Alberta Swine Improvement Program

121.827

HOME TEST REPORT  
July 1 - 15, 1986

ALBERTA  
67  
5-7 1986

This report contains a list of boars and gilts which completed the ultrasonic home test during the past two weeks. It is available to pig producers as an aid in selecting quality breeding stock. Information in the report is intended to reflect the relative potential breeding worth of animals listed in terms of economic traits measured. These traits are carcass quality in terms of backfat and growth rate from birth to 90 kg.

## Information Reported

1. Information listed for each tested pig consists of: (a) breeder; (b) sire identification and EBV; (c) pig identification; (d) age (days) adjusted to 90 kg liveweight; (e) average backfat (mm) adjusted to 90 kg and (f) index of the pig compared to its contemporaries.
2. Home test herd averages are shown where 20 or more pigs by sex and breed were tested from the herd during the previous twelve month period. This average is the one against which all pigs in the current report are indexed. Animals of average economic merit will index 100. Boars or gilts with superior performance will be reflected by an index over 100.
3. It is important to remember that between-herd comparisons should not be made on the basis of home test data. Differences in environment, nutrition and management between farms will render such comparisons invalid.
4. Between herd comparisons should be made on the basis of the sires Estimated Breeding Values (EBV). EBV's are an estimate of the genetic value of the sire for backfat (mm at 90 kg) and growth rate (days to 90 kg). They are obtained by comparing the performance of each sire and of their relatives compared to all other sires and dams in Western Canada using a computer statistical model called the best linear unbiased prediction (BLUP) method. Across herd comparisons of sire EBV's are valid because the management of the herd in which each record was obtained has been corrected for. EBV's are based on 0, which is the average for Western Canada, the greater the negative number the more likely the sire's progeny will genetically reduce backfat and/or age. The greater the positive EBV's the greater the likelihood the sire's progeny will show genetic increase in backfat and/or growth rate. Where no EBV's are shown, sires are too new to have been evaluated.
5. EBV's are available for dams from the breeders on the program. The Pork Industry Branch also has EBV's from other regions in Canada.

## How To Use This Report

(See Reverse)

How To Use This Report

BOARS

1. Find a sire which exhibits those performance EBV's that you consider most important in the breed that fits into your intended breeding program.
2. Narrow your field of farms due to distance, health considerations, etc.
3. Find the highest indexing boar(s) from the sire you have chosen and phone the breeder to ascertain if they are available and physically sound, cost, etc.
4. Go examine the boar(s) yourself if you wish to make a final judgement to close the sale.

GILTS

1. Determine what breeds or crossbreeds will fit in best to your intended breeding program.
2. Limit your choices of farms due to distance, health status, etc.
3. Find the farm(s) with the best overall performance in the breed(s) you have identified and phone them as to availability, price, etc.
4. Visit the farm yourself to make final determination regarding soundness and suitability, etc.

The animals reported have not been evaluated for physical or breeding soundness and health status. These assessments must be made by the selector.

Prepared by: Lajos Hajdu  
Senior Swine Technician  
Alberta Agriculture, Pork Industry Branch  
#204, 7000 - 113 Street  
EDMONTON, Alberta  
T6H 5T6  
Phone: 427 - 5319



## BOARS

BREEDER TELEPHONE	SIRE IDENTIFICATION	SIRE E.B.V.		PIG IDENTIFICATION	BACKFAT (MM) TO 90 KG	AGE DAYS TO 90 KG	INDEX
		FAT (MM)	AGE (DAYS)				
<u>YORKSHIRE</u>							
ve Lakes Farms	12 month average			199 pigs	(13.1)	(163)	
erthorpe	AOET 1395S			JKAA 302U	12.1	159	118
6-4373	"			" 601U	11.4	159	127
	JKAA 0792P	-0.5	-0.8	" 701U	13.8	164	90
	"			" 703U	12.3	153	124
	"			" 705U	13.8	164	90
	JKAA 982S			" 804U	12.2	158	119
	"			" 806U	12.5	158	115
	"			" 901U	14.1	162	89
	"			" 905U	15.2	166	70
	"			" 907U	14.1	166	84
	"			" 1201U	13.5	149	115
	"			" 1204U	12.9	158	110
	"			" 1205U	13.2	169	91
	"			" 1206U	14.3	154	98
	"			" 1207U	15.8	152	82
	"			" 1208U	16.4	166	55
	JKAA 0792P	-0.5	-0.8	" 1301U	12.3	160	114
	"			" 1302U	12.2	152	127
	"			" 1303U	11.7	166	114
	"			" 1305U	10.7	162	131
	"			" 1306U	10.9	151	144
	AOET 1395S			" 1503U	14.6	160	86
	"			" 1701U	14.8	153	93
	"			" 1702U	13.4	139	130
	"			" 1708U	15.9	153	80
	"			" 2001U	15.3	143	101
	"			" 2003U	12.3	146	134
	"			" 2102U	12.6	139	140
	"			" 2403U	13.3	138	133
	"			" 2804U	13.5	132	139
	"			" 2807U	14.8	136	117
ynne Vista Farms	12 month average			83 pigs	(14.1)	(167)	
ynne	GWYN 3003T			GWYN 803U	12.7	171	103
2-2998	"			" 804U	10.8	174	113
	BUFA 484S (1)			" 1301U	16.6	188	49
	"			" 1303U	15.6	189	54
	"			" 1304U	16.5	180	62
	"			" 1305U	14.8	180	74

BREEDER & TELEPHONE	SIRE IDENTIFICATION	SIRE E.B.V.		PIG IDENTIFICATION	BACKFAT (MM) TO 90 KG	AGE DAYS TO 90 KG	INDEX
		FAT (MM)	AGE (DAYS)				
Kaveander Farms Ltd. Edmonton 973-5287	12 month average			71 pigs	(16.9)	(175)	
	ACUT 64S	+0.7	+0.1	ACUT 16U	15.0	181	107
	"	"	"	" 18U	15.6	185	98
	ACUT 385S	-0.1	-9.7	" 36U	15.6	160	129
Knobben, G. Jarvie 954-2125	12 month average			54 pigs	(12.7)	(154)	
	ARHL 206S	-0.6	-2.8	GARY 101U	12.5	157	96
	"	"	"	" 107U	11.6	152	119
Knobben, J. Jarvie 954-2647	12 month average			83 pigs	(12.5)	(154)	
	ARHL 206S	-0.6	-2.8	AREE 30U	12.3	150	111
	AREE 22T			" 71U	11.4	138	148
	"			" 74U	11.1	13.9	148
Maschmeyer, D. Bruderheim 998-2845	12 month average			62 pigs	(14.2)	(143)	
	ALDV 5M	-2.3	-0.0	DOUG 41U	16.4	140	85
	AOVX 158N	-0.3	-5.2	" 65U	14.6	135	108
	"	"	"	" 66U	16.9	135	87
	"	"	"	" 68U	13.0	140	116
Matejka, G. Sylvan Lake 887-2656	12 month average			129 pigs	(14.4)	(155)	
	KKEF 3415S			KKEF 201U	17.6	164	47
	ACUT 384S			" 280U	15.2	157	88
	KKEF 3415S			" 391U	15.7	155	87
	"			" 393U	16.9	156	71
	"			" 394U	17.6	159	58
Reiter Farms Ltd. Iron Springs 738-4472	12 month average			88 pigs	(14.7)	(162)	
	KKEF 440T			RITR 93U	13.6	177	89
	AREE 92S	-1.8	+3.4	" 224U	16.2	154	97
	"	"	"	" 225U	13.0	148	134
	KKEF 440T			" 234U	14.7	145	124
	"			" 262U	13.8	144	133
	"			" 277U	11.3	151	147
West, N. & T.J. Radway 736-3790	12 month average			22 pigs	(14.6)	(161)	
	ATED 98S	-0.1	+0.4	ATED 62U	17.5	157	71

BREEDER TELEPHONE	SIRE IDENTIFICATION	SIRE E.B.V.		PIG IDENTIFICATION	BACKFAT (MM) TO 90 KG	AGE DAYS TO 90 KG	INDEX
		FAT (MM)	AGE (DAYS)				
<u>LANDRACE</u>							
Wiff, B. Port Saskatchewan 8-3101	12 month average			(Not Available)			
	GARY 420S			BKDF 10U	14.2	167	
Wiff, D. Port Saskatchewan 8-3101	12 month average			51 pigs	(15.3)	(153)	
	GARY 420S			DUFF 31U	14.2	173	77
	"			" 60U	12.6	158	112
	"			" 61U	16.1	163	78
	DUFF 151T			" 81U	18.6	169	52
Wahn, H. Weyland 8-2479	12 month average			(Not Available)			
	ARHL 844S			HAHN 4U	15.4	176	
	"			" 9U	17.6	192	
	"			" 10U	13.4	204	
	"			" 11U	17.5	188	
	"			" 12U	14.6	176	
	"			" 13U	16.0	188	
	"			" 17U	16.3	181	
	"			" 18U	12.6	185	
	"			" 21U	14.7	187	
	"			" 27U	16.0	182	
<u>LACOMBE</u>							
Wey Lakes Farms Weythorpe 6-4373	12 month average			139 pigs	(14.3)	(161)	
	JA 503R	-0.0	+6.0	JA 1002U	14.0	155	111
	"	"	"	" 1004U	15.0	164	87
	KR 1303S	-1.8	+1.7	" 1101U	13.1	154	123
	"	"	"	" 1102U	14.3	161	99
	JA 503R	-0.0	+6.0	" 1403U	13.2	157	118
	"	"	"	" 1404U	14.1	159	105
	KR 1303S	-1.8	+1.7	" 1901U	14.7	137	127
	"			" 1902U	13.4	133	148
	"			" 2201U	13.8	149	122
Wynne Vista Farms Wynne 6-2998	12 month average			95 pigs	(14.0)	(162)	
	KR 8904S			KR 1401U	12.6	172	95
	"			" 1403U	13.3	170	92
	"			" 1404U	12.8	166	105
	"			" 1405U	12.3	173	97

BREEDER & TELEPHONE	SIRE IDENTIFICATION	SIRE E.B.V.		PIG IDENTIFICATION	BACKFAT (MM) TO 90 KG	AGE DAYS TO 90 KG	INDEX
		FAT (MM)	AGE (DAYS)				
Gwynne Vista Farms (continued)	JA 522S			KR 1501U	11.3	173	107
	"			" 1504U	12.3	173	97
	"			" 1505U	11.6	177	97
	KR 8904S			" 1602U	12.1	169	106
	"			" 1603U	12.3	170	103
<u>HAMPSHIRE</u>							
Five Lakes Farms Mayerthorpe 786-4373	12 month average			51 pigs	(13.1)	(16.6)	
	AJCM 1003S	+0.2	+2.1	JKAA 1601U	14.0	146	115
	"	"	"	" 1604U	13.2	151	119
	"	"	"	" 1606U	10.8	154	149
	"	"	"	" 1607U	13.2	151	119
	"	"	"	" 1803U	15.0	147	100
	"	"	"	" 1807U	13.6	148	118
	"	"	"	" 1808U	14.4	158	93
Reiter Farms Ltd. Iron Springs 738-4472	12 month average			(Not Available)			
	JKAA 221T			RITR 173U	14.1	165	
<u>DUROC</u>							
Baert, M. Barrhead 674-3953	12 month average			20 pigs	(14.2)	(164)	
	ARVY 557S (1)	-0.2	-1.7	BART 10U	13.2	169	110
	"	"	"	" 11U	13.0	150	150
	"	"	"	" 12U	13.6	153	131
	"	"	"	" 13U	14.1	162	105
	"	"	"	" 16U	12.0	169	134
Matejka, S. Sylvan Lake 887-2656	12 month average			(Not Available)			
	ARVY 557S (1)	-0.2	-1.7	SMBL 378U	15.5	156	
<u>CROSSBRED</u>							
Knobben, G. Jarvie 954-2125	12 month average			(Not Available)			
	AREE 22T			8GK 124U	15.9	143	
Knobben, J. Jarvie 954-2647	12 month average			(Not Available)			
	AJCM 1481S			8JK 60U	17.6	147	

BREEDER TELEPHONE	SIRE IDENTIFICATION	SIRE E.B.V.		PIG IDENTIFICATION	BACKFAT (MM) TO 90 KG	AGE DAYS TO 90 KG	INDEX
		FAT (MM)	AGE (DAYS)				
anchview Test Barn entley 8-3802	12 month average			1515 pigs	(14.3)	(152)	
	RFAA 3972S			RFAA 81U	12.7	164	98
	"			" 83U	13.3	167	86
	RFAA 11S			" 95U	14.6	158	86
	"			" 96U	12.6	162	103
	"			" 103U	12.9	161	100
	RFAA 1911P			" 182U	12.2	160	110
	RFAA 671P			" 212U	11.9	156	121
	RFAA 1911P			" 222U	13.7	159	94
	"			" 223U	15.1	152	90
	"			" 225U	13.7	149	112
	RFAA 103S			" 232U	14.5	152	96
	"			" 233U	13.7	148	113
	RFAA 671P			" 243U	11.7	158	119
	RFAA 1278N			" 251U	11.1	147	145
	"			" 252U	15.2	154	85
	RFAA 68S			" 263U	11.5	153	130
	"			" 264U	12.6	149	125
	RFAA 11S			" 271U	16.3	143	91
	RFAA 1911P			" 281U	13.4	159	97
	"			" 284U	13.7	154	103
	RFAA 1278N			" 291U	11.4	152	135
	"			" 292U	13.8	145	117
	"			" 295U	11.9	149	132
	"			" 296U	13.4	147	119
	"			" 297U	13.7	152	107
	RFAA 11S			" 312U	12.4	159	110
	"			" 314U	13.4	147	119
	RFAA 110S			" 321U	12.3	152	123
	"			" 323U	11.9	155	123
	"			" 325U	13.1	148	121
	"			" 361U	12.0	149	131
	"			" 365U	12.2	139	146
	"			" 366U	13.4	152	110
	RFAA 1278N			" 371U	15.2	144	103
	RFAA 3972S			" 381U	14.2	146	110
	RFAA 1911P			" 493U	14.2	135	129
anchview Farms "B" entley 48-3802	12 month average			200 pigs	(15.7)	(156)	
	RFAA 1911P			RFAA 163U	15.4	159	97
	RFAA 1001R			" 179U	17.1	159	81
	RFAA 4669R			" 186U	14.5	172	81
	"			" 188U	13.4	162	110
	"			" 189U	13.3	167	101

BREEDER & TELEPHONE	SIRE IDENTIFICATION	SIRE E.B.V.		PIG IDENTIFICATION	BACKFAT (MM) TO 90 KG	AGE DAYS TO 90 KG	INDEX
		FAT (MM)	AGE (DAYS)				
Ranchview Farms "B" (continued)	RFAA 007R			RFAA 2311U	17.7	176	44
	RFAA 1911P			" 286U	11.8	183	85
	"			" 2810U	14.7	164	94
	RFAA 4669R			" 296U	15.2	168	81
	RFAA 111S			" 503U	15.4	160	95
	RFAA 4669R			" 576U	14.3	151	121
	RFAA 4338S			" 607U	12.7	154	131
	RFAA 7015R			" 619U	16.3	159	88
RFAA 2336R			" 677U	14.6	152	117	
Reiter Farms Ltd. Iron Springs 738-4472	12 month average			(Not Available)			
	TONY 1061S			8CB 243U	13.1	145	
	"			" 244U	12.6	148	
West, N. & T.J. Radway 736-3790	12 month average			(Not Available)			
	ATED 52S			252U	16.9	147	


## GILTS

BREEDER ADDRESS TELEPHONE NUMBER	12 MONTH AVERAGE			PROBE PERIOD			
	# PROBED	BACKFAT (mm)	AGE (days)	DATE	# PROBED	AVG. B.F.	AVG. AGE
<u>YORKSHIRE</u>							
Five Lakes Farms Waverthorpe 86-4373	223	14.5	171	July 1 - 15	15	15.2	168
Wynne Vista Farms Wynne 52-2998	131	15.1	173	"	7	15.8	180
Waverthorpe Farms Ltd. Edmonton 73-5287	147	17.1	181	"	4	14.8	189
Knobben, G. Warvie 54-2647	38	13.7	165	"	6	12.2	162
Wasschmeyer, D. Wiederheim 98-2845	70	15.0	148	"	4	15.1	147
Watejka, G. Wylvan Lake 87-2656	328	15.5	171	"	33	15.4	175
Walter Farms Ltd. Wron Springs 38-4472	152	15.9	167	"	13	14.9	158
<u>LANDRACE</u>							
Wuff, B. Wort Saskatchewan 98-3101	(Not Available)			"	3	15.1	155
Wuff, D. Wort Saskatchewan 98-3101	158	15.3	158	"	7	13.2	158
Wahn, H. Waysland 88-2479	21	14.4	182	"	9	17.0	195

BREEDER ADDRESS & TELEPHONE NUMBER	12 MONTH AVERAGE			PROBE PERIOD			
	# PROBED	BACKFAT (mm)	AGE (days)	DATE	# PROBED	AVG. B.F.	AVG. AGE
Matejka, T. Sylvan Lake 887-2656	59	16.0	177	July 1 - 15	2	15.6	182
<u>LACOMBE</u>							
Five Lakes Farms Mayerthorpe 786-4373	133	15.7	171	"	8	16.2	158
Gwynne Vista Farms Gwynne 352-2998	161	15.0	169	"	18	14.7	178
<u>HAMPSHIRE</u>							
Five Lakes Farms Mayerthorpe 786-4373	67	14.2	171	"	5	15.1	174
<u>DUROC</u>							
Baert, M. Barrhead 674-3953	(Not Available)			"	1	15.0	169
Matejka, S. Sylvan Lake 887-2656	(Not Available)			"	1	16.0	153
<u>CROSSBRED</u>							
Baert, M. Barrhead 674-3953	179	17.4	149	"	12	15.3	158
Gwynne Vista Farms Gwynne 352-2998	181	15.6	166	"	24	16.2	166
Jacobsson, G. Neerlandia 674-4867	233	16.7	163	"	21	14.2	160



BREEDER ADDRESS TELEPHONE NUMBER	12 MONTH AVERAGE			PROBE PERIOD			
	# PROBED	BACKFAT (mm)	AGE (days)	DATE	# PROBED	AVG. B.F.	AVG. AGE
Old House Farms Deerlandia 74-5453	175	14.2	173	July 1 - 15	10	13.1	174
Olds College Olds 56-8393	269	16.0	163	"	28	17.4	154
Orchview Farms "B" Orchview 48-3802	740	16.5	170	"	25	16.0	160
Orchview Farms Ltd. Orchview Springs 38-4472	34	15.0	162	"	5	16.4	162
Orchview, N. & T.J. Orchview 36-3790	249	17.1	165	"	10	16.8	150



# Alberta Swine Improvement Program

CANADIAN  
AUG 11 1986

HOME TEST REPORT  
July 16 - 31, 1986

This report contains a list of boars and gilts which completed the ultrasonic home test during the past two weeks. It is available to pig producers as an aid in selecting quality breeding stock. Information in the report is intended to reflect the relative potential breeding worth of animals listed in terms of economic traits measured. These traits are carcass quality in terms of backfat and growth rate from birth to 90 kg.

## Information Reported

1. Information listed for each tested pig consists of: (a) breeder; (b) sire identification and EBV; (c) pig identification; (d) age (days) adjusted to 90 kg liveweight; (e) average backfat (mm) adjusted to 90 kg and (f) index of the pig compared to its contemporaries.
2. Home test herd averages are shown where 20 or more pigs by sex and breed were tested from the herd during the previous twelve month period. This average is the one against which all pigs in the current report are indexed. Animals of average economic merit will index 100. Boars or gilts with superior performance will be reflected by an index over 100.
3. It is important to remember that between-herd comparisons should not be made on the basis of home test data. Differences in environment, nutrition and management between farms will render such comparisons invalid.
4. Between herd comparisons should be made on the basis of the sires Estimated Breeding Values (EBV). EBV's are an estimate of the genetic value of the sire for backfat (mm at 90 kg) and growth rate (days to 90 kg). They are obtained by comparing the performance of each sire and of their relatives compared to all other sires and dams in Western Canada using a computer statistical model called the best linear unbiased prediction (BLUP) method. Across herd comparisons of sire EBV's are valid because the management of the herd in which each record was obtained has been corrected for. EBV's are based on 0, which is the average for Western Canada, the greater the negative number the more likely the sire's progeny will genetically reduce backfat and/or age. The greater the positive EBV's the greater the likelihood the sire's progeny will show genetic increase in backfat and/or growth rate. Where no EBV's are shown, sires are too new to have been evaluated.
5. EBV's are available for dams from the breeders on the program. The Pork Industry Branch also has EBV's from other regions in Canada.

## How To Use This Report

(See Reverse)

/2 . . .

How To Use This Report

BOARS

1. Find a sire which exhibits those performance EBV's that you consider most important in the breed that fits into your intended breeding program.
2. Narrow your field of farms due to distance, health considerations, etc.
3. Find the highest indexing boar(s) from the sire you have chosen and phone the breeder to ascertain if they are available and physically sound, cost, etc.
4. Go examine the boar(s) yourself if you wish to make a final judgement to close the sale.

GILTS

1. Determine what breeds or crossbreds will fit in best to your intended breeding program.
2. Limit your choices of farms due to distance, health status, etc.
3. Find the farm(s) with the best overall performance in the breed(s) you have identified and phone them as to availability, price, etc.
4. Visit the farm yourself to make final determination regarding soundness and suitability, etc.

The animals reported have not been evaluated for physical or breeding soundness and health status. These assessments must be made by the selector.

Prepared by: Lajos Hajdu  
Senior Swine Technician  
Alberta Agriculture, Pork Industry Branch  
#204, 7000 - 113 Street  
EDMONTON, Alberta  
T6H 5T6  
Phone: 427 - 5319

## BOARS

BREEDER & TELEPHONE	SIRE IDENTIFICATION	SIRE E.B.V.		PIG IDENTIFICATION	BACKFAT (MM) TO 90 KG	AGE DAYS TO 90 KG	INDEX
		FAT (MM)	AGE (DAYS)				
<u>YORKSHIRE</u>							
Agra Farms Ltd. Okotoks 938-7741	12 month average			156 pigs	(14.7)	(163)	
	ARHL 378T			ARHL 69U	13.8	179	84
	"			" 70U	14.0	158	115
	ARHL 385S	-1.9	-1.7	" 93U	13.6	164	110
	"	-1.9	-1.7	" 94U	14.3	162	106
	"	-1.9	-1.7	" 96U	15.2	164	92
	"	-1.9	-1.7	" 97U	11.9	164	129
	"	-1.9	-1.7	" 98U	14.0	154	121
	"	-1.9	-1.7	" 99U	13.8	170	97
	"	-1.9	-1.7	" 100U	16.5	157	89
Bloomsbury Farms Ltd. Bloomsbury 674-3307	12 month average			(Not Available)			
	ASYP 726S			WM 804U	16.0	142	
	"			" 805U	16.4	143	
Braat, J. Coaldale 327-9757	12 month average			131 pigs	(11.7)	(146)	
	ANZI 3863P	-1.9	+7.8	ARBF 117U	8.4	163	96
	"	-1.9	+7.8	" 118U	10.8	157	88
	ANZI 832S	-2.2	+0.4	" 135U	10.7	157	88
	ANZI 3863P	-1.9	+7.8	" 154U	9.9	144	119
	"	-1.9	+7.8	" 166U	12.0	151	89
	ANZI 832S	-2.2	+0.4	" 177U	12.5	146	93
Brownlee, J. Hairy Hill 768-2313	12 month average			86 pigs	(13.8)	(157)	
	AREE 210R	+0.3	-6.7	AHKP 1U	12.9	189	70
	"	+0.3	-6.7	" 3U	15.8	181	43
	"	+0.3	-6.7	" 23U	15.0	173	64
	"	+0.3	-6.7	" 25U	13.7	176	77
	"	+0.3	-6.7	" 103U	13.9	141	121
	"	+0.3	-6.7	" 105U	11.9	135	153
Eringfield, B. Coaldale 345-3420	12 month average			42 pigs	(14.3)	(168)	
	KKEF 3447S			AOGK 41U	13.5	170	105
	KKEF 1304S	-2.2	-2.9	" 63U	12.2	176	111
	KKEF 3447S			" 91U	15.4	159	101
	"			" 93U	16.8	168	75
	"			" 101U	15.2	158	104
	"			" 122U	16.0	153	102

BREEDER & TELEPHONE	SIRE IDENTIFICATION	SIRE E.B.V.		PIG IDENTIFICATION	BACKFAT (MM) TO 90 KG	AGE DAYS TO 90 KG	INM
		FAT (MM)	AGE (DAYS)				
Five Lakes Farms Mayerthorpe 786-4373	12 month average			212 pigs	(13.4)	(164)	
	JKAA 982S			JKAA 2504U	12.8	158	
	"			" 2505U	13.9	155	
	AOET 1395S			" 2801U	13.8	149	
	"			" 2802U	11.1	152	
	"			" 2806U	11.9	146	
	JKAA 982S			" 2903U	13.4	147	
	"			" 2904U	15.4	151	
	ANZI 1722S			" 3001U	13.0	160	
	"			" 3002U	12.9	148	
	"			" 3003U	12.6	149	
	"			" 3005U	13.8	161	
Gwynne Vista Farms Gwynne 352-2998	12 month average			83 pigs	(14.1)	(167)	
	GWYN 3003T			GWYN 2503U	15.0	181	
	AMBW 574S (1)			" 2901U	13.5	177	
	"			" 2902U	12.9	162	
	"			" 2904U	12.8	161	
	"			" 2906U	13.4	169	
	"			" 3002U	16.5	178	
	"			" 3003U	14.2	158	
	GWYN 3003T			" 3502U	14.4	168	
Knobben, G. Jarvie 954-2125	12 month average			53 pigs	(12.9)	(154)	
	ARHL 206S	-0.6	-2.8	GARY 104U	10.4	167	
	"	-0.6	-2.8	" 105U	9.9	181	
	"	-0.6	-2.8	" 130U	11.1	143	
	"	-0.6	-2.8	" 132U	13.3	148	
	AREE 352S			" 140U	10.3	147	
	"			" 142U	11.4	143	
	"			" 143U	12.9	152	
Knobben, J. Jarvie 954-2647	12 month average			86 pigs	(12.6)	(153)	
	AREE 63S	-0.9	-0.3	AREE 100U	12.8	154	
	"	-0.9	-0.3	" 101U	10.2	152	
	"	-0.9	-0.3	" 102U	11.9	154	
	AREE 22T			" 110U	11.6	149	
	"			" 112U	13.2	148	
	"			" 113U	14.2	146	
	"			" 115U	13.4	156	
	"			" 117U	12.0	161	
	"			" 130U	12.1	149	
	"			" 131U	15.2	145	

BREEDER TELEPHONE	SIRE IDENTIFICATION	SIRE E.B.V.		PIG IDENTIFICATION	BACKFAT (MM) TO 90 KG	AGE DAYS TO 90 KG	INDEX
		FAT (MM)	AGE (DAYS)				
Knobben, J. (continued)	AREE 22T			AREE 132U	14.1	146	96
	"			" 133U	12.5	145	115
	ARHL 206S			" 145U	13.9	134	120
Maschmeyer, D. Bruderheim 98-2845	12 month average			62 pigs	(14.2)	(143)	
	HILL 95S	+0.5	+0.4	DOUG 034U	15.4	165	51
	"	+0.5	+0.4	" 036U	15.7	160	56
	"	+0.5	+0.4	" 037U	12.6	166	75
	ALDV 5M	+1.0	+2.7	" 40U	13.2	147	102
	AOVX 158N	-0.3	-5.2	" 64U	12.4	151	103
	DOUG 75T			" 74U	15.8	143	85
	"			" 75U	15.4	138	97
	"			" 84U	15.0	138	101
	"			" 85U	14.4	144	96
	"			" 86U	12.5	140	121
Maschmeyer, G. Bruderheim 98-2845	12 month average			27 pigs	(14.7)	(143)	
	DOUG 75T			HILL 31U	14.8	143	98
	"			" 44U	13.7	139	115
	"			" 45U	18.0	138	81
	ALDV 5M	+1.0	+2.7	" 54U	15.2	125	124
	"	+1.0	+2.7	" 55U	14.7	130	121
McCarthy, J. Lindale 542-4531	12 month average			45 pigs	(14.6)	(148)	
	ASZT 44T			ASZT 46U	15.2	142	107
	"			" 47U	16.5	152	78
	"			" 48U	14.5	150	97
	ASZT 406S			" 53U	13.3	139	127
"			" 54U	15.1	130	133	
Milne, B. Bonoka 783-6695	12 month average			98 pigs	(14.6)	(156)	
	AMBW 514S (1)			MILN 108U	12.9	150	131
	"			" 109U	14.4	138	131
	MILN 399S			" 111U	15.9	149	96
	"			" 112U	13.4	136	147
	AMBW 514S (1)			" 118U	16.1	139	109
	"			" 126U	15.7	150	96
	"			" 127U	15.4	151	99
	"			" 133U	15.2	141	117
	"			" 138U	12.7	140	140
"			" 140U	15.2	143	114	

BREEDER & TELEPHONE	SIRE IDENTIFICATION	SIRE E.B.V.		PIG IDENTIFICATION	BACKFAT (MM) TO 90 KG	AGE DAYS TO 90 KG	IND
		FAT (MM)	AGE (DAYS)				
Papenhuyzen, C. Stony Plain 963-4358	12 month average			(Not Available)			
	ASUS 112S			ASUS 41U	20.2	152	
	"			" 56U	18.3	143	
	"			" 57U	16.8	150	
Rice, R. Ardrossan 998-2794	12 month average			32 pigs	(14.0)	(163)	
	AHPZ 26S	-1.3	+3.8	AHPZ 38U	18.1	151	7
Roeske, M. Alcomdale 939-4938	12 month average			34 pigs	(15.4)	(158)	
	BUFA 484S (1)			ROSE 91U	18.2	155	7
	ASPX 747S (2)			" 106U	14.7	143	12
	"			" 112U	15.0	142	12
	AMBW 514S (1)			" 126U	19.3	145	8
	"			" 127U	16.1	144	11
	"			" 135U	13.2	147	13
Turko, D. Newbrook 576-2315	12 month average			(Not Available)			
	AHKP 415S			DANY 4U	13.5	152	
	"			" 10U	13.7	146	
	"			" 14U	14.5	155	
<u>LANDRACE</u>							
Agra Farms Ltd. Okotoks 938-7741	12 month average			207 pigs	(13.8)	(159)	
	ARHL 1046S			ARHL 40U	14.5	176	6
	"			" 52U	15.3	181	4
	"			" 53U	13.7	187	5
	"			" 59U	11.8	172	10
	"			" 61U	14.1	178	6
	AOUD 1446S			" 78U	17.3	153	7
	"			" 79U	17.2	171	4
	ARHL 1046S			" 107U	11.5	165	11
	"			" 114U	13.4	156	11
	AOUD 1446S			" 121U	14.5	153	10
Barrett, R. & A. Ponoka 783-5192	12 month average			116 pigs	(16.2)	(136)	
	ROYS 94T			ROYS 40U	15.3	149	8
	"			" 46U	12.9	151	10
	"			" 48U	13.5	152	9
	JBFA 2S (1)	-0.3	-10.9	" 107U	13.7	136	12



BREEDER & TELEPHONE	SIRE IDENTIFICATION	SIRE E.B.V.		PIG IDENTIFICATION	BACKFAT (MM) TO 90 KG	AGE DAYS TO 90 KG	INDEX
		FAT (MM)	AGE (DAYS)				
Barrett, R. & A. (continued)	JBFA 2S (1)	-0.3	-10.9	ROYS 108U	16.4	140	91
	ROYS 94T			" 116U	14.3	145	105
	"			" 118U	13.3	146	114
	ROYS 28T			" 132U	12.9	127	158
	ROYS 264S			" 141U	18.3	136	76
	"			" 143U	18.3	136	76
	JBFA 2S (1)	-0.3	-10.9	" 152U	14.5	128	137
	"	-0.3	-10.9	" 153U	15.2	127	132
Braat, J. Coaldale 327-9757	12 month average			22 pigs	(13.9)	(146)	
	ASDZ 541S			ARBF 149U	14.1	160	75
	"			" 150U	14.7	151	86
	"			" 202U	17.2	135	92
	"			" 203U	12.9	128	141
Knobben, J. Jarvie 954-2647	12 month average			(Not Available)			
	JBFA 2S (1)	-0.3	-10.9	AREE 90U	13.8	158	
	"	-0.3	-10.9	" 94U	11.0	160	
	"	-0.3	-10.9	" 95U	11.3	158	
McCarthy, K. Lindale 542-4531	12 month average			(Not Available)			
	DLDA 557S (1)			KATH 16U	11.7	148	
	"			" 17U	16.3	149	
Morinville Colony Morinville 939-2118	12 month average			(Not Available)			
	ARHL 948S			MCMC 49U	14.4	144	
	"			" 51U	12.0	145	
	"			" 52U	12.6	145	
<u>LACOMBE</u>							
Bloomsbury Farms Ltd. Bloomsbury 674-3307	12 month average			24 pigs	(16.9)	(137)	
	BL 354T			BL 303U	18.4	162	-6
	BL 423T			" 505U	16.8	147	66
	BL 396T			" 605U	16.2	135	115
	"			" 606U	14.3	139	122
	"			" 607U	20.8	141	42
	"			" 608U	16.6	134	114
	"			" 609U	16.7	135	110
	"			" 903U	23.6	138	21
	"			" 904U	17.1	139	91
	BL 243T			" 1108U	19.1	132	93

BREEDER & TELEPHONE	SIRE IDENTIFICATION	SIRE E.B.V.		PIG IDENTIFICATION	BACKFAT (MM) TO 90 KG	AGE DAYS TO 90 KG	INDEX
		FAT (MM)	AGE (DAYS)				
Five Lakes Farms Mayerthorpe 786-4373	12 month average			126 pigs	(14.3)	(158)	
	KR 1303S	-1.8	+1.7	JA 1903U	14.8	163	87
	"	-1.8	+1.7	" 2202U	9.4	152	175
	"	-1.8	+1.7	" 2203U	11.4	162	134
	"	-1.8	+1.7	" 2204U	14.6	162	91
	"	-1.8	+1.7	" 2205U	12.2	162	124
	"	-1.8	+1.7	" 3201U	13.4	153	120
	JA 503R	-0.0	+6.0	" 3301U	17.3	138	87
	"	-0.0	+6.0	" 3302U	13.8	143	128
	"	-0.0	+6.0	" 3303U	18.0	143	71
	"	-0.0	+6.0	" 3304U	15.0	142	113
Gwynne Vista Farms Gwynne 352-2998	12 month average			95 pigs	(14.0)	(162)	
	JA 522S			KR 2404U	16.0	174	56
	"			" 2703U	16.5	177	47
	"			" 3102U	13.3	173	86
	"			" 3104U	10.5	167	126
	"			" 3301U	15.0	168	78
	"			" 3305U	12.4	171	100
	"			" 3604U	10.6	160	138
	"			" 3606U	12.2	160	121
	"			" 3607U	14.7	155	106
	"			" 3801U	14.8	151	133
	"			" 3802U	10.7	151	154
	"			" 3803U	11.3	153	145
<u>HAMPSHIRE</u>							
Bloomsbury Farms Ltd. Bloomsbury 674-3307	12 month average			(Not Available)			
	ARWX 1335S			WM 509U	15.2	159	
	"			" 510U	14.3	159	
Braat, J. Coaldale 327-9757	12 month average			(Not Available)			
	ANZI 52S			ARBF 192U	11.9	138	
Brownlee, J. Hairy Hill 768-2313	12 month average			47 pigs	(12.0)	(177)	
	JKAA 811R	+1.1	+0.4	AHKP 110U	13.4	137	129
Five Lakes Farms Mayerthorpe 786-4373	12 month average			73 pigs	(13.5)	(163)	
	AJCM 1003S	+0.2	+2.1	JKAA 1801U	13.4	164	99
	"	"	"	" 1804U	11.5	169	118

BREEDER TELEPHONE	SIRE IDENTIFICATION	SIRE E.B.V.		PIG IDENTIFICATION	BACKFAT (MM) TO 90 KG	AGE DAYS TO 90 KG	INDEX
		FAT (MM)	AGE (DAYS)				
Five Lakes Farms (continued)	AJCM 1003S"	-0.2	+2.1	JKAA 1805U	14.2	182	59
	" "	"	"	" 3102U	14.8	143	113
	" "	"	"	" 3103U	14.1	147	116
	" "	"	"	" 3104U	13.5	141	134
	" "	"	"	" 3401U	13.4	150	121
	" "	"	"	" 3402U	11.4	143	161
	" "	"	"	" 2601U	11.6	149	149
	" "	"	"	" 2602U	15.0	151	97
	" "	"	"	" 2604U	13.2	164	102
	" "	"	"	" 2605U	13.6	155	111
" "	"	"	" 2606U	13.6	155	111	
Rice, R. Ardrossan 998-2794	12 month average			(Not Available)			
	AHPZ 20S			AHPZ 18U	14.5	193	64
	"			" 19U	14.2	178	85
	"			" 20U	14.5	193	64
<u>DUROC</u>							
Maschmeyer, G. Bruderheim 998-2845	12 month average			20 pigs	(14.3)	(152)	
	AOUD 1512R	-0.6	+3.0	HILL 34U	16.9	141	92
	"	-0.6	+3.0	" 35U	15.7	132	121
	"	-0.6	+3.0	" 36U	16.2	143	96
Neufeld Farms Ltd. Acme 546-3969	12 month average			40 pigs	(14.2)	(157)	
	NEUF 26T			NEUF 45U	14.0	164	90
	"			" 46U	12.3	167	110
	"			" 50U	13.6	165	93
	"			" 62U	15.6	169	54
Rice, R. Ardrossan 997-2794	12 month average			20 pigs	(13.1)	(174)	
	ARVY 575S	-0.6	+2.1	AHPZ 21U	17.6	160	74
	"	-0.6	+2.1	" 22U	16.4	164	81
<u>CROSSBRED</u>							
Braat, J. Coaldale 327-9757	12 month average			56 pigs	(13.2)	(143)	
	ARBF 726S			111U	12.6	166	58
	"			113U	11.1	159	84
	ASDZ 541S			144U	10.7	147	111
	ANZI 52S			172U	14.2	132	114
	ARBF 726S			193U	15.2	135	101

BREEDER & TELEPHONE	SIRE IDENTIFICATION	SIRE E.B.V.		PIG IDENTIFICATION	BACKFAT (MM) TO 90 KG	AGE DAYS TO 90 KG	IND
		FAT (MM)	AGE (DAYS)				
Groot, C. Neerlandia 674-4077	12 month average			76 pigs	(15.0)	(167)	
	1762			4143U	12.3	183	10
	1762			4146U	13.2	185	9
Maschmeyer, G. Bruderheim 998-2845	12 month average			(Not Available)			
	AODU 1512R	-0.6	+3.0	8 GM 4U	15.0	143	
	"	"	"	8 GM 5U	15.4	139	
	"	"	"	8 GM 6U	17.3	132	
Morinville Colony Morinville 939-2118	12 month average			(Not Available)			
	BRIAN			251U	15.6	187	
	AREE 140R			261U	14.4	184	
	AREE 432S			268U	14.6	155	
Neufeld Farms Ltd. Acme 546-3969	12 month average			76 pigs	(13.8)	(150)	
	DLDA 557S (1)			321U	10.8	177	8
	1-5			438U	13.8	167	6
	"			439U	13.7	155	9
Ranchview Test Barn Bentley 748-3802	12 month average			1474 pigs	(14.0)	(149)	
	RFAA 671P			RFAA 242U	11.4	164	10
	RFAA 1911P			" 282U	12.9	158	9
	RFAA 671P			" 342U	11.4	169	9
	RFAA 1911P			" 351U	13.8	168	6
	"			" 353U	12.1	163	9
	"			" 358U	13.3	159	9
	RFAA 110S			" 362U	11.3	152	12
	"			" 363U	11.4	153	12
	"			" 364U	12.4	175	6
	"			" 367U	12.3	159	10
	RFAA 1278N			" 373U	11.3	157	11
	RFAA 3972S			" 382U	14.6	150	9
	"			" 385U	13.8	168	6
	RFAA 3901S			" 393U	13.3	150	10
	"			" 394U	16.3	150	7
	RFAA 1278N			" 422U	13.4	158	9
	RFAA 111S			" 509U	13.9	160	14
	"			" 5010U	15.9	159	12
	"			" 5013U	16.6	170	10
RFAA 147S			" 517U	17.0	161	11	
"			" 519U	18.7	167	8	
"			" 587U	17.5	159	10	

BREEDER TELEPHONE	SIRE IDENTIFICATION	SIRE E.B.V.		PIG IDENTIFICATION	BACKFAT (MM) TO 90 KG	AGE DAYS TO 90 KG	INDEX
		FAT (MM)	AGE (DAYS)				
Ranchview Test Barn (continued)	RFAA 147S			RFAA 592U	15.4	154	138
	RFAA 1911P			" 288U	11.6	184	60
	"			" 355U	14.0	189	21
	RFAA 3972S			" 384U	12.7	175	64
	RFAA 1911P			" 491U	13.9	167	65
	RFAA 111S			" 507U	14.1	165	67
	"			" 5012U	13.7	149	105
	RFAA 147S			" 513U	12.3	155	108
	RFAA 11S			" 522U	11.8	150	125
	RFAA 110S			" 532U	12.9	165	82
	"			" 533U	11.0	152	131
	"			" 535U	13.1	148	113
	RFAA 2219S			" 541U	12.9	155	103
	RFAA 110S			" 551U	12.7	162	90
	RFAA 3901S			" 572U	12.0	155	113
	"			" 573U	13.1	156	97
	"			" 574U	14.0	152	94
	RFAA 11S			" 654U	14.5	154	86
"			" 0651U	12.4	158	102	
Ranchview Farms "B"	12 month average			212 pigs	(15.3)	(156)	
Bentley 748-3802	RFAA 575S			RFAA 867U	12.1	150	140
	RFAA 4338S			" 1026U	14.8	144	126
	JBFA 2S (1)	-0.3	-10.9	" 1139U	15.4	135	138
	JBFA 6438R			" 1259U	16.9	144	107

BR  
&

Ag  
OK  
93

BI  
BI  
67

By  
Co  
33

B  
H  
7

E  
C  
3

F  
M  
7

C  
C

## GILTS

BREEDER ADDRESS & TELEPHONE NUMBER	12 MONTH AVERAGE			PROBE PERIOD			
	# PROBED	BACKFAT (mm)	AGE (days)	DATE	# PROBED	AVG. B.F.	AVG. AGE
<u>YORKSHIRE</u>							
Agra Farms Ltd. Okotoks 938-7741	185	15.4	164	July 16 - 31	9	15.6	160
Bloomsbury Farms Ltd. Bloomsbury 674-3307	(Not Available)			"	1	21.7	142
Braat, J. Coaldale 327-9757	332	12.7	154	"	6	12.4	155
Brownlee, J. Hairy Hill 768-2313	86	14.9	165	"	8	15.0	163
Eringeld, B. Coaldale 345-3420	71	15.9	171	"	7	16.6	168
Five Lakes Farms Mayerthorpe 786-4373	227	14.8	171	"	25	14.9	164
Gwynne Vista Farms Gwynne 352-2998	131	15.1	173	"	14	14.1	175
Knobben, G. Jarvie 954-2125	39	14.0	162	"	5	11.2	157
Knobben, J. Jarvie 954-2647	78	13.6	157	"	9	12.2	146
Maschmeyer, D. Bruderheim 998-2845	70	15.0	148	"	6	16.5	154

BREEDER ADDRESS & TELEPHONE NUMBER	12 MONTH AVERAGE			PROBE PERIOD			
	# PROBED	BACKFAT (mm)	AGE (days)	DATE	# PROBED	AVG. B.F.	AVG. AGE
Maschmeyer, G. Bruderheim 998-2845	39	15.1	148	July 16 - 31	1	17.8	132
McCarthy, J. Lindale 542-4531	93	15.3	154	"	8	15.7	140
Milne, B. Ponoka 783-6695	123	16.0	160	"	21	16.1	160
Papenhuyzen, C. Stony Plain 963-4358	(Not Available)			"	5	20.3	151
Rice, R. Ardrossan 998-2794	37	14.7	167	"	4	17.1	172
Roeske, M. Alcomdale 939-4938	180	17.9	168	"	20	18.0	160
Turko, D. Newbrook 576-2315	22	16.3	147	"	8	16.2	156
West, N. & T.J. Radway 736-3790	47	16.0	170	"	1	14.6	171
<u>LANDRACE</u>							
Agra Farms Ltd. Okotoks 938-7741	246	14.3	161	"	8	13.7	174
Barrett, R. & A. Ponoka 783-5192	171	17.2	144	"	22	15.9	146
Braat, J. Coaldale 327-9757	25	15.5	152	"	3	15.2	153



BREEDER ADDRESS & TELEPHONE NUMBER	12 MONTH AVERAGE			PROBE PERIOD			
	# PROBED	BACKFAT (mm)	AGE (days)	DATE	# PROBED	AVG. B.F.	AVG. AGE
Knobben, J. Jarvie 954-2647	(Not Available)			July 16 - 31	3	12.5	161
McCarthy, K. Lindale 542-4531	(Not Available)			"	4	12.1	141
Milne, B. Ponoka 783-6695	22	14.9	155	"	1	18.0	150
Morinville Colony Morinville 939-2118	(Not Available)			"	3	13.1	141
<u>LACOMBE</u>							
Bloomsbury Farms Ltd. Bloomsbury 674-3307	27	18.4	140	"	4	15.7	146
Five Lakes Farms Mayerthorpe 786-4373	123	15.8	169	"	9	15.5	161
Gwynne Vista Farms Gwynne 352-2998	161	15.0	169	"	13	14.7	175
<u>HAMPSHIRE</u>							
Bloomsbury Farms Ltd. Bloomsbury 674-3307	(Not Available)			"	4	13.4	161
Braat, J. Coaldale 327-9757	(Not Available)			"	1	12.2	153
Brownlee, J. Hairy Hill 768-2313	40	13.3	168	"	1	13.5	201
Five Lakes Farms Mayerthorpe 786-4373	72	14.6	173	"	8	13.6	164

BREEDER ADDRESS & TELEPHONE NUMBER	12 MONTH AVERAGE			PROBE PERIOD			AVG. AGE
	# PROBED	BACKFAT (mm)	AGE (days)	DATE	# PROBED	AVG. B.F.	
Papenhuyzen, C. Stony Plain 963-4358	35	14.2	173	July 16 - 31	1	13.6	169
Rice, R. Ardrossan 997-2794	(Not Available)			"	1	15.3	185
<u>DUROC</u>							
Maschmeyer, G. Bruderheim 998-2845	35	15.3	152	"	2	16.9	137
Neufeld Farms Ltd. Acme 546-3969	20	15.9	163	"	1	13.8	172
<u>CROSSBRED</u>							
Braat, J. Coaldale 327-9757	44	13.9	149	"	4	12.2	156
Groot, C. Neerlandia 674-4077	101	15.8	168	"	12	14.8	170
Gwynne Vista Farms Gwynne 352-2998	181	15.6	166	"	14	14.8	170
Jacobsson, G. Neerlandia 674-4867	167	17.0	163	"	20	14.3	167
Lepp, S. Wembley 766-2583	278	13.9	172	"	36	17.0	171
Milne, B. Ponoka 783-6695	207	16.0	161	"	1	14.1	141
Morinville Colony Morinville 939-2118	109	15.1	185	"	8	15.9	181

BREDFER ADDRESS & TELEPHONE NUMBER	12 MONTH AVERAGE			PROBE PERIOD			
	# PROBED	BACKFAT (mm)	AGE (days)	DATE	# PROBED	AVG. B.F.	AVG. AGE
Neufeld Farms Ltd. Acme 546-3969	56	15.4	152	July 16 - 31	11	13.9	171
Ranchview Farms "A" Bentley 748-3802	344	17.2	167	"	56	13.8	158
Ranchview Farms "B" Bentley 748-3802	655	16.4	168	"	34	16.3	163
West, N. & T. J. Radway 736-3790	249	17.1	165	"	14	16.3	162
Woelk Farms, Unit 1 Millet 387-4801	88	17.2	175	"	9	18.3	171
Woelk Farms, Unit 2 Millet 387-4801	88	16.7	173	"	7	16.8	173



# Alberta Swine Improvement Program

SEP - 2 1986

HOME TEST REPORT  
August 1 - 15, 1986

This report contains a list of boars and gilts which completed the ultrasonic home test during the past two weeks. It is available to pig producers as an aid in selecting quality breeding stock. Information in the report is intended to reflect the relative potential breeding worth of animals listed in terms of economic traits measured. These traits are carcass quality in terms of backfat and growth rate from birth to 90 kg.

## Information Reported

1. Information listed for each tested pig consists of: (a) breeder; (b) sire identification and EBV; (c) pig identification; (d) age (days) adjusted to 90 kg liveweight; (e) average backfat (mm) adjusted to 90 kg and (f) index of the pig compared to its contemporaries.
2. Home test herd averages are shown where 20 or more pigs by sex and breed were tested from the herd during the previous twelve month period. This average is the one against which all pigs in the current report are indexed. Animals of average economic merit will index 100. Boars or gilts with superior performance will be reflected by an index over 100.
3. It is important to remember that between-herd comparisons should not be made on the basis of home test data. Differences in environment, nutrition and management between farms will render such comparisons invalid.
4. Between herd comparisons should be made on the basis of the sires Estimated Breeding Values (EBV). EBV's are an estimate of the genetic value of the sire for backfat (mm at 90 kg) and growth rate (days to 90 kg). They are obtained by comparing the performance of each sire and of their relatives compared to all other sires and dams in Western Canada using a computer statistical model called the best linear unbiased prediction (BLUP) method. Across herd comparisons of sire EBV's are valid because the management of the herd in which each record was obtained has been corrected for. EBV's are based on 0, which is the average for Western Canada, the greater the negative number the more likely the sire's progeny will genetically reduce backfat and/or age. The greater the positive EBV's the greater the likelihood the sire's progeny will show genetic increase in backfat and/or growth rate. Where no EBV's are shown, sires are too new to have been evaluated.
5. EBV's are available for dams from the breeders on the program. The Pork Industry Branch also has EBV's from other regions in Canada.

## How To Use This Report

(See Reverse)

/2 . . .



Agriculture  
Canada

Alberta  
AGRICULTURE

How To Use This Report

BOARS

1. Find a sire which exhibits those performance EBV's that you consider most important in the breed that fits into your intended breeding program.
2. Narrow your field of farms due to distance, health considerations, etc.
3. Find the highest indexing boar(s) from the sire you have chosen and phone the breeder to ascertain if they are available and physically sound, cost, etc.
4. Go examine the boar(s) yourself if you wish to make a final judgement to close the sale.

GILTS

1. Determine what breeds or crossbreeds will fit in best to your intended breeding program.
2. Limit your choices of farms due to distance, health status, etc.
3. Find the farm(s) with the best overall performance in the breed(s) you have identified and phone them as to availability, price, etc.
4. Visit the farm yourself to make final determination regarding soundness and suitability, etc.

The animals reported have not been evaluated for physical or breeding soundness and health status. These assessments must be made by the selector.

Prepared by: Lajos Hajdu  
Senior Swine Technician  
Alberta Agriculture, Pork Industry Branch  
#204, 7000 - 113 Street  
EDMONTON, Alberta  
T6H 5T6  
Phone: 427 - 5319

## BOARS

BREEDER TELEPHONE	SIRE IDENTIFICATION	SIRE E.B.V.		PIG IDENTIFICATION	BACKFAT (MM) TO 90 KG	AGE DAYS TO 90 KG	INDEX
		FAT (MM)	AGE (DAYS)				
<u>YORKSHIRE</u>							
Bloomsbury Farms	12 month average			(Not Available)			
Bloomsbury 74-3307	ATAM 36S	-1.0	-2.2	WM 1001U	16.2	145	
	"	"	"	" 1006U	15.0	164	
	"	"	"	" 1007U	15.0	157	
	"	"	"	" 1008U	16.3	150	
Braat, J. Coaldale 327-9757	12 month average			131 pigs	(11.7)	(146)	
	ANZI 832S	-2.2	+0.4	ARBF 179U	11.1	162	76
	"	"	"	" 215U	11.1	145	107
	"	"	"	" 216U	10.1	146	113
Five Lakes Farms Mayerthorpe 786-4373	12 month average			212 pigs	(13.4)	(164)	
	JKAA 982S			JKAA 2501U	11.0	183	107
	"			" 2503U	12.2	174	102
	JKAA 0792P	-0.5	-0.8	" 2701U	12.3	184	89
	JKAA 982S			" 2906U	12.7	180	89
	"			" 4101U	12.5	140	139
	JKAA 0792P	-0.5	-0.8	" 4201U	13.0	141	133
	"	"	"	" 4202U	10.9	132	167
	"	"	"	" 4203U	12.0	144	140
	"	"	"	" 4205U	15.6	141	104
	"	"	"	" 4207U	15.9	132	111
	AMBW 514S (1)			" 4308U	9.9	141	167
	JKAA 0792P	-0.5	-0.8	" 5002U	12.1	130	156
	"	"	"	" 5005U	9.9	131	179
	"	"	"	" 5006U	12.7	132	147
Gray, L. Marwayne 847-2437	12 month average			28 pigs	(14.2)	(145)	
	KKEF 2781S			AOLO 22U	11.6	153	114
	"			" 27U	14.0	165	76
	"			" 37U	14.4	127	121
Kaveander Farms Ltd. Edmonton 973-5287	12 month average			71 pigs	(16.9)	(175)	
	ACUT 433S			ACUT 040U	13.8	178	121
	ACUT 286S	-1.4	-10.6	" 57U	15.9	145	145
	"	"	"	" 58U	20.5	152	101
	ACUT 433S			" 61U	14.4	152	148

BREEDER & TELEPHONE	SIRE IDENTIFICATION	SIRE E.B.V.		PIG IDENTIFICATION	BACKFAT (MM) TO 90 KG	AGE DAYS TO 90 KG	INDEX
		FAT (MM)	AGE (DAYS)				
Knobben, G. Jarvie 954-2125	12 month average			53 pigs	(12.9)	(154)	
	GARY 42S	+1.5	-4.8	GARY 152U	14.1	157	76
	"	"	"	" 153U	13.2	158	87
	"	"	"	" 154U	13.6	154	90
Knobben, J. Jarvie 954-2647	12 month average			86 pigs	(12.6)	(153)	
	AREE 22T			AREE 130U	11.7	156	107
	GARY 42S	+1.5	-4.8	" 180U	11.5	157	107
	"	"	"	" 181U	12.1	146	119
	"	"	"	" 182U	12.1	146	119
	"	"	"	" 183U	14.7	153	76
	"	"	"	" 187U	11.8	151	115
	"	"	"	" 188U	15.8	148	70
	AREE 63S	-0.9	-0.3	" 192U	10.4	148	137
	"	"	"	" 198U	11.4	148	125
Maschmeyer, D. Bruderheim 998-2845	12 month average			62 pigs	(14.2)	(143)	
	DOUG 75T			DOUG 76U	13.8	154	85
	"			" 77U	16.5	160	49
	"			" 95U	16.8	168	33
	"			" 97U	15.4	166	49
Maschmeyer, G. Bruderheim 998-2845	12 month average			27 pigs	(14.7)	(143)	
	DOUG 75T			HILL 43U	9.7	147	132
Matejka, G. Sylvan Lake 887-2656	12 month average			129 pigs	(14.4)	(155)	
	ACUT 384S			KKEF 284U	13.8	166	83
	KKEF 3415S			" 311U	17.1	185	7
	KKEF 222S	-1.4	+1.4	" 341U	12.2	170	90
	"	"	"	" 342U	13.7	169	78
	"	"	"	" 344U	10.5	170	109
	KKEF 3380S			" 404U	13.2	169	83
	AMBW 514S (1)			" 426U	13.3	172	76
	BUFA 484S (1)			" 483U	14.2	169	72
	"			" 504U	14.5	172	63
	KKEF 3380S			" 520U	13.7	154	111
	ACUT 124T			" 532U	13.4	146	131
	"			" 534U	14.6	143	124
	"			" 536U	14.6	143	124
	AMBW 514S (1)			" 543U	12.2	162	108
	"			" 545U	12.0	149	138



BREEDER TELEPHONE	SIRE E.B.V.		PIG IDENTIFICATION	BACKFAT (MM) TO 90 KG	AGE DAYS TO 90 KG	INDEX
	SIRE IDENTIFICATION	FAT (MM)      AGE (DAYS)				
Matejka, G. (continued)	BUFA 484S (1)		KKEF 551U	13.0	161	102
	"		" 556U	12.9	160	106
	"		" 558U	13.3	163	94
	AMBW 514S (1)		" 571U	14.1	148	119
Milne, B. Bonoka 83-6695	12 month average		98 pigs	(14.6)	(156)	
	AMBW 514S (1)		MILN 126U	13.3	153	120
	"		" 127U	12.5	154	127
	"		" 168U	15.8	155	87
	"		" 179U	11.0	153	148
	"		" 188U	10.9	144	163
	"		" 189U	11.8	160	126
	"		" 190U	12.4	155	128
	"		" 191U	12.3	147	142
	"		" 195U	14.3	153	109
"		" 196U	14.5	151	110	
Papenhuyzen, C. Stony Plain 963-4358	12 month average		(Not Available)			
	ASUS 112S		ASUS 42U	18.8	174	
	"		" 53U	17.8	173	
Reiter Farms Iron Springs 738-4472	12 month average		88 pigs	(14.7)	(162)	
	KKEF 2566S		RITR 325U	11.1	141	162
	"		" 327U	9.4	154	160
	"		" 373U	13.7	153	122
	"		" 395U	8.8	143	182
	KKEF 440T		" 415U	14.4	146	124
	"		" 416U	12.4	137	156
Rice, R. Ardrossan 998-2794	12 month average		32 pigs	(14.0)	(163)	
	ASZT 56S	+0.4    -2.0	AHPZ 34U	14.2	172	87
Roeske, M. Alcomdale 939-4938	12 month average		34 pigs	(15.4)	(158)	
	AMBW 514S (1)		ROSE 129U	14.2	158	111
	"		" 143U	13.0	149	136
"		" 145U	14.6	156	111	

BREEDER & TELEPHONE	SIRE IDENTIFICATION	SIRE E.B.V.		PIG IDENTIFICATION	BACKFAT (MM) TO 90 KG	AGE DAYS TO 90 KG	INDEX
		FAT (MM)	AGE (DAYS)				
<u>LANDRACE</u>							
Barrett, R. & A. Ponoka 783-5192	12 month average			116 pigs	(16.2)	(136)	
	ROYS 94T			ROYS 192U	18.6	129	85
	"			" 193U	19.4	137	62
Braat, J. Coaldale 327-9757	12 month average			22 pigs	(13.9)	(146)	
	ASDZ 541S			ARBF 205U	12.4	147	112
Duff, D. Fort Saskatchewan 998-3101	12 month average			51 pigs	(15.3)	(153)	
	TBRO 615R	-2.1	+6.6	DUFF 130U	154	144	112
Maschmeyer, G. Bruderheim 998-2845	12 month average			(Not Available)			
	MLFK 542S (2)			HILL 14U	14.8	120	
	"			" 15U	12.2	130	
	"			" 16U	13.5	129	
	"			" 17U	13.3	133	
	"			" 18U	14.0	134	
	"			" 19U	14.5	125	
Matejka, T. Sylvan Lake 887-2656	12 month average			28 pigs	(14.8)	(160)	
	DASA 1T			TONY 510U	14.9	153	111
	"			" 511U	12.7	158	128
	"			" 566U	15.5	151	106
Milne, B. Ponoka 783-6695	12 month average			(Not Available)			
	MILN 42T			MILN 162U	14.3	161	
	"			" 163U	12.7	166	
<u>LACOMBE</u>							
Bloomsbury Farm Bloomsbury 674-3307	12 month average			24 pigs	(16.9)	(137)	
	BL 423T			BL 504U	12.1	168	44
	BL 354T			" 803U	16.2	159	30
	BL 1107S			" 1005U	15.6	158	40
	"			" 1006U	17.4	143	73
	"			" 1007U	18.5	151	32
	"			" 1008U	16.3	156	39
	BL 243T			" 1105U	15.4	153	60

BREEDER TELEPHONE	SIRE IDENTIFICATION	SIRE E.B.V.		PIG IDENTIFICATION	BACKFAT (MM) TO 90 KG	AGE DAYS TO 90 KG	INDEX
		FAT (MM)	AGE (DAYS)				
Loomsbury Farms (continued)	BL 243T			BL 1106U	18.1	143	65
	"			" 1107U	15.0	148	82
	BL 354T			" 1203U	18.4	140	73
	"			" 1204U	16.8	131	123
Five Lakes Farms	12 month average			126 pigs	(14.3)	(158)	
Weyerthorpe 86-4373	KR 1303S	-1.8	+1.7	JA 3203U	12.9	169	104
	"	"	"	" 3502U	14.0	154	110
	JA 503R	-0.0	+6.0	" 3701U	14.1	146	120
	"	"	"	" 3702U	12.4	150	137
	"	"	"	" 4401U	14.1	134	136
<u>HAMPSHIRE</u>							
Loomsbury Farms	12 month average			(Not Available)			
Loomsbury 74-3307	ARWX 1335S			WM 406U	15.0	172	
	"			" 707U	16.9	176	
	"			" 708U	15.2	156	
	ARWX 244T			" 905U	16.0	175	
Wraat, J.	12 month average			(Not Available)			
Waldale 27-9757	ANZI 52S			ARBF 191U	16.0	146	
Five Lakes Farms	12 month average			73 pigs	(13.5)	(163)	
Weyerthorpe 86-4373	AJCM 1003S			YAP 2603U	9.9	172	136
	JKAA 351T			NP 4001U	13.5	145	128
	"			" 4005U	12.5	137	155
<u>DUROC</u>							
Wraert, M.	12 month average			20 pigs	(14.2)	(164)	
Warrhead 74-3953	BART 143S			BART 24U	14.5	161	99
	"			" 28U	15.6	168	64
Wasmeyer, G.	12 month average			20 pigs	(14.3)	(152)	
Bruderheim 98-2845	HILL 67S			HILL 65U	14.4	128	142
	"			" 66U	16.1	136	110
	"			" 67U	14.0	129	145
	"			" 68U	11.5	138	155

BREEDER & TELEPHONE	SIRE IDENTIFICATION	SIRE E.B.V.		PIG IDENTIFICATION	BACKFAT (MM) TO 90 KG	AGE DAYS TO 90 KG	INDEX
		FAT (MM)	AGE (DAYS)				
Rice, R. Ardrossan 998-2794	12 month average			20 pigs	(13.1)	(174)	
	ARVY 575S	-0.6	+2.1	AHPZ 24U	12.6	185	91
	"	"	"	" 27U	14.5	184	74
	ARVY 551S			" 45U	16.3	174	69
<u>CROSSBRED</u>							
Braat, J. Coaldale 327-9757	12 month average			56 pigs	(13.2)	(143)	
	ARBF 726S			185U	12.9	153	83
	"			186U	12.0	161	73
	ARBF 64T			222U	13.6	137	109
	"			223U	14.4	142	93
	"			224U	14.2	144	90
	"			225U	13.8	142	97
	"			237U	16.2	141	81
	"			238U	12.7	138	115
Groot, C. Neerlandia 674-4077	12 month average			76 pigs	(15.0)	(167)	
	ANZI 61			ARVY 4250U	17.1	173	63
	"			" 4252U	17.4	163	77
	ANZI 1913S (1)			" 4300U	15.9	158	102
	"			" 4301U	16.9	161	86
	"			" 4304U	15.9	163	95
	ANZI 927			" 4311U	15.2	161	108
	"			" 4312U	17.1	158	89
	ANZI 61			" 4320U	14.1	151	137
	"			" 4321U	16.1	153	110
	"			" 4322U	15.4	155	115
	"			" 4323U	16.4	161	93
	ANZI 557S (1)			" 4340U	16.4	161	93
	"			" 4342U	16.4	161	93
	"			" 4343U	16.2	151	112
	"			" 4352U	14.1	163	117
	ANZI 1762			" 4362U	13.8	141	157
	ANZI 1762			" 4364U	16.2	157	100
Olds College Olds 556-8393	12 month average			(Not Available)			
	DLDA 181R (1)			323U	14.8	155	
	"			325U	14.8	171	
	"			327U	14.8	158	
	"			328U	16.2	160	
	"			329U	14.7	163	
	"			334U	16.9	164	

BREEDER TELEPHONE	SIRE IDENTIFICATION	SIRE E.B.V.		PIG IDENTIFICATION	BACKFAT (MM) TO 90 KG	AGE DAYS TO 90 KG	INDEX
		FAT (MM)	AGE (DAYS)				
Lanchview Test Barn entley 48-3802	12 month average			1474 pigs	(14.0)	(149)	
	RFAA 1911P			RFAA 491U	11.7	166	94
	RFAA 111S			" 502U	12.0	158	106
	"			" 503U	13.4	156	94
	"			" 505U	14.1	155	87
	"			" 508U	11.4	171	88
	RFAA 110S			" 556U	11.5	168	93
	RFAA 68S			" 561U	11.1	155	124
	"			" 564U	11.1	149	136
	RFAA 147S			" 584U	12.9	153	107
	RFAA 1278N			" 604U	12.1	158	106
	RFAA 2219S			" 621U	13.4	148	111
	"			" 623U	14.0	154	90
	RFAA 11S			" 643U	13.6	159	86
	RFAA 103S			" 661U	13.2	160	89
	RFAA 1278N			" 671U	11.5	143	142
"			" 672U	10.9	146	145	
Lanchview Farms "B" entley 48-3802	12 month average			212 pigs	(15.3)	(156)	
	RFAA 575S			RFAA 866U	15.7	158	92
	"			" 9511U	13.6	158	112
	"			" 1037U	12.7	161	114
	"			" 12312U	12.9	161	112
	RFAA 4669R			" 1317U	13.8	155	116
RFAA 4338S			" 1463U	13.4	150	128	
Laiter Farms ron Springs 38-4472	12 month average			(Not Available)			
	TONY 1061S			8CB 366U	15.6	136	

BR  
&

BL  
BL  
67

Br  
Co  
32

Ca  
Po  
78

F  
Ma  
74

G  
Ma  
8

K  
E  
9

K  
J  
9

M  
E  
S

N  
S  
C

## GILTS

BREEDER ADDRESS & TELEPHONE NUMBER	12 MONTH AVERAGE			PROBE PERIOD			
	# PROBED	BACKFAT (mm)	AGE (days)	DATE	# PROBED	AVG. B.F.	AVG. AGE
<u>YORKSHIRE</u>							
Bloomsbury Farms Bloomsbury 674-3307	(Not Available)			August 1 - 15	4	17.3	156
Braat, J. Coaldale 327-9757	332	12.7	154	"	4	12.3	151
Carrich Stock Farm Ponoka 783-5181	22	15.9	184	"	2	15.4	185
Five Lakes Farms Mayerthorpe 786-4373	227	14.8	171	"	10	13.5	175
Gray, L. Marwayne 847-2437	37	14.4	147	"	3	15.6	154
Kaveander Farms Ltd. Edmonton 973-5287	149	17.1	181	"	5	16.3	170
Knobben, J. Jarvie 954-2647	78	13.6	157	"	6	12.8	152
Maschmeyer, D. Bruderheim 998-2845	70	15.0	148	"	6	15.2	158
Maschmeyer, G. Bruderheim 998-2845	39	15.1	148	"	3	12.6	152
Matejka, G. Sylvan Lake 887-2656	328	15.5	171	"	35	15.0	178
Milne, B. Ponoka 783-6695	123	16.0	160	"	9	14.1	157


BREEDER ADDRESS & TELEPHONE NUMBER	12 MONTH AVERAGE			PROBE PERIOD			
	# PROBED	BACKFAT (mm)	AGE (days)	DATE	# PROBED	AVG. B.F.	AVG. AGE
Reiter Farms Iron Springs 738-4472	152	15.9	167	August 1 - 15	12	14.6	157
Rice, R. Ardrossan 998-2794	37	14.7	167	"	2	13.8	173
Roeske, M. Alcomdale 939-4938	180	17.9	168	"	8	16.6	157
<u>LANDRACE</u>							
Barrett, R. & A. Ponoka 783-5192	171	17.2	144	"	7	17.1	152
Braat, J. Coaldale 327-9757	25	15.5	152	"	3	14.6	154
Carrich Stock Farm Ponoka 783-5181	43	15.3	178	"	4	15.7	190
Duff, B. Fort Saskatchewan 998-3101	(Not Available)			"	5	17.4	144
Duff, D. Fort Saskatchewan 998-3101	158	15.3	158	"	1	19.4	155
Maschmeyer, G. Bruderheim 998-2845	(Not Available)			"	3	14.4	131
Matejka, T. Sylvan Lake 887-2656	59	16.0	177	"	7	17.6	164
Milne, B. Ponoka 783-6695	22	14.9	155	"	1	16.4	158



BREEDER ADDRESS & TELEPHONE NUMBER	12 MONTH AVERAGE			PROBE PERIOD			
	# PROBED	BACKFAT (mm)	AGE (days)	DATE	# PROBED	AVG. B.F.	AVG. AGE
Papenhuyzen, C. Stony Plain 963-4358	(Not Available)			August 1 - 15	1	17.8	142
<u>LACOMBE</u>							
Bloomsbury Farms Bloomsbury 674-3307	27	18.4	140	"	12	16.0	149
Five Lakes Farms Mayerthorpe 786-4373	123	15.8	169	"	4	15.6	188
<u>HAMPSHIRE</u>							
Bloomsbury Farms Bloomsbury 674-3307	(Not Available)			"	10	14.4	178
Braat, J. Coaldale 327-9757	(Not Available)			"	3	14.8	147
Five Lakes Farms Mayerthorpe 786-4373	72	14.6	173	"	4	14.3	170
Papenhuyzen, C. Stony Plain 963-4358	35	14.2	173	"	1	12.3	175
<u>DUROC</u>							
Baert, M. Barrhead 674-3953	(Not Available)			"	3	16.3	165
Maschmeyer, G. Bruderheim 998-2845	35	15.3	152	"	6	16.2	137
Matejka, S. Sylvan Lake 887-2656	(Not Available)			"	6	16.1	177

BREEDER ADDRESS & TELEPHONE NUMBER	12 MONTH AVERAGE			PROBE PERIOD			
	# PROBED	BACKFAT (mm)	AGE (days)	DATE	# PROBED	AVG. B.F.	AVG. AGE
Rice, R. Ardrossan 998-2794	(Not Available)			August 1 - 15	2	15.8	178
<u>CROSSBRED</u>							
Baert, M. Barrhead 674-3953	179	17.4	149	"	5	17.4	139
Barrett, R. & A. Ponoka 783-5192	(Not Available)			"	5	14.4	137
Braat, J. Coaldale 327-9757	44	13.9	149	"	2	15.5	139
Carrich Stock Farm Ponoka 783-5181	74	15.5	180	"	17	14.1	182
Groot, C. Neerlandia 674-4077	101	15.8	168	"	12	15.7	156
Milne, B. Ponoka 783-6695	207	16.0	161	"	21	15.2	150
Olds College Olds 556-8393	269	16.0	163	"	64	15.3	166
Ranchview Farms "B" Bentley 748-3802	655	16.4	168	"	60	16.1	159
Reiter Farms Iron Springs 738-4472	34	15.0	162	"	5	16.5	142
Wierenga, C. Neerlandia 674-5904	225	15.9	172	"	24	15.1	176

BREEDER ADDRESS & TELEPHONE NUMBER	12 MONTH AVERAGE			PROBE PERIOD			
	# PROBED	BACKFAT (mm)	AGE (days)	DATE	# PROBED	AVG. B.F.	AVG. AGE
Woelk Farms, Unit #1 Millet 387-4801	88	17.2	175	August 1 - 15	8	19.1	174
Woelk Farms, Unit #2 Millet 387-4801	88	16.7	173	"	19	18.3	178



# Alberta Swine Improvement Program

SEP 18 1986

HOME TEST REPORT  
August 16 - 31, 1986

This report contains a list of boars and gilts which completed the ultrasonic home test during the past two weeks. It is available to pig producers as an aid in selecting quality breeding stock. Information in the report is intended to reflect the relative potential breeding worth of animals listed in terms of economic traits measured. These traits are carcass quality in terms of backfat and growth rate from birth to 90 kg.

## Information Reported

1. Information listed for each tested pig consists of: (a) breeder; (b) sire identification and EBV; (c) pig identification; (d) age (days) adjusted to 90 kg liveweight; (e) average backfat (mm) adjusted to 90 kg and (f) index of the pig compared to its contemporaries.
2. Home test herd averages are shown where 20 or more pigs by sex and breed were tested from the herd during the previous twelve month period. This average is the one against which all pigs in the current report are indexed. Animals of average economic merit will index 100. Boars or gilts with superior performance will be reflected by an index over 100.
3. It is important to remember that between-herd comparisons should not be made on the basis of home test data. Differences in environment, nutrition and management between farms will render such comparisons invalid.
4. Between herd comparisons should be made on the basis of the sires Estimated Breeding Values (EBV). EBV's are an estimate of the genetic value of the sire for backfat (mm at 90 kg) and growth rate (days to 90 kg). They are obtained by comparing the performance of each sire and of their relatives compared to all other sires and dams in Western Canada using a computer statistical model called the best linear unbiased prediction (BLUP) method. Across herd comparisons of sire EBV's are valid because the management of the herd in which each record was obtained has been corrected for. EBV's are based on 0, which is the average for Western Canada, the greater the negative number the more likely the sire's progeny will genetically reduce backfat and/or age. The greater the positive EBV's the greater the likelihood the sire's progeny will show genetic increase in backfat and/or growth rate. Where no EBV's are shown, sires are too new to have been evaluated.
5. EBV's are available for dams from the breeders on the program. The Pork Industry Branch also has EBV's from other regions in Canada.

## How To Use This Report

(See Reverse)

/2 . . .

How To Use This Report

BOARS

1. Find a sire which exhibits those performance EBV's that you consider most important in the breed that fits into your intended breeding program.
2. Narrow your field of farms due to distance, health considerations, etc.
3. Find the highest indexing boar(s) from the sire you have chosen and phone the breeder to ascertain if they are available and physically sound, cost, etc.
4. Go examine the boar(s) yourself if you wish to make a final judgement to close the sale.

GILTS

1. Determine what breeds or crossbreeds will fit in best to your intended breeding program.
2. Limit your choices of farms due to distance, health status, etc.
3. Find the farm(s) with the best overall performance in the breed(s) you have identified and phone them as to availability, price, etc.
4. Visit the farm yourself to make final determination regarding soundness and suitability, etc.

The animals reported have not been evaluated for physical or breeding soundness and health status. These assessments must be made by the selector.

Prepared by:

Lajos Hajdu  
Senior Swine Technician  
Alberta Agriculture, Pork Industry Branch  
#204, 7000 - 113 Street  
EDMONTON, Alberta  
T6H 5T6  
Phone: 427 - 5319

## BOARS

FEDER TELEPHONE	SIRE IDENTIFICATION	SIRE E.B.V.		PIG IDENTIFICATION	BACKFAT (MM) TO 90 KG	AGE DAYS TO 90 KG	INDEX
		FAT (MM)	AGE (DAYS)				
<u>YORKSHIRE</u>							
Ma Farms Ltd.	12 month average			156 pigs	(14.7)	(163)	
Stoks -7741	AMBW 514S (1)			ARHL 159U	13.0	165	115
at, J.	12 month average			131 pigs	(11.7)	(146)	
ldale -9757	ANZI 1712S			ARBF 211U	11.4	164	70
	"			" 212U	11.1	167	67
	ANZI 832S	-2.2	+0.4	" 217U	11.5	161	75
	"	"	"	" 218U	10.7	168	69
erich Stock Farm	12 month average			(Not Available)			
hoka 3-5181	AMBW 514S (1)			DICK 336U	11.9	186	
	BUFA 484S (1)			" 554U	14.3	177	
ingfeld, B.	12 month average			42 pigs	(14.3)	(168)	
aldale 5-3420	KKEF 3447S			AOGK 131U	16.1	147	108
	"			" 132U	14.8	165	98
ynne Vista Farms	12 month average			83 pigs	(14.1)	(167)	
ynne 2-2998	GWYN 3003T			GWYN 4505U	15.6	155	108
penhuyzen, C.	12 month average			(Not Available)			
ony Plain 3-4358	ASUS 112S			ASUS 58U	15.7	190	
iter Farms	12 month average			88 pigs	(14.7)	(162)	
on Springs 8-4472	KKEF 440T			RITR 444U	10.9	152	149
	"			" 445U	10.5	163	137
	KKEF 1053S			" 473U	11.8	157	133
	"			" 474U	14.4	156	110
	"			" 475U	13.9	144	133
	"			" 512U	11.0	156	143
	KKEF 440T			" 513U	11.4	143	157
	"			" 528U	14.1	139	137
	KKEF 1053S			" 566U	13.2	140	143
	"			" 577U	14.6	146	122

BREEDER & TELEPHONE	SIRE IDENTIFICATION	SIRE E.B.V.		PIG IDENTIFICATION	BACKFAT (MM) TO 90 KG	AGE DAYS TO 90 KG	INDEX
		FAT (MM)	AGE (DAYS)				
Reiter Farms (continued)	KKEF 1053S			RITR 505U	13.2	144	138
	AREE 92S	-1.8	+3.4	" 606U	13.6	134	148
	RITR 205R	-0.0	-3.5	" 636U	17.3	141	104
Turko, D. Newbrook 576-2315	12 month average			(Not Available)			
	AHKP 415S	-0.5	-5.8	DANY 24U	14.8	150	
	"	"	"	" 25U	13.9	147	
	"	"	"	" 26U	15.6	164	
West, N., T.J. & L. Radway 736-3790	12 month average			22 pigs	(14.6)	(161)	
	ATED 98S	-0.1	+0.4	ATED 53U	13.3	176	98
	"	"	"	" 56U	15.0	172	83
	"	"	"	" 86U	15.4	181	69
	JKAA 421T			" 97U	16.6	172	65
<u>LANDRACE</u>							
Agra Farms Ltd. Okotoks 938-7741	12 month average			207 pigs	(13.8)	(159)	
	ARHL 1046S			ARHL 146U	10.2	179	104
	AODU 1446S			" 179U	14.2	156	101
	"			" 180U	16.0	161	74
	"			" 183U	14.6	169	76
Dieterman, B. Spruce Grove 963-3663	12 month average			(Not Available)			
	JBFA 2S (1)	-0.3	-10.9	ATJA 13U	19.9	143	
Duff, D. Fort Saskatchewan 998-3101	12 month average			51 pigs	(15.3)	(153)	
	GARY 420S			DUFF 140U	15.4	156	95
	MCMC 8T			" 160U	18.2	141	96
	"			" 170U	16.4	150	97
	"			" 171U	14.3	144	120
	"			" 172U	15.0	145	113
			" 191U	13.2	140	134	
Morinville Colony Morinville 939-2118	12 month average			(Not Available)			
	ARHL 948S			MCMC 44U	12.5	179	
	"			" 48U	14.1	168	
	"			" 042U	11.3	155	
	"			" 043U	10.4	160	
	"			" 55U	10.9	159	
	"			" 58U	13.4	155	



BREEDER & TELEPHONE	SIRE IDENTIFICATION	SIRE E.B.V.		PIG IDENTIFICATION	BACKFAT (MM) TO 90 KG	AGE DAYS TO 90 KG	INDEX
		FAT (MM)	AGE (DAYS)				
Papenhuyzen, C. Stony Plain 963-4358	12 month average			(Not Available)			
	ARHL 981S			ASUS 61U	18.9	164	
Reiter Farms Iron Springs 738-4472	12 month average			(Not Available)			
	TONY 1061S			RITR 427U	10.9	155	
	"			" 428U	13.7	168	
	"			" 429U	12.6	157	
<u>LACOMBE</u>							
Gwynne Vista Farms Gwynne 352-2998	12 month average			95 pigs	(14.0)	(162)	
	KR 8904S			KR 3902U	12.3	160	120
	"			" 3903U	13.7	152	121
	JA 522S			" 4301U	15.0	158	97
	"			" 4302U	16.2	153	94
	"			" 4303U	14.4	146	126
	"			" 4304U	13.8	148	127
	"			" 4305U	15.7	153	99
<u>DUROC</u>							
Braat, J. Coaldale 327-9757	12 month average			32 pigs	(12.4)	(147)	
	ANKF 421P			ARBF 240U	15.6	156	35
Neufeld Farms Ltd. Acme 546-3969	12 month average			40 pigs	(14.2)	(157)	
	NEUF 82T			NEUF 70U	11.3	160	143
	"			" 71U	14.4	160	92
	"			" 72U	12.7	163	113
	"			" 73U	13.4	185	54
Ranchview Test Barn Bentley 748-3802	12 month average			(Not Available)			
	RFAA 11S			RFAA 971U	12.4	145	
	"			" 972U	15.2	147	
	"			" 973U	12.4	145	
	RFAA 3901S			" 1041U	13.5	152	
	RFAA 11S			" 974U	13.4	165	
	"			" 1011U	14.2	150	
	"			" 1014U	15.2	159	

BREEDER & TELEPHONE	SIRE IDENTIFICATION	SIRE E.B.V.		PIG IDENTIFICATION	BACKFAT (MM) TO 90 KG	AGE DAYS TO 90 KG	IND
		FAT (MM)	AGE (DAYS)				
Reiter Farms Iron Springs 738-4472	12 month average			(Not Available)			
	AHPZ 113T			RITR 595U	18.1	135	
	"			" 596U	15.6	143	
<u>CROSSBRED</u>							
Braat, J. Coaldale 327-9757	12 month average			56 pigs	(13.2)	(143)	
	ARBF 64T			232U	19.0	155	
	"			236U	12.7	160	
Morinville Colony Morinville 939-2118	12 month average			(Not Available)			
	MATT			256U	11.3	192	
	"			257U	14.8	208	
	ARHL 22S			259U	12.8	190	
	AREE 140R			261U	11.3	192	
	AREE 432S			268U	12.5	185	
	ARHL 730R			285U	11.8	163	
	AREE 140R			288U	15.0	165	
	ARHL 22S			289U	12.8	168	
	"			291U	14.1	174	
	AREE 140R			292U	16.0	177	
	ARHL 948S			300U	13.6	175	
	"			302U	10.6	163	
	ARHL 730R			309U	16.4	164	
	1			313U	17.3	181	
	AREE 140R			332U	16.3	156	
	AREE 432S			334U	15.8	163	
	"			335U	14.8	151	
	ARHL 22S			349U	14.4	165	
	MATT			351U	16.5	141	
	MARK			358U	18.2	155	
Neufeld Farms Ltd. Acme 546-3969	12 month average			76 pigs	(13.8)	(150)	
	1-5			475U	16.4	207	-26
	"			547U	12.4	177	67
	"			549U	15.8	193	4
	DLDA 557S (1)			5911U	13.8	165	74
	"			5912U	14.2	170	60
	4L			608U	12.4	178	65
	"			6010U	12.1	172	79
	AJCM 1481S			874U	13.0	167	77

BREEDER TELEPHONE	SIRE IDENTIFICATION	SIRE E.B.V.		PIG IDENTIFICATION	BACKFAT (MM) TO 90 KG	AGE DAYS TO 90 KG	INDEX
		FAT (MM)	AGE (DAYS)				
Feld Farms Ltd. (continued)	4L			906U	13.2	165	79
	ARHL 840S (1)			941U	12.0	146	125
	"			942U	13.2	162	85
	"			943U	12.0	162	97
deenhuyzen, C. ny Plain -4358	12 month average			(Not Available)			
	ASUS 49S			100U	17.5	143	
Schview Test Barn tley -3802	12 month average			1474 pigs	(14.0)	(149)	
	RFAA 1278N			RFAA 632U	11.1	160	114
	RFAA 11S			" 650U	12.6	162	92
	"			" 651U	12.2	159	102
	"			" 653U	13.7	158	87
	RFAA 110S			" 681U	12.9	153	106
	"			" 682U	10.1	167	112
	RFAA 68S			" 711U	12.4	160	97
	"			" 715U	9.5	152	149
	"			" 716U	10.2	158	130
	RFAA 110S			" 721U	12.8	156	101
	"			" 722U	12.2	150	120
	RFAA 103S			" 741U	13.1	151	108
	"			" 744U	15.4	148	86
	"			" 745U	11.3	155	123
	RFAA 3972S			" 750U	11.1	154	126
	RFAA 671P			" 762U	11.6	160	108
	RFAA 110S			" 772U	13.8	148	106
	"			" 774U	12.9	147	119
	"			" 776U	14.6	147	98
	"			" 777U	12.4	147	124
	"			" 778U	12.0	147	129
	RFAA 3901S			" 782U	12.3	160	100
	"			" 784U	12.4	161	96
	"			" 785U	12.4	161	96
	RFAA 671P			" 801U	12.4	150	118
	"			" 802U	12.3	153	114
	"			" 804U	11.9	156	113
	RFAA 3972S			" 831U	12.6	144	128
	"			" 832U	11.9	142	139
	"			" 833U	11.4	155	121
	"			" 834U	12.0	152	119
	"			" 836U	14.8	146	96
	RFAA 294P			" 842U	12.4	140	137
	"			" 845U	13.0	152	107
	RFAA 2336R			" 864U	10.5	155	132

BREEDER & TELEPHONE	SIRE E.B.V.		PIG IDENTIFICATION	BACKFAT (MM) TO 90 KG	AGE DAYS TO 90 KG	INDEX
	SIRE IDENTIFICATION	FAT (MM)      AGE (DAYS)				
Ranchview Test Barn (continued)	RFAA 147S		RFAA 872U	11.8	154	118
	"		" 873U	14.6	159	73
	RFAA 1278N		" 912U	12.4	140	139
	RFAA 11S		" 811U	12.7	169	76
	"		" 812U	13.1	157	95
	"		" 813U	15.0	151	85
	"		" 814U	12.4	144	130
	"		" 815U	11.4	148	134
	RFAA 147S		" 995U	13.8	168	66
	RFAA 18T		" 01000U	15.7	148	82
	"		" 1001U	12.7	145	125
	"		" 1002U	12.3	146	128
	"		" 1003U	13.4	147	113
	"		" 1004U	13.9	144	111
	RFAA 147S		" 1021U	12.3	152	116
	"		" 1022U	12.7	163	89
	"		" 1024U	15.0	156	75
	"		" 1025U	11.8	165	95
	RFAA 111S		" 1063U	16.6	152	64
	"		" 1065U	15.0	158	70
	RFAA 147S		" 1071U	14.4	162	70
Ranchview Farms "B" Bentley 748-3802	12 month average		212 pigs	(15.3)	(156)	
	ARHL 840S (1)		RFAA 1486U	12.2	170	102
	"		" 1487U	12.9	156	121
	"		" 14812U	11.9	167	109
	RFAA 111S		" 1491U	15.6	153	103
	RFAA 97T		" 1519U	14.6	147	124
	ARHL 840S (1)		" 1535U	14.5	154	111
	RFAA 2259T		" 1567U	13.6	152	123
	"		" 1569U	15.0	157	101
	"		" 15610U	14.4	149	122
	"		" 15612U	13.7	147	131
	RFAA 4338S		" 1575U	11.1	151	147
	"		" 1576U	12.1	154	132
	RFAA 111S		" 16611U	16.9	160	78
	RFAA 6438R		" 1777U	12.8	148	138
	"		" 17711U	15.3	151	109
	RFAA 103S		" 1906U	12.6	150	136
West, N., T.J. & L. Radway 736-3790	12 month average		(Not Available)			
	ATED 98S	-0.1	+0.4	704U	17.3	131
	ATED 132S			712U	16.0	122

## GILTS

BREEDER ADDRESS TELEPHONE NUMBER	12 MONTH AVERAGE			PROBE PERIOD			
	# PROBED	BACKFAT (mm)	AGE (days)	DATE	# PROBED	AVG. B.F.	AVG. AGE
<u>YORKSHIRE</u>							
gra Farms Ltd. kotoks 88-7741	185	15.4	164	August 16 - 31	4	14.7	161
raat, J. aldale 27-9757	332	12.7	154	"	7	14.3	154
ringfeld, B. aldale 45-3420	71	15.9	171	"	2	13.7	171
wynne Vista Farms wynne 52-2998	131	15.1	173	"	2	16.2	171
apenhuyzen, C. tony Plain 63-4358	(Not Available)			"	2	18.2	152
eiter Farms ron Springs 88-4472	152	15.9	167	"	10	14.2	152
urko, D. ewbrook 76-2315	22	16.3	147	"	10	14.5	158
est, N., T.J. & L. adway 36-3790	47	16.0	170	"	2	15.6	173
<u>LANDRACE</u>							
gra Farms Ltd. kotoks 88-7741	246	14.3	160	"	8	14.7	161
arrich Stock Farm onoka 83-5181	43	15.3	178	"	4	13.5	187

BREEDER ADDRESS & TELEPHONE NUMBER	12 MONTH AVERAGE			PROBE PERIOD			
	# PROBED	BACKFAT (mm)	AGE (days)	DATE	# PROBED	AVG. B.F.	AV AG
Dieterman, B. Spruce Grove 963-3663	(Not Available)			August 16 - 31	2	14.8	13
Duff, D. Fort Saskatchewan 998-3101	158	15.3	158	"	9	15.1	15
Morinville Colony Morinville 939-2118	(Not Available)			"	11	12.9	16
Reiter Farms Iron Springs 738-4472	(Not Available)			"	5	13.1	16
<u>LACOMBE</u>							
Gwynne Vista Farms Gwynne 352-2998	161	15.0	169	"	9	15.9	17
<u>DUROC</u>							
Reiter Farms Iron Springs 738-4472	(Not Available)			"	2	15.4	13
<u>CROSSBRED</u>							
Braat, J. Coaldale 327-9757	44	13.9	149	"	3	14.8	15
Carrich Stock Farm Ponoka 783-5181	74	15.5	180	"	12	14.6	17
Gwynne Vista Farms Gwynne 352-2998	181	15.6	166	"	7	17.3	16
Morinville Colony Morinville 939-2118	109	15.1	185	"	33	15.2	17

BREEDER ADDRESS & TELEPHONE NUMBER	12 MONTH AVERAGE			PROBE PERIOD			
	# PROBED	BACKFAT (mm)	AGE (days)	DATE	# PROBED	AVG. B.F.	AVG. AGE
Old House Farms Neerlandia 674-5453	175	14.2	173	August 16 - 31	20	14.2	181
Olds College Olds 556-8393	269	16.0	163	"	21	15.0	152
Papenhuyzen, C. Stony Plain 963-4358	(Not Available)			"	1	21.9	138
Ranchview Test Barn Bentley 748-3802	(Not Available)			"	30	15.6	162
Ranchview Farms "B" Bentley 748-3802	655	16.4	168	"	27	15.1	165
West, N., T.J. & L. Radway 736-3790	249	17.1	165	"	15	16.9	154





# Alberta Swine Improvement Program

CANADIAN  
SEP 30 1986

AL 1827

HOME TEST REPORT  
September 1 - 15, 1986

This report contains a list of boars and gilts which completed the ultrasonic home test during the past two weeks. It is available to pig producers as an aid in selecting quality breeding stock. Information in the report is intended to reflect the relative potential breeding worth of animals listed in terms of economic traits measured. These traits are carcass quality in terms of backfat and growth rate from birth to 90 kg.

## Information Reported

1. Information listed for each tested pig consists of: (a) breeder; (b) sire identification and EBV; (c) pig identification; (d) age (days) adjusted to 90 kg liveweight; (e) average backfat (mm) adjusted to 90 kg and (f) index of the pig compared to its contemporaries.
2. Home test herd averages are shown where 20 or more pigs by sex and breed were tested from the herd during the previous twelve month period. This average is the one against which all pigs in the current report are indexed. Animals of average economic merit will index 100. Boars or gilts with superior performance will be reflected by an index over 100.
3. It is important to remember that between-herd comparisons should not be made on the basis of home test data. Differences in environment, nutrition and management between farms will render such comparisons invalid.
4. Between herd comparisons should be made on the basis of the sires Estimated Breeding Values (EBV). EBV's are an estimate of the genetic value of the sire for backfat (mm at 90 kg) and growth rate (days to 90 kg). They are obtained by comparing the performance of each sire and of their relatives compared to all other sires and dams in Western Canada using a computer statistical model called the best linear unbiased prediction (BLUP) method. Across herd comparisons of sire EBV's are valid because the management of the herd in which each record was obtained has been corrected for. EBV's are based on 0, which is the average for Western Canada, the greater the negative number the more likely the sire's progeny will genetically reduce backfat and/or age. The greater the positive EBV's the greater the likelihood the sire's progeny will show genetic increase in backfat and/or growth rate. Where no EBV's are shown, sires are too new to have been evaluated.
5. EBV's are available for dams from the breeders on the program. The Pork Industry Branch also has EBV's from other regions in Canada.

## How To Use This Report

(See Reverse)

How To Use This Report

BOARS

1. Find a sire which exhibits those performance EBV's that you consider most important in the breed that fits into your intended breeding program.
2. Narrow your field of farms due to distance, health considerations, etc.
3. Find the highest indexing boar(s) from the sire you have chosen and phone the breeder to ascertain if they are available and physically sound, cost, etc.
4. Go examine the boar(s) yourself if you wish to make a final judgement to close the sale.

GILTS

1. Determine what breeds or crossbreds will fit in best to your intended breeding program.
2. Limit your choices of farms due to distance, health status, etc.
3. Find the farm(s) with the best overall performance in the breed(s) you have identified and phone them as to availability, price, etc.
4. Visit the farm yourself to make final determination regarding soundness and suitability, etc.

The animals reported have not been evaluated for physical or breeding soundness and health status. These assessments must be made by the selector.

Prepared by:

Lajos Hajdu  
Senior Swine Technician  
Alberta Agriculture, Pork Industry Branch  
#204, 7000 - 113 Street  
EDMONTON, Alberta  
T6H 5T6  
Phone: 427 - 5319

## BOARS

BREEDER TELEPHONE	SIRE IDENTIFICATION	SIRE E.B.V.		PIG IDENTIFICATION	BACKFAT (MM) TO 90 KG	AGE DAYS TO 90 KG	INDEX
		FAT (MM)	AGE (DAYS)				
<u>YORKSHIRE</u>							
gra Farms Ltd	12 month average			156 pigs	(14.7)	(163)	
otoks	AMBW 514S (1)			ARHL 165U	12.1	175	110
88-7741	"			" 166U	12.1	188	89
	"			" 175U	12.8	188	81
	"			" 176U	13.7	190	67
	ARHL 378T			" 262U	13.8	145	139
	"			" 263U	15.0	149	120
	"			" 264U	14.5	141	138
arrett, R. & A.	12 month average			(Not Available)			
onoia	ROYS 105T			ROYS 201U	13.2	141	
83-5192	"			" 202U	14.8	141	
	"			" 203U	14.3	144	
	"			" 204U	14.1	140	
	"			" 205U	15.0	139	
	"			" 206U	14.3	136	
oomsbury Farms	12 month average			20 pigs	(15.8)	(152)	
oomsbury	ASYP 726S			WM 803U	16.3	198	56
74-3307	ATAM 36S	-1.0	-2.2	" 1003U	14.5	179	91
	ASYP 726S			" 1302U	13.2	160	121
	"			" 1303U	17.8	172	62
braat, J.	12 month average			131 pigs	(11.7)	(146)	
oaldale	AMBW 378P (2)	-0.6	+0.6	ARBF 228U	12.6	150	87
827-9757	"	"	"	" 229U	14.8	145	77
	"	"	"	" 230U	12.3	159	71
	ANZI 832S	-2.2	+0.4	" 256U	10.9	151	99
	"	"	"	" 257U	14.5	148	74
	ANZI 3863P	-1.9	+7.8	" 272U	10.7	157	88
	"	"	"	" 273U	12.0	147	97
	ANZI 832S	-2.2	+0.4	" 279U	14.1	145	83
	ANZI 3461R (2)	-1.5	-6.4	" 291U	15.2	144	76
	"	"	"	" 293U	14.8	136	93

BREEDER & TELEPHONE	SIRE IDENTIFICATION	SIRE E.B.V.		PIG IDENTIFICATION	BACKFAT (MM) TO 90 KG	AGE DAYS TO 90 KG	INDEX
		FAT (MM)	AGE (DAYS)				
Brownlee, J. Hairy Hill 768-2313	12 month average			86 pigs	(13.8)	(157)	
	AREE 210R	+0.3	-6.7	AHKP 100U	13.5	178	76
	"	"	"	" 103U	14.4	166	82
	AHKP 0850S			" 160U	11.5	163	121
	"			" 161U	12.3	157	119
	AHKP 451R	+0.2	-2.2	" 180U	13.6	146	117
Erinfeld, B. Coal Dale 345-3420	12 month average			42 pigs	(14.3)	(168)	
	KKEF 3447S			AOGK 133U	11.8	186	103
	KKEF 1304S	-2.2	-2.9	" 171U	11.8	155	142
	"	"	"	" 172U	12.5	144	148
	AOGK 371T			" 251U	13.5	150	131
Five Lakes Farms Mayerthorpe 786-4373	12 month average			212 pigs	(13.4)	(164)	
	JKAA 0792P	-0.5	-0.8	JKAA 2704U	11.4	195	85
	JKAA 982S			" 4102U	14.3	158	98
	"			" 4104U	13.3	155	112
	"			" 4105U	15.2	163	82
	JKAA 0792P	-0.5	-0.8	" 4204U	13.4	167	97
	"	"	"	" 4206U	13.8	158	103
	AMBW 514S (1)			" 4301U	14.2	153	105
	"			" 4304U	13.4	164	100
	"			" 4307U	9.9	158	147
	"			" 4309U	12.7	157	117
	JKAA 982S			" 4701U	11.2	161	129
	"			" 4702U	10.8	153	143
	"			" 4703U	12.0	146	138
	"			" 4801U	15.3	157	88
	"			" 4802U	12.2	150	131
	"			" 4803U	13.6	160	103
	"			" 4804U	14.8	150	102
	"			" 4805U	12.6	146	131
	JKAA 0792P	-0.5	-0.8	" 5001U	12.7	153	122
"	"	"	" 5003U	12.2	141	142	
"	"	"	" 5004U	14.3	151	106	
JKAA 982S			" 5102U	13.4	146	122	
Knobben, G. Jarvie 954-2125	12 month average			53 pigs	(12.9)	(154)	
	AREE 352S			GARY 170U	14.0	174	41

BREEDER TELEPHONE	SIRE IDENTIFICATION	SIRE E.B.V.		PIG IDENTIFICATION	BACKFAT (MM) TO 90 KG	AGE DAYS TO 90 KG	INDEX
		FAT (MM)	AGE (DAYS)				
Robben, J. Irvie 64-2647	12 month average			86 pigs	(12.6)	(153)	
	AREE 202U	-0.6	-2.8	AREE 202U	10.4	167	101
	"	"	"	" 220U	13.3	160	78
	"	"	"	" 221U	11.7	164	90
	AREE 22T			" 264U	15.2	139	96
Schmeyer, D. Crunderheim 98-2845	12 month average			62 pigs	(14.2)	(143)	
	DOUG 75T			DOUG 100U	14.6	142	97
	"			" 101U	11.3	147	121
Matejka, G. Sylvan Lake 87-2656	12 month average			129 pigs	(14.4)	(155)	
	ACUT 384S			KKEF 591U	14.5	158	93
	"			" 592U	14.6	162	82
	KKEF 222S	-1.4	+1.4	" 600U	12.0	153	130
	"	"	"	" 604U	15.7	151	95
	KKEF 562S	-0.1	-3.3	" 622U	13.0	162	100
	KKEF 2193S	-1.4	-4.2	" 642U	13.2	153	117
	"	"	"	" 646U	14.3	160	91
	KKEF 2186S			" 651U	16.7	149	89
	RITR 655S			" 665U	11.9	147	143
	"			" 668U	13.6	149	122
	KKEF 2701S			" 670U	13.6	147	125
	"			" 672U	13.6	159	100
	KKEF 1078T			" 682U	13.1	156	112
KKEF 3370S			" 691U	14.1	144	126	
KKEF 3160R	-3.2	+0.8	" 700U	11.1	142	162	
Milne, B. Ponoka 783-6695	12 month average			98 pigs	(14.6)	(156)	
	MILN 200T			MILN 204U	12.6	150	132
	"			" 205U	14.8	153	102
	BUFA 484S (1)			" 281U	13.7	148	123
	MILN 200T			" 332U	16.2	128	125
Reiter Farms Iron Springs 738-4472	12 month average			88 pigs	(14.7)	(162)	
	KKEF 440T			RITR 485U	10.3	171	127
	KKEF 1053S			" 508U	10.3	170	129
	KKEF 440T			" 534U	9.8	157	151
	"			" 535U	10.2	160	144
	"			" 536U	13.7	172	95
	KKEF 1053S			" 544U	13.0	169	105
"			" 578U	15.2	151	111	

BREEDER & TELEPHONE	SIRE IDENTIFICATION	SIRE E.B.V.		PIG IDENTIFICATION	BACKFAT (MM) TO 90 KG	AGE DAYS TO 90 KG	INDEX
		FAT (MM)	AGE (DAYS)				
Reiter Farms (continued)	AREE 92S			RITR 584U	14.1	163	103
	KKEF 1053S			" 623U	13.1	144	140
	"			" 624U	11.7	147	148
	RITR 205R	-0.0	-3.5	" 639U	16.3	158	90
Rice, R. Ardrossan 998-2794	12 month average			32 pigs	(14.0)	(163)	
	AHPZ 26S	-1.3	+3.8	AHPZ 39U	13.5	186	76
Roeske, M. Alcomdale 939-4938	12 month average			34 pigs	(15.4)	(158)	
	KKEF 532T			ROSE 180U	12.8	146	142
	ARUW 36S (2)			" 185U	13.2	139	150
	ASPX 747S (2)			" 193U	13.7	147	132
	"			" 195U	15.0	135	139
<u>LANDRACE</u>							
Agra Farms Ltd. Okotoks 938-7741	12 month average			207 pigs	(13.8)	(159)	
	ARHL 1046S			ARHL 188U	15.5	179	50
	"			" 196U	11.5	172	103
	"			" 206U	11.6	161	119
	"			" 211U	10.7	167	120
	"			" 228U	12.3	155	123
	AOUD 1446S			" 256U	15.9	158	79
	"			" 257U	14.8	146	111
	ARHL 1046S			" 270U	12.2	151	130
Barrett, R. & A. Ponoka 783-5192	12 month average			116 pigs	(16.2)	(136)	
	ROYS 264S			ROYS 184U	13.8	148	105
	ROYS 40P	-1.0	-0.2	" 209U	15.0	130	127
	"	"	"	" 210U	14.2	128	140
	ROYS 94T			" 217U	11.8	126	174
	"			" 218U	13.2	125	158
	"			" 226U	12.7	136	141
	"			" 227U	12.9	134	142
	"			" 228U	13.1	129	151
	"			" 230U	13.5	134	135
Dieterman, B. Spruce Grove 963-3663	12 month average			(Not Available)			
	JBFA 2S (1)	-0.3	-10.9	ATJA 12U	15.5	152	

BREEDER TELEPHONE	SIRE IDENTIFICATION	SIRE E.B.V.		PIG IDENTIFICATION	BACKFAT (MM) TO 90 KG	AGE DAYS TO 90 KG	INDEX
		FAT (MM)	AGE (DAYS)				
akeland College	12 month average			81 pigs	(14.3)	(173)	
ermilion 53-8597	DASA 871S	-0.3	-19.6	ATAT 014U	14.7	170	99
	"	"	"	" 015U	14.8	189	74
	JBFA 2S (1)	-0.3	-10.9	" 032U	13.2	174	110
	"	"	"	" 033U	16.4	185	62
	"	"	"	" 037U	15.2	170	94
	"	"	"	" 056U	15.9	163	94
	"	"	"	" 057U	14.2	170	104
	"	"	"	" 065U	17.2	172	69
	"	"	"	" 066U	14.0	170	106
	"	"	"	" 069U	14.8	164	105
	DASA 871S	-0.3	-19.6	" 100U	13.2	153	137
	ROYS 101S	-0.9	+4.8	" 129U	14.8	148	124
	"	"	"	" 090U	12.0	176	122
	DASA 871S	-0.3	-19.6	" 126U	11.1	172	136
atejka, T. ylvan Lake 87-2656	12 month average			28 pigs	(14.8)	(160)	
	ASDZ 24S			TONY 585U	16.1	162	81
	"			" 611U	15.6	149	108
ilne, B. onoka 83-6695	12 month average			(Not Available)			
	JBFA 2S (1)	-0.3	-10.9	MILN 219U	12.2	145	
	AOUD 1764S (1)			" 227U	13.8	162	
	"			" 232U	13.5	156	
	"			" 233U	12.4	156	
	JBFA 2S (1)	-0.3	-10.9	" 236U	13.2	149	
	"	"	"	" 237U	14.1	148	
	"	"	"	" 238U	13.5	154	
	DLDA 557S (1)			" 245U	12.1	143	
	AOUD 1481S (1)			" 290U	12.4	146	
	"			" 291U	13.8	148	
	"			" 292U	15.8	146	
	JBFA 2S (1)	-0.3	-10.9	" 301U	13.2	128	
	"	"	"	" 321U	12.9	126	
uefeld Farms Ltd. cme 46-3969	12 month average			(Not Available)			
	DASA 871S	-0.3	-19.6	NEUF 2U	13.3	158	
	"	"	"	" 3U	13.1	162	
eiter Farms ron Springs 38-4472	12 month average			(Not Available)			
	TONY 1061S			RITR 421U	12.7	175	





BREEDER TELEPHONE	SIRE IDENTIFICATION	SIRE E.B.V.		PIG IDENTIFICATION	BACKFAT (MM) TO 90 KG	AGE DAYS TO 90 KG	INDEX
		FAT (MM)	AGE (DAYS)				
<u>HAMPSHIRE</u>							
Loomsbury Farms	12 month average			24 pigs	(14.2)	(158)	
Loomsbury 74-3307	ARWX 1335S			WM 405U	11.5	202	97
	"			" 508U	12.5	196	89
	"			" 709U	15.4	195	50
	ARWX 244T			" 906U	11.2	187	115
	"			" 1605U	15.4	160	82
	"			" 1606U	15.6	157	82
Brownlee, J. Fairy Hill 68-2313	12 month average			47 pigs	(12.0)	(177)	
	JKAA 811R	+1.1	+0.4	AHKP 10U	12.1	205	58
	"	"	"	" 90U	13.8	182	69
	"	"	"	" 91U	9.9	163	147
	"	"	"	" 92U	12.7	164	109
	"	"	"	" 103U	12.4	165	110
	"	"	"	" 112U	15.8	165	64
	"	"	"	" 132U	12.7	175	92
	"	"	"	" 133U	12.5	163	111
	AJCM 1242R			" 140U	13.5	166	94
	"			" 145U	14.3	157	97
	JKAA 811R	+1.1	+0.4	" 150U	12.4	162	114
	"	"	"	" 152U	11.7	154	136
Five Lakes Farms Layrorthorpe 86-4373	12 month average			73 pigs	(13.5)	(163)	
	AJCM 1003S			JKAA 3601U	11.2	177	110
	"			" 3602U	12.5	166	109
	"			" 3603U	10.6	171	128
	JKAA 351T			NP 4002U	11.4	153	145
	"			" 4003U	12.2	146	145
	"			" 4004U	10.0	154	163
	"			" 4006U	12.9	165	105
	AJCM 1003S			YAP 4502U	11.6	156	137
	"			" 4503U	11.8	166	119
	"			" 4504U	12.2	160	123
	"			" 4505U	12.8	160	114
Rice, R. Ardrossan 998-2794	12 month average			(Not Available)			
	AHPZ 20S			AHPZ 66U	14.1	165	
	"			" 93U	13.5	153	
	"			" 95U	14.8	161	
	"			" 97U	17.4	162	

BREEDER & TELEPHONE	SIRE IDENTIFICATION	SIRE E.B.V.		PIG IDENTIFICATION	BACKFAT (MM) TO 90 KG	AGE DAYS TO 90 KG	INDEX
		FAT (MM)	AGE (DAYS)				
<u>DUROC</u>							
Maschmeyer, G. Bruderheim 998-2845	12 month average			20 pigs	(14.3)	(152)	
	HILL 67S			HILL 59U	15.6	167	60
	"			" 055U	15.0	167	66
Neufeld Farms Ltd. Acme 546-3969	12 month average			40 pigs	(14.2)	(157)	
	DLDA 181R (1)	0.0	-3.4	NEUF 81U	14.5	174	60
	"	"	"	" 82U	13.5	180	63
	"	"	"	" 83U	14.3	182	45
	"	"	"	" 84U	13.4	179	68
	NEUF 82T			" 92U	14.1	166	84
	"			" 93U	13.5	165	95
	"			" 94U	14.7	176	52
Rice, R. Ardrossan 998-2794	12 month average			20 pigs	(13.1)	(174)	
	AHPZ 53S	-1.3	-3.8	AHPZ 98U	14.2	155	112
	"	"	"	" 104U	13.3	153	124
	"	"	"	" 105U	15.0	156	103
<u>CROSSBRED</u>							
Braat, J. Coaldale 327-9757	12 month average			56 pigs	(13.2)	(143)	
	ARBF 64T			274U	15.5	149	71
	"			275U	14.5	149	79
	"			276U	15.9	148	70
Groot, C1 Neerlandia 674-4077	12 month average			76 pigs	(15.0)	(167)	
	61			4192U	12.6	199	73
	ANZI 1913S (1)			4305U	16.4	177	65
	927			4313U	14.0	164	118
	61			4324U	11.6	170	135
	ARVY 557S (1)	-0.2	-1.7	4332U	13.4	163	125
	1762			4360U	12.8	165	129
	"			4361U	14.2	165	112
	"			4365U	15.9	172	80
	BUFA 484S (1)			4370U	12.6	168	127
	"			4372U	16.5	168	80
	"			4375U	14.8	168	101
	DLDA 181R (1)	-0.0	-3.4	4381U	13.5	159	131

BREEDER & TELEPHONE	SIRE IDENTIFICATION	SIRE E.B.V.		PIG IDENTIFICATION	BACKFAT (MM) TO 90 KG	AGE DAYS TO 90 KG	INDEX
		FAT (MM)	AGE (DAYS)				
Groot, C. (continued)	DLDA 181R (1)	0.0	-3.4	4382U	13.8	159	127
	"	"	"	4384U	11.3	159	159
	"	"	"	4385U	13.6	161	126
	1762			4395U	15.5	155	113
	3202			4408U	14.8	171	94
	61			4420U	14.7	152	128
Maschmeyer, G. Bruderheim 998-2845	12 month average			(Not Available)			
	HILL 15T			8GM 15U	13.1	140	
	"			" 16U	14.1	140	
	"			" 17U	14.8	142	
	"			" 017U	12.3	147	
Morinville Colony Morinville 939-2118	12 month average			(Not Available)			
	MATT			352U	12.3	180	
	MARK			357U	12.0	186	
	AREE 140R			367U	14.6	173	
	"			369U	14.1	163	
	AREE 432S			408U	15.5	158	
Neufeld Farms Ltd. Acme 546-3969	12 month average			76 pigs	(13.8)	(150)	
	332			23U	16.0	176	30
	"			24U	16.4	175	29
	"			25U	17.8	172	19
	"			28U	15.0	173	47
	AMBW 514S (1)			1231U	13.0	146	114
	"			1232U	14.4	155	84
Ranchview Test Barn Bentley 748-3802	12 month average			1474 pigs	(14.0)	(149)	
	RFAA 3901S			RFAA 1040U	13.2	166	76
	RFAA 147S			" 1052U	14.9	150	88
	"			" 1054U	13.9	155	90
	"			" 1073U	13.0	160	91
	RFAA 1278N			" 1081U	12.6	166	83
	RFAA 147S			" 1091U	13.0	158	95
	RFAA 2219S			" 1111U	13.2	152	104
	"			" 1113U	13.6	158	88
	"			" 1114U	13.0	161	89
	RFAA 671P			" 1121U	11.7	150	126
	RFAA 671P			" 1122U	13.5	149	106
	RFAA 1278N			" 1131U	10.5	156	130

BREEDER & TELEPHONE	SIRE IDENTIFICATION	SIRE E.B.V.		PIG IDENTIFICATION	BACKFAT (MM) TO 90 KG	AGE DAYS TO 90 KG	INDE
		FAT (MM)	AGE (DAYS)				
Ranchview Test Barn (continued)	RFAA 1278N			RFAA 1132U	11.0	153	137
	"			" 1133U	13.9	149	103
	"			" 1135U	13.9	149	103
	"			" 1136U	13.4	143	120
	"			" 1137U	11.4	155	127
	RFAA 3972S			" 1142U	13.2	150	89
	"			" 1145U	10.5	156	130
	RFAA 110S			" 1153U	14.8	150	88
	"			" 1154U	13.1	152	109
	"			" 1161U	13.9	145	110
	RFAA 3901S			" 1173U	14.6	158	79
	RFAA 68S			" 1203U	12.9	164	89
	"			" 1205U	14.4	159	79
	RFAA 671P			" 1221U	16.0	148	79
	"			" 1222U	15.6	161	58
	"			" 1224U	13.4	142	123
	"			" 1228U	14.7	146	99
	RFAA 110S			" 1234U	14.1	152	94
	RFAA 68S			" 1202U	10.7	163	112
	"			" 1203U	14.2	150	96
	"			" 1206U	12.6	161	94
	RFAA 972T			" 1211U	14.2	169	59
	RFAA 671P			" 1221U	14.3	157	82
	"			" 1223U	14.3	157	82
	"			" 1224U	13.4	149	109
	"			" 12210U	13.4	143	120
	RFAA 110S			" 1232U	13.1	147	116
	"			" 1234U	18.4	159	27
	"			" 1235U	14.4	161	71
	"			" 1236U	12.5	152	113
	"			" 1237U	13.5	152	101
	"			" 1238U	13.0	159	93
	RFAA 3901S			" 1241U	15.8	151	75
	"			" 1242U	15.0	152	81
	"			" 1243U	12.9	149	115
	"			" 1244U	13.4	143	120
	RFAA 110S			" 1251U	13.7	152	99
	"			" 1252U	13.7	152	99
	"			" 1253U	14.5	146	101
	"			" 1263U	13.0	164	81
	"			" 1265U	13.5	159	87
	"			" 1274U	14.3	150	99
	"			" 1281U	14.0	137	125
	"			" 1282U	16.0	147	81
	"			" 1283U	13.0	162	87
	"			" 1284U	13.8	141	121

BREEDER TELEPHONE	SIRE IDENTIFICATION	SIRE E.B.V.		PIG IDENTIFICATION	BACKFAT (MM) TO 90 KG	AGE DAYS TO 90 KG	INDEX
		FAT (MM)	AGE (DAYS)				
Price, R. rdrossan 98-2794	12 month average			(Not Available)			
	AHPZ 20S			8AM 58U	16.1	180	
	"			" 60U	15.2	171	
	"			" 91U	15.2	147	

BR  
6

Ag  
08  
92

Be  
Pa  
74

B  
B  
6

B  
C  
3

B  
H  
7

E  
C  
2

F  
N  
1

G  
O  
4

H  
P  
5

I  
Q  
6

J  
R  
7

K  
S  
8

## GILTS

BREEDER ADDRESS & TELEPHONE NUMBER	12 MONTH AVERAGE			PROBE PERIOD			
	# PROBED	BACKFAT (mm)	AGE (days)	DATE	# PROBED	AVG. B.F.	AVG. AGE
<u>YORKSHIRE</u>							
Agra Farms Ltd. Okotoks 938-7741	185	15.4	164	Sept 1 - 15	7	14.1	174
Barrett, R. & A. Ponoka 783-5192	(Not Available)			"	2	15.2	147
Bloomsbury Farms Bloomsbury 674-3307	21	17.5	154	"	3	17.6	179
Braat, J. Coaldale 327-9757	332	12.7	154	"	10	13.3	160
Brownlee, J. Hairy Hill 768-2313	86	14.9	165	"	9	14.1	169
Eringfeld, B. Coaldale 345-3420	71	15.9	171	"	6	16.5	171
Five Lakes Farms Mayerthorpe 786-4373	227	14.8	171	"	10	14.4	161
Kaveander Farms Ltd. Edmonton 973-5287	149	17.1	181	"	5	17.1	148
Knobben, G. Jarvie 954-2125	39	14.0	162	"	5	15.0	175
Knobben, J. Jarvie 954-2647	78	13.6	157	"	5	13.8	160
Maschmeyer, D. Bruderheim 998-2845	70	15.0	148	"	2	13.4	151

BREEDER ADDRESS & TELEPHONE NUMBER	12 MONTH AVERAGE			PROBE PERIOD			
	# PROBED	BACKFAT (mm)	AGE (days)	DATE	# PROBED	AVG. B.F.	AVG. AGE
Matejka, G. Sylvan Lake 887-2656	328	15.5	171	Sept 1 - 15	13	16.2	163
Milne, B. Ponoka 783-6695	123	16.0	160	"	1	12.7	164
Reiter Farms Iron Springs 738-4472	152	15.9	167	"	20	14.4	162
Rice, R. Ardrossan 998-2794	57	14.7	167	"	1	16.6	158
Roeske, M. Alcomdale 939-4938	180	17.9	168	"	14	16.4	145
Wakeena Farm Bentley 748-4252	51	15.8	156	"	3	13.5	168
<u>LANDRACE</u>							
Agra Farms Ltd. Okotoks 938-7741	246	14.3	160	"	7	13.4	160
Barrett, R. & A. Ponoka 783-5192	171	17.2	144	"	13	16.3	141
Dieterman, B. Spruce Grove 963-3663	(Not Available)			"	1	13.8	157
Knobben, G. Jarvie 954-2125	25	13.0	157	"	3	13.3	143
Lakeland College Vermilion 853-8597	117	15.3	172	"	19	16.2	172



BREEDER ADDRESS & TELEPHONE NUMBER	12 MONTH AVERAGE			PROBE PERIOD			
	# PROBED	BACKFAT (mm)	AGE (days)	DATE	# PROBED	AVG. B.F.	AVG. AGE
Matejka, T. Sylvan Lake 887-2656	59	16.0	177	Sept 1 - 15	6	16.8	161
Milne, B. Ponoka 783-6695	22	14.9	155	"	16	14.6	145
Neufeld Farms Ltd. Acme 546-3969	(Not Available)			"	2	14.4	165
Reiter Farms Iron Springs 738-4472	(Not Available)			"	1	12.2	183
Wakeena Farm Bentley 748-4252	79	16.6	160	"	13	15.2	171
<u>LACOMBE</u>							
Bloomsbury Farms Bloomsbury 674-3307	27	18.4	140	"	11	14.9	165
Five Lakes Farms Mayerthorpe 786-4373	123	15.8	169	"	12	15.1	164
<u>HAMPSHIRE</u>							
Bloomsbury Farms Bloomsbury 674-3307	31	14.1	174	"	10	13.8	199
Brownlee, J. Hairy Hill 768-2313	40	13.3	168	"	13	11.9	175
Five Lakes Farms Mayerthorpe 786-4373	72	14.6	173	"	6	13.1	169

BREEDER ADDRESS & TELEPHONE NUMBER	12 MONTH AVERAGE			PROBE PERIOD			
	# PROBED	BACKFAT (mm)	AGE (days)	DATE	# PROBED	AVG. B.F.	AVG. AGE
Morinville Colony Morinville 939-2118	(Not Available)			Sept 1 - 15	3	14.6	162
Rice, R. Ardrossan 998-2794	(Not Available)			"	3	15.6	166
<u>DUROC</u>							
Braat, J. Coaldale 327-9757	30	14.7	149	"	1	12.3	157
Maschmeyer, G. Bruderheim 998-2845	35	15.3	152	"	2	13.1	150
Neufeld Farms Ltd. Acme 546-3969	20	15.9	163	"	4	15.2	183
Ranchview Test Barn Bentley 748-3802	(Not Available)			"	4	14.4	173
Reiter Farms Iron Springs 738-4472	(Not Available)			"	2	14.1	154
<u>CROSSBRED</u>							
Baert, M. Barrhead 674-3953	179	17.4	149	"	9	15.3	146
Braat, J. Coaldale 327-9757	44	13.9	149	"	7	16.5	152
Groot, C. Neerlandia 674-4077	101	15.8	168	"	10	15.2	159
Lepp, S. Wembley 766-2583	278	13.9	172	"	21	17.8	176

BREEDER ADDRESS & TELEPHONE NUMBER	12 MONTH AVERAGE			PROBE PERIOD			
	# PROBED	BACKFAT (mm)	AGE (days)	DATE	# PROBED	AVG. B.F.	AVG. AGE
Maschmeyer, G. Bruderheim 998-2845	(Not Available)			Sept 1 - 15	4	14.9	147
Milne, B. Ponoka 783-6695	207	16.0	161	"	12	15.0	155
Morinville Colony Morinville 939-2118	109	15.1	185	"	19	15.5	173
Olds College Olds 556-8393	269	16.0	163	"	22	15.4	158
Ranchview Test Barn Bentley 748-3802	(Not Available)			"	11	15.3	166
Ranchview Farms "B" Bentley 748-3802	655	16.4	168	"	122	15.6	167
Rice, R. Ardrossan 998-2794	(Not Available)			"	2	16.4	147
Woelk Farms, Unit #1 Millet 387-4801	88	17.2	175	"	8	18.9	181
Woelk Farms, Unit #2 Millet 387-4801	88	16.7	173	"	9	16.7	180



# Alberta Swine Improvement Program

CANADIANA  
C2  
OCT 14 1986

HOME TEST REPORT  
September 16 - 30, 1986

This report contains a list of boars and gilts which completed the ultrasonic home test during the past two weeks. It is available to pig producers as an aid in selecting quality breeding stock. Information in the report is intended to reflect the relative potential breeding worth of animals listed in terms of economic traits measured. These traits are carcass quality in terms of backfat and growth rate from birth to 90 kg.

## Information Reported

1. Information listed for each tested pig consists of: (a) breeder; (b) sire identification and EBV; (c) pig identification; (d) age (days) adjusted to 90 kg liveweight; (e) average backfat (mm) adjusted to 90 kg and (f) index of the pig compared to its contemporaries.
2. Home test herd averages are shown where 20 or more pigs by sex and breed were tested from the herd during the previous twelve month period. This average is the one against which all pigs in the current report are indexed. Animals of average economic merit will index 100. Boars or gilts with superior performance will be reflected by an index over 100.
3. It is important to remember that between-herd comparisons should not be made on the basis of home test data. Differences in environment, nutrition and management between farms will render such comparisons invalid.
4. Between herd comparisons should be made on the basis of the sires Estimated Breeding Values (EBV). EBV's are an estimate of the genetic value of the sire for backfat (mm at 90 kg) and growth rate (days to 90 kg). They are obtained by comparing the performance of each sire and of their relatives compared to all other sires and dams in Western Canada using a computer statistical model called the best linear unbiased prediction (BLUP) method. Across herd comparisons of sire EBV's are valid because the management of the herd in which each record was obtained has been corrected for. EBV's are based on 0, which is the average for Western Canada, the greater the negative number the more likely the sire's progeny will genetically reduce backfat and/or age. The greater the positive EBV's the greater the likelihood the sire's progeny will show genetic increase in backfat and/or growth rate. Where no EBV's are shown, sires are too new to have been evaluated.
5. EBV's are available for dams from the breeders on the program. The Pork Industry Branch also has EBV's from other regions in Canada.

## How To Use This Report

(See Reverse)

/2 . . .

How To Use This Report

BOARS

1. Find a sire which exhibits those performance EBV's that you consider most important in the breed that fits into your intended breeding program.
2. Narrow your field of farms due to distance, health considerations, etc.
3. Find the highest indexing boar(s) from the sire you have chosen and phone the breeder to ascertain if they are available and physically sound, cost, etc.
4. Go examine the boar(s) yourself if you wish to make a final judgement to close the sale.

GILTS

1. Determine what breeds or crossbreeds will fit in best to your intended breeding program.
2. Limit your choices of farms due to distance, health status, etc.
3. Find the farm(s) with the best overall performance in the breed(s) you have identified and phone them as to availability, price, etc.
4. Visit the farm yourself to make final determination regarding soundness and suitability, etc.

The animals reported have not been evaluated for physical or breeding soundness and health status. These assessments must be made by the selector.

Prepared by: Lajos Hajdu  
Senior Swine Technician  
Alberta Agriculture, Pork Industry Branch  
#204, 7000 - 113 Street  
EDMONTON, Alberta  
T6H 5T6  
Phone: 427 - 5319

## BOARS

BREEDER TELEPHONE	SIRE IDENTIFICATION	SIRE E.B.V.		PIG IDENTIFICATION	BACKFAT (MM) TO 90 KG	AGE DAYS TO 90 KG	INDEX
		FAT (MM)	AGE (DAYS)				
<u>YORKSHIRE</u>							
Woomsbury Farms	12 month average			20 pigs	(15.8)	(152)	
Woomsbury 74-3307	ASYP 726S			WM 1807U	16.0	153	97
Five Lakes Farms	12 month average			212 pigs	(13.4)	(164)	
Wayerthorpe 86-4373	AMBW 514S (1)			JKAA 4303U	12.3	175	99
	JKAA 982S			" 5104U	13.5	164	99
	AOET 1395S			" 6101U	12.7	144	132
	"			" 6103U	10.8	162	132
	"			" 6104U	9.6	143	168
	JKAA 0792P	-0.5	-0.8	" 6401U	10.9	145	151
	"	"	"	" 6402U	11.5	139	152
	"	"	"	" 6403U	12.2	134	150
	"	"	"	" 6901U	15.9	147	93
	"	"	"	" 6903U	13.9	142	121
	"	"	"	" 6904U	14.2	147	112
	"	"	"	" 6905U	13.3	145	125
	JKAA 982S			" 7101U	14.9	141	112
	"			" 7102U	12.0	146	138
	"			" 7104U	13.3	128	145
	"			" 7106U	11.4	146	144
	JKAA 0792P	-0.5	-0.8	" 7201U	12.1	137	148
	"	"	"	" 7204U	14.0	139	124
	"	"	"	" 7205U	11.4	138	154
	"	"	"	" 7206U	15.2	141	108
	"	"	"	" 7207U	13.7	137	130
	"	"	"	" 7208U	12.8	134	143
	"	"	"	" 7210U	12.9	144	130
	ANZI 1722S			" 7301U	12.6	138	141
	"			" 7302U	12.6	138	141
	"			" 7303U	12.9	133	143
	"			" 7304U	12.2	137	146
	"			" 7305U	12.6	136	143
Gwynne Vista Farms	12 month average			83 pigs	(14.1)	(167)	
Gwynne 352-2998	AMBW 514S (1)			GWYN 5302U	14.4	168	97
	"			" 5303U	15.5	157	105
	"			" 5305U	14.4	164	103
	"			" 5307U	13.4	157	121

BREEDER & TELEPHONE	SIRE IDENTIFICATION	SIRE E.B.V.		PIG IDENTIFICATION	BACKFAT (MM) TO 90 KG	AGE DAYS TO 90 KG	INDEX
		FAT (MM)	AGE (DAYS)				
Maschmeyer, D. Bruderheim 998-2845	12 month average			62 pigs	(14.2)	(143)	
	HILL 54T			DOUG 125U	10.8	154	113
	"			" 126U	15.6	147	80
Matejka, G. Sylvan Lake 887-2656	12 month average			129 pigs	(14.4)	(155)	
	ACUT 124T			KKEF 711U	14.7	158	90
	"			" 714U	13.2	161	100
	"			" 715U	14.1	171	70
	KKEF 3415S			" 760U	13.1	157	111
	ACUT 124T			" 770U	13.9	153	110
	"			" 793U	12.4	165	100
	KKEF 384S			" 810U	13.1	158	108
	KKEF 2193S	-1.4	-4.2	" 832U	12.6	160	109
	ACUT 384S			" 861U	11.5	161	118
	KKEF 3160R			" 900U	12.0	151	134
	ACUT 384S			" 915U	13.3	169	82
	KKEF 2186S	-1.4	-4.2	" 922U	12.7	147	136
	KKEF 562S	-0.1	-3.3	" 935U	13.4	152	117
	KKEF 3415S			" 950U	13.4	150	122
	"			" 0951U	12.9	150	127
	"			" 956U	13.1	151	123
	KKEF 3160R	-3.2	+0.8	" 984U	11.5	164	112
	ACUT 124T			" 1000U	14.2	142	131
	KKEF 3415S			" 1021U	17.3	158	62
"			" 1023U	15.2	144	115	
"			" 1030U	10.7	156	137	
"			" 1031U	12.6	146	140	
"			" 1032U	14.1	152	111	
"			" 1033U	13.0	156	112	
KKEF 1494T			" 1043U	15.2	141	121	
Milne, B. Ponoka 783-6695	12 month average			98 pigs	(14.6)	(156)	
	BUFA 484S (1)			MILN 280U	13.7	166	95
	MILN 200T			" 332U	15.0	132	133
	"			" 333U	15.2	135	126
	BUFA 484S (1)			" 351U	12.7	148	134
	"			" 352U	13.9	142	130
	"			" 353U	13.9	142	130
	ANZI 1913S (1)			" 366U	14.2	140	130
Papenhuyzen, C. Stony Plain 963-4358	12 month average			(Not Available)			
	ASUS 50S			ASUS 71U	17.7	161	
	"			" 74U	14.7	161	



BREEDER TELEPHONE	SIRE IDENTIFICATION	SIRE E.B.V.		PIG IDENTIFICATION	BACKFAT (MM) TO 90 KG	AGE DAYS TO 90 KG	INDEX
		FAT (MM)	AGE (DAYS)				
Price, R. Edrossan 98-2794	12 month average AMBW 514S (1)			32 pigs AHPZ 80U	(14.0) 13.0	163 169	102
West, N. & T.J. Madway 36-3790	12 month average JKAA 421T " "			22 pigs ATED 118U " 135U " 149U	(14.6) 12.9 15.6 14.4	(161) 163 150 147	118 102 118
<u>LANDRACE</u>							
Marrett, R. & A. Ponoka 83-5192	12 month average JBFA 2S (1) " " " " " " " " "	-0.3 " " " " " " " " "	-10.9 " " " " " " " " "	116 pigs ROYS 234U " 236U " 238U " 247U " 257U " 258U " 259U " 260U " 261U " 262U	(16.2) 13.7 11.7 13.5 13.5 14.3 11.6 14.1 13.5 14.0 15.4	(136) 144 135 137 128 140 137 129 131 131 146	113 154 130 148 115 152 141 143 137 89
Duff, D. Fort Saskatchewan 998-3101	12 month average MCMC 8T " " " " "			51 pigs DUFF 180U " 181U " 190U " 200U " 201U " 202U	(15.3) 12.3 15.9 15.3 15.2 14.6 15.9	(153) 159 165 143 149 149 151	112 78 115 105 109 99
Matejka, T. Sylvan Lake 887-2656	12 month average DASA 1T "			28 pigs TONY 1050U " 1051U	(14.8) 16.5 13.7	(160) 142 156	109 120
Milne, B. Ponoka 783-6695	12 month average DLDA 557S (1) " Aoud 1764S (1) JBFA 2S (1) " "	-0.3 " " " " "	-10.9 " " " " "	(Not Available) MILN 261U " 262U " 292U " 300U " 302U " 303U	13.4 14.2 15.5 13.4 14.0 13.7	160 158 155 142 142 146	

BREEDER & TELEPHONE	SIRE IDENTIFICATION	SIRE E.B.V.		PIG IDENTIFICATION	BACKFAT (MM) TO 90 KG	AGE DAYS TO 90 KG	INDEX
		FAT (MM)	AGE (DAYS)				
Milne, B. (continued)	JBFA 2S (1)	-0.3	-10.9	MILN 312U	10.9	141	
	"	"	"	" 313U	13.7	140	
	"	"	"	" 322U	12.2	140	
	"	"	"	" 324U	13.1	137	
<u>LACOMBE</u>							
Five Lakes Farms Mayerthorpe 786-4373	12 month average			126 pigs	(14.3)	(158)	
	JA 110T			JA 3804U	14.0	177	79
	"			" 4902U	12.8	161	117
	"			" 4905U	12.0	166	121
	"			" 5303U	12.8	160	118
	KR 1303S	-1.8	+1.7	" 5804U	12.0	152	140
	"	"	"	" 5808U	11.9	151	143
	"	"	"	" 6502U	13.2	147	131
	"	"	"	" 6503U	13.5	152	120
	"	"	"	" 6504U	11.4	145	158
	"	"	"	" 6505U	13.2	147	131
	"	"	"	" 6507U	11.9	148	147
	JA 110T			" 6601U	14.8	153	101
	"			" 6603U	15.6	154	88
	"			" 6604U	14.6	145	114
	"			" 6605U	15.4	146	102
Gwynne Vista Farms Gwynne 352-2998	12 month average			95 pigs	(14.0)	(162)	
	KR 8904S			KR 4601U	13.7	174	81
	JA 522S			" 4701U	15.5	161	86
	"			" 4703U	14.6	172	76
	"			" 4903U	13.0	160	114
	"			" 5001U	14.6	174	72
	"			" 5002U	15.3	161	88
	"			" 5003U	13.3	158	114
	"			" 5004U	16.3	166	69
	"			" 5201U	14.8	152	109
	"			" 5202U	13.5	160	108
	"			" 5404U	13.0	165	104
	KR 8904S			" 5501U	14.4	162	96
	"			" 5503U	16.1	152	98
	"			" 5506U	13.8	162	102
	KR 14501R	+0.2	-0.1	" 5806U	17.4	141	103

BREEDER & TELEPHONE	SIRE IDENTIFICATION	SIRE E.B.V.		PIG IDENTIFICATION	BACKFAT (MM) TO 90 KG	AGE DAYS TO 90 KG	INDEX
		FAT (MM)	AGE (DAYS)				

HAMPSHIRE

Bloomsbury Farms Bloomsbury 674-3307	12 month average			24 pigs	(14.2)	(158)	
	ARWY 1335S			WM 1508U	10.3	168	144
	"			" 1509U	12.8	175	104
	"			" 1510U	14.1	173	88
	"			" 1511U	12.6	169	112
	WM 244T			" 1607U	12.9	171	106
	"			" 1608U	15.8	180	58
	"			" 1609U	12.3	174	112
Five Lakes Farms Mayerthorpe 786-4373	12 month average			73 pigs	(13.5)	(163)	
	JKAA 351T			YAP 5402U	11.0	158	143
	"			" 5403U	10.2	155	159
	"			" 5404U	12.1	166	114
	"			" 5406U	14.8	166	76
	"			" 5408U	11.2	164	130
	"			JKAA 5601U	13.9	163	93
	"			" 5602U	14.0	162	94
	"			" 5604U	13.9	162	87
	"			YAP 5902U	10.8	159	144
	"			" 5903U	11.1	161	137
	"			" 5904U	12.4	162	116
	"			" 5905U	11.4	157	139
	AJCM 1003S	+0.2	+2.1	" 6001U	11.8	152	141
	"	"	"	" 6002U	11.0	154	149
	"			" 6005U	12.9	156	119
	AJCM 1481S			NP 6201U	13.1	156	116
	"			" 6202U	11.5	157	137
	"			" 6203U	12.6	161	115
	"			" 6204U	12.8	156	120
	"			" 6205U	9.8	143	184
	"			" 6206U	12.9	153	124
Papenhuyzen, C. Stony Plain 963-4358	12 month average			(Not Available)			
	ASUS 49S			ASUS 90U	13.7	167	
	"			" 91U	14.8	171	
	AHHB 104R			" 117U	15.8	164	
	ASUS 49S			" 120U	14.2	154	
West, N. & T.J. Radway 736-3790	12 month average			(Not Available)			
	ARIH 32R	-0.1	-9.4	JASC 2U	14.0	173	
	"	"	"	" 3U	13.7	165	
	"	"	"	" 9U	15.9	163	

BREEDER & TELEPHONE	SIRE IDENTIFICATION	SIRE E.B.V.		PIG IDENTIFICATION	BACKFAT (MM) TO 90 KG	AGE DAYS TO 90 KG	INDEX
		FAT (MM)	AGE (DAYS)				

DUROC

Rice, R. Ardrossan 998-2794	12 month average			20 pigs	(13.1)	(174)	
	ARVY 551S			AHPZ 47U	14.2	192	67
	"			" 71U	13.5	183	84
	AHPZ 53S	-1.3	-3.8	" 72U	13.9	188	76
	"	"	"	" 75U	14.6	189	67
	"	"	"	" 76U	16.1	188	54

CROSSBRED

Barrett, R. & A. Ponoka 783-5192	12 month average			(Not Available)			
	AJCM 1481S (1)			246U	10.5	139	
	"			247U	12.9	133	
	"			248U	11.4	132	
	"			250U	12.2	131	
Gwynne Vista Farms Gwynne 352-2998	12 month average			(Not Available)			
	KR 8904S			8 BT 6402U	15.8	147	
Ranchview Test Barn Bentley 748-3802	12 month average			1474 pigs	(14.0)	(149)	
	RFAA 68S			RFAA 1204U	13.9	158	85
	RFAA 3901S			" 1291U	13.9	150	99
	"			" 1292U	14.1	142	113
	"			" 1294U	13.7	155	93
	"			" 1296U	14.5	160	73
	"			" 1298U	13.1	146	119
	RFAA 103S			" 1302U	13.2	169	71
	"			" 1303U	15.3	154	75
	"			" 1304U	14.7	148	95
	"			" 1306U	12.9	166	81
	RFAA 1278N			" 1321U	13.3	154	100
	"			" 1323U	15.5	155	71
	"			" 1324U	14.4	169	57
	RFAA 11S			" 1331U	14.1	144	110
	"			" 1332U	15.5	148	84
	RFAA 110S			" 1344U	14.8	156	77
	"			" 13411U	14.5	154	85
	"			" 1351U	12.3	147	126
	"			" 1353U	14.1	144	110
	"			" 1354U	13.6	146	112

BREEDER & TELEPHONE	SIRE IDENTIFICATION	SIRE E.B.V.		PIG IDENTIFICATION	BACKFAT (MM) TO 90 KG	AGE DAYS		INDEX
		FAT (MM)	AGE (DAYS)			TO 90 KG	TO 90 KG	
Ranchview Test Barn (continued)	RFAA 110S			RFAA 1355U	14.3	150	94	
	RFAA 147S			" 1373U	14.1	158	82	
	RFAA 1791T			" 1391U	12.0	147	129	

67  
84  
76  
7  
4

BR  
&

B  
B  
6

B  
B  
6

F  
M  
7

## GILTS

BREEDER ADDRESS & TELEPHONE NUMBER	12 MONTH AVERAGE			PROBE PERIOD			
	# PROBED	BACKFAT (mm)	AGE (days)	DATE	# PROBED	AVG. B.F.	AVG. AGE
<u>YORKSHIRE</u>							
Baert, M. Barrhead 674-3953	37	15.3	155	Sept 16 - 30	2	15.9	150
Bloomsbury Farms Bloomsbury 674-3307	21	17.5	154	"	5	14.6	183
Five Lakes Farms Mayerthorpe 786-4373	227	14.8	171	"	20	14.6	163
Gwynne Vista Farms Gwynne 352-2998	131	15.1	173	"	6	15.0	168
Maschmeyer, D. Bruderheim 998-2845	70	15.0	148	"	4	14.8	156
Maschmeyer, G. Bruderheim 998-2845	39	15.1	148	"	2	16.3	171
Matejka, G. Sylvan Lake 887-2656	328	15.5	171	"	1	9.3	179
Milne, B. Ponoka 783-6695	123	16.0	160	"	16	14.8	168
Papenhuyzen, C. Stony Plain 963-4358	(Not Available)			"	1	20.3	171
Rice, R. Ardrossan 998-2794	37	14.7	167	"	1	11.1	170
West, N. & T.J. Radway 736-3790	47	16.0	170	"	2	15.9	160

BREEDER ADDRESS & TELEPHONE NUMBER	12 MONTH AVERAGE			PROBE PERIOD			
	# PROBED	BACKFAT (mm)	AGE (days)	DATE	# PROBED	AVG. B.F.	AVG. AGE
<u>LANDRACE</u>							
Barrett, R. & A. Ponoka 783-5192	171	17.2	144	Sept 16 - 30	9	13.8	142
Duff, D. Fort Saskatchewan 998-3101	158	15.3	158	"	2	15.5	149
Milne, B. Ponoka 783-6695	22	14.9	155	"	16	14.6	154
<u>LACOMBE</u>							
Five Lakes Farms Mayerthorpe 786-4373	123	15.8	169	"	9	14.2	158
Gwynne Vista Farms Gwynne 352-2998	161	15.0	169	"	18	15.0	162
<u>HAMPSHIRE</u>							
Bloomsbury Farms Bloomsbury 674-3307	31	14.1	174	"	6	13.8	183
Five Lakes Farms Mayerthorpe 786-4373	72	14.6	173	"	8	12.7	169
Papenhuyzen, C. Stony Plain 963-4358	35	14.2	173	"	3	14.1	173
West, N. & T.J. Radway 736-3790	(Not Available)			"	1	13.6	187



12 MONTH AVERAGE

PROBE PERIOD

OWNER ADDRESS TELEPHONE NUMBER	# PROBED	BACKFAT (mm)	AGE (days)	DATE	# PROBED	AVG. B.F.	AVG. AGE
-----------------------------------	-------------	-----------------	---------------	------	-------------	--------------	-------------

CROSSBRED

Wright, M. Wrighthead 3-3953	179	17.4	149	Sept 16 - 30	4	15.5	153
Wright, R. & A. Wrightoka 3-5192	(Not Available)			"	4	15.6	143
Wynne Vista Farms Wynne 2-2998	181	15.6	166	"	6	14.3	159
Wynne, B. Wynnoka 3-6695	207	16.0	161	"	22	13.9	158
Wynne House Farm Wynnerlandia 4-5453	175	14.2	173	"	25	13.3	185
Wynneview Farms "B" Wynntley 8-3802	655	16.4	168	"	26	14.9	169
Wynne, N. & T.J. Wynneway 36-3790	249	17.1	165	"	20	15.3	161



# Alberta Swine Improvement Program

NOV 20 1986

AL. 1.827

HOME TEST REPORT  
October 1 - 15, 1986

This report contains a list of boars and gilts which completed the ultrasonic home test during the past two weeks. It is available to pig producers as an aid in selecting quality breeding stock. Information in the report is intended to reflect the relative potential breeding worth of animals listed in terms of economic traits measured. These traits are carcass quality in terms of backfat and growth rate from birth to 90 kg.

## Information Reported

1. Information listed for each tested pig consists of: (a) breeder; (b) sire identification and EBV; (c) pig identification; (d) age (days) adjusted to 90 kg liveweight; (e) average backfat (mm) adjusted to 90 kg and (f) index of the pig compared to its contemporaries.
2. Home test herd averages are shown where 20 or more pigs by sex and breed were tested from the herd during the previous twelve month period. This average is the one against which all pigs in the current report are indexed. Animals of average economic merit will index 100. Boars or gilts with superior performance will be reflected by an index over 100.
3. It is important to remember that between-herd comparisons should not be made on the basis of home test data. Differences in environment, nutrition and management between farms will render such comparisons invalid.
4. Between herd comparisons should be made on the basis of the sires Estimated Breeding Values (EBV). EBV's are an estimate of the genetic value of the sire for backfat (mm at 90 kg) and growth rate (days to 90 kg). They are obtained by comparing the performance of each sire and of their relatives compared to all other sires and dams in Western Canada using a computer statistical model called the best linear unbiased prediction (BLUP) method. Across herd comparisons of sire EBV's are valid because the management of the herd in which each record was obtained has been corrected for. EBV's are based on 0, which is the average for Western Canada, the greater the negative number the more likely the sire's progeny will genetically reduce backfat and/or age. The greater the positive EBV's the greater the likelihood the sire's progeny will show genetic increase in backfat and/or growth rate. Where no EBV's are shown, sires are too new to have been evaluated.
5. EBV's are available for dams from the breeders on the program. The Pork Industry Branch also has EBV's from other regions in Canada.

## How To Use This Report

(See Reverse)

/2 . . .

## How To Use This Report

### BOARS

1. Find a sire which exhibits those performance EBV's that you consider most important in the breed that fits into your intended breeding program.
2. Narrow your field of farms due to distance, health considerations, etc.
3. Find the highest indexing boar(s) from the sire you have chosen and phone the breeder to ascertain if they are available and physically sound, cost, etc.
4. Go examine the boar(s) yourself if you wish to make a final judgement to close the sale.

### GILTS

1. Determine what breeds or crossbreeds will fit in best to your intended breeding program.
2. Limit your choices of farms due to distance, health status, etc.
3. Find the farm(s) with the best overall performance in the breed(s) you have identified and phone them as to availability, price, etc.
4. Visit the farm yourself to make final determination regarding soundness and suitability, etc.

The animals reported have not been evaluated for physical or breeding soundness and health status. These assessments must be made by the selector.

Prepared by: Lajos Hajdu  
Senior Swine Technician  
Alberta Agriculture, Pork Industry Branch  
#204, 7000 - 113 Street  
EDMONTON, Alberta  
T6H 5T6  
Phone: 427 - 5319

BREEDER TELEPHONE	SIRE IDENTIFICATION	SIRE E.B.V.		PIG IDENTIFICATION	BACKFAT (MM) TO 90 KG	AGE DAYS TO 90 KG	INDEX
		FAT (MM)	AGE (DAYS)				
Ringfield, B. Palldale 45-3420	12 month average			57 pigs	(14.3)	(165)	
	KKEF 3447S	-1.9	-2.5	AOGK 231U	14.2	170	96
	"	"	"	" 241U	13.7	167	104
	"	"	"	" 242U	15.0	176	81
	AOGK 371T			" 252U	12.1	165	122
	KKEF 1304S	-1.8	+0.7	" 261U	14.3	163	102
	"	"	"	" 0301U	13.4	145	133
	"	"	"	" 303U	14.3	164	101
	"	"	"	" 304U	14.5	156	109
	"	"	"	" 311U	17.1	160	78
	"	"	"	" 312U	14.4	146	123
	"	"	"	" 331U	18.6	146	80
	"	"	"	" 342U	16.8	158	84
	"	"	"	" 351U	15.5	147	110
	"	"	"	" 352U	16.9	154	87
Gwynne Vista Farms Gwynne 852-2998	12 month average			70 pigs	(14.3)	(169)	
	GWYN 3003T			GWYN 6001U	13.0	167	111
	"			" 6002U	14.0	160	117
	"			" 6004U	16.4	175	73
	"			" 6006U	11.9	163	127
	"			" 6007U	14.2	176	87
	"			" 6009U	13.9	166	107
	"			" 06011U	15.0	170	93
	JKAA 561S	-1.2	-11.4	" 6301U	13.3	155	131
	"	"	"	" 6302U	14.0	146	141
	"	"	"	" 6303U	13.0	160	124
	"	"	"	" 6304U	14.6	163	106
	GWYN 3003T			" 6602U	13.0	164	117
	"			" 6603U	13.8	161	115
	"			" 6604U	12.7	161	124
	"			" 6605U	14.5	155	123
Kaveander Farms Edmonton 973-5287	12 month average			86 pigs	(16.7)	(175)	
	ACUT 433S	-2.0	+1.7	ACUT 74U	11.8	166	151
	ACUT 385S	+0.4	-8.9	" 88U	14.7	168	125
	"	"	"	" 99U	14.1	166	132
	ACUT 433S	-2.0	+1.7	" 105U	16.2	180	98
	"	"	"	" 0130U	14.4	160	137
Knobben, G. Jarvie 954-2125	12 month average			53 pigs	(12.9)	(154)	
	AREE 22T			GARY 202U	11.4	148	132
	"			" 212U	11.8	139	145
	AREE 352S	+2.3	-7.8	" 230U	13.8	133	132
	AREE 361T			" 250U	12.5	129	157

BOARS

BREEDER & TELEPHONE	SIRE IDENTIFICATION	SIRE E.B.V.		PIG IDENTIFICATION	BACKFAT (MM) TO 90 KG	AGE DAYS TO 90 KG	IND
		FAT (MM)	AGE (DAYS)				
<u>YORKSHIRE</u>							
Agra Farms Ltd. Okotoks 938-7741	12 month average			156 pigs	(14.7)	(162)	
	ARHL 378T			ARHL 239U	17.8	165	58
	"			" 240U	16.8	170	62
	"			" 241U	17.9	179	34
	"			" 285U	17.9	156	72
	"			" 286U	17.5	148	90
	"			" 287U	14.8	153	114
	ARHL 521T			" 351U	14.8	164	97
	"			" 352U	15.8	162	87
	"			" 354U	13.2	160	122
	"			" 356U	15.0	161	98
	ARHL 378T			" 368U	11.5	153	154
	ARHL 521T			" 428U	17.6	125	127
Braat, J. Coaldale 327-9757	12 month average			132 pigs	(11.6)	(147)	
	AMBW 378P (2)	-0.6	+0.6	ARBF 231U	12.1	168	58
	ANZI 832S	-2.1	+3.3	" 251U	10.9	170	65
	"			" 281U	13.2	158	66
	"			" 282U	14.1	164	47
	"			" 283U	12.3	152	85
	"			" 284U	13.1	155	73
	ANZI 3461R (2)	-1.5	-6.4	" 290U	11.3	154	91
	"			" 292U	11.1	171	63
	ANZI 1712S			" 306U	12.5	154	80
	"			" 307U	9.0	154	111
	"			" 308U	12.9	147	89
	ANZI 832S	-2.1	+3.3	" 317U	14.2	143	85
	ANZI 1712S	-0.8	+8.3	" 342U	12.3	140	108
	ANZI 832S	-2.1	+3.3	" 362U	11.4	145	106
	ANZI 3863P	-1.8	+7.5	" 378U	12.9	147	89
Brownlee, J. Hairy Hill 768-2313	12 month average			91 pigs	(13.9)	(158)	
	AHKP 0850S			AHKP 204U	12.6	162	109
	"			" 205U	16.9	166	53
	"			" 217U	15.8	168	64
	AHKP 415S	-0.8	-5.4	" 225U	16.4	158	71
	AHKP 0850S			" 235U	16.3	152	80
	"			" 260U	16.7	146	33
	"			" 261U	13.4	147	116
	"			" 273U	15.6	164	71

BREEDER & TELEPHONE	SIRE IDENTIFICATION	SIRE E.B.V.		PIG IDENTIFICATION	BACKFAT (MM) TO 90 KG	AGE DAYS TO 90 KG	INDEX
		FAT (MM)	AGE (DAYS)				
Knobben, J. Jarvie 954-2647	12 month average			86 pigs	(12.6)	(153)	
	ARHL 206S	-0.6	-0.1	AREE 252U	11.3	160	104
	AREE 22T			" 260U	13.8	154	84
	"			" 261U	12.8	148	108
	"			" 262U	11.1	151	122
	"			" 263U	10.9	151	125
	GARY 42S	+2.3	-5.8	" 272U	14.5	154	77
	AREE 22T			" 280U	11.9	141	131
	"			" 281U	10.2	144	147
"			" 283U	13.6	146	102	
Maschmeyer, D. Bruderheim 998-2845	12 month average			59 pigs	(14.0)	(145)	
	HILL 54T			DOUG 133U	15.4	139	98
	"			" 137U	17.6	142	73
	AOVX 158N	-0.3	-4.7	" 143U	13.4	119	147
	"	"	"	" 144U	13.4	114	155
Maschmeyer, G. Bruderheim 998-2845	12 month average			30 pigs	(13.8)	(140)	
	AOVX 158N	-0.3	-4.7	HILL 73U	11.3	139	127
	"	"	"	" 74U	12.1	134	127
	"	"	"	" 75U	12.9	133	121
	"	"	"	" 77U	13.0	134	119
	"	"	"	" 78U	11.6	141	120
	HILL 54T			" 84U	14.7	134	101
McCarthy, J. Lindale 542-4531	12 month average			45 pigs	(14.6)	(148)	
	ASZT 372S			ASZT 82U	12.5	139	133
	"			" 83U	12.2	138	137
	"			" 91U	11.9	150	116
	"			" 92U	12.3	149	115
	"			" 102U	14.6	149	98
	"			" 103U	13.4	151	103
	"			" 113U	15.4	140	111
	"			" 114U	14.9	135	123
Milne, B. Ponoka 783-6695	12 month average			129 pigs	(14.4)	(153)	
	MILN 338T			MILN 372U	12.7	151	125
	"			" 374U	12.9	152	122
	ANZI 1913S (1)	-1.2	+0.5	" 382U	12.6	142	143
	"	"	"	" 383U	11.5	154	136
	"	"	"	" 384U	13.1	151	120
	"	"	"	" 402U	14.7	148	106

BREEDER & TELEPHONE	SIRE IDENTIFICATION	SIRE E.B.V.		PIG IDENTIFICATION	BACKFAT (MM) TO 90 KG	AGE DAYS TO 90 KG	INDEX
		FAT (MM)	AGE (DAYS)				
Milne, B. (continued)	ANZI 1913S (1)	-1.2	+0.5	MILN 403U	14.1	151	108
	AMBW 514S (1)			" 409U	13.9	139	131
	"			" 417U	13.0	136	148
	"			" 425U	15.6	141	106
	"			" 427U	14.4	138	126
	"			" 428U	16.9	134	99
	ANZI 1913S (1)	-1.2	+0.5	" 433U	14.4	131	137
Morinville Colony Morinville 939-2118	12 month average			(Not Available)			
	AREE 250S			MCMC 21U	17.3	164	
	"			" 24U	12.2	156	
	"			" 25U	11.9	158	
	"			" 28U	11.6	150	
Reiter Farms Iron Springs 738-4472	12 month average			88 pigs	(14.5)	(159)	
	RITR 205R	+0.6	-5.1	RITR 645U	13.5	159	109
	KKEF 1053S	-2.5	-5.0	" 0651U	11.1	165	121
	KKEF 2566S	-2.7	-3.4	" 667U	10.9	157	135
	KKEF 1053S	-2.5	-5.0	" 672U	12.1	175	98
	"	"	"	" 673U	10.4	165	127
	KKEF 2566S	-2.7	-3.4	" 715U	12.1	148	137
	"	"	"	" 716U	11.9	158	124
	"	"	"	" 717U	11.1	152	140
	AMBW 514S (1)			" 724U	9.8	148	158
	"			" 725U	13.2	155	117
	"			" 726U	11.0	153	140
	"			" 728U	9.2	152	157
	JKAA 561S (1)	-1.2	-11.4	" 744U	14.8	152	108
	"	"	"	" 745U	14.4	148	117
Rice, R. Ardrossan 998-2794	12 month average			34 pigs	(14.0)	(164)	
	ASZT 56S	+0.5	-5.0	AHPZ 108U	13.4	152	119
	"	"	"	" 112U	14.8	161	95
	AHPZ 26S	-0.8	+4.3	" 128U	14.5	145	117
	"	"	"	" 129U	15.0	157	98
Roeske, M. Alcomdale 939-4938	12 month average			43 pigs	(15.5)	(157)	
	AXPX 747S (2)			ROSE 191U	11.6	159	134
	AMBW 514S (1)			" 211U	13.8	144	135
	"			" 213U	10.9	143	166
	ANZI 1913S (1)	-1.2	+0.5	" 224U	15.2	145	121
	KKEF 532T			" 232U	13.3	146	136



BREEDER & TELEPHONE	SIRE IDENTIFICATION	SIRE E.B.V.		PIG IDENTIFICATION	BACKFAT (MM) TO 90 KG	AGE DAYS TO 90 KG	INDEX
		FAT (MM)	AGE (DAYS)				
Turko, D. Newbrook 576-2315	12 month average			(Not Available)			
	KKEF 0670T			DANY 51U	14.0	145	
Vandenberg, J. Camrose 572-6177	12 month average			23 pigs	(15.2)	(145)	
	ASCG 54T			ASCG 23U	19.3	144	58
	"			" 24U	17.2	157	62
	"			" 25U	18.6	150	57
	ASCG 44T			" 31U	18.1	168	36
	"			" 33U	15.2	168	67
	"			" 50U	15.0	163	77
JKAA 561S (1)	-1.2	-11.4	" 90U	15.9	142	97	
<u>LANDRACE</u>							
Agra Farms Ltd. Okotoks 938-7741	12 month average			187 pigs	(13.7)	(161)	
	ARHL 1046S	-2.9	+13.2	ARHL 232U	13.9	182	64
	"	"	"	" 233U	12.9	174	87
	"	"	"	" 235U	13.4	178	76
	"	"	"	" 247U	9.4	187	107
	"	"	"	" 248U	9.2	186	110
	"	"	"	" 250U	9.0	189	107
	"	"	"	" 251U	10.8	179	103
	"	"	"	" 268U	13.6	174	80
	"	"	"	" 269U	13.7	164	94
	"	"	"	" 271U	11.8	173	103
	"	"	"	" 278U	11.3	169	114
	"	"	"	" 308U	13.0	158	112
	"	"	"	" 309U	13.7	166	90
	AOUD 1446S	+0.3	-0.8	" 325U	13.2	159	108
	"	"	"	" 330U	17.3	158	64
	"	"	"	" 331U	14.2	166	85
	ARHL 311T			" 376U	15.0	156	93
	"			" 378U	15.5	147	102
	"			" 382U	16.1	153	86
ARHL 1046S	-2.9	+13.2	" 385U	14.4	143	122	
"	"	"	" 386U	14.3	151	109	
"	"	"	" 387U	10.3	157	145	
Braat, J. Coaldale 327-9757	12 month average			31 pigs	(13.5)	(149)	
	ASDZ 541S	+0.5	-5.2	ARBF 366U	15.7	139	96
	"	"	"	" 367U	16.7	139	85

BREEDER & TELEPHONE	SIRE IDENTIFICATION	SIRE E.B.V.		PIG IDENTIFICATION	BACKFAT (MM) TO 90 KG	AGE DAYS TO 90 KG	INDEX
		FAT (MM)	AGE (DAYS)				
Duff, D. Fort Saskatchewan 998-3101	12 month average			57 pigs	(14.8)	(153)	
	MCMC 8T			DUFF 210U	13.3	163	95
	GARY 420S	-2.7	+0.1	" 251U	12.9	134	142
	MCMC 8T			" 260U	12.7	148	121
Lakeland College Vermilion 853-8597	12 month average			81 pigs	(14.3)	(173)	
	DASA 871S	+0.5	-9.4	ATAT 166U	14.0	192	79
	"	"	"	" 167U	13.3	195	84
	"	"	"	" 168U	12.9	181	106
	ROYS 101S	-0.9	+5.3	" 180U	13.8	195	78
	"	"	"	" 196U	14.3	189	81
	"	"	"	" 197U	15.3	172	90
	DASA 640P	+0.5	+1.7	" 211U	14.6	191	74
	DASA 871S	+0.5	-9.4	" 223U	12.0	177	120
	"	"	"	" 224U	13.4	173	110
	"	"	"	" 236U	15.8	173	84
	"	"	"	" 237U	14.8	174	93
	ROYS 101S	-0.9	+5.3	" 260U	13.5	161	122
	"	"	"	" 267U	13.8	166	112
	"	"	"	" 268U	14.4	170	100
	"	"	"	" 275U	13.4	158	128
	"	"	"	" 276U	15.2	159	106
	DASA 871S	+0.5	-9.4	" 280U	15.4	159	103
	"	"	"	" 282U	16.4	153	100
	"	"	"	" 284U	15.5	157	104
"	"	"	" 289U	19.0	158	63	
Maschmeyer, G. Bruderheim 998-2845	12 month average			25 pigs	(13.7)	(138)	
	HILL 15S			HILL 26U	15.5	126	102
	"			" 27U	18.4	121	75
	"			" 28U	12.6	129	135
	"			" 29U	15.3	125	106
Milne, B. Ponoka 783-6695	12 month average			28 pigs	(13.7)	(146)	
	DLDA 557S (1)	-0.1	-6.0	MILN 392U	11.0	142	131
	"	"	"	" 393U	15.2	144	86
	"	"	"	" 394U	13.1	149	99
	ARHL 313T			" 448U	14.2	132	112
	"			" 449U	14.2	132	112

BREEDER TELEPHONE	SIRE IDENTIFICATION	SIRE E.B.V.		PIG IDENTIFICATION	BACKFAT (MM) TO 90 KG	AGE DAYS TO 90 KG	INDEX
		FAT (MM)	AGE (DAYS)				
<u>LACOMBE</u>							
Wynne Vista Farms Wynne 52-2998	12 month average			108 pigs	(14.1)	(163)	
	JA 522S	-1.3	+3.3	KR 5403U	15.0	168	82
	"	"	"	" 5406U	11.8	159	130
	"	"	"	" 5407U	11.1	181	99
	KR 8904S	-2.4	+2.1	" 5507U	13.7	176	82
	KR 14501R	+0.3	-0.9	" 5803U	13.8	164	101
	KR 8904S	-2.4	+2.1	" 6101U	13.4	156	119
	"	"	"	" 6102U	11.8	162	126
	"	"	"	" 6103U	11.3	166	124
	"	"	"	" 6104U	13.8	159	110
<u>HAMPSHIRE</u>							
Morinville Colony Morinville 39-2118	12 month average			(Not Available)			
	ASUS 30T			MCMC 16U	11.0	179	
<u>DUROC</u>							
Braat, J. Coaldale 327-9757	12 month average			33 pigs	(12.8)	(151)	
	ANKF 421P (2)	-3.4	+10.0	ARBF 241U	13.6	187	0
	"	"	"	" 243U	13.9	172	32
	"	"	"	" 244U	13.9	175	26
Lakeland College Vermilion 853-8597	12 month average			(Not Available)			
	NEUF 147T			ATAT 229U	15.6	198	
	"			" 231U	15.7	185	
Maschmeyer, G. Bruderheim 998-2845	12 month average			41 pigs	(14.0)	(152)	
	AODU 1512R	-0.4	+6.8	HILL 77U	15.3	146	96
	"	"	"	" 78U	12.9	152	112
	"	"	"	" 86U	14.1	155	94
	"	"	"	" 87U	15.2	144	101
Neufeld Farms Ltd. Acme 546-3969	12 month average			42 pigs	(13.9)	(162)	
	DLDA 181R (1)	+0.3	-5.6	NEUF 106U	13.6	157	112
	ARVY 557S (1)	-0.5	-1.8	" 114U	13.2	162	112
	"	"	"	" 123U	15.4	150	92

BREEDER & TELEPHONE	SIRE IDENTIFICATION	SIRE E.B.V.		PIG IDENTIFICATION	BACKFAT (MM) TO 90 KG	AGE DAYS TO 90 KG	INDEX
		FAT (MM)	AGE (DAYS)				
Vandenberg, J. Camrose 672-6177	12 month average			28 pigs	(14.0)	(145)	
	ASCG 4002R	-1.5	+1.5	ASCG 4U	14.0	157	74
	"	"	"	" 5U	16.4	156	43
	"	"	"	" 8U	13.8	162	68
	ASCG 71T	"	"	" 72U	15.0	154	69
<u>CROSSBRED</u>							
Braat, J. Coaldale 327-9757	12 month average			79 pigs	(12.9)	(145)	
	ARBF 64T			286U	13.6	151	82
	ASDZ 541S	+0.5	-5.2	321U	12.3	144	106
	"	"	"	322U	17.6	137	72
	ANZI 52S	-0.4	+0.3	331U	15.0	137	97
	ARBF 726S			349U	13.4	142	101
	"			350U	13.2	144	99
	ARBF 64T			384U	16.2	141	78
Carrich Stock Farm Ponoka 783-5181	12 month average			(Not Available)			
	ARVY 557S (1)	-0.5	-1.8	8CS 764U	12.1	174	
	DLDA 191R (1)	+0.3	-5.6	8CS 825U	15.3	183	
Groot, C. Neerlandia 674-4407	12 month average			76 pigs	(15.0)	(167)	
	484S			4371U	14.4	181	83
	"			4374U	15.1	177	79
	3202			4403U	13.5	176	102
	3124			4440U	14.4	199	52
	"			4442U	13.3	173	110
	3083			4452U	13.8	180	91
	3202			4481U	1.26	162	136
	"			4490U	12.5	163	136
	3083			4500U	14.3	173	98
	"			4503U	12.0	170	131
	61			4523U	12.9	166	126
	3202			4572U	14.8	155	122
	1762			4580U	14.2	153	133
	61			4601U	14.8	152	127
	"			4602U	15.7	148	123
	"			4606U	14.3	152	134
Gwynne Vista Farms Gwynne 352-2998	12 month average			(Not Available)			
	GWYN 3003T			8 BT 6509U	17.0	152	

BREEDER & TELEPHONE	SIRE IDENTIFICATION	SIRE E.B.V.		PIG IDENTIFICATION	BACKFAT (MM) TO 90 KG	AGE DAYS TO 90 KG	INDEX
		FAT (MM)	AGE (DAYS)				
Maschmeyer, D. Bruderheim 998-2845	12 month average			(Not Available)			
	AOUD 1512R	-0.4	+6.8	8 DL 26U	15.0	136	
	"	"	"	" 27U	13.6	131	
Maschmeyer, G. Bruderheim 998-2845	12 month average			(Not Available)			
	HILL 65S			8 GM 25U	10.7	146	
Morinville Colony Morinville 939-2118	MATT			351U	11.3	172	139
	"			352U	12.3	177	121
	AREE 250S			403U	16.5	167	96
	ARHL 730R	-0.6	-0.8	414U	12.9	166	133
	"	"	"	416U	11.1	171	142
Neufeld Farms Ltd. Acme 546-3969	12 month average			98 pigs	(13.9)	(151)	
	332Y			1425U	13.1	156	102
	"			1426U	15.8	166	52
	AOUD 1764S (1)			1648U	13.1	139	130
	"			1649U	14.1	131	132
	5GY			1681U	16.4	141	87
	"			1684U	15.6	152	78
Ranchview Test Barn Bentley 748-3802	12 month average			1474 pigs	(14.0)	(149)	
	RFAA 1791T			RFAA 1391U	14.3	153	89
	"			" 1392U	13.2	152	104
	RFAA 1792T			" 1401U	15.3	156	71
	"			" 1402U	16.0	154	67
	"			" 1403U	15.0	151	84
	"			" 1404U	14.4	150	94
	"			" 1405U	13.7	152	98
	"			" 1406U	15.2	158	69
	RFAA 3901S			" 1411U	13.4	149	107
	"			" 1412U	14.2	154	89
	"			" 1413U	13.7	154	95
	"			" 1414U	13.5	145	115
	"			" 1415U	11.9	160	104
	"			" 1416U	13.5	163	78
	"			" 01411U	14.8	165	60
	RFAA 110S			" 1422U	14.8	164	62
	"			" 1423U	14.7	156	79
	RFAA 11S			" 1432U	13.4	154	98

BREEDER & TELEPHONE	SIRE IDENTIFICATION	SIRE E.B.V.		PIG IDENTIFICATION	BACKFAT (MM) TO 90 KG	AGE DAYS TO 90 KG	INDEX
		FAT (MM)	AGE (DAYS)				
Ranchview Test Barn (continued)	RFAA 11S			RFAA 1433U	13.8	153	95
	"			" 1435U	13.7	152	99
	"			" 1441U	16.9	158	48
	"			" 1442U	16.1	144	86
	"			" 1443U	15.6	157	66
	"			" 1444U	16.0	148	79
	"			" 1445U	13.3	150	108
	"			" 1452U	14.7	139	112
	"			" 1453U	14.6	155	82
	"			" 1454U	13.5	138	128
	"			" 1455U	16.3	137	98
	RFAA 3972S			" 1463U	13.9	155	91
	RFAA 671P			" 1471U	13.3	135	138
	"			" 1474U	14.7	147	97
	RFAA 110S			" 1421U	13.5	157	89
	RFAA 11S			" 1441U	15.4	174	29
	RFAA 111S			" 1481U	16.3	148	75
	"			" 1482U	14.5	160	70
	"			" 1483U	13.8	153	94
	"			" 1484U	14.4	151	90
	"			" 1485U	11.8	152	120
	"			" 1487U	15.3	162	56
	RFAA 671P			" 1494U	15.0	149	88
	RFAA 2219S	0.0	-1.0	" 1502U	14.7	157	74
	"	"	"	" 1503U	16.2	150	70
	RFAA 3901S			" 1512U	12.9	156	99
	"			" 1514U	11.9	164	93
	RFAA 11S			" 1522U	13.4	147	112
	"			" 1523U	12.8	152	109
	"			" 1524U	13.7	144	114
	"			" 1525U	14.6	144	103
	"			" 1527U	14.0	145	108
	RFAA 110S			" 1531U	14.1	148	100
	"			" 1533U	17.4	173	7
	RFAA 11S			" 1542U	12.2	160	98
	RFAA 3901S			" 1551U	13.6	160	81
	"			" 1552U	15.8	155	65
	"			" 1553U	14.6	144	103
	"			" 1556U	12.4	152	111
	RFAA 11S			" 1561U	13.8	153	93
	RFAA 1278N			" 1591U	13.9	162	73
	"			" 15913U	16.3	144	82
	"			" 1606U	16.1	159	53

BREEDER & TELEPHONE	SIRE IDENTIFICATION	SIRE E.B.V.		PIG IDENTIFICATION	BACKFAT (MM) TO 90 KG	AGE DAYS TO 90 KG	INDEX
		FAT (MM)	AGE (DAYS)				
Ranchview Farms "B" Bentley 748-3802	12 month average			212 pigs	(15.3)	(156)	
	RFAA 5479S			RFAA 18611U	12.5	171	96
	ARHL 840S (1)	-1.3	-1.0	" 1918U	12.4	169	102
	RFAA 6438R			" 1968U	12.0	165	112
	RFAA 2336R			" 2016U	13.4	179	73
	RFAA 4669R			" 2046U	13.3	176	80
	RFAA 6438R			" 2065U	14.3	172	79
	"			" 2068U	14.4	169	84
	ANZI 1913S (1)	-1.2	+0.5	" 2077U	13.7	162	103
	RFAA 6438R			" 20811U	14.7	166	87
	RFAA 103S			" 2108U	14.4	161	99
	GIP 911P (1)	-2.5	-0.6	" 2127U	12.4	161	117
	TOPS 204R (1)	-0.6	-9.6	" 2168U	14.3	157	107
	RFAA 147S			" 2286U	13.9	158	109
	"			" 2313U	15.5	153	104
	"			" 2315U	13.4	160	110
	"			" 2317U	14.8	166	85
	RFAA 4338S			" 2396U	15.0	155	105
	ANZI 1913S (1)	-1.2	+0.5	" 25912U	14.0	145	131
Reiter Farms Iron Springs 738-4472	12 month average			25 pigs	(13.9)	(155)	
	DLDA 181R (1)	+0.3	-5.6	8CB 762U	13.7	141	117
Vandenberg, J. Camrose 672-6177	12 month average			(Not Available)			
	ASCG 28T			ASCG 40U	13.5	148	
	"			" 41U	14.1	154	
	"			" 42U	15.0	156	
	"			" 43U	13.7	149	

BR  
&

AG  
OF  
9

B  
C  
3

F  
H



## GILTS

BREEDER ADDRESS & TELEPHONE NUMBER	12 MONTH AVERAGE			PROBE PERIOD			
	# PROBED	BACKFAT (mm)	AGE (days)	DATE	# PROBED	AVG. B.F.	AVG. AGE
<u>YORKSHIRE</u>							
Agra Farms Ltd. Okotoks 938-7741	189	15.3	164	October 1 - 15	22	15.9	163
Braat, J. Coaldale 327-9757	346	12.5	155	"	20	13.0	160
Brownlee, J. Hairy Hill 768-2313	83	15.0	164	"	6	16.5	161
Eringfeld, B. Coaldale 345-3420	113	15.6	171	"	21	14.8	163
Gwynne Vista Farms Gwynne 352-2998	114	15.3	173	"	6	14.7	161
Kaveander Farms Ltd. Edmonton 973-5287	184	16.7	178	"	10	15.4	174
Knobben, G. Jarvie 954-2125	39	14.0	162	"	4	15.3	134
Knobben, J. Jarvie 954-2647	78	13.6	157	"	4	13.6	155
Maschmeyer, D. Bruderheim 998-2845	65	15.1	148	"	1	12.5	110
Maschmeyer, G. Bruderheim 998-2845	42	14.9	147	"	4	13.6	139
McCarthy, J. Lindale 542-4531	93	15.3	154	"	9	16.3	138

BREEDER ADDRESS & TELEPHONE NUMBER	12 MONTH AVERAGE			PROBE PERIOD			
	# PROBED	BACKFAT (mm)	AGE (days)	DATE	# PROBED	AVG. B.F.	AVG. AGE
Milne, B. Ponoka 783-6695	168	15.8	159	October 1 - 15	15	14.5	153
Morinville Colony Morinville 939-2118	(Not Available)			"	2	13.3	163
Reiter Farms Iron Springs 738-4472	173	15.7	164	"	13	13.7	161
Rice, R. Ardrossan 998-2794	43	14.9	169	"	4	15.2	168
Roeske, M. Alcomdale 939-4938	222	17.8	168	"	6	17.6	154
Turko, D. Newbrook 576-2315	22	16.3	147	"	6	14.4	160
<u>LANDRACE</u>							
Agra Farms Ltd. Okotoks 938-7741	232	14.2	163	"	20	13.2	172
Carrich Stock Farm Ponoka 783-5181	43	15.3	178	"	3	13.6	190
Duff, B. Fort Saskatchewan 998-3101	(Not Available)			"	3	12.6	155
Duff, D. Fort Saskatchewan 998-3101	143	15.1	158	"	8	14.3	153
Lakeland College Vermilion 853-8597	117	15.3	172	"	21	15.6	177

BREEDER ADDRESS & TELEPHONE NUMBER	12 MONTH AVERAGE			PROBE PERIOD			
	# PROBED	BACKFAT (mm)	AGE (days)	DATE	# PROBED	AVG. B.F.	AVG. AGE
Maschmeyer, G. Bruderheim 998-2845	(Not Available)			October 1 - 15	7	15.0	129
Milne, B. Ponoka 783-6695	37	14.7	151	"	3	13.9	143
<u>LACOMBE</u>							
Gwynne Vista Farms Gwynne 352-2998	174	15.2	169	"	3	16.2	173
<u>HAMPSHIRE</u>							
Morinville Colony Morinville 939-2118	(Not Available)			"	3	13.0	172
<u>DUROC</u>							
Braat, J. Coaldale 327-9757	31	14.0	154	"	4	15.1	166
Lakeland College Vermilion 857-8597	(Not Available)			"	4	15.9	179
Maschmeyer, G. Bruderheim 995-2845	38	15.5	151	"	8	15.1	143
Neufeld Farms Ltd. Acme 546-3969	26	15.4	169	"	2	13.7	160
Ranchview Test Barn Bentley 748-3802	(Not Available)			"	2	14.9	156
Rice, R. Ardrossan 998-2794	20	15.2	174	"	2	16.7	169

BREEDER ADDRESS & TELEPHONE NUMBER	12 MONTH AVERAGE			PROBE PERIOD			
	# PROBED	BACKFAT (mm)	AGE (days)	DATE	# PROBED	AVG. B.F.	AVG. AGE
Vandenberg, J. Camrose 672-6177	24	16.4	139	October 1 - 15	3	15.7	160
<u>CROSSBRED</u>							
Braat, J. Coaldale 327-9757	73	14.0	150	"	16	14.2	158
Carrich Stock Farm Ponoka 783-5181	74	15.5	180	"	6	14.4	190
Groot, C. Neerlandia 674-4077	101	15.8	168	"	12	14.1	173
Gwynne Vista Farms Gwynne 352-2998	181	15.4	168	"	12	14.5	168
Jacobsson, G. Neerlandia 674-4867	155	16.9	164	"	33	15.5	182
Maschmeyer, D. Bruderheim 998-2845	(Not Available)			"	3	14.1	136
Maschmeyer, G. Bruderheim 998-2845	(Not Available)			"	2	12.5	146
Milne, B. Ponoka 783-6695	303	15.7	156	"	12	15.2	150
Morinville Colony Morinville 939-2118	149	15.3	183	"	10	14.2	135
Neufeld Farms Ltd. Acme 546-3969	69	15.5	153	"	2	15.5	146

BREEDER ADDRESS & TELEPHONE NUMBER	12 MONTH AVERAGE			PROBE PERIOD			
	# PROBED	BACKFAT (mm)	AGE (days)	DATE	# PROBED	AVG. B.F.	AVG. AGE
Olds College Olds 556-8393	269	16.0	163	October 1 - 15	32	16.7	159
Ranchview Test Barn Bentley 748-3802	(Not Available)			"	15	14.8	179
Ranchview Farms "B" Bentley 748-3802	655	16.4	168	"	99	14.6	167
Wierenga, C. Neerlandia 674-5904	224	15.9	174	"	20	15.3	166
Woelk Farms, Unit #1 Millet 387-4801	92	17.4	176	"	9	18.5	166
Woelk Farms, Unit #2 Millet 387-4801	86	17.1	174	"	8	17.9	173



AL-1-827

# Alberta Swine Improvement Program

CANADIAN

NOV 12 1986

HOME TEST REPORT  
October 16 - 31, 1986

This report contains a list of boars and gilts which completed the ultrasonic home test during the past two weeks. It is available to pig producers as an aid in selecting quality breeding stock. Information in the report is intended to reflect the relative potential breeding worth of animals listed in terms of economic traits measured. These traits are carcass quality in terms of backfat and growth rate from birth to 90 kg.

## Information Reported

1. Information listed for each tested pig consists of: (a) breeder; (b) sire identification and EBV; (c) pig identification; (d) age (days) adjusted to 90 kg liveweight; (e) average backfat (mm) adjusted to 90 kg and (f) index of the pig compared to its contemporaries.
2. Home test herd averages are shown where 20 or more pigs by sex and breed were tested from the herd during the previous twelve month period. This average is the one against which all pigs in the current report are indexed. Animals of average economic merit will index 100. Boars or gilts with superior performance will be reflected by an index over 100.
3. It is important to remember that between-herd comparisons should not be made on the basis of home test data. Differences in environment, nutrition and management between farms will render such comparisons invalid.
4. Between herd comparisons should be made on the basis of the sires Estimated Breeding Values (EBV). EBV's are an estimate of the genetic value of the sire for backfat (mm at 90 kg) and growth rate (days to 90 kg). They are obtained by comparing the performance of each sire and of their relatives compared to all other sires and dams in Western Canada using a computer statistical model called the best linear unbiased prediction (BLUP) method. Across herd comparisons of sire EBV's are valid because the management of the herd in which each record was obtained has been corrected for. EBV's are based on 0, which is the average for Western Canada, the greater the negative number the more likely the sire's progeny will genetically reduce backfat and/or age. The greater the positive EBV's the greater the likelihood the sire's progeny will show genetic increase in backfat and/or growth rate. Where no EBV's are shown, sires are too new to have been evaluated.
5. EBV's are available for dams from the breeders on the program. The Pork Industry Branch also has EBV's from other regions in Canada.

## How To Use This Report

(See Reverse)



Agriculture  
Canada

/2 . . .

Alberta  
AGRICULTURE

How To Use This Report

BOARS

1. Find a sire which exhibits those performance EBV's that you consider most important in the breed that fits into your intended breeding program.
2. Narrow your field of farms due to distance, health considerations, etc.
3. Find the highest indexing boar(s) from the sire you have chosen and phone the breeder to ascertain if they are available and physically sound, cost, etc.
4. Go examine the boar(s) yourself if you wish to make a final judgement to close the sale.

GILTS

1. Determine what breeds or crossbreeds will fit in best to your intended breeding program.
2. Limit your choices of farms due to distance, health status, etc.
3. Find the farm(s) with the best overall performance in the breed(s) you have identified and phone them as to availability, price, etc.
4. Visit the farm yourself to make final determination regarding soundness and suitability, etc.

The animals reported have not been evaluated for physical or breeding soundness and health status. These assessments must be made by the selector.

Prepared by:

Lajos Hajdu  
Senior Swine Technician  
Alberta Agriculture, Pork Industry Branch  
#204, 7000 - 113 Street  
EDMONTON, Alberta  
T6H 5T6  
Phone: 427 - 5319



## BOARS

BREEDER & TELEPHONE	SIRE IDENTIFICATION	SIRE E. B. V.		PIG IDENTIFICATION	BACKFAT (MM) TO 90 KG	AGE DAYS TO 90 KG	INDEX
		FAT (MM)	AGE (DAYS)				
<u>YORKSHIRE</u>							
Agra Farms Ltd. Okotoks 938-7741	12 month average			156 pigs	(14.7)	(162)	
	ARHL 385S	-1.3	-2.0	ARHL 339U	10.4	180	122
	"	"	"	" 341U	16.0	17.1	70
	ARHL 521T			" 425U	17.9	147	86
	"			" 429U	15.3	138	133
	"			" 433U	14.8	154	112
	"			" 448U	14.8	150	120
	"			" 449U	15.8	148	110
	"			" 450U	18.7	148	75
Braat, J. Coaldale 327-9757	12 month average			132 pigs	(11.6)	(147)	
	AMBW 378P (2)	-0.6	+0.6	ARBF 231U	12.1	168	58
	ANZI 832S	-2.1	+3.3	" 251U	10.4	170	65
	"	"	"	" 281U	13.2	158	66
	"	"	"	" 282U	14.1	164	47
	"	"	"	" 283U	12.3	152	85
	"	"	"	" 284U	13.1	155	73
	ANZI 3461R (2)	-1.5	-6.4	" 290U	11.3	154	91
	"	"	"	" 292U	11.1	171	63
	ANZI 1712S	-0.8	8.3	" 306U	12.5	154	80
	"	"	"	" 307U	9.0	154	111
	"	"	"	" 308U	12.9	147	89
	ANZI 832S	-2.1	+3.3	" 317U	14.2	143	85
	ANZI 1712S	-0.8	+8.3	" 342U	12.3	140	108
	ANZI 832S	-2.1	+3.3	" 362U	11.4	145	106
	ANZI 3863P	-1.8	+7.5	" 378U	12.9	147	89
	"	"	"	" 339U	10.2	161	88
	ANZI 832S	-2.1	+3.3	" 359U	11.8	155	85
	"	"	"	" 361U	10.0	158	95
Eringfeld, B. Coaldale 345-3420	12 month average			57 pigs	(14.3)	(165)	
	KKEF 1304S	-1.8	+0.7	AOGK 313U	10.3	173	130
	KOGK 523T			" 362U	14.1	166	102
	KKEF 3447S	-1.9	-2.5	" 401U	10.7	150	155
Gwynne Vista Farms Gwynne 352-2998	12 month average			70 pigs	(14.3)	(169)	
	GWYN 3003T			GWYN 6903U	13.0	168	110
	"			" 6904U	14.3	170	97
	"			" 6906U	14.0	184	75

BREEDER & TELEPHONE	SIRE IDENTIFICATION	SIRE E.B.V.		PIG IDENTIFICATION	BACKFAT (MM) TO 90 KG	AGE DAYS TO 90 KG	INDE
		FAT (MM)	AGE (DAYS)				
Gwynne Vista Farms (continued)	BUFA 484S (1)	+0.8	+3.3	GWYN 7102U	15.0	179	77
	"	"	"	" 7103U	12.4	177	98
	GWYN 3003T			" 7201U	10.8	169	125
	"			" 7203U	12.9	174	101
	"			" 7204U	11.1	174	114
Kaveander Farms Ltd. Edmonton 973-5287	12 month average			86 pigs	(16.7)	(175)	
	ACUT 385S	+0.4	-8.9	ACUT 96U	13.2	193	107
	ACUT 433S	-2.0	+1.7	" 104U	12.9	190	113
	ACUT 286S	-0.6	-9.5	" 113U	16.0	179	101
This was the last probe date for Clarence. After a long and successful career in the purebred business, he is retiring as a hog producer. We all wish him happiness, good health and all the best on this occasion. You're a mighty nice fellow, Clarence!							
Matejka, G. Sylvan Lake 887-2656	12 month average			135 pigs	(13.9)	(153)	
	KKEF 3415S	-0.2	-4.3	KKEF 1060U	10.7	153	129
	"	"	"	" 1061U	12.5	160	101
	"	"	"	" 1062U	13.7	153	101
	"	"	"	" 1063U	13.2	155	102
	"	"	"	" 1064U	12.9	153	109
	"	"	"	" 01060U	12.2	155	112
	KKEF 2193S	-1.4	-6.1	" 1073U	13.7	159	90
	"	"	"	" 1074U	11.5	154	121
	ACUT 384S	-1.7	-0.9	" 1090U	13.3	150	110
	"	"	"	" 1095U	12.9	153	108
	"	"	"	" 1096U	13.5	160	91
	KKEF 3370S	+0.5	-6.4	" 1100U	12.9	152	110
	KKEF 3415S	-0.2	-4.3	" 1112U	13.0	159	99
	ACUT 124T			" 1190U	15.4	145	101
	RITR 655S	-1.5	-4.5	" 1251U	13.6	146	116
	"	"	"	" 1253U	13.0	166	84
	"	"	"	" 1254U	12.6	155	109
	"	"	"	" 1265U	11.9	153	119
	KKEF 3160R	-2.7	-1.4	" 1271U	12.7	151	114
	KKEF 562S	+0.2	-5.3	" 1330U	12.3	158	106
	"	"	"	" 1331U	13.0	156	103
	"	"	"	" 1332U	12.7	169	82
	KKEF 2641S			" 1340U	15.2	165	68
	ACUT 384S	-1.7	-0.9	" 1361U	14.4	151	99
	KKEF 1078T			" 1370U	14.7	152	96
	KKEF 2193S	-1.4	-6.1	" 1381U	12.1	146	129
	ACUT 124T			" 1440U	13.2	153	107

BREEDER & TELEPHONE	SIRE IDENTIFICATION	SIRE E.B.V.		PIG IDENTIFICATION	BACKFAT (MM) TO 90 KG	AGE DAYS TO 90 KG	INDEX
		FAT (MM)	AGE (DAYS)				
Milne, B. Ponoka 783-6695	12 month average			129 pigs	(14.4)	(153)	
	ANZI 1913S (1)	-1.2	+0.5	MILN 401U	13.8	168	81
	AMBW 514S (1)			" 418U	13.0	156	113
	"			" 419U	13.3	158	105
	"			" 420U	14.4	146	113
	"			" 425U	13.7	150	115
	"			" 428U	16.0	140	100
	ANZI 1913S (1)	-1.2	+0.5	" 431U	13.4	142	133
	"	"	"	" 432U	13.0	157	110
	"	"	"	" 438U	13.8	147	119
	"	"	"	" 444U	13.6	146	123
	AMBW 514S (1)			" 466U	16.3	135	107
	"			" 468U	13.4	141	134
	"			" 469U	13.9	137	135
Vandenberg, J. Camrose 672-6177	12 month average			23 pigs	(15.2)	(145)	
	JKAA 561S (1)	-1.2	-11.4	ASCG 91U	15.1	151	93
	"	"	"	" 95U	15.4	148	94
	ASCG 44T			" 100U	15.3	156	83
	"			" 126U	17.8	166	43
	"			" 150U	14.8	169	71
	"			" 153U	17.6	163	49
	ASCG 121T			" 160U	16.6	163	60
	"			" 163U	17.4	150	70
Weber Farms Ltd. Castor 882-2572	12 month average			(Not Available)			
	MILN 293S	-0.8	+2.9	AWGF 315U	18.7	194	
	"	"	"	" 316U	15.4	164	
	"	"	"	" 324U	14.8	172	
	"	"	"	" 325U	16.2	188	
	"	"	"	" 326U	12.8	168	
	"	"	"	" 344U	13.1	161	
	"	"	"	" 345U	15.0	188	
	"	"	"	" 385U	15.8	158	
	"	"	"	" 386U	17.8	179	
	"	"	"	" 387U	15.0	168	

BREEDER & TELEPHONE	SIRE IDENTIFICATION	SIRE E.B.V.		PIG IDENTIFICATION	BACKFAT (MM) TO 90 KG	AGE DAYS TO 90 KG	INDEX
		FAT (MM)	AGE (DAYS)				
West, N. & T.J. Radway 736-3790	12 month average			28 pigs	(14.1)	(160)	
	JKAA 421T			ATED 156U	14.6	167	86
	"			" 167U	12.9	156	117
	"			" 168U	14.1	163	97
	"			" 170U	15.3	158	91
	"			" 172U	13.4	144	127
	"			" 173U	15.3	155	95
	"			" 178U	15.9	156	88
	"			" 181U	14.0	158	103
<u>LANDRACE</u>							
Agra Farms Ltd. Okotoks 938-7741	12 month average			187 pigs	(13.7)	(161)	
	AOUD 1446S	+0.3	-0.8	ARHL 392U	12.3	178	88
	"	"	"	" 393U	14.3	172	75
	ARHL 1046S	-2.9	+13.2	" 399U	12.7	177	85
	"	"	"	" 400U	13.6	171	86
Barrett, R. & A. Ponoka 783-5192	12 month average			113 pigs	(16.1)	(136)	
	ROYS 94T			ROYS 269U	14.3	157	78
	"			" 270U	14.6	140	110
	"			" 271U	14.0	144	110
	"			" 272U	13.3	148	110
	"			" 273U	12.9	140	131
	"			" 283U	12.0	138	147
	"			" 284U	13.7	138	126
	"			" 296U	15.5	136	108
	"			" 304U	16.5	128	113
	"			" 305U	17.7	127	102
	ROYS 264S	+2.1	+1.1	" 312U	23.3	124	40
Braat, J. Coaldale 327-9757	12 month average			31 pigs	(13.5)	(149)	
	ASDZ 541S	+0.5	-5.2	ARBF 368U	11.5	158	104
Matejka, T. Sylvan Lake 887-2656	12 month average			31 pigs	(15.2)	(156)	
	ASDZ 22S	+0.2	-1.1	TONY 1320U	14.6	161	97
	"	"	"	" 1322U	13.2	159	118
	"	"	"	" 1462U	15.2	146	118
	"	"	"	" 1464U	14.8	144	125

REEDER TELEPHONE	SIRE IDENTIFICATION	FAT (MM)	SIRE E.B.V. AGE (DAYS)	PIG IDENTIFICATION	BACKFAT (MM) TO 90 KG	AGE DAYS TO 90 KG	INDEX
	12 month average			28 pigs	(13.7)	(145)	
Hilne, B. Bonoka 783-6695	ARHL 313T			MILN 450U	15.9	150	71
<u>LACOMBE</u>							
	12 month average			108 pigs	(14.1)	(163)	
Gwynne Vista Farms Gwynne 352-2998	JA 522S	-1.3	+3.3	KR 7003U	15.2	179	61
	"	"	"	" 7006U	13.7	162	106
	"	"	"	" 7401U	16.7	160	78
	"	"	"	" 7403U	11.9	158	131
	"	"	"	" 7404U	13.0	166	106
	KR 14501R	+0.3	-0.9	" 7801U	14.3	153	116
<u>HAMPSHIRE</u>							
	12 month average			(Not Available)			
Braat, J. Coaldale 327-9757	ANZI 52S	-0.4	+0.3	ARBF 330U	14.3	159	
	12 month average			(Not Available)			
Papenhuyzen, C. Stony Plain 963-4358	AHNB 104R	-0.4	+13.9	ASUS 130U	17.3	155	
	"	"	"	" 134U	19.6	160	
	"	"	"	" 138U	14.0	162	
<u>DUROC</u>							
	12 month average			33 pigs	(12.8)	(151)	
Braat, J. Coaldale 327-9757	ARBF 64T			ARBF 312U	10.8	182	54
	12 month average			41 pigs	(14.0)	(152)	
Maschmeyer, G. Bruderheim 998-2845	HILL 65T			HILL 102U	15.5	147	92
	"			" 103U	16.0	150	82
	"			" 106U	12.6	166	91
	"			" 107U	16.6	148	78
	"			" 108U	15.0	156	83
	"			" 112U	14.6	144	106
	"			" 114U	13.8	137	127
	"			" 115U	15.4	145	96
	"			" 116U	15.9	142	96
	"			" 121U	14.2	133	130
	"			" 122U	12.5	132	149

BREEDER & TELEPHONE	SIRE IDENTIFICATION	SIRE E.B.V.		PIG IDENTIFICATION	BACKFAT (MM) TO 90 KG	AGE DAYS TO 90 KG	IND
		FAT (MM)	AGE (DAYS)				
Maschmeyer, G. (continued)	HILL 65T			HILL 123U	13.6	145	11
	AOUD 1512R	-0.4	+6.8	" 133U	13.7	138	12
	"	"	"	" 134U	15.2	137	11
	"	"	"	" 135U	16.8	145	8
Vandenberg, J. Camrose 672-6177	12 month average			28 pigs	(14.0)	(145)	
	ASCG 91T			ASCG 112U	15.9	159	4
	ASCG 71T			" 116U	15.4	169	3
<u>CROSSBRED</u>							
Braat, J. Coaldale 327-9757	12 month average			79 pigs	(12.9)	(145)	
	ANZI 832S	-2.1	+3.3	283U	15.6	196	
	"	"	"	285U	12.2	189	2
	ASDZ 541S	+0.5	-5.2	320U	14.3	163	5
	ARBF 726S			354U	12.1	165	6
	"			424U	15.6	141	8
Carrich Stock Farm Ponoka 783-5181	12 month average			(Not Available)			
	ARVY 557S (1)	-0.5	-1.8	1117U	15.0	189	
Ranchview Test Barn Bentley 748-3802	12 month average			1576 pigs	(13.7)	(151)	
	RFAA 2219S	0.0	-1.0	RFAA 1616U	13.0	163	8
	RFAA 3901S			" 1621U	13.0	150	11
	"			" 1624U	13.7	154	9
	RFAA 111S			" 1631U	14.0	152	9
	"			" 1633U	15.9	160	5
	RFAA 2219S	0.0	-1.0	" 1641U	15.4	142	9
	"			" 1643U	15.0	171	4
	RFAA 111S			" 1651U	13.9	159	8
	RFAA 2219S	0.0	-1.0	" 1661U	14.4	170	5
	"			" 1662U	14.0	145	10
	RFAA 3972S			" 1702U	13.2	165	7
	"			" 1703U	15.2	163	5
	RFAA 2219S	0.0	-1.0	" 1712U	14.5	152	8
	"			" 1713U	14.6	159	7
	RFAA 671P			" 1802U	15.4	149	8
	"			" 1804U	12.1	145	13
	"			" 1805U	13.8	156	8
	"			" 1812U	14.0	156	8
	"			" 1813U	15.0	138	11
	"			" 1816U	15.2	153	7

BREEDER & TELEPHONE	SIRE IDENTIFICATION	SIRE E.B.V.		PIG IDENTIFICATION	BACKFAT (MM) TO 90 KG	AGE DAYS TO 90 KG	INDEX
		FAT (MM)	AGE (DAYS)				
Ranchview Test Barn (continued)	RFAA 671P			RFAA 1832U	19.1	151	34
	"			" 1834U	14.8	145	97
	RFAA 3901S			" 1842U	14.1	144	108
	"			" 1845U	14.4	156	79
	"			" 1852U	16.7	145	76
	RFAA 2219S	0.0	-1.0	" 1617U	15.7	171	33
	RFAA 111S			" 1653U	13.5	149	105
	RFAA 3901S			" 1683U	14.1	144	108
	"			" 1685U	13.4	155	95
	"			" 1686U	13.7	157	87
	RFAA 110S			" 1692U	14.2	154	87
	RFAA 3972S			" 1706U	14.2	157	81
	RFAA 2219S	0.0	-1.0	" 1711U	12.4	152	111
	"	"	"	" 1713U	14.1	151	95
	RFAA 103S			" 1722U	19.9	160	5
	"			" 1724U	18.0	148	54
	"			" 1725U	13.9	162	73
	RFAA 3972S			" 1731U	16.9	171	18
	RFAA 11S			" 1751U	15.6	172	31
	RFAA 110S			" 1772U	16.0	157	58
	"			" 1773U	13.8	171	56
	"			" 1776U	12.7	146	121
	RFAA 11S			" 1791U	14.4	145	104
	"			" 1794U	14.7	157	75
	RFAA 671P			" 1811U	14.4	147	100
	"			" 1815U	15.3	147	89
	"			" 1833U	14.5	141	110
	RFAA 3901S			" 1843U	12.9	151	109
	"			" 1846U	13.9	154	91
	RFAA 1278N			" 1861U	13.1	140	130
	RFAA 3901S			" 1871U	14.5	153	86
	"			" 1872U	13.9	144	113
"			" 1873U	13.9	144	113	
Ranchview Farms "B" Bentley 748-3802	12 month average			238 pigs	(14.7)	(158)	
	RFAA 147S			RFAA 2608U	13.4	173	86
	RFAA 2259T			" 26510U	16.8	172	56
	"			" 26515U	13.5	164	101
	ANZI 1913S (1)	-1.2	+0.5	" 2678U	14.9	164	88
	"	"	"	" 2681U	12.0	176	92
	GIP 911P (1)	-2.5	-0.6	" 2707U	12.7	165	106
	"	"	"	" 27010U	13.0	179	79
	RFAA 103S			" 28313U	13.3	166	99
	RFAA 575S			" 29310U	12.9	161	111
	RFAA 30410T			" 2943U	12.4	164	110
	RFAA 4338S			" 2962U	12.2	155	129
	GIP 911P (1)	-2.5	-0.6	" 2975U	12.1	169	105

BREEDER & TELEPHONE	SIRE IDENTIFICATION	SIRE E.B.V.		PIG IDENTIFICATION	BACKFAT (MM) TO 90 KG	AGE DAYS TO 90 KG	INDEX
		FAT (MM)	AGE (DAYS)				
Vandenberg, J. Camrose 672-6177	12 month average			(Not Available)			
	ASCG 71T			ASCG 121U	17.3	144	
	ASCG 63T			" 190U	15.0	136	
	"			" 191U	14.3	140	
West, N. & T.J. Radway 736-3790	12 month average			(Not Available)			
	ATED 132S			711U	15.4	187	
	ATED 98S	-0.2	+0.8	817U	14.1	151	
	"	"	"	819U	16.4	161	
	"	"	"	820U	15.0	153	




## GILTS

BREEDER ADDRESS & TELEPHONE NUMBER	12 MONTH AVERAGE			PROBE PERIOD			
	# PROBED	BACKFAT (mm)	AGE (days)	DATE	# PROBED	AVG. B.F.	AVG. AGE
<u>YORKSHIRE</u>							
Agra Farms Ltd. Okotoks 938-7741	189	15.3	164	October 16 - 31	12	15.6	168
Braat, J. Coaldale 327-9757	346	12.5	155	"	15	12.2	162
Eringfeld, B. Coaldale 345-3420	113	15.6	171	"	7	15.4	174
Gwynne Vista Farms Gwynne 352-2998	114	15.3	173	"	13	14.9	174
Kaveander Farms Ltd. Edmonton 973-5287	184	16.7	178	"	9	14.7	181
Matejka, G. Sylvan Lake 887-2656	391	15.1	171	"	48	14.1	170
Milne, B. Ponoka 783-6695	168	15.8	159	"	8	15.1	148
Papenhuyzen, C. Stony Plain 963-4358	20	19.5	160	"	1	15.6	202
Vandenberg, J. Camrose 672-6177	24	16.1	148	"	2	14.9	160
Weber Farms Castor 882-2572	(Not Available)			"	11	15.6	173

BREEDER ADDRESS & TELEPHONE NUMBER	12 MONTH AVERAGE			PROBE PERIOD			AVG. B.F.	AVG. AGE
	# PROBED	BACKFAT (mm)	AGE (days)	DATE	# PROBED			
<u>LANDRACE</u>								
Agra Farms Ltd. Okotoks 938-7741	232	14.2	163	October 16 - 31	14	13.5	174	
Barrett, R. & A. Ponoka 783-5192	158	17.1	143	"	14	16.6	144	
Braat, J. Coaldale 327-9757	40	14.7	156	"	1	13.1	158	
Matejka, T. Sylvan Lake 887-2656	70	15.8	176	"	4	15.9	182	
<u>LACOMBE</u>								
Gwynne Vista Farms Gwynne 352-2998	174	15.2	169	"	13	14.3	187	
<u>HAMPSHIRE</u>								
Braat, J. Coaldale 327-9757	20	14.4	146	"	3	14.6	155	
Papenhuyzen, C. Stony Plain 963-4358	38	14.0	175	"	6	15.0	176	
Ranchview Test Barn Bentley 748-3802	(Not Available)			"	4	14.2	117	
<u>DUROC</u>								
Braat, J. Coaldale 327-9757	31	14.0	154	"	1	14.8	173	
Maschmeyer, G. Bruderheim 998-2845	38	15.5	151	"	5	16.9	141	

BREEDER ADDRESS & TELEPHONE NUMBER	12 MONTH AVERAGE			PROBE PERIOD			
	# PROBED	BACKFAT (mm)	AGE (days)	DATE	# PROBED	AVG. B.F.	AVG. AGE
<u>CROSSBRED</u>							
Braat, J. Coaldale 327-9757	73	14.0	150	October 16 - 31	3	11.8	162
Carrich Stock Farm Ponoka 783-5181	73	15.2	180	"	17	15.1	181
Gwynne Vista Farms Gwynne 352-2998	181	15.4	168	"	12	14.1	181
Milne, B. Ponoka 783-6695	303	15.7	156	"	20	15.0	151
Ranchview Test Barn Bentley 748-3802	(Not Available)			"	16	15.6	161
Ranchview Farms "B" Bentley 748-3802	668	16.2	169	"	32	14.9	175
Weber Farms Ltd. Castor 882-2572	74	15.3	158	"	11	16.4	154
West, N. & T.J. Radway 736-3790	226	16.9	164	"	4	14.3	163



# Alberta Swine Improvement Program

BULLETIN

OCTOBER 1986

Now that the provincial advisory committee and national board have met for another year, it's time to bring you up to date on the latest developments and anticipated changes. The next year or so should be very interesting because many changes in the structure and operation of the program will be occurring. As, essentially, the same items were discussed at both meetings, we will only highlight issues and the final decisions.

## A. GENETICS

- 1) Genetic Trends.  
All breeds are improving in "days to 90 kg" in the range of -0.7 to -0.2 days per year. Backfat, however, is another story. The white breeds are decreasing backfat in the range of -.22 to -.09 mm per year and the colored breeds are increasing in backfat at the rate of .03 mm per year. This should be of concern to those people who have colored breeding stock.
- 2) Decentralization.  
The federal government is eager to decentralize data entry for all improvement (ROP) programs to the provincial level as soon as possible. A proposed agreement has been sent to all provinces for signature. This has been grudgingly accepted in principle in Alberta because it will mean an increased clerical load at the provincial level, especially in the beef program. There are problems in the swine area, too, because the original draft agreement indicated that the federal government would supply all computer hardware and software including four portable microcomputers for swine technicians to calculate data of farms. The latest draft indicates no portables and later verbal indications are maybe one. In any event, it is intended that by July 1987 the present system will be discontinued and the new system with data entry and EBV calculation on farms be operational.
- 3) Genetic Recommendations.  
The following motions or recommendations were passed at the national meeting:
  - a) That genetic trends be included in EBV reports.
  - b) That there will be a new EBV index (with a similar distribution to the present one) when EBV's are calculated on the farm.
  - c) The new farm reports will show:
    - i) adjusted age to 90 kg.
    - ii) adjusted backfat to 90 kg.
    - iii) EBV for age.
    - iv) EBV for backfat.
    - v) EBV index and repeatability (reliability) for the index.



Agriculture  
Canada

Alberta  
AGRICULTURE



- d) That Agriculture Canada look at the possibility of including data from private sow productivity programs in the national program.
- e) New adjustment factors for age and backfat are in the works and will be implemented after January 1, 1987, after being tested.
- f) That loin depth not be included in the probing procedure.
- g) Several recommendations were passed relating to further study of the PSS/PSE problem. A large industry, government committee on which the swine improvement program has representation has been formed on the national level.
- h) Test station guidelines will be amended by establishing a "young sire proving program". This is a priority entry system based on EBV's of parents when there is a shortage of pen space.

#### B. HEALTH

There are now several different tests around the world besides halothane to detect PSS positives and/or carriers.  
Motion: To study a new test developed by Dr. O'Brien at Guelph and to check out a new American test called "Stress-Chek". Carried.

#### C. NUTRITION

No major issues here. Several provinces wanted the test station rations to be re-evaluated in light of faster growing pigs. This will be passed onto this committee for review.

#### D. OPERATIONAL GUIDELINES FOR THE CANADIAN SWINE IMPROVEMENT PROGRAM

These are rules for the operation of the national program. Since we are now in a decentralization/privatization phase, it was thought necessary to formally set out rules for uniform operation of the national program. There is nothing really new here, just a statement of existing procedures. Now that they are ratified, they will be printed and copies sent to everyone. A few new features:

- 1) F1's are defined as the result of a mating where sire and dam are registered purebreds of different recognized breeds.
- 2) Straightbreds are defined as those animals that are the result of a mating of recorded ancestry within a breed but not eligible for registration under the Canadian Livestock Pedigree Act. This classification was established for some people and companies who have pigs of certain breed types but which are not eligible for registration or whose owners do not wish to register. These will be designated separately under the new system but for EBV purposes will use the same data base as purebreds.





- 3) Straightbred Fl's are pigs that are the result of a mating where sire and dam are straightbreds of two different breeds.

#### E. PRIVATIZATION OF TEST STATIONS


Agriculture Canada wishes to turn operation of all stations over to provincial or private agencies by April 1987. Negotiations to this end are occurring for each station. The Nova Scotia Swine Sales Society signed to take over operation of the Nova Scotia station at the national meeting -- the first one to do so. The Alberta situation is thus:

- 1) The Alberta Swine Breeders Association requested a study to look at the feasibility of them operating any or all of the Alberta test stations, home test and A.I. units.
- 2) They (ASBA) approached a consultants firm for an estimate for this study and were told it would be about \$50,000.
- 3) ASBA is in the process of formally approaching the federal and provincial governments and the marketing board for funding. Both levels of government have indicated they would assist in funding, with exact amounts not specified.
- 4) Once funding is secured, tenders can be called, a consultant selected and the study can go ahead.
- 5) The original consulting firm indicated it would take two to three months to do this study. So it would appear it will be about April 1987 before the study is completed.
- 6) There is still interest by some minimal disease herds in using one station exclusively, but until this group is properly organized, no formal negotiations to this end can proceed.

#### F. OTHER NEW ITEMS

- 1) The Landrace Association introduced a motion which was passed as follows:  

That registration papers must be shown of both parents for any Fl boar entering any test station in Canada or application for registration form must accompany the boar on entry to the test station.
- 2) Agriculture Canada will fund a meeting of A.I. centres once a year so they can coordinate their efforts, especially on health matters.
- 3) A motion was narrowly defeated that would require people who wish to register on the swine improvement program also to register on a recognized sow productivity program. This will come up again next year and probably be passed then.



4) Motion passed:

That the national board seek the assistance of Agriculture Canada to establish a parentage verification system for pigs.

IMPORTANT -- PLEASE NOTE

G. NEW RULE FOR PUREBRED BREEDERS

Motion passed:

That all purebred boars and sows whose progeny are tested under the Canadian Swine Improvement Program be first registered with CNLSR or their breed association.

This will be the first notice of this new rule to purebred breeders. Make sure sires and dams are registered. We will allow some time for you to bring registrations up to date. After that, we will do spot checks and if we find unregistered purebred sires and dams, we will have to write the progeny as commercials (09) or under the new system, as straightbreds.


H. ENTRY WEIGHT PROBLEM AT ALBERTA STATIONS

The acceptable weight range for boars being submitted for testing at test stations is 18 to 30 kg, approved by the CSIAB. The number of boars exceeding the upper limit of this range is continually increasing. We realize that often breeders are submitting extra boars in an effort to fill the test stations. However, we feel we must follow the CSIAB guidelines and that accepting boars in excess of 30 kg is jeopardizing the performance test principles. Therefore, starting at the November fill, no pigs will be accepted into the test stations which exceed 30 kg in weight.

For clarification on any issue, please call the following:

Art Lange  
Supervisor, Swine Improvement  
Alberta Agriculture  
427 - 5319

Mike Southwood  
Acting Regional Livestock Program  
Officer  
Agriculture Canada  
420 - 2800



# Alberta Swine Improvement Program

CANADIANA  
C1  
DEC - 2 1986

AL 1827

## HOME TEST REPORT November 1 - 15, 1986

This report contains a list of boars and gilts which completed the ultrasonic home test during the past two weeks. It is available to pig producers as an aid in selecting quality breeding stock. Information in the report is intended to reflect the relative potential breeding worth of animals listed in terms of economic traits measured. These traits are carcass quality in terms of backfat and growth rate from birth to 90 kg.

### Information Reported

1. Information listed for each tested pig consists of: (a) breeder; (b) sire identification and EBV; (c) pig identification; (d) age (days) adjusted to 90 kg liveweight; (e) average backfat (mm) adjusted to 90 kg and (f) index of the pig compared to its contemporaries.
2. Home test herd averages are shown where 20 or more pigs by sex and breed were tested from the herd during the previous twelve month period. This average is the one against which all pigs in the current report are indexed. Animals of average economic merit will index 100. Boars or gilts with superior performance will be reflected by an index over 100.
3. It is important to remember that between-herd comparisons should not be made on the basis of home test data. Differences in environment, nutrition and management between farms will render such comparisons invalid.
4. Between herd comparisons should be made on the basis of the sires Estimated Breeding Values (EBV). EBV's are an estimate of the genetic value of the sire for backfat (mm at 90 kg) and growth rate (days to 90 kg). They are obtained by comparing the performance of each sire and of their relatives compared to all other sires and dams in Western Canada using a computer statistical model called the best linear unbiased prediction (BLUP) method. Across herd comparisons of sire EBV's are valid because the management of the herd in which each record was obtained has been corrected for. EBV's are based on 0, which is the average for Western Canada, the greater the negative number the more likely the sire's progeny will genetically reduce backfat and/or age. The greater the positive EBV's the greater the likelihood the sire's progeny will show genetic increase in backfat and/or growth rate. Where no EBV's are shown, sires are too new to have been evaluated.
5. EBV's are available for dams from the breeders on the program. The Pork Industry Branch also has EBV's from other regions in Canada.

### How To Use This Report

(See Reverse)

/ 2 . . .



Agriculture  
Canada

Alberta  
AGRICULTURE

How To Use This Report

BOARS

1. Find a sire which exhibits those performance EBV's that you consider most important in the breed that fits into your intended breeding program.
2. Narrow your field of farms due to distance, health considerations, etc.
3. Find the highest indexing boar(s) from the sire you have chosen and phone the breeder to ascertain if they are available and physically sound, cost, etc.
4. Go examine the boar(s) yourself if you wish to make a final judgement to close the sale.

GILTS

1. Determine what breeds or crossbreds will fit in best to your intended breeding program.
2. Limit your choices of farms due to distance, health status, etc.
3. Find the farm(s) with the best overall performance in the breed(s) you have identified and phone them as to availability, price, etc.
4. Visit the farm yourself to make final determination regarding soundness and suitability, etc.

The animals reported have not been evaluated for physical or breeding soundness and health status. These assessments must be made by the selector.

Prepared by:

Lajos Hajdu  
Senior Swine Technician  
Alberta Agriculture, Pork Industry Branch  
#204, 7000 - 113 Street  
EDMONTON, Alberta  
T6H 5T6  
Phone: 427 - 5319

## BOARS

BREEDER TELEPHONE	SIRE IDENTIFICATION	SIRE E.B.V.		PIG IDENTIFICATION	BACKFAT (MM) TO 90 KG	AGE DAYS TO 90 KG	INDEX
		FAT (MM)	AGE (DAYS)				
<u>YORKSHIRE</u>							
Aggra Farms Ltd. Kotoks 38-7741	12 month average ARHL 521T			156 pigs ARHL 421U	(14.7)	(162)	
	"			" 422U	12.4	166	121
	"			" 424U	11.9	166	127
	"			" 426U	13.8	164	108
	"			" 427U	15.5	168	80
	"			" 432U	12.3	157	137
	"			" 497U	13.7	156	121
	"			" 499U	13.2	147	143
	"			" 500U	15.7	153	104
	"			" 514U	16.6	164	74
	"			"	14.1	153	124
Bloomsbury Farms Bloomsbury 674-3307	12 month average ASYP 726S			20 boars WM 1804U	(15.8)	(152)	
	"			" 1805U	14.7	181	87
	"			" 1806U	18.5	173	54
	"			" 1904U	15.5	172	86
	"			"	15.0	151	109
Braat, J. Coaldale 327-9757	12 month average ANZI 832S			132 pigs ARBF 360U	(11.6)	(147)	
	ANZI 3461R (2)	-2.1	+3.3	" 401U	10.2	189	36
	"	-1.3	-7.9	" 402U	16.2	148	57
	"	"	"	" 403U	14.4	160	51
	"	"	"	" 403U	13.6	146	85
	ANZI 832S	-2.1	+3.3	" 446U	9.3	135	142
	"	"	"	" 447U	10.5	137	128
	"	"	"	" 466U	10.5	137	81
	ANZI 1712S	-0.8	+8.3	" 497U	18.8	130	67
	"	"	"	" 498U	15.0	126	109
Brownlee, J. Hairy Hill 768-2313	12 month average AHKP 0850S			91 pigs AHKP 213U	(13.9)	(158)	
	"			" 227U	12.8	180	83
	"			" 228U	19.9	180	0
	"			" 233U	13.8	183	67
	"			" 233U	15.9	169	62
	AHKP 415S	-0.8	-5.4	" 252U	16.3	210	1
	AHKP 0850S			" 256U	15.3	174	62
	"			" 257U	14.4	174	72
	"			" 258U	13.3	172	87

BREEDER & TELEPHONE	SIRE IDENTIFICATION	SIRE E.B.V.		PIG IDENTIFICATION	BACKFAT (MM) TO 90 KG	AGE DAYS TO 90 KG	INDE
		FAT (MM)	AGE (DAYS)				
Brownlee, J. (continued)	AHKP 0850S			AHKP 269U	12.3	182	87
	"			" 272U	14.8	172	71
	"			" 273U	13.3	171	89
	"			" 289U	15.1	157	86
Five Lakes Farms Mayerthorpe 786-4373	12 month average			180 pigs	(13.9)	(165)	
	AOET 1395S	+0.1	-2.3	JKAA 6702U	10.5	176	122
	JKAA 0792P	-0.2	-1.2	" 6906U	12.6	167	111
	AOET 1395S	+0.1	-2.3	" 7001U	11.7	164	123
	"	"	"	" 7004U	12.0	166	118
	"	"	"	" 7005U	11.5	170	119
	"	"	"	" 7006U	11.8	161	126
	JKAA 982S	+0.3	-3.9	" 7103U	10.7	159	139
	"	"	"	" 7107U	11.8	160	127
	JKAA 0792P	-0.2	-1.2	" 7211U	12.3	160	122
	JKAA 1021T			" 8003U	11.6	149	141
	"			" 8006U	14.6	158	100
	"			" 8901U	13.2	141	134
	"			" 8902U	13.2	152	122
	"			" 8903U	11.8	139	151
	"			" 8904U	13.4	150	122
	"			" 8905U	11.2	137	159
Gray, L. Marwayne 847-2437	12 month average			22 pigs	(14.8)	(139)	
	KKEF 2781S	-1.2	-2.9	AOLO 58U	15.5	153	75
Maschmeyer, D. Bruderheim 998-2845	12 month average			59 pigs	(14.0)	(145)	
	DOUG 132T			DOUG 156U	16.6	137	90
	"			" 157U	19.2	142	60
Maschmeyer, G. Bruderheim 998-2845	12 month average			30 pigs	(13.8)	(140)	
	DOUG 132T			HILL 94U	17.1	150	50
	"			" 95U	17.2	159	36
	"			" 98U	17.5	152	45
	"			" 99U	16.5	160	42
Reiter Farms Iron Springs 738-4472	12 month average			88 pigs	(14.5)	(159)	
	KKEF 1053S	-2.5	-5.0	RITR 773U	9.2	161	145
	"	"	"	" 786U	11.6	145	146
	"	"	"	" 787U	10.2	159	138
	"	"	"	" 794U	10.7	144	155



BREEDER & TELEPHONE	SIRE IDENTIFICATION	SIRE E.B.V.		PIG IDENTIFICATION	BACKFAT (MM) TO 90 KG	AGE DAYS TO 90 KG	INDEX
		FAT (MM)	AGE (DAYS)				
Reiter Farms (continued)	KKEF 440T			RITR 827U	12.4	138	150
	ACUT 297T			" 835U	14.0	142	130
Rice, R. Ardrossan 998-2794	12 month average			34 pigs	(14.0)	(164)	
	ASZT 26S			AHPZ 126U	12.9	173	99
	JKAA 561S (1)	-1.2	-11.4	" 156U	14.5	151	122
	"	"	"	" 157U	14.0	134	136
West, N. & T.J. Radway 736-3790	12 month average			28 pigs	(14.1)	(160)	
	JKAA 421T			ATED 194U	16.0	142	105
<u>LANDRACE</u>							
Agra Farms Ltd. Okotoks 938-7741	12 month average			187 pigs	(13.7)	(161)	
	ARHL 1046S	-2.9	+13.2	ARHL 407U	9.3	170	135
	AODU 1446S	+0.3	-0.8	" 444U	12.7	158	115
	"	"	"	" 445U	12.8	162	108
	ARHL 311T			" 458U	13.5	157	108
	"			" 466U	12.6	147	135
	"			" 488U	14.3	155	103
	"			" 489U	12.2	159	119
	"			" 490U	13.7	158	104
	"			" 491U	14.6	157	95
Braat, J. Coaldale 327-9757	12 month average			31 pigs	(13.5)	(149)	
	ASDZ 541S	+0.5	-5.2	ARBF 435U	14.2	139	111
	"	"	"	" 436U	16.6	143	80
Duff, D. Fort Saskatchewan 998-3101	12 month average			57 pigs	(14.8)	(153)	
	MCMC 8T			DUFF 480U	15.7	149	101
	"			" 490U	14.5	139	123
	GARY 420S	-2.7	+0.1	" 500U	13.4	138	132
	MCMC 8T			" 510U	16.9	137	112
	"			" 520U	12.7	145	126
Lakeland College Vermilion 853-2971	12 month average			90 pigs	(14.4)	(170)	
	DASA 871S	+0.5	-9.4	ATAT 300U	16.9	174	66
	"	"	"	" 301U	15.5	172	85
	"	"	"	" 311U	15.0	166	98

BREEDER & TELEPHONE	SIRE IDENTIFICATION	SIRE E.B.V.		PIG IDENTIFICATION	BACKFAT (MM) TO 90 KG	AGE DAYS TO 90 KG	INDEX
		FAT (MM)	AGE (DAYS)				
Lakeland College (continued)	DASA 871S	+0.5	-9.4	ATAT 320U	16.4	165	83
	"	"	"	" 321U	16.0	174	76
	"	"	"	" 325U	14.1	154	124
	ROYS 101S	-0.9	+5.3	" 334U	13.9	157	123
	"	"	"	" 336U	16.6	180	62
	DASA 871S	+0.5	-9.4	" 345U	16.2	162	90
	"	"	"	" 347U	18.0	161	70
	JBFA 2S (1)	-1.0	-13.4	" 354U	16.2	178	69
	"	"	"	" 357U	16.4	175	71
	ROYS 101S	-0.9	+5.3	" 371U	15.6	164	94
	"	"	"	" 381U	13.1	151	141
	JBFA 2S (1)	-1.0	-13.4	" 391U	16.4	147	107
	DLDA 557S (1)	-0.1	-6.0	" 399U	16.8	140	112
	"	"	"	" 401U	13.6	137	153
Maschmeyer, G. Bruderheim 998-2845	12 month average			25 pigs	(13.7)	(138)	
	HILL 15S			HILL 34U	14.3	142	83
	"			" 35U	16.0	148	46
<u>LACOMBE</u>							
Bloomsbury Farms Bloomsbury 674-3307	12 month average			24 boars	(16.9)	(137)	
	BL 243 T			BL 1402U	15.4	151	67
	"			" 1403U	14.8	163	31
	"			" 1404U	16.6	159	25
	"			" 1405U	13.5	161	53
	"			" 1406U	12.8	154	86
	"			" 1508U	16.9	152	47
	"			" 1509U	18.4	165	-17
	BL 144T			" 1603U	17.4	160	13
Five Lakes Farms Mayerthorpe 786-4373	12 month average			121 pigs	(14.6)	(156)	
	KR 1303S	-2.1	+1.1	JA 5701U	13.0	186	74
	"	"	"	" 5703U	12.6	176	93
	JA 110T			" 6602U	11.4	167	121
	KR 1303S	-2.1	+1.1	" 7401U	11.0	164	130
	"	"	"	" 7403U	9.1	177	132
	"	"	"	" 7404U	11.7	162	125
	"	"	"	" 7602U	14.8	162	89
	"	"	"	" 7604U	11.4	153	141
	"	"	"	" 7802U	12.1	156	129
	"	"	"	" 7807U	9.3	158	158
	"	"	"	" 7808U	9.4	159	156

REEDER TELEPHONE	SIRE E.B.V.		PIG IDENTIFICATION	BACKFAT (MM) TO 90 KG	AGE DAYS TO 90 KG	INDEX	
	SIRE IDENTIFICATION	FAT (MM)      AGE (DAYS)					
Five Lakes Farms (continued)	JA 210T		JA 8304U	15.4	152	97	
	"		" 8305U	14.8	152	104	
	"		" 8306U	11.6	152	141	
	JA 242T		" 8403U	11.6	150	144	
<u>HAMPSHIRE</u>							
Wootton Bassett Farms Wootton Bassett 74-3307	12 month average		24 boars	(14.2)	(158)		
	WM 244T		WM 1707U	15.4	195	50	
	"		" 1708U	15.5	181	62	
	"		" 1709U	14.0	175	88	
	"		" 1710U	18.8	191	8	
Braat, J. Coaldale 327-9757	12 month average		(Not Available)				
	ARBF 726S		ARBF 409U	16.3	153		
	"		" 410U	16.3	153		
Brownlee, J. Hairy Hill 768-2313	12 month average		54 pigs	(12.1)	(177)		
	JKAA 811R	+0.4	-3.1	AHKP 188U	14.0	197	47
	AHKP 121T			" 200U	15.3	185	44
	JKAA 811R	+0.4	-3.1	" 301U	14.7	146	106
	"	"	"	" 190U	14.2	202	36
Five Lakes Farms Mayerthorpe 786-4373	12 month average		89 pigs	(13.7)	(165)		
	AJCM 1003S	+0.6	-1.3	JKAA 6802U	10.9	170	132
	"	"	"	" 7501U	11.2	155	145
	"	"	"	" 7505U	10.6	149	160
	AJCM 1481S			" 8102U	14.4	162	94
	"			" 8103U	11.5	146	152
	"			" 8106U	13.0	149	128
	JKAA 941T			" 8802U	12.3	150	136
<u>DUROC</u>							
Braat, J. Coaldale 327-9757	12 month average		33 pigs	(12.8)	(151)		
	ARBF 64T		ARBF 419U	18.5	139	43	
Rice, R. Ardrossan 998-2794	12 month average		25 pigs	(13.2)	(169)		
	ARVY 551S	-0.4	+1.7	AHPZ 142U	16.0	185	34
	"	"	"	" 148U	17.1	174	48

BREEDER & TELEPHONE	SIRE IDENTIFICATION	SIRE E.B.V.		PIG IDENTIFICATION	BACKFAT (MM) TO 90 KG	AGE DAYS TO 90 KG	IND
		FAT (MM)	AGE (DAYS)				
Rice, R. (continued)	AOZM 99S (2)	+0.3	-1.4	AHPZ 149U	17.6	178	31
	"	"	"	" 151U	14.7	159	10
	"	"	"	" 152U	14.4	162	10
<u>CROSSBRED</u>							
Braat, J. Coaldale 327-9757	12 month average			79 pigs	(12.9)	(145)	
	ARBF 64T			382U	16.4	161	38
	ARBF 726S			423U	15.2	157	51
	"			424U	13.8	143	91
	"			425U	17.1	148	50
	"			426U	12.7	148	91
	ARBF 64T			428U	12.6	142	109
	"			429U	13.4	143	99
	"			430U	16.5	138	81
	"			431U	13.3	140	106
	"			432U	14.2	142	91
	"			460U	14.3	133	109
	ARBF 726S			472U	15.9	137	88
	"			473U	18.9	143	50
	"			474U	15.9	140	83
Maschmeyer, G. Bruderheim 998-2845	12 month average			(Not Available)			
	HILL 154T			8 GM 33U	13.8	146	
	"			" 35U	14.1	151	
	"			" 36U	13.4	146	
	"			" 37U	14.8	149	
Ranchview Test Barn Bentley 748-3802	12 month average			1576 pigs	(13.7)	(151)	
	RFAA 110S			RFAA 1692U	14.5	163	64
	"			" 1694U	16.5	160	46
	RFAA 671P			" 1806U	14.4	154	84
	RFAA 11S			" 1881U	15.5	151	77
	"			" 1882U	14.0	154	89
	RFAA 147S			" 1892U	13.8	158	84
	RFAA 3972S			" 1901U	16.0	153	67
	"			" 1902U	14.5	159	73
	"			" 1903U	14.2	151	93
	"			" 1904U	14.5	153	85
	"			" 1905U	12.9	141	130
	"			" 1906U	16.0	150	73
	RFAA 2219S			" 1921U	16.6	167	29
	RFAA 147S			" 1941U	16.8	166	29
	RFAA 671P			" 1951U	15.2	146	92

BREEDER & TELEPHONE	SIRE IDENTIFICATION	SIRE E.B.V.		PIG IDENTIFICATION	BACKFAT (MM) TO 90 KG	AGE DAYS TO 90 KG	INDEX
		FAT (MM)	AGE (DAYS)				
Ranchview Test Barn (continued)	RFAA 671P			RFAA 1952U	15.4	155	71
	"			" 1953U	12.4	147	124
	"			" 1954U	16.1	146	81
	"			" 1955U	14.4	142	110
	"			" 1956U	15.0	141	105
	RFAA 2219S			" 1961U	12.7	155	103
	"			" 1962U	15.5	147	85
	RFAA 2165T			" 1990U	14.0	152	93
	"			" 1991U	16.3	140	90
	"			" 1993U	13.6	150	101
	"			" 1995U	13.1	156	96
Rice, R. Ardrossan 998-2794	12 month average			(Not Available)			
	ARVY 575S	-0.5	+2.6	8 AM 163U	14.8	137	
	"	"	"	" 164U	15.0	148	
West, N. & T.J. Radway 736-3790	12 month average			(Not Available)			
	JKAA 421T			898U	15.6	150	
Woelk Farms Unit #1 Millet 387-4801	12 month average			(Not Available)			
	GWYN 12105P			5702U	13.5	189	
	"			5708U	13.8	194	
	GWYN 16701S			6504U	13.3	181	
	"			6506U	13.8	185	
	"			6508U	12.1	181	
	AMBW 514S (1)			7202U	12.1	170	
	"			7204U	13.2	174	
	"			7210U	15.5	170	
Woelk Farms Unit #2 Millet 387-4801	12 month average			(Not Available)			
	GWYNN 11404R			7002U	15.7	161	
	"			7004U	15.9	165	

BR

Ag  
08  
92

BJ  
3  
6

B  
C  
3

B  
E  
7

## GILTS

BREEDER ADDRESS & TELEPHONE NUMBER	12 MONTH AVERAGE			PROBE PERIOD			
	# PROBED	BACKFAT (mm)	AGE (days)	DATE	# PROBED	AVG. B.F.	AVG. AGE
<u>YORKSHIRE</u>							
Agra Farms Ltd. Okotoks 938-7741	189	15.3	164	November 1 - 15	8	15.0	151
Bloomsbury Farms Bloomsbury 674-3307	21	15.8	152	"	6	16.8	178
Braat, J. Coaldale 327-9757	346	12.5	155	"	12	12.0	155
Brownlee, J. Hairy Hill 768-2313	83	15.0	164	"	5	13.9	182
Five Lakes Farms Mayerthorpe 786-4373	201	15.3	172	"	19	14.1	168
Gray, L. Marwayne 847-2437	37	14.7	148	"	6	14.9	159
Maschmeyer, D. Bruderheim 998-2845	65	15.1	148	"	3	16.0	144
Maschmeyer, G. Bruderheim 998-2845	42	14.9	147	"	1	14.4	159
Reiter Farms Iron Springs 738-4472	173	15.7	164	"	9	14.8	163
Rice, R. Ardrossan 998-2794	43	14.9	169	"	1	14.5	141
Wakeena Farm Bentley 748-4252	60	15.7	158	"	7	16.8	184

BREEDER ADDRESS & TELEPHONE NUMBER	12 MONTH AVERAGE			PROBE PERIOD			AVG. AGE
	# PROBED	BACKFAT (mm)	AGE (days)	DATE	# PROBED	AVG. B.F.	
<u>LANDRACE</u>							
Agra Farms Ltd. Okotoks 938-7741	232	14.2	163	November 1 - 15	15	13.7	159
Braat, J. Coaldale 327-9757	40	14.7	156	"	2	17.7	164
Duff, D. Fort Saskatchewan 998-3101	143	15.1	158	"	11	13.5	147
Lakeland College Vermilion 853-2971	128	15.4	170	"	19	16.6	165
Maschmeyer, G. Bruderheim 998-2845	Not Available			"	4	15.3	155
Wakeena Farm Bentley 748-4252	71	16.4	162	"	2	15.3	168
<u>LACOMBE</u>							
Bloomsbury Farms Bloomsbury 674-3307	27	18.4	140	"	6	16.8	156
Five Lakes Farms Mayerthorpe 785-4373	120	16.2	170	"	10	14.0	166
<u>HAMPSHIRE</u>							
Bloomsbury Farms Bloomsbury 674-3307	31	18.1	174	"	10	14.3	191
Braat, J. Coaldale 327-9757	20	14.4	146	"	5	15.7	161



BREEDER ADDRESS TELEPHONE NUMBER	12 MONTH AVERAGE			PROBE PERIOD			
	# PROBED	BACKFAT (mm)	AGE (days)	DATE	# PROBED	AVG. B.F.	AVG. AGE
Downlee, J. Terry Hill 8-2313	48	13.2	173	November 1 - 15	9	14.4	190
Five Lakes Farms Wyerthorpe 6-4373	91	14.7	174	"	12	12.7	188
McCoy, R. Drossan 8-2794	Not Available			"	1	15.0	181
<u>DUROC</u>							
McCoy, R. Drossan 8-2794	20	15.2	174	"	5	15.8	177
<u>CROSSBRED</u>							
Schmeyer, G. Ruderheim 8-2845	Not Available			"	3	19.7	151
St. Louis College St. Louis 66-8393	386	15.7	165	"	32	14.9	163
Stanchview Test Barn Stentley 48-3802	Not Available			"	3	15.2	161
Stanchview Farms "B" Stentley 48-3802	668	16.2	169	"	26	14.1	173
Stewart, N. & T.J. Madway 36-3790	226	16.9	164	"	10	15.2	161
Strobel Farms Unit #1 Millett 87-4801	92	17.4	176	"	14	17.1	171
Strobel Farms Unit #2 Millett 87-4801	86	17.1	174	"	19	16.3	169



# Alberta Swine Improvement Program

HOME TEST REPORT  
November 16 - 30, 1986

This report contains a list of boars and gilts which completed the ultrasonic home test during the past two weeks. It is available to pig producers as an aid in selecting quality breeding stock. Information in the report is intended to reflect the relative potential breeding worth of animals listed in terms of economic traits measured. These traits are carcass quality in terms of backfat and growth rate from birth to 90 kg.

## Information Reported

1. Information listed for each tested pig consists of: (a) breeder; (b) sire identification and EBV; (c) pig identification; (d) age (days) adjusted to 90 kg liveweight; (e) average backfat (mm) adjusted to 90 kg and (f) index of the pig compared to its contemporaries.
2. Home test herd averages are shown where 20 or more pigs by sex and breed were tested from the herd during the previous twelve month period. This average is the one against which all pigs in the current report are indexed. Animals of average economic merit will index 100. Boars or gilts with superior performance will be reflected by an index over 100.
3. It is important to remember that between-herd comparisons should not be made on the basis of home test data. Differences in environment, nutrition and management between farms will render such comparisons invalid.
4. Between herd comparisons should be made on the basis of the sires Estimated Breeding Values (EBV). EBV's are an estimate of the genetic value of the sire for backfat (mm at 90 kg) and growth rate (days to 90 kg). They are obtained by comparing the performance of each sire and of their relatives compared to all other sires and dams in Western Canada using a computer statistical model called the best linear unbiased prediction (BLUP) method. Across herd comparisons of sire EBV's are valid because the management of the herd in which each record was obtained has been corrected for. EBV's are based on 0, which is the average for Western Canada, the greater the negative number the more likely the sire's progeny will genetically reduce backfat and/or age. The greater the positive EBV's the greater the likelihood the sire's progeny will show genetic increase in backfat and/or growth rate. Where no EBV's are shown, sires are too new to have been evaluated.
5. EBV's are available for dams from the breeders on the program. The Pork Industry Branch also has EBV's from other regions in Canada.

## How To Use This Report

(See Reverse)



How To Use This Report

BOARS

1. Find a sire which exhibits those performance EBV's that you consider most important in the breed that fits into your intended breeding program.
2. Narrow your field of farms due to distance, health considerations, etc.
3. Find the highest indexing boar(s) from the sire you have chosen and phone the breeder to ascertain if they are available and physically sound, cost, etc.
4. Go examine the boar(s) yourself if you wish to make a final judgement to close the sale.

GILTS

1. Determine what breeds or crossbreds will fit in best to your intended breeding program.
2. Limit your choices of farms due to distance, health status, etc.
3. Find the farm(s) with the best overall performance in the breed(s) you have identified and phone them as to availability, price, etc.
4. Visit the farm yourself to make final determination regarding soundness and suitability, etc.

The animals reported have not been evaluated for physical or breeding soundness and health status. These assessments must be made by the selector.

Prepared by: Lajos Hajdu  
Senior Swine Technician  
Alberta Agriculture, Pork Industry Branch  
#204, 7000 - 113 Street  
EDMONTON, Alberta  
T6H 5T6  
Phone: 427 - 5319

## BOARS

BREEDER & TELEPHONE	SIRE IDENTIFICATION	SIRE E.B.V.		PIG IDENTIFICATION	BACKFAT (MM) TO 90 KG	AGE DAYS TO 90 KG	INDEX
		FAT (MM)	AGE (DAYS)				
<u>YORKSHIRE</u>							
Eringsfeld, B. Coaldale 345-3420	12 month average			57 pigs	(14.3)	(165)	
	AOGK 523T			AOGK 361U	10.1	189	114
	"			" 371U	11.7	169	121
	KKEF 3447S	-1.9	-2.5	" 391U	12.4	177	105
	KKEF 1304S	-1.8	+0.7	" 412U	13.9	162	108
	"	"	"	" 451U	17.4	146	91
Gwynne Vista Farms Gwynne 352-2998	12 month average			70 pigs	(14.3)	(169)	
	GWYN 3003T			GWYN 6902U	16.4	197	34
	BUFA 484S (1)	+0.8	+3.3	" 7101U	15.2	189	57
	"	"	"	" 7104U	13.8	187	71
	"	"	"	" 7105U	11.7	181	96
	"	"	"	" 8501U	16.2	162	97
	"	"	"	" 8502U	16.0	174	78
	KKEF 1490T (1)			" 9105U	12.0	159	133
Knobben, Gary Jarvie 954-2125	12 month average			52 pigs	(12.9)	(152)	
	AREE 22T			GARY 211U	13.7	175	41
	AREE 352S	+2.3	-7.8	" 234U	14.6	169	43
	"	"	"	" 242U	11.3	177	71
	"	"	"	" 300U	13.7	153	86
	"	"	"	" 331U	14.0	144	102
	"	"	"	" 332U	14.8	139	102
Knobben, J. Jarvie 954-2647	12 month average			82 pigs	(12.7)	(153)	
	GARY 42S	+2.3	-5.8	AREE 270U	12.9	177	54
	AREE 22T			" 282U	9.9	176	90
	ARHL 206S	-0.6	-0.1	" 312U	9.9	139	156
	"	"	"	" 313U	9.5	147	147
	"	"	"	" 314U	10.6	150	128
	"	"	"	" 315U	11.6	139	136
	"	"	"	" 317U	11.0	155	115
	AREE 352S	+2.3	-7.8	" 330U	14.8	160	62
	"	"	"	" 334U	17.5	160	31
	"	"	"	" 342U	13.4	158	81
	"	"	"	" 343U	14.2	156	76
	ARHL 206S	-0.6	-0.1	" 351U	10.5	158	115
	"	"	"	" 352U	11.7	156	105

BREEDER & TELEPHONE	SIRE IDENTIFICATION	SIRE E.B.V.		PIG IDENTIFICATION	BACKFAT (MM) TO 90 KG	AGE DAYS TO 90 KG	IND
		FAT (MM)	AGE (DAYS)				
Knobben, J. (continued)	AREE 352S	+2.3	-7.8	AREE 373U	15.4	133	10
	"	"	"	" 375U	14.3	133	11
	"	"	"	" 382U	16.9	128	9
Maschmeyer, D. Bruderheim 998-2845	12 month average			59 pigs	(14.0)	(145)	
	HILL 54T			DOUG 162U	13.7	145	10
	"			" 163U	15.0	152	8
	"			" 164U	16.7	150	6
	"			" 165U	16.7	161	5
	"			" 166U	14.5	160	7
	"			" 172U	12.8	150	10
	"		" 173U	15.0	141	9	
Matejka, G. Sylvan Lake 887-2656	12 month average			135 pigs	(13.9)	(153)	
	KKEF 1494T			KKEF 1156U	10.9	168	10
	KKEF 2701S	-1.5	-10.1	" 1395U	12.1	155	11
	"	"	"	" 1396U	11.8	167	9
	"	"	"	" 1399U	12.9	167	8
	AMBW 514S (1)			" 1404U	12.4	163	9
	KKEF 2186S	-0.7	-3.7	" 1431U	13.1	147	11
	ACUT 124T			" 1440U	9.4	160	12
	"			" 1477U	13.9	175	6
	"			" 1501U	12.5	164	9
	"			" 1504U	12.9	163	9
	"			" 1550U	15.0	147	10
	"			" 1551U	14.8	155	8
	"			" 1552U	15.9	158	7
	KKEF 2641S			" 1581U	11.0	151	13
KKEF 562S	+0.2	-5.3	" 1592U	14.7	146	10	
KKEF 2193S	-1.4	-6.1	" 1612U	13.8	148	11	
"	"	"	" 1613U	13.7	144	11	
McCarthy, J. Lindale 542-4531	12 month average			32 pigs	(14.7)	(147)	
	ASZT 372S			ASZT 134U	15.8	137	11
	"			" 135U	14.8	135	12
	ASZT 42T			" 144U	17.5	141	8
	"			" 145U	15.5	141	10
"			" 147U	17.1	144	8	

BREEDER & TELEPHONE	SIRE IDENTIFICATION	SIRE E.B.V.		PIG IDENTIFICATION	BACKFAT (MM) TO 90 KG	AGE DAYS TO 90 KG	INDEX
		FAT (MM)	AGE (DAYS)				
Roeske, M. Alcomdale 939-4938	12 month average			43 pigs	(15.5)	(157)	
	AMBW 378P (2)	-0.6	+0.5	ROSE 275U	14.6	145	127
	"	"	"	" 276U	15.5	160	95
	ARUW 36S (2)	-1.5	+3.5	" 282U	12.1	148	146
	"			" 287U	16.7	160	83
	KKEF 1490T (1)			" 293U	14.4	135	145
	"			" 298U	14.9	138	134
Turko, D. Newbrook 576-2315	12 month average			(Not Available)			
	AHKP 415S	-0.7	-5.4	DANY 61U	15.6	166	
	"	"	"	" 62U	15.3	167	
	KKEF 0670T			" 73U	15.3	158	
West, N. & T.J. Radway 736-3790	12 month average			28 pigs	(14.1)	(160)	
	JKAA 421T			ATED 197U	13.8	182	76
	ATED 53S	0.0	-0.3	" 213U	14.4	163	94
	"	"	"	" 214U	14.3	161	98
	JKAA 421T			" 221U	16.7	149	88
<u>LANDRACE</u>							
Barrett, R. & A. Ponoka 783-5192	12 month average			113 pigs	(16.1)	(136)	
	ROYS 95S	+0.2	+1.7	ROYS 288U *	13.3	149	107
	ROYS 28T			" 318U	14.7	128	134
	"			" 319U	14.6	136	118
	"			" 321U	14.3	129	136
	ROYS 264S	+2.1	+1.1	" 0329U	18.4	143	58
	"	"	"	" 330U	15.6	134	113
Duff, B. Fort Saskatchewan 998-3101	12 month average			(Not Available)			
	MCMC 8T			BKDF 40U	15.9	156	
	"			" 41U	14.6	144	
Duff, D. Fort Saskatchewan 998-3101	12 month average			57 pigs	(14.8)	(153)	
	MCMC 8T			DUFF 481U	19.4	172	41
	"			" 492U	14.0	166	86
	"			" 531U	12.5	159	106
	"			" 540U	16.5	139	111
	"			" 541U	17.4	139	105
	"			" 542U	16.7	157	81

BREEDER & TELEPHONE	SIRE IDENTIFICATION	SIRE E.B.V.		PIG IDENTIFICATION	BACKFAT (MM) TO 90 KG	AGE DAYS TO 90 KG	INI
		FAT (MM)	AGE (DAYS)				
Duff, D. (continued)	MCMC 8T			DUFF 543U	16.4	150	9
	"			" 550U	13.8	158	10
	DUFF 544T			" 580U	14.1	143	12
Knobben, G. Jarvie 954-2125	12 month average			20 pigs	(13.5)	(143)	
	DLDA 557S (1)	-0.1	-6.0	GARY 280U	14.8	156	1
	"	"	"	" 281U	14.6	145	8
	"	"	"	" 290U	13.1	169	7
	"	"	"	" 291U	10.4	156	9
	"	"	"	" 292U	11.5	147	11
	GARY 356S	-1.4	-1.2	" 320U	12.0	138	11
	"	"	"	" 321U	12.9	147	9
Knobben, J. Jarvie 954-2647	12 month average			(Not Available)			
	GARY 272T			AREE 361U	12.6	138	
Morinville Colony Morinville 939-2118	12 month average			(Not Available)			
	ARHL 730R	-0.6	-0.8	MCMC 60U	12.6	137	
	"	"	"	" 63U	15.7	140	
	"	"	"	" 64U	15.0	128	
<u>LACOMBE</u>							
Bloomsbury Farms Bloomsbury 674-3307	12 month average			134 pigs	(16.9)	(137)	
	BL 243T			BL 1507U	13.9	171	1
	BL 144T			" 1604U	13.8	180	-1
	"			" 1605U	15.9	179	-3
	BL 243T			" 1704U	15.9	178	-3
	BL 144T			" 1806U	14.6	162	3
Gwynne Vista Farms Gwynne 352-2998	12 month average			108 pigs	(14.1)	(163)	
	KR 14501R	+0.3	-0.9	KR 7302U	13.5	182	7
	"	"	"	" 7303U	14.4	196	4
	"	"	"	" 7304U	16.0	185	4
	JA 522S	-1.3	+3.3	" 7402U	11.1	171	11
	"	"	"	" 7701U	13.0	180	8
	"	"	"	" 7702U	12.2	170	10
	KR 14501R	+0.3	-0.9	" 7802U	11.8	174	10
	JA 522S	-1.3	+3.3	" 8201U	14.5	166	9
	"	"	"	" 8202U	15.3	162	8
	CDAL 6987T (1)			" 8602U	9.1	153	16



BREEDER & TELEPHONE	SIRE IDENTIFICATION	SIRE E.B.V.		PIG IDENTIFICATION	BACKFAT (MM) TO 90 KG	AGE DAYS TO 90 KG	INDEX
		FAT (MM)	AGE (DAYS)				
Gwynne Vista Farms (continued)	CDAL 6987T (1)			KR 8603U	10.2	159	147
	"			" 8604U	11.3	168	120
	JA 522S	-1.3	+3.3	" 8702U	14.3	161	102
<u>DUROC</u>							
Maschmeyer, G. Bruderheim 998-2845	12 month average			41 pigs	(14.0)	(152)	
	AOUD 1512R	-0.4	+6.8	HILL 144U	13.4	155	102
	"	"	"	" 145U	16.6	152	73
	"	"	"	" 146U	17.1	160	53
<u>CROSSBRED</u>							
Gwynne Vista Farms Gwynne 352-2998	12 month average			(Not Available)			
	KR 8904S	-2.4	+2.1	8 BT 6408U	15.8	220	
Neufeld Farms Ltd. Acme 546-3969	12 month average			98 pigs	(13.9)	(151)	
	NEUF 180T			47U	15.5	142	95
	"			49U	15.6	155	73
	332			51U	17.5	151	58
	"			52U	18.2	148	53
	5			1851U	13.0	163	90
	"			1853U	13.2	156	101
	"			1854U	13.8	153	99
	332			1882U	15.7	144	92
Ranchview Test Barn Bentley 748-3802	12 month average			1576 pigs	(13.7)	(151)	
	RFAA 2219S			RFAA 2061U	15.0	159	66
	RFAA 2162T			" 2082U	14.7	141	108
	RFAA 1791T			" 2091U	16.5	161	43
	"			" 2094U	16.0	153	67
	RFAA 3901S			" 2101U	15.8	142	93
	"			" 2102U	13.7	158	84
	"			" 2104U	14.8	152	84
	"			" 2105U	15.0	156	73
	"			" 2106U	15.9	158	57
	RFAA 1278N			" 2111U	14.2	148	99
	"			" 2114U	13.4	149	107
	"			" 2121U	11.7	147	131
	"			" 2124U	12.7	154	105
	"			" 2135U	13.4	144	118
	RFAA 2165T			" 2153U	14.2	159	77

BREEDER & TELEPHONE	SIRE IDENTIFICATION	SIRE E.B.V.		PIG IDENTIFICATION	BACKFAT (MM) TO 90 KG	AGE DAYS TO 90 KG	IND
		FAT (MM)	AGE (DAYS)				
Ranchview Test Barn (continued)	RFAA 11S			RFAA 2171U	16.5	139	9
	"			" 2173U	13.1	142	12
	RFAA 3901S			" 2232U	13.8	143	11
	RFAA 110S			" 2361U	13.5	133	13
West, N. & T.J. Radway 736-3790	12 month average			(Not Available)			
	ATED 53S	0.0	-0.3	1083U	17.4	182	
	"	"	"	1088U	14.2	187	
	"	"	"	1089U	16.4	172	
	ATED 98S	-0.2	+0.8	1102U	20.4	141	
	"	"	"	1104U	16.4	151	

## GILTS

BREEDER ADDRESS TELEPHONE NUMBER	12 MONTH AVERAGE			PROBE PERIOD			
	# PROBED	BACKFAT (mm)	AGE (days)	DATE	# PROBED	AVG. B.F.	AVG. AGE
<u>YORKSHIRE</u>							
Loomsbury Farms Loomsbury 74-3307	43	17.5	154	November 16 - 31	2	16.9	174
Ringfield, B. Baldale 45-3420	113	15.6	171	"	5	14.0	173
Wynne Vista Farms Wynne 52-2998	114	15.3	173	"	7	12.9	190
Hobben, G. Harvie 54-2125	40	13.9	159	"	19	14.4	169
Hobben, J. Harvie 54-2647	89	13.5	156	"	10	13.6	170
Schmeyer, D. Ruderheim 98-2845	65	15.1	148	"	3	15.7	154
Statejka, G. Sylvan Lake 87-2656	391	15.1	171	"	16	13.6	174
McCarthy, J. Windale 42-4531	72	15.8	156	"	6	17.9	143
Woeske, M. Windcomdale 39-4938	222	17.7	168	"	26	15.1	153
Wurko, D. Newbrook 76-2315	22	16.3	147	"	7	16.6	155
West, N. & T.J. Madway 36-3790	49	15.7	169	"	3	15.1	168

BREEDER ADDRESS & TELEPHONE NUMBER	12 MONTH AVERAGE			PROBE PERIOD			
	# PROBED	BACKFAT (mm)	AGE (days)	DATE	# PROBED	AVG. B.F.	AVG. AGE
<u>LANDRACE</u>							
Barrett, R. & A. Ponoka 783-5192	158	17.1	143	November 16 - 31	17	17.5	140
Duff, B. Fort Saskatchewan 998-3101	(Not Available)			"	4	14.2	152
Duff, D. Fort Saskatchewan 998-3101	143	15.1	158	"	17	14.8	145
Knobben, G. Jarvie 954-2125	(Not Available)			"	6	14.0	161
Morinville Colony Morinville 939-2118	22	14.1	155	"	3	15.3	139
<u>LACOMBE</u>							
Bloomsbury Farms Bloomsbury 674-3307	154	18.4	140	"	8	16.5	170
Gwynne Vista Farms Gwynne 352-2998	174	15.2	169	"	18	13.9	175
<u>HAMPSHIRE</u>							
Bloomsbury Farms Bloomsbury 674-3307	31	14.1	174	"	1	12.9	210
Papenhuyzen, C. Stony Plain 963-4358	38	14.0	175	"	7	13.9	166
<u>DUROC</u>							
Maschmeyer, G. Bruderheim 998-2845	38	15.5	151	"	4	17.1	161

BREEDER ADDRESS & TELEPHONE NUMBER	12 MONTH AVERAGE			PROBE PERIOD			
	# PROBED	BACKFAT (mm)	AGE (days)	DATE	# PROBED	AVG. B.F.	AVG. AGE
<u>CROSSBRED</u>							
Gwynne Vista Farms Gwynne 352-2998	181	15.4	168	November 16 - 30	10	14.8	174
Jacobsson, G. Neerlandia 674-4867	155	16.9	164	"	25	15.5	171
Ranchview Test Barn Bentley 748-3802	(Not Available)			"	5	14.6	162
Ranchview Farms "B" Bentley 748-3802	668	16.2	169	"	53	14.4	174
West, N. & T.J. Radway 736-3790	226	16.9	164	"	11	17.0	165



# Alberta Swine Improvement Program

CANADIANA

JAN 13 1987

HOME TEST REPORT  
December 1 - 15, 1986

This report contains a list of boars and gilts which completed the ultrasonic home test during the past two weeks. It is available to pig producers as an aid in selecting quality breeding stock. Information in the report is intended to reflect the relative potential breeding worth of animals listed in terms of economic traits measured. These traits are carcass quality in terms of backfat and growth rate from birth to 90 kg.

## Information Reported

1. Information listed for each tested pig consists of: (a) breeder; (b) sire identification and EBV; (c) pig identification; (d) age (days) adjusted to 90 kg liveweight; (e) average backfat (mm) adjusted to 90 kg and (f) index of the pig compared to its contemporaries.
2. Home test herd averages are shown where 20 or more pigs by sex and breed were tested from the herd during the previous twelve month period. This average is the one against which all pigs in the current report are indexed. Animals of average economic merit will index 100. Boars or gilts with superior performance will be reflected by an index over 100.
3. It is important to remember that between-herd comparisons should not be made on the basis of home test data. Differences in environment, nutrition and management between farms will render such comparisons invalid.
4. Between herd comparisons should be made on the basis of the sires Estimated Breeding Values (EBV). EBV's are an estimate of the genetic value of the sire for backfat (mm at 90 kg) and growth rate (days to 90 kg). They are obtained by comparing the performance of each sire and of their relatives compared to all other sires and dams in Western Canada using a computer statistical model called the best linear unbiased prediction (BLUP) method. Across herd comparisons of sire EBV's are valid because the management of the herd in which each record was obtained has been corrected for. EBV's are based on 0, which is the average for Western Canada, the greater the negative number the more likely the sire's progeny will genetically reduce backfat and/or age. The greater the positive EBV's the greater the likelihood the sire's progeny will show genetic increase in backfat and/or growth rate. Where no EBV's are shown, sires are too new to have been evaluated.
5. EBV's are available for dams from the breeders on the program. The Pork Industry Branch also has EBV's from other regions in Canada.

## How To Use This Report

(See Reverse)

How To Use This Report

BOARS

1. Find a sire which exhibits those performance EBV's that you consider most important in the breed that fits into your intended breeding program.
2. Narrow your field of farms due to distance, health considerations, etc.
3. Find the highest indexing boar(s) from the sire you have chosen and phone the breeder to ascertain if they are available and physically sound, cost, etc.
4. Go examine the boar(s) yourself if you wish to make a final judgement to close the sale.

GILTS

1. Determine what breeds or crossbreds will fit in best to your intended breeding program.
2. Limit your choices of farms due to distance, health status, etc.
3. Find the farm(s) with the best overall performance in the breed(s) you have identified and phone them as to availability, price, etc.
4. Visit the farm yourself to make final determination regarding soundness and suitability, etc.

The animals reported have not been evaluated for physical or breeding soundness and health status. These assessments must be made by the selector.

Prepared by: Lajos Hajdu  
Senior Swine Technician  
Alberta Agriculture, Pork Industry Branch  
#204, 7000 - 113 Street  
EDMONTON, Alberta  
T6H 5T6  
Phone: 427 - 5319



## BOARS

BREEDER TELEPHONE	SIRE IDENTIFICATION	SIRE E.B.V.		PIG IDENTIFICATION	BACKFAT (MM) TO 90 KG	AGE DAYS TO 90 KG	INDEX
		FAT (MM)	AGE (DAYS)				
<u>YORKSHIRE</u>							
ra Farms Ltd. Totoks 88-7741	12 month average			156 pigs	(14.7)	(162)	100
	ARHL 521T			ARHL 504U	15.9	162	87
	"			" 505U	13.1	164	116
	"			" 506U	11.5	170	126
	"			" 557U	15.3	152	111
	"			" 558U	17.0	151	99
	"			" 559U	15.2	156	104
	"			" 560U	13.7	154	126
	"			" 570U	14.0	145	138
	"			" 571U	16.2	146	109
	"			" 589U	15.2	145	122
	"			" 590U	14.8	143	130
raat, J. oaldale 27-9757	12 month average			132 pigs	(11.6)	(147)	100
	ANZI 832S	-2.1	+3.3	ARBF 360U	9.5	191	40
	ANZI 3461R (2)	-1.8	-7.4	" 404U	12.4	174	44
	ANZI 832S	-2.1	+3.3	" 450U	10.5	155	95
	ANZI 3863P	-1.8	+7.5	" 454U	12.3	160	71
	ANZI 1712S	-0.8	+8.3	" 499U	10.7	143	116
	ANZI 3863P	-1.8	+7.5	" 523U	15.7	125	105
	"	"	"	" 524U	12.7	136	110
	"	"	"	" 525U	12.6	140	105
	"	"	"	" 586U	15.6	124	106
	ANZI 832S	-2.1	+3.3	" 595U	14.8	129	105
Brownlee, J. airy Hill 768-2313	12 month average			91 pigs	(13.9)	(158)	100
	AHKP 0850S			AHKP 317U	18.6	162	38
	"			" 330U	16.3	146	87
	"			" 331U	16.1	155	76
	"			" 332U	14.6	161	88
	"			" 335U	13.7	158	102
	"			" 336U	13.4	153	113
	"			" 337U	17.2	162	56
	"			" 338U	15.5	150	92
	"			" 340U	16.8	154	71
	"			" 342U	17.8	158	54
	"			" 343U	18.4	164	39
	"			" 346U	17.1	155	66
	"			" 377U	13.7	150	113
	"			" 387U	15.2	140	109
	"			" 395U	14.4	139	120
	"			" 396U	13.0	131	147

BREEDER & TELEPHONE	SIRE IDENTIFICATION	SIRE E.B.V.		PIG IDENTIFICATION	BACKFAT (MM) TO 90 KG	AGE DAYS TO 90 KG	T.M.
		FAT (MM)	AGE (DAYS)				
Five Lakes Farms Mayerthorpe 786-4373	12 month average			180 pigs	(13.9)	(165)	10
	AOET 1395S	+0.1	-2.3	JKAA 7003U	12.0	185	8
	JKAA 1021T			" 8002U	9.7	176	11
	"			" 8005U	10.9	170	12
	JKAA 0792P	-0.2	-1.2	" 9101U	10.7	150	17
	"	"	"	" 9102U	12.4	150	18
	"	"	"	" 9105U	9.0	150	30
	JKAA 994U			" 9202U	12.0	153	31
	JKAA 0792P	-0.2	-1.2	" 9402U	10.4	166	33
	"	"	"	" 9404U	12.8	155	33
	"	"	"	" 9406U	10.9	149	34
	JKAA 982S	+0.3	-3.9	" 9801U	13.0	145	34
	"	"	"	" 9805U	12.0	151	34
	JKAA 1141T			" 10001U	11.4	146	34
	JKAA 982S	+0.3	-3.9	" 10502U	15.0	154	30
Matejka, G. Sylvan Lake 887-2656	12 month average			135 pigs	(13.9)	(153)	10
	RITR 655S	-1.5	-4.5	KKEF 1543U	11.7	164	10
	"	"	"	" 1544U	13.7	160	9
	ACUT 124T			" 1554U	13.2	167	8
	KKEF 2641S			" 1560U	11.5	166	9
	"			" 1561U	12.1	171	8
	RITR 655S	-1.5	-4.5	" 1570U	12.3	165	9
	"	"	"	" 1572U	12.7	168	8
	KKEF 2641S			" 1583U	10.4	159	10
	KKEF 562S	+0.2	-5.3	" 1590U	12.6	170	8
	"	"	"	" 1591U	11.8	168	9
	"	"	"	" 1593U	12.4	176	7
	"	"	"	" 1594U	12.2	167	0
	KKEF 2193S	-1.4	-6.1	" 1614U	12.6	171	8
	"	"	"	" 1617U	11.7	168	0
	KKEF 3370S	+0.5	-6.4	" 1640U	10.5	150	13
	"	"	"	" 1644U	10.9	150	13
	KKEF 2186S	-0.7	-3.7	" 1672U	14.0	147	11
	"	"	"	" 1674U	14.2	154	9
	"	"	"	" 1675U	13.5	152	10
	"	"	"	" 01673U	13.1	155	10
	KKEF 222S	-1.1	-3.8	" 1691U	13.7	152	10
	"	"	"	" 1694U	13.5	151	10
	KKEF 562S	+0.2	-5.3	" 1700U	11.7	156	11
	KKEF 2186S	-0.7	-3.7	" 1720U	13.3	153	10
	RITR 655S	-1.5	-4.5	" 1750U	12.7	147	12
	KKEF 2701S	-1.5	-10.1	" 1773U	13.4	155	10
ACUT 384S	-1.7	-0.9	" 1780U	11.4	147	13	
"	"	"	" 1781U	12.6	149	11	
"	"	"	" 1790U	12.4	162	9	

BREEDER & TELEPHONE	SIRE IDENTIFICATION	SIRE E.B.V.		PIG IDENTIFICATION	BACKFAT (MM) TO 90 KG	AGE DAYS TO 90 KG	IND
		FAT (MM)	AGE (DAYS)				
McCarthy, J. Lindale 542-4531	12 month average			32 pigs	(14.7)	(147)	100
	ASZT 44T			ASZT 167U	16.3	134	118
	"			" 168U	17.1	148	78
	"			" 169U	17.0	145	83
	"			" 0160U	16.9	142	90
	"			" 0161U	16.7	145	86
	"			" 172U	16.7	144	82
	"			" 173U	17.1	135	107
	"			" 174U	16.0	135	117
	"			" 175U	18.6	142	76
Milne, B. Ponoka 783-6695	12 month average			129 pigs	(14.4)	(153)	100
	AMBW 514S (1)			MILN 473U	14.0	147	134
	"			" 477U	13.0	148	127
	KKEF 1490T (1)			" 489U	12.5	141	146
	"			" 490U	12.7	146	134
	AMBW 514S (1)			" 486U	11.9	168	106
	"			" 496U	16.3	141	96
	"			" 497U	15.5	142	106
Reiter Farms Iron Springs 738-4472	12 month average			88 pigs	(14.5)	(159)	100
	RITR 440T			RITR 844S	13.3	150	123
	KKEF 1053S	-2.5	-5.0	" 854U	13.5	156	114
	AMBW 514S (1)			" 862U	15.4	168	80
	JKAA 561S (1)	-1.2	-11.4	" 893U	9.8	155	147
	"	"	"	" 895U	13.4	148	126
	"	"	"	" 896U	11.3	155	134
	"	"	"	" 897U	11.0	150	144
	KKEF 1053S	-2.5	-5.0	" 905U	13.0	157	116
	KKEF 440T			" 914U	10.4	155	142
	RITR 664T			" 923U	10.7	146	153
	KKEF 440T			" 937U	11.1	152	146
	ACUT 297T			" 943U	11.8	147	141
	RITR 664T			" 954U	11.4	167	116
	ACUT 297T			" 963U	12.1	148	157
	"			" 964U	15.1	143	118
	KKEF 1053S	-2.5	-5.0	" 972U	12.1	163	116
	"	"	"	" 973U	15.2	160	92
	"	"	"	" 974U	11.3	160	127
	JKAA 561S (1)	-1.2	-11.4	" 986U	15.9	161	83
	"	"	"	" 987U	13.1	142	138
	KKEF 2566S	-2.7	-3.4	" 993U	13.1	138	143
	ACUT 297T			" 1003U	11.0	154	159
	KKEF 1053S	-2.5	-5.0	" 1013U	10.7	148	150

BREEDER & TELEPHONE	SIRE IDENTIFICATION	SIRE E.B.V.		PIG IDENTIFICATION	BACKFAT (MM) TO 90 KG	AGE DAYS TO 90 KG	INDEX
		FAT (MM)	AGE (DAYS)				
Reiter Farms (continued)	KKEF 1053S	-2.5	-5.0	RITR 1014U	11.4	142	113
	"	"	"	" 1015U	11.4	149	113
	"	"	"	" 1025U	13.3	140	139
	"	"	"	" 1026U	14.2	155	108
	12 month average			34 pigs	(14.0)	(164)	100
Rice, R. Ardrossan 998-2794	JKAA 561S (1)	-1.2	-11.4	AHPZ 155U	12.9	163	112
	"	"	"	" 161U	15.3	163	88
	AHPZ 26S	-0.8	+4.3	" 171U	13.7	164	103
	"	"	"	" 172U	17.1	155	81
	"	"	"	" 173U	13.8	151	117
	12 month average			43 pigs	(15.5)	(157)	100
Roeske, M. Alcomdale 939-4938	KKEF 532T			ROSE 313U	14.8	148	120
	"			" 324U	15.4	137	131
	"			" 325U	17.6	144	99
	"			" 329U	16.1	144	113
	12 month average			23 pigs	(15.2)	(145)	
Vandenberg, J. Camrose 672-6177	ASCG 121T			ASCG 174U	12.4	164	103
	"			" 175U	13.7	164	89
	"			" 180U	13.1	172	85
	"			" 184U	11.9	178	88
	ASCG 54T			" 200U	14.1	169	78
	"			" 201U	14.7	170	70
	"			" 202U	14.4	165	80
	"			" 204U	15.0	172	64
	"			" 205U	12.4	164	104
	"			" 206U	15.0	169	68
	"			" 207U	14.5	172	69
	12 month average			(Not Available)			
Weber Farms Ltd. Castor 882-2572	KKEF 440T			AWGF 517U	17.6	163	
<u>LANDRACE</u>							
	12 month average			187 pigs	(13.7)	(161)	100
Agra Farms Ltd. Okotoks 938-7741	ARHL 1046S	-2.9	+13.2	ARHL 439U	13.5	178	74
	"	"	"	" 468U	11.4	187	83
	"	"	"	" 480U	12.9	168	97
	"	"	"	" 520U	15.2	164	77

BREEDER TELEPHONE	SIRE IDENTIFICATION	SIRE E.B.V.		PIG IDENTIFICATION	BACKFAT (MM) TO 90 KG	AGE DAYS TO 90 KG	INDEX
		FAT (MM)	AGE (DAYS)				
Gra Farms Ltd. (continued)	ARHL 1046S	-2.9	+13.2	ARHL 521U	13.0	157	114
	"	"	"	" 537U	14.1	162	84
	DLDA 557S (1)	-0.1	-6.0	" 552U	12.4	154	126
	"	"	"	" 553U	13.5	166	94
Barrett, R. & A. Bonoka 83-5192	12 month average			113 pigs	(16.1)	(136)	100
	ROYS 264S	+2.1	+1.1	ROYS 0330U	14.3	148	56
	"	"	"	" 339U	17.5	150	55
	"	"	"	" 340U	17.6	153	47
	"	"	"	" 341U	17.0	153	54
	"	"	"	" 342U	16.5	156	52
	ROYS 94T			" 350U	13.8	130	142
	"			" 352U	13.8	140	120
	"			" 353U	13.5	135	135
	ARHL 313T (1)			" 362U	16.4	130	111
	"			" 363U	15.2	122	142
	ROYS 94T			" 349U	14.5	144	103
	ARHL 313T (1)			" 361U	16.0	137	160
	"			" 364U	15.7	143	90
	"			" 365U	15.7	138	102
	ROYS 94T			" 374U	14.1	140	116
	"			" 375U	14.0	127	146
	"			" 376U	14.3	136	123
Boat, J. Coaldale 27-9757	12 month average			31 pigs	(13.5)	(149)	100
	ASDZ 541S	+0.5	-5.2	ARBF 383U	12.9	172	67
	"	"	"	" 479U	14.5	156	79
Lakeland College Vermilion 853-4196	12 month average			90 pigs	(14.4)	(170)	100
	JBFA 2S (1)	-1.0	-13.4	ATAT 353U	16.2	189	54
	ROYS 101S	-0.9	+5.3	" 371U	14.5	172	96
	"	"	"	" 382U	16.9	177	62
	JBFA 2S (1)	-1.0	-13.4	" 392U	14.8	153	118
	"	"	"	" 393U	16.3	166	83
	"	"	"	" 394U	15.4	168	92
	DLDA 557S (1)	-0.1	-6.0	" 400U	12.7	156	138
	DASA 871S	+0.5	-9.4	" 411U	15.3	148	119
	"	"	"	" 412U	15.2	149	119
	"	"	"	" 413U	14.7	149	125
	"	"	"	" 414U	16.2	168	82
	JBFA 2S (1)	-1.0	-13.4	" 428U	15.5	143	124
	"	"	"	" 439U	14.1	147	134
	"	"	"	" 440U	18.0	153	87

BREEDER & TELEPHONE	SIRE F.B.V.		AGE (DAYS)	PIG IDENTIFICATION	BACKFAT (MM) TO 90 KG	AGE DAYS TO 90 KG	INDEX
	SIRE IDENTIFICATION	FAT (MM)					
Matejka, T. Sylvan Lake 887-2656	12 month average			31 pigs	(15.2)	(156)	100
	TONY 2320T			TONY 1684U	11.9	156	118
McCarthy, K. Lindale 542-4531	12 month average			(Not Available)			
	KATH 7T			KATH 34U	12.4	129	
	"			" 36U	13.4	134	
Milne, B. Ponoka 783-6695	12 month average			28 pigs	(13.7)	(145)	100
	AOUD 1764S (1)			MILN 452U	13.5	156	86
	"			" 454U	13.3	165	75
	"			" 455U	12.8	165	80
	"			" 457U	13.2	173	65
	"			" 456U	13.7	187	47
Five Lakes Farms Mayerthorpe 786-4373	12 month average			121 pigs	(14.6)	(156)	
	JA 210T			JA 8302U	8.8	180	131
	JA 242T			" 8401U	12.3	175	98
	"			" 8404U	12.1	177	98
	KR 1303S	-2.1	+1.1	" 9301U	12.0	157	129
	"	"	"	" 9304U	11.0	153	146
	JA 33T			" 9701U	13.7	142	131
	"			" 9702U	12.0	152	136
	"			" 10102U	10.2	144	169
	"			" 10301U	11.2	147	153
	JA 110T			" 10401U	12.5	155	126
	"			" 10404U	11.2	150	148
	JA 503R	+0.2	+7.7	" 10701U	12.0	142	151
	JA 110T			" 11201U	8.9	155	167
	"			" 11202U	11.5	148	148
"			" 11203U	12.5	141	147	
<u>HAMPSHIRE</u>							
Brownlee, J. Hairy Hill 768-2313	12 month average			54 pigs	(12.1)	(178)	100
	AJCM 1242R	+0.4	-0.3	AHKP 282U	14.3	179	66
	JKAA 811R	+0.4	-3.1	" 324U	16.0	163	64
Five Lakes Farms Mayerthorpe 786-4373	12 month average			89 pigs	(13.7)	(165)	100
	AJCM 1481S			JKAA 7901U	8.6	175	157
	"			" 7902U	9.0	171	157
			JKAA 351T	NP 8704U	12.0	161	128

BREEDER TELEPHONE	SIRE IDENTIFICATION	SIRE E.B.V.		PIG IDENTIFICATION	BACKFAT (MM) TO 90 KG	AGE DAYS TO 90 KG	INDIA
		FAT (MM)	AGE (DAYS)				
Five Lakes Farms (continued)	JKAA 941T			JKAA 8801U	9.9	163	154
	AJCM 1003S	-0.6	-1.3	" 9001U	11.1	152	150
	"	"	"	" 9002U	11.1	159	142
	"	"	"	" 9005U	8.3	158	181

DUROC

Hert, M. Harrhead 74-3953	12 month average			20 pigs	(14.2)	(164)	100
	AHPZ 162S	-1.8	-2.7	BART 61U	15.9	165	65
	BART 143S			" 62U	16.3	142	98
	"			" 64U	19.5	146	25
	"			" 66U	16.3	142	98
"			" 68U	16.7	144	86	
Hraat, J. Haldale 27-9757	12 month average			33 pigs	(12.8)	(151)	100
	ARBF 64T			ARBF 417U	15.3	165	27
	"			" 418U	13.2	155	84
	ARBF 64T			" 503U	16.0	161	28
"			" 504U	13.6	153	84	
Hice, R. Hrdrossan 98-2794	12 month average			25 pigs	(13.2)	(169)	100
	ARVY 551S	-0.4	+1.7	AHPZ 146U	15.7	183	41
	AOZM 99S (2)	+0.3	-1.4	" 153U	13.2	187	57
Handenber, J. Hamrose 72-6177	12 month average			28 pigs	(15.2)	(145)	100
	ASCG 71T			ASCG 131U	13.6	171	51
	ASCG 91T			" 352U	17.0	133	87

CROSSBRED

Hraat, J. Haldale 27-9757	12 month average			79 pigs	(12.9)	(145)	100
	ARBF 64T			461U	10.3	142	128
	"			484U	14.3	143	92
	ARBF 656T			491U	12.7	132	126
	"			492U	11.3	132	138
	"			511U	13.2	143	101
	"			512U	14.8	142	89
	"			513U	12.0	132	132
	"			514U	11.4	131	139
	ARBF 64T			533U	12.9	136	117
	"			534U	12.0	141	116
"			535U	12.2	135	125	


BREEDER & TELEPHONE	SIRE IDENTIFICATION	SIRE E.B.V.		PIG IDENTIFICATION	BACKFAT (MM) TO 90 KG	AGE DAYS TO 90 KG	INT
		FAT (MM)	AGE (DAYS)				
Braat, J. (continued)	ARBF 64T			536U	13.4	139	10
	"			537U	13.0	140	10
	"			557U	13.2	124	10
	"			558U	12.6	124	10
	"			559U	15.0	119	10
	"			560U	12.4	123	14
Groot, C. Neerlandia 674-4077	12 month average			95 pigs	(14.8)	(167)	10
	3523			4671U	13.7	184	8
	"			4673U	10.9	184	12
	"			4674U	11.6	174	12
	3083			4740U	13.8	158	12
	"			4741U	14.2	168	10
	"			4742U	14.6	170	9
	AMBW 514S (1)			4760U	12.8	158	13
	"			4763U	10.7	158	16
	"			4770U	10.4	155	17
	"			4771U	13.1	155	13
	"			4773U	10.9	155	16
	"			4775U	11.8	158	15
	"			4777U	12.9	162	14
	3510			4782U	12.8	168	12
61			4864U	13.7	144	14	
Morinville Colony Morinville 939-2118	12 month average			20 pigs	(13.9)	(181)	10
	AREE 432S			504U	12.6	164	13
	MATT			513U	12.5	161	14
	"			514U	14.1	155	13
	"			515U	13.0	168	12
	MARK			519U	11.7	153	16
	ARHL 948S			521U	11.6	148	17
	AREE 250S			529U	11.7	153	16
	ARHL 730R	-0.6	-0.8	540U	11.7	144	17
	GARY 10S			559U	15.9	151	12
	AREE 432S			564U	13.1	151	15
	ASUS 30T			607U	16.8	133	14
Ranchview Test Barn Bentley 748-3802	12 month average			1576 pigs	(13.7)	(151)	10
	RFAA 111S			RFAA 1982U	12.6	164	8
	"			" 1984U	15.3	169	4
	"			" 1985U	14.7	171	4
	RFAA 110S			" 2001U	14.0	167	6
"			" 2002U	11.5	163	10	



BREEDER & TELEPHONE	SIRE IDENTIFICATION	SIRE E.B.V.		PIG IDENTIFICATION	BACKFAT (MM) TO 90 KG	AGE DAYS TO 90 KG	LW (KG)
		FAT (MM)	AGE (DAYS)				
Ranchview Test Barn (continued)	RFAA 103S			" 2011U	14.8	166	62
	"			" 2013U	13.4	170	62
	"			" 2014U	13.1	168	70
	RFAA 2165T			" 2022U	11.6	167	81
	"			" 2023U	12.6	163	87
	"			" 2025U	12.1	167	84
	"			" 2031U	11.1	164	103
	"			" 2034U	11.5	163	100
	"			" 2035U	11.1	154	124
	"			" 2036U	11.8	162	98
	RFAA 2162T			" 2041U	13.6	160	81
	"			" 2044U	13.7	153	94
	RFAA 2219S			" 2051U	14.5	173	44
	"			" 2054U	12.8	168	74
	"			" 2055U	10.5	182	73
	"			" 2056U	13.3	168	68
	"			" 2057U	12.7	164	84
	"			" 2058U	15.3	157	67
	"			" 2063U	13.1	162	83
	"			" 2065U	14.7	160	68
	RFAA 3972S			" 2071U	10.9	163	108
	"			" 2072U	12.0	160	101
	RFAA 2162T			" 20810U	15.3	163	54
	RFAA 1791T			" 2093U	17.1	168	21
	RFAA 1278N			" 2112U	13.9	168	60
	"			" 2113U	14.0	162	72
	"			" 2117U	14.2	157	79
	"			" 2134U	14.8	159	69
	"			" 2142U	11.7	155	114
	RFAA 111S			" 1981U	13.8	174	48
	RFAA 2219S			" 2052U	14.6	172	42
	RFAA 1278N			" 2116U	12.0	169	82
	RFAA 3901S			" 2180U	11.3	161	107
	"			" 2182U	13.3	160	84
	"			" 2183U	14.4	170	51
	"			" 2184U	12.0	160	100
	RFAA 111S			" 2202U	13.2	163	86
	"			" 2211U	14.6	160	70
	"			" 2222U	14.6	159	72
	"			" 2223U	15.1	162	59
	"			" 2224U	12.4	159	98
	"			" 2225U	15.4	159	62
"			" 02221U	14.6	159	72	
"			" 02222U	12.9	159	93	
"			" 02224U	13.6	166	68	
RFAA 2163T			" 2241U	15.3	168	43	
"			" 2243U	13.5	163	71	

BREEDER & TELEPHONE	SIRE IDENTIFICATION	SIRE E.B.V.		PIG IDENTIFICATION	BACKFAT (MM) TO 90 KG	AGE DAYS TO 90 KG	IND
		FAT (MM)	AGE (DAYS)				
Ranchview Test Barn (continued)	RFAA 2163T			RFAA 2244U	14.8	165	5
	"			" 02241U	13.5	163	7
	RFAA 671P			" 2255U	13.7	156	8
	RFAA 11S			" 2271U	12.9	154	10
	RFAA 103S			" 2285U	12.7	172	6
	RFAA 110S			" 2314U	13.8	157	8
	"			" 2315U	13.7	162	7
	RFAA 2162T			" 2324U	13.2	161	8
	RFAA 1791T			" 2331U	15.2	173	2
	"			" 2335U	15.4	167	4
	RFAA 2162T			" 2344U	13.1	157	9
	"			" 2347U	13.0	162	8
	RFAA 111S			" 2351U	13.1	151	10
	"			" 2353U	16.0	160	5
	RFAA 110S			" 2361U	15.6	175	2
"			" 2362U	13.1	153	10	
"			" 2363U	15.6	175	2	
Ranchview Farms "B" Bentley 748-3802	12 month average			238 pigs	(14.7)	(158)	10
	DLDA 557S (1)	-0.1	-6.0	RFAA 2805U	11.6	181	8
	RFAA 2259T			" 2877U	11.4	190	7
	GIP 911P (1)	-2.5	-0.6	" 2977U	11.6	173	10
	RFAA 5479S			" 3144U	16.3	173	5
	"			" 3146U	13.2	166	10
	"			" 3147U	11.5	182	8
	RFAA 2259T			" 3166U	14.6	163	9
	RFAA 97T			" 3171U	12.0	161	11
	"			" 3173U	11.9	167	10
	RFAA 24811S			" 3205U	16.3	161	8
	RFAA 3049T			" 3227U	12.4	163	11
	"			" 3249U	11.6	160	12
	RFAA 4669R			" 3287U	14.5	164	9
	RFAA 6438R			" 3418U	15.5	168	7
	ARHL 313T (1)			" 3666U	14.6	153	10
	"			" 36612U	12.8	161	11
	RFAA 5479S			" 3686U	17.2	167	6
	"			" 3689U	15.8	165	7
	RFAA 97T			" 3978U	13.3	162	10
	RFAA 575S			" 40010U	16.5	165	7
	ARHL 313T (1)			" 4023U	14.1	159	10
	"			" 4025U	15.5	147	11
	"			" 4026U	15.5	155	9
	"			" 4029U	14.8	154	10
	"			" 40210U	14.3	151	11
	RFAA 2259T			" 4046U	15.5	151	10

BREEDER & TELEPHONE	SIRE IDENTIFICATION	SIRE E.B.V.		PIG IDENTIFICATION	BACKFAT (MM) TO 90 KG	AGE (DAYS)	ACF DAYS TO 90 KG
		FAT (MM)	AGE (DAYS)				
Vandenberg, J. Camrose 672-6177	12 month average			(Not Available)			
	ASCG 91T			262U	16.4		165
	"			270U	15.4		188
	"			271U	14.8		173
	"			272U	14.7		169
	"			313U	14.6		187
	"			318U	13.8		177
	ASCG 63T			320U	14.2		138
	"			321U	15.0		148
	"			323U	14.5		143
Woelk Farms, Unit #1 Millet 387-4801	12 month average			(Not Available)			
	JKAA 561S (1)	-1.2	-11.4	7604U	10.7		177
	"	"	"	7606U	13.0		192
	KR 8905S			8408U	12.8		158
	JKAA 561S (1)	-1.2	-11.4	8602U	12.9		157
	"	"	"	8604U	11.9		157
	"	"	"	8608U	13.5		151
	"	"	"	8610U	11.0		150
	CDAO 153T (1)			8910U	17.1		154
	"			8912U	17.9		160
Woelk Farms, Unit #2 Millet 387-4801	12 month average			(Not Available)			
	ARVY 557S (1)	-0.5	-1.8	7402U	15.2		184
	"	"	"	7404U	12.4		178
	CDAL 6987T (1)			8304U	13.7		152



## GILTS

BREEDER ADDRESS & TELEPHONE NUMBER	12 MONTH AVERAGE			PROBE PERIOD			
	# PROBED	BACKFAT (mm)	AGE (days)	DATE	# PROBED	AVG. B.F.	AVG. AGE
<u>YORKSHIRE</u>							
Agra Farms Ltd. Okotoks 938-7741	189	15.3	164	December 1 - 15	15	15.0	154
Baert, M. Barrhead 674-3953	22	15.6	160	"	6	12.9	158
Braat, J. Coaldale 327-9757	346	12.5	155	"	24	12.2	152
Brownlee, J. Hairy Hill 768-2313	83	15.0	164	"	6	18.6	156
Five Lakes Farms Mayerthorpe 786-4373	201	15.3	172	"	8	14.0	166
Matejka, G. Sylvan Lake 887-2656	391	15.1	171	"	30	12.7	183
McCarthy, J. Lindale 542-4531	72	15.8	156	"	9	18.7	147
Milne, B. Ponoka 783-6695	168	15.8	159	"	12	13.8	154
Reiter Farms Iron Springs 738-4472	173	15.7	164	"	14	14.1	166
Rice, R. Ardrossan 997-2794	43	14.9	169	"	7	16.2	158
Roeske, M. Alcomdale 939-4938	222	17.7	168	"	19	16.5	153

BREEDER ADDRESS & TELEPHONE NUMBER	12 MONTH AVERAGE			PROBE PERIOD			
	# PROBED	BACKFAT (mm)	AGE (days)	DATE	# PROBED	AVG. B.F.	AVG. AGE
Vandenberg, J. Camrose 672-6177	24	16.1	148	December 1 - 15	12	13.5	171
Weber Farms Ltd. Castor 882-2572	(Not Available)			"	6	15.8	182
<u>LANDRACE</u>							
Agra Farms Ltd. Okotoks 938-7741	232	14.2	162	"	15	12.9	169
Barrett, R. & A. Ponoka 783-5192	158	17.1	143	"	18	16.5	146
Braat, J. Coaldale 327-9757	40	14.7	156	"	4	14.0	166
Lakeland College Vermilion 853-4196	128	15.4	170	"	12	15.3	160
Matejka, T. Sylvan Lake 887-2656	30	15.8	176	"	4	12.1	186
McCarthy, K. Lindale 542-4531	(Not Available)			"	6	14.3	143
Milne, B. Ponoka 783-6695	37	14.7	151	"	8	13.4	168
Morinville Colony Morinville 939-2118	22	14.1	155	"	3	17.1	139
<u>LACOMBE</u>							
Five Lakes Farms Mayerthorpe 786-4373	120	16.2	170	"	17	14.1	170

BREEDER ADDRESS & TELEPHONE NUMBER	12 MONTH AVERAGE			PROBE PERIOD			
	# PROBED	BACKFAT (mm)	AGE (days)	DATE	# PROBED	AVG. B.F.	AVG. AGE
Jacobsson, G. Neerlandia 674-4867	(Not Available)			December 1 - 15	2	16.0	160
<u>HAMPSHIRE</u>							
Five Lakes Farms Mayerthorpe 786-4373	91	14.7	174	"	19	12.2	174
<u>DUROC</u>							
Braat, J. Coaldale 327-9757	31	14.0	154	"	1	19.2	147
Rice, R. Ardrossan 998-2794	20	15.2	174	"	1	13.4	171
<u>CROSSBRED</u>							
Baert, M. Barrhead 674-3953	179	17.9	148	"	12	14.8	150
Braat, J. Coaldale 327-9757	73	14.0	150	"	3	12.8	129
Groot, C. Neerlandia 674-4077	92	15.6	168	"	20	13.1	160
Jacobsson, G. Neerlandia 674-4867	155	16.9	164	"	26	14.7	172
Milne, B. Ponoka 783-6695	303	15.7	156	"	41	13.8	153
Morinville Colony Morinville 939-2118	149	15.3	183	"	27	13.8	161

BREEDER ADDRESS & TELEPHONE NUMBER	12 MONTH AVERAGE			PROBE PERIOD			
	# PROBED	BACKFAT (mm)	AGE (days)	DATE	# PROBED	AVG. R.F.	AVG. AGE
Old House Farms Neerlandia 674-5453	156	14.3	173	December 1 - 15	12	13.8	172
Olds College Olds 556-8393	386	15.7	165	"	21	14.8	159
Ranchview Test Barn Bentley 748-3802	41	15.5	163	"	18	14.0	172
Ranchview Farms "B" Bentley 748-3802	668	16.2	169	"	77	15.8	171
Weber Farms Ltd. Castor 882-2572	74	15.3	158	"	7	17.6	154
Woelk Farms, Unit 1 Millet 387-4801	92	17.4	176	"	13	16.9	169
Woelk Farms, Unit 2 Millet 387-4801	86	17.1	174	"	8	15.6	174



# Alberta Swine Improvement Program

CANADIANA

JAN 22 1987

HOME TEST REPORT  
December 16 - 31, 1986

This report contains a list of boars and gilts which completed the ultrasonic home test during the past two weeks. It is available to pig producers as an aid in selecting quality breeding stock. Information in the report is intended to reflect the relative potential breeding worth of animals listed in terms of economic traits measured. These traits are carcass quality in terms of backfat and growth rate from birth to 90 kg.

## Information Reported

1. Information listed for each tested pig consists of: (a) breeder; (b) sire identification and EBV; (c) pig identification; (d) age (days) adjusted to 90 kg liveweight; (e) average backfat (mm) adjusted to 90 kg and (f) index of the pig compared to its contemporaries.
2. Home test herd averages are shown where 20 or more pigs by sex and breed were tested from the herd during the previous twelve month period. This average is the one against which all pigs in the current report are indexed. Animals of average economic merit will index 100. Boars or gilts with superior performance will be reflected by an index over 100.
3. It is important to remember that between-herd comparisons should not be made on the basis of home test data. Differences in environment, nutrition and management between farms will render such comparisons invalid.
4. Between herd comparisons should be made on the basis of the sires Estimated Breeding Values (EBV). EBV's are an estimate of the genetic value of the sire for backfat (mm at 90 kg) and growth rate (days to 90 kg). They are obtained by comparing the performance of each sire and of their relatives compared to all other sires and dams in Western Canada using a computer statistical model called the best linear unbiased prediction (BLUP) method. Across herd comparisons of sire EBV's are valid because the management of the herd in which each record was obtained has been corrected for. EBV's are based on 0, which is the average for Western Canada, the greater the negative number the more likely the sire's progeny will genetically reduce backfat and/or age. The greater the positive EBV's the greater the likelihood the sire's progeny will show genetic increase in backfat and/or growth rate. Where no EBV's are shown, sires are too new to have been evaluated.
5. EBV's are available for dams from the breeders on the program. The Pork Industry Branch also has EBV's from other regions in Canada.

## How To Use This Report

(See Reverse)

/2 . . .



Agriculture  
Canada

Alberta  
AGRICULTURE

How To Use This Report

BOARS

1. Find a sire which exhibits those performance EBV's that you consider most important in the breed that fits into your intended breeding program.
2. Narrow your field of farms due to distance, health considerations, etc.
3. Find the highest indexing boar(s) from the sire you have chosen and phone the breeder to ascertain if they are available and physically sound, cost, etc.
4. Go examine the boar(s) yourself if you wish to make a final judgement to close the sale.

GILTS

1. Determine what breeds or crossbreds will fit in best to your intended breeding program.
2. Limit your choices of farms due to distance, health status, etc.
3. Find the farm(s) with the best overall performance in the breed(s) you have identified and phone them as to availability, price, etc.
4. Visit the farm yourself to make final determination regarding soundness and suitability, etc.

The animals reported have not been evaluated for physical or breeding soundness and health status. These assessments must be made by the selector.

Prepared by: Lajos Hajdu  
Senior Swine Technician  
Alberta Agriculture, Pork Industry Branch  
#204, 7000 - 113 Street  
EDMONTON, Alberta  
T6H 5T6  
Phone: 427 - 5319

## BOARS

BREEDER & TELEPHONE	SIRE IDENTIFICATION	SIRE E.B.V.		PIG IDENTIFICATION	BACKFAT (MM) TO 90 KG	AGE DAYS TO 90 KG	INDEX
		FAT (MM)	AGE (DAYS)				
<u>YORKSHIRE</u>							
Agra Farms Ltd.	12 month average			156 pigs	(14.7)	(162)	100
Dkotoks 938-7741	ARHL 827T			ARHL 622U	14.8	153	114
	"			" 623U	13.4	157	125
Braat, J. Coaldale 327-9757	12 month average			132 pigs	(11.6)	(147)	100
	ANZI 1712S	-0.8	+8.3	ARBF 530U	11.7	155	86
	ANZI 3863P	-1.8	+7.5	" 568U	10.8	152	99
	"	"	"	" 569U	9.6	146	119
	"	"	"	" 570U	12.0	152	89
	"	"	"	" 571U	9.3	148	118
	"	"	"	" 572U	12.4	140	106
	ANZI 1712S	-0.8	+8.3	" 578U	13.0	137	106
	ANZI 3863P	-1.8	+7.5	" 585U	10.7	141	119
				" 587U	12.2	140	107
Eringfeld, B. Coaldale 345-3420	12 month average			57 pigs	(14.3)	(165)	100
	KKEF 1304S	-1.8	+0.7	AOGK 411U	15.2	198	53
	"	"	"	" 421U	13.8	189	77
	"	"	"	" 422U	12.4	177	105
	"	"	"	" 431U	13.8	174	95
	"	"	"	" 432U	13.4	179	93
	"	"	"	" 441U	11.7	183	106
	"	"	"	" 511U	13.7	153	121
Five Lakes Farms Mayerthorpe 786-4373	12 month average			180 pigs	(13.9)	(165)	100
	JKAA 0792P	-0.2	-1.2	JKAA 9403U	10.1	186	115
	JKAA 982S	+0.3	-3.9	" 9803U	12.4	159	122
	"	"	"	" 9804U	11.6	159	130
	AOET 1395S	+0.1	-2.3	" 9901U	9.4	159	153
	JKAA 982S	+0.3	-3.9	" 10501U	11.5	169	120
	"	"	"	" 10505U	11.5	169	120
	"	"	"	" 10506U	11.1	156	139
	"	"	"	" 10508U	13.2	161	111
	"	"	"	" 11001U	15.0	150	105
	"	"	"	" 11002U	14.2	161	101
	"	"	"	" 11004U	16.2	167	74
	"	"	"	" 11301U	10.9	161	135
	"	"	"	" 11302U	10.5	158	143

BREEDER & TELEPHONE	SIRE IDENTIFICATION	SIRE E.B.V.		PIG IDENTIFICATION	BACKFAT (MM) TO 90 KG	AGE DAYS TO 90 KG	INDEX
		FAT (MM)	AGE (DAYS)				
Five Lakes Farms (continued)	JKAA 982S	+0.3	-3.9	JKAA 11303U	10.7	172	125
	"	"	"	" 11305U	14.0	156	109
	"	"	"	" 11307U	10.2	158	146
	AOET 1395S	+0.1	-2.3	" 11701U	11.0	157	139
	JKAA 982S	+0.3	-3.9	" 11904U	12.0	149	137
	JKAA 1141T	"	"	" 12002U	11.8	150	138
	JKAA 561S	-1.2	-11.4	" 12203U	11.8	153	135
	"	"	"	" 11204U	10.7	153	146
"	"	"	" 11206U	11.5	147	145	
Gwynne Vista Farms	12 month average			70 pigs	(14.3)	(169)	100
Gwynne 352-2998	KKEF 1490T (1)			GWYN 9104U	13.2	167	111
	BUFA 484S (1)	+0.8	+3.3	" 9201U	12.1	156	138
	"	"	"	" 9206U	14.8	175	85
	GWYN 3003T	-1.9	-4.1	" 9704U	13.8	154	130
	"	"	"	" 9705U	15.2	159	110
	"	"	"	" 9706U	11.8	159	135
Knobben, G. Jarvie 954-2125	12 month average			52 pigs	(12.9)	(152)	100
	AREE 352S	+2.3	-7.8	GARY 350U	13.1	154	93
	"	"	"	" 352U	15.0	146	84
Knobben, J. Jarvie 954-2647	12 month average			82 pigs	(12.7)	(153)	100
	ARHL 206S	-0.6	-0.1	AREE 350U	10.0	169	101
	"	"	"	" 353U	9.3	167	114
	AREE 352S	+2.3	-7.8	" 376U	12.3	151	107
	"	"	"	" 378U	13.6	151	92
	"	"	"	" 410U	15.3	126	117
	"	"	"	" 411U	13.4	137	120
	"	"	"	" 421U	13.4	153	91
	"	"	"	" 422U	13.2	155	89
Maschmeyer, G. Bruderheim 998-2845	12 month average			30 pigs	(13.8)	(140)	100
	DOUG 334T			HILL 103U	13.8	150	85
	"			" 104U	13.7	145	94
	DOUG 132S			" 115U	16.0	143	74
	"			" 116U	16.1	155	54
Milne, B. Ponoka 783-6695	12 month average			129 pigs	(14.4)	(153)	100
	AMBW 514S (1)			MILN 517U	15.8	154	80
	"			" 518U	12.4	147	137
	"			" 519U	14.3	152	104

BREEDER & TELEPHONE	SIRE IDENTIFICATION	SIRE E.B.V.		PIG IDENTIFICATION	BACKFAT (MM) TO 90 KG	AGE DAYS TO 90 KG	INDEX
		FAT (MM)	AGE (DAYS)				
Milne, B. (continued)	AMBW 514S (1)			MILN 520U	11.8	150	140
	MILN 388T			" 531U	12.8	145	135
	"			" 532U	14.2	135	134
	"			" 533U	11.5	140	160
	"			" 534U	12.6	144	139
	ANZI 1913S (1)	-1.2	+0.5	" 537U	14.8	133	129
Papenhuyzen, C. Stony Plain 963-4358	12 month average			(Not Available)			
	ASUS 112S			ASUS 171U	17.7	171	
	"			" 172U	17.5	170	
	"			" 210U	16.7	146	
Reiter Farms Iron Springs 738-4472	12 month average			88 pigs	(14.5)	(159)	100
	RITR 664T			RITR 1045U	11.8	156	127
	ACUT 297T			" 1103U	12.7	148	131
	KKEF 1053S	-2.5	-5.0	" 1116U	14.6	144	121
	"	"	"	" 1117U	12.7	154	123
	"	"	"	" 1118U	12.3	152	130
	RITR 924T			" 1126U	10.9	148	148
	JKAA 561S (1)	-1.2	-11.4	" 1156U	12.9	157	116
	"	"	"	" 1162U	12.4	142	143
	RITR 664T			" 1173U	11.0	153	140
	"			" 1174U	10.7	134	170
	ACUT 297T			" 1186U	16.8	141	107
	KKEF 440T	-1.7	-0.5	" 1215U	12.9	141	141
	"	"	"	" 1216U	13.0	152	123
	"	"	"	" 1247U	11.4	146	146
Vandenberg, J. Camrose 672-6177	12 month average			23 pigs	(15.2)	(145)	100
	ASCG 54T			ASCG 393U	12.4	148	126
	ASCG 44T			" 410U	13.5	144	119
	ASCG 54T			" 420U	15.0	147	100
<u>LANDRACE</u>							
Agra Farms Ltd. Okotoks 938-7741	12 month average			187 pigs	(13.7)	(161)	
	ARHL 1046S	-2.9	+13.2	ARHL 581U	15.9	155	84
	ARHL 311T			" 595U	13.1	154	118
	"			" 596U	14.5	152	105
	"			" 597U	14.6	164	83
	ARHL 832T			" 610U	10.6	153	147
	"			" 611U	13.6	163	97

BREEDER & TELEPHONE	SIRE IDENTIFICATION	SIRE E.B.V.		PIG IDENTIFICATION	BACKFAT (MM) TO 90 KG	AGE DAYS TO 90 KG	INDEX	
		FAT (MM)	AGE (DAYS)					
Agra Farms Ltd. (continued)	ARHL 311T			ARHL 618U	16.8	155	73	
	"			" 619U	14.8	158	91	
	ARHL 832T			" 629U	15.2	155	93	
	"			" 630U	13.3	157	110	
Braat, J. Coaldale 327-9757	12 month average			31 pigs	(13.5)	(149)	100	
	ASDZ 541S	+0.5	-5.2	ARBF 541U	19.1	150	45	
	"	"	"	" 542U	18.1	148	58	
	"	"	"	" 581U	12.9	143	116	
	"	"	"	" 582U	14.0	151	92	
Knobben, J. Jarvie 954-2647	12 month average			(Not Available)				
	GARY 272T			AREE 390U	13.4	157		
	"			" 391U	13.0	149		
	"			" 394U	12.3	164		
West, N. & T.J. Radway 736-3790	12 month average			(Not Available)				
	MCMC 13T			LAST 1U	17.5	154		
<u>LACOMBE</u>								
Five Lakes Farms Mayerthorpe 786-4373	12 month average			121 pigs	(14.6)	(156)	100	
	KR 1303S	-2.1	+1.1	JA 9302U	10.4	177	117	
	JA 110T			" 11208U	10.3	153	154	
	KR 1303S	-2.1	+1.1	" 11402U	10.1	165	139	
	"	"	"	" 11403U	10.7	165	132	
	JA 110T			" 11801U	12.8	158	118	
	CDAO 153T (1)			" 12106U	14.3	149	114	
	KR 1303S	-2.1	+1.1	" 12502U	12.1	147	142	
	"	"	"	" 12503U	12.0	146	145	
	"	"	"	" 12504U	12.0	136	160	
	"	"	"	" 12506U	10.2	151	158	
	"	"	"	" 12507U	12.3	138	154	
	Gwynne Vista Farms Gwynne 352-2998	12 month average			108 pigs	(14.1)	(163)	100
		JA 522S	-1.3	+3.3	KR 10202U	11.4	157	138
"		"	"	" 10203U	12.6	155	130	
"		"	"	" 10205U	11.4	157	138	
"		"	"	" 10206U	12.0	157	131	

BREEDER & TELEPHONE	SIRE IDENTIFICATION	SIRE E.B.V.		PIG IDENTIFICATION	BACKFAT (MM) TO 90 KG	AGE DAYS TO 90 KG	INDEX
		FAT (MM)	AGE (DAYS)				

HAMPSHIRE

Braat, J. Coaldale 327-9757	12 month average			(Not Available)			
	ARBF 656T			ARBF 544U	11.5	144	
	"			" 545U	11.0	155	
	"			" 546U	12.9	150	
	"			" 563U	14.7	148	
	"			" 564U	13.6	151	
	"			" 565U	14.5	150	
	"			" 566U	14.5	142	
	"			" 603U	13.7	142	
	"			" 604U	15.2	146	
Five Lakes Farms Mayerthorpe 786-4373	12 month average			89 pigs	(13.7)	(165)	100
	NP 811T			YAP 10201U	10.5	157	153
	"			" 10202U	9.9	157	161
	"			" 10203U	10.9	169	133
	"			" 10204U	9.5	170	151
	ASUS 57T (1)			JKAA 10602U	11.8	168	122
	"			" 10603U	8.9	154	178
	JKAA 351T			" 11101U	12.4	177	104
	"			" 11104U	11.0	162	140
	"			" 11501U	10.7	170	135
	ASUS 57T (1)			" 12402U	11.4	142	158
	"			" 12403U	11.4	139	161
	"			" 12601U	12.3	143	144
	"			" 12605U	11.0	133	173
	"			" 12606U	12.5	146	138
Papenhuyzen, C. Stony Plain 963-4358	12 month average			(Not Available)			
	AHNB 104R	-0.4	+13.9	ASUS 161U	15.6	195	
Reiter Farms Iron Springs 738-4472	12 month average			(Not Available)			
	AJCM 1481S (1)			RITR 1083U	12.7	155	
	"			" 1084U	14.5	160	
	"			" 1085U	13.1	169	
Rice, R. Ardrossan 998-2794	12 month average			(Not Available)			
	AHPZ 20S	-0.6	-5.5	AHPZ 177U	15.0	157	
	"	"	"	" 178U	12.9	157	
	"	"	"	" 179U	13.3	165	

BREEDER & TELEPHONE	SIRE IDENTIFICATION	SIRE E.B.V.		PIG IDENTIFICATION	BACKFAT (MM) TO 90 KG	AGE DAYS TO 90 KG	INDEX
		FAT (MM)	AGE (DAYS)				
Rice, R. (continued)	AHPZ 20S	-0.6	-5.5	AHPZ 180U	11.9	169	
	"	"	"	" 188U	15.9	167	
	"	"	"	" 204U	13.2	158	
<u>DUROC</u>							
Braat, J. Coaldale 327-9757	12 month average			33 pigs	(12.8)	(151)	100
	ARBF 64T			ARBF 415U	11.4	179	54
	"			" 416U	12.5	184	24
Maschmeyer, G. Bruderheim 998-2845	12 month average			41 pigs	(14.0)	(152)	100
	HILL 65T			HILL 163U	18.5	131	86
Rice, R. Ardrossan 998-2794	12 month average			25 pigs	(13.2)	(169)	100
	AHPZ 113T			AHPZ 198U	16.2	167	75
	"			" 199U	17.0	175	48
	"			" 200U	16.7	176	48
	"			" 202U	21.3	180	- 7
Vandenberg, J. Camrose 672-6177	12 month average			28 pigs	(14.0)	(145)	100
	ASCG 71T			ASCG 340U	14.7	150	80
	"			" 343U	15.9	160	43
	ASCG 91T			" 350U	14.7	156	69
	"			" 351U	15.3	154	64
	"			" 352U	15.9	140	85
	"			" 353U	14.9	142	96
	"			" 355U	14.2	150	87
<u>CROSSBRED</u>							
Braat, J. Coaldale 327-9757	12 month average			79 pigs	(12.9)	(145)	100
	ARBF 656T			519U	14.1	154	72
	ARBF 64T			532U	11.1	145	115
	ARBF 656T			552U	10.6	141	127
	"			553U	10.5	140	130
	ANZI 832S	-2.1	+3.3	594U	11.0	141	123
	"	"	"	596U	11.9	141	117
	"	"	"	597U	14.6	151	74
	ASDZ 541S	+0.5	-5.2	621U	18.9	127	81
	"	"	"	622U	17.6	127	91
	"	"	"	623U	15.5	127	110



BREEDER & TELEPHONE	SIRE IDENTIFICATION	SIRE E.B.V.		PIG IDENTIFICATION	BACKFAT (MM) TO 90 KG	AGE DAYS TO 90 KG	INDEX
		FAT (MM)	AGE (DAYS)				
Braat, J. (continued)	ASDZ 541S	+0.5	-5.2	624U	16.0	137	87
	"	"	"	625U	18.7	132	74
Knobben, J. Jarvie 954-2647	12 month average			(Not Available)			
	ARHL 206S	-0.6	-0.1	8JK 400U	14.2	154	
	"	"	"	" 401U	10.9	158	
	"	"	"	" 402U	11.4	151	
	"	"	"	" 403U	10.4	156	
	"	"	"	" 405U	11.4	151	
Ranchview Test Barn Bentley 748-3802	12 month average			1576 pigs	(13.7)	(151)	100
	RFAA 2162T			RFAA 2322U	15.6	192	-10
	RFAA 111S			" 2351U	12.9	181	46
	"			" 2354U	11.8	169	84
	RFAA 110S			" 2364U	12.5	159	95
	"			" 2365U	11.1	158	114
	"			" 2373U	13.7	158	83
	RFAA 111S			" 2411U	14.8	160	65
	"			" 2412U	13.6	161	79
	"			" 2416U	16.4	169	28
	RFAA 1791T			" 2421U	13.1	166	74
	"			" 2422U	12.7	170	70
	"			" 2424U	12.6	166	80
	"			" 2425U	12.1	159	103
	RFAA 2219S			" 2431U	16.6	162	40
	"			" 2433U	14.5	156	78
	"			" 2435U	12.4	151	114
	RFAA 3971S			" 2461U	13.8	152	96
	"			" 2462U	15.1	150	84
	"			" 2463U	15.3	150	81
	"			" 2472U	16.5	168	31
	RFAA 103S			" 2481U	16.6	154	59
	RFAA 110S			" 2501U	13.9	165	66
	"			" 2505U	13.2	164	77
	RFAA 671P			" 2511U	13.5	147	111
	"			" 2513U	13.1	150	109
	"			" 2521U	14.1	149	99
	"			" 2522U	14.1	161	73
	RFAA 3972S			" 2532U	15.0	164	56
	"			" 2533U	15.2	149	85
	"			" 2535U	16.1	157	58
	RFAA 110S			" 2542U	14.2	165	63
	RFAA 1791T			" 2572U	14.0	137	125
	RFAA 103S			" 2594U	14.1	139	120

BREEDER & TELEPHONE	SIRE IDENTIFICATION	SIRE E.B.V.		PIG IDENTIFICATION	BACKFAT (MM) TO 90 KG	AGE DAYS TO 90 KG	INDEX
		FAT (MM)	AGE (DAYS)				
Reiter Farms Iron Springs 738-4472	12 month average			25 pigs	(13.9)	(155)	100
	RITR 776T			8CB 1035U	12.0	150	120
	"			" 1036U	11.6	150	123
	"			" 1037U	11.9	169	98
	"			" 1038U	15.1	164	81
	ARVY 557S (1)	-0.5	-1.8	" 1091U	12.5	157	108
	ASOV 932T (1)			" 1145U	16.3	136	104
	"			" 1146U	16.5	141	97
	"			" 1147U	14.7	145	105
	"			" 1149U	14.9	139	111
	RITR 664T			" 1204U	15.4	147	98
Rice, R. Ardrossan 998-2794	12 month average			(Not Available)			
	ARVY 14T			8AM 181U	15.5	166	
	"			" 182U	19.0	177	

## GILTS

BREEDER ADDRESS & TELEPHONE NUMBER	12 MONTH AVERAGE			PROBE PERIOD			
	# PROBED	BACKFAT (mm)	AGE (days)	DATE	# PROBED	AVG. B.F.	AVG. AGE
<u>YORKSHIRE</u>							
Agra Farms Ltd. Okotoks 938-7741	189	15.3	164	Dec. 16 - 31	11	13.5	167
Braat, J. Coaldale 327-9757	346	12.5	155	"	7	14.6	149
Eringfeld, B. Coaldale 345-3420	113	15.6	171	"	6	15.6	171
Five Lakes Farms Mayerthorpe 786-4373	201	15.3	172	"	17	14.1	168
Gwynne Vista Farms Gwynne 352-2998	114	15.3	173	"	15	15.3	180
Knobben, J. Jarvie 954-2647	89	13.5	156	"	4	11.6	171
Maschmeyer, G. Bruderheim 998-2845	42	14.9	147	"	1	16.5	150
Milne, B. Ponoka 783-6695	168	15.8	159	"	9	13.7	153
Papenhuyzen, C. Stony Plain 963-4358	20	19.5	160	"	1	19.1	163
Reiter Farms Iron Springs 738-4472	173	15.7	164	"	15	12.9	154
Vandenberg, J. Camrose 672-6177	24	16.1	148	"	1	15.0	148

BREEDER ADDRESS & TELEPHONE NUMBER	12 MONTH AVERAGE			PROBE PERIOD			
	# PROBED	BACKFAT (mm)	AGE (days)	DATE	# PROBED	AVG. B.F.	AVG. AGE
Wakeena Farm Bentley 748-4252	60	15.7	158	Dec. 16 - 31	7	14.7	171
West, N. & T.J. Radway 736-3790	49	15.7	169	"	1	13.4	162
<u>LANDRACE</u>							
Agra Farms Ltd. Okotoks 938-7741	232	14.2	163	"	13	13.8	159
Braat, J. Coaldale 327-9757	40	14.7	156	"	5	16.9	142
Knobben, J. Jarvie 954-2647	(Not Available)			"	2	14.1	151
West, N. & T.J. Radway 736-3790	(Not Available)			"	2	15.1	149
<u>LACOMBE</u>							
Five Lakes Farms Mayerthorpe 786-4373	120	16.2	170	"	11	14.0	173
Gwynne Vista Farms Gwynne 352-2998	174	15.2	169	"	23	14.7	174
<u>HAMPSHIRE</u>							
Braat, J. Coaldale 327-9757	20	14.4	146	"	3	13.2	150
Five Lakes Farms Mayerthorpe 786-4373	91	14.7	174	"	9	12.6	169

BREEDER ADDRESS & TELEPHONE NUMBER	12 MONTH AVERAGE			PROBE PERIOD			
	# PROBED	BACKFAT (mm)	AGE (days)	DATE	# PROBED	AVG. B.F.	AVG. AGE
Papenhuyzen, C. Stony Plain 963-4358	38	14.0	175	Dec. 16 - 31	4	15.8	201
Reiter Farms Iron Springs 738-4472	(Not Available)			"	2	13.9	166
Rice, R. Ardrossan 998-2794	(Not Available)			"	2	14.8	179
<u>DUROC</u>							
Braat, J. Coaldale 327-9757	31	14.0	154	"	5	14.9	179
Maschmeyer, G. Bruderheim 998-2845	38	15.5	151	"	1	19.9	138
Milne, B. Ponoka 783-6695	(Not Available)			"	3	14.0	149
Vandenberg, J. Camrose 672-6177		16.4	139	"	2	15.0	154
<u>CROSSBRED</u>							
Gwynne Vista Farms Gwynne 352-2998	181	15.4	168	"	17	14.6	163
Knobben, J. Jarvie 954-2647	(Not Available)			"	3	11.2	160
Milne, B. Ponoka 783-6695	303	15.7	156	"	7	15.8	147
Ranchview Farms "B" Bentley 748-3802	668	16.2	169	"	42	16.3	175

BREEDER ADDRESS & TELEPHONE NUMBER	12 MONTH AVERAGE			PROBE PERIOD			
	# PROBED	BACKFAT (mm)	AGE (days)	DATE	# PROBED	AVG. B. F.	AVG. AGE
West, N. & T.J. Radway 736-3790	226	16.9	164	Dec. 16 - 31	10	15.2	15