

Alberta Swine Improvement Program

CANADIANA

FEB 24 1988

#204, 7000 - 113 St. Edmonton Alberta T6H 5T6 phone: 427-5319

HOME TEST REPORT

January 1 - 15, 1988

AL.1.827

This report contains a list of boars and gilts which completed the ultrasonic home test during the past two weeks. It is available to pig producers as an aid in selecting quality breeding stock. Information in the report is intended to reflect the relative potential breeding worth of animals listed in terms of economic traits measured. These traits are carcass quality in terms of backfat and growth rate from birth to 90 kg.

Information Reported

1. Information listed for each tested pig consists of: (a) breeder; (b) sire identification and EBV; (c) pig identification; (d) age (days) adjusted to 90 kg liveweight; (e) average backfat (mm) adjusted to 90 kg and (f) index of the pig compared to its contemporaries.
2. Home test herd averages are shown where 20 or more pigs by sex and breed were tested from the herd during the previous twelve month period. This average is the one against which all pigs in the current report are indexed. Animals of average economic merit will index 100. Boars or gilts with superior performance will be reflected by an index over 100.
3. It is important to remember that between-herd comparisons should not be made on the basis of home test data. Differences in environment, nutrition and management between farms will render such comparisons invalid.
4. Between herd comparisons should be made on the basis of the sires Estimated Breeding Values (EBV). EBV's are an estimate of the genetic value of the sire for backfat (mm at 90 kg) and growth rate (days to 90 kg). They are obtained by comparing the performance of each sire to all other sires in Western Canada using a computer statistical model called the best linear unbiased prediction (BLUP) method. Across herd comparisons of sire EBV's are valid because the management of the herd in which each record was obtained has been corrected for. EBV's are based on 0, which is the average for Western Canada, the greater the negative number the more likely the sire's progeny will genetically reduce backfat and/or age. The sire's EBV index is also an across herd comparison of the sire's genetic worth which combines backfat and age into one figure. A 100 index is the average for each breed for Western Canada. The greater index value above 100, the greater the overall genetic worth. Where no EBV's are shown, sires are too new to have been evaluated.
5. EBV's are also available for dams and other regions of Canada from the Pork Industry Branch at the address listed on page 2.

How To Use This Report

(See Reverse)

How To Use This Report

BOARS

1. Find a sire which exhibits those performance EBV's that you consider most important in the breed that fits into your intended breeding program.
2. Narrow your field of farms due to distance, health considerations, etc.
3. Find the highest indexing boar(s) from the sire you have chosen and phone the breeder to ascertain if they are available and physically sound, cost, etc.
4. Go examine the boar(s) yourself if you wish to make a final judgement to close the sale.

GILTS

1. Determine what breeds or crossbreds will fit in best to your intended breeding program.
2. Limit your choices of farms due to distance, health status, etc.
3. Find the farm(s) with the best overall performance in the breed(s) you have identified and phone them as to availability, price, etc.
4. Visit the farm yourself to make final determination regarding soundness and suitability, etc.

The animals reported have not been evaluated for physical or breeding soundness and health status. These assessments must be made by the selector.

Prepared by:

Lajos Hajdu
Senior Swine Technician
Alberta Agriculture, Pork Industry Branch
#204, 7000 - 113 Street
EDMONTON, Alberta
T6H 5T6
Phone: 427 - 5319

B O A R S

BREEDER & TELEPHONE	SIRE IDENTIFICATION	SIRE E.B.V.		SIRE'S		PIG IDENT.	BACKFAT		AGE	
		FAT (MM)	AGE (DAYS)	EBV INDEX	% REP		90 KG (MM)	90 KG (DAYS)	INDEX	
<u>YORKSHIRE</u>										
Acadia Breeders Lacombe 782-2836	12 month average									(Not Available)
	RITR 505U	0.0	-9.3	136	82	ACA 43W	14.2	136		
	"	"	"	"	"	" 44W	11.3	150		
	JKAA 13804U					" 50W	13.4	143		
	"					" 51W	15.3	133		
	"					" 52W	15.0	146		
	ARHL 890U					" 55W	13.6	141		
	"					" 60W	15.7	139		
	"					" 61W	15.0	138		
	"					" 78W	15.9	135		
	RITR 505U	0.0	-9.3	136	82	" 90W	13.7	141		
Agra Farms Ltd. Okotoks 938-7741	12 month average					115 pigs	(13.4)	(154)		100
	JKAA 13804U					ARHL 475W	13.2	150		109
	"					" 503W	12.4	138		139
	"					" 504W	10.7	143		149
Barrett, R. & A. Ponoka 783-5192	12 month average									(Not Available)
	ROYS 431U					ROYS 259W	11.5	157		
Bloomsbury Farms Ltd. Bloomsbury 674-3307	12 month average					46 pigs	(15.1)	(151)		100
	WM 2505U					WM 5206W	16.5	142		96
	"					" 5207W	15.7	151		94
	"					" 5208W	15.0	156		95
	WM 804U	+1.1	-7.8	111	59	" 5507W	14.3	151		107
	"	"	"	"	"	" 5509W	11.4	153		133
	WM 2505U					" 5707W	18.5	144		74
	"					" 5709W	13.5	147		120
	WM 804U	+1.1	-7.8	111	59	" 5807W	15.5	126		124
	"	"	"	"	"	" 5808W	17.5	140		89
	"	"	"	"	"	" 5809W	17.4	137		93
	"	"	"	"	"	" 5810W	14.7	131		127
	"	"	"	"	"	" 5811W	17.3	139		92
	"	"	"	"	"	" 5812W	15.9	132		114
	"	"	"	"	"	" 5908W	14.7	133		124
	"	"	"	"	"	" 5910W	12.6	137		140
	"	"	"	"	"	" 5911W	12.9	129		147

BREEDER & TELEPHONE	SIRE IDENTIFICATION	SIRE E.B.V.		SIRE'S		PIG IDENT.	BACKFAT	AGE	INDE
		FAT (MM)	AGE (DAYS)	EBV INDEX	% REP		90 KG (MM)	90 KG (DAYS)	
Braat, J. Coaldale 327-9757	12 month average					88 pigs	(12.0)	(148)	100
	ANZI 3863P	-2.0	+9.6	99	97	ARBF 488W	10.9	171	70
	"	"	"	"	"	" 512W	10.5	156	101
	"	"	"	"	"	" 526W	9.0	139	148
	"	"	"	"	"	" 548W	10.6	141	128
	"	"	"	"	"	" 549W	12.8	136	114
	"	"	"	"	"	" 553W	13.2	149	87
	"	"	"	"	"	" 554W	10.8	144	120
Brownlee, J. Hairy Hill 768-2313	12 month average					60 pigs	(14.2)	(163)	100
	KKEF 1930T	-0.4	-2.7	119	56	AHKP 516W	13.6	161	107
	"	"	"	"	"	" 525W	12.6	162	115
Carrich Stock Farm Ponoka 783-5181	12 month average					(Not Available)			
	KKEF 2332T (1)	0.0	-8.4	133	89	DICK 1915W	10.3	190	
	"	"	"	"	"	" 1917W	11.1	183	
	RITR 924T (1)	-1.1	-12.8	169	64	" 2011W	9.9	176	
Five Lakes Farms Mayerthorpe 786-4373	12 month average					198 pigs	(12.5)	(158)	100
	AOET 1395S	-0.4	-0.4	109	92	JKAA 12401W	10.6	184	86
	RITR 964T	+1.2	+1.1	74	87	" 13405W	11.5	175	88
	"	"	"	"	"	" 13406W	11.7	169	93
	JKAA 5005U	-1.4	-6.5	150	72	" 13504W	11.5	171	93
	"	"	"	"	"	" 13509W	13.2	177	66
	"	"	"	"	"	" 14304W	10.7	159	118
	"	"	"	"	"	" 15001W	11.6	149	121
	"	"	"	"	"	" 15003W	12.3	158	101
	"	"	"	"	"	" 15004W	10.6	149	132
	RITR 964T	+1.2	+1.1	74	87	" 15104W	16.6	167	40
	JKAA 9201U					" 15203W	14.0	165	72
	ARHL 707U					" 15801W	12.1	153	110
	"					" 15502W	15.8	158	61
Gwynne Vista Farms Gwynne 352-2998	12 month average					56 pigs	(13.1)	(169)	100
	AMBW 514S (1)	-1.6	+4.9	110	95	GWYN 10402W	10.3	168	123
	"	"	"	"	"	" 10408W	9.3	168	130
	AOGK 741T	-1.6	-3.8	144	88	" 10501W	12.4	180	91
	GWYN 6303U					" 11101W	8.9	173	126
	"					" 11102W	13.6	161	108
	JKAA 4308U					" 11301W	8.4	151	160
	"					" 11302W	11.3	154	133
	"					" 11304W	9.3	160	141

BREEDER & TELEPHONE	SIRE IDENTIFICATION	SIRE E.B.V.		SIRE'S		PIG IDENT.	BACKFAT 90 KG (MM)	AGE 90 KG (DAYS)	INDEX
		FAT (MM)	AGE (DAYS)	EBV INDEX	% REP				
Maschmeyer, G. Bruderheim 998-2845	12 month average					32 pigs	(14.9)	(145)	100
	DOUG 334T	-1.9	+5.4	113	72	HILL 176W	13.5	154	98
	"	"	"	"	"	" 178W	14.1	150	98
	DOUG 10U					" 184W	11.8	120	163
	"					" 185W	15.7	124	126
	"					" 186W	11.9	122	159
Papenhuyzen, C. Stony Plain 963-4358	12 month average					23 pigs	(17.2)	(165)	100
	TVW 252U					ASUS 352W	14.1	182	116
	"					" 355W	13.5	170	142
	"					" 362W	12.2	180	143
	DASA 1052T	+0.5	+5.2	71	72	" 400W	14.0	170	136
Vandenberg, J. Camrose 672-6177	12 month average					22 pigs	(14.2)	(163)	100
	ASCG 180T	+0.6	-3.4	101	67	ASCG 532W	14.2	165	94
	"	"	"	"	"	" 533W	17.1	160	73
	"	"	"	"	"	" 541W	17.1	150	92
	"	"	"	"	"	" 544W	13.7	150	131
	"	"	"	"	"	" 0547W	13.4	153	129
	"	"	"	"	"	" 551W	14.6	155	112
	"	"	"	"	"	" 554W	15.0	171	72
	"	"	"	"	"	" 558W	15.3	164	84
	ASCG 175U					" 561W	11.1	164	132
	"					" 563W	12.4	160	127
	"					" 564W	11.8	162	127
	ASCG 180T	+0.6	-3.4	101	67	" 600W	15.5	136	143
	"	"	"	"	"	" 602W	13.8	148	137
	"	"	"	"	"	" 603W	15.0	141	138
	"	"	"	"	"	" 604W	13.1	147	147
	"	"	"	"	"	" 609W	13.8	148	137
	"	"	"	"	"	" 612W	13.9	137	157
	"	"	"	"	"	" 614W	15.0	146	127
	ZTF 1U					" 622W	13.3	141	156
Vest, N. & T.J. Radway 736-3790	12 month average					31 pigs	(14.2)	(157)	100
	AREE 262U					ATED 146W	11.1	173	108
	"					" 147W	14.9	156	96
	"					" 149W	16.8	175	58
	"					" 152W	15.2	169	79
	KKEF 2104U					" 158W	13.0	154	113
	"					" 159W	15.0	155	96

BREEDER & TELEPHONE	SIRE IDENTIFICATION	SIRE E.B.V.		SIRE'S		PIG IDENT.	BACKFAT	AGE	INDEX	
		FAT (MM)	AGE (DAYS)	EBV INDEX	% REP		90 KG (MM)	90 KG (DAYS)		
<u>LANDRACE</u>										
Acadia Breeders Lacombe 782-2836	12 month average	(Not Available)								
	ARHL 552U					ACA 12W	12.7	151		
	"					" 13W	12.9	149		
	"					" 15W	14.5	146		
	ARHL 739U					" 24W	15.7	145		
	AOUD 1803U					" 31W	13.8	155		
	"					" 33W	11.7	148		
	"					" 34W	12.8	148		
	"					" 35W	12.6	155		
	"					" 36W	12.9	149		
	"					" 41W	14.4	137		
Agra Farms Ltd. Okotoks 938-7741	12 month average	119 pigs (13.4) (157) 100								
	ARHL 552U					ARHL 464W	12.4	164	99	
	ARHL 739U					" 513W	12.2	147	126	
	"					" 514W	12.9	141	141	
Barrett, R. & A. Ponoka 783-5192	12 month average	105 pigs (14.5) (136) 100								
	ROYS 61U	-1.2	-4.2	136	82	ROYS 277W	12.9	142	103	
	"	"	"	"	"	" 278W	12.8	141	106	
	"	"	"	"	"	" 279W	11.1	143	116	
	ROYS 402T	-0.4	-9.0	141	72	" 291W	10.3	142	126	
	ROYS 61U	-1.2	-4.2	136	82	" 316W	13.1	121	144	
	ROYS 273U					" 327W	9.8	120	177	
Braat, J. Coaldale 327-9757	12 month average	23 pigs (15.0) (147) 100								
	ASDZ 541S	+1.2	+0.2	80	92	ARBF 572W	12.7	127	152	
	"	"	"	"	"	" 573W	11.9	134	145	
Carrich Stock Farm Ponoka 783-5181	12 month average	(Not Available)								
	JBFA 2S (1)	-0.8	-7.5	141	98	DICK 1921W	13.1	178		
	"	"	"	"	"	" 1922W	12.3	184		
Duff, D. Ft. Saskatchewan 998-3101	12 month average	57 pigs (14.6) (149) 100								
	FLEV 351U					DUFF 462W	12.6	155	107	

BREEDER & TELEPHONE	SIRE IDENTIFICATION	SIRE E.B.V.		SIRE'S		PIG IDENT.	BACKFAT	AGE	INDEX	
		FAT (MM)	AGE (DAYS)	EBV INDEX	% REP		90 KG (MM)	90 KG (DAYS)		
Lakeland College Vermilion 853-8597, Ext. 597	12 month average					98 pigs	(14.6)	(160)	100	
	ATAT 400U					ATAT 340W	13.8	174	89	
	ARHL 313T (1)	-0.5	+1.4	103	92	" 361W	16.2	163	81	
	AVON 417U (1)					" 368W	16.5	153	93	
	"					" 370W	16.1	151	99	
	"					" 371W	15.4	150	107	
<u>LACOMBE</u>										
Bloomsbury Farms Ltd. Bloomsbury 74-3307	12 month average					70 pigs	(15.9)	(142)	100	
	BL 2303U					BL 4808W	16.6	146	90	
	"					" 4905W	16.9	142	92	
	"					" 4906W	14.8	143	108	
	"					" 4907W	16.0	138	104	
	BL 1505T	-1.5	-8.8	163	47	" 5006W	16.1	148	92	
	"	"	"	"	"	" 5007W	15.9	136	108	
	"	"	"	"	"	" 5009W	13.2	141	124	
	BL 2106U					" 5104W	16.9	151	82	
	"					" 5107W	16.4	136	103	
	"					" 5110W	19.5	147	65	
	BL 1512T	-1.5	-8.8	163	47	" 5207W	17.2	135	98	
	BL 2303U					" 5306W	16.7	144	91	
	"					" 5307W	15.8	145	98	
	"					" 5308W	14.0	140	119	
	"					" 5309W	18.2	145	78	
	"					" 5310W	12.7	133	138	
	BL 1505T	-1.5	-8.8	163	47	" 5404W	16.4	133	107	
	"	"	"	"	"	" 5405W	14.7	134	120	
	"	"	"	"	"	" 5406W	13.6	144	117	
	"	"	"	"	"	" 5407W	11.0	135	149	
	"	"	"	"	"	" 5408W	16.8	144	91	
	"	"	"	"	"	" 5409W	15.0	146	103	
	"	"	"	"	"	" 5410W	12.7	133	138	
	"	"	"	"	"	" 5411W	12.5	136	136	
	BL 2303U					" 5505W	17.1	145	87	
	"					" 5506W	15.8	144	99	
	"					" 5507W	14.3	142	114	
	"					" 5509W	16.3	144	95	
	"					" 5609W	18.2	135	90	
	"					" 5610W	17.1	139	94	
	"					" 5611W	18.1	136	89	
	"					" 5612W	16.8	133	104	
	BL 2106U					" 5807W	14.3	135	122	
	"					" 5809W	17.1	131	103	

BREEDER & TELEPHONE	SIRE IDENTIFICATION	SIRE E.B.V.		SIRE'S		PIG IDENT.	BACKFAT	AGE	INDEX
		FAT (MM)	AGE (DAYS)	EBV INDEX	% REP		90 KG (MM)	90 KG (DAYS)	
Bloomsbury Farms (continued)	BL 2202U					BL 5903W	14.4	126	132
	"					" 5904W	13.5	127	138
	"					" 5905W	16.4	127	114
	"					" 5906W	15.5	131	117
	BL 1512T	-1.5	-8.8	163	47	" 6004W	14.8	135	118
	"	"	"	"	"	" 6005W	18.3	131	93
	"	"	"	"	"	" 6007W	16.3	127	115
	"	"	"	"	"	" 6008W	14.8	138	114
	"	"	"	"	"	" 6112W	17.8	134	94
	"	"	"	"	"	" 6113W	15.6	132	115
	BL 2806U					" 6207W	19.9	124	88
	BL 1512T	-1.5	-8.8	163	47	" 6306W	17.3	126	108
	"	"	"	"	"	" 6307W	15.4	122	128
"	"	"	"	"	" 6310W	13.8	128	134	
Five Lakes Farms Mayerthorpe 786-4373	12 month average					109 pigs	(12.4)	(158)	100
JA 11201U					JA 12201W	10.8	190	75	
"					" 13301W	12.0	172	85	
KR 1303S	-2.1	-1.5	151	94	" 14401W	13.8	178	55	
"	"	"	"	"	" 14904W	10.3	168	111	
JA 5204U					" 15602W	13.8	145	101	
NE 36U (1)					" 17201W	12.9	144	112	
Gwynne Vista Farms Gwynne 352-2998	12 month average					97 pigs	(13.3)	(162)	100
KR 6102U					KR 9403W	11.7	187	73	
NE 36U (1)					" 9702W	13.4	179	81	
"					" 10201W	12.9	174	83	
"					" 10202W	11.8	178	89	
KR 8904S	-2.3	+1.8	143	89	" 10300W	7.9	183	123	
NE 36U (1)					" 11501W	10.2	156	147	
"					" 11502W	11.3	160	127	
"					" 11503W	9.2	157	155	
"					" 11504W	12.0	154	130	
"					" 11505W	13.2	166	94	
"					" 11506W	11.3	156	135	
"					" 12303W	12.6	139	150	
"					" 12304W	11.0	147	153	
"					" 12305W	10.1	150	159	
"					" 12306W	12.0	151	135	

BREEDER & TELEPHONE	SIRE IDENTIFICATION	SIRE E.B.V.		SIRE'S		PIG IDENT.	BACKFAT	AGE	INDEX
		FAT (MM)	AGE (DAYS)	EBV	% REP		90 KG (MM)	90 KG (DAYS)	
<u>HAMPSHIRE</u>									
Bloomsbury Farms Ltd. Bloomsbury 674-3307	12 month average					49 pigs	(13.8)	(160)	100
	WM 1606U					WM 5106W	13.4	164	100
	"					" 5304W	11.7	141	136
	"					" 5308W	12.6	147	122
	WM 8304T	-0.1	-6.2	124	63	" 5404W	12.4	147	124
	"	"	"	"	"	" 5405W	11.7	157	123
Braat, J. Coaldale 327-9757	12 month average					(Not Available)			
	ARBF 656T	-1.0	-7.1	155	67	ARBF 534W	12.7	150	
	"	"	"	"	"	" 535W	12.4	149	
Brownlee, J. Hairy Hill 768-2313	12 month average					29 pigs	(12.9)	(167)	100
	BUFA 27U					AHKP 415W	14.4	102	47
	"					" 416W	11.4	194	90
	ASUS 121T					" 426W	9.4	184	122
Five Lakes Farms Mayerthorpe 786-4373	12 month average					82 pigs	(11.7)	(161)	100
	JKAA 8106U					JKAA 10506W	11.6	220	9
	"					" 11602W	12.1	185	58
	JKAA 8103U					NP 12502W	9.2	190	83
	"					" 12505W	13.3	185	41
	"					" 12601W	11.2	187	65
	"					" 12604W	11.8	190	53
	AJCM 2425T					YAP 13003W	13.4	197	24
	"					" 13005W	11.0	183	73
	"					" 13006W	11.5	186	63
	"					" 13007W	13.4	197	24
	"					NP 13105W	13.0	189	41
	JKAA 8103U					JKAA 13805W	12.2	179	66
	"					YAP 14002W	11.5	178	75
	"					" 14003W	11.5	169	89
	"					" 14004W	12.8	179	59
	"					" 14005W	12.4	186	53
Papenhuyzen, C. Stony Plain 963-4358	12 month average					21 pigs	(13.5)	(172)	100
	ASUS 49S	+0.4	+11.1	53	87	ASUS 390W	13.0	168	112
	"	"	"	"	"	" 392W	14.7	172	82
	"	"	"	"	"	" 393W	14.2	181	78

BREEDER & TELEPHONE	SIRE IDENTIFICATION	SIRE E.B.V.		SIRE'S		PIG IDENT.	BACKFAT		AGE	INDEX
		FAT (MM)	AGE (DAYS)	EBV INDEX	% REP		90 KG (MM)	90 KG (DAYS)		
Papenhuyzen, C. (continued)	ASUS 49S	+0.4	+11.1	53	87	ASUS 394W	12.8	170	113	
	"	"	"	"	"	" 395W	12.3	161	131	
	"	"	"	"	"	" 396W	13.6	185	82	

DUROC

Braat, J. Coaldale 327-9757	12 month average					(Not Available)			
	ARBF 64T	-1.1	-0.6	130	63	ARBF 562W	15.0	133	
	"	"	"	"	"	" 563W	12.9	143	
	"	"	"	"	"	" 564W	12.8	139	
	"	"	"	"	"	" 565W	13.9	139	
Maschmeyer, G. Bruderheim 998-2845	12 month average					41 pigs	(13.8)	(148)	100
	AOUD 858T (1)					HILL 151W	14.1	157	81
	"					" 153W	14.6	159	74
	"					" 154W	13.4	166	72
	"					" 155W	14.7	174	47
	"					" 156W	14.1	178	46
	HILL 123U					" 166W	10.2	170	93
	"					" 167W	10.1	160	112
Papenhuyzen, C. Stony Plain 963-4358	12 month average					(Not Available)			
	AIHO 54U					ASUS 410W	12.2	162	
	"					" 412W	13.4	167	

CROSSBRED

Bloomsbury Farms Ltd. Bloomsbury 674-3307	12 month average					23 pigs	(15.5)	(135)	100
	BL 15613T					8KJ 2409W	16.3	154	62
	BL 15611T					" 2503W	13.7	142	100
	"					" 2706W	13.3	151	87
Braat, J. Coaldale 327-9757	12 month average					85 pigs	(13.6)	(141)	100
	ASDZ 541S	+1.2	+0.2	80	92	544W	13.3	138	110
Carrich Stock Farm Ponoka 783-5181	12 month average					(Not Available)			
	ARHL 313T (1)	-0.5	+1.4	103	92	8CS 1590W	10.7	200	

BREEDER & TELEPHONE	SIRE IDENTIFICATION	SIRE E.B.V.		SIRE'S		PIG IDENT.	BACKFAT	AGE	INDEX
		FAT (MM)	AGE (DAYS)	EBV INDEX	% REP		90 KG (MM)	90 KG (DAYS)	
Groot, C. Neerlandia 674-4077	12 month average					70 pigs	(13.7)	(164)	100
	4304					6210W	10.5	164	133
	"					6213W	13.1	172	93
	3991					6224W	12.4	153	130
	4775					6231W	11.2	165	123
	"					6238W	14.8	167	82
	3083					6262W	12.1	154	131
	4775					6302W	15.9	153	94
	"					6342W	13.2	153	121
Ranchview Test Barn Bentley 748-3802	12 month average					598 pigs	(13.5)	(157)	100
	RFAA 3522T					2912W	10.6	155	137
	AMBW 514S (1)	-1.6	+4.9	110	95	2943W	14.2	150	104
	AOUD 858T (1)					2961W	14.8	159	80
	"					2963W	14.3	159	86
	RFAA 1791T					2973W	13.9	163	82
	"					2974W	13.0	157	105
	"					2975W	15.2	168	58
	KTDA 262T (1)					2981W	13.1	149	121
	AOUD 858T (1)					3003W	11.4	159	120
	"					3005W	12.5	150	125
	"					3007W	11.8	159	118
	KKEF 2332T (1)	0.0	-8.4	133	89	3043W	13.4	159	96
	AJCM 2425T (1)					3033W	9.9	148	160
	RFAA 2165T					3093W	12.5	142	140
	RFAA 5711U					3102W	16.3	140	100
	RFAA 3522T					3121W	11.9	145	141
	"					3125W	13.1	149	119
	AMBW 514S (1)	-1.6	+4.9	110	95	3132W	14.0	151	105
	RITR 924T (1)	-1.1	-12.8	169	64	3144W	14.5	156	90
	AOUD 858T (1)					3173W	12.4	145	136
	RFAA 3271T					3423W	12.2	134	160
Ranchview Farms "B" Bentley 748-3802	12 month average					122 pigs	(13.4)	(160)	100
	RFAA 5496S					3969W	14.0	154	104
	EDJL 142U (1)					4043W	12.8	152	123
	"					4044W	11.5	156	128
	"					4046W	13.2	154	113
	"					4047W	11.8	148	140
	"					4048W	15.9	146	100
	JBFA 2S (1)	-0.8	-7.5	141	98	4106W	11.7	146	146
	"	"	"	"	"	4107W	9.5	151	161
	"	"	"	"	"	41010W	11.5	141	158

BREEDER & TELEPHONE	SIRE IDENTIFICATION	SIRE E.B.V.		SIRE'S		PIG IDENT.	BACKFAT		AGE	INDEX
		FAT (MM)	AGE (DAYS)	EBV INDEX	% REP		90 KG (MM)	90 KG (DAYS)		

West, N. & T.J. 12 month average
 Radway
 736-3790 MCMC 13T

(Not Available)

-0.6 +0.3 108 71 1103W 14.5 159

G I L T S

BREEDER ADDRESS & TELEPHONE	12 MONTH AVERAGE			THIS PROBE PERIOD		
	# PROBED	BACKFAT (MM)	AGE (DAYS)	# PROBED	AVG. BACKFAT	AVG. AGE
<u>YORKSHIRE</u>						
Acadia Breeders Lacombe 782-2836	(Not Available)			6	15.8	149
Agra Farms Ltd. Okotoks 938-7741	121	14.4	157	17	12.9	149
Barrett, R. & A. Ponoka 783-5192	(Not Available)			1	15.2	159
Bloomsbury Farms Ltd. Bloomsbury 674-3307	48	17.4	160	18	16.9	143
Braat, J. Coaldale 327-9757	146	12.5	155	10	11.1	166
Brownlee, J. Hairy Hill 768-2313	39	15.4	167	5	15.1	165
Carrich Stock Farm Ponoka 783-5181	(Not Available)			3	12.8	184
Five Lakes Farms Mayerthorpe 786-4373	162	14.0	171	12	13.1	186
Gwynne Vista Farms Gwynne 352-2998	133	14.0	173	17	10.8	165
Maschmeyer, G. Bruderheim	27	14.8	153	3	14.7	147

BREEDER ADDRESS & TELEPHONE	12 MONTH AVERAGE			THIS PROBE PERIOD		
	# PROBED	BACKFAT (MM)	AGE (DAYS)	# PROBED	AVG. BACKFAT	AVG. AGE
Papenhuyzen, C. Stony Plain 963-4358	20	19.1	165	9	15.3	172
Vandenberg, J. Camrose 672-6177	26	15.0	166	2	16.6	148
West, N. & T.J. Radway 736-3790	23	14.3	160	3	15.7	151
<u>LANDRACE</u>						
Acadia Breeders Lacombe 782-2836	(Not Available)			12	13.8	152
Agra Farms Ltd. Okotoks 938-7741	150	13.6	160	2	11.8	144
Barrett, R. & A. Ponoka 783-5192	137	15.9	143	11	13.2	140
Duff, D. Ft. Saskatchewan 998-3101	102	14.5	149	8	14.0	153
Lakeland College Vermilion 853-8597, Ext. 597	143	15.5	166	14	15.2	175
<u>LACOMBE</u>						
Bloomsbury Farms Ltd. Bloomsbury 674-3307	70	16.7	148	38	16.9	141
Five Lakes Farms Mayerthorpe 786-4373	101	13.9	171	6	13.4	172
Gwynne Vista Farms Gwynne 352-2998	133	14.5	171	17	13.5	167

BREEDER ADDRESS & TELEPHONE	12 MONTH AVERAGE			THIS PROBE PERIOD		
	# PROBED	BACKFAT (MM)	AGE (DAYS)	# PROBED	AVG. BACKFAT	AVG. AGE
<u>HAMPSHIRE</u>						
Bloomsbury Farms Ltd. Bloomsbury 674-3307	51	14.0	178	4	12.7	156
Braat, J. Coaldale 327-9757	(Not Available)			3	14.4	154
Brownlee, J. Hairy Hill 768-2313	35	13.2	177	2	10.4	173
Five Lakes Farms Mayerthorpe 786-4373	78	12.8	174	6	12.7	185
Papenhuyzen, C. Stony Plain 963-4358	34	15.0	172	1	16.6	175
<u>DUROC</u>						
Braat, J. Coaldale 327-9757	(Not Available)			2	13.5	135
Maschmeyer, G. Bruderheim 998-2845	32	15.5	150	4	13.9	159
Papenhuyzen, C. Stony Plain 963-4358	(Not Available)			1	16.0	164
<u>CROSSBRED</u>						
Bloomsbury Farms Ltd. Bloomsbury 674-3307	37	16.2	134	24	16.0	142
Braat, J. Coaldale 327-9757	24	14.9	148	10	13.6	146

BREEDER ADDRESS & TELEPHONE	12 MONTH AVERAGE			THIS PROBE PERIOD		
	# PROBED	BACKFAT (MM)	AGE (DAYS)	# PROBED	AVG. BACKFAT	AV AG
Carrich Stock Farm Ponoka 783-5181	66	14.0	180	2	13.5	17
Groot, C. Neerlandia 674-4077	149	13.8	167	34	13.4	16
Gwynne Vista Farms Gwynne 352-2998	117	14.5	165	16	12.8	16
Jacobsson, G. Neerlandia 674-4867	159	14.3	167	33	13.0	17
Old House Farms Neerlandia 674-5453	97	13.8	177	16	13.4	17
Olds College Olds 556-8393	377	15.5	160	45	15.3	15
Ranchview Test Barn Bentley 748-3802	231	14.4	171	21	12.9	17
Ranchview Farms "B" Bentley 748-3802	728	15.2	167	42	13.7	15
West, N. & T.J. Radway 736-3790	191	15.5	158	27	14.9	15

Alberta Swine Improvement Program

CANADIANA

FEB 15 1988

#204, 7000 - 113 St. Edmonton Alberta T6H 5T6 phone: 427-5319

HOME TEST REPORT

January 16 - 31, 1988

This report contains a list of boars and gilts which completed the ultrasonic home test during the past two weeks. It is available to pig producers as an aid in selecting quality breeding stock. Information in the report is intended to reflect the relative potential breeding worth of animals listed in terms of economic traits measured. These traits are carcass quality in terms of backfat and growth rate from birth to 90 kg.

Information Reported

1. Information listed for each tested pig consists of: (a) breeder; (b) sire identification and EBV; (c) pig identification; (d) age (days) adjusted to 90 kg liveweight; (e) average backfat (mm) adjusted to 90 kg and (f) index of the pig compared to its contemporaries.
2. Home test herd averages are shown where 20 or more pigs by sex and breed were tested from the herd during the previous twelve month period. This average is the one against which all pigs in the current report are indexed. Animals of average economic merit will index 100. Boars or gilts with superior performance will be reflected by an index over 100.
3. It is important to remember that between-herd comparisons should not be made on the basis of home test data. Differences in environment, nutrition and management between farms will render such comparisons invalid.
4. Between herd comparisons should be made on the basis of the sires Estimated Breeding Values (EBV). EBV's are an estimate of the genetic value of the sire for backfat (mm at 90 kg) and growth rate (days to 90 kg). They are obtained by comparing the performance of each sire to all other sires in Western Canada using a computer statistical model called the best linear unbiased prediction (BLUP) method. Across herd comparisons of sire EBV's are valid because the management of the herd in which each record was obtained has been corrected for. EBV's are based on 0, which is the average for Western Canada, the greater the negative number the more likely the sire's progeny will genetically reduce backfat and/or age. The sire's EBV index is also an across herd comparison of the sire's genetic worth which combines backfat and age into one figure. A 100 index is the average for each breed for Western Canada. The greater index value above 100, the greater the overall genetic worth. Where no EBV's are shown, sires are too new to have been evaluated.
5. EBV's are also available for dams and other regions of Canada from the Pork Industry Branch at the address listed on page 2.

How To Use This Report

(See Reverse)

How To Use This Report

BOARS

1. Find a sire which exhibits those performance EBV's that you consider most important in the breed that fits into your intended breeding program.
2. Narrow your field of farms due to distance, health considerations, etc.
3. Find the highest indexing boar(s) from the sire you have chosen and phone the breeder to ascertain if they are available and physically sound, cost, etc.
4. Go examine the boar(s) yourself if you wish to make a final judgement to close the sale.

GILTS

1. Determine what breeds or crossbreds will fit in best to your intended breeding program.
2. Limit your choices of farms due to distance, health status, etc.
3. Find the farm(s) with the best overall performance in the breed(s) you have identified and phone them as to availability, price, etc.
4. Visit the farm yourself to make final determination regarding soundness and suitability, etc.

The animals reported have not been evaluated for physical or breeding soundness and health status. These assessments must be made by the selector.

Prepared by: Lajos Hajdu
Senior Swine Technician
Alberta Agriculture, Pork Industry Branch
#204, 7000 - 113 Street
EDMONTON, Alberta
T6H 5T6
Phone: 427 - 5319

B O A R S

BREEDER & TELEPHONE	SIRE IDENTIFICATION	SIRE E.B.V.		SIRE'S		PIG IDENT.	BACKFAT	AGE	INDEX
		FAT (MM)	AGE (DAYS)	EBV INDEX	% REP		90 KG (MM)	90 KG (DAYS)	
<u>YORKSHIRE</u>									
Bloomsbury Farms Ltd. Bloomsbury 674-3307	12 month average					46 pigs	(15.1)	(150)	100
	WM 2505U					WM 5706W	14.2	152	107
	"					" 5708W	16.6	160	74
	WM 804U	+1.9	-6.5	91	70	" 6207W	13.7	147	118
	"	"	"	"	"	" 6209W	12.6	144	132
Eringfeld, B. Coaldale 345-3420	12 month average					52 pigs	(13.8)	(167)	100
	AREE 192U					AOGK 703W	13.0	174	98
	"					" 704W	11.3	173	120
	KKEF 3084T	-1.3	-0.8	128	64	" 711W	13.4	163	110
	KKEF 1304S	-0.7	+0.1	113	96	" 761W	15.0	146	116
	"	"	"	"	"	" 762W	12.6	175	100
	AREE 192U					" 772W	14.0	150	122
Knobben, Gary Jarvie 954-2125	12 month average					34 pigs	(12.5)	158	100
	AREE 552U					GARY 221W	11.8	148	127
	"					" 224W	11.0	142	148
	"					" 226W	10.8	144	149
	"					" 228W	10.6	144	152
	GARY 42S	+1.7	-3.7	83	89	" 250W	12.3	143	130
	"	"	"	"	"	" 251W	11.8	144	133
	"	"	"	"	"	" 253W	11.1	145	142
	"	"	"	"	"	" 254W	10.4	136	168
	"	"	"	"	"	" 255W	12.6	134	141
	AREE 510U					GARY 271W	14.2	129	127
Knobben, John Jarvie 954-2647	12 month average					46 pigs	(12.5)	151	100
	GARY 42S	+1.7	-3.7	83	89	AREE 260W	9.4	160	117
	"	"	"	"	"	" 265W	11.4	158	99

BREEDER & TELEPHONE	SIRE IDENTIFICATION	SIRE E.B.V.		SIRE'S		PIG IDENT.	BACKFAT	AGE	INDE
		FAT (MM)	AGE (DAYS)	EBV INDEX	% REP		90 KG (MM)	90 KG (DAYS)	
Matejka, George Sylvan Lake 887-2656	12 month average					239 pigs	(13.0)	(162)	100
	KKEF 570S					KKEF 1960W	15.3	165	65
	"					" 1962W	15.9	161	65
	KKEF 1494T	-1.4	-5.3	145	79	" 1972W	9.5	165	138
	KKEF 342U	-0.4	-3.3	121	64	KKEF 1981W	11.6	167	109
	DOUG 354T	-2.5	-1.5	151	75	KKEF 1990W	11.8	163	114
	DOUG "	-2.5	-1.5	151	75	KKEF 1997W	11.1	168	113
	DOUG 354T	-2.5	-1.5	151	75	KKEF 1998W	10.4	174	111
	KKEF 2701S	-1.1	-8.3	152	84	KKEF 2002W	11.6	167	110
	RITR 774U					KKEF 2050W	12.3	183	70
	RITR 774U					KKEF 2051W	11.4	164	118
	KKEF 2701S	-1.1	-8.3	152	84	KKEF 2070W	10.5	160	137
	KKEF 1950U					KKEF 2082W	11.5	156	131
	KKEF 2193S	-1.1	-4.9	140	88	KKEF 2092W	10.9	162	127
	KKEF 342S	-0.4	-3.3	121	64	KKEF 2115W	14.2	165	79
	KKEF02180T	+0.1	-0.8	102	78	KKEF 2142W	14.4	159	89
	KKEF 342S	-0.4	-3.3	121	64	KKEF 2181W	12.0	158	121
	KKEF 342U	-0.4	-3.3	121	64	KKEF 2182W	12.1	151	132
	KKEF 342U	-0.4	-3.3	121	64	KKEF 2183W	11.5	154	135
	KKEF 342U	-0.4	-3.3	121	64	KKEF 2203W	11.3	154	138
	KKEF 570S					KKEF 2220W	13.7	142	129
	KKEF 570S					KKEF 2221W	13.1	144	134
	KKEF 570S					KKEF 2223W	13.7	155	106
	KKEF 570S					KKEF 2224W	14.4	150	105
	KKEF 570S					KKEF 2225W	15.3	150	93
	KKEF 342U	-0.4	-3.3	121	64	KKEF 2261W	9.9	150	163
	RITR 774U					KKEF 2270W	12.6	150	128
	RITR 774U					KKEF 2273W	12.9	152	121
	KKEF 1494T	-1.4	-5.3	145	79	KKEF 2282W	10.5	146	162
	KKEF 1494T	-1.4	-5.3	145	79	KKEF 2286W	11.5	150	142
	RITR 774U					KKEF 2292W	13.2	148	124
	RITR 774U					KKEF 2293W	10.4	147	161
	RITR 774U					KKEF 2296W	12.0	152	132
	DOUG 354T	-2.5	-1.5	151	75	KKEF 2302W	11.6	155	131
	DOUG 354T	-2.5	-1.5	151	75	KKEF 2306W	12.9	146	133
	KKEF 342U	-0.4	-3.3	121	64	KKEF 2396W	9.5	152	164
	KKEF02180T					KKEF 2401W	14.4	146	114
	KKEF02180T	+0.1	-0.8	102	78	KKEF 2402W	12.1	146	141
	RITR 774U	+0.1	-0.8	102	78	KKEF 2471W	10.6	154	146
	RITR 774U					KKEF 2472W	10.1	158	146
	RITR 774U					KKEF 2486W	10.6	148	157

BREEDER & TELEPHONE	SIRE IDENTIFICATION	SIRE E.B.V.		SIRE'S		PIG IDENT.	BACKFAT	AGE	INDEX
		FAT (MM)	AGE (DAYS)	EBV INDEX	% REP		90 KG (MM)	90 KG (DAYS)	
Milne, Bruce Ponoka 783-6695	12 month average					105 pigs	(13.1)	(149)	100
	MILN 573U					MILN 650W	13.4	139	120
	MILN 573U					MILN 651W	13.4	137	124
	MILN 383U					MILN 676W	11.4	144	132
Reiter Farms Ltd Iron Springs 738-4472	12 month average					109 pigs	(12.4)	(151)	100
	RITR 924T (1)	-1.1	-12.8	169	64	RITR 1603W	13.6	134	121
	RITR 924T (1)	-1.1	-12.8	169	64	RITR 1604W	11.9	134	138
	RITR 924T (1)	-1.1	-12.8	169	64	RITR 1606W	16.3	137	88
	RITR 924T (1)	-1.1	-12.8	169	64	RITR 1625W	12.7	130	138
Rice, Ronald Ardrossan 998-2794	12 month average					29 pigs	(14.2)	(166)	100
	AHPZ 146T	-0.6	+5.5	89	57	AHPZ 210W	12.3	181	102
	AHPZ 146T	-0.6	+5.5	89	57	AHPZ 211W	12.2	175	108
	AHPZ 146T	-0.6	+5.5	89	57	AHPZ 216W	17.2	164	73
	AHPZ 146T	"	"	"	"	" 217W	20.0	161	49
Roeske, Murray Alcomdale 939-4938	12 month average					35 pigs	(15.0)	(147)	100
	YRZN 575T (1)	-1.5	+4.9	108	85	ROSE 347W	11.7	158	110
	" (1)	"	"	"	"	" 350W	11.4	144	146
	ROSE 511U					ROSE 356W	12.2	144	136
	RITR 1174U (1)					ROSE 363W	14.4	133	140
	RITR 1174U (1)					ROSE 365W	12.8	127	169
	AMBW 514S (1)	-1.6	+4.9	110	95	ROSE 378W	10.0	142	166
Turko, Daniel Newbrook 576-2315	12 month average					20 pigs	(14.5)	(151)	100
	GARY 315T	+1.4	-4.0	90	82	DANY 160W	12.7	142	136
	GARY 315T	"	"	"	"	" 161W	13.4	150	117
	"	"	"	"	"	" 162W	16.1	138	99
	"	"	"	"	"	" 163W	14.6	154	95
	"	"	"	"	"	" 164W	13.7	133	136
	"	"	"	"	"	" 170W	16.8	131	100
	"	"	"	"	"	" 180W	18.6	137	67
	"	"	"	"	"	" 190W	14.5	123	141
	"	"	"	"	"	" 200W	16.0	134	105
est, N. & T.J. adway 36-3790	12 month average					31 pigs	(14.2)	(157)	100
	KKEF 2104U					ATED 198W	16.6	127	115

BREEDER & TELEPHONE	SIRE IDENTIFICATION	SIRE E.B.V.		SIRE'S		PIG IDENT.	BACKFAT		AGE		INDEX
		FAT (MM)	AGE (DAYS)	EBV INDEX	% REP		90 KG (MM)	90 KG (DAYS)			
<u>LANDRACE</u>											
Barrett, R. & A. Ponoka 783-5192	12 month average					105 pigs	(14.5)	(136)			100
	ROYS 402T	-0.4	-9.0	141	72	ROYS 289W	11.9	157			81
	AOUD 1803U					ROYS 300W	13.4	140			102
	AOUD 1803U					ROYS 301W	12.9	148			90
	ROYS 61U	-1.2	-4.2	136	82	ROYS 314W	11.0	134			136
	ROYS 273U					ROYS 324W	10.2	134			144
	ROYS 273U					ROYS 325W	14.2	125			125
	ROYS 273U					ROYS 326W	11.1	133			138
Knobben, Gary Jarvie 954-2125	12 month average					(Not Available)					
	AVON 417U (1)					GARY 240W	13.1	141			
Matejka, Tony Sylvan Lake 887-2656	12 month average					26 pigs	(13.9)	(161)			100
	TONY 1972U					TONY 2150W	13.9	162			99
	"					" 2151W	13.8	165			95
	"					" 2152W	13.0	166			103
	"					" 2154W	13.4	162			104
Milne, Bruce Ponoka 783-6695	12 month average					44 pigs	(13.1)	(150)			100
	MILN 745T	0.0	-9.4	136	60	MILN 665W	12.2	132			138
	MILN 745T	"	"	"	"	" 666W	11.8	139			137
	"	"	"	"	"	" 667W	10.6	138			156
Reiter Farms Ltd Iron Springs 738-4472	12 month average					25 pigs	(12.7)	(146)			100
	AVON 417U (1)					RITR 1634W	12.4	128			132

BREEDER & TELEPHONE	SIRE IDENTIFICATION	SIRE		SIRE'S		PIG IDENT.	BACKFAT 90 KG (MM)	AGE 90 KG (DAYS)	INDEX
		FAT (MM)	AGE (DAYS)	EBV INDEX	% REP				

LACOMBE

Bloomsbury Farms Ltd 12 month average						70 pigs	(15.9)	(142)	100
Bloomsbury 674-3307	BL 1512T					BL 6003W	14.2	160	93
	"					" 6105W	14.9	156	92
	"					" 6107W	11.6	144	134
	"					" 6309W	14.0	135	124
	"					" 6311W	14.8	136	117
	"					" 6313W	16.1	136	106
	BL 2405U					BL 6506W	12.9	143	124
	BL 3102U					BL 6609W	16.8	145	89
	BL 3102U					BL 6610W	16.8	145	89
	BL 3102U					BL 6611W	13.6	137	125
	BL 2106U					BL 6707W	15.2	126	125
	"					BL 6708W	14.0	129	132
	"					BL 6710W	14.4	135	121

HAMPSHIRE

Bloomsbury Farms Ltd 12 month average						49 pigs	(13.8)	(160)	100
Bloomsbury 674-3307	WM 1606U	+1.1	-10.8	99	64	WM 5604W	12.9	153	114
	"	"	"	"	"	" 6004W	13.4	155	108
	"	"	"	"	"	" 6006W	12.1	150	125
	"								
	WM 8304T	+0.1	-6.3	115	63	WM 6103W	11.4	141	139
	WM 2601U					WM 6309W	11.0	139	144
	WM 1606U	+1.1	-10.8	99	64	WM 6407W	13.1	140	123

apenhuyzon, Charles 12 month average						21 pigs	(13.5)	(172)	100
tony Plain 63-4358	DASA 870T	+0.7	-2.5	85	73	ASUS 340W	11.6	188	109
	"	"	"	"	"	" 341W	10.8	205	101
	"	"	"	"	"	" 342W	12.4	183	103
	"	"	"	"	"	" 347W	10.2	176	145
	ASUS 49S	+0.1	+12.1	57	88	" 461W	9.9	148	184
	ASUS 49S	"	"	"	"	" 472W	10.2	172	150
	ASUS 49S	"	"	"	"	" 473W	11.5	168	135

teiter Farms Ltd 12 month average (Not available)

ron Springs 38-4472	AHKP 580T					RITR 1543W	13.2	145	
	"					" 1544W	13.5	144	
	"					" 1566W	10.8	152	
	"					" 1567W	13.0	152	

BREEDER & TELEPHONE	SIRE IDENTIFICATION	SIRE E.B.V.		SIRE'S		PIG IDENT.	BACKFAT		AGE		INDE
		FAT (MM)	AGE (DAYS)	EBV INDEX	% REP		90 KG (MM)	90 KG (DAYS)			
<u>DUROC</u>											
Matejka, Steven Sylvan Lake 887-2656	12 month average HILL 68U " " "	-0.3 " " "	-1.3 " " "	114 " " "	38 " " "	SMBL 2163W SMBL 2164W SMBL 2165W " 2166W	(Not available) 10.8 10.4 12.0 10.6	165 166 167 160			
Neufeld Farms Ltd Acme 546-3969	12 month average NEUF 180T " " "	-0.8 " " "	-7.8 " " "	163 " " "	65 " " "	NEUF 150W " 151W NEUF 153W " 155W	29 pigs (13.4)	(169)	100	104 101 82 120	
Reiter Farms Ltd Iron Springs 738-4472	12 month average HILL 161T "	-0.5 "	-2.1 "	123 "	66 "	RITR 1552W " 1553W	(12.4)	(147)	100	89 112	
Rice, Ronald Ardrossan 998-2794	12 month average ARVY 14T " " "	-1.0 " " "	-0.3 " " "	127 " " "	56 " " "	AHPZ 236W " 237W " 238W " 239W	29 pigs (15.2)	(176)	100	156 122 146 120	

BREEDER & TELEPHONE	SIRE IDENTIFICATION	SIRE E.B.V.		SIRE'S		PIG IDENT.	BACKFAT	AGE	INDEX	
		FAT (MM)	AGE (DAYS)	EBV INDEX	% REP		90 KG (MM)	90 KG (DAYS)		
<u>CROSSBRED</u>										
Bloomsbury Farms Ltd 12 month average						23 pigs	(15.5)	(135)	100	
Bloomsbury 674-3307	BL15611T	+0.7	-6.0	106	66	8KJ 3204W	14.2	145	91	
	BL15611T	"	"	"	"	" 3205W	15.4	139	94	
	BL15611T	"	"	"	"	" 3206W	15.6	143	86	
	"	"	"	"	"	" 3207W	13.0	141	106	
	"	"	"	"	"	" 3208W	15.9	137	94	
	BL 2705U					" 3304W	18.0	145	67	
	"					" 3306W	17.0	138	85	
	"					" 3307W	18.7	143	66	
Neufeld Farms Ltd 12 month average						50 pigs	(14.3)	(160)	100	
Acme 646-3960	NEUF 180T	-0.8	-7.8	163	65	159W	15.5	153	96	
	"	"	"	"	"	160W	15.5	148	103	
	"	"	"	"	"	162W	14.2	149	115	
	NEUF 328					165W	14.0	149	117	
	"					166W	12.4	143	141	
	NEUF 172					2331W	12.2	161	120	
	"					2332W	12.6	158	120	
	"					2333W	11.4	162	128	
	"					2334W	13.4	157	113	
	NEUF 204					2535W	12.6	154	126	
Ranchview Test Barn 12 month average						598 pigs	(13.5)	(157)	100	
Wentley 48-3802	RFAA 3522T					2913W	9.9	166	124	
	"					3061W	14.6	159	83	
	"					3065W	14.6	159	83	
	"					3066W	11.1	159	123	
	"					3067W	12.9	159	103	
	RFAA 2165T					3094	13.6	161	89	
	RFAA 5711U					3103W	11.9	155	121	
	AOZM 333T (1)	+0.9	-1.9	75	76	3116W	11.5	159	119	
	RFAA 3522T					3122W	12.4	153	119	
	RFAA 3522T					3124W	12.4	153	119	
	AOZM 333T (1)	+0.9	-1.9	75	76	3152W	12.5	163	99	
	AOZM 333T (1)	"	"	"	"	3156W	14.1	150	104	
	AOZM 333T (1)	"	"	"	"	3153W	13.7	150	110	
	KKEF 2332T (1)	0.0	-8.4	133	89	3201W	14.0	154	98	
	KKEF 2332T (1)	"	"	"	"	3204W	17.1	163	44	
	KKEF 2332T (1)	"	"	"	"	3211W	12.0	148	135	

BREEDER & TELEPHONE	SIRE IDENTIFICATION	SIRE E.B.V.		SIRE'S		PIG IDENT.	BACKFAT	AGE	INDE
		FAT (MM)	AGE (DAYS)	EBV INDEX	% REP		90 KG (MM)	90 KG (DAYS)	
Ranchview Test Barn 12 month average						598 pigs	(13.5)	(157)	100
Bentley 748-3802	KKEF 2332T (1)	0.0	-8.4	133	89	3213W	13.9	153	102
	KKEF 2332T (1)	"	"	"	"	3214W	15.5	154	81
	"	"	"	"	"	3221W	11.8	152	129
	KKEF 2332T (1)	"	"	"	"	3223W	11.4	155	128
	NPD 8714T (1)	+0.2	+5.3	76	86	3235W	13.5	150	114
	AOUD 858T (1)					3241W	11.8	145	114
	AOUD 858T (1)					3242W	9.6	148	162
	AOUD 858T (1)					3245W	10.2	149	154
	AMBW 514S (1)	-1.6	+4.9	110	95	3251W	10.4	144	162
	AMBW 514S (1)	"	"	"	"	3252W	13.1	145	129
	AMBW 514S (1)	"	"	"	"	3253W	12.5	146	133
	"	"	"	"	"	3254W	14.8	149	99
	"	"	"	"	"	3255W	12.5	144	136
	RFAA 3271T					3262W	11.1	144	152
	RFAA 3271T					3266W	11.3	145	150
	AJCM 2425T (1)					3272W	10.2	144	163
	AJCM 2425T (1)					3274W	10.8	148	149
	AJCM 2425T (1)					3283W	11.0	157	129
	AJCM 2425T (1)					3284W	11.0	143	155
	NPD 8714T (1)	+0.2	+5.3	76	86	3302W	9.6	158	142
	" (1)					3307W	13.6	147	118
	RFAA 2162T					3321W	13.7	149	112
	RFAA 2162T					3322W	14.3	150	103
	RFAA 2162T					3325W	13.9	157	94
	AJCM 2425T (1)					3364W	14.0	145	116
Ranchview Farms B 12 month average						122 pigs	(13.4)	(160)	100
Bentley 748-3802	EDJL 142U (1)					39111W	13.1	171	79
	JBFA 2S (1)	-0.8	-7.5	141	98	4108W	9.9	167	123
	RFAA 5999T					4376W	13.3	150	122
	AVON 417U (1)					44714W	10.7	147	156
	AVON 417U (1)					44715W	7.3	153	181
	RFAA 1602U					4527W	12.1	154	126
	RFAA 1602U					4528W	14.5	156	96
	"					4529W	11.6	158	123
	"					45210W	14.0	143	128

G I L T S

BREEDER ADDRESS & TELEPHONE	12 MONTH AVERAGE			THIS PROBE PERIOD		
	# PROBED	BACKFAT (MM)	AGE (DAYS)	# PROBED	AVG. BACKFAT	AVG. AGE
<u>YORKSHIRE</u>						
Bloomsbury Farms Ltd. Bloomsbury 674-3307	48	17.4	160	11	15.2	150
Eringfield, B. Coaldale 345-3420	56	15.0	173	5	13.6	171
Knobben, G. Jarvie 954-2125	54	13.4	166	8	12.2	162
Knobben, J. Jarvie 954-2647	34	13.4	162	6	13.0	162
Matejka, G. Sylvan Lake 887-2656	158	13.9	180	15	14.0	164
Milne, B. Ponoka 783-6695	116	14.2	157	12	12.3	142
Reiter Farms Iron Springs 738-4472	151	13.7	161	12	12.6	143
Rice, R. Ardrossan 998-2794	29	14.9	169	12	16.3	178
Roeske, M. Alcomdale 939-4938	137	16.0	156	6	16.6	141
Turko, D. Newbrook 576-2315	43	15.6	160	6	15.6	129

BREEDER ADDRESS & TELEPHONE	12 MONTH AVERAGE			THIS PROBE PERIOD		
	# PROBED	BACKFAT (MM)	AGE (DAYS)	# PROBED	AVG. BACKFAT	AV AG
Wakeena Farm Bentley 748-4252	23	15.4	171	3	11.7	17
<u>LANDRACE</u>						
Barrett, R. & A. Ponoka 783-5192	137	15.9	143	7	13.3	14
Milne, B. Ponoka 783-6695	50	14.4	151	8	12.6	14
Reiter Farms Ltd. Iron Springs 738-4472	27	14.1	155	2	14.8	13
Wakeena Farm Bentley 748-4252	23	14.8	167	5	12.6	16
<u>LACOMBE</u>						
Bloomsbury Farms Ltd. Bloomsbury 674-3307	70	16.7	148	16	15.2	14
<u>HAMPSHIRE</u>						
Bloomsbury Farms Bloomsbury 674-3307	51	14.0	178	6	12.5	15
Papenhuyzen, C. Stony Plain 963-4358	34	15.0	172	7	10.9	17
<u>DUROC</u>						
Rice, R. Ardrossan 998-2794	(Not Available)			1	12.5	16

12 MONTH AVERAGE

THIS PROBE PERIOD

BREEDER ADDRESS & TELEPHONE	# PROBED	BACKFAT (MM)	AGE (DAYS)	# PROBED	AVG. BACKFAT	AVG. AGE
--------------------------------	-------------	-----------------	---------------	-------------	-----------------	-------------

CROSSBRED

Bloomsbury Farms Bloomsbury 674-3307	37	16.2	134	7	16.2	133
Milne, B. Ponoka 783-6695	160	14.3	151	14	12.2	142
Neufeld Farms Ltd. Acme 546-3969	(Not Available)			2	13.6	170
Olds College Olds 556-8393	377	15.5	160	40	16.4	155
Ranchview Test Barn Bentley 748-3802	231	14.4	171	23	13.2	168
Ranchview Farms "B" Bentley 748-3802	728	15.2	167	19	14.2	160
West, N. & T.J. Radway 736-3790	191	15.5	158	8	15.2	155
Wierenga, C. Neerlandia 674-5904	69	14.7	169	25	13.7	161



Alberta Swine Improvement Program

AL. 1. 837

CANADIAN
FEB 26 1988

#204, 7000 - 113 St. Edmonton Alberta T6H 5T6 phone: 427-5319
HOME TEST REPORT
February 1 - 15, 1988

This report contains a list of boars and gilts which completed the ultrasonic home test during the past two weeks. It is available to pig producers as an aid in selecting quality breeding stock. Information in the report is intended to reflect the relative potential breeding worth of animals listed in terms of economic traits measured. These traits are carcass quality in terms of backfat and growth rate from birth to 90 kg.

Information Reported

1. Information listed for each tested pig consists of: (a) breeder; (b) sire identification and EBV; (c) pig identification; (d) age (days) adjusted to 90 kg liveweight; (e) average backfat (mm) adjusted to 90 kg and (f) index of the pig compared to its contemporaries.
2. Home test herd averages are shown where 20 or more pigs by sex and breed were tested from the herd during the previous twelve month period. This average is the one against which all pigs in the current report are indexed. Animals of average economic merit will index 100. Boars or gilts with superior performance will be reflected by an index over 100.
3. It is important to remember that between-herd comparisons should not be made on the basis of home test data. Differences in environment, nutrition and management between farms will render such comparisons invalid.
4. Between herd comparisons should be made on the basis of the sires Estimated Breeding Values (EBV). EBV's are an estimate of the genetic value of the sire for backfat (mm at 90 kg) and growth rate (days to 90 kg). They are obtained by comparing the performance of each sire to all other sires in Western Canada using a computer statistical model called the best linear unbiased prediction (BLUP) method. Across herd comparisons of sire EBV's are valid because the management of the herd in which each record was obtained has been corrected for. EBV's are based on 0, which is the average for Western Canada, the greater the negative number the more likely the sire's progeny will genetically reduce backfat and/or age. The sire's EBV index is also an across herd comparison of the sire's genetic worth which combines backfat and age into one figure. A 100 index is the average for each breed for Western Canada. The greater index value above 100, the greater the overall genetic worth. Where no EBV's are shown, sires are too new to have been evaluated.
5. EBV's are also available for dams and other regions of Canada from the Pork Industry Branch at the address listed on page 2.

How To Use This Report

(See Reverse)

How To Use This Report

BOARS

1. Find a sire which exhibits those performance EBV's that you consider most important in the breed that fits into your intended breeding program.
2. Narrow your field of farms due to distance, health considerations, etc.
3. Find the highest indexing boar(s) from the sire you have chosen and phone the breeder to ascertain if they are available and physically sound, cost, etc.
4. Go examine the boar(s) yourself if you wish to make a final judgement to close the sale.

GILTS

1. Determine what breeds or crossbreds will fit in best to your intended breeding program.
2. Limit your choices of farms due to distance, health status, etc.
3. Find the farm(s) with the best overall performance in the breed(s) you have identified and phone them as to availability, price, etc.
4. Visit the farm yourself to make final determination regarding soundness and suitability, etc.

The animals reported have not been evaluated for physical or breeding soundness and health status. These assessments must be made by the selector.

Prepared by: Lajos Hajdu
Senior Swine Technician
Alberta Agriculture, Pork Industry Branch
#204, 7000 - 113 Street
EDMONTON, Alberta
T6H 5T6
Phone: 427 - 5319

B O A R S

BREEDER TELEPHONE	SIRE IDENTIFICATION	SIRE E.B.V.		SIRE'S		PIG IDENT.	BACKFAT		AGE 90 KG (DAYS)	INDEX
		FAT (MM)	AGE (DAYS)	EBV INDEX	% REP		90 KG (MM)	90 KG (DAYS)		

YORKSHIRE

dia Breeders ombe -2836	12 month average									(not available)
	JKAA13804U					ACA	54W	12.5	152	
	JKAA13804U					ACA	71W	12.5	140	
	JKAA13804U					ACA	72W	10.7	145	
	JKAA13804U					ACA	85W	13.8	158	
	JKAA13804U					ACA	86W	12.5	147	
	RITR 505U	0.0	-9.3	136	82	ACA	88W	9.4	142	
	RITR 505U	"	"	"	"	ACA	89W	12.1	148	
	RITR 505U	"	"	"	"	ACA	96W	10.3	151	
	RITR 505U	"	"	"	"	"	97W	13.3	149	
	RITR 505U	"	"	"	"	"	99W	13.8	158	
	JKAA13804U					ACA	111W	11.7	137	
	JKAA13804U					ACA	112W	12.6	149	
	JKAA13804U					ACA	113W	11.3	147	
	RITR 505U					ACA	143W	13.3	145	
	RITR 505U	0.0	-9.3	136	82	ACA	145W	12.1	133	
	RITR 505U	0.0	-9.3	136	82	ACA	146W	11.6	144	
at, J. ldale -9757	12 month average					88 Pigs		(12.0)	(148)	100
	ARBF 784T	-1.6	+6.1	105	88	ARBF	582W	12.6	164	64
	ANZI 3863P	-2.0	+9.6	99	97	ARBF	586W	7.8	147	146
	ARBF 784T	-1.6	+6.1	105	88	ARBF	587W	8.6	147	139
	ARBF 784T	-1.6	+6.1	105	88	ARBF	588W	8.3	143	149
	ARBF 784T	-1.6	+6.1	105	88	ARBF	589W	11.6	139	122
	ARBF 784T	"	"	"	"	"	606W	9.9	155	109
	ANZI 3863P	-2.0	+9.6	99	97	ARBF	610W	12.2	141	110
	ANZI 3863P	"	"	"	"	"	617W	10.0	145	127
	ANZI 3863P	"	"	"	"	"	618W	10.0	145	127
	ANZI 3863P	"	"	"	"	"	631W	12.7	141	106
	ANZI 3863P	"	"	"	"	"	632W	13.0	136	112
e Lakes Farms erthorpe -4373	12 Month Average					198 pigs		(12.5)	(158)	100
	JKAA 9201U					JKAA	14106W	12.4	179	72
	JKAA 5005U	-1.4	-6.5	150	72	JKAA	14303W	11.8	187	68
	JKAA 5005U	"	"	"	"	JKAA	14307	9.0	178	112
	RITR 964T	+1.2	+1.1	74	87	JKAA	15102W	12.8	193	49
	RITR 964T	"	"	"	"	"	15107W	10.6	186	83

BREEDER & TELEPHONE	SIRE IDENTIFICATION	SIRE E.B.V.		SIRE'S		PIG IDENT.	BACKFAT 90 KG (MM)	AGE 90 KG (DAYS)	INDE
		FAT (MM)	AGE (DAYS)	EBV INDEX	% REP				
Five Lakes Farms (cont'd)	JKAA 9201U					JKAA 15205W	11.2	186	77
	"					JKAA 15301W	9.9	167	116
	"					" 15303W	8.6	178	117
	"					" 15306W	9.4	182	102
	ARHL 707U					" 15505W	13.7	182	53
	JKAA 5005U	-1.4	-6.5	150	72	JKAA 16104W	12.3	188	61
	JKAA 9201U					" 16401W	15.2	165	59
	RITR 964T	+1.2	+1.1	74	87	JKAA 17605W	17.0	165	38
	RITR 964T	"	"	"	"	" 17606W	15.0	174	49
	"	"	"	"	"	" 17612W	14.7	158	74
JKAA 5005U	-1.4	-6.5	150	72	" 17702W	11.5	161	106	
Gwynne Vista Farms	12 month average				56 pigs		(13.1)	(169)	100
Gwynne 352-2998	JKAA 4308U					GWYN 11807W	10.6	172	114
"	YRZN 575T(1)	-1.5	+4.9	108	25	GWYN 11901W	13.5	158	113
"	"	"	"	"	"	" 11902W	12.4	160	119
"	"	"	"	"	"	" 11903W	14.2	160	105
"	"	"	"	"	"	" 11904W	12.4	166	110
"	"	"	"	"	"	" 11906W	13.1	156	119
AOGK 741T	-1.6	-3.8	144	88	"	12001W	9.9	165	130
"	"	"	"	"	"	12002W	9.9	165	130
"	"	"	"	"	"	12003W	11.1	153	137
YRZN 575T(1)	-1.5	-4.9	108	85	"	12101W	10.8	173	112
"	"	"	"	"	"	12102W	9.9	169	123
"	"	"	"	"	"	12106W	10.9	164	124
"	"	"	"	"	"	12107W	10.6	166	123
"	"	"	"	"	"	12108W	11.6	162	121
JKAA 4308U					"	12706W	8.4	169	135
JKAA 4308T					GWYN	12901W	11.5	149	139
"	"				"	12902W	13.4	143	134
"	"				"	12903W	9.3	153	151
RITR 924T(1)	-1.1	-12.8	169	64	"	13206W	12.4	148	134
Matejka, George Sylvan Lake 887-2656	12 month average				239 pigs		(13.0)	(162)	100
"	RITR 774U					KKEF 2320W	9.6	169	130
"	KKEF02180T	+0.1	-0.8	102	78	KKEF 2334W	13.7	158	98
"	"	"	"	"	"	" 2335W	12.0	159	119
"	"	"	"	"	"	" 2336W	12.0	159	119
"	KKEF 1543U					" 2343W	12.1	160	116
"	KKEF 342U	-0.4	-3.3	121	64	" 2393W	11.1	165	119
"	"	"	"	"	"	" 2462W	12.3	154	123
"	"	"	"	"	"	" 2463W	13.0	166	92
"	RITR 774U					" 2474W	10.5	174	110
"	RITR 774U					" 2476W	10.9	169	114

BREEDER TELEPHONE	SIRE IDENTIFICATION	SIRE E.B.V.		SIRE'S		PIG IDENT.	BACKFAT AGE		INDEX
		FAT (MM)	AGE (DAYS)	EBV INDEX	% REP		90 KG (MM)	90 KG (DAYS)	
tejka, George ont'd)	RITR 774U					KKEF 2485W	11.8	163	114
	JPVH 2117S(2)	+2.1	-6.0	89	93	KKEF 2515W	14.1	151	107
	ANZI 400P(2)	-3.4	-5.4	181	97	" 2530W	8.0	151	185
	JPVH 2117S(2)	+2.1	-6.0	89	93	" 2540W	9.3	141	187
	KKEF 2701S	-1.1	-8.3	152	84	" 2551W	10.5	145	164
	"	"	"	"	"	" 2552W	9.2	142	186
	ANZI 400P(2)	-3.4	-5.4	181	97	KKEF 2562W	9.0	142	189
	JPVH 2117S(2)	+2.1	-6.0	89	93	" 2580W	11.0	146	156
	"	"	"	"	"	" 2581W	13.3	148	124
	"	"	"	"	"	" 2590W	13.3	139	140
	"	"	"	"	"	" 2592W	12.1	142	149
	RITR 774U					" 2620W	11.8	136	165
	DOUG 354T					KKEF 2690W	9.2	144	182
	"					" 2693W	9.3	140	189
"					" 2695W	11.8	142	153	
Water Farms Ltd on Springs 8-4472	12 month average					109 pigs	(12.4)	(151)	100
RITR 1507U						RITR 1586W	14.0	153	178
RITR 924T(1)		-1.1	-12.8	169	64	RITR 1605W	11.1	139	135
"		"	"	"	"	" 1626W	10.8	144	129
"		"	"	"	"	" 1627W	9.2	140	154
"		"	"	"	"	" 1628W	11.0	150	116
ARHL 795U						RITR 1652W	9.9	138	150
KKEF 1053S		-1.9	-4.3	150	93	" 1684W	9.1	150	135
"		"	"	"	"	" 1685W	8.1	145	154
ARHL 795U						" 1701W	16.6	142	75
"						" 1702W	13.8	140	107
KKEF 440T		-1.3	+0.1	124	94	" 1724W	14.8	133	111
Andenberg, Joe rose 2-6177	12 month average					22 pigs	(14.2)	(163)	100
ASCG 180T		+0.6	-3.4	101	67	ASCG 680W	14.5	147	129
"		"	"	"	"	" 683W	12.4	149	150
"		"	"	"	"	" 684W	13.8	152	127
"		"	"	"	"	" 689W	13.8	152	127
ASCG 175U						" 690W	14.0	155	119
"						" 692W	13.7	150	132
"						" 695W	14.2	150	127
ASCG 520U						" 751W	15.0	135	149
"						" 755W	14.8	135	153

BREEDER & TELEPHONE	SIRE IDENTIFICATION	SIRE E.B.V.		SIRE'S		PIG IDENT.	BACKFAT		AGE		INDEX
		FAT (MM)	AGE (DAYS)	EBV INDEX	% REP		90 KG (MM)	90 KG (DAYS)			
Wakeena Farm Bentley 748-4252	12 month average RITR 512U "	-1.5 "	+0.8 "	124 "	61 "	KEEN " "	451W 12.3 452W 13.3	164 160	(not available)		
Weber Farms Ltd. Castor 882-2572	12 month average AWGF 517U AWGF 789U					AWGF AWGF	804W 13.2 838W 12.6	175 169	(not available)		
West, N. & T.J. Radway 736-3790	12 month average JKAA 421T " KKEF 2104U " "	-0.6 " "	-5.6 " "	132 " "	87 " "	ATED " " " "	177W 13.0 178W 15.0 190W 16.8 197W 12.1 198W 14.6	144 145 150 145 140	12.4 (157)	31 pigs	100 114 89 60 123 102
<u>LANDRACE</u>											
Acadia Breeders Lacombe 782-2836	12 month average ARHL 739U " " " " " " " " ARHL 739U					ACA " " " " " " " "	117W 13.3 118W 14.6 124W 11.1 125W 10.8 128W 10.7 129W 13.2 130W 11.5 132W 10.5 133W 12.9 119U 12.9	136 136 149 139 128 138 136 142 136 138	(not available)		
Braat, J. Coaldale 327-9757	12 month average ASDZ 541S	+1.2	+0.2	80	92	ARBF	597W 15.3	145	15.0	(147)	100 101
Dieterman, Bill Stony Plain 963-3663	12 month average AVON 417U(1) " " " "					ATJA " " " "	30W 14.7 32W 15.3 33W 16.9 34W 18.7 36W 13.9	158 159 168 163 149	(not available)		

BREEDER TELEPHONE	SIRE IDENTIFICATION	SIRE E.B.V.		SIRE'S		PIG IDENT.	BACKFAT		AGE INDEX
		FAT (MM)	AGE (DAYS)	EBV INDEX	% REP		90 KG (MM)	90 KG (DAYS)	
Eff, Brian rt Saskatchewan 8-3101	12 month average					(not available)			
	FLEV 351U					BKDF 40W	13.4	149	
	"					" 41W	12.7	138	
	"					" 42W	11.4	139	
Eff, Donald rt Sask. 8-3101	12 month average					57 pigs	(14.6)	(149)	100
	DUFF 661U					DUFF 481W	15.4	154	85
	"					" 493W	9.8	176	100
	MCMC 8T	-1.3	-1.5	126	93	" 500W	11.7	148	126
	"	"	"	"	"	" 503W	12.8	158	102
	FLEV 351U					" 533W	13.7	151	105
	"					" 540W	15.4	156	83
	"					" 541W	13.5	155	100
	DUFF 661U					" 550W	12.6	148	118
	"					" 551W	13.4	153	104
	"					" 552W	10.6	152	129
	"					" 600W	12.3	130	148
	"					" 601W	15.0	142	107
Tejka, Tony Ivan Lake 7-2656	12 month average					26 pigs	(13.9)	(161)	100
	TONY 1972U					TONY 2505W	15.3	157	90
	"					" 2508W	12.0	161	122
Winville Colony Winville 9-2118	12 month average					46 pigs	(13.1)	(146)	100
	MCMC 32U	+1.4	+1.4	72	59	MCMC 396W	11.1	182	64
	"	"	"	"	"	" 425W	11.8	180	60
	"	"	"	"	"	" 434W	12.4	176	59
	"	"	"	"	"	" 435W	12.0	152	102
	MCMC 125U					" 456W	12.2	145	112
	MCMC 85U					" 461W	12.4	141	116
	"					" 463W	13.3	136	115
	"					" 470W	12.9	149	98
	"					" 475W	10.0	145	135
	"					" 483W	10.1	160	108
	DUFF 710T	-2.3	+4.2	122	75	" 490W	8.2	149	146
	"	"	"	"	"	" 501W	13.8	148	90
	"	"	"	"	"	" 503W	16.8	162	36
	"	"	"	"	"	" 504W	12.6	154	93
	"	"	"	"	"	" 506W	13.6	153	85
	"	"	"	"	"	" 507W	14.2	144	122
	"					MCMC 508W	14.4	162	61
	"					" 509W	11.5	143	123
	MCMC 125U					" 513W	13.8	150	87
	"					" 515W	12.4	147	106

BREEDER & TELEPHONE	SIRE IDENTIFICATION	SIRE E.B.V.		SIRE'S		PIG IDENT.	BACKFAT 90 KG (MM)	AGE 90 KG (DAYS)	IND
		FAT (MM)	AGE (DAYS)	EBV INDEX	% REP				
Wakeena Farm Bentley 748-4252	12 month average					(not available)			
	KEEN 186U					KEEN 420W	10.9	159	
	"					" 421W	11.4	156	
	DUFF 171U	-1.8	+2.4	119	84	KEEN 441W	9.4	151	
	"	"	"	"	"	" 461W	12.8	156	
West, N. & T.J. Radway 736-3790	12 month average					(not available)			
	MCMC 13T	-0.6	-0.3	108	71	LAST 31W	14.8	163	
<u>LACOMBE</u>									
Five Lakes Farms Mayerthorpe 786-4373	12 month average					109 pigs	(12.4)	(158)	100
	JA 110T	-0.4	+5.3	91	84	JA 14604W	12.3	183	66
	JA 5204U					" 15603W	10.8	172	99
	KR 1303S	-1.9	-0.5	142	95	JA 16005W	11.9	176	81
	"	"	"	"	"	" 16305W	13.7	183	50
	JA 5204S					JA 16601W	12.9	179	65
	"					" 16602W	13.8	172	63
	"					" 16607W	12.9	174	171
	NE 36U(1)	+0.8	-7.4	108	59	" 17204W	11.1	168	101
	JA 5204U					" 17404W	13.2	178	62
	"					" 17405W	13.1	172	72
	"					" 17905W	12.0	173	84
Gwynne Vista Farms Gwynne 352-2998	12 month average					97 pigs	(13.3)	(162)	100
	KR 8904S	-1.9	+2.5	133	90	KR 12401W	9.1	159	153
	"	"	"	"	"	" 12403W	9.9	152	157
	"	"	"	"	"	" 12404W	9.4	152	162
	"	"	"	"	"	" 12405W	11.1	158	132
	NE 36U(1)	+0.8	-7.4	108	59	" 13102W	16.2	152	87
	"	"	"	"	"	" 13103W	13.3	148	126
<u>HAMPSHIRE</u>									
Five Lakes Farms Mayerthorpe 786-4373	12 month average					82 pigs	(11.7)	(161)	100
	JKAA 8103U					YAP 14806W	10.0	197	96
	"					NP 15906W	11.4	169	127
	"					" 15909W	10.7	186	106
	AOZM 333T(1)	+0.9	-1.9	75	76	" 16805W	11.8	182	99
	"	"	"	"	"	" 16807W	10.5	169	138

BREEDER TELEPHONE	SIRE IDENTIFICATION	SIRE E.B.V.		SIRE'S		PIG IDENT.	BACKFAT		AGE		INDEX
		FAT (MM)	AGE (DAYS)	EBV INDEX	% REP		90 KG (MM)	90 KG (DAYS)			
Prinville Colony	12 month average										(not available)
Prinville 9-2118	JKAA 3102U	+0.9	-5.0	87	49	MCMC	119W 12.1	152			
	"	"	"	"	"	"	110W 11.4	162			
	NP 4004U	-0.2	-5.5	123	58	"	142W 11.8	149			
	"	"	"	"	"	"	154W 10.9	141			
<u>DUROC</u>											
Maat, J. aldale 7-9757	12 month average										(not available)
	ARBF 64T	-0.8	-1.0	125	71	ARBF	601W 13.1	149			
Andenberg, Joe mrose 2-6177	12 month average										(not available)
	ASCG 442U					ASCG	710W 12.7	145			
	"					"	715W 12.3	146			
<u>RED WATTLE</u>											
Malta Red Wattles nfield 2-2269	12 month average										(not available)
	DLF 118U					PEN	30W 18.6	174			
	"					"	35W 19.5	189			
	"					"	41W 14.7	182			
	"					"	46W 18.1	173			
	"					"	48W 21.1	183			
	"					"	49W 24.9	181			
<u>CROSSBRED</u>											
Maat, J. aldale 7-9757	12 month average										(not available)
	ARBF 64T	-0.8	-1.0	125	71		569W 10.0	145			124
	ARBF 656T	-1.1	-6.0	155	78		592W 10.2	144			125
	ASDZ 341S	+1.2	+0.2	80	92		616W 12.3	150			95
	ARBF 64T	-0.8	-1.0	125	71		623W 12.2	145			104
Boot, Clarence erlandia 4-4077	12 month average						70 pigs	(13.7)	(164)		100
	4775						6286W 10.9	179			106
	"						6301W 12.6	188			73
	"						6302W 13.7	157			110
	4304						6370W 14.8	167			83
	4775						6381W 10.7	162			133

BREEDER & TELEPHONE	SIRE IDENTIFICATION	SIRE E.B.V.		SIRE'S		PIG IDENT.	BACKFAT 90 KG (MM)	AGE 90 KG (DAYS)	INDEX
		FAT (MM)	AGE (DAYS)	EBV INDEX	% REP				
Groot, Clarence (cont'd)	4775					6382W	13.7	169	92
	"					6383W	13.3	162	107
	3991					3517W	13.7	165	97
Matejka, Tony Sylvan Lake 887-2656	12 month average					(not available)			
	ATCH 11T(2)					2420W	13.7	148	
	ATCH 361T(2)					2521W	11.0	134	
	ATCH 361T(2)					2522W	11.0	140	
Ranchview Test Barn Bentley 748-3802	12 month average					598 pigs	(13.5)	(157)	100
	AOUD 858T(1)					3311W	13.3	152	111
	"					3312W	11.1	155	130
	"					3314W	13.3	152	111
	AJCM 2425T(1)					3361W	12.8	152	118
	KKEF 1490T(1)	-1.2	-13.7	176	80	3371W	11.1	155	131
	AMBW 514S(1)	-1.6	+4.9	110	95	3383W	10.2	158	136
	RFAA 3271T					3424W	10.9	157	130
	RFAA 5711U					3521W	11.7	150	133
	"					3522W	13.9	149	111
	"					3523W	12.0	149	134
	"					3525W	11.1	150	142
	"					3528W	14.1	147	113
	"					3529W	10.4	148	154
	RITR 1174U					3531W	12.7	146	131
	RITR 1174U					3534W	12.4	144	137
	AOUD 858T(1)					3552W	11.6	139	157
	AOUD 858T(1)					3554W	11.4	151	136
	RFAA 2576U					3634W	11.3	141	157
Ranchview Farms B Bentley 748-3802	12 month average					122 pigs	(13.4)	(160)	100
	AMBW 514S(1)	-1.6	+4.9	110	95	4556W	11.5	161	118
	"	"	"	"	"	4557W	10.7	167	115
	"	"	"	"	"	4559W	11.4	173	96
	"	"	"	"	"	4607W	12.1	162	109
	"	"	"	"	"	4638W	12.0	164	106
	ARHL 313T(1)	-0.5	+1.4	103	92	4855W	10.8	145	159
	"	"	"	"	"	4858W	10.5	154	144
	RFAA 5822U					4937W	10.4	144	165
Reiter Farms Ltd. Iron Springs 738-4472	12 month average					37 pigs	(13.5)	(148)	100
	AHKP 580T	-0.1	+5.0	88	67	8CB 1641W	14.3	143	100
	"	"	"	"	"	" 1642W	12.7	142	123

G I L T S

BREEDER ADDRESS & TELEPHONE	12 MONTH AVERAGE			THIS PROBE PERIOD		
	# PROBED	BACKFAT (MM)	AGE (DAYS)	# PROBED	AVG. BACKFAT	AVG. AGE
<u>YORKSHIRE</u>						
Acadia Breeders Lacombe 782-2836	(not available)			28	13.4	146
Braat, J. Coaldale 327-9757	146	12.5	155	14	12.7	158
Five Lakes Farms Mayerthorpe 786-4373	162	14.0	171	20	12.1	176
Gwynne Vista Farms Gwynne 352-2998	133	14.0	173	18	12.7	163
Matejka, George Sylvan Lake 887-2656	158	13.9	180	9	11.2	173
Reiter Farms Ltd Iron Springs 738-4472	151	13.7	161	18	13.7	148
Wakeena Farm Bentley 748-4252	23	15.4	171	3	13.2	172
Weber Farms Ltd. Castor 382-2572	(not available)			9	14.5	166
West, N. & T.J. Radway 736-3790	23	14.3	160	4	16.4	144

BREEDER ADDRESS & TELEPHONE	12 MONTH AVERAGE			THIS PROBE PERIOD		
	# PROBED	BACKFAT (MM)	AGE (DAYS)	# PROBED	AVG. BACKFAT	AVG. AGE
<u>LANDRACE</u>						
Acadia Breeders Lacombe 782-2836	(not available)			12	12.8	148
Braat, J. Coaldale 327-9757	31	15.6	153	3	15.3	148
Dieterman, Bill Stony Plain 963-3663	(not available)			3	15.4	153
Duff, Brian Fort Saskatchewan 998-3101	20	15.9	149	1	11.8	157
Duff, Donald Fort Saskatchewan 998-3101	102	14.5	149	8	15.1	153
Matejka, Tony Sylvan Lake 887-2656	27	15.3	175	5	12.7	161
Morinville Colony Morinville 939-2118	47	14.1	151	25	12.3	153
Wakeena Farm Bentley 748-4252	23	14.8	167	8	12.3	161
West, N. & T.J. Radway 736-3790	(not available)			1	12.2	160

BREEDER ADDRESS & TELEPHONE	12 MONTH AVERAGE			THIS PROBE PERIOD		
	# PROBED	BACKFAT (MM)	AGE (DAYS)	# PROBED	AVG. BACKFAT	AVG. AGE
<u>LACOMBE</u>						
Five Lakes Farms Mayerthorpe 786-4373	101	13.9	171	11	12.7	172
Gwynne Vista Farms Gwynne 352-2998	133	14.5	171	11	13.4	167
<u>HAMPSHIRE</u>						
Braat, J. Coaldale 327-9757	(not available)			2	14.9	162
Five Lakes Farms Mayerthorpe 786-4373	78	12.8	174	15	11.9	185
Morinville Colony Morinville 939-2118	(not available)			±±	12.5	156
<u>DUROC</u>						
Braat, J. Coaldale 327-9757	(not available)			6	15.5	145
<u>RED WATTLE</u>						
Penalta Red Wattles Winfield 682-2269	(not available)			9	21.7	186

BREEDER ADDRESS & TELEPHONE	12 MONTH AVERAGE			THIS PROBE PERIOD		
	# PROBED	BACKFAT (MM)	AGE (DAYS)	# PROBED	AVG. BACKFAT	AVG. AGE
<u>CROSSBRED</u>						
Baert, Martin Berrhead 674-3953	57	15.4	149	6	13.3	162
Braat, J. Coaldale 327-9757	24	14.9	148	9	13.6	152
Groot, Clarence Neerlandia 674-4077	149	13.8	167	24	12.7	165
Gwynne Vista Farms Gwynne 352-2998	117	14.5	165	23	12.7	163
Old House Farms Neerlandia 674-5453	97	13.8	177	14	12.6	180
Ranchview Test Barn Bentley 748-3802	231	14.4	171	16	13.0	180
Ranchview Farms B Bentley 748-3802	728	15.2	167	46	12.6	160
Weber Farms Ltd. Castor 882-2572	45	15.5	154	9	13.9	168
West, N. & T.J. Radway 736-3790	191	15.5	158	8	13.4	147

Alberta Swine Improvement Program

CANADIANA

MAR 17 1988

#204, 7000 - 113 St. Edmonton Alberta T6H 5T6 phone: 427-5319

HOME TEST REPORT
February 15 - 29, 1988

This report contains a list of boars and gilts which completed the ultrasonic home test during the past two weeks. It is available to pig producers as an aid in selecting quality breeding stock. Information in the report is intended to reflect the relative potential breeding worth of animals listed in terms of economic traits measured. These traits are carcass quality in terms of backfat and growth rate from birth to 90 kg.

Information Reported

1. Information listed for each tested pig consists of: (a) breeder; (b) sire identification and EBV; (c) pig identification; (d) age (days) adjusted to 90 kg liveweight; (e) average backfat (mm) adjusted to 90 kg and (f) index of the pig compared to its contemporaries.
2. Home test herd averages are shown where 20 or more pigs by sex and breed were tested from the herd during the previous twelve month period. This average is the one against which all pigs in the current report are indexed. Animals of average economic merit will index 100. Boars or gilts with superior performance will be reflected by an index over 100.
3. It is important to remember that between-herd comparisons should not be made on the basis of home test data. Differences in environment, nutrition and management between farms will render such comparisons invalid.
4. Between herd comparisons should be made on the basis of the sires Estimated Breeding Values (EBV). EBV's are an estimate of the genetic value of the sire for backfat (mm at 90 kg) and growth rate (days to 90 kg). They are obtained by comparing the performance of each sire to all other sires in Western Canada using a computer statistical model called the best linear unbiased prediction (BLUP) method. Across herd comparisons of sire EBV's are valid because the management of the herd in which each record was obtained has been corrected for. EBV's are based on 0, which is the average for Western Canada, the greater the negative number the more likely the sire's progeny will genetically reduce backfat and/or age. The sire's EBV index is also an across herd comparison of the sire's genetic worth which combines backfat and age into one figure. A 100 index is the average for each breed for Western Canada. The greater index value above 100, the greater the overall genetic worth. Where no EBV's are shown, sires are too new to have been evaluated.
5. EBV's are also available for dams and other regions of Canada from the Pork Industry Branch at the address listed on page 2.

How To Use This Report

(See Reverse)



Agriculture
Canada

12 . . . Alberta
AGRICULTURE

How To Use This Report

BOARS

1. Find a sire which exhibits those performance EBV's that you consider most important in the breed that fits into your intended breeding program.
2. Narrow your field of farms due to distance, health considerations, etc.
3. Find the highest indexing boar(s) from the sire you have chosen and phone the breeder to ascertain if they are available and physically sound, cost, etc.
4. Go examine the boar(s) yourself if you wish to make a final judgement to close the sale.

GILTS

1. Determine what breeds or crossbreeds will fit in best to your intended breeding program.
2. Limit your choices of farms due to distance, health status, etc.
3. Find the farm(s) with the best overall performance in the breed(s) you have identified and phone them as to availability, price, etc.
4. Visit the farm yourself to make final determination regarding soundness and suitability, etc.

The animals reported have not been evaluated for physical or breeding soundness and health status. These assessments must be made by the selector.

Prepared by:

Lajos Hajdu
Senior Swine Technician
Alberta Agriculture, Pork Industry Branch
#204, 7000 - 113 Street
EDMONTON, Alberta
T6H 5T6
Phone: 427 - 5319

B O A R S

BREEDER TELEPHONE	SIRE IDENTIFICATION	SIRE E.B.V.		SIRE'S		PIG IDENT.	BACKFAT	AGE	INDEX
		FAT (MM)	AGE (DAYS)	EBV INDEX	% REP		90 KG (MM)	90 KG (DAYS)	

YORKSHIRE

cadia Breeders acombe 82-2836	12 month average						(not available)			
	JKAA13804U					ACA	64W 12.9	151		
	"					"	65W 10.7	151		
	"					"	66W 11.6	151		
	RITR 505U	0.0	-9.3	136	82	"	98W 14.4	155		
	"	"	"	"	"	"	138W 14.1	145		
	"	"	"	"	"	"	139W 14.1	152		
	"	"	"	"	"	"	140W 11.3	146		
	"	"	"	"	"	"	141W 12.3	153		
	JKAA13804U					"	157W 14.6	136		
	"					"	160W 11.9	154		
	"					"	161W 15.4	162		
	"					"	162W 13.4	153		
	"					"	180W 13.6	151		
	RITR 505U	0.0	-9.3	136	82	"	192W 12.9	137		
	"	"	"	"	"	"	195W 12.9	145		
	"	"	"	"	"	"	196W 12.6	155		
	JKAA13804U					ACA	230W 10.5	128		
oomsbury Farms oomsbury 4-3307	12 month average						105 Pigs	(14.5)	(145)	100
	WM 804U	+1.1	-7.8	111	59	WM	6506W 14.1	136		119
	"	"	"	"	"	"	6507W 15.7	139		100
	"	"	"	"	"	"	6508W 15.5	135		109
	"	"	"	"	"	"	6509W 14.2	129		131
	"	"	"	"	"	"	6510W 15.4	143		96
	"	"	"	"	"	"	6511W 16.4	135		101
	"	"	"	"	"	"	6512W 15.2	142		99
aat, J. aldale 7-9757	12 month average						115 Pigs	(11.3)	(151)	100
	ANZI 3863P	-2.0	+9.6	99	97	ARBF	618W 11.5	151		98
ownlee, Jim iry Hill 8-2313	12 month average						60 Pigs	(14.2)	(163)	100
	RITR 574U					ARHP	490W 12.0	166		115
	KKEF 1930T	-0.4	-2.7	119	56	"	506W 11.4	198		86
	"	"	"	"	"	"	521W 11.4	195		89
	"	"	"	"	"	"	539W 17.2	182		53

BREEDER & TELEPHONE	SIRE IDENTIFICATION	SIRE E.B.V.		SIRE'S		PIG IDENT.	BACKFAT	AGE	INDEX
		FAT (MM)	AGE (DAYS)	EBV	% REP		90 KG (MM)	90 KG (DAYS)	
	RITR 574U					"	542W 14.4	176	83
	KKEF 1930T	-0.4	-2.7	119	56	"	550W 12.6	174	101
	"	"	"	"	"	"	552W 16.1	177	68
	"	"	"	"	"	"	554W 17.1	183	52
	"	"	"	"	"	"	670W 11.4	143	146
	"	"	"	"	"	"	692W 14.8	145	114
	RITR 574U					"	716W 14.5	144	118
Eringfeld, B. Coaldale 345-3420	12 month average					52 Pigs	(13.8)	(167)	100
	AREE 192U					AOGK	771W 10.2	175	129
	KKEF 3084T	-1.3	-0.8	128	64	"	791W 16.3	153	91
	"	"	"	"	"	"	792W 12.0	153	139
	"	"	"	"	"	"	793W 14.7	161	98
	" 1304S	-0.7	-0.1	113	96	"	831W 15.9	161	84
	AREE 192U					"	851W 11.3	157	143
	KKEF 3084T	-1.3	-0.8	128	64	"	881W 14.3	147	123
	"	"	"	"	"	"	882W 11.7	140	161
	"	"	"	"	"	"	883W 12.0	158	133
	"	"	"	"	"	"	884W 14.1	152	118
Gwynne Vista Farms Gwynne 352-2998	12 month average					56 Pigs	(13.1)	(169)	100
	JKAA 4308T					GWYN	12906W 13.2	164	107
	RITR 924T(1)	-1.1	-12.8	169	64	"	13203W 12.9	147	132
	"	"	"	"	"	"	13205W 11.5	162	122
	FGBE 508U(1)					"	13301W 16.3	165	83
	"					"	13302W 16.7	162	84
	"					"	13303W 15.8	154	101
	"					"	13304W 15.9	163	89
	GWYN 6303U					"	13702W 11.5	157	129
	"					"	13704W 11.3	159	128
	"					"	13705W 9.9	161	135
	RITR 924T(1)	-1.1	-12.8	169	64	"	14302W 9.5	151	153
	"	"	"	"	"	"	14602W 13.6	138	140
	"	"	"	"	"	"	14603W 13.4	140	139
	"	"	"	"	"	"	14604W 12.0	150	136
Knobben, Gary Jarvie 954-2125	12 month average					34 Pigs	(12.5)	(158)	100
	GARY 42S	+1.7	-3.7	83	89	GARY	257W 11.9	169	88
	AREE 552U					"	261W 13.7	168	65
	" 510U					"	270W 12.9	158	94
	"					"	272W 13.7	154	88
	"					"	274W 14.6	147	90

BREEDER & TELEPHONE	SIRE IDENTIFICATION	SIRE E.B.V.		SIRE'S		PIG IDENT.	BACKFAT		AGE		INDEX
		FAT (MM)	AGE (DAYS)	EBV INDEX	% REP		90 KG (MM)	90 KG (DAYS)			
Maschmeyer, Douglas	12 month average					57 Pigs	(14.2)	(148)			100
Bruderheim 998-2845	HILL 153U					DOUG 211W	12.8	141			128
	" 154T	-0.2	+1.4	98	79	" 226W	17.3	152			65
	"	"	"	"	"	" 227W	14.4	138			119
	"	"	"	"	"	" 228W	16.0	148			84
	"	"	"	"	"	" 229W	13.9	142			115
Matejka, George	12 month average					239 Pigs	(13.0)	(162)			100
Sylvan Lake 887-2656	KKEF 570S					KKEF 2611W	14.5	154			97
	RITR 774U					" 2620W	11.7	144			151
	KKEF 1968U					" 2633W	13.5	137			143
	"					" 2670W	12.2	144			144
	"					" 2674W	11.6	147			146
	" 532U					" 2680W	8.7	145			186
	"					" 2685W	10.6	149			154
	"					" 2686W	11.9	151			135
	DOUG 354T	-2.5	-1.5	151	75	" 2695W	10.4	146			165
	KKEF 1968U					" 2704W	10.4	145			165
	"					" 2707W	11.4	153			138
	" 570S					" 2753W	12.1	150			135
	DOUG 354T	-2.5	-1.5	151	75	" 2782W	12.0	138			157
McCarthy, John	12 month average					24 Pigs	(14.1)	(143)			100
Windale 442-4531	KKEF 1409(T1)					ASZT 202W	14.7	134			122
	"					" 203W	15.8	130			120
	"					" 204W	15.8	139			91
Wilne, Bruce	12 month average					105 Pigs	(13.1)	(149)			100
Monoka 883-6695	MILN 573U					MILN 711W	13.3	139			123
	"					" 712W	12.2	148			113
	"					" 713W	10.7	144			141
	"					" 715W	10.6	155			117
	FGBE 508U(1)					" 730W	11.5	144			132
	"					" 731W	14.1	148			92
	"					" 732W	11.5	152			114
	"					" 733W	11.8	154			105
	RITR 928T(1)	-1.1	12.8	169	64	" 748W	11.6	136			150
	"	"	"	"	"	" 749W	13.5	144			108
	MILN 678T	-2.1	-0.1	138	71	" 775W	8.8	150			151
	"	"	"	"	"	" 776W	12.1	135			146
	" 694U					" 786W	11.9	139			140

BREEDER & TELEPHONE	SIRE IDENTIFICATION	SIRE E.B.V.		SIRE'S		PIG IDENT.	BACKFAT	AGE	INDEX
		FAT (MM)	AGE (DAYS)	EBV INDEX	% REP		90 KG (MM)	90 KG (DAYS)	
Vandenberg, Joe Camrose 672-6177	12 month average					22 Pigs	(14.2)	(163)	100
	ASCG 520U					ASCG 740W	12.5	154	138
	"					" 742W	11.9	157	138
	"					" 744W	13.5	144	148
	"					" 747W	12.7	159	129
	"					" 754W	11.6	147	164
	" 175U					" 770W	14.5	142	141
	"					" 772W	14.8	144	133
	"					" 773W	13.7	140	154
	"					" 774W	13.4	145	147
West, N.&T.J. Radway 736-3790	12 month average					31 Pigs	(14.2)	(157)	100
	KKEF2104U					ATED 172W	16.3	148	93
	JKAA 421T	-0.6	-5.6	132	87	" 179W	15.0	169	80
	KKEF 2104U					" 188W	12.0	152	129
	"					" 189W	13.7	148	114
<u>LANDRACE</u>									
Acadia Breeders Lacombe 782-2836	12 month average					(not available)			
	ARHL 739U					ACA 152W	13.3	139	
	"					" 153W	12.8	141	
	"					" 154W	12.0	148	
	" 975U					" 164W	12.9	135	
	"					" 165W	13.0	146	
	" 739U					" 215W	11.1	140	
Duff, Donald Ft. Saskatchewan 998-3101	12 month average					57 Pigs	(14.6)	(149)	100
	FLEV 351U					DUFF 580W	15.0	141	109
	"					" 581W	14.5	136	119
	DUFF 661U					" 590W	10.8	149	130
	FLEV 351U					" 650W	10.2	135	158
Knobben, John Jarvie 954-2647	12 month average					(not available)			
	AVON 417U(1)					AREE 272W	15.4	159	


BREEDER	SIRE IDENTIFICATION	SIRE E.B.V.		SIRE'S		PIG IDENT.	BACKFAT 90 KG (MM)	AGE 90 KG (DAYS)	INDEX
		FAT (MM)	AGE (DAYS)	EBV INDEX	% REP				
Wakeland College Wermilion 53-8597	12 month average					98 Pigs	(14.6)	(160)	100
	ATAT 510U					ATAT 385W	15.9	171	74
	ARHL 313T(1)	-0.5	+1.4	103	92	" 389W	13.9	155	112
	"	"	"	"	"	" 390W	15.0	159	97
	"	"	"	"	"	" 391W	13.8	161	106
	"	"	"	"	"	" 395W	14.5	156	106
	"	"	"	"	"	" 398W	15.9	158	91
	"	"	"	"	"	" 399W	12.2	154	129
	ATAT 510U					" 403W	14.2	137	134
McCarthy, Kathy Windale 42-4531	12 month average					(not available)			
	JBFA 2S(1)	-0.8	-7.5	141	98	KATH 35W	10.1	130	
	"	"	"	"	"	" 36W	13.0	129	
Wolfe, Bruce Wanoka 33-6695	12 month average					44 Pigs	(13.1)	(150)	100
	MILN 712U					MILN 720W	10.2	137	162
	"					" 738W	10.2	146	151
	"					" 739W	8.1	151	178
	"					" 740W	8.1	145	186
	"					" 741W	9.6	145	162
Penhuyzen, C. Tony Plain 63-4358	12 month average					(not available)			
	DUFF 710T	-2.3	+4.2	122	75	ASUS 0480W	11.8	174	
West, N.&T.J. Midway 66-3790	12 month average					(not available)			
	MCMC 13T	-0.6	-0.3	108	71	LAST 32W	11.3	171	
<u>LACOMBE</u>									
Woodsbury Farms Woodsbury 4-3307	12 month average					194 Pigs	(15.1)	(138)	100
	BL 2405U					BL 6504W	13.8	151	87
	"					" 6505W	13.2	150	95
	" 2106U					" 6705W	15.9	151	67
	"					" 6706W	14.3	148	88
	"					" 6709W	15.7	147	77
	" 2405U					" 6802W	12.4	135	133
	"					" 6803W	17.2	133	89
	"					" 6804W	17.2	144	68
	"					" 6805W	14.0	136	115
	"					" 6806W	13.9	133	122

BREEDER & TELEPHONE	SIRE IDENTIFICATION	SIRE E.B.V.		SIRE'S		PIG IDENT.	BACKFAT	AGE	IND
		FAT (MM)	AGE (DAYS)	EBV INDEX	% REP		90 KG (MM)	90 KG (DAYS)	
Gwynne Vista Farms	12 month average					97 Pigs	(13.3)	(162)	10
Gwynne 352-2998	KR 8904S	-1.9	+2.5	133	90	KR 12405W	10.9	162	12
	NE 36U(1)	+0.8	-7.4	108	59	" 13101W	11.8	164	11
	"	"	"	"	"	" 13404W	10.7	169	11
	"	"	"	"	"	" 13405W	12.8	168	9
	"	"	"	"	"	" 13406W	12.7	163	10
	"	"	"	"	"	" 14402W	11.4	155	13
<u>HAMPSHIRE</u>									
Bloomsbury Farms	12 month average					96 Pigs	(13.0)	(150)	10
Bloomsbury 674-3307	WM 1606U	+1.1	-10.8	99	64	WM 6406W	13.4	157	8
	"	"	"	"	"	" 6408W	13.3	153	9
Brownlee, J.	12 month average					29 Pigs	(12.9)	(167)	10
Hairy Hill 768-2313	ASUS 121T					AHKP 465W	11.8	198	8
	BUFA 27U					" 491W	10.2	193	10
	"					" 494W	9.7	198	10
	"					" 501W	9.9	193	10
	"					" 669W	10.4	132	16
	"					" 670W	11.4	139	14
	"					" 671W	10.9	127	16
	AOVX 32U					" 711W	13.3	154	10
<u>DUROC</u>									
Braat, J.	12 month average					21 Pigs	(12.0)	(143)	10
Coaldale 327-9757	ARBF 64T	-0.8	-1.0	125	71	ARBF 628W	11.9	164	6
Maschmeyer, G.	12 month average					41 Pigs	(13.8)	(148)	10
Bruderheim 998-2845	AOUD 1215R	-0.5	+7.2	74	87	HILL 174W	10.9	160	10
	"	"	"	"	"	" 175W	12.0	170	7
	"	"	"	"	"	" 176W	12.9	166	7
	HILL 123U					" 180W	12.6	178	5
	"					" 181W	11.0	164	9
	"					" 182W	12.3	162	8
	"					" 183W	12.6	169	7
	"					" 185W	12.5	167	7

BREEDER & TELEPHONE	SIRE IDENTIFICATION	SIRE E.B.V.		SIRE'S		PIG IDENT.	BACKFAT		AGE 90 KG (DAYS)	INDEX
		FAT (MM)	AGE (DAYS)	EBV INDEX	% REP		90 KG (MM)	90 KG (DAYS)		
Vandenberg, Joe Camrose 572-6177	12 month average						(not available)			
	ASCG 442U					ASCG 711W	11.3		175	
	"					" 715W	11.7		152	
	" 91T	-1.1	+5.8	95	59	" 721W	10.8		156	
	"	"	"	"	"	" 722W	12.7		162	
	"	"	"	"	"	" 724W	11.4		145	
<u>CROSSBRED</u>										
raat, J. oaldale 27-9757	12 month average					88 Pigs	(12.8)	(142)		100
	ASDZ 541S	+1.2	+0.2	80	92	616W	12.1		155	82
	"	"	"	"	"	651W	13.3		126	123
	"	"	"	"	"	668W	19.6		120	80
hauvet, Maurice egal 61-2578	12 month average						(not available)			
	WM 1302U					4102W	13.0		178	
ilne, Bruce onoka 83-6695	12 month average						(not available)			
	MILN 233U	-1.8	+6.0	106	58	340W	13.1		137	
uefeld Farms Ltd. me 6-3969	12 month average					50 Pigs	(14.3)	(160)		100
	AOZM 333T(1)	+0.9	-1.9	75	76	173W	13.1		161	110
	"	"	"	"	"	174W	13.9		163	100
	RITR 1174U(1)					2681W	14.1		156	106
	"					2682W	12.4		154	127
	FGBE 508U(1)					2691W	11.7		165	120
	"					2692W	11.5		160	130
	"					2693W	11.8		162	123
	RITR 1174U(1)					2860W	13.3		135	142
	"					2861W	10.9		139	162
	"					2862W	12.9		149	128
	309U					2961W	13.4		135	141
	"					2962W	13.1		146	130
	"					2963W	13.0		142	136

BREEDER & TELEPHONE	SIRE IDENTIFICATION	SIRE E.B.V.		SIRE'S		PIG IDENT.	BACKFAT	AGE	IND
		FAT (MM)	AGE (DAYS)	EBV INDEX	% REP		90 KG (MM)	90 KG (DAYS)	
Ranchview Test Barn 12 month average						598 Pigs	(13.5)	(157)	10
Bentley 748-3802	AOUD 858T(1)					3331W	9.4	158	14
	RFAA 3271T					3422W	11.1	152	13
	"					3423W	10.1	158	13
	"					3426W	11.1	152	13
	" 3523T					3431W	12.8	155	11
	"					3433W	12.9	158	10
	RITR 924T(1)	-1.1	-12.8	169	64	3441W	10.5	155	13
	RFAA 3523T					3454W	11.6	150	13
	"					3456W	9.6	151	15
	RITR 924T(1)	-1.1	-12.8	169	64	3462W	11.4	154	13
	RFAA 3523T					3474W	10.7	150	14
	RITR 1174U(1)					3502W	14.6	149	10
	"					3505W	15.0	149	9
	"					3506W	11.8	153	12
	RFAA 6257U					3513W	11.4	148	14
	RITR 1174U(1)					3536W	11.1	152	13
	AOUD 858T(1)					3552W	12.2	145	13
	JBFA 2S(1)	-0.8	-7.5	141	98	3581W	11.0	146	14
	RFAA 5711U					3592W	15.7	153	8
	"					3595W	13.1	142	13
	" 6257U					3632W	12.4	143	13
	AOUD 858T(1)					3341W	10.0	166	12
	"					3343W	14.1	164	7
	"					3345W	12.4	164	9
	RFAA 3271T					3421W	11.9	161	11
	" 3523T					3435W	12.4	159	10
	"					3437W	11.3	160	12
	"					3452W	10.6	162	12
	RITR 924T(1)	-1.1	-12.8	169	64	3461W	11.6	156	12
	RFAA 3523T					3472W	12.2	157	11
	" 5711U					35210W	14.1	153	9
	RFAA 3523T					3453W	11.6	169	9
	" 2165T					3611W	9.4	152	15
	"					3613W	12.9	164	9
	"					3614W	11.5	154	12
	"					3616W	12.2	150	12
	" 6257U					3631W	11.0	154	13
	AOZM 333T(1)	+0.9	-1.9	75	76	3641W	9.9	151	15
	RITR 1174U(1)					3651W	13.2	155	10
	AOZM 333T(1)					3662W	8.4	157	15
	AOUD 858T(1)					3681W	11.5	153	13
	"					3683W	11.6	148	14

BREEDER TELEPHONE	SIRE IDENTIFICATION	SIRE E.B.V.		SIRE'S		PIG IDENT.	BACKFAT	AGE	INDEX
		FAT (MM)	AGE (DAYS)	EBV INDEX	% REP		90 KG (MM)	90 KG (DAYS)	
Hinchview Test Barn (cont)									
	RFAA 3523T					3711W	10.6	160	127
	"					3715W	12.1	156	117
	"					3717W	12.5	166	92
	"					3718W	9.6	160	139
	ARHL 313T	-0.5	+1.4	103	92	3723W	12.9	147	127
	ARHL 313T(1)	"	"	"	"	3724W	10.9	154	135
	AOUD 858T(1)					3768W	12.9	147	127
	AOZM 333T(1)	+0.9	-1.9	75	76	3771W	14.5	159	84
	"	"	"	"	"	3791W	17.1	144	82
	KKEF 2332T(1)	0.0	-8.4	133	89	3808W	11.3	159	121
Hinchview Farms B 12 month average						122 Pigs	(13.4)	(160)	100
Hinchview Farms B 12 month average									
Atley 3-3802	AMBW 514S(1)	-1.6	+4.9	110	95	4639W	11.1	154	136
	ARHL 313T(1)	-0.5	+1.4	103	92	4736W	12.9	150	124
	"	"	"	"	"	4737W	10.7	150	148
	"	"	"	"	"	4738W	11.1	153	138
	"	"	"	"	"	4739W	13.8	165	85
	RFAA 3227U					4746W	13.7	150	115
	"					4747W	12.2	161	110
	"					4749W	10.4	151	151
	KKEF 2332T(1)	0.0	-8.4	133	89	5106W	11.1	132	181
	"					5107W	11.8	139	159
	ARHL 313T(1)	-1.6	+4.9	110	95	5112W	9.9	135	188
	"	"	"	"	"	5113W	10.7	134	181
	"	"	"	"	"	5116W	10.7	145	160
	RFAA 1602U					5125W	16.1	147	95
	"					5126W	12.0	142	150
	" 5824U					5137W	15.2	137	125
	"					5138W	15.0	139	124
	AVON 417U(1)					4966W	13.3	160	100
	"					4968W	12.4	152	126
	RFAA 5822U					5019W	11.6	168	102
Hinchview Farms B 12 month average						(not available)			
denberg, Joe rose -6177	ASCG 91T	-1.1	+5.8	95	59	781W	10.4	148	



G I L T S

BREEDER ADDRESS & TELEPHONE	12 MONTH AVERAGE			THIS PROBE PERIOD		
	# PROBED	BACKFAT (MM)	AGE (DAYS)	# PROBED	AVG. BACKFAT	AVG. AGE
<u>YORKSHIRE</u>						
Acadia Breeders Ltd Lacombe 782-2836	(not available)			15	13.5	150
Bloomsbury Farms Ltd Bloomsbury 674-3307	123	16.3	149	2	18.2	138
Braat, J. Coaldale 327-9757	206	12.1	157	6	13.7	152
Brownlee, Jim Hairy Hill 768-2313	39	15.4	167	21	14.2	178
Eringfeld, B. Coaldale 345-3420	56	15.0	173	5	16.1	159
Gwynne Vista Farms Gwynne 352-2998	133	14.0	173	6	13.0	162
Knobben, Gary Jarvie 954-2125	54	13.4	166	3	13.3	158
Maschmeyer, Douglas Bruderheim 998-2845	46	15.3	151	6	15.5	149
McCarthy, John Lindale 542-4531	37	16.3	146	2	14.2	142
Milne, Bruce Ponoka 783-6695	116	14.2	157	15	12.2	143

BREEDER ADDRESS & TELEPHONE	12 MONTH AVERAGE			THIS PROBE PERIOD	
	# PROBED	BACKFAT (MM)	AGE (DAYS)	# PROBED	AVG. BACKFAT
Papenhuyzen, C. Stony Plain 963-4358	20	19.1	165	1	14.4
West, N.&T.J. Radway 736-3790	23	14.3	160	6	15.1
<u>LANDRACE</u>					
Acadia Breeders Lacombe 782-2836	(not available)			7	14.3
Braat, J. Coaldale 327-9757	(not available)			4	17.6
Duff, Donald Ft. Sask. 998-3101	102	14.5	149	9	13.7
Knobben, Gary Jarvie 954-2125	(not available)			2	12.5
Knobben, John Jarvie 954-2647	(not available)			2	13.2
Lakeland College	143	15.5	166	11	16.8
McCarthy, Kathy Lindale 542-4531	22	13.0	138	4	12.9
Milne, Bruce Ponoka 783-6695	50	14.4	151	8	10.6
Papenhuyzen, Charles Stony Plain 963-4358	(not available)			9	11.4
West, N.&T.J. Radway 736-3790	(not available)			9	14.5

BREEDER ADDRESS & TELEPHONE	12 MONTH AVERAGE			THIS PROBE PERIOD		
	# PROBED	BACKFAT (MM)	AGE (DAYS)	# PROBED	AVG. BACKFAT	AVG. AGE
<u>LACOMBE</u>						
Bloomsbury Farms Ltd Bloomsbury 674-3307	191	16.1	142	8	14.2	148
Gwynne Vista Farms Gwynne 352-2998	133	14.5	171	4	16.4	163
<u>HAMPSHIRE</u>						
Bloomsbury Farms Ltd Bloomsbury 674-3307	79	13.3	155	4	13.6	154
Brownlee, Jim Hairy Hill 768-2313	35	13.2	177	7	11.2	179
<u>DUROC</u>						
Braat, J. Coaldale 327-9757	23	15.0	151	1	11.9	164
Maschmeyer, Gerald Bruderheim 998-2845	32	15.5	150	2	14.1	161
Vandenberg, Joe Camrose 672-6177	(not available)			1	12.1	158
<u>CROSSBREDS</u>						
Bloomsbury Farms Ltd Bloomsbury 674-3307	102	16.0	142	13	17.1	140
Braat, J. Coaldale 327-9757	104	13.8	152	9	13.8	147

BREEDER ADDRESS & TELEPHONE	12 MONTH AVERAGE			THIS PROBE PERIOD	
	# PROBED	BACKFAT (MM)	AGE (DAYS)	# PROBED	AVG. BACKFAT
Chauvet, Maurice Legal 961-2578	59	16.7	144	43	14.6
Eringsfeld, B Coaldale 345-3420	(not available)			4	16.0
Gwynne Vista Farms Gwynne 352-2998	117	14.5	165	11	12.9
McLenaghan, Murray Meadowview 674-3907	(not available)			14	13.6
Milne, Bruce Ponoka 783-6695	160	14.3	151	18	11.7
Olds College Olds 556-8393	377	15.5	160	53	16.4
Ranchview Test Barn Bentley 748-3802	231	14.4	171	47	12.5
Ranchview Farms B Bentley 748-3802	728	15.2	167	38	13.9
West, N.&T.J. Radway 736-3790	191	15.5	158	30	14.9

Alberta Swine Improvement Program

CANADIANA

MAR 28 1988

#204, 7000 - 113 St. Edmonton, Alberta, T6H 5T6 phone: 427-5319

HOME TEST REPORT
MARCH 1 - 15, 1988

This report contains a list of boars and gilts which completed the ultrasonic home test during the past two weeks. It is available to pig producers as an aid in selecting quality breeding stock. Information in the report is intended to reflect the relative potential breeding worth of animals listed in terms of economic traits measured. These traits are carcass quality in terms of backfat and growth rate from birth to 90 kg.

Information Reported

1. Information listed for each tested pig consists of: (a) breeder; (b) sire identification and EBV; (c) pig identification; (d) age (days) adjusted to 90 kg liveweight; (e) average backfat (mm) adjusted to 90 kg and (f) index of the pig compared to its contemporaries.
2. Home test herd averages are shown where 20 or more pigs by sex and breed were tested from the herd during the previous twelve month period. This average is the one against which all pigs in the current report are indexed. Animals of average economic merit will index 100. Boars or gilts with superior performance will be reflected by an index over 100.
3. It is important to remember that between-herd comparisons should not be made on the basis of home test data. Differences in environment, nutrition and management between farms will render such comparisons invalid.
4. Between herd comparisons should be made on the basis of the sires Estimated Breeding Values (EBV). EBV's are an estimate of the genetic value of the sire for backfat (mm at 90 kg) and growth rate (days to 90 kg). They are obtained by comparing the performance of each sire to all other sires in Western Canada using a computer statistical model called the best linear unbiased prediction (BLUP) method. Across herd comparisons of sire EBV's are valid because the management of the herd in which each record was obtained has been corrected for. EBV's are based on 0, which is the average for Western Canada, the greater the negative number the more likely the sire's progeny will genetically reduce backfat and/or age. The sire's EBV index is also an across herd comparison of the sire's genetic worth which combines backfat and age into one figure. A 100 index is the average for each breed for Western Canada. The greater index value above 100, the greater the overall genetic worth. Where no EBV's are shown, sires are too new to have been evaluated.
5. EBV's are also available for dams and other regions of Canada from the Pork Industry Branch at the address listed on page 2.

How To Use This Report

(See Reverse)



Agriculture
Canada

/2 . . . Alberta
AGRICULTURE

How To Use This Report

BOARS

1. Find a sire which exhibits those performance EBV's that you consider most important in the breed that fits into your intended breeding program.
2. Narrow your field of farms due to distance, health considerations, etc.
3. Find the highest indexing boar(s) from the sire you have chosen and phone the breeder to ascertain if they are available and physically sound, cost, etc.
4. Go examine the boar(s) yourself if you wish to make a final judgement to close the sale.

GILTS

1. Determine what breeds or crossbreds will fit in best to your intended breeding program.
2. Limit your choices of farms due to distance, health status, etc.
3. Find the farm(s) with the best overall performance in the breed(s) you have identified and phone them as to availability, price, etc.
4. Visit the farm yourself to make final determination regarding soundness and suitability, etc.

The animals reported have not been evaluated for physical or breeding soundness and health status. These assessments must be made by the selector.

Prepared by:

Lajos Hajdu
Senior Swine Technician
Alberta Agriculture, Pork Industry Branch
#204, 7000 - 113 Street
EDMONTON, Alberta
T6H 5T6
Phone: 427 - 5319

B O A R S

BREEDER TELEPHONE	SIRE IDENTIFICATION	SIRE E.B.V.		SIRE'S		PIG IDENT.	BACKFAT		AGE 90 KG (MM) (DAYS)	INDEX
		FAT (MM)	AGE (DAYS)	EBV INDEX	% REP		90 KG (MM)	90 KG (DAYS)		
<u>YORKSHIRE</u>										
Radia Breeders Lacombe 2-2836	12 month average									(not available)
	LAD 854U					ACA	172W	12.7	180	
	"					"	174W	10.8	179	
	RITR 505U					"	194W	12.0	156	
	"					"	228W	10.6	149	
	JKAA13804U					"	231W	12.9	148	
	RITR 505U					"	306W	11.6	136	
Five Lakes Farms Wyerthorpe 6-4373	12 month average					234 Pigs	(12.9)	(165)		100
	YRZN 575T(1)	-1.5	+4.9	108	85	JKAA	17103W	11.4	188	82
	RITR 964T	+1.2	+1.1	74	87	"	17603W	12.3	180	84
	"	"	"	"	"	"	17604W	13.5	190	56
	"	"	"	"	"	"	17607W	12.5	176	88
	JKAA 5005U					"	17701W	11.8	180	90
	RITR 964T	+1.2	+1.1	74	87	"	18104W	10.3	170	121
	ARHL 707U					"	18504W	12.8	171	92
	"					"	18505W	13.3	175	81
	JKAA15705U					"	19503W	15.4	165	72
	"					"	19505W	11.0	152	140
	"					"	19506W	10.5	164	128
Schmeyer, D. Wiederheim 3-2845	12 month average					57 Pigs	(14.2)	(148)		100
	DOUG 334T	-1.9	+5.4	113	72	DOUG	235W	15.8	156	69
	"	"	"	"	"	"	236W	15.6	155	72
	HILL 55U					"	244W	14.5	157	79
	"					"	245W	13.7	150	101
	"					"	246W	15.3	156	73
	"					"	247W	13.5	154	94
	"					"	248W	15.5	151	82
Schmeyer, G. Wiederheim 3-2845	12 month average					32 Pigs	(14.9)	(145)		100
	DOUG 334T	-1.9	-5.4	113	72	HILL	205W	11.3	159	109

BREEDER & TELEPHONE	SIRE IDENTIFICATION	SIRE E.B.V.		SIRE'S		PIG IDENT.	BACKFAT	AGE	INDEX
		FAT (MM)	AGE (DAYS)	EBV INDEX	% REP		90 KG (MM)	90 KG (DAYS)	
Milne, Bruce Ponoka 783-6695	12 month average MILN 573U " " " 383U " 678T "					105 Pigs MILN 795W " 796W " 797W " 805W " 806W " 812W " 813W	(13.1)	(149)	100 102 94 117 129 131 123 115
Morinville Colony Morinville 939-2118	12 month average KKEF 2436U					(not available) MCMC 143W			151
Reiter Farms Iron Springs 738-4472	12 month average ARHL 795U KKEF 1053S " 440T					109 Pigs RITR 1746W RITR 1856W " 1895W	(12.4)	(151)	100 118 145 122
Roeske, Murray Alcomdale 939-4938	12 month average ANLG 505T(2) " " ROSE 336T " " " ANZI 1324U(2) "					35 Pigs ROSE 387W " 392W " 393W " 395W " 397W " 399W " 414W " 418W	(15.0)	(147)	100 132 112 120 118 102 129 168 135
Weber Farms Castor 882-2572	12 month average AWGF 789U " 517U " " 854U " " " " " " 517U " " " "					(not available) AWGF 875W " 886W " 906W " 914W " 923W " 924W " 933W " 934W " 937W " 953W " 986W " 987W " 996W " 1026W " 1027W " 1029W			162 169 169 175 183 184 180 180 167 159 174 172 183 153 146 154

BREEDER TELEPHONE	SIRE IDENTIFICATION	SIRE E.B.V.		SIRE'S		PIG IDENT.	BACKFAT		AGE INDEX
		FAT (MM)	AGE (DAYS)	EBV INDEX	% REP		90 KG (MM)	90 KG (DAYS)	

LANDRACE

Adia Breeders combe 2-2836	12 month average						(not available)			
	ARHL 739U					ACA	188W 11.8	153		
	"					"	187W 14.3	156		
	"					"	206W 10.3	153		
	"					"	213W 13.1	153		
	"					"	214W 13.9	152		
	"					"	216W 12.3	148		
	"					"	217W 11.3	162		
	"					"	236W 13.3	141		
	"					"	238W 12.3	148		
	"					"	245W 11.5	137		
	"					"	266W 12.3	131		
	"					"	267W 10.7	138		
	"					"	268W 11.4	131		
	"					"	269W 10.6	137		
	"					"	274W 11.6	136		
	ROYS 13W					"	300W 12.3	137		
	ARHL 739U					"	313W 11.8	131		
	"					"	314W 12.5	135		
	ROYS 13W					"	319W 13.7	129		
	"					"	321W 16.2	144		
	"					"	322W 13.4	138		
Wright, R.&A. Wenoka 3-5192	12 month average					105 Pigs	(14.5)	(136)	100	
	ROYS 210U	+1.0	-6.9	110	61	ROYS	330W 14.8	156	55	
	"	"	"	"	"	"	331W 15.7	146	69	
	"	"	"	"	"	"	343W 12.2	138	116	
	"	"	"	"	"	"	344W 13.0	140	106	
	"	"	"	"	"	"	345W 14.9	133	104	
	"	"	"	"	"	"	346W 12.0	132	132	
	"	"	"	"	"	"	347W 14.8	135	100	
	"	"	"	"	"	"	348W 14.8	139	91	
	"	"	"	"	"	"	349W 12.5	130	131	
	" 61U	-1.2	-4.2	136	82	"	356W 12.9	128	133	
	"	"	"	"	"	"	357W 12.5	132	126	
	"	"	"	"	"	"	358W 12.7	122	147	
	"	"	"	"	"	"	359W 12.6	124	143	
	"	"	"	"	"	"	360W 12.1	133	128	

BREEDER & TELEPHONE	SIRE IDENTIFICATION	SIRE E.B.V.		SIRE'S		PIG IDENT.	BACKFAT		AGE		INDE
		FAT (MM)	AGE (DAYS)	EBV INDEX	% REP		90 KG (MM)	90 KG (DAYS)			
Duff, Donald Ft. Sask. 998-3101	12 month average FLEV 351U DUFF 661U					57 Pigs DUFF "	(14.6) 680W 14.6 673T 12.0	(149) 154 144	100 92 129		
Lakeland College Vermilion 853-8597	12 month average ATAT 510U " " " " " "					98 Pigs ATAT " " " " " "	(14.6) 406W 14.7 407W 11.6 408W 12.8 409W 14.3 429W 16.1 430W 16.3 431W 14.6	(160) 152 144 152 161 137 151 151	100 110 148 127 101 117 97 112		
Maschmeyer, G. Bruderheim 998-2845	12 month average HILL 15S	+1.3	+7.1	52	82	21 Pigs HILL	(13.4) 72W 12.0	(143) 160	100 78		
Milne, Bruce Ponoka 783-6695	12 month average AVON 419U(1) " MILN 245U "					44 Pigs MILN " " "	(13.1) 820W 11.3 829W 14.2 836W 11.7 837W 10.4	(150) 133 137 147 146	100 152 100 127 147		
Morinville Colony Morinville 939-2118	12 month average MCMC 85U " " MCMC 121U " " " " "					36 Pigs MCMC " " " " " " "	(13.1) 533W 13.6 535W 12.8 537W 13.2 542W 11.5 544W 11.4 545W 13.8 547W 11.6 549W 10.1 552W 15.0	(146) 157 161 158 144 153 159 148 149 147	100 78 78 80 120 107 73 113 127 78		
Reiter Farms Ltd Iron Springs 738-4472	12 month average TONY 615U " " "	+1.6	-3.3	87	73	25 Pigs ARBF " " "	(12.7) 1764W 12.1 1766W 13.6 1767W 13.8 1769W 15.0	(146) 145 141 142 150	100 107 100 97 74		


BREEDER TELEPHONE	SIRE IDENTIFICATION	SIRE E.B.V.		SIRE'S		PIG IDENT.	BACKFAT	AGE	INDEX
		FAT (MM)	AGE (DAYS)	EBV INDEX	% REP		90 KG (MM)	90 KG (DAYS)	
<u>LACOMBE</u>									
ve Lakes Farms yerthorpe 6-4373	12 month average					99 Pigs	(12.6)	(163)	100
	JA11201U					JA 17901W	12.0	195	69
	" 16501U					" 18801W	13.0	163	95
	"					" 18804W	14.6	171	67
	" 16506U					" 19101W	12.0	155	116
	KR 1303S	-1.9	-0.5	142	95	" 20505W	12.6	150	115
<u>HAMPSHIRE</u>									
ve Lakes Farms yerthorpe 6-4373	12 month average					123 Pigs	(12.6)	(174)	100
	JKAA 8103U					NP 15901W	11.6	201	72
	"					" 15902W	11.5	200	75
	"					" 15903W	10.6	192	98
	"					" 15904W	11.1	201	78
	YAP10201U					YAP 16905W	10.6	183	112
	"					" 16906W	11.2	188	97
	"					JKAA 17301W	10.9	184	106
	"					" 17303W	9.0	181	135
	"					" 17305W	10.9	184	106
rinville Colony rinville 9-2118	12 month average					(not available)			
	NP 4004U	-0.2	-5.5	123	58	MCMC 157W	10.7	171	
	JKAA 3103U	+1.0	-6.7	89	63	" 161W	14.0	147	
	"	"	"	"	"	" 163W	13.6	148	
	"	"	"	"	"	" 167W	14.3	139	
<u>DUROC</u>									
schmeyer, G. aderheim 3-2845	12 month average					41 Pigs	(13.8)	(148)	100
	AOUD 1512R	-0.5	+7.2	74	87	HILL 196W	12.9	142	118
	"	"	"	"	"	" 197W	11.3	146	130
<u>RED WATTLE</u>									
alta Red Wattles field	12 month average					(not available)			
	DLF 21U					PEN 56W	22.7	181	
	"					" 63W	17.1	181	

BREEDER & TELEPHONE	SIRE IDENTIFICATION	SIRE E.B.V.		SIRE'S		PIG IDENT.	BACKFAT		AGE	INDE
		FAT (MM)	AGE (DAYS)	EBV INDEX	% REP		90 KG (MM)	90 KG (DAYS)		

CROSSBRED

Eidse, Louis Crooked Creek 957-2446	12 month average 901 " "						(not available)				
						8LE	52W 10.7	127			
						"	59W 9.5	136			
						"	70W 13.5	126			
Groot, Clarence Neerlandia 674-4077	12 month average 3991 4775 " " 4304 " 4775 FGBE 508U(1)						91 Pigs (12.3)	(162)	100		
							6391W 10.9	178	93		
							6480W 14.5	170	60		
							6485W 12.6	166	89		
							6491W 13.2	173	71		
							6500W 13.1	152	106		
							6540W 15.0	152	83		
Ranchview Test Barn Bentley 748-3802	12 month average RFAA 3523T AOZM 333T(1) RFAA 3523T ARHL 313T(1) AOUD 858T(1) AJCM 2425T(1) RFAA 6257U JBFA 2S(1) AJCM 2425T(1) RFAA 5711U " AOUD 858T(1) AMBW 514S(1) " " JBFA 2S(1) AOZM 333T(1) AOUD 858T(1) " AOZM 333T(1) " KKEF 2332T(1) AMBW 514S(1) AMBW 514S(1) RFAA 3523T	+0.9 -0.5 -0.8 -1.6 " " -0.8 +0.9 +0.9 0.0 -1.6 -1.6	-1.9 +1.4 -7.5 +4.9 " " -7.5 -1.9 " -1.9 -8.4 +4.9 -4.9	75 103 141 110 " " 141 75 75 75 133 110 110	76 92 98 95 " " 98 76 76 76 89 95 95		598 Pigs (13.5)	(157)	100		
							3726W 14.2	159	87		
							3743W 11.7	157	120		
							3832W 10.6	152	128		
							3862W 10.6	152	143		
							3933W 12.1	154	121		
							3944W 14.0	145	116		
							3976W 13.9	151	106		
							3586W 12.5	168	89		
							3622W 11.1	165	110		
							3671W 15.4	161	69		
							3672W 13.6	168	76		
							3682W 12.4	161	104		
							3695W 11.0	166	110		
							3697W 12.3	165	97		
							3698W 15.0	163	70		
							3704W 12.6	164	96		
							3742W 12.4	160	106		
							3763W 12.2	167	94		
							3764W 12.5	166	92		
							3773W 11.9	162	106		
							3777W 10.9	158	126		
							3804W 12.7	159	104		
							3821W 9.9	160	135		
							3828W 9.5	161	138		
							3833W 10.4	157	136		

BREEDER TELEPHONE	SIRE IDENTIFICATION	SIRE E.B.V.		SIRE'S		PIG IDENT.	BACKFAT		AGE 90 KG (DAYS)	INDEX
		FAT (MM)	AGE (DAYS)	EBV INDEX	% REP		90 KG (MM)	90 KG (DAYS)		
anchview Test Barn										
cont'd	AOUD 858T(1)					3841W	12.0	155	120	
	"					3842W	10.3	155	141	
	RFAA 5711U					3852W	12.9	154	112	
	ARHL 313T(1)	-0.5	+1.4	103	92	3864W	11.8	158	117	
	RFAA 3522T					3882W	13.2	155	107	
	"					3884W	14.5	157	87	
	KKEF 2332T(1)	0.0	-8.4	133	89	3901W	10.1	158	137	
	"	"	"	"	"	3902W	11.7	156	122	
	AOZM 333T(1)	+0.9	-1.9	75	76	3911W	11.8	166	101	
	"					3913W	10.9	153	137	
	KKEF 2332T(1)	0.0	-8.4	133	89	3951W	12.9	153	113	
	RFAA 6257U					3973W	11.7	150	134	
anchview Barn B 12 month average										
antley						122 Pigs	(13.4)	(160)	100	
8-3801	RFAA 1602U					5127W	11.3	155	134	
	"					5128W	12.5	154	122	
	KKEF 2332T(1)	0.0	-8.4	133	89	5203W	11.0	161	124	
	RFAA 5822U					5213W	11.9	156	124	
	"					5216W	14.1	149	113	
	"					52110W	12.2	152	129	
	" 5824U					5227W	14.7	159	87	
	"					52211W	13.7	151	114	
	KKEF 2332T(1)	0.0	-8.4	133	89	52311W	10.9	146	154	
	RFAA 1602U					5298W	14.1	156	100	
	"					5299W	11.8	158	121	
	" 5824U					54210W	12.4	147	137	



G I L T S

BREEDER ADDRESS & TELEPHONE	12 MONTH AVERAGE			THIS PROBE PERIOD		
	# PROBED	BACKFAT (MM)	AGE (DAYS)	# PROBED	AVG. BACKFAT	AVG. AGE
<u>YORKSHIRE</u>						
Acadia Breeders Lacombe 782-2836	(not available)			20	13.2	154
Baert, Martin Barrhead 674-3953	(not available)			2	14.0	158
Five Lakes Farms Mayerthorpe 786-4373	293	13.7	173	16	13.7	181
Maschmeyer, Douglas Bruderheim 998-2845	46	15.3	151	4	15.2	158
Maschmeyer, Gerald Bruderheim 998-2845	27	14.8	153	4	15.2	146
Milne, Bruce Ponoka 783-6695	116	14.2	157	9	12.0	160
Morinville Colony Morinville 939-2118	(not available)			1	13.1	155
Reiter Farms Ltd Iron Springs 738-4472	151	13.7	161	26	12.4	155
Roeske, Murray Alcomdale 939-4938	137	16.0	156	19	15.1	164
Weber Farms Ltd. Castor 882-2572	(not available)			23	14.6	171

BREEDER ADDRESS & TELEPHONE	12 MONTH AVERAGE			THIS PROBE PERIOD	
	# PROBED	BACKFAT (MM)	AGE (DAYS)	# PROBED	AVG. BACKFAT
<u>LANDRACE</u>					
Acadia Breeders Ltd Lacombe 782-2836	(not available)			23	12.3
Barrett, R.&A. Ponoka 783-5192	137	15.9	143	15	15.0
Duff, Donald Ft. Sask. 998-3101	102	14.5	149	9	14.9
Lakeland College Vermilion 853-8597	143	15.5	166	9	15.4
Maschmeyer, Gerald Bruderheim 998-2845	(not available)			1	13.5
Milne, Bruce Ponoka 783-6695	50	14.4	151	5	13.0
Morinville Colony Morinville 939-2118	47	14.1	151	19	12.8
Wakeena Farm Bentley 748-4252	23	14.8	167	4	13.1
<u>LACOMBE</u>					
Five Lakes Farms Mayerthorpe 786-4373	128	13.6	172	22	13.6

BREEDER ADDRESS & TELEPHONE	12 MONTH AVERAGE			THIS PROBE PERIOD		
	# PROBED	BACKFAT (MM)	AGE (DAYS)	# PROBED	AVG. BACKFAT	AVG. AGE
<u>HAMPSHIRE</u>						
Five Lakes Farms Mayerthorpe 786-4373	94	13.2	177	9	12.4	193
Morinville Colony Morinville 939-2118	(not available)			7	11.3	178
<u>DUROC</u>						
Maschmeyer, Gerald Bruderheim 998-2845	32	15.5	150	1	13.7	155
<u>RED WATTLE</u>						
Penalta Red Wattles Winfield 682-2269	31	23.7	182	8	22.4	186
<u>CROSSBRED</u>						
Baert, Martin Barrhead 674-3953	64	15.4	149	4	16.1	141
Chauvet, Maurice Legal 961-2578	103	15.5	148	26	14.8	174
Eidse, Louis Crooked Creek 957-2446	(not available)			13	13.5	140
Groot, Clarence Neerlandia 674-4077	181	13.5	167	32	13.3	171
Milne, Bruce Ponoka 783-6695	160	14.3	151	1	11.8	142

BREEDER ADDRESS & TELEPHONE	12 MONTH AVERAGE			THIS PROBE PERIOD		A A
	# PROBED	BACKFAT (MM)	AGE (DAYS)	# PROBED	AVG. BACKFAT	
Olds College Olds 556-8393	377	15.5	160	23	16.2	1
Ranchview Test Barn Bentley 748-3802	231	14.4	171	17	12.4	1
Ranchview Farms B Bentley 748-3802	728	15.2	167	30	12.7	1
Weber Farms Ltd Castor 882-2572	45	15.5	154	5	15.7	1
Wierenga, Clayton Neerlandia 674-5904	127	14.6	167	40	15.0	1

Alberta Swine Improvement Program

CANADIANA

MAY - 6 1988

#204, 7000 - 113 St. Edmonton Alberta T6H 5T6 phone: 427-5319

HOME TEST REPORT
MARCH 16 - 31, 1988

This report contains a list of boars and gilts which completed the ultrasonic home test during the past two weeks. It is available to pig producers as an aid in selecting quality breeding stock. Information in the report is intended to reflect the relative potential breeding worth of animals listed in terms of economic traits measured. These traits are carcass quality in terms of backfat and growth rate from birth to 90 kg.

Information Reported

1. Information listed for each tested pig consists of: (a) breeder; (b) sire identification and EBV; (c) pig identification; (d) age (days) adjusted to 90 kg liveweight; (e) average backfat (mm) adjusted to 90 kg and (f) index of the pig compared to its contemporaries.
2. Home test herd averages are shown where 20 or more pigs by sex and breed were tested from the herd during the previous twelve month period. This average is the one against which all pigs in the current report are indexed. Animals of average economic merit will index 100. Boars or gilts with superior performance will be reflected by an index over 100.
3. It is important to remember that between-herd comparisons should not be made on the basis of home test data. Differences in environment, nutrition and management between farms will render such comparisons invalid.
4. Between herd comparisons should be made on the basis of the sires Estimated Breeding Values (EBV). EBV's are an estimate of the genetic value of the sire for backfat (mm at 90 kg) and growth rate (days to 90 kg). They are obtained by comparing the performance of each sire to all other sires in Western Canada using a computer statistical model called the best linear unbiased prediction (BLUP) method. Across herd comparisons of sire EBV's are valid because the management of the herd in which each record was obtained has been corrected for. EBV's are based on 0, which is the average for Western Canada, the greater the negative number the more likely the sire's progeny will genetically reduce backfat and/or age. The sire's EBV index is also an across herd comparison of the sire's genetic worth which combines backfat and age into one figure. A 100 index is the average for each breed for Western Canada. The greater index value above 100, the greater the overall genetic worth. Where no EBV's are shown, sires are too new to have been evaluated.
5. EBV's are also available for dams and other regions of Canada from the Pork Industry Branch at the address listed on page 2.

How To Use This Report

(See Reverse)



Agriculture
Canada

/2 . . . **Alberta**
AGRICULTURE

How To Use This Report

BOARS

1. Find a sire which exhibits those performance EBV's that you consider most important in the breed that fits into your intended breeding program.
2. Narrow your field of farms due to distance, health considerations, etc.
3. Find the highest indexing boar(s) from the sire you have chosen and phone the breeder to ascertain if they are available and physically sound, cost, etc.
4. Go examine the boar(s) yourself if you wish to make a final judgement to close the sale.

GILTS

1. Determine what breeds or crossbreds will fit in best to your intended breeding program.
2. Limit your choices of farms due to distance, health status, etc.
3. Find the farm(s) with the best overall performance in the breed(s) you have identified and phone them as to availability, price, etc.
4. Visit the farm yourself to make final determination regarding soundness and suitability, etc.

The animals reported have not been evaluated for physical or breeding soundness and health status. These assessments must be made by the selector.

Prepared by:

Lajos Hajdu
Senior Swine Technician
Alberta Agriculture, Pork Industry Branch
#204, 7000 - 113 Street
EDMONTON, Alberta
T6H 5T6
Phone: 427 - 5319

B O A R S

BREEDER TELEPHONE	SIRE IDENTIFICATION	SIRE E.B.V.		SIRE'S		PIG IDENT.	BACKFAT	AGE	INDEX
		FAT (MM)	AGE (DAYS)	EBV INDEX	% REP		90 KG (MM)	90 KG (DAYS)	

YORKSHIRE

dia Breeders ombe -2836	12 month average						(not available)		
	JKAA13804U					ACA	251W 9.9	155	
	" "					"	281W 13.2	141	
	" "					"	282W 15.0	149	
	" "					"	283W 14.6	156	
	" "					"	284W 12.8	139	
	" "					"	289W 13.7	134	
	" "					"	290W 12.1	142	
	" "					"	291W 11.5	145	
	" "					"	292W 12.2	137	
	RITR 505U	0.0	-9.3	136	82	"	307W 11.5	153	
	" "	"	"	"	"	"	308W 10.4	144	
	" "	"	"	"	"	"	310W 11.5	145	
msbury Farms msbury -3307	12 month average					105 pigs	(14.5)	(145)	100
	WM 3409U					WM	6706W 11.0	136	146
	" "					"	6707W 14.8	136	113
	" "					"	6708W 13.8	141	113
	" 804U	+1.1	-7.8	111	59	"	6807W 11.8	135	141
	" "	"	"	"	"	"	6808W 12.7	137	129
	" "	"	"	"	"	"	6904W 15.6	131	115
	" "	"	"	"	"	"	6905W 12.2	137	134
	" "	"	"	"	"	"	6906W 11.7	137	138
	" 3409U					"	7405W 15.6	139	101
t, J. dale 9757	12 month average					88 pigs	(12.0)	(148)	100
	ARBF 784T	-1.6	+6.1	105	88	ARBF	654W 10.5	147	119
	ANZI 3863P	-2.0	+9.6	99	97	"	662W 10.9	147	115
	ARBF 784T	-1.6	+6.1	105	88	"	674W 11.4	147	108
nee, Jim y Hill 2313	12 month average					71 pigs	(13.8)	(163)	100
	KKEF 1930T	-0.4	-2.7	119	56	AHKP	679W 12.2	173	102
	" "	"	"	"	"	"	698W 13.0	173	96
	" "	"	"	"	"	"	704W 13.3	159	109
	RITR 574U					"	715W 14.5	168	88
	" "					"	718W 12.6	162	112

BREEDER & TELEPHONE	SIRE IDENTIFICATION	SIRE E.B.V.		SIRE'S		PIG IDENT.	BACKFAT		AGE		INDEX
		FAT (MM)	AGE (DAYS)	EBV INDEX	% REP		90 KG (MM)	90 KG (DAYS)			
Eringfield, B. Coaldale 345-3420	12 month average					52 pigs	(13.8)	(167)			100
	AREE 192U					AOGK 901W	12.6	183			89
	" "					" 902W	12.1	179			101
	" "					" 941W	11.5	156			141
	" "					" 942W	9.6	150			171
	" "					" 944W	11.9	157			135
	KKEF 3084T	-1.3	-0.8	128	64	" 952W	10.4	160			147
Five Lakes Farms Mayerthorpe 786-4373	12 month average					234 pigs	(12.9)	(165)			100
	JKAA 5005U	-1.4	-6.5	150	72	JKAA 18701W	10.0	177			114
	" "	"	"	"	"	" 18702W	9.8	180			112
	" "	"	"	"	"	" 18703W	12.3	184			78
	" 9201U					" 19004W	9.5	176			121
	" 15705U					" 19502W	12.9	187			67
	" 5005U	-1.4	-6.5	150	72	" 19603W	9.8	178			115
	" "	"	"	"	"	" 19604W	10.1	182			106
	ARHL 707U					" 19801W	12.5	172			94
	" "					" 19803W	13.1	177			80
	" "					" 20002W	11.5	166			114
	" "					" 20003W	11.6	163			117
	JKAA 5005U	-1.4	-6.5	150	72	" 20004W	12.7	169			96
	RITR 924T(1)					" 20901W	11.0	171			112
	JKAA 504W					" 20902W	10.3	160			136
	" "					" 20903W	10.4	161			133
	" "					" 20909W	11.0	166			119
	ARHL 707U					" 21002W	10.7	162			129
Gwynne Vista Farms Gwynne 352-2998	12 month average					56 pigs	(13.1)	(169)			100
	RITR 924T(1)	-1.1	-12.8	169	64	GWYN 14605W	15.7	171			79
	JKAA 4308U					" 14702W	11.9	166			113
	" "					" 14703W	11.8	175			101
	" "					" 14704W	10.4	154			141
Knobben, John Jarvie 954-2647	12 month average					61 pigs	(11.8)	(154)			100
	ROSE 106U	+2.0	+1.6	57	79	AREE 310W	15.5	156			46
	" "	"	"	"	"	" 311W	14.6	166			39
	" "	"	"	"	"	" 313W	14.8	158			52
	" "	"	"	"	"	" 314W	15.8	161			33
	" "	"	"	"	"	" 315W	14.7	163			45

BREEDER TELEPHONE	SIRE IDENTIFICATION	SIRE E.B.V.		SIRE'S		PIG IDENT.	BACKFAT	AGE	INDEX
		FAT (MM)	AGE (DAYS)	EBV	% REP		90 KG (MM)	90 KG (DAYS)	
Lejka, George van Lake -2656	12 month average					392 pigs	(12.4)	(163)	100
	KKEF 570S					KKEF 2721W	15.4	150	91
	" "					" 2723W	15.2	148	97
	" "					" 2725W	15.9	152	82
	RITR 774U					" 2743W	14.7	151	98
	KKEF 570S					" 2750W	11.1	156	124
	" "					" 2751W	13.3	153	108
	" "					" 2754W	11.3	160	116
	" "					" 2770W	14.1	143	117
	" "					" 2772W	12.9	143	130
	" "					" 2774W	9.8	150	149
	DOUG 354T	-2.5	-1.5	151	75	" 2782W	14.1	150	104
	KKEF 1494T	-1.4	-5.3	145	79	" 2801W	10.9	145	147
	" 342U	-0.4	-3.3	121	64	" 2810W	12.0	152	123
	" "	"	"	"	"	" 2812W	12.7	145	128
	" "	"	"	"	"	" 2814W	11.4	163	110
	" 570S					" 2820W	13.1	145	125
	" "					" 2821W	13.4	152	109
	" 2701S	-2.5	-1.5	151	75	" 2833W	14.7	145	108
	DOUG 354T					" 2902W	10.5	155	133
	RITR 774U					" 2931W	12.1	146	132
	" "					" 2933W	15.0	144	106
	" 2131U					" 2940W	12.2	137	146
	" "					" 2943W	11.3	134	162
	" "					" 2949W	10.6	140	159
	KKEF 342U	-0.4	-3.3	121	64	" 2962W	12.1	150	127
	" "	"	"	"	"	" 2964W	10.1	156	135
	" 2193S	-1.1	-4.9	140	88	" 2970W	10.5	155	133
	" "	"	"	"	"	" 2973W	9.8	154	142
	" "	"	"	"	"	" 2974W	11.3	156	123
	" 342U	-0.4	-3.3	121	64	" 2982W	9.0	155	148
	RITR 2131U					" 3041W	10.8	146	146
	" "					" 3044W	12.2	146	131
	KKEF 2701S	-1.1	-8.3	152	84	" 3050W	11.1	142	149
	" "	"	"	"	"	" 3056W	9.8	157	136
	" 1494T	-1.4	-5.3	145	79	" 3063W	9.4	141	169
	DOUG 354T	-2.5	-1.5	151	75	" 3073W	11.1	142	149
	" "	"	"	"	"	" 3074W	10.9	148	142
	" "	"	"	"	"	" 3075W	9.8	140	166
	" "	"	"	"	"	" 3076W	10.6	150	142
	KKEF 342U	-0.4	-3.3	121	64	" 3085W	14.8	149	99
	" 2723U					" 3091W	10.5	143	154
	" 2193S	-1.1	-4.9	140	88	" 3101W	11.6	153	125
	" "	"	"	"	"	" 3102W	9.8	143	161
	" "	"	"	"	"	" 3105W	11.9	151	126

BREEDER & TELEPHONE	SIRE IDENTIFICATION	SIRE E.B.V.		SIRE'S		PIG IDENT.	BACKFAT		AGE		INDEX
		FAT (MM)	AGE (DAYS)	EBV INDEX	% REP		90 KG (MM)	90 KG (DAYS)			
Matejka, G. cont'd	KKEF 2701S	-1.1	-8.3	152	84	KKEF 3131W	12.9	152	114		
	" "	"	"	"	"	" 3132W	10.3	153	140		
	" "	"	"	"	"	" 3134W	12.1	150	127		
	RITR 2131U					" 3140W	13.3	143	126		
	" "					" 3142W	11.9	140	145		
Milne, Bruce Ponoka 783-6695	12 month average					140 pigs	(12.5)	(150)	100		
	MILN 573U					MILN 847W	9.9	145	144		
	" "					" 848W	10.7	143	138		
	FGBE 508U(1)					" 856W	10.9	143	136		
	" "					" 857W	10.1	141	152		
	MILN 383U					" 867W	11.1	147	123		
	" "					" 868W	10.8	150	122		
	" "					" 869W	12.0	139	132		
	" 573U					" 871W	11.3	133	156		
	" 856U					" 881W	11.6	136	144		
	" "					" 882W	13.4	137	119		
	" "					" 883W	12.2	142	122		
	RITR 1174U(1)					" 894W	11.9	131	151		
	" "					" 895W	10.9	131	163		
	" "					" 897W	12.9	141	117		
	" "					" 898W	12.0	139	133		
Papenhuyzen, C. Stony Plain 963-4358	12 month average					23 pigs	(17.2)	(165)	100		
	DASA 1052T	+0.5	+5.2	71	72	ASUS 490W	16.6	194	62		
	" "	"	"	"	"	" 491W	13.1	193	112		
	" "	"	"	"	"	" 521W	16.9	178	83		
	TVW 252U					" 531W	16.2	149	139		
	" "					" 533W	15.6	144	155		
Rice, Ronald Ardrossan	12 month average					29 pigs	(14.2)	(166)	100		
	AHPZ 155U					AHPZ 261W	17.4	170	64		
	" "					" 262W	14.3	161	104		
	" "					" 266W	13.8	164	106		
Roeske, Murray Alcomdale 939-4938	12 month average					62 pigs	(13.4)	(148)	100		
	ANZI 1324U(2)					ROSE 403W	10.3	161	110		
	" "					" 405W	11.0	150	124		
	" "					" 406W	13.5	160	75		
	" "					" 407W	8.2	158	140		
	" "					" 416W	10.8	160	106		
	RITR 1174U					" 457W	11.8	126	163		

BREEDER TELEPHONE	SIRE IDENTIFICATION	SIRE E.B.V.		SIRE'S		PIG IDENT.	BACKFAT		AGE		INDEX
		FAT (MM)	AGE (DAYS)	EBV INDEX	% REP		90 KG (MM)	90 KG (DAYS)			
oko, Daniel	12 month average					24 pigs	(14.8)	(150)			100
brook -2315	GWYN14705U					DANY	220W 14.6	146			109
	GARY 315T	+1.4	-4.0	90	82	"	230W 15.7	154			83
	" "	"	"	"	"	"	231W 17.3	163			50
	" "	"	"	"	"	"	233W 18.6	166			28
	" "	"	"	"	"	"	234W 18.1	164			38
	" "	"	"	"	"	"	235W 15.3	147			99
denberg, Joe rose -6177	12 month average					62 pigs	(15.0)	(155)			100
	RITR 1174U(1)					ASCG	800W 14.8	158			96
	" "					"	801W 15.5	151			101
	" "					"	802W 14.7	152			109
	" "					"	803W 13.8	145			131
	" "					"	804W 11.7	148			152
	" "					"	805W 11.4	145			160
	FGBE 508U(1)					"	810W 13.2	154			122
	" "					"	813W 12.1	169			110
	" "					"	815W 13.0	163			109
er Farms Ltd tor -2572	12 month average					33 pigs	(14.9)	(164)			100
	AWGF 517U					AWGF	1075W 12.2	155			139
	" 135T					"	1099W 16.0	162			94
t, N. & T.J. way -3790	12 month average					31 pigs	(14.2)	(157)			100
	JKAA 421T	-0.6	-5.6	132	87	ATED	179W 14.2	171			85
<u>LANDRACE</u>											
ia Breeders ombe -2836	12 month average					(not available)					
	ARHL 739U					ACA	237W 11.8	159			
	" "					"	270W 12.6	158			
	ROYS 13W					"	298W 11.3	153			
	" "					"	301W 13.4	144			
	ARHL 739U					"	318W 11.5	154			
	ROYS 13W					"	320W 14.2	157			
	ARHL 739U					"	1232W 14.5	159			
	" "					"	1233W 12.5	163			
	" "					"	1235W 12.5	163			

BREEDER & TELEPHONE	SIRE IDENTIFICATION	SIRE E.B.V.		SIRE'S		PIG IDENT.	BACKFAT	AGE	INDEX
		FAT (MM)	AGE (DAYS)	EBV INDEX	% REP		90 KG (MM)	90 KG (DAYS)	
Lakeland College Vermilion 853-8597	12 month average AREE 361U(1) " " " "					114 pigs ATAT " " " "	(14.2) 437W 11.0 440W 12.6 448W 17.6	(158) 163 168 155	100 123 99 72
Matejka, Tony Sylvan Lake 887-2656	12 month average AREE 361U(1)					36 pigs TONY 3116W	(12.6) 11.3	(164) 140	100 156
<u>LACOMBE</u>									
Bloomsbury Farms Bloomsbury 674-3307	12 month average BL 2405U " 3402U " " " " " " " " " " " 2303U " " " " " " " " " " " "					194 pigs BL "	(15.1) 6807W 12.8 6906W 13.7 6907W 11.9 6908W 12.0 7007W 11.0 7008W 15.5 7009W 16.6 7105W 16.2 7106W 15.8 7107W 13.6 7110W 16.8 7111W 19.5 7112W 15.8	(138) 149 133 143 139 132 135 133 135 131 131 137 133	100 101 124 122 129 153 102 95 95 103 129 97 59 103
Five Lakes Farms Mayerthorpe 786-4373	12 month average JA16506U KR 1303S "					99 pigs JA "	(12.6) 19102W 9.4 20502W 10.6 20503W 11.1 20504W 11.4 20805W 13.4 21302W 9.8 21701W 12.4 21702W 11.5 21703W 12.7	(163) 162 161 161 168 171 164 145 142 147	100 137 125 119 107 81 131 123 137 117
Gwynne Vista Farms Gwynne 352-2998	12 month average KR 11806U " " " " " 12802U					97 pigs KR " " " " JTL	(13.3) 14901W 14.2 14904W 15.2 14906W 14.8 15301W 8.7	(162) 149 155 145 145	100 115 93 115 183

OWNER	SIRE IDENTIFICATION	SIRE E.B.V.		SIRE'S		PIG IDENT.	BACKFAT		AGE		INDEX
		FAT (MM)	AGE (DAYS)	EBV INDEX	% REP		90 KG (MM)	90 KG (DAYS)			
De Vista Farms											
'd	KR 12802U					JTL 15302W	10.3	146		163	
	" "					" 15303W	11.1	152		144	
	" "					" 15304W	8.8	154		165	
<u>HAMPSHIRE</u>											
msbury Farms	12 month average					96 pigs	(13.0)	(150)		100	
msbury 3307	WM 8304T	+0.1	-6.3	115	63	WM 6605W	15.2	159		52	
	" "	"	"	"	"	" 6606W	11.7	147		125	
	" "	"	"	"	"	" 6607W	14.3	151		80	
	" "	"	"	"	"	" 6608W	12.9	163		76	
	" "	"	"	"	"	" 7310W	13.1	134		131	
nee, Jim	12 month average					27 pigs	(12.0)	(169)		100	
y Hill 2313	AOVX 32U					AHKP 650W	13.3	169		86	
	" "					" 652W	9.2	164		138	
	" "					" 655W	13.0	164		95	
	" "					" 0655W	11.4	189		81	
	BUFA 27U					" 661W	11.3	195		75	
	AOVX 32U					" 662W	12.1	163		107	
	" "					" 666W	13.4	173		80	
	" "					" 731W	11.5	163		113	
Lakes Farms	12 month average					123 pigs	(12.6)	(174)		100	
rthorpe 4373	JKAA 8103U					JKAA 19702W	11.1	170		125	
	" "					" 19703W	10.8	183		109	
	" "					" 19704W	11.1	170		125	
	" "					" 19903W	10.1	174		132	
	" "					" 20101W	12.4	172		105	
	" "					" 20102W	12.1	170		112	
nhuyzen, C.	12 month average					21 pigs	(13.5)	(172)		100	
y Plain 4358	DASA 870T	+1.07	-2.5	85	73	ASUS 501W	10.5	163		156	
	" "	"	"	"	"	" 502W	12.1	167		126	
	" "	"	"	"	"	" 503W	11.9	176		120	
	" "	"	"	"	"	" 504W	12.6	195		85	
	ASUS 49S	+0.1	+12.1	57	88	" 542W	12.4	155		137	
	" "	"	"	"	"	" 545W	10.8	154		163	

EDER ELEPHONE	SIRE IDENTIFICATION	SIRE E.B.V.		SIRE'S		PIG IDENT.	BACKFAT		AGE	INDEX
		FAT (MM)	AGE (DAYS)	EBV INDEX	% REP		90 KG (MM)	90 KG (DAYS)		
Domsbury Farms										
t'd	BL 2705U					"	4407W	14.1	133	120
	" "					"	4408W	13.6	131	128
	" "					"	4502W	18.8	130	86
	" "					"	4503W	17.6	127	101
	" "					"	4504W	15.9	132	107
	" "					"	4505W	15.8	124	120
Held Farms										
	12 month average					123 pigs		(14.2)	(158)	100
m										
-3960	204						183W	14.5	164	86
	"						184W	15.0	154	98
	NEUF 180T	-0.8	-7.8	163	65		186W	13.1	159	110
	" "	"	"	"	"		187W	15.4	170	66
	328						197W	12.7	146	138
	"						199W	13.6	158	107
	"						201W	15.0	168	74
	RITR 1174U(1)						3001W	13.1	163	104
	" "						3002W	13.4	162	102
	" "						3003W	12.7	154	125
	204U						3201W	13.8	151	116
	"						3202W	13.3	147	128
	"						3203W	12.6	146	138
	172U						3231W	15.9	143	105
	"						3232W	15.3	138	121
	AMBW 514S(1)	-1.6	+4.9	110	95		3281W	12.6	144	142
Whview Test Barn										
	12 month average					902 pigs		(13.2)	(155)	100
ley										
-3802	RFAA 5711U						3674W	11.6	167	98
	KKEF 2332T(1)	0.0	-8.4	133	89		3982W	14.2	159	79
	" "	"	"	"	"		3984W	11.8	156	115
	" "	"	"	"	"		3985W	11.1	154	126
	AOUD 858T(1)						4013W	11.0	157	122
	" "						4014W	11.1	158	119
	RFAA 2165T						4031W	11.5	150	130
	" "						4035W	11.6	157	115
	KKEF 2332T(1)	0.0	-8.4	133	89		4045W	12.6	157	103
	VBSF 304U(1)						4051W	10.9	148	140
	" "						4052W	10.3	157	132
	" "						4053W	10.2	156	135
	JBFA 2S(1)	-0.8	-7.5	141	98		4072W	13.1	153	104
	RFAA 3522T						4102W	11.8	158	112
	AREE 361U(1)						4122W	13.7	156	92
	" "						4123W	11.4	147	136

BREEDER & TELEPHONE	SIRE IDENTIFICATION	SIRE E.B.V.		SIRE'S		PIG IDENT.	BACKFAT		AGE		INDEX
		FAT (MM)	AGE (DAYS)	EBV INDEX	% REP		90 KG (MM)	90 KG (DAYS)			
Ranchview Test Barn											
Cont'd	AJCM 2425T(1)					4161W	11.6	144		140	
	AOUD 858T(1)					4191W	14.0	150		97	
	AJCM 2425T(1)					4212W	11.1	140		152	
Ranchview Test Barn 12 month average						902 pigs	(13.2)	(155)		100	
Bentley											
748-3802	KKEF 2332T(1)	0.0	-8.4	133	89	4043W	15.2	165		56	
	" "	-1.2	-13.7	176	80	4293W	13.9	152		96	
	RFAA 3523T					4301W	14.2	156		87	
	" "					4303W	13.2	153		103	
	" "					4304W	12.1	149		126	
	" 3271T					4315W	13.4	161		86	
	AOUD 858T(1)					4331W	13.6	160		86	
	" "					4336W	15.2	154		77	
	RFAA 3522T					4345W	15.2	143		97	
	KKEF 2332T(1)	0.0	-8.4	133	89	4362W	11.3	158		118	
West, N. & T.J. 12 month average						(not available)					
Radway											
736-3790	MCMC 13T	-0.6	+0.3	108	71	1328W	18.0	172		48	
	" "	"	"	"	"	1331W	16.6	159		81	

G I L T S

BREEDER ADDRESS & TELEPHONE	12 MONTH AVERAGE			THIS PROBE PERIOD		
	# PROBED	BACKFAT (MM)	AGE (DAYS)	# PROBED	AVG. BACKFAT	AVG. AGE
<u>YORKSHIRE</u>						
Acadia Breeders Lacombe 82-2836	(not available)			10	12.6	150
Loomsbury Farms Loomsbury 74-3307	123	16.3	149	8	14.8	141
Maat, J. Waldale 27-9757	146	12.5	155	8	12.5	155
Mownlee, Jim Fairy Hill 68-2313	66	15.2	164	9	13.5	173
Ringfeld, B. Waldale 45-3420	56	15.0	173	10	14.2	171
Five Lakes Farms Layrthorpe 86-4373	293	13.7	173	22	13.2	171
Wynne Vista Farms Wynne 52-2998	133	14.0	173	27	11.9	164
Watejka, George Sylvan Lake 87-2656	298	13.1	177	29	12.9	165
Wllne, Bruce Wynoka 83-6695	156	13.2	152	17	11.1	145
Wapenhuyzen, C. Tony Plain 63-4358	20	19.1	165	5	15.2	172

BREEDER ADDRESS & TELEPHONE	12 MONTH AVERAGE			THIS PROBE PERIOD		
	# PROBED	BACKFAT (MM)	AGE (DAYS)	# PROBED	AVG. BACKFAT	AVG. AGE
Milne, Bruce Ponoka 783-6695	198	13.4	149	14	12.3	137
Ranchview Test Barn Bentley 748-3802	522	13.8	170	23	13.1	164
Weber Farms Ltd Castor 882-2572	106	15.2	160	9	15.2	168
West, N. & T.J. Radway 736-3790	191	15.5	158	3	16.7	180

Alberta Swine Improvement Program

CANADIANA

APR 29 1988

#204, 7000 - 113 St. Edmonton Alberta T6H 5T6 phone: 427-5319

HOME TEST REPORT
APRIL 01 - 15, 1988

This report contains a list of boars and gilts which completed the ultrasonic home test during the past two weeks. It is available to pig producers as an aid in selecting quality breeding stock. Information in the report is intended to reflect the relative potential breeding worth of animals listed in terms of economic traits measured. These traits are carcass quality in terms of backfat and growth rate from birth to 90 kg.

Information Reported

1. Information listed for each tested pig consists of: (a) breeder; (b) sire identification and EBV; (c) pig identification; (d) age (days) adjusted to 90 kg liveweight; (e) average backfat (mm) adjusted to 90 kg and (f) index of the pig compared to its contemporaries.
2. Home test herd averages are shown where 20 or more pigs by sex and breed were tested from the herd during the previous twelve month period. This average is the one against which all pigs in the current report are indexed. Animals of average economic merit will index 100. Boars or gilts with superior performance will be reflected by an index over 100.
3. It is important to remember that between-herd comparisons should not be made on the basis of home test data. Differences in environment, nutrition and management between farms will render such comparisons invalid.
4. Between herd comparisons should be made on the basis of the sires Estimated Breeding Values (EBV). EBV's are an estimate of the genetic value of the sire for backfat (mm at 90 kg) and growth rate (days to 90 kg). They are obtained by comparing the performance of each sire to all other sires in Western Canada using a computer statistical model called the best linear unbiased prediction (BLUP) method. Across herd comparisons of sire EBV's are valid because the management of the herd in which each record was obtained has been corrected for. EBV's are based on 0, which is the average for Western Canada, the greater the negative number the more likely the sire's progeny will genetically reduce backfat and/or age. The sire's EBV index is also an across herd comparison of the sire's genetic worth which combines backfat and age into one figure. A 100 index is the average for each breed for Western Canada. The greater index value above 100, the greater the overall genetic worth. Where no EBV's are shown, sires are too new to have been evaluated.
5. EBV's are also available for dams and other regions of Canada from the Pork Industry Branch at the address listed on page 2.

How To Use This Report

(See Reverse)



Agriculture
Canada

/2 . . .

Alberta
AGRICULTURE

How To Use This Report

BOARS

1. Find a sire which exhibits those performance EBV's that you consider most important in the breed that fits into your intended breeding program.
2. Narrow your field of farms due to distance, health considerations, etc.
3. Find the highest indexing boar(s) from the sire you have chosen and phone the breeder to ascertain if they are available and physically sound, cost, etc.
4. Go examine the boar(s) yourself if you wish to make a final judgement to close the sale.

GILTS

1. Determine what breeds or crossbreds will fit in best to your intended breeding program.
2. Limit your choices of farms due to distance, health status, etc.
3. Find the farm(s) with the best overall performance in the breed(s) you have identified and phone them as to availability, price, etc.
4. Visit the farm yourself to make final determination regarding soundness and suitability, etc.

The animals reported have not been evaluated for physical or breeding soundness and health status. These assessments must be made by the selector.

Prepared by:

Lajos Hajdu
Senior Swine Technician
Alberta Agriculture, Pork Industry Branch
#204, 7000 - 113 Street
EDMONTON, Alberta
T6H 5T6
Phone: 427 - 5319

B O A R S

BREEDER & TELEPHONE	SIRE IDENTIFICATION	SIRE E.B.V.		SIRE'S		PIG IDENT.	BACKFAT		AGE 90 KG	INDEX
		FAT (MM)	AGE (DAYS)	EBV INDEX	% REP		90 KG (MM)	90 KG (DAYS)		
<u>YORKSHIRE</u>										
Bloomsbury Farms Bloomsbury 74-3307	12 month average WM 3409U					105 Pigs	(14.5)	(145)		100
	"					WM 7203W	14.2	142		108
	"					" 7205W	15.4	149		86
	"					" 7207W	12.6	142		122
	"					" 7209W	15.8	154		73
	"					" 7605W	13.3	133		131
	" 3908U					" 7902W	14.6	135		117
raat, J. oaldale 27-9757	12 month average ARBF 784T	-1.6	+6.1	105	88	115 Pigs	(11.3)	(151)		100
	"					ARBF 684W	15.3	147		64
	"					" 697W	13.6	147		85
	"					" 721W	12.1	143		104
wynne Vista Farms wynne 52-2998	12 month average JKAA 4308U					128 Pigs	(12.4)	(165)		100
	RITR 924T(1)	-1.1	-12.8	169	64	GWYN 15202W	14.4	179		63
	"	"	"	"	"	" 16102W	14.2	153		100
	"	"	"	"	"	" 16103W	10.4	148		141
	"	"	"	"	"	" 16201W	11.9	145		130
	"	"	"	"	"	" 16203W	10.7	140		148
	"	"	"	"	"	" 16204W	8.1	153		156
	"	"	"	"	"	" 16205W	12.4	157		110
	"	"	"	"	"	" 16206W	9.9	149		144
	GWYN 6303U					" 16403W	14.2	163		86
	"					" 16405W	15.8	162		73
	RITR 924T(1)	-1.1	-12.8	169	64	" 16703W	9.9	154		138
	"	"	"	"	"	" 16705W	15.6	153		87
aschmeyer, Douglas ruderheim 98-2845	12 month average DOUG 271U					57 Pigs	(14.2)	(148)		100
	HILL 54T	-0.2	-1.4	98	79	DOUG 256W	13.0	163		78
	"	"	"	"	"	" 273W	11.7	134		153
	"	"	"	"	"	" 274W	14.2	136		127

BREEDER & TELEPHONE	SIRE IDENTIFICATION	SIRE E.B.V.		SIRE'S		PIG IDENT.	BACKFAT AGE		INDEX
		FAT (MM)	AGE (DAYS)	EBV INDEX	% REP		90 KG (MM)	90 KG (DAYS)	
Maschmeyer, Gerald 998-2845	12 month average					32 Pigs	(14.9)	(145)	100
Bruderheim	DOUG 334T	-2.5	-1.5	151	75	HILL	222W 13.3	133	131
	" 255U					"	239W 15.0	139	106
	" 334T	-2.5	-1.5	151	75	"	265W 15.2	142	99
	"	"	"	"	"	"	266W 15.5	134	109
	" 800T	+0.9	-3.7	99	70	"	271W 15.9	119	127
	"	"	"	"	"	"	272W 18.4	135	79
	"	"	"	"	"	"	273W 15.4	121	128
Matejka, George	12 month average					392 Pigs	(12.4)	(163)	100
Sylvan Lake	KKEF 1968U					KKEF	3150W 11.9	145	135
887-2656	DOUG 354T	-2.5	-1.5	151	75	"	3171W 11.8	140	147
	"	"	"	"	"	"	3174W 12.4	135	149
	"	"	"	"	"	"	3176W 12.4	147	127
	"	"	"	"	"	"	3180W 12.5	131	154
	KKEF 1880U					"	3213W 16.4	137	104
	" 1543U					"	3281W 13.4	126	154
	" 2701S	-1.1	-8.3	152	84	"	3282W 12.6	134	149
	"								
Milne, Bruce	12 month average					140 Pigs	(12.5)	(150)	100
Ponoka	RITR 1174U(1)					MILN	914W 10.4	150	127
783-6695	"					"	915W 11.1	151	116
	"					"	916W 10.3	140	150
	"					"	917W 11.1	139	141
	"					"	924W 12.6	146	107
	MILN 573U					"	938W 9.8	143	150
	" 856U					"	939W 9.5	141	157
	"					"	952W 11.3	144	129
	"					"	953W 9.2	141	161
	"					"	960W 10.2	139	154
	" 694U								
Morinville Colony	12 month average					36 Pigs	(12.9)	(144)	100
Morinville	JKAA 1061T	-1.0	-6.1	142	67	MCMC	173W 12.2	151	94
939-2118	"	"	"	"	"	"	174W 14.3	147	83
	"	"	"	"	"	"	176W 11.0	154	99
	"	"	"	"	"	"	182W 10.2	155	104
	KKEF 2436U					"	192W 10.2	158	99
	GARY 10S	-1.3	+2.4	113	49				

BREEDER TELEPHONE	SIRE IDENTIFICATION	SIRE E.B.V.		SIRE'S		PIG IDENT.	BACKFAT		AGE		INDEX
		FAT (MM)	AGE (DAYS)	EBV INDEX	% REP		90 KG (MM)	90 KG (DAYS)			
Walter Farms Ltd Iron Springs 88-4472	12 month average					212 Pigs	(12.5)	(143)			100
	KKEF 440T	-1.3	+0.1	124	94	RITR 1806W	11.6	158			77
	" 1053S	-1.9	-4.3	150	93	" 1855W	9.9	165			79
	" 440T	-1.3	+0.1	124	94	" 1876W	11.3	154			89
	FGBE 508U(1)					" 1904W	14.0	147			74
	"					" 1917W	12.6	153			78
	"					" 1919W	14.0	141			88
	ARHL 795U					" 1944W	10.8	144			115
	"					" 1945W	13.4	145			86
	"					" 1946W	11.5	152			91
	KKEF 440T	-1.3	+0.1	124	94	" 1972W	12.4	135			118
	"	"	"	"	"	" 1973W	11.5	143			110
	"	"	"	"	"	" 1974W	13.4	135			107
	RITR 664T	-1.6	-1.9	137	90	" 1984W	11.9	131			132
	"	"	"	"	"	" 1985W	11.4	134			130
	KKEF 1053S	-1.9	-4.3	150	93	" 1992W	13.2	128			123
	ARHL 795U					" 2003W	10.2	143			124
	RITR 664T	-1.6	-1.9	137	90	" 2053W	14.4	133			100
Andenberg, Joe Broose 2-6177	12 month average					62 Pigs	(15.0)	(155)			100
	FGBE 508U(1)					ASCG 900W	15.0	154			102
	ANZI 400P(2)	-3.4	-5.4	181	97	" 910W	11.7	147			154
	"	"	"	"	"	" 912W	13.3	146			136
	"	"	"	"	"	" 915W	12.8	148			138
	"	"	"	"	"	" 916W	11.8	147			151
St, N. & T.J. Hwy 5-3790	12 month average					40 Pigs	(13.0)	(154)			100
	KKEF 2104U					ATED 211W	13.0	148			107
	"					" 219W	16.3	155			67
	"					" 220W	16.4	162			59
	"					" 221W	16.3	158			63
	"					" 222W	12.9	151			104
	"					" 223W	12.3	150			112
<u>LANDRACE</u>											
India Breeders Combe 8-2836	12 month average					(not available)					
	ARHL 739U					ACA 330W	13.1	146			
	" 890U					" 339W	10.9	142			
	ARHL 739U					" 344W	12.0	152			
	"					" 345W	12.0	148			

BREEDER & TELEPHONE	SIRE IDENTIFICATION	SIRE E.B.V.		SIRE'S		PIG IDENT.	BACKFAT		AGE		IND
		FAT (MM)	AGE (DAYS)	EBV INDEX	% REP		90 KG (MM)	90 KG (DAYS)			
Acadia Breeders Cont'd	ARHL 739U					ACA	346W	13.2		153	
	"					"	348W	15.9		150	
	"					"	352W	10.4		154	
	"					"	353W	10.0		146	
	"					"	354W	11.6		147	
	"					"	357W	11.9		153	
	"					"	377W	13.2		135	
	"					"	379W	12.1		138	
Barrett, R. & A. Ponoka 783-5192	12 month average					105 Pigs		(14.2)		(137)	10
	ROYS 402T	-0.4	-9.0	141	72	ROYS	370W	12.4		132	12
	"	"	"	"	"	"	371W	12.6		133	12
	"	"	"	"	"	"	372W	12.0		145	10
	"	"	"	"	"	"	373W	14.3		139	9
	" 61U	-1.2	-4.2	136	82	"	380W	11.7		130	14
Braat, J. Coaldale 327-9757	12 month average					23 Pigs		(15.0)		(147)	10
	ASDZ 541S	+1.2	+0.2	80	92	ARBF	708W	15.0		145	10
	"	"	"	"	"	"	709W	15.4		157	7
	"	"	"	"	"	"	710W	15.4		164	6
	"	"	"	"	"	"	724W	15.9		143	10
Duff, Donald Fort Saskatchewan 998-3101	12 month average					68 Pigs		(13.8)		(149)	10
	ARHL 973U					DUFF	711W	12.6		171	7
	"					"	720W	10.3		159	11
	"					"	721W	12.2		163	9
	FLEV 351U					"	740W	11.8		163	9
	"					"	741W	13.4		157	8
	"					"	742W	14.7		165	6
	DUFF 661U					"	755W	12.9		151	10
Maschmeyer, Gerald Bruderheim 998-2845	12 month average					21 Pigs		(13.4)		(143)	10
	HILL 15S	+1.3	+7.1	52	82	HILL	85W	13.4		150	8
	"	"	"	"	"	"	87W	15.0		150	6
	"	"	"	"	"	"	88W	11.4		151	10
	AODU 811U					"	92W	13.7		128	12
	"					"	93W	15.7		140	8
	"					"	94W	14.2		133	11
	"					"	95W	15.2		137	9

BREEDER TELEPHONE	SIRE IDENTIFICATION	SIRE E.B.V.		SIRE'S		PIG IDENT.	BACKFAT		AGE		INDEX
		FAT (MM)	AGE (DAYS)	EBV INDEX	% REP		90 KG (MM)	90 KG (DAYS)			
Ilne, Bruce onoka 33-6695	12 month average					97 Pigs	(11.8)	(147)			100
	AOUD11703U(1)					MILN 904W	9.4	142			138
	"					" 905W	8.9	138			152
	MILN 573U					" 923W	9.6	146			129
	AOUD11703U(1)					" 930W	8.4	138			156
	"					" 931W	8.8	146			139
	MILN 392U					" 980W	11.5	134			125
	" 712U					" 982W	12.6	136			108
	"					" 983W	11.4	129			137
Brinville Colony Brinville 39-2118	12 month average					63 Pigs	(13.3)	(146)			100
	MCMC 85U					MCMC 530W	13.8	186			24
	"					" 555W	13.3	165			66
	ARHL 730R	0.0	40.1	100	79	" 561W	12.4	163			79
	"	"	"	"	"	" 565W	12.2	158			88
	MCMC 121U					" 572W	12.3	165			75
	"					" 574W	10.3	155			113
	" 85U					" 581W	11.1	166			85
	" 150U					" 623W	16.4	147			67
Water Farms Ltd on Springs 38-4472	12 month average					25 Pigs	(12.6)	(146)			100
	TONY 615U	+1.6	-3.3	86	73	RITR 1933W	13.7	152			81
	"	"	"	"	"	" 1956W	11.0	129			142
	"	"	"	"	"	" 1957W	12.0	151			98
	"	"	"	"	"	" 1958W	13.4	137			109
	"	"	"	"	"	" 1959W	11.6	136			126
st, N. & T.J. dway 6-3790	12 month average					(not available)					
	DUFF 2W					LAST 43W	16.5	159			
	"					" 46W	15.2	162			
<u>LACOMBE</u>											
oomsbury Farms oomsbury 4-3307	12 month average					194 Pigs	(15.1)	(138)			100
	BL 3402W					BL 7203W	18.9	139			61
	"					" 7204W	13.8	142			105
	"					" 7205W	15.0	145			87
	"					" 7206W	14.6	137			107
	" 207W					" 7505W	15.5	127			118
	" 311W					" 7606W	17.3	135			85

BREEDER & TELEPHONE	SIRE IDENTIFICATION	SIRE E.B.V.		SIRE'S		PIG IDENT.	BACKFAT		AGE 90 KG	INDEX
		FAT (MM)	AGE (DAYS)	EBV INDEX	% REP		90 KG (MM)	90 KG (DAYS)		
Bloomsbury Farms Cont'd	"15611T	+0.7	-6.0	106	66	"	7805W	17.0	136	86
	"	"	"	"	"	"	7806W	14.1	138	110
	" 207W					"	7905W	15.8	135	99
	"					"	7906W	15.0	137	103
	" 311W					"	8008W	18.0	134	80
	"					"	8010W	15.2	132	111
	" 207W					"	8104W	16.4	115	153
	" 805W					"	8204W	17.1	124	108
	"					"	8205W	17.2	131	93
	"					"	8206W	13.8	132	125
	" 311W					"	8304W	15.4	130	113
	"					"	8307W	15.0	128	121
	"					"	8308W	17.8	125	99
	" 1512T					"	8404W	17.4	126	101
	"					"	8406W	15.6	123	125
	"					"	8407W	13.4	124	145
Gwynne Vista Farms	12 month average					80 Pigs		(13.1)	(161)	100
Gwynne 352-2998	KR 11806U					KR	14901W	15.9	156	77
	"					"	14903W	14.5	161	83
	"					"	14904W	14.2	161	85
	" 12001U					"	15103W	14.0	165	81
	" 11806U					"	15404W	14.2	159	90
	"					"	15602W	14.7	159	85
	"					"	15603W	13.3	160	98
	"					"	15803W	13.7	156	102
	"					"	15805W	14.5	153	99
	"					"	15903W	12.5	167	95
	"					"	15904W	9.1	167	134
	"					"	15905W	11.4	172	98
	11806U					KR	16501W	13.5	143	127
	"					"	16504W	10.9	151	144
	"					"	16506W	12.9	149	124
	"					"	17607W	11.4	146	148

BREEDER TELEPHONE	SIRE IDENTIFICATION	SIRE E.B.V.		SIRE'S		PIG IDENT.	BACKFAT		AGE		INDEX
		FAT (MM)	AGE (DAYS)	EBV INDEX	% REP		90 KG (MM)	90 KG (DAYS)			
<u>HAMPSHIRE</u>											
loomsbury Farms	12 month average					96 Pigs	(13.0)	(150)			100
loomsbury 74-3307	WM 8304T	+0.1	-6.3	115	63	WM 7308W	12.2	151			110
	"	"	"	"	"	" 7309W	12.3	150			110
	" 1606U	+1.1	-10.8	99	64	" 7504W	15.5	146			74
	"	"	"	"	"	" 7505W	14.1	145			95
	" 8304T	+0.1	-6.3	115	63	" 7804W	15.0	126			121
orinville Colony	12 month average					(not available)					
orinville 39-2118	JKAA 3102U	+0.9	-5.0	87	49	MCMC 165W	11.4	161			
	:	"	"	"	"	" 166W	11.8	171			
apenhuyzen, C.	12 month average					34 Pigs	(13.4)	(173)			100
tony Plain 63-4358	ASUS 49S	+0.1	+12.1	57	88	ASUS 540W	12.6	171			113
	"	"	"	"	"	" 546W	10.6	163			150
	"	"	"	"	"	" 548W	12.6	180			96
andenberg, Joe	12 month average					(not available)					
amrose 72-6177	AJCM 2425T(1)					ASCG 890W	12.8	155			
	"					" 892W	15.2	161			
	"					" 894W	13.1	157			
<u>DUROC</u>											
aert, Martin	12 month average					(not available)					
arrhead 74-3953	AOUD 858T(1)					BART 392W	13.6	145			
	"					" 393W	11.8	145			
	"					" 395W	14.2	142			
raat, J.	12 month average					21 Pigs	(12.5)	(143)			100
baldale 27-9757	ARBF 64T	-0.8	-1.0	125	71	ARBF 698W	15.9	140			81
	"	"	"	"	"	" 702W	14.2	153			66
	"	"	"	"	"	" 703W	13.5	144			91

BREEDER & TELEPHONE	SIRE IDENTIFICATION	SIRE E.B.V.		SIRE'S		PIG IDENT.	BACKFAT	AGE	INDEX
		FAT (MM)	AGE (DAYS)	EBV INDEX	% REP		90 KG (MM)	90 KG (DAYS)	
Maschmeyer, Gerald Bruderheim 998-2845	12 month average					41 Pigs	(13.8)	(148)	100
	HILL 123U					HILL 217W	12.9	130	138
	AOUD 1512R	-0.5	-7.2	74	87	" 203W	12.0	152	108
	"	"	"	"	"	" 204W	11.6	156	107
	HILL 123U					HILL 215W	9.4	159	124
	"					" 216W	12.7	155	97
	" 114U					" 226W	13.8	144	105
	"					" 227W	11.0	152	121
	AOUD 1512R	-0.5	+7.2	74	87	" 251W	14.3	135	118
	"					" 252W	12.4	121	167
Matejka, Steve Sylvan Lake 887-2656	12 month average					(not available)			
	AOUD 858T(1)					SMBL 3160W	14.7	142	
	"					" 3161W	13.5	141	
Papenhuyzen, C. Stony Plain 963-4358	12 month average					(not available)			
	AIHO 54U					CWP 4W	12.6	165	
Vandenberg, Joe Camrose 672-6177	12 month average					28 Pigs	(14.6)	(154)	100
	ANZI 585U(2)					ASCG 851W	11.7	157	120
	"					" 852W	14.3	165	85
	"					" 856W	12.0	181	81
	"					" 860W	12.9	163	101
	"					" 862W	14.0	167	85
	JBFA 492T(2)	+ .2	-6.4	132	68	" 870W	12.0	159	115
	"					" 871W	11.6	160	117
<u>CROSSBRED</u>									
Baert, Martin Barrhead 674-3053	12 month average					(not available)			
	AVON 417U(1)					381W	13.1	151	
	"					382W	14.1	163	
	"					383W	13.5	153	
Bloomsbury Farms Bloomsbury 674-3307	12 month average					42 Pigs	(14.8)	(142)	100
	BL 2303U					8KJ 4804W	16.2	131	107
	"					" 4806W	14.8	118	138
	"					" 4807W	16.9	125	110
	"					" 4808W	16.6	120	120
	"					" 4809W	14.8	122	132
	"					" 4810W	15.4	127	119

BREEDER TELEPHONE	SIRE IDENTIFICATION	SIRE E.B.V.		SIRE'S		PIG IDENT.	BACKFAT	AGE	INDEX	
		FAT (MM)	AGE (DAYS)	EBV INDEX	% REP		90 KG (MM)	90 KG (DAYS)		
0 1 2 3 4 5 6 7 8 9 10 11 12 13 14 15 16 17 18 19 20 21 22 23 24 25 26 27 28 29 30 31 32 33 34 35 36 37 38 39 40 41 42 43 44 45 46 47 48 49 50 51 52 53 54 55 56 57 58 59 60 61 62 63 64 65 66 67 68 69 70 71 72 73 74 75 76 77 78 79 80 81 82 83 84 85 86 87 88 89 90 91 92 93 94 95 96 97 98 99 100	raat, J. paldale 27-9757	12 month average ASDZ 541S "	+1.2 "	+0.2 "	80 "	92 "	88 Pigs 680W 715W	(12.8) 12.4 14.8	(142) 146 137	100 96 90
	ldse, Louis rooked Creek 57-2446	12 month average BL 3402U " 3112U					(not available) 04W 012W			
	oot, Clarence eerlandia 74-3307	12 month average FGBE 508U(1) NPD 8714T(1) 3083 " FGBE 508U(1) " NPD 8714T(1) " " 4304 " "					91 Pigs 6600W 6601W 6602W 6607W 6612W 6620W 6621W 6631W 6633W 6641W 6643W 6651W 6660W 6663W 6667W	(12.3)	(162)	100 109 82 72 125 57 103 118 115 127 116 116 72 104 94 86
	aschmeyer, Douglas ruderheim 08-2845	12 month average AOUD 1215R " " " "	-0.5 " " "	+7.2 " " "	74 " " "	87 " " "	8 DL 614W 616W 617W 620W 622W	(not available)		144 140 150 141 132
	unchview Farms B entley 8-3802	12 month average KKEF 1490T(1) EDJL 142U(1) KKEF 2332T(1) " 1490T(1)					129 Pigs 5866W 5633W 5648W 5667W	(12.7)	(159)	100 118 152 141

BREEDER & TELEPHONE	SIRE IDENTIFICATION	SIRE E.B.V.		SIRE'S		PIG IDENT.	BACKFAT		AGE 90 KG	INDEX
		FAT (MM)	AGE (DAYS)	EBV INDEX	% REP		90 KG (MM)	90 KG (DAYS)		
Ranchview Test Barn 12 month average						902 Pigs	(13.2)	(155)		100
Bentley 748-3802	RFAA 5711U					4092W	10.2	173		103
	AREE 361U(1)					4124W	15.5	163		56
	RFAA 3523T					4131W	10.2	166		117
	AJCM 2425T(1)					4163W	13.4	170		68
	AMBW 514S(1)					4226W	10.6	154		134
	RFAA 2576U					4232Q	14.9	155		79
	" 2165T					4241W	13.4	171		67
	"					4242W	11.6	166		99
	"					4345W	12.1	161		100
	"					4246W	12.0	152		119
	KKEF 2332T(1)					4251W	13.9	161		79
	EDJL 142U(1)					4263W	12.5	166		88
	RFAA 3271T					4273W	11.9	167		93
	VBSF 304U(1)					4324W	13.2	159		92
	AOUD 858T(1)					4335W	13.8	165		74
	RFAA 3522T(1)					4343W	13.7	160		84
	AOUD 858T(1)					4352W	12.5	166		87
	"					4353W	13.1	156		99
	"					4354W	13.5	153		100
	KKEF 2332T(1)					4373W	12.6	160		97
	"					4376W	11.4	166		101
	"					4411W	11.7	152		124
	RFAA 2576U					4432W	10.8	153		133
	AJCM 2425T(1)					4452W	13.9	159		83
	RFAA 2165T					4464W	11.0	160		118
	AMBW 514S(1)					4476W	12.5	159		101
	"					4481W	12.7	164		90
	RFAA 3523T					4491W	12.5	145		126
	"					4492W	11.0	148		140
	AMBW 514S(1)					4525W	10.6	141		158
	RFAA 2165T					4555W	12.6	146		123
	ARHL 313T(1)					4571W	10.9	138		159
	AJCM 2425T(1)					4213W	11.0	176		88
	RFAA 2165T					4466W	11.7	164		101
	EDJL 142U(1)					4618W	10.7	160		121
	AMBW 514S(1)					4634W	11.6	154		120
	RFAA 6460U					4682W	14.7	147		95
	"					4691W	11.3	154		126
	"					4692W	12.2	150		120
	VBSF 304U(1)					4704W	11.6	149		129
	"					4782W	9.8	142		165
	RFAA 3522T					4844W	12.8	137		137
	"					4845W	13.5	139		125
	"					4846W	14.0	139		119

G I L T S

BREEDER ADDRESS & TELEPHONE	12 MONTH AVERAGE			THIS PROBE PERIOD		
	# PROBED	BACKFAT (MM)	AGE (DAYS)	# PROBED	AVG. BACKFAT	AVG. AGE
<u>YORKSHIRE</u>						
Bloomsbury Farms Ltd Bloomsbury 674-3307	105	16.3	149	9	15.9	146
Braat, J. Coaldale 327-9757	206	12.1	157	17	13.1	160
Gwynne Vista Farms Gwynne 352-2998	236	13.9	166	11	11.3	154
Maschmeyer, Douglas Bruderheim 998-2845	46	15.3	151	5	14.0	152
Maschmeyer, Gerald Bruderheim 998-2845	27	14.8	153	6	15.3	147
Matejka, George Sylvan Lake 887-2656	298	13.1	177	61	12.8	168
Morinville Colony Morinville 939-2118	29	14.4	155	8	13.5	154
Reiter Farms Ltd Iron Springs 738-4472	310	13.4	157	29	12.8	158
West, N. & T. Radway 736-3790	39	14.5	156	5	15.8	154

BREEDER ADDRESS & TELEPHONE	12 MONTH AVERAGE			THIS PROBE PERIOD		AVG. AC
	# PROBED	BACKFAT (MM)	AGE (DAYS)	# PROBED	AVG. BACKFAT	
<u>LANDRACE</u>						
Acadia Breeders Lacombe 782-2836	(not available)			9	13.1	15
Barrett, Roy & Anne Ponoka 783-5192	98	14.6	140	4	13.3	14
Braat, J. Coaldale 327-9757	31	15.6	153	5	16.4	15
Lakeland College Vermilion 853-8597	203	15.3	164	5	15.6	11
Maschmeyer, Gerald Bruderheim 998-2845	(not available)			7	13.5	14
Matejka, Tony Sylvan Lake 887-2656	22	13.7	177	2	12.8	15
Milne, Bruce Ponoka 783-6695	95	12.5	151	11	10.0	11
Morinville Colony Morinville 939-2118	79	13.6	153	9	13.4	14
Reiter Farms Ltd Iron Springs 738-4472	30	14.3	156	5	13.7	11
West, N. & T.J. Radway 736-3790	(not available)			1	15.8	11

BREEDER ADDRESS & TELEPHONE	12 MONTH AVERAGE			THIS PROBE PERIOD		
	# PROBED	BACKFAT (MM)	AGE (DAYS)	# PROBED	AVG. BACKFAT	AVG AGE
<u>LACOMBE</u>						
Bloomsbury Farms Bloomsbury 674-3307	191	16.1	142	28	17.1	134
Gwynne Vista Farms Gwynne 352-2998	125	14.3	167	22	14.1	166
<u>HAMPSHIRE</u>						
Bloomsbury Farms Bloomsbury 674-3307	79	13.3	155	6	14.0	149
Morinville Colony Morinville 939-2118	(not available)			1	13.9	161
Papenhuyzen, C. Stony Plain 963-4358	39	14.9	173	3	12.9	176
<u>DUROC</u>						
Braat, J. Coaldale 327-9757	23	15.0	151	3	16.8	153
Maschmeyer, Gerald Bruderheim 998-2845	59	14.5	153	13	12.2	147
Papenhuyzen, C Stony Plain 963-4358	(not available)			1	16.3	168
Vandenberg, Joe Camrose 672-6177	(not available)			9	14.1	163

BREEDER ADDRESS & TELEPHONE	12 MONTH AVERAGE			THIS PROBE PERIOD		AVG. AC
	# PROBED	BACKFAT (MM)	AGE (DAYS)	# PROBED	AVG. BACKFAT	
<u>CROSSBREDS</u>						
Baert, Martin Barrhead 674-3953	64	15.4	149	2	15.0	16
Bloomsbury Farms Bloomsbury 674-3307	102	16.0	142	13	15.7	13
Braat, J. Coaldale 327-9757	104	13.8	152	7	14.9	15
Chauvet, Maurice Legal 961-2578	103	15.5	148	10	15.5	18
Eidse, Louis Crooked Creek 957-2446	(not available)			28	13.7	15
Groot, Clarence Neerlandia 674-3307	149	13.8	167	22	13.3	16
Gwynne Vista Farms Gwynne 352-2998	162	14.0	164	28	12.9	16
Maschmeyer, Douglas Bruderheim 998-2845	(not available)			2	11.7	14
Milne, Bruce Ponoka 783-6695	198	13.4	149	5	12.2	13
Olds College Olds 556-8393	491	15.6	157	29	15.3	15

BREEDER ADDRESS & TELEPHONE	12 MONTH AVERAGE			THIS PROBE PERIOD		
	# PROBED	BACKFAT (MM)	AGE (DAYS)	# PROBED	AVG. BACKFAT	AVG. AGE
Ranchview Farms B Bentley 748-3802	560	14.1	163	32	12.5	169
Ranchview Test Barn Bentley 748-3802	522	13.8	170	39	13.3	167
West, N. & T.J Radway 736-3790	295	15.2	154	22	15.1	159
Wierenga, Clayton Neerlandia 674-5904	127	14.6	167	18	15.0	167



Alberta Swine Improvement Program

CANADIANA
MAY 16 1988

#204, 7000 - 113 St. Edmonton Alberta T6H 5T6 phone: 427-5319

AL. 1.827

HOME TEST REPORT
APRIL 15 - 30, 1988

This report contains a list of boars and gilts which completed the ultrasonic home test during the past two weeks. It is available to pig producers as an aid in selecting quality breeding stock. Information in the report is intended to reflect the relative potential breeding worth of animals listed in terms of economic traits measured. These traits are carcass quality in terms of backfat and growth rate from birth to 90 kg.

Information Reported

1. Information listed for each tested pig consists of: (a) breeder; (b) sire identification and EBV; (c) pig identification; (d) age (days) adjusted to 90 kg liveweight; (e) average backfat (mm) adjusted to 90 kg and (f) index of the pig compared to its contemporaries.
2. Home test herd averages are shown where 20 or more pigs by sex and breed were tested from the herd during the previous twelve month period. This average is the one against which all pigs in the current report are indexed. Animals of average economic merit will index 100. Boars or gilts with superior performance will be reflected by an index over 100.
3. It is important to remember that between-herd comparisons should not be made on the basis of home test data. Differences in environment, nutrition and management between farms will render such comparisons invalid.
4. Between herd comparisons should be made on the basis of the sires Estimated Breeding Values (EBV). EBV's are an estimate of the genetic value of the sire for backfat (mm at 90 kg) and growth rate (days to 90 kg). They are obtained by comparing the performance of each sire to all other sires in Western Canada using a computer statistical model called the best linear unbiased prediction (BLUP) method. Across herd comparisons of sire EBV's are valid because the management of the herd in which each record was obtained has been corrected for. EBV's are based on 0, which is the average for Western Canada, the greater the negative number the more likely the sire's progeny will genetically reduce backfat and/or age. The sire's EBV index is also an across herd comparison of the sire's genetic worth which combines backfat and age into one figure. A 100 index is the average for each breed for Western Canada. The greater index value above 100, the greater the overall genetic worth. Where no EBV's are shown, sires are too new to have been evaluated.
5. EBV's are also available for dams and other regions of Canada from the Pork Industry Branch at the address listed on page 2.

How To Use This Report

(See Reverse)
Agriculture
Canada



Alberta
AGRICULTURE

How To Use This Report

BOARS

1. Find a sire which exhibits those performance EBV's that you consider most important in the breed that fits into your intended breeding program.
2. Narrow your field of farms due to distance, health considerations, etc.
3. Find the highest indexing boar(s) from the sire you have chosen and phone the breeder to ascertain if they are available and physically sound, cost, etc.
4. Go examine the boar(s) yourself if you wish to make a final judgement to close the sale.

GILTS

1. Determine what breeds or crossbreds will fit in best to your intended breeding program.
2. Limit your choices of farms due to distance, health status, etc.
3. Find the farm(s) with the best overall performance in the breed(s) you have identified and phone them as to availability, price, etc.
4. Visit the farm yourself to make final determination regarding soundness and suitability, etc.

The animals reported have not been evaluated for physical or breeding soundness and health status. These assessments must be made by the selector.

Prepared by:

Lajos Hajdu
Senior Swine Technician
Alberta Agriculture, Pork Industry Branch
#204, 7000 - 113 Street
EDMONTON, Alberta
T6H 5T6
Phone: 427 - 5319

B O A R S

BREEDER TELEPHONE	SIRE IDENTIFICATION	SIRE E.B.V.		SIRE'S		PIG IDENT.	BACKFAT	AGE	INDEX
		FAT (MM)	AGE (DAYS)	EBV INDEX	% REP		90 KG (MM)	90 KG (DAYS)	

YORKSHIRE

Madia Breeders combe 2-2836	12 month average					61 Pigs	(12.7)	(147)	100
	ARHL 890U					ACA 338W	11.1	160	94
	JKAA13804U					" 369W	9.5	147	139
	"					" 370W	10.6	148	123
	"					" 372W	9.6	163	106
	"					" 399W	14.5	132	108
	"					" 401W	12.5	140	116
	"					" 403W	13.3	130	126
	"					" 419W	12.8	131	130
	"					" 420W	9.4	127	179
Prrett, R. & A. noka 3-5192	12 month average					(not available)			
	ROYS 75W					ROYS 389W	10.0	141	
	"					" 390W	11.5	141	
	"					" 397W	12.4	129	
Woomsbury Farms Woomsbury 4-3307	12 month average					105 Pigs	(14.5)	(145)	100
	WM 804U	+1.1	-7.8	111	59	WM 7706W	14.2	161	75
	" 3908U					" 8007W	19.0	139	72
	"					" 8008W	16.2	128	115
	"					" 8009W	18.4	141	74
Maat, J. aldale 7-9757	12 month average					115 Pigs	(11.3)	(151)	100
	ANZI 3863P	-2.0	+9.6	99	97	ARBF 768W	16.0	141	66
Downlee, Jim Hry Hill 8-2313	12 month average					71 Pigs	(13.8)	(163)	100
	RITR 574U					AHKP 791W	18.0	150	78
Deve Lakes Farms Berthorpe 6-4376	12 month average					234 Pigs	(12.9)	(165)	100
	JKAA 5005U	-1.4	-6.5	150	72	JKAA 20601W	9.8	192	94
	" 504W					" 20904W	10.2	181	106
	" 9201U					" 21201W	9.8	187	102
	"					" 21204W	13.0	189	63
	RITR 924T(1)	-1.1	-12.8	169	64	" 21401W	10.7	183	98
	"	"	"	"	"	" 21402W	11.6	177	9.6

BREEDER & TELEPHONE	SIRE IDENTIFICATION	SIRE E.B.V.		SIRE'S		PIG IDENT.	BACKFAT 90 KG (MM)	AGE 90 KG (DAYS)	INDE
		FAT (MM)	AGE (DAYS)	EBV INDEX	% REP				
Five Lakes Farms cont'd	JKAA 9201U					JKAA 21804W	12.6	169	97
	FGBE 508U(1)					" 22101W	11.0	166	119
	"					" 22303W	11.7	168	109
	"					" 22304W	13.0	172	88
	"					" 22307W	7.8	165	156
	"					" 22308W	12.2	161	113
	JKAA 5005U	-1.4	-6.5	150	72	" 22404W	12.0	156	123
	" 19305U					" 22604W	13.4	157	106
Gilt Line Farms Acme 546-4461	12 month average ASPX 182U					(not available) GLFL 208W		9.5	127
Maschmeyer, Douglas Bruderheim 998-2845	12 month average DOUG 334T	-1.9	+5.4	113	72	79 Pigs DOUG 280W	(12.8)	(146)	100
	"	"	"	"	"	" 281W	11.8	154	101
	"	"	"	"	"	" 282W	14.6	137	115
	"	"	"	"	"	" 283W	13.0	155	86
	"	"	"	"	"	" 283W	9.1	159	113
	"	"	"	"	"	" 294W	12.9	154	90
	"	"	"	"	"	" 295W	10.7	150	121
	"	"	"	"	"	" 296W	14.7	146	91
	"	"	"	"	"	" 297W	15.0	143	95
	"	"	"	"	"	" 304W	15.6	143	90
	"	"	"	"	"	" 305W	14.5	144	97
Maschmeyer, Gerald Bruderheim 998-2845	12 month average DOUG 255U					50 Pigs HILL 247W	(14.6)	(145)	100
	" 334T	-1.9	+5.4	113	72	" 283W	13.7	146	107
	"	"	"	"	"	" 284W	16.1	133	104
	"	"	"	"	"	" 284W	10.5	136	153
Reiter Farms Iron Springs 738-4472	12 month average ARHL 795U					212 Pigs RITR 2030W	(12.5)	(143)	100
	"					" 2037W	10.3	155	98
	RITR 664T	-1.6	-1.9	137	90	" 2054W	12.9	157	65
	ARHL 795U					" 2073W	13.6	147	80
	RITR 664T	-1.6	-1.9	137	90	" 2083W	12.9	136	110
	"	"	"	"	"	" 2084W	11.9	137	119
	"	"	"	"	"	" 2084W	11.8	147	97
	"	"	"	"	"	" 2085W	11.5	141	113
	"	"	"	"	"	" 2125W	9.9	143	127
	"	"	"	"	"	" 2126W	11.9	142	107
	"	"	"	"	"	" 2127W	12.1	147	94


BREEDER & TELEPHONE	SIRE IDENTIFICATION	SIRE E.B.V.		SIRE'S		PIG IDENT.	BACKFAT 90 KG (MM)	AGE 90 KG (DAYS)	INDEX
		FAT (MM)	AGE (DAYS)	EBV INDEX	% REP				
Roeske, Murray Alcomdale 939-4938	12 month average RITR 1174U(1) " ROSE 529U AWGF 788U " " "					62 Pigs ROSE " " " " " "	(13.4)	(148)	100 93 130 132 81 115 136 121 122
<u>LANDRACE</u>									
Acadia Breeders acombe 82-2836	12 month average ARHL 739U ROYS 13W " " " " " " ARHL 1044U " 739U "					68 Pigs ACA " " " " " " " " " "	(12.5)	(145)	100 79 86 121 122 99 104 128 78 150 135 139
arrett, R. & A. onoka 83-5192	12 month average ROYS 273U "					105 Pigs ROYS "	(14.2)	(137)	100 174 149
raat, J. aldale 27-9757	12 month average ASDZ 541S " "	+1.2 " "	+0.2 " "	80 " "	92 " "	23 Pigs ARBF " " "	(15.0)	(147)	100 102 92 92
uff, Donald c. Saskatchewan 98-3101	12 month average ARHL 973U " MCMC 8T					68 Pigs DUFF " " "	(13.8)	(149)	100 113 122 75 119
		-1.3	-1.5	126	93				

BREEDER & TELEPHONE	SIRE IDENTIFICATION	SIRE E.B.V.		SIRE'S		PIG IDENT.	BACKFAT	AGE	IND
		FAT (MM)	AGE (DAYS)	EBV INDEX	% REP		90 KG (MM)	90 KG (DAYS)	
Eringsfeld, B. Coaldale 345-3420	12 month average ARHL 466U " "					(not available) AOGK " "	991W 13.8 992W 15.5 993W 15.5	180 178 181	
Reiter Farms Iron Springs 738-4472	12 month average TONY 615U "	+1.6 "	-3.3 "	87 "	73 "	RITR " "	2014W 13.3 2015W 13.8	151 148	25 Pigs (12.6) (146) 8 8
Wakeena Farm Bentley 748-4252	12 month average KEEN 186U DUFF 171U "	-1.8 "	+2.4 "	119 "	84 "	KEEN " "	490W 12.4 520W 12.7 526W 12.6	159 145 154	23 Pigs (13.2) (159) 11 14 12
<u>LACOMBE</u>									
Bloomsbury Farms Bloomsbury 674-3307	12 month average BL 3402U " " " 805U " 311W " " 1512T " 803W " 107W " 2303U "					194 Pigs BL " " " " " " " " "	7207W 13.8 7208W 13.4 7209W 14.2 8203W 12.9 8305W 14.4 8306W 15.2 8403W 14.8 8607W 15.6 8806W 18.6 8810W 14.5 9106W 12.7 9107W 12.1	154 166 164 143 151 142 145 134 135 127 127 126	(15.1) (138) 8 6 5 11 8 9 8 10 7 12 14 15
Five Lakes Farms Mayerthorpe 786-4373	12 month average KR 1303S " JA11201U " KR 1303S	-1.9 " " -1.9	-0.5 " " -0.5	142 " " 142	95 " " 95	99 Pigs JA " " " "	20302W 9.3 20501W 10.1 20803W 12.1 20804W 9.2 21705W 9.5	177 183 178 192 180	(12.6) (163) 12 10 8 10 11

BREEDER TELEPHONE	SIRE IDENTIFICATION	SIRE E.B.V.		SIRE'S		PIG IDENT.	BACKFAT	AGE	INDEX	
		FAT (MM)	AGE (DAYS)	EBV INDEX	% REP		90 KG (MM)	90 KG (DAYS)		
<u>HAMPSHIRE</u>										
Loomsbury Farms Loomsbury 74-3307	12 month average WM 8304T " 1606U "					96 Pigs WM 7306W " 7503W " 7506W	(13.0) 12.9 15.2 10.3	(150) 168 173 169	100 65 23 100	
Five Lakes Farms Layrthorpe 86-4373	12 month average JKAA 8103U " AJCM 2425T					123 Pigs JKAA 21102W " 22001W YAP 22502W	(12.6) 14.3 13.3 11.2	(174) 178 169 157	100 71 98 143	
Walter Farms Con Springs 88-4472	12 month average AHKP 580T	-0.1	+5.0	88	67	(not available) RITR 2044W	15.3	155		
<u>DUROC</u>										
Alt Line Farm Cme 46-4461	12 month average ASCG 351U " " " "					(not available) GLFL 170W " 171W " 186W " 189W " 201W	14.8 11.5 15.0 11.3 14.4	174 162 146 151 134		
Schmeyer, Gerald Ruderheim 8-2845	12 month average HILL 114U " " "					69 Pigs HILL 232W " 233W " 234W " 235W	(13.4) 12.0 12.1 14.2 11.9	(149) 148 149 148 144	100 117 113 92 126	
<u>CROSSBRED</u>										
Loomsbury Farms Loomsbury 4-3307	12 month average BL 109W " WM 8304W " " BL 803W "					42 Pigs 8KJ 5005W " 5007W " 5108W " 5110W " 5112W " 5206W " 5207W	(14.8) 15.0 14.1 12.9 12.1 15.0 15.3 17.3	(142) 134 138 136 138 145 123 132	100 111 112 125 129 94 126 96	

BREEDER & TELEPHONE	SIRE IDENTIFICATION	SIRE E.B.V.		SIRE'S		PIG IDENT.	BACKFAT	AGE	INDE
		FAT (MM)	AGE (DAYS)	EBV INDEX	% REP		90 KG (MM)	90 KG (DAYS)	
Braat, J. Coaldale 327-9757	12 month average					88 Pigs	(12.8)	(142)	100
	ARBF 784T					732W	15.5	142	76
	" 656T	-1.1	-6.0	155	78	736W	14.8	147	71
	"	"	"	"	"	738W	13.6	132	115
	ASDZ 541S	+1.2	+0.2	80	92	752W	11.5	134	124
	"	"	"	"	"	757W	13.4	136	103
	"	"	"	"	"	758W	13.1	132	115
Chauvet, M. Legal 961-2578	12 month average					(not available)			
	BL 305U					6809W	12.7	173	
Gilt Line Farm Acme 546-4461	12 month average					(not available)			
	VBSF 304U(1)					8 GL 331W	10.3	147	
	"					" 332W	11.7	158	
	"					" 333W	11.0	162	
Groot, Clarence Neerlandia 674-3307	12 month average					91 Pigs	(12.3)	(162)	100
	4304					6673W	13.2	167	81
	"					6674W	11.2	167	105
	"					6675W	11.1	156	124
	"					6692W	14.1	155	89
Maschmeyer, Gerald Bruderheim 998-2845	12 month average					(not available)			
	AOUD 1512R	-0.5	+7.2	74	87	8 GM 32W	13.0	145	
	"	"	"	"	"	" 33W	13.2	146	
	"	"	"	"	"	" 34W	12.2	134	
	"	"	"	"	"	" 35W	14.3	146	
	"	"	"	"	"	" 36W	11.6	137	
Ranchview Test Barn Bentley 748-3802	12 month average					902 Pigs	(13.2)	(155)	100
	RFAA 3271T					4721W	13.5	148	109
	"					4724W	11.9	146	132
	"					4730W	12.3	150	120
	VBSF 304U(1)					4743W	9.2	151	156
	"					4763W	10.6	151	138
	"					4775W	11.9	151	123
	"					4780W	12.2	141	137
	"					4784W	13.5	155	94
	AOUD 858T(1)					4800W	13.4	163	82

BREEDER TELEPHONE	SIRE IDENTIFICATION	SIRE E.B.V.		SIRE'S		PIG IDENT.	BACKFAT	AGE	INDEX
		FAT (MM)	AGE (DAYS)	EBV INDEX	% REP		90 KG (MM)	90 KG (DAYS)	
	AREE 361U(1)					4811W	14.5	157	79
	"					4814W	12.9	163	89
	RFAA 3522T					4841W	12.8	151	112
	" 6477U					4872W	12.6	159	99
	VBSF 304U(1)					4891W	13.8	150	101
	KKEF 2332T(1)	0.0	-8.4	133	89	4941W	12.9	158	97
	RFAA 6477U					4952W	12.8	154	107
anchview Farms B entley 48-3802	12 month average					129 Pigs	(12.7)	(159)	100
	KKEF 1490T(1)	-1.2	-13.7	176	80	5866W	9.9	162	129
	AMBW 514S(1)	-1.6	+4.9	110	95	6118W	12.1	152	121
	"	"	"	"	"	62710W	10.9	162	117
	RFAA 5824U					6287W	11.1	152	134
	"					6288W	15.3	154	77
	"					6289W	11.5	154	124
	AMBW 514S(1)	-1.6	+4.9	110	95	6308W	8.5	148	174
	"	"	"	"	"	6309W	9.9	149	155
	RFAA 5496S					6424W	12.1	146	134
	"					6426W	12.3	148	127
	"					6427W	10.5	142	161
	"					6428W	12.1	149	127
	KKEF 2332T(1)	0.0	-8.4	133	89	65410W	14.0	148	107
	"	"	"	"	"	65512W	10.2	142	164
	RFAA 5496S					6578W	10.5	147	152
	KKEF 2332T(1)	0.0	-8.4	133	89	6584W	11.0	146	148
iter Farms on Springs 8-4472	12 month average					(not available)			
	RITR 97W					8 CB 2021W	10.3	149	
	"					" 2022W	11.3	146	



G I L T S

BREEDER ADDRESS & TELEPHONE	12 MONTH AVERAGE			THIS PROBE PERIOD		
	# PROBED	BACKFAT (MM)	AGE (DAYS)	# PROBED	AVG. BACKFAT	AVG. AGE
<u>YORKSHIRE</u>						
Acadia Breeders Lacombe 782-2836	79	13.4	150	9	12.0	150
Barrett, R. & A. Ponoka 783-5192	(not available)			3	12.3	144
Bloomsbury Farms Bloomsbury 674-3307	123	16.3	149	7	15.3	141
Braat, J. Coaldale 327-9757	206	12.1	157	6	13.3	142
Eringfeld, B. Coaldale 345-3420	108	14.2	173	9	13.6	181
Five Lakes Farms Mayerthorpe 786-4373	293	13.7	173	13	12.2	177
Giltline Farm Acme 546-4461	(not available)			2	13.3	171
Maschmeyer, Douglas Bruderheim 998-2845	63	14.9	149	6	15.4	148
Maschmeyer, Gerald Bruderheim 998-2845	62	15.3	151	4	15.9	149
Reiter Farms Iron Springs 738-4472	310	13.4	157	12	12.7	147

BREEDER ADDRESS & TELEPHONE	12 MONTH AVERAGE			THIS PROBE PERIOD		
	# PROBED	BACKFAT (MM)	AGE (DAYS)	# PROBED	AVG. BACKFAT	AVG. AGE
Roeske, Murray Alcomdale 939-4938	170	15.0	158	33	17.0	159
<u>LANDRACE</u>						
Acadia Breeders Lacombe 782-2836	70	13.1	150	5	12.2	154
Barrett, R. & D. Ponoka 783-5192	98	14.6	140	4	12.9	122
Braat, J. Coaldale 327-9757	31	15.6	153	4	15.2	16
Duff, Donald Ft. Saskatchewan 998-3101	137	14.3	150	18	13.7	15
Wakeena Farm Bentley 748-4252	54	13.2	167	2	15.5	15
<u>LACOMBE</u>						
Bloomsbury Farms Bloomsbury 674-3307	191	16.1	142	15	14.9	14
Five Lakes Farms Mayerthorpe 786-4373	128	13.6	172	6	13.3	17
<u>HAMPSHIRE</u>						
Bloomsbury Farms Bloomsbury 674-3307	79	13.3	155	2	14.1	15
Brownlee, Jim Hairy Hill 768-2313	36	13.1	180	3	10.6	18

BREEDER ADDRESS & TELEPHONE	12 MONTH AVERAGE			THIS PROBE PERIOD		
	# PROBED	BACKFAT (MM)	AGE (DAYS)	# PROBED	AVG. BACKFAT	AVG. AGE
Five Lakes Farms Mayerthorpe 786-4373	94	13.2	177	4	11.9	161
<u>DUROC</u>						
Giltline Farm Acme 546-4461	(not available)			1	14.6	147
Maschmeyer, Gerald Bruderheim 998-2845	59	14.5	153	2	12.9	148
<u>CROSSBRED</u>						
Bloomsbury Farms Bloomsbury 674-3307	102	16.0	142	7	14.3	139
Braat, J. Coaldale 327-9757	104	13.8	152	7	13.0	148
Chauvet, M. Legal 961-2578	103	15.5	148	13	14.9	152
Giltline Farm Acme 546-4461	59	14.4	161	35	14.5	161
Groot, Clarence Neerlandia 674-3307	181	13.5	167	9	12.8	181
Maschmeyer, Gerald Bruderheim 998-2845	(not available)			2	11.4	143
Olds College Olds 556-8327	491	15.6	157	23	16.6	149

BREEDER ADDRESS & TELEPHONE	12 MONTH AVERAGE			THIS PROBE PERIOD		
	# PROBED	BACKFAT (MM)	AGE (DAYS)	# PROBED	AVG. BACKFAT	AVG. AGE
Ranchview Test Barn Bentley 748-3802	522	13.8	170	28	13.1	167
Ranchview Farms B Bentley 748-3802	560	14.1	163	38	12.5	157
Wakeena Farm Bentley 748-4252	(not available)			5	13.0	157

Alberta Swine Improvement Program

CANADIANA

JUN - 3 1988

#204, 7000 - 113 St. Edmonton Alberta T6H 5T6 phone: 427-5319

HOME TEST REPORT

MAY 1 - 15, 1988

This report contains a list of boars and gilts which completed the ultrasonic home test during the past two weeks. It is available to pig producers as an aid in selecting quality breeding stock. Information in the report is intended to reflect the relative potential breeding worth of animals listed in terms of economic traits measured. These traits are carcass quality in terms of backfat and growth rate from birth to 90 kg.

Information Reported

1. Information listed for each tested pig consists of: (a) breeder; (b) sire identification and EBV; (c) pig identification; (d) age (days) adjusted to 90 kg liveweight; (e) average backfat (mm) adjusted to 90 kg and (f) index of the pig compared to its contemporaries.
2. Home test herd averages are shown where 20 or more pigs by sex and breed were tested from the herd during the previous twelve month period. This average is the one against which all pigs in the current report are indexed. Animals of average economic merit will index 100. Boars or gilts with superior performance will be reflected by an index over 100.
3. It is important to remember that between-herd comparisons should not be made on the basis of home test data. Differences in environment, nutrition and management between farms will render such comparisons invalid.
4. Between herd comparisons should be made on the basis of the sires Estimated Breeding Values (EBV). EBV's are an estimate of the genetic value of the sire for backfat (mm at 90 kg) and growth rate (days to 90 kg). They are obtained by comparing the performance of each sire to all other sires in Western Canada using a computer statistical model called the best linear unbiased prediction (BLUP) method. Across herd comparisons of sire EBV's are valid because the management of the herd in which each record was obtained has been corrected for. EBV's are based on 0, which is the average for Western Canada, the greater the negative number the more likely the sire's progeny will genetically reduce backfat and/or age. The sire's EBV index is also an across herd comparison of the sire's genetic worth which combines backfat and age into one figure. A 100 index is the average for each breed for Western Canada. The greater index value above 100, the greater the overall genetic worth. Where no EBV's are shown, sires are too new to have been evaluated.
5. EBV's are also available for dams and other regions of Canada from the Pork Industry Branch at the address listed on page 2.

How To Use This Report

(See Reverse)



Agriculture
Canada

/2 . . .

Alberta
AGRICULTURE

How To Use This Report

BOARS

1. Find a sire which exhibits those performance EBV's that you consider most important in the breed that fits into your intended breeding program.
2. Narrow your field of farms due to distance, health considerations, etc.
3. Find the highest indexing boar(s) from the sire you have chosen and phone the breeder to ascertain if they are available and physically sound, cost, etc.
4. Go examine the boar(s) yourself if you wish to make a final judgement to close the sale.

GILTS

1. Determine what breeds or crossbreds will fit in best to your intended breeding program.
2. Limit your choices of farms due to distance, health status, etc.
3. Find the farm(s) with the best overall performance in the breed(s) you have identified and phone them as to availability, price, etc.
4. Visit the farm yourself to make final determination regarding soundness and suitability, etc.

The animals reported have not been evaluated for physical or breeding soundness and health status. These assessments must be made by the selector.

Prepared by:

Lajos Hajdu
Senior Swine Technician
Alberta Agriculture, Pork Industry Branch
#204, 7000 - 113 Street
EDMONTON, Alberta
T6H 5T6
Phone: 427 - 5319

B O A R S

BREEDER TELEPHONE	SIRE IDENTIFICATION	SIRE E.B.V.		SIRE'S		PIG IDENT.	BACKFAT 90 KG (MM)	AGE 90 KG (DAYS)	INDEX
		FAT (MM)	AGE (DAYS)	EBV INDEX	% REP				

YORKSHIRE

Arrett, R. & A.	12 month average								
Donkoka									(not available)
83-5192	ROYS 75W					ROYS	396W 14.8	149	
"	"					"	404W 12.3	139	
"	"					"	405W 13.7	139	
"	"					"	406W 12.7	141	
"	"					"	20X 9.6	135	
Doomsbury Farms	12 month average					121 Pigs	(14.6)	(145)	100
Doomsbury									
4-3307	WM 205W					WM	8202W 12.8	152	103
"	"					"	8205W 11.9	148	118
"	"					"	8206W 12.3	149	113
"	"					"	8207W 12.9	146	113
"	"					"	8208W 12.9	140	123
"	"					"	8209W 13.0	150	105
"	"					"	8308W 13.1	151	102
"	"					"	8311W 12.2	144	123
"	"					"	8608W 11.5	139	137
De Lakes Farms	12 month average					234 Pigs	(12.9)	(165)	100
Derthorpe									
4-4373	JKAA17301U					JKAA	20203W 10.1	203	75
"	" 9201U					"	21801W 10.3	194	86
ARHL 707U						"	22201W 11.2	180	97
"						"	22203W 11.1	194	77
FGBE 508U(1)						"	22302W 12.5	190	67
"						"	22305W 9.9	187	101
"						"	22306W 10.6	199	75
JKAA 5005U		-1.4	-6.5	150	72	"	22403W 11.9	185	81
"		"	"	"	"	"	22405W 13.9	194	46
"19305U						"	22602W 13.5	175	78
"						"	22603W 11.9	176	95
FGBE 508U(1)						"	22704W 9.6	191	98
ARHL 707U						"	23101W 9.9	184	105
"						"	23102W 12.0	186	79
"						"	23103W 10.8	176	107
"						"	23105W 9.9	172	123
ARHL 707U						"	23902W 9.0	159	152
"						"	23903W 14.7	172	69
"						"	23906W 12.5	168	92

BREEDER & TELEPHONE	SIRE IDENTIFICATION	SIRE E.B.V.		SIRE'S		PIG IDENT.	BACKFAT 90 KG (MM)	AGE 90 KG (DAYS)	INDE
		FAT (MM)	AGE (DAYS)	EBV INDEX	% REP				
Five Lakes Farms	JKAA 5005U	-1.4	-6.5	150	72	JKAA 24202W	12.5	168	100
	"					" 24209W	13.5	167	90
	ARHL 707U					" 24502W	10.8	168	119
	"					" 25104W	10.2	156	141
Gwynne Vista Farms	12 month average					128 Pigs	(12.4)	(165)	100
Gwynne 352-2998	JKAA 4308U					GWYN 14701W	9.7	197	82
	FGBE 508U(1)					" 16802W	9.7	163	128
	"					" 16803W	15.8	160	71
	"					" 16805W	8.7	175	122
	JKAA 4038U					" 17202W	10.5	147	142
	AOGK 742T	-1.6	-3.8	144	88	" 17404W	12.6	157	108
	"					" 17405W	13.0	156	100
	RITR 924T(1)	-1.1	-12.8	169	65	" 18404W	10.3	137	157
	"					" 18406W	13.4	143	120
Knobben, John Jarvie 954-2647	12 month average					61 Pigs	(11.8)	(154)	100
	GWYN14705U					AREE 340W	11.8	163	81
	"					" 341W	11.9	157	92
	"					" 343W	11.0	157	104
	"					" 346W	10.4	167	99
	AREE 352S	+2.7	-3.3	65	90	" 350W	12.4	154	99
	"	"	"	"	"	" 352W	12.4	154	99
	"	"	"	"	"	" 353W	12.9	154	83
	" 552U					" 371W	9.7	168	103
	"					" 372W	10.4	161	103
	ROSE 106U	+2.0	+1.6	57	79	" 420W	7.7	163	133
	"	"	"	"	"	" 422W	11.0	163	99
Maschmeyer, Douglas Bruderheim 998-2845	12 month average					79 Pigs	(13.8)	(146)	100
	KKEF 2332T(1)	0.0	-8.4	133	89	DOUG 316W	17.3	158	31
	DOUG 800T	+0.9	-3.7	99	70	" 324W	14.8	145	99
	"	"	"	"	"	" 325W	16.5	143	88
	"	"	"	"	"	" 327W	16.5	143	88
	HILL 55U	+0.1	-0.5	99	52	" 2X	13.9	139	111
	DOUG 800T	+0.9	-3.7	99	70	" 17X	12.6	134	144
	"	"	"	"	"	" 19X	15.9	141	99
Maschmeyer, Gerald Bruderheim 998-2845	12 month average					50 Pigs	(14.6)	(145)	100
	DOUG 271U					HILL 204W	13.5	147	100
	"					" 295W	19.7	140	61
	"					" 296W	12.9	153	100
	" 800T	+0.9	-3.7	99	70	" 6X	19.4	133	71

BREEDER TELEPHONE	SIRE IDENTIFICATION	SIRE E.B.V.		SIRE'S		PIG IDENT.	BACKFAT		AGE		INDEX
		FAT (MM)	AGE (DAYS)	EBV INDEX	% REP		90 KG (MM)	90 KG (DAYS)			
atejka, George ylvan Lake 87-2656	12 month average					392 Pigs	(12.4)	(163)			100
	RITR 2131U					KKEF 3205W	10.1	148			149
	KKEF 1543U					" 3210W	11.1	152			131
	"					" 3212W	9.9	154			141
	"					" 3214W	10.7	157			127
	RITR 655S	-1.7	-3.6	145	88	" 3220W	9.3	145			163
	"	"	"	"	"	" 3224W	11.5	148			135
	KKEF 2567U					" 3233W	11.7	146			137
	"					" 3265W	8.7	147			165
	"					" 3290W	12.0	146			134
	"					" 3291W	12.1	140			144
	"					" 3293W	11.1	140			154
	"					" 3296W	12.7	147			125
	"					" 3304W	10.8	140			156
	"					" 3314W	13.2	138			134
	"					" 60X	13.6	124			156
line, Bruce noka 83-6695	12 month average					140 Pigs	(12.5)	(150)			100
	MILN 392U					MILN 978W	7.8	155			147
	" 382U					" 991W	9.5	142			156
penhuyzen, C. ony Plain 3-4358	12 month average					29 Pigs	(16.8)	(164)			100
	IMP 618W					ASUS 594W	15.0	164			117
	"					" 595W	14.2	163			126
	"					" 596W	21.6	159			58
	TVW 252U					" 2X	12.9	141			167
	"					" 4X	20.4	142			92
	"					" 6X	13.1	139			167
rko, Daniel wbrook 6-2315	12 month average					24 Pigs	(14.8)	(150)			100
	GARY 315T	+1.4	-4.0	90	82	DANY 240W	13.2	175			83
	"	"	"	"	"	" 241W	12.6	155			120
	"	"	"	"	"	" 242W	15.7	147			92
	"	"	"	"	"	" 263W	16.4	160			65
	"	"	"	"	"	" 264W	16.0	155			78

BREEDER & TELEPHONE	SIRE IDENTIFICATION	SIRE E.B.V.		SIRE'S		PIG IDENT.	BACKFAT		AGE		INDE
		FAT (MM)	AGE (DAYS)	EBV INDEX	% REP		90 KG (MM)	90 KG (DAYS)			
Vandenberg, Joe Camrose 672-6177	12 month average					62 Pigs	(15.0)	(155)			100
	ANZI 400P(2)	-3.5	-6.2	187	98	ASCG 914W	12.4	165			113
	RITR 924T(1)	-1.1	-12.8	169	64	" 930W	12.1	147			147
	"	"	"	"	"	" 932W	12.3	156			130
	"	"	"	"	"	" 940W	12.1	146			149
	"	"	"	"	"	" 942W	15.4	138			124
	"	"	"	"	"	" 944W	15.4	154			97
	ASCG 520U					" 951W	14.3	142			130
	" 180T	+0.6	-3.4	101	67	" 963W	14.1	146			125
	" 520U					" 973W	16.5	130			123
	"					" 975W	14.8	131			142
Norest Farms Radway 736-3790	12 month average					40 Pigs	(13.0)	(154)			100
	KKEF 2104U					ATED 231W	14.7	156			81
Wilhelm, Len Vermilion 853-2411	12 month average					(not available)					
	ATCH 460U(1)					LWAS 506W	20.1	156			
	"					" 508W	19.1	162			
	"					" 510W	18.8	163			
	"					" 511W	21.4	163			
	"					" 513W	20.4	153			
	"					" 516W	19.9	173			
	"					" 517W	20.4	175			
<u>LANDRACE</u>											
Barrett, R.&A. Ponoka 783-5192	12 month average					105 Pigs	(14.2)	(137)			10
	ROYS 273U					ROYS 33X	12.6	131			13
	"					" 34X	12.1	124			15
Knobben, Gary Jarvie 954-2125	12 month average					(not available)					
	AVON 417U(1)					GARY 310W	8.4	155			
	"					" 311W	9.7	155			
	"					" 312W	9.9	157			
	"					" 313W	9.2	163			
Knobben, John Jarvie 954-2647	12 month average					(not available)					
	AVON 417U(1)					AREE 390W	9.9	165			
	"					" 391W	13.0	161			

BREEDER TELEPHONE	SIRE IDENTIFICATION	SIRE E.B.V.		SIRE'S		PIG IDENT.	BACKFAT	AGE	INDEX
		FAT (MM)	AGE (DAYS)	EBV INDEX	% REP		90 KG (MM)	90 KG (DAYS)	
Robben, John at'd	AVON 417U(1)					AREE	392W 10.9	161	
	"					"	394W 11.9	165	
	"					"	395W 12.4	153	
	EDJL 142U(1)					"	401W 13.1	159	
	"					"	410W 10.9	154	
	"					"	411W 10.4	163	
	"					"	412W 12.3	157	
Keloland College ermilion 8-8597	12 month average					114 Pigs	(14.2)	(158)	100
	AREE 361U(1)					ATAT	472W 15.9	163	61
	"					"	473W 15.3	171	58
	"					"	474W 15.4	178	45
	"					"	475W 15.6	179	39
	AVON 417U(1)					"	484W 16.6	163	50
	"					"	485W 13.4	151	126
	"					"	486W 15.0	164	75
Schmeyer, Gerald nderheim 8-2845	12 month average					25 Pigs	(13.2)	(142)	100
	AREE 361U					HILL	105U 14.2	148	79
	"					"	106W 13.2	155	73
rejka, Tony van Lake 7-2656	12 month average					36 Pigs	(12.6)	(164)	100
	TONY 442W					TONY	3251W 17.6	142	95
	"					"	3253W 15.3	143	114
	"					"	3275W 15.6	147	105
ne, Bruce oka -6695	12 month average					97 Pigs	(11.8)	(147)	100
	MILN 712U					MILN	984W 10.9	147	111
	AOUD11703U(1)					"	1003W 11.6	134	125
	"					"	1004W 11.3	141	116
	"					"	1011W 9.6	150	122
	MILN 392U					"	1031W 9.6	143	134
	"					"	1032W 10.4	145	120
	"					"	1033W 8.0	144	152
field Farms e -3960	12 month average					(not available)			
	EDJL 142U(1)					NEUF	26W 11.3	132	

BREEDER & TELEPHONE	SIRE IDENTIFICATION	SIRE		SIRE'S		PIG IDENT.	BACKFAT AGE		INDE	
		FAT (MM)	AGE (DAYS)	EBV INDEX	% REP		90 KG (MM)	90 KG (DAYS)		
<u>LACOMBE</u>										
Bloomsbury Farms	12 month average					243 Pigs	(15.2)	(140)	100	
Bloomsbury 674-3307	BL 207W	BL	8505W	14.9		BL	8505W	14.9	152	79
	"	"	8506W	16.5		"	8506W	16.5	148	71
	"	"	8507W	14.2		"	8507W	14.2	157	76
	"	"	8508W	15.7		"	8508W	15.7	146	83
	" 803W	"	8608W	16.0		"	8608W	16.0	145	82
	"	"	8609W	15.1		"	8609W	15.1	148	96
	" 3112U	"	8706W	14.8		"	8706W	14.8	148	88
	"	"	8707W	16.7		"	8707W	16.7	152	62
	"	"	8708W	16.3		"	8708W	16.3	150	69
	"	"	8709W	18.8		"	8709W	18.8	149	47
	"	"	8710W	16.3		"	8710W	16.3	146	77
	" 107W	"	8807W	13.3		"	8807W	13.3	155	89
	"	"	8808W	16.1		"	8808W	16.1	149	73
	" 311W	"	9006W	16.2		"	9006W	16.2	148	74
	"	"	9007W	18.6		"	9007W	18.6	135	76
	"	"	9008W	18.0		"	9008W	18.0	137	78
	"	"	9009W	17.3		"	9009W	17.3	136	86
	" 2303U	"	9105W	14.3		"	9105W	14.3	136	115
	" 107W	"	9205W	14.5		"	9205W	14.5	132	121
	"	"	9206W	19.4		"	9206W	19.4	128	81
	"	"	9207W	16.9		"	9207W	16.9	130	102
	"	"	9208W	13.0		"	9208W	13.0	176	91
	"	"	9209W	13.1		"	9209W	13.1	198	71
	" 311W	"	9306W	17.1		"	9306W	17.1	128	104
	"	"	9308W	14.1		"	9308W	14.1	133	121
	" 3112U	"	9404W	19.4		"	9404W	19.4	128	8
	"	"	9408W	15.9		"	9408W	15.9	132	10
	"	"	9409W	15.2		"	9409W	15.2	136	10
	" 2303U	"	104X	16.5		"	104X	16.5	135	9
	"	"	105X	14.5		"	105X	14.5	133	11
	"	"	107X	18.1		"	107X	18.1	130	9
	"	"	108X	13.8		"	108X	13.8	132	12
	"	"	110X	17.8		"	110X	17.8	141	7
	" 3112U	"	203X	15.0		"	203X	15.0	131	11
	"	"	204X	18.3		"	204X	18.3	129	9
	"	"	205X	15.8		"	205X	15.8	137	9
	"	"	206X	18.8		"	206X	18.8	135	7
	"	"	207X	20.2		"	207X	20.2	136	5
	" 311W	"	510X	14.8		"	510X	14.8	125	13
	"	"	511X	17.4		"	511X	17.4	128	10
	" 1111W	"	1407X	16.2		"	1407X	16.2	127	11
	"	"	1410X	14.6		"	1410X	14.6	128	12

BREEDER TELEPHONE	SIRE IDENTIFICATION	SIRE E.B.V.		SIRE'S		PIG IDENT.	BACKFAT	AGE	INDEX
		FAT (MM)	AGE (DAYS)	EBV INDEX	% REP		90 KG (MM)	90 KG (DAYS)	
Five Lakes Farms	12 month average					99 Pigs	(12.6)	(163)	100
Verthorpe 6-4373	JA11201U					JA 21601W	13.5	187	61
	" 5204U	-0.2	+0.5	102	54	" 22802W	10.7	182	99
	KR 1303S	-1.9	-0.5	142	95	" 24604W	14.0	163	83
Enggranum Farms	12 month average					(not available)			
and Deer 7-0850	BL 505W					IM 201W	14.1	131	
	"					" 204W	16.2	130	
	"					" 206W	13.7	139	
	"					" 302W	16.7	130	
	"					" 304W	14.6	133	
	"					" 309W	15.6	135	
Wynne Vista Farms	12 month average					80 Pigs	(13.1)	(161)	100
Wynne 2-2998	KR 11806U					KR 15601W	11.9	192	56
	CDAL 6987T(1)					" 17101W	10.9	159	129
<u>HAMPSHIRE</u>									
Wombsbury Farms	12 month average					113 Pigs	(12.9)	(151)	100
Wombsbury 6-3307	WM 8304T	+0.1	-6.3	115	63	WM 8705W	14.8	137	101
Five Lakes Farms	12 month average					123 Pigs	(12.6)	(174)	100
Verthorpe 6-4373	JKAA 8103U					JKAA 21101W	13.0	202	52
	"					" 21501W	13.0	174	94
	"					" 21502W	10.1	194	102
	AJCM 2425T(1)					YAP 21902W	11.9	192	81
	"					" 21904W	10.2	199	93
	"					" 21906W	11.9	173	110
	"					" 21908W	13.7	191	60
	JKAA 8103U					NP 22803W	12.7	177	94
	"					JKAA 23302W	14.5	168	84
	"					" 23303W	12.9	183	82
	VBSF 304U(1)					" 23403W	13.6	182	75
	"					" 23404W	15.0	179	61
	"					" 23503W	10.2	183	117
	JKAA 8103U					" 23603W	11.4	182	103
	"					" 23604W	11.2	181	107
	"					" 24004W	13.6	173	88

BREEDER & TELEPHONE	SIRE IDENTIFICATION	SIRE E.B.V.		SIRE'S		PIG IDENT.	BACKFAT		AGE		IND
		FAT (MM)	AGE (DAYS)	EBV INDEX	% REP		90 KG (MM)	90 KG (DAYS)			
Papenhuyzen, C. Stony Plain 963-4358	12 month average ASUS 49S	+0.1	+12.1	57	88	ASUS	560W	11.5	181	100	
	"	"	"	"	"	"	561W	10.2	186	108	
	"					"	582W	11.0	166	141	
	"					"	584W	12.3	159	138	
	"					"	586W	13.8	170	101	


DUROC

Knobben, John Jarvie 954-2167	12 month average HILL 292U									(not available)
						AREE	430W	11.0	154	
Maschmeyer, Gerald Bruderheim 998-2845	12 month average HILL 292U					HILL	262W	14.7	150	100
	"					"	263W	11.9	142	84
	"					"	264W	12.2	150	133
	"					"	265W	12.4	149	111
	"	-0.5	+7.2	74	87	"	266W	13.2	160	8
	AOUD 1512R	"	"	"	"	"	271W	11.9	161	9
	"	"	"	"	"	"	272W	12.1	151	11
	HILL 114U					"	283W	12.7	143	12
	"					"	284W	11.0	145	13
	"					"	285W	14.5	151	8
	"					"	286W	10.3	150	11
Neufeld Farms Acme 546-3960	12 month average AOUD 858T(1)									51 Pigs (13.4) (167)
	"					NEUF	186W	11.3	173	12
	"					"	187W	9.9	165	14
	"					"	191W	12.9	165	10
Vandenberg, Joe Camrose 672-6177	12 month average ASCG 50W									28 Pigs (14.6) (154)
						ASCG	956W	12.6	139	14

CROSSBRED

Bloomsbury Farms Bloomsbury 674-3307	12 month average BL 311W									55 Pigs (14.7) (142)
	"					8KJ	5306W	16.1	138	9
	"					"	5307W	15.7	131	11
	"					"	5308W	16.9	139	8
	"					"	5309W	20.6	134	6

BREEDER TELEPHONE	SIRE IDENTIFICATION	SIRE E.B.V.		SIRE'S		PIG IDENT.	BACKFAT		AGE		INDEX
		FAT (MM)	AGE (DAYS)	EBV INDEX	% REP		90 KG (MM)	90 KG (DAYS)			
Ine, Bruce noka 3-6695	12 month average										(not available)
	AJCM 2425T(1)					4451W	11.8		140		
	"					4452W	10.6		143		
nchview Test Barn ntley 8-3802	12 month average										902 Pigs
	VBSF 304U(1)					4984W	9.6		162		(13.2)
	"					4985W	12.5		163		(155)
	AJCM 2425T(1)					5000W	11.7		150		100
	"					5002W	12.6		156		
	"					5004W	12.9		161		
	RITR 924T(1)					5012W	12.8		151		
	KKEF 2332T(1)					5021W	12.3		155		
	"					5022W	11.8		159		
	"					5032W	14.3		151		
	"					5034W	10.6		149		
	"					5037W	11.0		152		
	"					5038W	13.1		149		
	"					5042W	16.5		159		
	"					5045W	13.3		153		
	"					5047W	10.7		157		
	RFAA 3271T					5052W	10.3		154		
	KKEF 2332T(1)					5061W	13.1		158		
	"					5073W	12.9		153		
	"					5074W	14.5		150		
	VBSF 304U(1)					5084W	15.8		140		
	RFAA 2165T					5091W	13.2		153		
	RFAA 2165T					5151W	13.5		142		
	" 3271T					5171W	17.0		143		
	VBSF 304U(1)					5191W	13.3		143		
	RFAA 3523T					5211W	13.7		148		
	"					5214W	13.4		144		
	"					5215W	13.4		146		
	"					5217W	13.1		139		



G I L T S

BREEDER ADDRESS & TELEPHONE	12 MONTH AVERAGE			THIS PROBE PERIOD		
	# PROBED	BACKFAT (MM)	AGE (DAYS)	# PROBED	AVG. BACKFAT	AVG. AGE
<u>YORKSHIRE</u>						
Barrett, R. & A. Ponoka 783-5192	(not available)			9	14.0	145
Bloomsbury Farms Bloomsbury 674-3307	148	16.3	148	12	15.0	146
Five Lakes Farms Mayerthorpe 786-4373	293	13.7	173	27	12.4	184
Gwynne Vista Farms Gwynne 352-2998	236	13.9	166	10	12.6	166
Knobben, Gary Jarvie 954-2125	55	13.0	165	1	12.8	172
Knobben, John Jarvie 954-2647	45	12.7	157	3	13.0	152
Maschmeyer, Douglas Bruderheim 998-2845	63	14.9	149	9	16.5	143
Maschmeyer, Gerald Bruderheim 998-2845	62	15.3	151	8	18.2	143
Matejka, George Sylvan Lake 887-2656	298	13.1	177	18	11.2	160
Milne, Bruce Ponoka 783-6695	156	13.2	152	4	10.9	155

BREEDER ADDRESS & TELEPHONE	12 MONTH AVERAGE			THIS PROBE PERIOD		AVG. A
	# PROBED	BACKFAT (MM)	AGE (DAYS)	# PROBED	AVG. BACKFAT	
Papenhuyzen, C. Stony Plain 963-4358	33	18.0	170	4	17.3	1
Turko, Daniel Newbrook 576-2315	51	16.3	161	13	15.7	1
Vandenberg, Joe Camrose 672-6177	37	16.6	158	6	16.6	1
Norest, F.S. Radway 736-3790	39	14.5	156	2	15.5	1
Wilhelm, Len Vermilion 853-2411				3	19.5	
<u>LANDRACE</u>						
Barrett, R.&A. Ponoka 783-5192	98	14.6	140	4	14.0	
Knobben, Gary Jarvie 954-2125	(not available)			6	11.7	
Knobben, John Jarvie 954-2647	(not available)			3	11.4	
Lakeland College Vermilion 853-8597	203	15.3	164	7	15.5	
Maschmeyer, Gerald Bruderheim 998-2845	27	14.1	146	4	13.5	
Milne, Bruce Ponoka 783-6695	95	12.5	151	9	11.6	

BREEDER ADDRESS & TELEPHONE	12 MONTH AVERAGE			THIS PROBE PERIOD		
	# PROBED	BACKFAT (MM)	AGE (DAYS)	# PROBED	AVG. BACKFAT	AVG. AGE
<u>LACOMBE</u>						
Bloomsbury Farms Bloomsbury 674-3307	235	16.1	142	43	17.3	141
Glengranum Farms Red Deer 347-0850	(not available)			6	16.1	137
Gwynne Vista Farms Gwynne 352-2998	125	14.3	168	7	12.1	172
<u>HAMPSHIRE</u>						
Five Lakes Farms Mayerthorpe 786-4373	94	13.2	177	8	11.7	188
Papenhuyzen, C. Stony Plain 963-4358	39	14.9	173	7	13.6	177
<u>DUROC</u>						
Knobben, John Jarvie 954-2647	(not available)			1	13.2	158
Maschmeyer, Gerald Bruderheim 998-2845	59	14.5	153	6	13.2	153
Matejka, Steven Sylvan Lake 887-2656	(not available)			5	15.4	159
<u>CROSSBRED</u>						
Bloomsbury Farms Bloomsbury 674-3307	104	16.0	142	7	15.8	138

BREEDER ADDRESS & TELEPHONE	12 MONTH AVERAGE			THIS PROBE PERIOD		AVG. AGE
	# PROBED	BACKFAT (MM)	AGE (DAYS)	# PROBED	AVG. BACKFAT	
Chauvet, M. Legal 961-2578	103	15.5	148	6	16.3	14
Gwynne Vista Farms Gwynne 352-2998	162	14.0	164	14	12.0	15
Neufeld Farms Acme 546-3960	123	14.2	158	25	12.8	14
Ranchview Test Barn Bentley 748-3802	522	13.8	170	43	13.7	16
Ranchview Farms B Bentley 748-3802	569	14.1	163	14	13.2	15
Norest Farms Radway 736-3790	295	15.2	154	25	15.9	16

Alberta Swine Improvement Program

CANADIAN

JUN 14 1988

#204, 7000 - 113 St. Edmonton Alberta T6H 5T6 phone: 427-5319

HOME TEST REPORT
MAY 15 - 31, 1988

This report contains a list of boars and gilts which completed the ultrasonic home test during the past two weeks. It is available to pig producers as an aid in selecting quality breeding stock. Information in the report is intended to reflect the relative potential breeding worth of animals listed in terms of economic traits measured. These traits are carcass quality in terms of backfat and growth rate from birth to 90 kg.

Information Reported

1. Information listed for each tested pig consists of: (a) breeder; (b) sire identification and EBV; (c) pig identification; (d) age (days) adjusted to 90 kg liveweight; (e) average backfat (mm) adjusted to 90 kg and (f) index of the pig compared to its contemporaries.
2. Home test herd averages are shown where 20 or more pigs by sex and breed were tested from the herd during the previous twelve month period. This average is the one against which all pigs in the current report are indexed. Animals of average economic merit will index 100. Boars or gilts with superior performance will be reflected by an index over 100.
3. It is important to remember that between-herd comparisons should not be made on the basis of home test data. Differences in environment, nutrition and management between farms will render such comparisons invalid.
4. Between herd comparisons should be made on the basis of the sires Estimated Breeding Values (EBV). EBV's are an estimate of the genetic value of the sire for backfat (mm at 90 kg) and growth rate (days to 90 kg). They are obtained by comparing the performance of each sire to all other sires in Western Canada using a computer statistical model called the best linear unbiased prediction (BLUP) method. Across herd comparisons of sire EBV's are valid because the management of the herd in which each record was obtained has been corrected for. EBV's are based on 0, which is the average for Western Canada, the greater the negative number the more likely the sire's progeny will genetically reduce backfat and/or age. The sire's EBV index is also an across herd comparison of the sire's genetic worth which combines backfat and age into one figure. A 100 index is the average for each breed for Western Canada. The greater index value above 100, the greater the overall genetic worth. Where no EBV's are shown, sires are too new to have been evaluated.
5. EBV's are also available for dams and other regions of Canada from the Pork Industry Branch at the address listed on page 2.

How To Use This Report

(See Reverse)



Agriculture
Canada

/2 . .

Alberta
AGRICULTURE

How To Use This Report

BOARS

1. Find a sire which exhibits those performance EBV's that you consider most important in the breed that fits into your intended breeding program.
2. Narrow your field of farms due to distance, health considerations, etc.
3. Find the highest indexing boar(s) from the sire you have chosen and phone the breeder to ascertain if they are available and physically sound, cost, etc.
4. Go examine the boar(s) yourself if you wish to make a final judgement to close the sale.

GILTS

1. Determine what breeds or crossbreeds will fit in best to your intended breeding program.
2. Limit your choices of farms due to distance, health status, etc.
3. Find the farm(s) with the best overall performance in the breed(s) you have identified and phone them as to availability, price, etc.
4. Visit the farm yourself to make final determination regarding soundness and suitability, etc.

The animals reported have not been evaluated for physical or breeding soundness and health status. These assessments must be made by the selector.

Prepared by: Lajos Hajdu
Senior Swine Technician
Alberta Agriculture, Pork Industry Branch
#204, 7000 - 113 Street
EDMONTON, Alberta
T6H 5T6
Phone: 427 - 5319

R O A R S

BREEDER TELEPHONE	SIRE IDENTIFICATION	SIRE E.B.V.		SIRE'S		PIG IDENT.	BACKFAT AGE		INDEX	
		FAT (MM)	AGE (DAYS)	EBV INDEX	% REP		90 KG (MM)	90 KG (DAYS)		
<u>YORKSHIRE</u>										
Radia Breeders	12 month average					61 Pigs	(12.7)	(147)	100	
Combe 2-2836	JKAA13804U					ACA 402W	11.7	154	97	
	"					" 412W	9.0	151	138	
	"					" 413W	14.0	149	81	
	"					" 415W	12.9	152	89	
	RITR 505U	0.0	-9.3	136	82	" 426W	13.8	138	104	
	"	"	"	"	"	" 436W	13.5	143	98	
	ARHL 96W					" 301X	14.0	141	96	
	"					" 303X	12.9	134	124	
Downlee, Jim	12 month average					71 Pigs	(13.8)	(163)	100	
Cry Hill 3-2313	RITR 574U					AHKP 749W	12.9	190	76	
	"					" 754W	15.9	186	55	
	"					" 756W	14.1	187	69	
	"					" 771W	13.0	188	77	
	"					" 782W	14.5	158	99	
	"					" 785W	17.3	169	62	
	"					" 786W	14.8	183	67	
	"					" 787W	13.8	169	92	
	"					" 791W	15.4	159	89	
	"					" 795W	13.7	174	87	
	"					" 797W	11.6	167	114	
Five Lakes Farms	12 month average						(12.8)	(167)	100	
Overthorpe 6-4373	ARHL 707U					JKAA23106W	8.8	193	103	
	"					" 23904W	14.0	180	67	
	JKAA 5005U	-1.4	-6.5	150	72	" 24201W	10.5	177	109	
	"					" 24204W	9.9	187	100	
	"					" 24207W	10.3	175	114	
	ARHL 707U					" 24503W	13.4	168	92	
	"					" 24504W	14.3	181	62	
	"					" 25101W	10.1	173	119	
	"					" 25103W	11.0	166	120	
	RITR 97W					" 25202W	10.1	165	131	
	"					" 25207W	11.5	156	130	
	"					" 25208W	13.2	178	79	

BREEDER & TELEPHONE	SIRE IDENTIFICATION	SIRE E.B.V.		SIRE'S		PIG IDENT.	BACKFAT 90 KG (MM)	AGE 90 KG (DAYS)	INDEX
		FAT (MM)	AGE (DAYS)	EBV INDEX	% REP				
Five Lakes Farms Cont'd	JKAA 5005U	-1.4	-6.5	150	72	" 25501W	12.8	154	119
	"					" 25502W	13.9	168	86
	"					" 25503W	11.4	175	102
	"					" 25504W	13.6	121	85
	ARHL 707U					" 25602W	13.5	168	91
	"					" 25801W	14.2	167	85
Gwynne Vista Farms Gwynne 352-2998	12 month average					147 Pigs	(12.2)	(164)	100
AOGK 741T		-1.6	-3.8	144	88	GWYN17401W	7.2	158	154
"						" 17402W	9.5	167	120
"						" 17403W	9.1	168	122
"						" 17406W	12.0	166	99
RITR 1174W(1)						" 17901W	13.0	160	98
"						" 17902W	11.4	160	113
JKAA 4308U						" 18001W	8.9	169	124
"						" 18002W	10.1	158	128
RITR 924T(1)		-1.1	-12.8	169	64	" 18201W	12.2	161	104
"						" 18203W	11.7	161	109
"						" 18204W	11.4	159	114
"						" 18205W	11.6	149	126
"		-1.1	-12.8	169	164	" 18401W	9.2	158	136
"						" 18402W	9.2	158	136
"						" 18403W	7.8	164	141
"						" 18405W	8.6	157	141
"						" 18407W	8.8	145	151
JKAA 4308U						" 102X	8.4	155	141
"						" 105X	7.2	161	151
GWYN 6303U						" 201X	8.5	155	141
"						" 203X	9.6	154	131
"						" 204X	10.3	155	131
Maschmeyer, Bruderheim 998-2845	12 month average					67 Pigs	(14.1)	(145)	100
HILL 54T		-0.2	+1.4	98	79	DOUG 23X	17.1	133	100
"						" 24X	15.5	140	100
Reiter Farms Iron Springs 738-4472	12 month average					212 Pigs	(12.5)	(143)	100
JKAA19904U						RITR 2113W	11.4	160	71
"						" 2114W	9.4	145	121
RITR 664T		-1.6	-1.9	137	90	" 2125W	8.3	150	121
"						" 2127W	10.9	153	91
ARHL 795U						" 2179W	12.1	145	91
"						" 4X	11.7	139	111


BREEDER TELEPHONE	SIRE IDENTIFICATION	SIRE E.B.V.		SIRE'S		PIG IDENT.	BACKFAT	AGE	INDEX	
		FAT (MM)	AGE (DAYS)	EBV INDEX	% REP		90 KG (MM)	90 KG (DAYS)		
ter Farms t'd	KKEF 440T	-1.3	+0.1	124	94	RITR 14X	11.0	143	116	
	RITR 664T	-1.6	-1.9	137	90	" 44X	13.4	143	92	
	ARRK 2186U(1)					" 166X	11.0	123	158	
	"					" 168X	8.2	133	167	
	RITR 664T	-1.6	-1.9	137	90	" 192X	13.0	132	118	
ske, Murray omdale -4938	12 month average					62 Pigs	(13.4)	(148)	100	
	KKEF 1490T(1)	-1.2	-13.7	176	80	ROSE 534W	12.5	139	128	
	"	"	"	"	"	" 535W	13.7	134	125	
	" 2332T(1)	0.0	-8.4	133	89	" 546W	11.7	137	142	
esen, R. ham -2421	12 month average					(not available)				
	ASCG 5U					RON 131W	14.5	173		
	"					" 133W	16.4	167		
	"					" 143W	16.8	163		
	"					" 145W	18.2	152		
	"					" 147W	13.9	155		
	"					" 148W	15.5	161		
denberg, Joe rose -6177	12 month average					62 Pigs	(15.0)	(155)	100	
	ASCG 520T					56X	15.7	132	130	
<u>LANDRACE</u>										
dia Breeders ombe -2836	12 month average					68 Pigs	(12.5)	(145)	100	
	ARHL 1044U					ACA 393W	9.9	163	100	
	" 739U					" 404W	13.0	147	90	
	"					" 406W	12.9	150	86	
	"					" 407W	11.6	152	98	
	" 1044U					" 421W	13.0	147	89	
	ROYS 13W					" 406X	12.0	132	131	
ter Farms n Springs -4472	12 month average					25 Pigs	(12.6)	(146)	100	
	TONY 615U	+1.6	-3.3	87	73	RITR 2104W	9.7	151	117	
	"	"	"	"	"	" 2135W	14.0	145	89	
	"	"	"	"	"	" 2136W	15.4	144	79	
	"	"	"	"	"	" 2137W	12.8	158	79	
	"	"	"	"	"	" 2143W	13.2	153	83	
	"	"	"	"	"	" 2144W	12.5	149	96	
	"	"	"	"	"	" 2145W	13.4	146	94	

BREEDER & TELEPHONE	SIRE IDENTIFICATION	SIRE E.B.V.		SIRE'S		PIG IDENT.	BACKFAT 90 KG	AGE 90 KG	INDE
		FAT (MM)	AGE (DAYS)	EBV INDEX	% REP				
Reiter Farms Cont'd	TONY 615U	+1.6	-3.3	87	73	RITR 2146W	12.8	157	80
	"	"	"	"	"	" 2147W	13.1	152	86
	"	"	"	"	"	" 2210W	14.2	145	88
	"	"	"	"	"	" 2215W	12.6	151	93
	"	"	"	"	"	" 2217W	13.8	149	89
Wakeena Farm Bentley 748-4252	12 month average KEEN 186U					23 Pigs KEEN 530W	(13.2)	(159)	100
	"					" 531W	10.5	166	112
							9.9	171	106
<u>LACOMBE</u>									
Five Lakes Farms Mayerthorpe 786-4373	12 month average KR 1303S	-1.9	-0.5	142	95	(not available) JA24603W	10.1	175	116
	"	"	"	"	"	" 25001W	9.6	173	124
	BL 2504U					" 25901W	14.8	165	74
	"					25902W	14.1	160	87
Glengranum Farm Red Deer 347-0850	12 month average BL 505W					(not available) IM 302W	14.6	138	
	"					" 303W	15.0	149	
	"					" 310W	12.3	155	
	"					" 402X	15.0	140	
	"					" 403X	13.6	137	
	"					" 405X	15.3	144	
	"					" 406X	13.7	143	
	"					" 407X	13.9	139	
	"					" 409X	15.0	142	
	"					" 102X	17.4	133	
	"					" 103X	16.9	135	
	"					" 107X	16.7	134	
	"					" 203X	19.1	133	
	"					" 204X	16.4	127	
	"					" 206X	20.0	125	
	"					" 207X	15.7	131	

BREEDER TELEPHONE	SIRE IDENTIFICATION	SIRE E.B.V.		SIRE'S		PIG IDENT.	BACKFAT	AGE	INDEX
		FAT (MM)	AGE (DAYS)	EBV INDEX	% REP		90 KG (MM)	90 KG (DAYS)	
Wynne Vista Farms Wynne 2-2998	12 month average KR12802U " " " "11806U " "					75 Pigs KR 17701W " 17702W " 17705W " 17706W " 18501W " 18502W " 18503W	(12.5) 9.6 8.6 13.5 11.3 10.1 13.0 14.1	(162) 166 161 166 147 166 151 161	100 123 140 85 138 117 114 87
<u>HAMPSHIRE</u>									
Wynlee, Jim Dry Hill -2313	12 month average BUFA 27U AOVX 32U "					27 Pigs AHKP 741W " 745W " 801W	(12.0) 10.3 10.3 12.5	(169) 179 207 168	100 107 71 96
De Lakes Farms Berthorpe -4373	12 month average JKAA 8103U " " VBSF 304U(1) " JKAA 8103U " " " " " " " " " " " "					(12.6) JKAA22002W NP22805W JKAA23305W " 23401W " 23701W " 24001W " 24003W " 24005W " 24006W " 24101W " 24102W " 24104W YAP24701W " 24703W NP25401W	9.7 13.0 13.9 12.7 11.8 11.1 11.5 11.1 13.8 12.4 13.2 10.6 11.1 10.5 11.4	107 192 191 184 195 184 178 184 184 190 188 181 170 183 175	111 72 61 88 85 110 113 110 73 84 75 122 130 120 119
Vanhuysen, C. Dry Plain 4358	12 month average ASUS 41S					35 Pigs ASUS 601W	(13.0) 10.3	(171) 178	100 117
Deer Farms Springs 4472	12 month average AHKF 580T					(not available) RITR 55X	12.9	142	
		-0.1	+5.0	88	67				

BREEDER & TELEPHONE	SIRE IDENTIFICATION	SIRE		SIRE'S		PIG IDENT.	BACKFAT 90 KG (MM)	AGE 90 KG (DAYS)	INDE
		FAT (MM)	AGE (DAYS)	EBV INDEX	% REP				
<u>DUROC</u>									
Giltline Farms Acme 546-4461	12 month average ASCG 351U " " "					(not available) GLFL 188W " 190W " 199W " 202W	12.0 15.0 14.5 13.8	159 152 152 154	
Maschmeyer, Gerald Bruderheim 998-2845	12 month average AODU 1512R "	-0.5	+7.2	74	87	69 Pigs HILL 6X " 7X	(13.4) 14.2 13.7	(151) 147 133	100 98 129
Reiter Farms Iron Springs 738-4472	12 month average HILL 161T	-0.5	-2.1	123	66	(not available) RITR 2226W	13.3	157	
Vandenberg, Joe Camrose 672-6177	12 month average ASCG 50W " " " " 121W					28 Pigs ASCG 10X " 11X " 15X " 16X " 20X	(14.6) 13.4 12.9 13.3 14.6 14.7	(154) 135 142 137 132 138	100 140 133 138 134 123
Gwynne Vista Farms Gwynne 352-2998	12 month average AOGK 741T					(not available) 8 BT 708X	12.5	145	
Milne, Bruce Ponoka 783-6695	12 month average AJCM 2425T(1) "					(not available) 8DM 4453W " 4455W	10.0 13.1	142 153	
Ranchview Farms B Bentley 748-3802	12 month average RFAA 2977U KKEF 2332T(1) RFAA 3227U KKEF 2332T(1) RFAA 5825U " " KKEF 2332T(1)					129 Pigs 6296W 6582W 6653W 6702W 6737W 6738W 67310W 6783W	(12.7) 9.9 10.9 11.9 13.3 10.9 11.8 13.0 9.8	(159) 172 165 160 161 156 163 152 154	100 111 111 109 39 128 104 112 146

OWNER TELEPHONE	SIRE IDENTIFICATION	SIRE E.B.V.		SIRE'S		PIG IDENT.	BACKFAT AGE		INDEX
		FAT (MM)	AGE (DAYS)	EBV INDEX	% REP		90 KG (MM)	90 KG (DAYS)	
Schview B t'd	RFAA29310U					6799W	11.9	148	132
	" 73413U					6945W	12.2	147	130
	"					6948W	12.4	140	140
	KKEF 2332T(1)					18X	11.4	140	154
	"					77X	13.4	147	114
Schview Test Barn tley -3802	12 month average					902 Pigs	(13.2)	(155)	100
	RFAA 3523T					4978W	11.5	172	89
	VBSF 304U(1)					4983W	11.4	169	96
	RFAA 3523T					5104W	11.7	154	120
	"					5107W	11.3	165	105
	DINN 7U(1)					5251W	12.0	150	123
	KKEF 2332T(1)					5261W	11.7	148	130
	"					5262W	12.0	147	130
	"					5265W	11.5	154	123
	"					5267W	12.4	147	124
	RFAA 3523T					5272W	13.7	147	107
	"					5274W	11.7	144	138
	" 3522T					5295W	12.7	147	120
denberg, Joe rose -6177	12 month average					26 Pigs	(14.4)	(151)	100
	ASCG 121W					047X	14.4	129	140
	"					48X	15.0	130	132
	" 63T					87X	16.4	128	119
	"					88X	15.2	132	126



G I L T S

BREEDER ADDRESS & TELEPHONE	12 MONTH AVERAGE			THIS PROBE PERIOD		
	# PROBED	BACKFAT (MM)	AGE (DAYS)	# PROBED	AVG. BACKFAT	AVG. AGE
<u>YORKSHIRE</u>						
Acadia Breeders Lacombe 782-2836	79	13.4	150	1	10.8	160
Brownlee, Jim Hairy Hill 768-2313	66	15.2	164	15	14.4	167
Five Lakes Farms Mayerthorpe 786-4373		13.6	174	12	12.8	184
Giltline Farm Ltd Acme 546-4461	(not available)			6	13.7	165
Glengranum Farm Red Deer 347-0850	(not available)			20	17.3	143
Gwynne Vista Farms Gwynne 352-2998	223	13.7	165	19	11.7	161
Maschmeyer, Douglas Bruderheim 998-2845	63	14.9	149	5	17.4	147
Reiter Farms Iron Springs 738-4472	310	13.4	157	17	12.6	151
Roeske, Murray Alcomdale 939-4938	170	15.0	158	14	15.0	159
Thiessen, R. Wanham 694-2421	(not available)			7	15.7	162

BREEDER ADDRESS & TELEPHONE	12 MONTH AVERAGE			THIS PROBE PERIOD		
	# PROBED	BACKFAT (MM)	AGE (DAYS)	# PROBED	AVG. BACKFAT	AVG. AGE
<u>CROSSBRED</u>						
Baert, Martin Barrhead 674-3953	64	15.4	149	9	14.3	154
Eidse, Louis Crooked Creek 957-2446	28	13.7	158	26	15.6	155
Giltline Farm Acme 546-4461	59	14.4	161	30	13.8	154
Gwynne Vista Farms Gwynne 352-2998	130	13.9	167	16	13.4	157
Milne, Bruce Ponoka 783-6695	198	13.4	149	6	11.3	151
Olds College Olds 556-8327	491	15.6	157	43	16.1	164
Ranchview Farms B Bentley 748-3802	560	14.1	163	42	13.0	151
Ranchview Test Barn Bentley 748-3802	522	13.8	170	6	12.5	164
Reiter Farms Iron Springs 738-4472	(not available)			2	11.0	141
Thiessen, R. Wanham 694-2421	(not available)			1	15.9	131

Alberta Swine Improvement Program

CANADIANA

JUL - 8 1988

#204, 7000 - 113 St. Edmonton Alberta T6H 5T6 phone: 427-5319

HOME TEST REPORT
JUNE 1 - 15, 1988

This report contains a list of boars and gilts which completed the ultrasonic home test during the past two weeks. It is available to pig producers as an aid in selecting quality breeding stock. Information in the report is intended to reflect the relative potential breeding worth of animals listed in terms of economic traits measured. These traits are carcass quality in terms of backfat and growth rate from birth to 90 kg.

Information Reported

1. Information listed for each tested pig consists of: (a) breeder; (b) sire identification and EBV; (c) pig identification; (d) age (days) adjusted to 90 kg liveweight; (e) average backfat (mm) adjusted to 90 kg and (f) index of the pig compared to its contemporaries.
2. Home test herd averages are shown where 20 or more pigs by sex and breed were tested from the herd during the previous twelve month period. This average is the one against which all pigs in the current report are indexed. Animals of average economic merit will index 100. Boars or gilts with superior performance will be reflected by an index over 100.
3. It is important to remember that between-herd comparisons should not be made on the basis of home test data. Differences in environment, nutrition and management between farms will render such comparisons invalid.
4. Between herd comparisons should be made on the basis of the sires Estimated Breeding Values (EBV). EBV's are an estimate of the genetic value of the sire for backfat (mm at 90 kg) and growth rate (days to 90 kg). They are obtained by comparing the performance of each sire to all other sires in Western Canada using a computer statistical model called the best linear unbiased prediction (BLUP) method. Across herd comparisons of sire EBV's are valid because the management of the herd in which each record was obtained has been corrected for. EBV's are based on 0, which is the average for Western Canada, the greater the negative number the more likely the sire's progeny will genetically reduce backfat and/or age. The sire's EBV index is also an across herd comparison of the sire's genetic worth which combines backfat and age into one figure. A 100 index is the average for each breed for Western Canada. The greater index value above 100, the greater the overall genetic worth. Where no EBV's are shown, sires are too new to have been evaluated.
5. EBV's are also available for dams and other regions of Canada from the Pork Industry Branch at the address listed on page 2.

How To Use This Report

(See Reverse)



Agriculture
Canada

12 . . . Alberta
AGRICULTURE

How To Use This Report

BOARS

1. Find a sire which exhibits those performance EBV's that you consider most important in the breed that fits into your intended breeding program.
2. Narrow your field of farms due to distance, health considerations, etc.
3. Find the highest indexing boar(s) from the sire you have chosen and phone the breeder to ascertain if they are available and physically sound, cost, etc.
4. Go examine the boar(s) yourself if you wish to make a final judgement to close the sale.

GILTS

1. Determine what breeds or crossbreeds will fit in best to your intended breeding program.
2. Limit your choices of farms due to distance, health status, etc.
3. Find the farm(s) with the best overall performance in the breed(s) you have identified and phone them as to availability, price, etc.
4. Visit the farm yourself to make final determination regarding soundness and suitability, etc.

The animals reported have not been evaluated for physical or breeding soundness and health status. These assessments must be made by the selector.

Prepared by:

Lajos Hajdu
Senior Swine Technician
Alberta Agriculture, Pork Industry Branch
#204, 7000 - 113 Street
EDMONTON, Alberta
T6H 5T6
Phone: 427 - 5319

B O A R S

BREEDER TELEPHONE	SIRE IDENTIFICATION	SIRE E.B.V.		SIRE'S		PIG IDENT.	BACKFAT	AGE	INDEX	
		FAT (MM)	AGE (DAYS)	EBV INDEX	% REP		90 KG (MM)	90 KG (DAYS)		
<u>YORKSHIRE</u>										
adia Breeders combe 3-2836	12 month average					61 Pigs	(12.7)	(147)	100	
	RITR 505U	0.0	-9.3	136	82	ACA 427W	13.8	171	139	
	JKAA13804U					" 432W	10.3	165	95	
	ARHL 96W					" 302X	13.0	156	79	
	JKAA13804U					" 602X	13.0	139	111	
	"					" 603X	13.0	160	71	
	"					" 605X	12.4	139	120	
	ARHL 890U					" 701X	14.6	154	63	
	RITR 505U	0.0	-9.3	136	82	" 1001X	13.1	138	112	
	JKAA13804U					" 1203X	14.4	146	80	
rett, R. & A oka -5192	12 month average					30 Pigs	(12.5)	(143)	100	
	ROYS 75W					ROYS 1X	13.1	147	89	
	"					" 3X	12.9	153	80	
	"					" 4X	11.5	143	109	
	"					" 5X	14.1	150	75	
	"					" 12X	9.3	148	120	
	"					" 13X	12.1	153	87	
	"					" 21X	13.9	146	81	
	"					" 22X	13.7	142	91	
omsbury Farms omsbury -3307	12 month average					121 Pigs	(14.6)	(145)	100	
	WM 205W					WM 104X	13.4	142	115	
	"					" 105X	13.8	148	101	
	"					" 107X	12.7	141	123	
	"					" 108X	14.8	151	87	
	"					" 109X	12.4	141	126	
	"					" 505X	12.8	124	152	
	"					" 506X	14.4	136	117	
	"					" 507X	15.4	132	115	
	"					" 508X	11.1	134	150	
	"					" 606X	15.0	130	122	

BREEDER & TELEPHONE	SIRE IDENTIFICATION	SIRE E.B.V.		SIRE'S		PIG IDENT.	BACKFAT	AGE	INDEX	
		FAT (MM)	AGE (DAYS)	EBV INDEX	% REP		90 KG (MM)	90 KG (DAYS)		
Braat, J. Coaldale 327-9757	12 month average						109 Pigs	(11.0)	(151)	100
	ARBF 784T					ARBF 799W	13.0	180	37	
	ANZI 3863P	-2.0	+9.6	99	97	ARBF 803W	10.0	152	110	
	"	"	"	"	"	" 40X	13.2	147	82	
Eringsfeld, B. Coaldale	12 month average						49 Pigs	(13.1)	(164)	100
	RITR 84W					AOGK 1151W	11.9	171	101	
	AREE 192U					" 1162W	12.0	180	84	
Five Lakes Farms Mayerthorpe 786-2187	12 month average						226 Pigs	(12.8)	(167)	100
	JKAA 5005U	-1.4	-6.5	150	72	JKAA24206W	12.4	210	39	
	RITR 97W					" 25201W	9.6	193	94	
	"					" 25206W	8.9	192	103	
	JKAA 5005U	-1.4	-6.5	150	72	" 25504W	10.8	107	76	
	ARHL 707U					" 25605W	10.9	166	121	
	"					" 25607W	11.6	184	87	
	"					" 25701W	10.5	191	88	
	"					" 25802W	12.6	177	87	
	"					" 25804W	10.4	182	103	
	"					" 25805W	12.8	184	74	
	RITR 964T					" 26001W	11.8	176	97	
	ARHL 707U					" 26101W	10.8	180	101	
	"					" 102X	10.1	169	125	
	"					" 105X	11.7	173	102	
RITR 97W					" 602X	11.7	163	117		
Knobben, Gary Jarvie 054-2125	12 month average						61 Pigs	(11.9)	(151)	100
	GARY 22W					GARY 10X	16.1	139	66	
	"					" 22X	14.1	126	108	
Knobben, John Jarvie 954-2647	12 month average						49 Pigs	(11.7)	(152)	100
	ROSE 106U	+2.0	+1.6	57	79	AREE 420W	8.6	176	87	
	"	"	"	"	"	" 421W	8.5	180	79	
	"	"	"	"	"	" 422W	10.3	176	67	
	GARY 22W					" 51X	13.9	136	107	
	"					" 52X	14.6	140	100	
	"					" 55X	11.2	121	171	
	"					" 56X	13.9	121	137	
Papenhuyzen, C. Stony Plain 963-4358	12 month average						26 Pigs	(16.1)	(164)	100
	DASA 1052T	+0.5	+5.2	71	72	ASUS 70X	15.6	137	147	

BREEDER TELEPHONE	SIRE IDENTIFICATION	SIRE E.B.V.		SIRE'S		PIG IDENT.	BACKFAT		AGE	INDEX
		FAT (MM)	AGE (DAYS)	EBV INDEX	% REP		90 KG (MM)	90 KG (DAYS)		
ter Farms Ltd on Springs -4472	12 month average					200 Pigs	(12.5)	(143)		100
	JKAA19904U					RITR 65X	8.1	146		138
	"					" 66X	9.2	152		113
	ARHL 795U					" 77X	13.5	147		80
	ARRK 2186U(1)					" 124X	10.8	161		78
	"					" 125X	11.4	156		82
	"					" 126X	10.8	152		97
	ARHL 795U					" 134X	11.0	142		117
	KKEF 440T	-1.3	+0.1	124	94	" 145X	13.1	142		95
	ARRK 2186U(1)					" 176X	10.6	147		111
	RITR 664T	-1.6	-1.9	137	90	" 323X	15.0	143		75
	"	"	"	"	"	" 325X	11.4	142		113
	"	"	"	"	"	" 333X	16.3	136		78
	"	"	"	"	"	" 334X	15.6	144		67
	"	"	"	"	"	" 335X	12.4	134		119
ko, Daniel brook -2315	12 month average					24 Pigs	(14.8)	(150)		100
	GARY 315T	+1.4	-4.0	90	82	DANY 281W	14.1	142		120
	"	"	"	"	"	" 282W	12.7	149		129
	"	"	"	"	"	" 10X	14.4	163		86
est Farms way -3790	12 month average					34 Pigs	(13.1)	(149)		100
	KKEF 2104U					ATED 21X	15.6	141		86
<u>LANDRACE</u>										
dia Breeders ombe -2836	12 month average					68 Pigs	(12.5)	(145)		100
	ARHL 1044U					ACA 201X	12.9	146		94
	ROYS 13W					" 401X	12.6	150		89
	"					" 402X	12.6	150		89
	"					" 408X	11.3	159		89
	ARHL 739U					" 803X	13.2	156		69
	ROYS 13W					" 1101X	12.6	135		118
	"					" 1104X	13.0	138		107
rett, R. & A. oka -5192	12 month average					101 Pigs	(13.4)	(136)		100
	ROYS 273U					ROYS 41X	10.4	145		115
	"					" 43X	12.3	130		106
	"					" 53X	10.5	123		161

BREEDER & TELEPHONE	SIRE IDENTIFICATION	SIRE E.B.V.		SIRE'S		PIG IDENT.	BACKFAT	AGE	INDE
		FAT (MM)	AGE (DAYS)	EBV INDEX	% REP		90 KG (MM)	90 KG (DAYS)	
Braat, J. Coaldale 327-9757	12 month average ASDZ 541S	+1.2	+0.2	80	92	(not available) ARBF 792W	16.2	154	
Lakeland College Vermilion 853-8597	12 month average ROYS 101S	-0.3	+3.5	91	93	98 Pigs ATAT 539W	(14.4)	(157)	100
	"	"	"	"	"	" 541W	14.4	155	104
	"	"	"	"	"	" 542W	12.2	166	108
	"	"	"	"	"	" 543W	13.5	161	103
	"	"	"	"	"	" 031X	14.4	155	104
	"	"	"	"	"	" 032X	14.4	155	104
<u>LACOMBE</u>									
Bloomsbury Farms Bloomsbury 674-3307	12 month average BL 1107W					243 Pigs BL 304X	(15.2)	(140)	100
	" 311W					" 410X	12.9	149	104
	" 2303U					" 607X	14.1	141	108
	"					" 609X	11.7	133	146
	"					" 609X	14.5	140	106
	"					" 610X	16.1	133	104
	" 1204W					" 706X	15.7	136	102
	"					" 713X	13.3	135	127
	" 1512T					" 808X	10.2	140	60
	"					" 810X	13.6	146	103
	"					" 812X	17.1	135	90
	" 3112U					" 905X	14.1	136	117
	"					" 906X	15.9	134	104
	"					" 909X	14.8	140	103
	"					" 1006X	16.1	128	113
	"					" 1007X	19.5	129	78
	"					" 1008X	16.0	131	108
Five Lakes Farms Mayerthorpe 786-2187	12 month average KR 1303S	-1.9	-0.5	142	95	97 Pigs JA24601W	(12.5)	(165)	100
	"	"	"	"	"	" 24602W	9.1	187	114
	JA11201U					" 24902W	8.9	196	106
	KR 1303S	-1.9	-0.5	142	95	" 25002W	12.0	202	63
	"	"	"	"	"	" 25003W	10.1	195	93
	JA 5204U					" 25302W	9.2	192	107
	"					" 25303W	11.1	185	93
	"					" 25303W	10.4	189	96
	KR 1303S	-1.9	-0.5	142	95	" 701X	12.7	156	108
	"	"	"	"	"	" 703X	10.2	165	127
	BL 2504U					" 1001X	14.6	151	92
	"					" 1004X	13.8	153	99


BREEDER TELEPHONE	SIRE IDENTIFICATION	SIRE E.B.V.		SIRE'S		PIG IDENT.	BACKFAT	AGE	INDEX
		FAT (MM)	AGE (DAYS)	EBV INDEX	% REP		90 KG (MM)	90 KG (DAYS)	
<u>HAMPSHIRE</u>									
Woodsbury Farms	12 month average					113 Pigs	(12.9)	(151)	100
Woodsbury -3307	WM 4005U					WM 8504W	11.4	169	84
	"					" 8505W	13.3	159	78
	" 8304T	+0.1	-6.3	115	63	" 8708W	12.2	149	113
De Lakes Farms	12 month average					129 Pigs	(12.6)	(172)	100
Derthorpe -2187	JKAA 8103U					NP 23202W	8.1	219	102
	VBSF 304U(1)					JKAA23505W	11.7	225	43
	JKAA 8103U					" 23602W	8.4	224	90
	VBSF 304U(1)					" 23701W	11.8	216	55
	JKAA 8103U					YAP24704W	10.8	184	114
	"					" 24705W	9.4	191	124
	"					NP 25402W	9.0	197	121
	"					" 26301W	12.9	168	108
	"					" 26302W	11.0	171	130
Dehuyzen, C.	12 month average					35 Pigs	(13.0)	(171)	100
Deiny Plain -4358	DASA 870T	+0.7	-2.5	85	73	ASUS 33X	14.0	161	109
	ASUS 49S	+0.1	+12.1	57	88	" 42X	11.3	155	146
Deiter Farms	12 month average					(not available)			
Deiny Springs -4472	AHKP 580T	-0.1	+5.0	88	67	RITR 52X	11.0	158	
	"	"	"	"	"	" 53X	13.9	156	
	"	"	"	"	"	" 54X	12.4	149	
	"	"	"	"	"	" 56X	12.9	153	
	"	"	"	"	"	" 57X	11.0	154	
	"	"	"	"	"	" 102X	13.4	146	
	"	"	"	"	"	" 103X	14.9	154	
	"	"	"	"	"	" 104X	12.7	159	
<u>DUROC</u>									
Deat, J.	12 month average					24 Pigs	(13.0)	(144)	100
Dealdale -9757	ARBF 64T	-0.8	-1.0	125	71	ARBF 756W	10.9	172	49
Deiter Farms	12 month average					28 Pigs	(12.3)	(146)	100
Deiny Springs -4472	HILL 161T	-0.5	-2.1	123	66	RITR 113X	11.0	151	116
	"	"	"	"	"	" 115X	12.0	158	84
	"	"	"	"	"	" 116X	12.9	146	90
	"	"	"	"	"	" 117X	13.0	154	73

BREEDER & TELEPHONE	SIRE IDENTIFICATION	SIRE		SIRE'S		PIG IDENT.	BACKFAT	AGE	INDE
		FAT (MM)	AGE (DAYS)	EBV INDEX	% REP		90 KG (MM)	90 KG (DAYS)	

CROSSBRED

Braat, J. Coaldale 327-9757	12 month average					76 Pigs	(12.9)	(143)	100
	ASDZ 541S					782W	13.4	162	58
	"					21X	11.9	147	102
	ANZI 3863P					24X	11.5	151	98
	ARBF 656T					28X	12.4	140	111
	"					34X	11.7	150	99
	ANZI 3863P					41X	14.3	147	79
	ARBF 64T					43X	13.6	144	92
	"					45X	12.4	139	113
	"					46X	12.8	142	104
	"					47X	11.0	140	125
Lakeland College Vermilion 853-8597	12 month average					3 Pigs	(16.0)	(167)	100
	ATAT 096W					8 GC 024X	13.0	146	
Ranchview Test Barn Bentley 748-3802	12 month average					846 Pigs	(13.0)	(154)	100
	RFAA 3523T					4977W	12.0	179	64
	" 3271T					5058W	12.9	164	81
	" 3523T					5123W	12.4	162	91
	" 3271T					5175W	14.5	158	71
	VBSF 304U(1)					5192W	10.8	157	123
	KKEF 2332T(1)					5265W	10.1	153	139
	RFAA 3522T					5294W	13.4	147	109
	" 6516U					5311W	13.6	157	86
	" 6257U					5324W	14.0	156	84
	"					5325W	12.5	160	95
	KKEF 2332T(1)					5333W	14.1	156	82
	"					53314W	11.6	149	126
	ARHL 313T(1)					11X	12.6	152	108
	"					14X	10.8	149	138
	"					15X	12.9	154	101
	RFAA 3523T					25X	15.0	151	80
	KKEF 2332T(1)					31X	10.7	160	117
	"					41X	12.2	155	109
	"					42X	14.2	146	100
	"					43X	11.5	150	127
	"					44X	12.2	159	100
	AJCM 2425T(1)					63X	12.2	156	106
	"					64X	12.2	152	115

ORDER TELEPHONE	SIRE IDENTIFICATION	SIRE E.B.V.		SIRE'S		PIG IDENT.	BACKFAT		AGE		
		FAT (MM)	AGE (DAYS)	EBV INDEX	% REP		90 KG (MM)	90 KG (DAYS)	INDEX		
Whview Test Barn											
'd	KKEF 2332T(1)					81X		13.1	143	119	
	"					91X		12.0	145	130	
	"					93X		12.3	151	115	
	VBSF 304U(1)					101X		11.0	153	128	
	RFAA 3271T					143X		12.9	144	121	
Whview Farm B	12 month average					142 Pigs		(12.5)	(158)	100	
ley											
3802	KKEF 2332T(1)					6678W		12.4	166	85	
	EDJL 142U(1)					6774W		11.5	166	96	
	KKEF 2332T(1)					67810W		12.4	153	110	



G I L T S

BREEDER ADDRESS & TELEPHONE	12 MONTH AVERAGE			THIS PROBE PERIOD		
	# PROBED	BACKFAT (MM)	AGE (DAYS)	# PROBED	AVG. BACKFAT	AVG. AGE
<u>YORKSHIRE</u>						
Acadia Breeders Lacombe 782-2836	79	13.4	149	12	13.3	148
Barrett, R. & A. Ponoka 783-5192	24	13.9	148	8	13.8	152
Bloomsbury Farm Bloomsbury 674-3307	148	16.3	148	5	17.3	134
Braat, J. Coaldale 327-9757	186	12.1	158	10	12.9	171
Eringfeld, B. Coaldale 345-3420	92	14.3	172	13	13.8	185
Five Lakes Farms Mayerthorpe 786-2187	286	13.6	174	16	12.4	183
Knobben, Gary Jarvie 954-2125	65	12.7	162	8	14.8	151
Knobben, John Jarvie 954-2647	42	12.5	158	2	13.7	131
Reiter Farms Ltd. Iron Springs 738-4472	309	13.3	155	36	12.1	157
Roeske, Murray Alcomdale 939-4038	157	15.0	157	12	14.1	158

BREEDER ADDRESS & TELEPHONE	12 MONTH AVERAGE			THIS PROBE PERIOD		
	# PROBED	BACKFAT (MM)	AGE (DAYS)	# PROBED	AVG. BACKFAT	AVG. AGE
Turko, Daniel Newbrook 576-2315	51	16.3	161	5	15.0	15.9
<u>LANDRACE</u>						
Acadia Breeders Lacombe 782-2836	70	13.1	150	12	13.4	14.7
Barrett, R. & A. Ponoka 783-5192	105	13.9	139	8	12.2	14.3
Braat, J. Coaldale 327-9757	(not available)			1	13.4	17.7
Eringfeld, B. Coaldale 345-3420	(not available)			1	13.7	19.8
Lakeland College Vermilion 853-8597	179	15.2	165	32	14.8	15.0
<u>LACOMBE</u>						
Bloomsbury Farms Bloomsbury 674-3307	235	16.1	142	34	16.5	16.1
Five Lakes Farms Mayerthorpe 786-2187	118	13.5	172	18	11.9	16.1
<u>HAMPSHIRE</u>						
Bloomsbury Farms Bloomsbury 674-3307	111	13.5	153	3	13.9	16.1
Five Lakes Farms Mayerthorpe 786-2187	102	13.1	179	11	10.6	16.1

BREEDER ADDRESS & TELEPHONE	12 MONTH AVERAGE			THIS PROBE PERIOD		
	# PROBED	BACKFAT (MM)	AGE (DAYS)	# PROBED	AVG. BACKFAT	AVG. AGE
Papenhuyzen, Charles Stony Plain 963-4358	37	14.2	174	3	10.7	194
Reiter Farms Ltd Iron Springs 738-4472	54	13.4	159	1	11.4	153
<u>DUROC</u>						
Braat, J. Coaldale 327-9757	30	15.0	148	1	12.1	170
Reiter Farms Ltd. Iron Springs 738-4472	22	14.8	155	4	13.4	150
<u>CROSSBRED</u>						
Braat, J. Coaldale 327-9757	122	13.7	152	19	14.4	153
Chauvet, M. Legal 961-2578	103	15.5	148	7	15.2	167
Eringfeld, B. Coaldale 345-3420	(not available)			2	15.3	185
Lakeland College Vermilion 853-8597	11	15.6	150	10	13.6	155
Olds College Olds 556-8327	513	15.6	157	23	16.8	162
Ranchview Test Barn Bentley 748-3802	558	13.6	170	5	13.4	155

BREEDER ADDRESS & TELEPHONE	12 MONTH AVERAGE			THIS PROBE PERIOD		
	# PROBED	BACKFAT (MM)	AGE (DAYS)	# PROBED	AVG. BACKFAT	AVG. AGE
Ranchview Farms B Bentley 748-3802	580	13.7	160	26	13.0	16
Norest Farms Radway 736-3790	307	15.0	153	7	13.8	16

Alberta Swine Improvement Program

CANADIANA

JUL 20 1988

#204, 7000 - 113 St. Edmonton Alberta T6H 5T6 phone: 427-5319

HOME TEST REPORT

JUNE 15 - 30, 1988

This report contains a list of boars and gilts which completed the ultrasonic home test during the past two weeks. It is available to pig producers as an aid in selecting quality breeding stock. Information in the report is intended to reflect the relative potential breeding worth of animals listed in terms of economic traits measured. These traits are carcass quality in terms of backfat and growth rate from birth to 90 kg.

Information Reported

1. Information listed for each tested pig consists of: (a) breeder; (b) sire identification and EBV; (c) pig identification; (d) age (days) adjusted to 90 kg liveweight; (e) average backfat (mm) adjusted to 90 kg and (f) index of the pig compared to its contemporaries.
2. Home test herd averages are shown where 20 or more pigs by sex and breed were tested from the herd during the previous twelve month period. This average is the one against which all pigs in the current report are indexed. Animals of average economic merit will index 100. Boars or gilts with superior performance will be reflected by an index over 100.
3. It is important to remember that between-herd comparisons should not be made on the basis of home test data. Differences in environment, nutrition and management between farms will render such comparisons invalid.
4. Between herd comparisons should be made on the basis of the sires Estimated Breeding Values (EBV). EBV's are an estimate of the genetic value of the sire for backfat (mm at 90 kg) and growth rate (days to 90 kg). They are obtained by comparing the performance of each sire to all other sires in Western Canada using a computer statistical model called the best linear unbiased prediction (BLUP) method. Across herd comparisons of sire EBV's are valid because the management of the herd in which each record was obtained has been corrected for. EBV's are based on 0, which is the average for Western Canada, the greater the negative number the more likely the sire's progeny will genetically reduce backfat and/or age. The sire's EBV index is also an across herd comparison of the sire's genetic worth which combines backfat and age into one figure. A 100 index is the average for each breed for Western Canada. The greater index value above 100, the greater the overall genetic worth. Where no EBV's are shown, sires are too new to have been evaluated.
5. EBV's are also available for dams and other regions of Canada from the Pork Industry Branch at the address listed on page 2.

How To Use This Report

(See Reverse)



Agriculture
Canada

/2 . . . Alberta
AGRICULTURE

How To Use This Report

BOARS

1. Find a sire which exhibits those performance EBV's that you consider most important in the breed that fits into your intended breeding program.
2. Narrow your field of farms due to distance, health considerations, etc.
3. Find the highest indexing boar(s) from the sire you have chosen and phone the breeder to ascertain if they are available and physically sound, cost, etc.
4. Go examine the boar(s) yourself if you wish to make a final judgement to close the sale.

GILTS

1. Determine what breeds or crossbreeds will fit in best to your intended breeding program.
2. Limit your choices of farms due to distance, health status, etc.
3. Find the farm(s) with the best overall performance in the breed(s) you have identified and phone them as to availability, price, etc.
4. Visit the farm yourself to make final determination regarding soundness and suitability, etc.

The animals reported have not been evaluated for physical or breeding soundness and health status. These assessments must be made by the selector.

Prepared by: Lajos Hajdu
Senior Swine Technician
Alberta Agriculture, Pork Industry Branch
#204, 7000 - 113 Street
EDMONTON, Alberta
T6H 5T6
Phone: 427 - 5319

B O A R S

BREEDER TELEPHONE	SIRE IDENTIFICATION	SIRE E.B.V.		SIRE'S		PIG IDENT.	BACKFAT	AGE	INDEX
		FAT (MM)	AGE (DAYS)	EBV INDEX	% REP		90 KG (MM)	90 KG (DAYS)	
<u>YORKSHIRE</u>									
oomsbury Farms	12 month average					121 Pigs	(14.6)	(145)	100
oomsbury 4-3307	WM 2107W					WM 201X	13.7	166	71
	"					" 211X	15.6	168	51
	"					" 213X	13.0	174	63
	" 205W					" 504X	9.3	152	134
	"					" 604X	12.2	149	114
	"					" 605X	9.8	147	138
	"					" 607X	13.5	142	115
	" 2108W					" 803X	13.2	134	131
	"					" 805X	12.2	128	150
	" 205W					" 1005X	9.8	134	161
	"					" 1006X	12.9	126	148
	"					" 1008X	11.2	129	158
aat, J.	12 month average					109 Pigs	(11.0)	(151)	100
aldale 7-9757	ARBF 784T	-1.6	+6.1	105	88	ARBF 57X	9.6	145	125
ve Lakes Farms	12 month average					226 Pigs	(12.8)	(167)	100
yerthorpe 6-2187	ARHL 707U					JKAA 201X	8.4	196	103
	"					" 302X	9.8	176	118
	"					" 303X	9.1	179	121
	"					" 305X	9.5	173	126
	"					" 508X	11.1	179	100
	RITR 97W					" 603X	11.0	174	108
	"					" 604X	12.5	178	86
	ARHL 707U					" 1101X	14.8	179	60
	"					" 1105X	13.2	180	76
	RITR 97W					" 1805X	12.1	158	121

BREEDER & TELEPHONE	SIRE IDENTIFICATION	SIRE E.B.V.		SIRE'S		PIG IDENT.	BACKFAT		AGE 90 KG (DAYS)	INDE
		FAT (MM)	AGE (DAYS)	EBV INDEX	% REP		90 KG (MM)	90 KG (DAYS)		
GiltLine Farm Ltd 12 month average						(not available)				
Acme 546-4042	NPD 320W					GLFL 9X	13.9	170		
	"					" 10X	12.1	148		
	MILN 327T					" 16X	13.5	165		
	NPD 320W					" 21X	11.5	164		
	"					" 22X	12.2	154		
	"					" 23X	14.3	158		
	"					" 24X	11.4	163		
	"					" 25X	14.8	161		
	"					" 28X	12.8	146		
	"					" 29X	11.4	149		
	"					" 30X	12.6	147		
	"					" 41X	14.3	152		
	"					" 42X	13.6	154		
	"					" 53X	15.0	152		
	"					" 55X	16.7	145		
	"					" 56X	17.4	152		
	"					" 57X	14.8	151		
Gwynne Vista Farms 12 month average						147 Pigs	(12.2)	(164)		10
Gwynne 352-2998	GWYN 6303U					GWYN 502X	13.3	167		8
	AOGK 741T	-1.6	-3.8	144	88	" 901X	14.5	158		8
	"	"	"	"	"	" 902X	12.4	164		9
	"	"	"	"	"	" 903X	15.2	163		7
	"	"	"	"	"	" 904X	11.9	155		11
	"	"	"	"	"	" 906X	11.3	159		11
	"	"	"	"	"	" 1402X	12.1	149		12
	"	"	"	"	"	" 1403X	13.1	153		10
	"	"	"	"	"	" 1405X	13.1	153		10
	"	"	"	"	"	" 1406X	12.4	151		11
	"	"	"	"	"	" 1407X	12.6	160		10
	JKAA 4308U					" 1501X	13.5	157		9
	"					" 1503X	13.2	148		11
	"					" 1505X	9.6	147		14
Maschmeyer, D. 12 month average						67 Pigs	(14.1)	(145)		10
Bruderheim 998-2845	DOUG 55U					DOUG 41X	15.0	135		10
	"					" 43X	15.4	154		6
	"					" 44X	13.8	148		9

BREEDER TELEPHONE	SIRE IDENTIFICATION	SIRE E.B.V.		SIRE'S		PIG IDENT.	BACKFAT	AGE	INDEX
		FAT (MM)	AGE (DAYS)	EBV INDEX	% REP		90 KG (MM)	90 KG (DAYS)	
schmeyer, Gerald Luderheim 8-2845	12 month average DOUG 800T	+0.9	-3.7	99	70	49 Pigs HILL 27X	(14.2) 15.3	(144) 147	100 85
tejka, George Ivan Lake 7-2656	12 month average ATCH 469U(2)					383 Pigs KKEF 110X	(12.0) 15.9	(161) 145	100 85
	"					" 112X	17.6	137	79
	"					" 113X	16.1	149	77
	"					" 118X	13.1	147	112
	"					" 123X	13.9	159	98
	KKEF 1725W					" 141X	12.1	157	105
	" 1567W					" 143X	10.4	157	123
	ATCH 469U(2)					" 161X	18.8	139	64
	"					" 162X	17.8	143	67
	"					" 181X	14.1	151	94
	"					" 182X	16.0	147	80
	"					" 194X	14.8	146	94
	KKEF 2567U					" 201X	13.5	148	104
	"					" 202X	12.7	156	100
	"					" 203X	9.9	159	125
	"					" 205X	10.6	156	123
	"					" 211X	12.0	149	119
	"					" 213X	12.0	144	127
	"					" 217X	12.3	159	99
ne, Bruce noka 8-6695	12 month average RITR 924T(1)	-1.1	-12.8	169	64	131 Pigs MILN 12X	(12.3) 9.2	(149) 141	100 158
	"	"	"	"	"	" 13X	8.0	144	165
	"	"	"	"	"	" 15X	7.7	137	186
	"	"	"	"	"	" 21X	8.9	135	174
	"	"	"	"	"	" 22X	9.8	142	148
	"	"	"	"	"	" 23X	11.8	145	114
	"	"	"	"	"	" 24X	10.5	139	145
	"	"	"	"	"	" 25X	10.5	139	145
	MILN 588U					" 57X	10.8	133	154
	"					" 58X	8.8	134	179
	" 694S					" 64X	11.7	130	149
	"					" 66X	10.2	136	155

BREEDER & TELEPHONE	SIRE IDENTIFICATION	SIRE E.B.V.		SIRE'S		PIG IDENT.	BACKFAT		AGE		IND
		FAT (MM)	AGE (DAYS)	EBV INDEX	% REP		90 KG (MM)	90 KG (DAYS)			
Vandenberg, Joe Camrose 672-6177	12 month average					72 Pigs	(14.6)	(154)			10
	ASCG 520U					ASCG 51X	15.6	156			8
	" 175U					" 60X	13.3	145			12
	" 180T	+0.6	-3.4	101	67	" 70X	15.0	149			10
	"	"	"	"	"	" 73X	12.7	150			12
	"	"	"	"	"	" 74X	13.4	151			11
	"	"	"	"	"	" 76X	10.5	153			14
	"	"	"	"	"	" 78X	15.0	149			10
	" 520U					" 90X	15.8	151			9
	"					" 91X	17.2	139			9
	" 175U					" 97X	16.4	133			11
	" 520U					" 101X	15.0	146			10
	"					" 102X	16.0	149			9
Wakeena Farm Bentley 748-4252	12 month average					(not available)					
	RITR 512U	-1.5	+0.8	124	61	KEEN 3X	12.3	167			
Weber Farms Ltd Castor 881-2572	12 month average					35 Pigs	(14.8)	(164)			10
	AWGF 517U					AWGF 53X	10.7	139			18
<u>LANDRACE</u>											
Barrett, R. & A. Ponoka 783-5192	12 month average					101 Pigs	(13.4)	(136)			10
	ROYS 273U					ROYS 50X	14.4	144			7
	"					" 51X	12.7	144			9
	"					" 57X	15.2	124			10
	"					" 58X	12.3	127			13
	"					" 60X	14.7	132			9
	"					" 61X	12.5	135			11
	"					" 66X	16.2	141			5
	"					" 67X	14.6	135			8
	"					" 68X	11.4	141			11
	"					" 69X	13.0	133			11
	" 92W					" 82X	15.4	133			8
	"					" 83X	14.0	137			9
	"					" 89X	14.1	127			11

BREEDER TELEPHONE	SIRE IDENTIFICATION	SIRE E.B.V.		SIRE'S		PIG IDENT.	BACKFAT	AGE	INDEX
		FAT (MM)	AGE (DAYS)	EBV INDEX	% REP		90 KG (MM)	90 KG (DAYS)	
McFadden, Donald Port Saskatchewan 8-3101	12 month average					64 Pigs	(13.6)	(151)	100
	ARHL 52U			DUFF	10X		13.5	143	118
	" 544T			"	20X		17.0	159	49
	" 973U			"	50X		14.6	152	89
	"			"	51X		14.2	146	105
McLain Farm Ltd 6-4042	12 month average					(not available)			
	MILN 322U			GLFL	6X		13.3	154	
	NPD 1257W			"	46X		14.5	148	
	"			"	48X		15.0	148	
McKendall College Permillion 63-8597	12 month average					98 Pigs	(14.4)	(157)	100
	ARHL 956U(1)			ATAT	042X		14.0	159	100
	"			"	043X		15.0	152	104
	"			"	044X		11.7	138	162
	"			"	080X		12.4	146	142
	"			"	081X		13.8	148	124
	"			"	082X		13.0	143	140
	ATAT 510U			"	088X		13.2	145	134
	"			"	093X		13.8	137	142
	"			"	107X		14.2	144	126
	"			"	110X		14.4	139	132
McLain, Bruce Monoka 63-6695	12 month average					92 Pigs	(11.8)	(145)	100
	MILN 122W			MILN	1X		9.8	137	139
	"			"	2X		8.5	143	145
	"			"	3X		10.7	148	108
	" 121W			"	39X		10.5	137	131
	" 122W			"	47X		9.6	142	134
	"			"	49X		9.7	143	131
	"			"	51X		9.6	147	124
McKeena Farm Bentley 68-4252	12 month average					26 Pigs	(12.8)	(158)	100
	KEEN 22W			KEEN	30X		12.6	152	121
	"			"	33X		12.7	149	128

BREEDER & TELEPHONE	SIRE IDENTIFICATION	SIRE E.B.V.		SIRE'S		PIG IDENT.	BACKFAT	AGE	IND
		FAT (MM)	AGE (DAYS)	EBV INDEX	% REP		90 KG (MM)	90 KG (DAYS)	
<u>LACOMBE</u>									
Bloomsbury Farms	12 month average					243 Pigs	(15.2)	(140)	100
Bloomsbury 674-3307	BL 1605W					BL 1108X	14.8	139	100
	"					" 1208X	17.9	133	84
	"					" 1209X	16.9	131	100
	" 15611T	+0.7	-6.0	106	66	" 1305X	12.9	130	140
	"	"	"	"	"	" 1308X	15.0	135	110
	"	"	"	"	"	" 1309X	13.0	128	140
	"	"	"	"	"	" 1310X	15.0	127	120
Five Lakes Farms	12 month average					97 Pigs	(12.5)	(165)	100
Mayerthorpe 786-2187	KR 1303S					JA 704X	11.2	177	100
	BL 2504U					" 1006X	12.3	168	90
	KR 1303S					" 1401X	11.7	167	100
	"					" 1402X	14.1	168	70
	"					" 1407X	12.9	160	100
Gwynne Vista Farms	12 month average					75 Pigs	(12.5)	(162)	100
Gwynne 352-2998	KR 11896U					KR 801X	12.4	168	90
	"					" 803X	15.8	164	60
	"					" 807X	16.8	173	40
	"					" 1303X	15.0	165	70
	"					" 1304X	15.8	149	90
	"					" 1305X	16.0	152	80
	"					" 1601X	13.3	158	90
	"					" 1602X	13.4	152	100
	"					" 1605X	14.4	161	80
	"					" 1606X	11.9	156	110
<u>HAMPSHIRE</u>									
Bloomsbury Farms	12 month average					113 Pigs	(12.9)	(151)	100
Bloomsbury 674-3307	WM 1009W					WM 405X	12.4	143	110
	"					" 406X	12.1	152	100
	"					" 407X	11.8	150	110
	"					" 408X	12.3	140	120
	"					" 409X	11.4	142	130

BREEDER TELEPHONE	SIRE IDENTIFICATION	SIRE E.B.V.		SIRE'S		PIG IDENT.	BACKFAT		AGE		INDEX
		FAT (MM)	AGE (DAYS)	EBV INDEX	% REP		90 KG (MM)	90 KG (DAYS)			
Gynne Vista Farms 12 month average						(not available)					
Gynne 2-2998	AJCM 2425T(1)					GWYN 302X	9.2	171			
	"					" 305X	11.7	179			
	"					" 401X	10.4	167			
	"					" 402X	12.9	155			
	"					" 403X	13.1	165			
penhuyzen, C 12 month average						35 Pigs	(13.0)	(171)			100
ony Plain 3-4358	ASUS 49S	+0.1	+12.1	57	88	ASUS 40X	9.5	171			137
	"	"	"	"	"	" 44X	13.4	169			99
	"	"	"	"	"	" 60X	10.8	153			155
	"	"	"	"	"	" 64X	12.6	157			129
<u>DUROC</u>											
schmeyer, Gerald 12 month average						69 Pigs	(13.4)	(151)			100
uderheim 8-2845	HILL 123U					HILL 14X	11.9	141			135
	"					" 15X	10.4	134			164
	"					" 16X	13.3	137			127
ndenberg, Joe 12 month average						24 Pigs	(14.3)	(154)			100
mrose 2-6177	ASCG 124W					ASCG 24X	2.01	150			58
	"					" 25X	14.8	150			101
<u>CROSSBRED</u>											
ert, Martin 12 month average						(not available)					
rrhead 4-3953	AVON 417U(1)					8MB 233X	13.2	139			
oomsbury Farms 12 month average						55 pigs	(14.7)	(142)			100
oomsbury 4-3307	BL 311W					8KJ 5305W	13.4	150			96
	"					" 5310W	12.9	148			104
	" 1104W					" 307X	13.1	138			120
	"					" 308X	13.7	136			118
aat, J. 12 month average						76 Pigs	(12.9)	(143)			100
aldale 7-9757	ASDZ 541S	+1.2	+0.2	80	92	8JR 77X	13.6	135			109
	"	"	"	"	"	" 79X	13.0	138			109

BREEDER & TELEPHONE	SIRE IDENTIFICATION	SIRE E.B.V.		SIRE'S		PIG IDENT.	BACKFAT		AGE		IND
		FAT (MM)	AGE (DAYS)	EBV INDEX	% REP		90 KG (MM)	90 KG (DAYS)			
Chauvet, M. Legal 961-2578	12 month average WM 3008U "					(not available) 7803X 7811X	13.8 13.4	144 145			
Eidse, Louis Crooked Creek 957-2446	12 month average WM 205W " "					(not available) 8LE " "	75X 76X 77X	12.2 13.8 10.8	155 162 174	12 8 8	
Lakeland College Vermilion 853-8597	12 month average ATAT 096W " " 064W " "					(not available) 8GC " " " "	070X 071X 130X 131X 132X	16.8 12.9 14.8 15.9 15.4	145 143 137 129 132	13 16 15 15 15	
Ranchview Test Barn Bentley 748-3802	12 month average KKEF 2332T(1) 8 RF 3522T " 6477U " 6257U KKEF 2332T(1) 8 RF 3271T " 6257U " 3271T VBSF 304U(1) AVON 417U(1) VBSF 304U(1) " 8714T(1) 8 RF 6257U " 3523T " 373X " 374X NPD 8714T(1) 8 RF 2165T " 3523T " 6460U " 3522T "	0.0 0.0 +0.2 +0.2	-8.4 -8.4 +5.3 +5.3	133 133 76 76	89 89 86 86	846 Pigs 8RF 5264W " 5294W " 5302W " 5322W " 121X " 139X " 193X " 245X " 272X " 302X " 321X " 322X " 343X " 355X " 372X " 373X " 374X " 382X " 394X " 401X " 402X " 403X " 415X " 421X " 422X " 423X	11.3 11.3 10.2 13.7 11.1 10.6 16.3 13.0 13.5 11.9 14.2 12.2 12.6 12.6 13.3 14.8 12.9 12.1 11.0 13.4 14.6 14.5 12.2 14.7 11.0 11.1	176 164 167 175 162 163 166 159 151 155 147 141 156 144 143 155 150 148 153 142 152 140 150 149 149 134	10 8 10 11 5 10 11 3 9 9 11 9 13 10 12 11 7 10 12 11 8 10 11 11 11		

BREEDER TELEPHONE	SIRE IDENTIFICATION	SIRE E.B.V.		SIRE'S		PIG IDENT.	BACKFAT AGE		INDEX	
		FAT (MM)	AGE (DAYS)	EBV INDEX	% REP		90 KG (MM)	90 KG (DAYS)		
Hinchview Test Barn										
ont'd	DINN 7U(1)					8 RF 432X	11.3	150	131	
	"					" 435X	12.9	147	115	
	8 RF 6257U					" 443X	11.6	145	135	
	" 3522T					" 472X	15.0	139	104	
	"					" 477X	15.5	144	87	
	AOUD 858T(1)					" 502X	14.7	144	99	
Hinchview Barns B 12 month average							142 Pigs	(12.5)	(158)	100
entley 8-3802	AVON 417U(1)					8 RF 4610X	13.7	159	84	
	8 RF73413U					" 707X	12.4	141	133	
	" 5824U					" 634X	12.4	143	130	
	"					" 636X	12.9	150	112	
	"					" 637X	12.2	153	113	
	" 5825U					" 675X	11.1	144	142	
	"					" 676X	13.3	152	102	
	"					" 678X	13.8	145	110	
	" 2165W					" 689X	11.5	150	127	
	ARHL 956U(1)					" 695X	10.4	138	162	
Niessen, R. & L 12 month average							(not available)			
anham 4-2421	ROYS 470U					8 RT 163X	15.6	141		
	"					" 164X	16.1	148		

G I L T S

BREEDER ADDRESS & TELEPHONE	12 MONTH AVERAGE			THIS PROBE PERIOD		
	# PROBED	BACKFAT (MM)	AGE (DAYS)	# PROBED	AVG. BACKFAT	AVG. AGE
<u>YORKSHIRE</u>						
Baert, Martin Barrhead 674-3953	(not available)			3	12.2	154
Bloomsbury Farms Bloomsbury 674-3307	148	16.3	148	11	15.5	147
Braat, J. Coaldale 327-9757	186	12.1	158	3	11.2	153
Five Lakes Farms Mayerthorpe 786-2187	286	13.6	174	19	11.6	174
GiltLine Farm Ltd Acme 546-4042	(not available)			10	14.4	159
Gwynne Vista Farms Gwynne 352-2998	223	13.7	165	8	11.2	170
Maschmeyer, Gerald Bruderheim 998-2845	63	15.3	151	6	15.8	143
Matejka, George Sylvan Lake 887-2656	289	13.0	177	9	13.9	179
Milne, Bruce Ponoka 783-6695	154	13.1	150	10	11.1	142
Papenhuyzen, Charles Stony Plain 963-4358	30	17.3	167	2	16.3	153

BREEDER ADDRESS & TELEPHONE	12 MONTH AVERAGE			THIS PROBE PERIOD		
	# PROBED	BACKFAT (MM)	AGE (DAYS)	# PROBED	AVG. BACKFAT	AVG. AGE
Thiessen, R. & L. Wanham 694-2421	(not available)			1	16.8	143
Vandenberg, Joe Camrose 672-6177	35	16.7	158	7	18.3	150
Wakeena Farm Bentley 748-4252	39	14.3	162	2	13.3	156
Weber Farms Ltd. Castor 882-2572	54	15.3	167	9	13.4	161
<u>LANDRACE</u>						
Barrett, R. & A. Ponoka 783-5192	105	13.9	139	11	13.7	136
Duff, Donald Ft. Sask. 998-3101	131	14.1	152	9	14.0	153
GiltLine Farm Ltd. Acme 546-4042	(not available)			1	14.6	164
Lakeland College Vermilion 853-8597	179	15.2	165	11	15.0	151
Matejka, Tony Sylvan Lake 887-2656	23	13.4	174	2	14.4	167
Milne, Bruce Ponoka 783-6695	94	12.4	151	12	12.6	143
Wakeena Farm Bentley 784-4252	72	13.0	167	7	13.4	162

BREEDER ADDRESS & TELEPHONE	12 MONTH AVERAGE			THIS PROBE PERIOD		
	# PROBED	BACKFAT (MM)	AGE (DAYS)	# PROBED	AVG. BACKFAT	AVG. AGE
<u>LACOMBE</u>						
Bloomsbury Farms Bloomsbury 674-3307	235	16.1	142	13	17.0	142
Gwynne Vista Farms Gwynne 352-2998	130	13.9	167	8	15.8	169
Five Lakes Farms Mayerthorpe 786-2187	118	13.5	172	4	14.2	163
<u>HAMPSHIRE</u>						
Bloomsbury Farms Bloomsbury 674-3307	111	13.5	153	4	13.6	156
Gwynne Vista Farms Gwynne 352-2998	(not available)			5	11.2	175
Papenhuyzen, Charles Stony Plain 963-4358	37	14.2	174	5	11.2	173
<u>DUROC</u>						
Lakeland College Vermilion 853-8597	(not available)			3	12.2	165
Maschmeyer, Gerald Bruderheim 998-2845	61	14.5	153	2	14.1	139
<u>CROSSBRED</u>						
Baert, Martin Barrhead 674-3953	50	15.4	150	7	14.8	157
Bloomsbury Farms Bloomsbury 674-3307	104	16.0	142	22	16.5	140

BREEDER ADDRESS & TELEPHONE	12 MONTH AVERAGE			THIS PROBE PERIOD		
	# PROBED	BACKFAT (MM)	AGE (DAYS)	# PROBED	AVG. BACKFAT	AVG. AGE
Barrett. R. & A. Ponoka 783-5192	(not available)			2	14.8	123
Chauvet, M. Legal 961-2578	169	15.1	153	15	15.6	140
Eidse, Louis Crooked Creek 957-2446	28	13.7	158	8	13.7	165
GiltLine Farm Ltd Acme 546-4042	59	14.4	161	41	14.4	157
Gwynne Vista Farms Gwynne 352-2998	177	13.8	164	7	12.8	168
Lakeland College Vermilion 853-8597	(not available)			4	17.0	143
Mclenaghan, Murray Barrhead 674-3907	(not available)			16	16.9	148
Milne, Bruce Ponoka 783-6695	155	13.3	147	9	9.7	149
Olds College Olds 556-8327	513	15.6	157	43	15.3	157
Ranchview Test Barn Bentley 748-3802	558	13.6	170	15	13.5	161
Ranchview Farms B Bentley 748-3802	580	13.7	160	6	13.9	157

BREEDER ADDRESS & TELEPHONE	12 MONTH AVERAGE			THIS PROBE PERIOD		
	# PROBED	BACKFAT (MM)	AGE (DAYS)	# PROBED	AVG. BACKFAT	AVG AGE
Thiessen, R. & L. Wanham 694-2421	(not available)			7	15.3	149
Weber Farms Ltd. Castor 882-2572	115	15.1	161	5	17.1	139

Alberta Swine Improvement Program

CANADIANA

AUG - 2 1988

#204, 7000 - 113 St. Edmonton Alberta T6H 5T6 phone: 427-5319

HOME TEST REPORT
JULY 01 - 15, 1988

This report contains a list of boars and gilts which completed the ultrasonic home test during the past two weeks. It is available to pig producers as an aid in selecting quality breeding stock. Information in the report is intended to reflect the relative potential breeding worth of animals listed in terms of economic traits measured. These traits are carcass quality in terms of backfat and growth rate from birth to 90 kg.

Information Reported

1. Information listed for each tested pig consists of: (a) breeder; (b) sire identification and EBV; (c) pig identification; (d) age (days) adjusted to 90 kg liveweight; (e) average backfat (mm) adjusted to 90 kg and (f) index of the pig compared to its contemporaries.
2. Home test herd averages are shown where 20 or more pigs by sex and breed were tested from the herd during the previous twelve month period. This average is the one against which all pigs in the current report are indexed. Animals of average economic merit will index 100. Boars or gilts with superior performance will be reflected by an index over 100.
3. It is important to remember that between-herd comparisons should not be made on the basis of home test data. Differences in environment, nutrition and management between farms will render such comparisons invalid.
4. Between herd comparisons should be made on the basis of the sires Estimated Breeding Values (EBV). EBV's are an estimate of the genetic value of the sire for backfat (mm at 90 kg) and growth rate (days to 90 kg). They are obtained by comparing the performance of each sire to all other sires in Western Canada using a computer statistical model called the best linear unbiased prediction (BLUP) method. Across herd comparisons of sire EBV's are valid because the management of the herd in which each record was obtained has been corrected for. EBV's are based on 0, which is the average for Western Canada, the greater the negative number the more likely the sire's progeny will genetically reduce backfat and/or age. The sire's EBV index is also an across herd comparison of the sire's genetic worth which combines backfat and age into one figure. A 100 index is the average for each breed for Western Canada. The greater index value above 100, the greater the overall genetic worth. Where no EBV's are shown, sires are too new to have been evaluated.
5. EBV's are also available for dams and other regions of Canada from the Pork Industry Branch at the address listed on page 2.

How To Use This Report

(See Reverse)



Agriculture
Canada

/2 . . . Alberta
AGRICULTURE

How To Use This Report

BOARS

1. Find a sire which exhibits those performance EBV's that you consider most important in the breed that fits into your intended breeding program.
2. Narrow your field of farms due to distance, health considerations, etc.
3. Find the highest indexing boar(s) from the sire you have chosen and phone the breeder to ascertain if they are available and physically sound, cost, etc.
4. Go examine the boar(s) yourself if you wish to make a final judgement to close the sale.

GILTS

1. Determine what breeds or crossbreds will fit in best to your intended breeding program.
2. Limit your choices of farms due to distance, health status, etc.
3. Find the farm(s) with the best overall performance in the breed(s) you have identified and phone them as to availability, price, etc.
4. Visit the farm yourself to make final determination regarding soundness and suitability, etc.

The animals reported have not been evaluated for physical or breeding soundness and health status. These assessments must be made by the selector.

Prepared by: Lajos Hajdu
Senior Swine Technician
Alberta Agriculture, Pork Industry Branch
#204, 7000 - 113 Street
EDMONTON, Alberta
T6H 5T6
Phone: 427 - 5319

B O A R S

BREEDER TELEPHONE	SIRE IDENTIFICATION	SIRE E.B.V.		SIRE'S		PIG IDENT.	BACKFAT	AGE	INDEX	
		FAT (MM)	AGE (DAYS)	EBV INDEX	% REP		90 KG (MM)	90 KG (DAYS)		
<u>YORKSHIRE</u>										
Adia Breeders combe 2-2836	12 month average					61 Pigs	(12.7)	(147)	100	
	RITR 505U	0.0	-9.3	136	82	ACA 1003X	10.2	162	101	
	JKAA13804U					" 1201X	12.0	159	85	
	ARHL 890U					" 1701X	12.4	149	100	
	"					" 1704X	13.4	149	86	
	"					" 1705X	12.2	150	99	
	RITR 505U	0.0	-9.3	136	82	" 1801X	14.6	149	74	
	"	"	"	"	"	" 1802X	15.4	149	63	
	ARHL 96W					" 2001X	10.7	145	128	
	"					" 2002X	12.8	163	67	
	JKAA13804U					" 2301X	13.7	149	83	
	"					" 2302X	12.9	150	92	
	ARHL 890U					" 2401X	13.8	150	81	
	"					" 2402X	11.5	160	88	
	" 96U					" 2601X	11.3	156	100	
	"					" 2602X	13.3	140	107	
	"					" 2802X	12.1	140	121	
	JKAA13804U					" 2902X	15.2	148	67	
	RITR 505U	0.0	-9.3	136	82	" 3001X	14.0	150	79	
	"	"	"	"	"	" 3501X	13.3	143	100	
	JKAA13804U					" 3604X	13.0	140	110	
oombury Farms Ltd oomsbury 4-3307	12 month average					121 Pigs	(14.6)	(145)	100	
	WM 2608W					WM 1102X	13.8	150	98	
	" 2604W					" 1701X	13.5	141	116	
aat, J. aldale 7-9757	12 month average					109 Pigs	(11.0)	(151)	100	
	ANZI 3863P	-2.0	+9.6	99	97	ARBF 86X	11.5	156	87	
	"	"	"	"	"	" 111X	11.3	143	109	
ownlee, Jim iry Hill 6-2313	12 month average					61 Pigs	(14.0)	(163)	100	
	RITR 574U					AHKP 807W	16.1	173	69	
	"					" 808W	13.7	172	91	
	"					" 810W	13.8	173	89	
	"					" 10X	12.1	168	112	
	"					" 11X	13.3	157	114	
	"					" 13X	13.6	171	94	

BREEDER & TELEPHONE	SIRE IDENTIFICATION	SIRE E.B.V.		SIRE'S		PIG IDENT.	BACKFAT AGE		INDEX
		FAT (MM)	AGE (DAYS)	EBV INDEX	% REP		90 KG (MM)	90 KG (DAYS)	
Brownlee, Jim Cont'd	RITR 574U					AHKP 14X	15.6	172	75
	"					" 16X	12.9	166	107
	"					" 17X	15.8	178	65
	DANY 121U					" 29X	14.0	176	85
	KKEF 1930T	-0.4	-2.7	119	56	" 32X	12.9	173	99
	RITR 574U					" 35X	16.5	157	85
	KKEF 1930T	-0.4	-2.7	119	56	" 71X	15.0	162	92
Eringsfield, B. Coaldale 345-3420	12 month average					49 Pigs	(13.1)	(164)	100
	RITR 84W					AOGK 81X	13.2	171	87
	"					" 82X	11.1	168	113
Giltline Farm Ltd Acme 546-4042	12 month average					(not available)			
	MILN 375T					GLFL 60X	14.6	156	104
	"					" 61X	16.7	158	79
	"					" 64X	21.1	141	54
	"					" 65X	18.6	149	71
	" 327T					" 75X	13.3	156	117
	"					" 77X	15.0	156	100
	"					" 78X	13.8	159	108
	"					" 81X	18.0	157	68
NPD 320W									
Knobben, Gary Jarvie 954-2125	12 month average					61 Pigs	(11.9)	(151)	100
	GARY 22W					GARY 20X	12.8	147	95
	"					" 30X	12.1	140	113
	"					" 31X	14.8	148	69
	"					" 32X	11.4	157	98
	"					" 33X	12.0	150	101
Matejka, George Sylvan Lake 887-2656	12 month average					383 Pigs	(12.0)	(161)	100
	KKEF 2642U					KKEF 225X	13.8	165	73
	"					" 230X	10.7	171	97
	"					" 233X	12.8	157	98
	"					" 235X	12.7	168	80
	"					" 236X	12.1	163	95
	DOUG 354T	-1.9	+5.4	113	72	" 286X	14.3	147	97
	KKEF 1882U					" 294X	14.8	155	80

BREEDER TELEPHONE	SIRE IDENTIFICATION	SIRE E.B.V.		SIRE'S		PIG IDENT.	BACKFAT	AGE	INDEX
		FAT (MM)	AGE (DAYS)	EBV INDEX	% REP		90 KG (MM)	90 KG (DAYS)	
Line, Bruce Mooka 8-6695	12 month average					131 Pigs	(12.3)	(149)	100
	ARRK 2186U(1)					MILN 96X	10.1	141	147
	"					" 116X	9.0	130	184
	MILN 588S					" 124X	11.8	131	145
West Farms Midway 6-3790	12 month average					34 Pigs	(13.1)	(149)	100
	KKEF 2104U					ATED 19X	14.4	173	58
	"					" 20X	13.0	172	73
Deenhuyzen, C. Bony Plain 8-4358	12 month average					26 Pigs	(16.1)	(164)	100
	DASA 1052T	+0.5	+5.2	71	72	ASUS 72X	18.8	171	63
	"	"	"	"	"	" 73X	15.6	169	99
	"	"	"	"	"	" 84X	15.2	165	108
	"	"	"	"	"	" 111X	14.8	163	115
	TVW 252U					" 137X	16.8	161	97
Water Farms Ltd Bon Springs 8-4472	12 month average					200 Pigs	(12.5)	(143)	100
	RITR 664T	-1.6	-1.9	137	90	RITR 382X	10.7	144	115
	"	"	"	"	"	" 383X	13.5	145	84
	ARHL 795U					" 415X	9.8	147	118
	"					" 454X	13.2	152	74
	"					" 455X	10.3	147	113
KKEF 440T	-1.3	+0.1	124	94	" 503X	9.3	147	121	
Leske, Murray Tomdale 9-4938	12 month average					64 Pigs	(13.0)	(148)	100
	IMP 6010T(4)					ROSE 31X	12.4	137	128
	"					" 34X	14.6	149	76
	"					" 56X	12.2	128	146
	"					" 61X	13.9	144	94
	"					" 62X	14.3	138	100
	"					" 63X	13.8	138	107
	ARRK 2186U(1)					" 81X	13.8	140	105
	"					" 83X	12.0	135	136
	"					" 84X	9.9	137	159
RITR 924T(1)	-1.1	-12.8	169	64	" 103X	14.9	119	129	
"	"	"	"	"	" 104X	13.8	115	149	
Keena Farm Mentley 8-4252	12 month average					(not available)			
	RITR 512U	-1.5	-0.8	124	61	KEEN 42X	12.0	158	

BREEDER & TELEPHONE	SIRE IDENTIFICATION	SIRE E.B.V.		SIRE'S		PIG IDENT.	BACKFAT	AGE	INDEX
		FAT (MM)	AGE (DAYS)	EBV INDEX	% REP		90 KG (MM)	90 KG (DAYS)	
Weber Farms Ltd. Castor 882-2572	12 month average					35 Pigs	(14.8)	(164)	100
	AWGF 517U			AWGF	109X	15.9	147	119	
	" 789U			"	112X	13.1	146	146	
	"			"	115X	12.8	144	153	
	"			"	116X	12.0	151	148	
Wilhelm, Leonard Vermilion 853-2411	12 month average					(not available)			
	LWAS 3W			LWAS	100X	18.4	160		
	"			"	103X	19.4	164		
	"			"	104X	18.2	180		
	"			"	106X	16.1	165		
<u>LANDRACE</u>									
Acadia Breeders Lacombe 782-2836	12 month average					68 Pigs	(12.5)	(145)	100
	ARHL 739U			ACA	801X	10.4	163	92	
	ROYS 13W			"	1103X	11.5	181	43	
	AOUD 1803U			"	1301X	12.1	163	71	
	"			"	1303X	13.3	153	75	
	"			"	1304X	11.9	155	88	
	"			"	1305X	11.1	163	83	
	ARHL 1044U			"	1401X	11.1	161	88	
	"			"	1404X	9.7	154	119	
	"			"	1405X	9.4	163	105	
	" 739U			"	1902X	9.1	161	113	
	"			"	1903X	9.4	154	122	
	" 1044U			"	2201X	14.1	139	90	
	" 739U			"	3102X	15.0	159	42	
	"			"	3103X	14.4	160	47	
	"			"	3104X	12.0	162	74	
	" 1044U			"	3202X	10.8	151	111	
	"			"	3203X	15.4	150	55	
	" 739U			"	3301X	11.5	137	128	
	"			"	3302X	15.2	146	64	
	"			"	3304X	13.3	142	95	
	" 84W			"	3801X	11.8	135	129	
Barrett, R. & A. Ponoka 783-5192	12 month average					101 Pigs	(13.4)	(136)	100
	ROYS 92W			ROYS	99X	12.7	145	94	
	"			"	100X	14.0	146	80	
	" 273U			"	130X	12.0	121	140	
	"			"	133X	11.1	122	147	
	"			"	135X	12.3	129	125	

BREEDER TELEPHONE	SIRE IDENTIFICATION	SIRE E.B.V.		SIRE'S		PIG		BACKFAT	AGE	INDEX
		FAT (MM)	AGE (DAYS)	EBV INDEX	% REP	IDENT.	90 KG (MM)	90 KG (DAYS)		
Maat, J. aldale 7-9757	12 month average ASDZ 541S " "	+1.2 " "	+0.2 " "	80 " "	92 " "	ARBF 67X " 101X " 102X	11.7 14.4 14.7	157 139 149		(not available)
Peterman, Bill Bruce Grove 3-3663	12 month average EDJL 142U(1)					ATJA 15X	13.8	131		(not available)
Eff, Donald Saskatchewan 3-3101	12 month average ARHL 973U " 52W DUFF 544T "	-0.1 " "	-1.1 " "	105 " "	92 " "	DUFF 70X " 100X " 110X " 160X	9.3 13.8 14.1 14.1	158 145 144 151	132 111 111 96	64 Pigs (13.6) (151)
Kingfield, B. aldale 5-3420	12 month average TONY 1155W					AOGK 141X	16.1	150		(not available)
AltLine Farm Ltd. me 6-4042	12 month average NPD 1257W " " " "					GLFL 33X " 34X " 35X " 44X " 45X	15.0 14.8 15.0 14.6 17.0	168 167 178 174 166		(not available)
Keloland College armilion 3-8597	12 month average EDJL 142U(1) " " ATAT 510U " "					ATAT 061X " 062X " 065X " 090X " 110X " 149X	14.4 12.3 14.4 15.2 14.3 15.6	175 173 175 166 147 152	68 95 68 76 120 97	98 Pigs (14.4) (157)
Line, Bruce hoka 3-6695	12 month average MILN 122W ARHL 956W(1)					MILN 74X " 87X	12.2 9.8	137 128	110 156	92 Pigs (11.8) (145)

BREEDER & TELEPHONE	SIRE IDENTIFICATION	SIRE E.B.V.		SIRE'S		PIG IDENT.	BACKFAT	AGE	INDEX
		FAT (MM)	AGE (DAYS)	EBV INDEX	% REP		90 KG (MM)	90 KG (DAYS)	
Neufeld Farms Ltd. Acme 546-3960	12 month average NEUF 1U " "					NEUF 1X " 5X " 6X	(not available) 12.7 13.3 13.2	164 172 175	
Norest Farms Radway 736-3790	12 month average DUFF 2W					LAST 13X	(not available) 18.6	144	
Reiter Farms Ltd Iron Springs 738-4472	12 month average ARHL 956U(1) "					27 Pigs RITR 490X " 499X	(12.9) 9.6 9.5	(144) 139 142	100 138 133
Wakeena Farm Bentley 748-4252	12 month average DUFF 171U " " " "	-1.8 " " " "	+2.4 " " " "	119 " " " "	84 " " " "	KEEN 64X " 71X " 76X " 81X " 107X	(12.8) 11.9 13.5 11.8 14.2 11.3	(158) 167 164 162 152 163	100 81 74 96 106 98
<u>LACOMBE</u>									
Bloomsbury Farms Bloomsbury 674-3307	12 month average BL 1605W " " " 15611T " 2107W " 2806W " " " "					243 Pigs BL 1210X " 1211X " 1212X " 1306X " 1506X " 1605X " 1606X " 1607X " 1608X " 1609X " 1803X	(15.2) 12.7 16.9 16.6 14.4 16.6 17.8 15.2 15.6 16.3 14.6 14.2	(140) 143 148 153 146 141 132 131 127 125 128 125	100 117 67 61 95 84 89 116 120 117 128 137
<u>HAMPSHIRE</u>									
Bloomsbury Farms Bloomsbury 674-3307	12 month average WM 305U "					113 Pigs WM 904X " 905X	(12.9) 15.4 12.7	(151) 150 157	100 67 90

FEEDER TELEPHONE	SIRE IDENTIFICATION	SIRE E.B.V.		SIRE'S		PIG IDENT.	BACKFAT	AGE	INDEX	
		FAT (MM)	AGE (DAYS)	EBV INDEX	% REP		90 KG (MM)	90 KG (DAYS)		
aat, J. aldale 7-9757	12 month average BVA 2510W					25 Pigs ARBF 119X	(12.5) 12.3	(145) 146	100 100	
ownlee, Jim iry Hill 8-2313	12 month average AOVX 32U " " " BUFA 27U					22 Pigs AHKP 3X " 7X " 06X " 014X " 22X	(11.9) 12.9 11.9 13.8 13.7 12.1	(177) 162 171 187 190 161	100 110 108 69 65 119	
iter Farms Ltd. on Springs 8-4472	12 month average AHKP 580T " DINN 7U(1) " AHKP 580T "					(not available) RITR 446X " 449X " 484X " 485X " 516X " 518X				
		-0.1	-5.0	88	67		12.1	156		
		"	"	"	"		12.8	146		
							12.7	154		
							11.4	148		
		-0.1	+5.0	88	67		11.4	151		
		"	"	"	"		14.2	154		
<u>DUROC</u>										
aat, J. aldale 7-9757	12 month average ABBF 64T " " " "					24 Pigs ARBF 94X " 95X " 96X " 125X " 126X	(13.0) 10.4 13.7 11.5 13.9 11.7	(143) 144 143 153 131 137	100 117 93 88 120 122	
ufeld Farms Ltd. me 5-3960	12 month average NEUF 180T " "					55 Pigs NEUF 1X " 16X " 17X	(13.5) 14.2 14.7 16.7	(166) 159 157 160	100 98 95 63	
iter Farms Ltd. on Springs 8-4472	12 month average HILL 161T "					28 Pigs RITR 351X " 352X	(12.3) 13.8 12.9	(146) 155 146	100 55 90	
		-0.5	-2.1	123	66					
		"	"	"	"					

BREEDER & TELEPHONE	SIRE IDENTIFICATION	SIRE E.B.V.		SIRE'S		PIG IDENT.	BACKFAT		AGE		INDEX
		FAT (MM)	AGE (DAYS)	EBV INDEX	% REP		90 KG (MM)	90 KG (DAYS)			
<u>CROSSBRED</u>											
Baert, Martin	12 month average										(not available)
Barrhead 674-3953	AVON 417U(1)					8MB 234X	12.6	157			
	"					" 237X	11.9	160			
Barrett, R. & A.	12 month average										(not available)
Ponoka 783-5192	ROYS 92W					8AL 110X	12.3	132			
Bloomsbury Farms	12 month average					55 Pigs	(14.7)	(142)			100
Bloomsbury 674-3307	BL 2303U					8KJ 605X	11.7	118			166
	"					" 606X	14.1	125			135
	"					" 607X	16.0	122			125
	" 2107W					" 1007X	15.0	124			129
	"					" 1008X	11.7	125			154
	"					" 1009X	17.2	126			108
	"					" 1010X	13.6	120			147
Braat, J.	12 month average					76 Pigs	(12.9)	(143)			100
Coaldale 327-9757	ASDZ 541S	+1.2	+0.2	80	92	8JR 81X	15.8	150			59
Groot, Clarence	12 month average					96 Pigs	(12.3)	(162)			100
Neerlandia 674-4077	FGBE 508U(1)					8CL 6601W	11.6	197			54
	8CL 5553W					" 6702W	11.8	178			81
	"					" 6704W	11.6	169			99
	"					" 6710W	14.4	173			57
	"					" 6731W	10.3	161			127
	" 4775U					" 6743W	13.7	165			77
	" 3991T					" 6750W	10.3	158			132
	"					" 6752W	11.6	164			105
	"					" 6791W	14.8	171			54
	" 3083T					" 6802W	14.5	165			68
	" 4304U					" 6815W	13.1	169			78
	3083T					" 6823W	13.4	173			67
	" 3991T					" 6884W	14.0	183			43
	" 5684W					" 6891W	13.7	165			76
	" 3083T					" 6915W	12.3	152			118
	" 4775U					" 6923W	10.5	157			132

BREEDER TELEPHONE	SIRE IDENTIFICATION	SIRE E.B.V.		SIRE'S		PIG IDENT.	BACKFAT AGE		INDEX
		FAT (MM)	AGE (DAYS)	EBV INDEX	% REP		90 KG (MM)	90 KG (DAYS)	
Root, Clarence Mont'd	8CL 3991T					8CL 6930X	11.8	156	117
	" 5684W					" 6960X	12.3	146	129
	"					" 6961X	12.5	161	98
	"					" 6962X	12.6	158	103
	"					" 6963X	13.3	152	105
	"					" 6964X	11.6	147	147
Line, Bruce Moka 3-6695	12 month average					(not available)			
	VBSF 304U(1)					8DM 591X	10.7	131	
	"					" 592X	12.1	129	
Welford Farms Ltd. me 6-3960	12 month average					128 Pigs	(13.9)	(158)	100
	ARBF 843U(1)					8GN 1X	15.2	175	56
	"					" 4X	13.2	193	47
	VBSF 304U(1)					" 6X	12.7	167	98
	8GN 7W					" 9X	18.0	164	42
	"					" 11X	15.9	164	67
	"					" 12X	16.6	162	63
	"					" 14X	13.7	149	119
	VBSF 304U(1)					" 18X	13.6	160	101
	8GN 332T					" 411X	14.8	148	107
	"					" 412X	15.4	154	91
Winchview Test Barn Mentley 8-3802	12 month average					846 Pigs	(13.0)	(154)	100
	8RF 3271T					8RF 493X	12.5	146	122
	"					" 496X	13.4	161	81
	"					" 499X	10.8	153	130
	AOUD 858T(1)					" 501X	15.2	155	70
	8RF 2165T					" 533X	14.0	156	84
	"					" 534X	12.3	155	107
	NPD 8714T(1)	+0.2	+5.3	76	86	" 543X	14.8	152	80
	"	"	"	"	"	" 544X	14.4	162	65
	"	"	"	"	"	" 545X	14.3	161	70
	VBSF 304U(1)					" 551X	9.3	156	143
	"					" 552X	15.0	150	81
	"					" 554X	11.8	159	106
	FGBE 508U(1)					" 565X	12.6	157	100
	8RB 3271T					" 573X	12.8	155	101
	" 6257U					" 591X	12.3	158	101
	"					" 593X	12.7	147	118

BREEDER & TELEPHONE	SIRE IDENTIFICATION	SIRE E.B.V.		SIRE'S		PIG IDENT.	BACKFAT	AGE	INDEX	
		FAT (MM)	AGE (DAYS)	EBV INDEX	% REP		90 KG (MM)	90 KG (DAYS)		
Ranchview Test Barn										
Cont'd	KKEF 2332T(1)	0.0	-8.4	133	89	8RF 94X	12.3	187	44	
	DINN 7U(1)					" 227X	10.8	164	109	
	RITR 1174U(1)					" 235X	14.1	167	61	
	8RF 6257U					" 351X	12.1	158	103	
	"					" 352X	10.5	165	111	
	"					" 353X	11.4	153	122	
	" 2165T					" 394X	15.0	154	75	
	" 6460U					" 419X	12.2	157	103	
	" 6257U					" 445X	13.1	155	96	
	DINN 7U(1)					" 463X	12.6	173	68	
	8RF 3522T					" 473X	13.7	153	92	
	"					" 474X	11.5	155	117	
	"					" 475X	15.0	164	54	
	" 6477U					" 482X	12.1	144	131	
	" 3271T					" 491X	13.5	155	91	
	"					" 492X	11.4	145	139	
	" 3523T					" 613X	12.2	156	107	
	"					" 614X	12.9	148	113	
	"					" 616X	14.0	154	88	
	VBSF 304U(1)					" 623X	10.6	155	129	
	NPD 8714T(1)	+0.2	+5.3	76	86	" 635X	13.4	151	100	
	8RF 6460U					" 681X	14.8	161	63	
	NPD 8714T(1)	+0.2	+5.3	76	86	" 742X	12.8	142	126	
	"	"	"	"	"	" 743X	14.0	143	109	
	"	"	"	"	"	" 746X	15.3	142	93	
	"	"	"	"	"	" 747X	12.7	144	122	
	8RF 3271T					" 761X	13.5	136	128	
	"					" 766X	12.9	143	122	
	NPD 8714T(1)	+0.2	-5.3	76	86	" 362X	12.2	173	73	
	8RF 2165T					" 395X	11.9	169	84	
	" 6460U					" 512X	13.2	165	75	
	VBSF 304U(1)					" 521X	10.2	166	112	
	"					" 522X	11.5	174	80	
	8RF 2165T					" 534X	13.8	162	73	
	3523T					" 611X	12.9	173	65	
	VBSF 304U(1)					" 622X	10.0	167	114	
	NPD 8714T(1)	+0.2	+5.3	76	86	" 634X	13.8	160	78	
	FGBE 508U(1)					" 654X	13.2	146	112	
	8RF 6460U					" 681X	11.1	150	131	
	" 3523T					" 691X	14.3	154	83	
	" 3271T					" 764X	11.7	154	117	
	DINN 7U(1)					" 771X	12.6	153	107	

BREEDER TELEPHONE	SIRE IDENTIFICATION	SIRE E.B.V.		SIRE'S		PIG IDENT.	BACKFAT	AGE	INDEX
		FAT (MM)	AGE (DAYS)	EBV INDEX	% REP		90 KG (MM)	90 KG (DAYS)	
inchview Farms B ntley 8-3802						142 Pigs	(12.5)	(158)	100
	8RF 2977U					8RF 757X	11.6	146	133
	" 29310U					" 777X	10.4	149	141
	" 1602U					" 789X	15.4	146	89
	RITR 1174U(1)					" 899X	12.5	147	120
	"					" 9010X	15.9	141	93
	8RF 5822U					" 927X	12.7	150	112
	"					" 929X	13.1	149	110
	"					" 9210X	10.9	148	138
	" 2977U					" 939X	12.0	149	124
	KKEF 2332T(1)	0.0	-8.4	133	89	" 209X	12.9	169	75
	8RF 1268W					" 355X	14.6	155	82
	AVON 417U(1)					" 466X	13.3	152	102
	"					" 468X	13.7	152	97
	8RF 5825U					" 527X	13.3	157	92
	ARRk 2186U(1)					" 555X	8.5	154	152
	"					" 558X	11.4	162	105
	"					" 5510X	12.2	157	105
	8RF 5822U					" 6100X	14.8	157	75
	" 5824U					" 638X	13.3	146	114
	"					" 639X	12.6	155	104
	ARHL 956U(1)					" 698X	11.5	156	115
	8RF 2977U					" 754X	11.8	157	110
	"					" 755X	15.0	157	73
	"					" 756X	13.2	149	108



G I L T S

BREEDER ADDRESS & TELEPHONE	12 MONTH AVERAGE			THIS PROBE PERIOD		
	# PROBED	BACKFAT (MM)	AGE (DAYS)	# PROBED	AVG. BACKFAT	AVG. AGE
<u>YORKSHIRE</u>						
Acadia Breeders Lacombe 782-2836	79	13.4	149	31	14.1	154
Baert, Martin Barrhead 674-3953	(not available)			3	14.0	150
Bloomsbury Farms Bloomsbury 674-3307	148	16.3	148	4	16.1	145
Braat, J. Coaldale 327-9757	186	12.1	158	1	14.2	144
Brownlee, Jim Hairy Hill 768-2313	71	15.5	165	4	16.5	172
Eringfield, B. Coaldale 345-3420	92	14.3	172	4	15.3	163
Giltline Farms Ltd Acme 546-4042	(not available)			5	15.8	171
Matejka, George Sylvan Lake 887-2656	289	13.0	177	19	14.2	171
Milne, Bruce Ponoka 783-6695	154	13.1	150	5	10.6	141
Norest Farms Radway 736-3790	42	15.0	153	2	15.8	165

BREEDER ADDRESS & TELEPHONE	12 MONTH AVERAGE			THIS PROBE PERIOD		
	# PROBED	BACKFAT (MM)	AGE (DAYS)	# PROBED	AVG. BACKFAT	AVG AGE
Papenhuyzen, Charles Stony Plain 963-4358	30	17.3	167	1	15.6	171
Reiter Farms Ltd. Iron Springs 738-4472	309	13.3	155	29	11.9	157
Roeske, Murray Alcomdale 939-4938	157	15.0	157	11	15.5	149
Weber Farms Ltd. Castor 882-2572	54	15.3	167	12	13.5	155
Wilhelm, Leonard Vermilion 853-2411	(not available)			1	19.4	164
<u>LANDRACE</u>						
Acadia Breeders Lacombe 782-2836	70	13.1	150	38	13.7	157
Barrett, R. & A. Ponoka 783-5192	105	13.9	139	9	14.1	141
Braat, J. Coaldale 327-9757	(not available)			4	15.2	158
Dieterman, Bill Spruce Grove 963-3663	(not available)			4	14.4	138
Duff, Brian Ft. Saskatchewan 998-3101	(not available)			1	10.8	158
Duff, Donald Ft. Saskatchewan 998-3101	131	14.1	152	16	14.2	158

BREEDER ADDRESS & TELEPHONE	12 MONTH AVERAGE			THIS PROBE PERIOD		
	# PROBED	BACKFAT (MM)	AGE (DAYS)	# PROBED	AVG. BACKFAT	AVG. AGE
Lakeland College Vermilion 853-8597	179	15.2	165	10	14.5	162
Milne, Bruce Ponoka 783-6695	94	12.4	151	9	11.8	137
Reiter Farms Ltd. Iron Springs 738-4472	36	14.1	154	6	10.2	143
Wakeena Farm Bentley 748-4252	72	13.0	167	13	12.2	164
<u>LACOMBE</u>						
Bloomsbury Farms Bloomsbury 674-3307	235	16.1	142	4	17.6	134
<u>HAMPSHIRE</u>						
Bloomsbury Farms Bloomsbury 674-3307	111	13.5	153	2	15.4	160
Braat, J. Coaldale 327-9757	25	14.5	157	3	14.3	146
Brownlee, Jim Hairy Hill 768-2313	23	12.7	181	5	11.9	184
Papenhuyzen, Charles Stony Plain 963-4358	37	14.2	174	2	12.7	174
Reiter Farms Ltd. Iron Springs 738-4472	24	13.4	159	3	14.3	150

BREEDER ADDRESS & TELEPHONE	12 MONTH AVERAGE			THIS PROBE PERIOD		
	# PROBED	BACKFAT (MM)	AGE (DAYS)	# PROBED	AVG. BACKFAT	AVG AGE
<u>DUROC</u>						
Baert, Martin Barrhead 674-3953	(not available)			1	15.0	144
Reiter Farms Ltd. Iron Springs 738-4472	22	14.8	155	5	15.2	161
<u>CROSSBRED</u>						
Barrett, R. & A. Ponoka 783-5192	(not available)			6	13.0	138
Bloomsbury Farms Bloomsbury 674-3307	104	16.0	142	13	15.9	129
Braat, J. Coaldale 327-9757	122	13.7	152	8	13.9	158
Chauvet, M. Legal 961-2578	160	15.1	153	8	16.0	150
Giltline Farms Ltd. Acme 546-4042	59	14.4	161	10	14.2	166
Groot, Clarence Neerlandia 674-4077	219	13.4	167	74	13.8	17
Lakeland College Vermilion 853-8597	(not available)			5	15.1	14

BREEDER ADDRESS & TELEPHONE	12 MONTH AVERAGE			THIS PROBE PERIOD		
	# PROBED	BACKFAT (MM)	AGE (DAYS)	# PROBED	AVG. BACKFAT	AVG. AGE
Norest Farms Radway 736-3790	307	15.0	153	11	14.9	162
Ranchview Test Barn Bentley 748-3802	558	13.6	170	17	13.7	164
Ranchview Farms B Bentley 748-3802	580	13.7	160	13	13.0	155
Weber Farms Ltd Castor 882-2572	115	15.1	161	5	14.2	154



Alberta Swine Improvement Program

#204, 7000 - 113 St. Edmonton Alberta T6H 5T6 phone: 427-5319 CANADIANA

HOME TEST REPORT
JULY 15 - 31, 1988

AUG 17 1988

This report contains a list of boars and gilts which completed the ultrasonic home test during the past two weeks. It is available to pig producers as an aid in selecting quality breeding stock. Information in the report is intended to reflect the relative potential breeding worth of animals listed in terms of economic traits measured. These traits are carcass quality in terms of backfat and growth rate from birth to 90 kg.

Information Reported

1. Information listed for each tested pig consists of: (a) breeder; (b) sire identification and EBV; (c) pig identification; (d) age (days) adjusted to 90 kg liveweight; (e) average backfat (mm) adjusted to 90 kg and (f) index of the pig compared to its contemporaries.
2. Home test herd averages are shown where 20 or more pigs by sex and breed were tested from the herd during the previous twelve month period. This average is the one against which all pigs in the current report are indexed. Animals of average economic merit will index 100. Boars or gilts with superior performance will be reflected by an index over 100.
3. It is important to remember that between-herd comparisons should not be made on the basis of home test data. Differences in environment, nutrition and management between farms will render such comparisons invalid.
4. Between herd comparisons should be made on the basis of the sires Estimated Breeding Values (EBV). EBV's are an estimate of the genetic value of the sire for backfat (mm at 90 kg) and growth rate (days to 90 kg). They are obtained by comparing the performance of each sire to all other sires in Western Canada using a computer statistical model called the best linear unbiased prediction (BLUP) method. Across herd comparisons of sire EBV's are valid because the management of the herd in which each record was obtained has been corrected for. EBV's are based on 0, which is the average for Western Canada, the greater the negative number the more likely the sire's progeny will genetically reduce backfat and/or age. The sire's EBV index is also an across herd comparison of the sire's genetic worth which combines backfat and age into one figure. A 100 index is the average for each breed for Western Canada. The greater index value above 100, the greater the overall genetic worth. Where no EBV's are shown, sires are too new to have been evaluated.
5. EBV's are also available for dams and other regions of Canada from the Pork Industry Branch at the address listed on page 2.

How To Use This Report

(See Reverse)

How To Use This Report

BOARS

1. Find a sire which exhibits those performance EBV's that you consider most important in the breed that fits into your intended breeding program.
2. Narrow your field of farms due to distance, health considerations, etc.
3. Find the highest indexing boar(s) from the sire you have chosen and phone the breeder to ascertain if they are available and physically sound, cost, etc.
4. Go examine the boar(s) yourself if you wish to make a final judgement to close the sale.

GILTS

1. Determine what breeds or crossbreeds will fit in best to your intended breeding program.
2. Limit your choices of farms due to distance, health status, etc.
3. Find the farm(s) with the best overall performance in the breed(s) you have identified and phone them as to availability, price, etc.
4. Visit the farm yourself to make final determination regarding soundness and suitability, etc.

The animals reported have not been evaluated for physical or breeding soundness and health status. These assessments must be made by the selector.

Prepared by: Lajos Hajdu
Senior Swine Technician
Alberta Agriculture, Pork Industry Branch
#204, 7000 - 113 Street
EDMONTON, Alberta
T6H 5T6
Phone: 427 - 5319

B O A R D S

BREEDER TELEPHONE	SIRE IDENTIFICATION	SIRE E.B.V.		SIRE'S		PIG IDENT.	BACKFAT	AGE	INDEX	
		FAT (MM)	AGE (DAYS)	EBV	% REP		90 KG (MM)	90 KG (DAYS)		
<u>YORKSHIRE</u>										
Woomsbury Farms Woomsbury 74-3307	12 month average					221 Pigs	(14.6)	(145)	100	
	WM 2608W					WM 1101X	14.8	158	75	
	" 2604W					" 1409X	16.8	138	92	
	"					" 1410X	16.7	126	115	
Five Lakes Farms Layrthorpe 86-2187	12 month average					226 Pigs	(12.8)	(16/)	100	
	ARHL 707U	-1.9	-4.3	150	61	JKAA 503X	14.5	199	33	
	JKAA 1602W					" 901X	12.4	188	72	
	ARHL 707U	-1.9	-4.3	150	61	" 1501X	13.5	170	74	
	"	"	"	"	"	" 1705X	10.9	173	111	
	"	"	"	"	"	" 1706X	13.0	185	70	
	RITR 97W					" 1802X	11.8	159	129	
	"					" 1806X	10.4	167	125	
	" 964T	+1.7	+0.7	67	93	" 2001X	11.4	178	98	
	"	"	"	"	"	" 2002X	12.9	176	85	
	"	"	"	"	"	" 2003X	11.6	176	108	
	"	"	"	"	"	" 2504X	12.5	168	101	
	ARHL 707U	-1.9	-4.3	150	61	JKAA 2603X	11.2	174	106	
	JKAA 1602W					" 2703X	11.9	165	112	
	"					" 2805X	14.1	160	83	
	RITR 964T	+1.7	+0.7	67	93	" 3701X	13.6	160	102	
	"	"	"	"	"	" 3706X	15.9	153	88	
	"	"	"	"	"	" 4003X	13.2	156	112	
Wynne Vista Farms Wynne 52-2998	12 month average					147 Pigs	(12.2)	(164)	100	
	ARRK 2186U(1)					GWYN 2101X	13.8	156	96	
	"					" 2102X	7.7	169	134	
	"					" 2103X	12.1	165	99	
	"					" 2105X	13.7	169	80	
	"					" 2106X	9.2	154	141	
	"					" 2108X	13.1	158	100	
	GWYN 6303U	-1.0	-2.3	127	64	" 2301X	12.4	155	111	
	"	"	"	"	"	" 2302X	13.0	156	104	
	AOGK 741T	-1.3	-1.8	132	92	" 3002X	11.3	155	121	
	GWYN 1701W					" 3602X	10.7	153	129	
	"					" 3604X	10.2	154	132	
	AOGK 741T	-1.3	-1.8	132	92	" 3702X	17.8	147	72	

BREEDER & TELEPHONE	SIRE IDENTIFICATION	SIRE E.B.V.		SIRE'S		PIG IDENT.	BACKFAT	AGE	INDEX
		FAT (MM)	AGE (DAYS)	EBV	% REP		90 KG (MM)	90 KG (DAYS)	
Maxchmeyer, Douglas Bruderheim 998-2845	12 month average					67 Pigs	(14.1)	(145)	100
	DOUG 271U					DOUG 54X	13.2	164	61
	"					" 65X	12.8	149	103
	"					" 67X	15.4	155	64
Milne, Bruce Ponoka 783-6695	12 month average					131 Pigs	(12.3)	(149)	100
	ARRK 2186U(1)					MILN 97X	10.6	154	111
	"					" 117X	11.0	147	121
	"					" 118X	9.1	148	144
	"					" 121X	10.2	150	125
	"					" 122X	11.8	150	105
	MILN 588S					" 125X	12.3	146	107
	"					" 128X	12.9	136	121
	ARRK 2186U(1)					" 156X	10.6	143	135
	"					" 157X	10.7	147	123
	"					" 158X	8.0	147	158
	"					" 159X	10.9	145	128
	"					" 166X	9.4	145	147
	"					" 167X	8.7	147	150
	"					" 168X	8.4	145	160
	MILN 856U					" 172X	12.9	144	102
	"					" 174X	10.6	139	143
Reiter Farms Ltd Iron Springs 737-4472	12 month average					200 Pigs	(12.5)	(143)	100
	RITR 664T	-0.7	-1.8	120	94	RITR 575X	11.9	157	76
	KKEF 440T	-1.4	+0.4	123	95	" 590X	10.1	159	89
	"	"	"	"	"	" 593X	11.3	149	99
	"	"	"	"	"	" 594X	11.6	142	110
	"	"	"	"	"	" 598X	14.6	142	81
	"	"	"	"	"	" 599X	10.3	152	102
	ARHL 795U	-1.2	-1.3	126	68	" 603X	10.7	156	89
	"	"	"	"	"	" 623X	11.6	146	101
	"	"	"	"	"	" 625X	11.0	153	93
	"	"	"	"	"	" 626X	11.1	158	81
	"	"	"	"	"	" 636X	12.3	151	85
	RITR 664T	-0.7	-1.8	120	94	" 642X	15.2	146	67
	ARHL 795U	-1.2	-1.3	126	68	" 737X	10.3	151	105
	JKAA19904U					" 787X	11.3	146	105
	RITR 664T	-0.7	-1.8	120	94	" 812X	16.5	139	69


BREEDER TELEPHONE	SIRE IDENTIFICATION	SIRE E.B.V.		SIRE'S		PIG IDENT.	BACKFAT	AGE	INDEX	
		FAT (MM)	AGE (DAYS)	EBV INDEX	% REP		90 KG (MM)	90 KG (DAYS)		
Curko, Daniel Newbrook 76-3315	12 month average					(not available)				
	GARY 315T	+1.3	-3.0	88	88	DANY 25X	15.3	150		
	"	"	"	"	"	" 26X	15.4	146		
	"	"	"	"	"	" 27X	15.5	153		
	"	"	"	"	"	" 30X	13.4	147		
	"	"	"	"	"	" 43X	15.4	142		
	"	"	"	"	"	" 44X	14.8	135		
	"	"	"	"	"	" 45X	13.8	153		
	"	"	"	"	"	" 46X	14.7	136		
Landenberg, Joe Ramrose 72-6177	12 month average					72 Pigs	(14.6)	(154)	100	
	ASCG 180T	+2.4	-4.8	75	84	ASCG 151X	16.4	140	100	
	"	"	"	"	"	" 155X	15.7	141	107	
	"	"	"	"	"	" 156X	16.0	148	93	
	"	"	"	"	"	" 157X	14.4	147	112	
	" 520U	"	"	"	"	" 160X	14.4	149	111	
	"	"	"	"	"	" 161X	14.6	140	121	
	"	"	"	"	"	" 162X	15.5	149	97	
	"	"	"	"	"	" 163X	15.0	145	110	
	"	"	"	"	"	" 167X	13.4	155	112	
	" 175U	-0.1	+1.2	97	59	" 180X	14.6	138	126	
	"	"	"	"	"	" 181X	13.1	144	132	
	"	"	"	"	"	" 182X	13.1	146	129	
	" 520U	"	"	"	"	" 205X	18.8	159	43	
	"	"	"	"	"	" 206X	17.4	157	63	
	"	"	"	"	"	" 208X	18.4	152	58	
<u>LANDRACE</u>										
Line, Bruce Bonoka 83-6695	12 month average					92 Pigs	(11.8)	(145)	100	
	MILN 122W					MILN 74X	12.4	150	83	
Peiter Farms Ltd. Iron Springs 88-4472	12 month average					27 Pigs	(12.9)	(144)	100	
	TONY 615U	-1.5	-2.1	83	88	RITR 662X	13.7	146	90	
	ARHL 173W					" 745X	10.7	141	125	
	"					" 747X	11.0	142	119	
	TONY 615U	+1.5	-2.1	83	88	" 764X	9.9	138	137	
	"	"	"	"	"	" 765X	10.5	142	124	
	ARHL 173W					" 797X	9.8	143	128	
	TONY 615U	+1.5	-2.1	83	88	" 805X	12.2	143	108	

BREEDER & TELEPHONE	SIRE IDENTIFICATION	SIRE E.B.V.		SIRE'S		PIG IDENT.	BACKFAT	AGE	INDE
		FAT (MM)	AGE (DAYS)	EBV INDEX	% REP		90 KG (MM)	90 KG (DAYS)	
<u>LACOMBE</u>									
Bloomsbury Farms 674-3307	12 month average					243 Pigs	(15.2)	(140)	100
	BL 2107W					BL 1508X	12.9	147	108
	"					" 1707X	14.0	141	109
	"					" 1708X	11.8	142	128
	"					" 1712X	17.1	134	92
	" 3006W					" 1902X	14.7	139	106
	"					" 1910X	16.7	135	94
	" 15611T	+1.4	-5.0	87	76	" 2005X	15.9	134	104
	"	"	"	"	"	" 2006X	17.8	128	97
	"	"	"	"	"	" 2007X	13.8	135	122
	"	"	"	"	"	" 2009X	16.2	135	99
	"	"	"	"	"	" 2010X	13.4	136	124
	" 2510W					" 2208X	17.9	121	109
Five Lakes Farms 786-2187	12 month average					97 Pigs	(12.5)	(165)	100
	KR 1303S	-1.6	-2.5	144	96	JA 1403X	10.7	181	102
	JA 5204U	+0.1	+2.8	89	78	" 2302X	13.2	161	97
	"	"	"	"	"	" 2304X	11.9	162	111
	" 7805U					" 3401X	13.8	160	91
	" 5204U	+0.1	+2.8	89	78	" 3801X	12.8	154	109
	"	"	"	"	"	" 3802X	12.5	156	111
	"	"	"	"	"	" 3803X	13.8	161	90
	"	"	"	"	"	" 4306X	13.8	154	98
Gwynne Vista Farms 352-2998	12 month average					75 Pigs	(12.5)	(162)	100
	KR 11806U					KR 1902X	15.0	178	50
	" 12001U					" 2001X	12.1	165	99
	"					" 2002X	15.3	146	100
	"					" 2003X	13.6	161	91
	"					" 2004X	13.0	173	77
	"					" 2005X	14.8	162	78
	JA 7805U					" 2505X	2.01	153	42
<u>HAMPSHIRE</u>									
Five Lakes Farms 786-2187	12 month average					129 Pigs	(12.6)	(177)	100
	VBSF 304U(1)					NP 1301X	11.0	187	107
	NP 5404W					JKAA 1902X	10.7	170	136
	JKAA 8103U	-0.1	+4.3	91	86	" 2104X	12.1	173	112

BREEDER & TELEPHONE	SIRE IDENTIFICATION	SIRE E.B.V.		SIRE'S		PIG IDENT.	BACKFAT	AGE	INDEX
		FAT (MM)	AGE (DAYS)	EBV INDEX	% REP		90 KG (MM)	90 KG (DAYS)	
Five Lakes Farms Cont'd	JKAA 8103U	-0.1	+4.3	91	86	JKAA 2201X	12.6	182	92
	NP 5404W					" 2401X	12.5	169	112
	"					" 2402X	13.8	176	84
	"					NP 3004X	12.6	159	125
	"					JKAA 3104X	13.8	164	101
	DINN 7U(1)					" 3202X	11.8	170	121
Feiter Farms Ltd. Iron Springs 38-4472	12 month average				(not available)				
	AHKP 580T	+0.4	+3.8	74	84	RITR 544X	11.0	169	
	"	"	"	"	"	" 546X	12.4	159	
	"	"	"	"	"	" 556X	11.0	152	
<u>DUROC</u>									
Wasmeyer, Gerald Ruderheim 98-2845	12 month average				69 Pigs		(13.4)	(151)	100
	HILL 292U					HILL 24X	13.5	169	66
	"					" 25X	13.1	157	94
	"					" 26X	12.8	164	84
	"					" 33X	14.3	165	65
	"					" 34X	14.5	155	82
	"					" 43X	13.3	155	94
	"					" 44X	13.8	162	77
Wilne, Bruce Tonoka 83-6695	12 month average				(not available)				
	ARBF 843U(1)					MILN 148X	11.4	151	
Feiter Farms Ltd. Iron Springs 38-4472	12 month average				28 Pigs		(12.3)	(146)	100
	SMBL 300W					RITR 532X	13.6	152	66
Wandenberg, Joe Amrose 72-6177	12 month average				24 Pigs		(14.3)	(154)	100
	ASCG 50W					ASCG 144X	12.8	155	109
	"					" 147X	14.1	150	107
	"					" 171X	11.6	161	110
	"					" 172X	13.9	162	90
	"					" 174X	13.4	162	94

BREEDER & TELEPHONE	SIRE IDENTIFICATION	SIRE E.B.V.		SIRE'S		PIG IDENT.	BACKFAT	AGE	INDEX
		FAT (MM)	AGE (DAYS)	EBV	% REP		90 KG (MM)	90 KG (DAYS)	
<u>CROSSBRED</u>									
Bloomsbury Farms Bloomsbury 674-3307	12 month average					55 Pigs	(14.7)	(142)	100
	BL15611T	+1.4	-5.0	87	76	8KJ 1406X	13.2	134	126
	"	"	"	"	"	" 1409X	16.6	133	101
	WM 1505W					" 1605X	15.9	147	80
	"					" 1608X	15.0	145	92
	BL 2303U	+0.3	-9.3	125	71	" 4308X	13.2	126	140
	"	"	"	"	"	" 4310X	12.9	128	138
Milne, Bruce Ponoka 783-6695	12 month average					(not available)			
	VBSF 304U(1)					8DM 593X	10.2	146	
Ranchview Test Barn Bentley 748-3802	12 month average					846 Pigs	(13.0)	(154)	100
	FGBE 508U(1)					8RF 653X	15.2	159	62
	8RF 3523T					" 693X	12.0	150	120
	RITR 1174U(1)	+0.3	-11.7	139	70	" 711X	13.3	165	73
	8RF 3271T					" 762X	12.5	159	97
	DINN 7U(1)					" 772X	13.3	154	96
	8RF 6516U					" 791X	12.0	146	129
	"					" 792X	13.6	142	115
	"					" 793X	12.1	150	119
	" 3271T					" 803X	11.5	156	115
	"					" 804X	14.5	151	87
	"					" 806X	13.7	159	81
	" 6654U					" 811X	13.4	154	95
	" 3523T					" 832X	13.6	142	115
	"					" 835X	14.8	152	81
	" 2165T					" 845X	15.7	144	84
	RITR 1174U(1)	+0.3	-11.7	139	70	" 853X	13.6	150	100
	NPD 8714T(1)	+0.2	+4.3	80	92	" 871X	13.4	151	101
	VBSF 304U(1)					" 903X	12.7	150	112
	8RF 6460U					" 922X	11.5	153	121
	" 6477U					" 932X	13.6	151	99
	" 3271T					" 944X	13.7	154	91
	" 3522T					" 971X	12.2	147	125
	"					" 972X	11.5	150	127
	"					" 974X	14.8	153	79
	" 6519U					" 984X	14.8	152	81
	" 6516U					" 1012X	14.1	146	100
	"					" 1013X	14.1	146	100
	" 2165T					" 1061X	14.8	144	95
	"					" 1063X	16.3	143	79

BREEDER & TELEPHONE	SIRE IDENTIFICATION	SIRE E.B.V.		SIRE'S		PIG IDENT.	BACKFAT	AGE	INDEX
		FAT (MM)	AGE (DAYS)	EBV INDEX	% REP		90 KG (MM)	90 KG (DAYS)	
Ranchview Barns B	12 month average					142 Pigs	(12.5)	(158)	100
Bentley 748-3802	8RF 2977U					8RF 87X	10.2	200	68
	" 7196U					" 669X	10.2	168	121
	" 1268W					" 837X	13.1	165	98
	RITR 1174U(1)	+0.3	-11.7	139	70	" 897X	10.8	158	131
	8RF29310U					" 968X	9.6	159	141
	NPD 8714T(1)					" 10910X	12.3	154	124
	8RF 1268W					" 1164X	12.1	148	134
	"					" 1165X	11.4	147	144
	"					" 1168X	13.1	148	125
	RITR 1174U(1)	+0.3	-11.7	139	70	" 11710X	11.7	148	138
	"	"	"	"	"	" 11712X	12.1	147	136
	8RF73413U					" 1199X	13.5	140	134
Heiter Farms Ltd.	12 month average					(not available)			
Iron Springs 38-4472	SMBL 300W					8CB 521X	13.0	152	
	"					" 522X	10.8	153	
	"					" 523X	12.9	149	
	"					" 611X	12.9	149	
	"					" 612X	10.9	148	
	AHKP 580T	+0.4	+3.8	74	84	" 671X	12.9	133	
	SMBL 300W					" 692X	11.4	154	
	"					" 693X	11.1	152	
	"					" 694X	13.8	155	



G I L T S

BREEDER ADDRESS & TELEPHONE	12 MONTH AVERAGE			THIS PROBE PERIOD		
	# PROBED	BACKFAT (MM)	AGE (DAYS)	# PROBED	AVG. BACKFAT	AVG. AGE
<u>YORKSHIRE</u>						
Bloomsbury Farms Bloomsbury 674-3307	148	16.3	148	2	16.2	147
Five Lakes Farms Mayerthorpe 786-2187	286	13.6	174	16	12.8	181
Gwynne Vista Farms Gwynne 352-2998	223	13.7	165	9	14.7	173
Maschmeyer, Douglas Bruderheim 998-2845	63	14.9	149	7	15.3	158
Milne, Bruce Ponoka 783-6695	154	13.1	150	10	11.1	144
Reiter Farms Ltd. Iron Springs 738-4472	309	13.3	155	17	13.0	158
Turko, Daniel Newbrook 576-3315	44	16.4	155	10	15.0	153
<u>LANDRACE</u>						
Milne, Bruce Ponoka 783-6695	94	12.4	151	2	12.3	155
Reiter Farms Ltd Iron Springs 738-4472	36	14.1	154	1	14.5	151

BREEDER ADDRESS & TELEPHONE	12 MONTH AVERAGE			THIS PROBE PERIOD	
	# PROBED	BACKFAT (MM)	AGE (DAYS)	# PROBED	AVG. BACKFAT
<u>LACOMBE</u>					
Bloomsbury Farms Ltd Bloomsbury 674-3307	235	16.1	142	14	15.0
Five Lakes Farms Mayerthorpe 786-2187	118	13.5	172	7	13.6
Gwynne Vista Farms Gwynne 352-2998	130	13.9	167	14	15.7
<u>HAMPSHIRE</u>					
Bloomsbury Farms Ltd Bloomsbury 674-3307	111	13.5	153	1	15.6
Five Lakes Farms Mayerthorpe 786-4373	102	13.1	180	4	11.6
Reiter Farms Ltd Iron Springs 738-4472	24	13.4	159	5	13.6
<u>DUROC</u>					
Maschmeyer, Gerald Bruderheim 998-2845	61	14.5	153	4	12.8
Milne, Bruce Ponoka 783-6695	(not available)			5	12.6
Reiter Farms Ltd. Iron Springs 738-4472	22	14.8	155	1	12.9
Vandenberg, Joe Camrose 672-6177	(not available)			6	15.1

BREEDER ADDRESS & TELEPHONE	12 MONTH AVERAGE			THIS PROBE PERIOD		
	# PROBED	BACKFAT (MM)	AGE (DAYS)	# PROBED	AVG. BACKFAT	AVG. AGE
<u>CROSSBRED</u>						
Bloomsbury Farms Bloomsbury 674-3307	104	16.0	142	26	15.2	134
Gwynne Vista Farms Gwynne 352-2998	177	13.8	164	25	13.3	159
Milne, Bruce Ponoka 783-6695	155	13.3	147	19	11.8	149
Olds College Olds 556-8327	513	15.6	157	32	15.9	156
Ranchview Test Barn Bentley 748-3802	558	13.6	170	12	13.9	152
Ranchview Farms B Bentley 748-3802	580	13.7	160	37	13.1	160

