

HOME TREATMENT
FOR
HORSES AND CATTLE



Dr. A.C. Daniels 14

BY
DR. A.C. DANIELS, BOSTON

MASS., U.S.A.

To all lovers of the Horse, the most valuable and useful
as well as most abused of animals,
this book is dedicated.

Home Treatment for Horses and Cattle

TRADE MARK

DR. A. C. DANIELS'

WARRANTED

Veterinary Medicines

AND HOW TO USE THEM



The Causes, Symptoms and Treatment
of the Diseases for which They are Used



COPYRIGHT, 1907, BY A. C. DANIELS (INC.)
ALL RIGHTS RESERVED

Every Package is Warranted to Please the User, or
Money Refunded Without Argument

DR. A. C. DANIELS (Inc.)

The Largest Manufacturers of Veterinary Medicines, for Home Treat-
ment of Dumb Animals, in the World

172 and 174 Milk and 87 Central Sts., Boston, Mass.



Dr. A. C. Daniels

CAUTION

For nearly a quarter of a century Dr. Daniels' Veterinary Medicines have been the favorite handy Home Remedies for doctoring Horses, Dogs, Cattle, Sheep, Swine, Cats, etc., etc.

These specific remedies are prepared from the choicest drugs in the world, in our own laboratory and under our personal supervision, with the greatest care, regardless of the expense, and they are as near perfection as can be made. These medicines are not "Patent Medicines," each and every one is founded upon well established Veterinary formulas. As a consequence, we are enabled

to warrant any package of Dr. Daniels' Remedies to be all that is claimed for it or *refund the money*. *Just follow directions*. These satisfactory conditions, existing so long, have built for Dr. A. C. Daniels' Remedies, a world-wide, popular reputation. For the protection of the public against inferior substitutes and imitations, we herewith present a small portrait of Dr. Daniels, which, with his signature, appears on every package. Name blown in every bottle. None genuine without.

Local Agents wanted in every town.

For the convenience of the trade we have established Distributing Agents, as follows:

C. F. GOODNOW,	-	-	145 North Sixth St., Philadelphia, Pa.
GLOUSTER STABLE SUPPLY CO.,	-	-	618 West Fifth St., Cincinnati, Ohio.
GEO. O. WELLMAN, JR.,	-	-	1733 Wabash Ave., Chicago, Ill.
HARRY A. SHORT,	-	-	166 Second St., Louisville, Ky.
H. P. BABSON,	-	-	Cor. Page and Pine Sts., Providence, R. I.
A. T. ROCHE & CO.,	-	-	2134 Market St., San Francisco, Cal.
H. H. REYKJALIN,	-	-	Mountain, N. D.
W. S. BRUCE & CO.,	-	-	Memphis, Tenn.
NATIONAL DRUG & CHEMICAL CO.,	-	-	Halifax, N. S.
NATIONAL DRUG & CHEMICAL CO.,	-	-	St. John, N. B.
J. MORGAN RICHARDS & SONS, LTD.,	-	-	London, Eng.
L. J. LE CLAUS,	-	-	Ventersburg, South Africa.
W. A. HAYLOCK,	-	-	Belize, British Honduras.
THOS. REED,	-	-	41 Youville Sq., Montreal, Can.


FOR GOODS OR INFORMATION WRITE TO THE ADDRESS NEAREST YOU.

DR. A. C. DANIELS, Inc.,

172 & 174 Milk and 87 Central Streets,

BOSTON, MASS., U. S. A.

FINANCIAL REFERENCES: Dun or Bradstreet's Mercantile Agency; National Security Bank, State Street Trust Co., Boston, Mass.



DR. A.C. DANIELS'
HORSE MEDICINES



DR. A.C. DANIELS'
MEDICINES
For HORSES AND
HORSE AND DOG
AND DOG MEDICINES CATTLE

DR. A.C. DANIELS
FURNISHES THE FOLLOWING:

Carbo-Negus

KILLS GERMS AND BACTERIA **CLEANS PURIFIES AND DISINFECTS**

VETERINARY MEDICINES

CONDITION AND WORM POWDERS **TRICK AND STABLE LINIMENT**

HOME TREATMENT FOR HORSES & CATTLE

Daniel's LINIMENT FOR RHEUMATISM **Daniel's LINIMENT FOR PAIN**

DR. A.C. DANIELS, INC.

172
DR. A.C. DANIELS, INC.

CARBO-NEGUS

COUGH DROPS

OSTER-COCCUS

DR. A.C. DANIELS, INC.

CARBO-NEGUS


COUGH DROPS

OSTER-COCCUS

DR. A.C. DANIELS, INC.

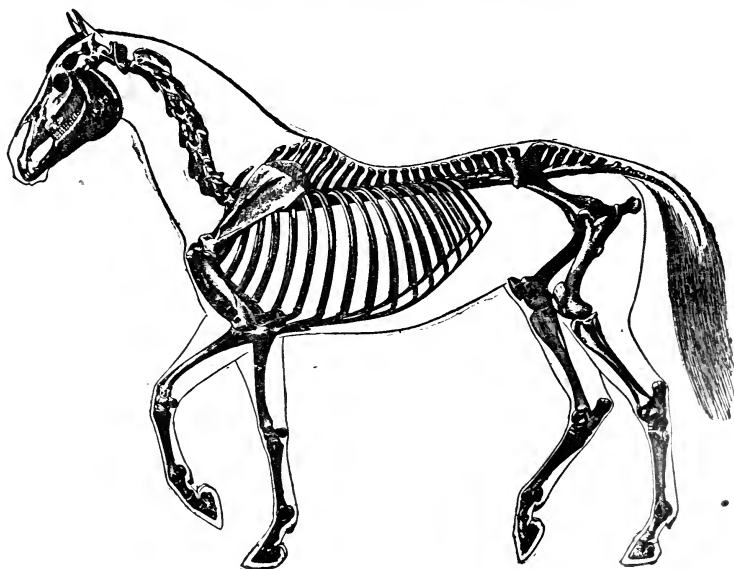
A BAD CASE !

Owner first neglected and then substituted the "just as good" kind



But Would Not Look Like This Had the Owner Used
Dr. Daniels' Remedies When He Should

Showing Bones and Joints and Points of Lameness which
Dr. Daniels' Remedies Will Relieve





DR. A. C. DANIELS' MEDICINES



FARMERS, BREEDERS, HORSE OWNERS AND STABLEMEN

These Medicines will be found Invaluable to You

They are safe, sure and reliable. They are always ready for use. They will keep in perfect order for years. In cases of sudden sickness or accident, they are invaluable. You doctor your own horse, saving money, time, suffering and the life of your animal. Every stable should have a good assortment of Dr. Daniels' Medicines. If you have these remedies handy to use, you will get *the habit* of promptly caring for your horses and stock. If your horse is taken with the Colic, 10 to 25 cents' worth of Daniels' Colic Cure will cure him within an hour. You don't have to send miles for a veterinary surgeon or let your horse die while you wait for one. Your remedy is at your side; you can administer it yourself. You don't have to worry, the *horse gets well sure*, before your veterinary can be got. You have saved money, time and suffering of your horse. *Keep it always on hand.* One package will cure 5 to 10 cases. Can be sent by mail. Price, \$1.00.

My Great Distemper Cure, and Cough, Cold and Fever Drops will cure chills in your horse or any other stock in from 30 to 60 minutes at a cost of 10 cents or less, thus preventing Fever, Pneumonia, etc. Will cure Distemper quickly and safely; *will cure milk fever in cows; the shipper's friend; acclimates and prevents colds and coughs.* Price, 50c. and \$1.00.

Barbed Wire Cuts, Calks and Treads.—If a horse or cow is cut on barbed wire or wounded in any way, Daniels' Wonder Worker Lotion, or healing liniment, will stop the bleeding at once, prevent all swelling and inflammation and will heal quickly.

For Burns, scalds, galls and sores of any kind it has no equal. For Piles it is the best remedy known. Cures cases of 25 years' standing. Price, 50c.

Dr. Daniels' Renovator Powders are the thing to use if your horse is out of condition, has Rough Coat, Pimples or Skin Disease, Old Cough, Asthma Heaves, or drives dull and logy. One package will make him show great improvement, they act immediately on the Kidneys and Urinary Organs, put the coat in fine condition, and many times put twenty-five to fifty pounds of flesh on him; in a month makes him feel as fine as silk. The best Heave remedy on earth. Cures Garget in cows and Hog Cholera in hogs. Can be sent by mail. Price, 50c.

My Absorbent Blister will remove those little blemishes that are an eyesore to you. Easy to apply, never leaves a scar or brings out white hair, but does *take away the bunch.* Can be sent by mail. Price, 50c. and \$1.00.

If Your Stock shows signs of worms, give Daniels' Worm Killer and note results. Sure to drive out the worms. Can be mailed. Price, 50c.

If Your Horse goes sore forward, or rests his feet when standing, Daniels' Hoof Grower should be used at once; will help him; its general use would prevent at least one-half of all the lameness in horses. Will grow a new hoof in three to four months. Cures Dry, Shelly and Brittle hoofs and contraction. Can be sent by mail. Price, 50c.



DR. A. C. DANIELS' MEDICINES

Dr. Daniels' Liniment (Oster-Cocus Oil) for Bone, Nerve, and Muscle Lameness, the greatest all-round remedy of them all, should be in every household and stable. It blots out Pain, kills Aches. Removes all kinds of bunches and lameness. Cures Shoe Boils. 25-cent size sent by mail. **Price, 25c. 50c.**

"Gall-Cura."—You can cure that Harness or Saddle Gall in a few days, and keep the horse at work all the time, or let him rest; it makes no difference. It contains no poison. Beats the world for scratches. No risk, safe and warranted. Can be sent by mail. **Price, 25c. and 50c.**

"Carbo-Negus" (the best disinfectant in the world).—Cleanses all Sores, Cuts, Wounds, Galls, etc. Prevents the spread of Pleuro-Pneumonia, Tuberculosis, Hog Cholera, and all contagious diseases; purifies, disinfects and destroys Germs and Microbes. Kills fleas on dogs or cats, lice on hens. For universal use in House, Stable or Kennel. Kills Foul Odors. Cures Mange on horse or dog, heals sores. 25-cent size can be mailed. **Price, 25c. 50c.**

My Liniment Powder and Original Equine Bath is the result of years of study and experience; it will do more to relieve the horse from suffering than anything known to veterinary practice. It is wonderful for wash after fast track work. Will remove soreness, lameness and stiffness when nothing else will; used with my Oster-Cocus and Blister, will relieve and cure many cases impossible by any other treatment. Can be mailed. **Price, 50c.**

Dr. Daniels' Perfection Hoof Dressing and Food is the only harmless thing of the kind on the market. Prevents and cures all hoof troubles and *keeps the hoof polished* as you like to see them; 50c. and 75c.; not available.

Dr. Daniels' Physic Ball is simply perfect. Keeps in any climate. For use in all diseases of the blood, worms, constipation, indigestion, etc., always effective; is safe, sure and always satisfactory. Sent by mail. **Price, 25c.**

Dr. Daniels' Triple Extract of Witch Hazel for Stable and Family use is unequalled for strength and medicinal qualities. It is prepared in an entirely new and novel manner, and for veterinary or family use is superior to any Witch Hazel on the market. Can be largely reduced and still show greater strength than any other Extract of Witch Hazel. **Price, 25c. and 50c.**

Dr. Daniels' Animal Eye Wash is just the thing the horseman has been waiting for,—something to treat weak and inflamed eyes of any animal. Sure to give satisfaction. **Price, 50c.**

COMPLETE LINE OF DOG MEDICINES ALL MAILABLE.

There is no DOPE or POISON in Dr. Daniels' medicines to deceive you; when your horse shows signs of recovery, it is because nature and Dr. Daniels' medicines work in harmony. If you use the right things at the right time, nature will reward you. NEVER take a substitute for DR. DANIELS', and run the risk you have to take. DANIELS' MEDICINES are more widely and favorably known than any other veterinary medicines in the world.

Daniels' Medicines are sold throughout the world by up-to-date dealers in medicines.

Mules should be treated just the same as the horse, either for lameness or ills. Daniels' Remedies work equally on either.

DR. A. C. DANIELS

WORLD FAMOUS

COLIC CURE



For the positive cure of Horse Colic and for use in the treatment of Bowel Troubles, Azoturia, Stiffs, Paralysis of Hind Quarters, Black Water, Stoppage, Muco Enteritis, Inflammation of Bowels, Bladder Inflammation, Bloody Flux, Strangury, Arsenical Poisoning, Indigestion, Apoplexy, Scouring in Calves, Etc., Etc.

NEVER FAILS TO GIVE SATISFACTION

Since placing my Colic Cure on the market, many years ago, in a manner originated and adopted by myself, *two bottles in a case, numbered 1 and 2*, nearly all of the venders of so-called veterinary medicines and many unscrupulous imitators have put up various concoctions, *two bottles in a case, numbering them 1 and 2, making them appear as much like Daniels' as they dare*, giving them some such catch name as "Quick Cure," "Sure Cure," "Certain Cure," "Speedy Cure," *intending to deceive the public by their close resemblance to Dr. Daniels' Colic Cure. Remember each and every one of them are fraudulent imitators.* Many of the so-called No. 1 and 2 are actually dangerous to life, while others leave behind a lingering weakness, which subjects the animal to repeated attacks of this dangerous disease which soon becomes chronic in their effect, later resulting in the loss of a valuable horse.

Remember that colic is regarded by veterinarians as by far the most dangerous of the non-contagious diseases that the horse is heir to; in fact the mortality from this cause alone is probably greater than from all other non-contagious diseases combined. It is known among stockmen and veterinarians, in different parts of the world, by many and various names; such as bellyache, inflammation, wind, bots, bloat, stoppage of water, spasms, etc. The veterinarian recognizes but two kinds: the spasmodic and flatulent.

Statistics of live stock insurance companies, show that where one horse is burned to death by fire, **twenty-seven die from colic.** How inconsistent and unbusinesslike it is to insure your stock against fire, at great expense, and not prepare to ward off and cure this monster, which is **twenty-seven times more fatal**, to say nothing of the slight attacks which are of everyday occurrence, when it can be done at such a trifling cost.

Horse Colic.—Every horse owner dreads that most dangerous disease, *colic*, in the horse.

I offer a remedy at once certain to cure, and harmless in its effects; cheaper, quicker, safer and more convenient to administer, than any other similar remedy on earth.

So firmly convinced am I of the value of my Colic Cure in treating Colic, I warrant every package.



DR. A. C. DANIELS' MEDICINES



My Warrant.—Five to ten cents' worth of my Colic Cure will, in from ten to fifty minutes, cure any case of horse colic, either *spasmodic* or *flatulent*, or I will refund your money. Daniels' Colic Cure is put up two bottles in a case, numbered 1 and 2, with doser, which takes up just a dose (30 drops), which should be instantly placed on the tongue, well back in the mouth. It is worth one hundred dollars a package, as it never fails; and one package cures eight to twelve cases; and is so simple that a woman or child can give it to a horse. It is perfectly safe, and never makes the horse sick and will never fail to effect a cure if directions are followed. Money refunded if not satisfied. Be sure none is left in the doser; give the full dose.

In order to protect my customers and the public from imitators, on Jan. 1, 1906, I adopted for my Colic Cure, a new style patented cardboard box or case, with a folding hinge top, the entire front of the case being covered with a colored lithograph label which seals the box. This box is patented and imitators will be prosecuted to the extent of the law.

Horse Colic is Caused by a great variety of conditions. The most common being indigestion, change of feed or water, drinking cold water on an empty stomach when tired or exhausted, constipation, ulcers, worms, exposure, neglect, etc. Many cases are brought on by the horse taking a sudden chill by standing in a draft when heated; also by over feeding, which causes an unusual amount of gas to accumulate; neglect of the usual evacuation, such as going a long time without urinating. All of the above, as well

as many other causes, or a combination of them, will bring on colic.

Prevalent in cold weather from neglect and exposure.


Symptoms of Spasmodic Colic.—Comes on suddenly; abdominal pains; distended bowels relieved by pressure; pulse nearly natural; legs and ears generally warm; never preceded and seldom followed by fever; small quantities of urine at intervals; looks at flanks; paws the floor; kicks at belly; lies down, rolls, lies still, is easier, gets up at the termination of each paroxysm; the difficulty to urinate is NOT.



Indications of Spasmodic Colic

ysm, which usually follows in quick succession; the difficulty to urinate is NOT.

Treatment of Spasmodic Colic.—Give at once 30 drops of Dr. Daniels' No. 1 Colic Cure (syringe full is a dose) as far back on the tongue as possible, in ten minutes give the same size dose of No. 2 Colic Cure, then continue giving the doses, first one and then the other, about ten minutes apart; in severe cases, or if you have delayed treatment, or could not obtain my Colic Cure at the beginning, you can give two doses



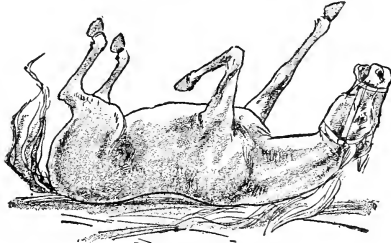
Spasmodic Colic



DR. A.C. DANIELS' MEDICINES




each of the drops, afterwards giving 30 drop doses once in five to ten minutes. Usually four to eight doses will cure a bad case of colic. (*Be sure and give the full doses of No. 1 and No. 2 as directed, well back in the mouth at the root of the tongue.*) Keep everything quiet as possible and don't get excited.




Last Stage of Spasmodic Colic
the work, it never fails, if given in any reasonable time.

Flatulent Colic, Symptoms of.— Comes on slowly; horse appears dull, paws slightly; belly enlarged, with drum-like sound when hit with the hand; pains continuous; legs tremble; respiration like sighing; perspires profusely; breathes with difficulty; may or may not lie down; staggers from side to side.



Indications of Flatulent Colic



Flatulent Colic

Flatulent Colic. Treatment.—I still continue my simple method in treating colic. But as Flatulent or wind colic is more fatal than spasmodic, prompt and energetic treatment is necessary. Give at once 30 drop doses of Daniels' Colic Cure No. 1. In five minutes give same dose of No. 2 Colic Cure, repeating every ten minutes, first one and then the other, *well back in the mouth at the root of the tongue* until relieved. Give at first symptom one of Dr.

Daniels' handy and ever ready Physic Balls. In extreme cases, if possible to do so, wring out blankets in solution of hot Liniment Powder (Daniels') or even hot water, and bind about the bowels, covering with a dry blanket to keep hot. Renew every ten minutes; this is often of assistance in relieving pain. Give injections of lukewarm soapy water every half hour. Apply freely Daniels' Liniment (Oster-Cocus) to the loins. When after a drive, or from unknown reasons your horse is suddenly taken sick (perhaps from




cold, water, exposure, change of feed, etc.), looks at his sides, appears to desire to lie down, take his ears in your hands, if *they are warm and pulse is natural* look out for *Colic*.

After Flatulent Colic is cured give three or four doses (30 drops each) of Daniels' Cough, Cold and Fever Drops, and feed a bran mash frequently for two weeks, always adding one of my Renovator Powders. To prevent Colic give clean food, and give one of my Renovator Powders once or twice a day for a week at a time each month; this will prevent Colic and indigestion, put on flesh and make the coat fine and glossy.

My Colic Cure has cured thousands of cases of Colic after they had been given up by good Veterinarians, or other so-called cures had proven their worthlessness. While there's life there's hope, even if the eyes are filmed, his upper lip turned up, his pulse cannot be felt, and you can prick him with a pin without his moving, "even when they say he's dead" don't despair. If you give my Colic Cure even then, even when as near *death* as that he may recover. *Hundreds have. In such cases always double the doses.*

Symptoms of Impaction of the Larger Intestines.—Often mistaken for colic; slight pains in the abdomen, coming on at intervals of eight to twelve hours, even twenty-four. Abdomen full, but not distended with gas; lies down, flat and on his side, head and legs extended; frequently raises his head and looks sometimes fifteen minutes; rises at intervals; backs up against the stall; presses his tail hard against partition; pulse at first sluggish; later rapid and feeble. These symptoms continue sometimes for two or three weeks at intervals and should be looked after at once.



Impaction


Treatment for Impaction of Intestines.—Give at once one of Daniels' Handy Physic Balls; if not enough action in 24 hours give another one. Give also at once 60 drops of Daniels' Colic Cure No. 1 as far back in the mouth as possible, in ten minutes give 60 drops of No. 2 Colic Cure, then 30 drop doses first No. 1 and then No. 2 every 10 to 20 minutes from two to four hours. Give copious enemas every hour, first of lukewarm, soapy water, then of salt and warm water. Rub and knead the abdomen, apply blankets wet with hot liniment powder to the bowels, covering with dry ones to keep hot, repeat every ten minutes, when taken off rub dry and rub in (not too hard) a little Oster-Cocus Liniment to the abdomen and loins. Give gentle walking exercise; with good care and treatment you can save your horse, otherwise inflammation will ensue. Be sure to feed bran mashes and soft food, twice daily for a week or two, adding one of my Renovator Powders to the feed. If you feed my Renovator Powder once or twice a day for one week in each month, your horse will not be likely to have impaction, he will take on flesh and look and feel fine. Bear in mind I don't guarantee my Colic Cure to cure Impaction of intestines, but the treatment herein given is the safest you can follow.



Inflammation of Bowels

100 to 105, blood-shot eyes, abdomen hot and tender, lies down carefully, rolls on his back, urine highly colored and scanty; has inclination to sit on his haunches like a pig; this latter is a sure indication of this disease and treatment should be begun in earnest.

Treatment for Inflammation of the Bowels, Peritonitis, etc.—Give sixty drops of No. 1 Colic, in ten minutes give sixty drops of No. 2; give thirty drops alternately of 1 and 2 every ten minutes until six doses are given; to reduce the fever, give three doses (thirty drops each) of my Fever Drops, thirty minutes apart or until fever is allayed. Apply to loins and bowels, blankets kept hot in solution Liniment Powder. Rub legs and loins lightly with Oster-Cocus Liniment. If the horse will not eat, mix a Renovator Powder in molasses, and spread on his tongue; if he will eat, give warm bran mash with one of my Renovator Powders. Keep the horse quiet and do not give physic, or injections, or solid food. I have seen many desperate cases saved by persistent labor in this direction. *I do not warrant to cure this trouble*, but I think this the best treatment.



Indicates Inflammation of Bowels

Entangling of Intestines proves fatal; *there is no cure*. Cause, empty bowels, with fast or hard driving; mistaken for Colic. The symptoms cause many to think this trouble is Colic, for which it is often mistaken.

Acute Indigestion (Impaction of Stomach).—Caused by excessive quantities or a changed food. Colicky pains are the symptoms.

Treatment.—Unload the Stomach, give Daniels' Physic Ball; enemas of warm, soapy water are also of assistance. If the animal will drink add a little salt to the water, give 30-drop doses of my Colic Cure, first No. 1 and then No. 2, at intervals of 10 to 20 minutes. If the brain seems affected give a few doses of my Fever Drops (30 drops each) at intervals of half an hour. Apply cold cloths or ice to the head. Blanket and keep warm, rub on the legs and loins my Oster-Cocus Liniment.


Returning to feed, give warm bran mash, adding one of my Renovator Powders; these may be continued for two or three days, twice a day. My



Renovator Powders once or twice a day in the feed for a couple of weeks will prevent recurrence of the attack.

Symptoms of Muco-Enteritis-Apoplexy of the large bowel; quite common and often *mistaken for colic*. When this disease is not instantly treated, a horse rarely lives more than twelve hours. The symptoms are very much like colic; severe and persistent pains; labored respiration; pulse rapid and weak; perspires profusely; mucous membrane pale in color; *a peculiar anxious expression which alone is enough to tell us the trouble*. Nearing the end the horse breathes very hard and with heavy sighs, staggers and falls about, dying in delirium.

Muco-Enteritis Treatment is usually of little avail, as the disease has made great progress before being discovered. Make copious hot applications of Daniels' Liniment Powder to the abdomen; apply frequently and keep hot with blankets or cloths. Apply Daniels' Oster-Cocus Liniment lightly to the legs and loins to stimulate circulation, and give Colic Cure as in ordinary Enteritis until relieved; follow with four doses Fever Drops at intervals of thirty minutes to reduce fever; when resuming feed, give Renovator Powders twice daily for a week or more.




Azoturia, Paralysis of the Hind Quarters, Stiffs.

—This common disease is less understood by the farmer and general horse owner than any of the dangerous diseases, and is caused mainly by over or heavy feeding, without the regular work or exercise. It always attacks horses that are in good condition. The seat of the trouble is in the group of muscles of the hip, loin and side. The horse starts out in

fine spirits, but soon and suddenly slows up, sweats profusely, becomes lame in one or both legs. The symptoms are often the knuckling of the hind fetlock joint, or rigidity of the muscles of the hip, from stifles to hip bone. Evidence of indigestion, membrane of eye and nose dusty brown color. Frequently passes gas and manure which has an offensive odor. Urine color of strong coffee or even blood color. When *this most characteristic symptom* is observed there is no question as to the nature of the disease and that it is not **spinal meningitis** as it is so often called. Temperature is from 102 to 104.

Treatment for Azoturia.—Give one of Daniels' Physic Balls as soon as possible; if much fever give 30 drop doses of my Cough, Cold and Fever Drops at intervals of fifteen minutes to reduce fever, and give thirty drops of Daniels' Colic Cure No. 1 every fifteen minutes for two or three hours, and then once in thirty minutes until relieved; but reduce the dose when he shows signs of improvement. Apply blankets wet in hot Liniment Powder (or even hot water), folding them over the back, loins and hips to the stifle joint; keep them hot. After removing them, apply Oster-Cocus Liniment to the affected parts. Keep soft bedding under him and

change his position, turning him over every six hours at least. When feeding give warm bran mashes, adding one of Daniels' Renovator Powders thereto. Avoid noise; keep him as easy and comfortable as you can in every way. Give injections of soap and warm water.



Diseases of Urinary Organ

Bloody Flux, Inflammation of Rectal Intestines, Dysentery.

Treatment.—Mix 3 oz. castor oil, 1 pint linseed oil and 2 oz. laudanum and give as a dose; 30-drop doses of Daniels' No. 1 Colic Cure every ten minutes until six or eight doses are given, or a change is noted, then give same size dose once an hour from six to eight hours; mix one of Daniels' Renovator Powders with molasses into a ball and give immediately after the first doses of No. 1 Colic Cure. After first hour give clysters of warm water at intervals until a change is noted; a

sponge kept wet in warm water and applied to the rectum will give relief. After giving Colic Cure, take four ounces of cod liver oil, mix in warm water with four eggs and give as a drench. For feed give bran and wheat flour, equal parts, mixing one of Daniels' Renovator Powders as a mash, good clean hay (no grain for two days, or until excretions are normal).

Stay up Medicine, for Track Work.—Give twice between heats, at intervals of 10 minutes, 20 drops of Daniels' No. 1 Colic Cure. If much exhausted after heat give two doses, 30 drops each, of my Fever Drops at intervals of 15 minutes.

When on the circuit or in racing company, if you will give your horse one of my Renovator Powders each morning and night, in the feed, you will find them to work wonders upon their nerves, spirits, and endurance.

If sore forward and tend to quitting see page 41.

Diarrhoea.—Causes are many. Naturally some horses are liable to wash from the simplest cause; drinking cold water, or excessive drinking of water, change of feed from dry to new or green, nervous excitement, irritating food, poor judgment in giving, purgative medicines, worms, pin-worms in lower bowels, etc.

Treatment.—Use care in feeding. Give dry feed, well seasoned; feed perfectly clean good hay, give water thrice a day only, early in the morning half hour before feeding, and at night, adding a little powdered chalk to the water; give three doses of No. 1 Colic Cure (30-drop doses) 20 minutes apart, night and morning. Give one of Daniels' Renovator Powders twice daily in feed; don't work for a few days. If worms are the cause, treat for them. Well-boiled browned flour gruel two or three times daily is also good.

Scours, Washy Horse.—Remove all the causes whether worms, food, water or medicines. Give thirty drops of Daniels' Colic Cure No. 1, once



DR. A. C. DANIEL'S MEDICINES



in thirty minutes. Usually two or three doses will check it, after which give for five or six days, morning and night, one dose of Daniels' Renovator Powders in feed as a tonic. Restrict drinking, inject warm water. A little browned wheat flour with warm water is also beneficial as a drink; never water after feeding or on a drive; always feed hay before grain when troubled with Scours.

Stoppage of Water and Black Water.—Give as soon as possible thirty drops of Daniels' Colic Cure No. 1; wait ten minutes then thirty drops of Daniels' No. 2 Colic Cure; repeat these doses every ten minutes for two hours. Give one of my Renovator Powders mixed with molasses every thirty minutes for two hours. Bathe and steam the loins and abdomen, with hot Liniment Powder, wringing out hot cloths and binding on with a blanket. If these do not relieve in an hour or two, rub in well over the loins Daniels' Oster-Cocus Oil; the water should be drawn with a catheter. When recovering, Daniels' Horse Renovator is very beneficial as a tonic, to be given in the food once or twice daily for two weeks.

Strangury.—Frequent desire to pass urine, in which are small quantities of blood, indications of fever with pain.


Treatment.—Give thirty drops of No. 1 Colic Cure every twenty minutes for three hours, and give a few doses of Daniels' Fever Drops at intervals of one hour, for three or four hours, plenty of cold water to drink; flaxseed tea is of assistance. Lay over the kidneys and back, a blanket wet in hot Liniment Powder, keeping it hot, cover with a dry one to keep the heat in so as to give a good steaming; then rub in over the loins my Oster-Cocus Liniment. My Renovator Powders twice daily in the feed is of great benefit—a tonic to the kidneys and urinary organs.

Arsenical Poisoning.— Give thirty drops of Colic Cure No. 1 every half hour for six hours. Copious quantities of linseed mucilage as gruel. Bran mashes freely, with Daniels' Renovator Powders at least twice a day for tonic and strength.

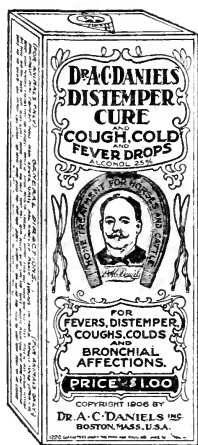
Bladder Inflammation. Symptoms.— Colicky pains with repeated efforts to urinate, with straining and groaning.

Treatment.—If the urine has been retarded, it should be drawn with a catheter, and the bladder washed out; solution, 1 dram Borax in quart of warm water. Repeat twice daily until urine no longer decomposes. Give bran

mashes with Daniels' Renovator Powders. Drinks of linseed tea and slippery elm; inject into rectum same agents. Give thirty drops of No. 1 Colic Cure every half hour until six doses are given. Steam the loins with hot Liniment Powder, followed by light applications of Oster-Cocus; alternate these two and a little Oster-Cocus may be applied lightly, on the back part of the abdomen, or between the thighs, from abdomen downward; give Renovator Powders for a week or two after recovery.



Effects of Poison



DR. A. C. DANIELS

CELEBRATED
DISTEMPER CURE
 AND COUGH, COLD
 AND FEVER DROPS.

INSURE YOUR HORSE

AGAINST LOSS FROM DISTEMPER AND
 ALL LUNG TROUBLES

Dr. A. C. Daniels' Cough, Cold, Fever Drops and Distemper Cure.—I offer this medicine as being far superior to anything heretofore known as a specific for *colds, coughs, chills, epizootic, distemper, pink-eye, sunstroke, pneumonia, lung fever, throat troubles, meningitis, etc.*

FOR SHIPPERS IT IS WORTH ITS WEIGHT IN GOLD.
 FOR ACCLIMATING HORSES IT HAS NO EQUAL.
 IT IS A PERFECT CURE FOR MILK FEVER IN COWS AND HOG
 CHOLERA IN SWINE.

It works quicker and better than any so-called cure in the world. Cures and leaves no aftermath, no weakness, no swollen limbs, no blindness or other weakness.

Is in constant use by hundreds of the most successful practitioners of the two continents. Although introduced into the United States in 1877, it is fast superseding all other remedies, and is to-day used in more than 100,000 of the principal stables from Maine to California. It is used by all the great mining and lumber companies, all the show people like Barnum & Bailey, Ringling Bros., Buffalo Bill, Pawnee Bill, Four-Paw, Sawtelle, by Ketcham, Reed and the big drivers, by stock farms and stock owners all over the world.

Over a quarter of a century of unrivalled success has placed Dr. Daniels' Cough, Cold, Fever Drops and Distemper Cure on the pinnacle of fame, and to-day the best professional people and critics of the world use them in practice, and say they have more confidence of success in treating these diseases with Daniels' Distemper Cure than any other remedy known to science. They ought to be good enough for you.

Coughs, Colds, Distemper, Epizootic, Pinkeye, Influenza.—These troublesome and dangerous ills are caused by atmospheric changes, as it usually occurs in spring and fall when animals are shedding their hair. It is doubtless many times brought on by ill-ventilated, ill-smelling and damp stables, or

great or sudden changes of the weather. It is more or less contagious; especially in stables mentioned above. Western horses sent east are almost sure to contract distemper. My Fever Drops will prevent their doing so.

Chill.—By this means many diseases and fevers are ushered in. If the chill be checked at once, in most cases something worse will be stopped. "A stitch in time saves nine." For this purpose give at once two or three doses of my Fever Drops. Blanket well and keep out of draughts. Rub the legs lightly with Oster-Cocus Liniment. All will be well.

Cold.—One step from chill, it will perhaps be worse. Treat at once as for chill. Give two to four 30-drop doses of my Cough, Cold and Fever Drops. Give bran mash warm with one of my Renovator Powders, and for two weeks morning and night give Renovator in feed.

Cold in the Head, leading to catarrh, etc., is an inflammation of the lining of the nostrils and other parts of the head and throat, often affects the eyes, causing them to swell and the tears to flow. The membranes at first are dry and congested, pinkish red, or red in color, watery discharge from the nostrils, some fever which shall be at once apparent if we use a clinical thermometer. Animal will appear dull, sneezing short and often, "Blows" the air through his nose; if not checked at once, worse will soon follow.

Treatment.—Act promptly and give three to five doses each day of Dr. Daniels' Fever Drops. Feed bran mashes. Give each day two doses of my Renovator Powders. Keep the horse in a well-ventilated stall without draught, and keep him well blanketed. Hang a blanket over his head, and put a pail of hot Liniment Powder underneath. Stir it gently to cause steam to rise. Put into it a piece of hot iron or stone occasionally, to give thorough steaming and repeat every two hours. If constipated, give warm water injections. Do not work for two or three days.

Chronic Cough is simply an old cough or a cold that the horse has been troubled with for some time. It arises from so many different causes, and has so many variations, that no accurate definition of it is possible and I don't think it is needed, as most horse owners know it without any introduction. While a large proportion of cases are incurable, many yield to treatment; and if a horse is of any value, it usually is worth trying. Give the Fever Drops four to six times and the Renovator twice a day. Feel along his windpipe carefully for some enlargement or thickening. If anything of this nature is found, clip the hair over the spot and apply my Absorbent Blister, which will absorb and dissolve any thickening of the cartilage. Repeat in two weeks if needed. Many times an attack of distemper will cause inflammation and swelling of the throat, which not being properly treated, will gradually subside, leaving a lump, which obstructs the air passage. This trouble will cause a horse to cough and breathe hard after a long pull or climbing a steep hill. Worms also cause a bad cough; if any indications of worms treat for them at once.

Catarrh (Nasal).—Steam the head with solution of Liniment Powder; put on hood to prevent colds; blanket warm. Give 30-drop dose of Fever Drops once an hour for four hours, then once in two hours, for four hours. Soft food; bran mash, morning and night, first day, with Renovator Powders

mixed therein; then dampen the feed and give Renovator Powders twice daily for two weeks. Sometimes discharge from the nose is caused by diseased teeth. Look out for them. A horse with discharge from the nose should be fed from a temporary manger or bucket placed near the floor, as the position of the head while feeding facilitates the discharge.

Nasal Gleet.—This disease consists of a chronic discharge of mucus from the nose. It is generally caused by catarrhal inflammation, neglected catarrh, general neglect, etc. It should receive treatment at once as it is sometimes the forerunner of serious diseases. Build up the strength, purify the blood, feeding bran mashes and soft breads, adding my Renovator Powders daily to feed.

For Sponging the Mouth and Nostrils.—One tablespoonful of Daniels' Liniment Powder to quart of hot water. Sponge out freely mouth and nostrils; it cools, revives and invigorates.

For Steaming for Colds and Head Troubles.—One teaspoonful of Liniment Powder to quart of hot water (keep hot by placing hot irons in pail). Cover the head with blanket or hood. Result will surprise you.

Bronchitis.—More frequent in winter and spring; caused by extreme changes of temperature and horse in low condition, and by overheated stables with foul air, all combined with cold and wet weather.

Symptoms.—Pulse hard, full, frequent; breathes quick, ears and legs cold, spine rigid, great thirst, will not eat, constipated, though diarrhoea may sometimes be present.

Treatment.—Blanket well, roomy stall, plenty of good straw for bed, hot inhalations of my Liniment Powder (one tablespoonful to quart of water), keeping hot by putting hot iron or stone in the bucket; give doses, thirty drops of my Fever Drops every thirty minutes for six hours; repeat the steaming often, every hour. Continue to give Fever Drops three times daily for four or five days; give Renovator Powder in bran mash warm, or if he will not eat, mix with molasses and spread on tongue; put on throat once a day, Oster-Cocus Liniment (at night), during day hot Liniment Powder and bandages; if constipated give Daniels' Physic Ball.


Laryngitis.—Treatment same as for Bronchitis.

Horse Distemper, Epizootic, Pinkeye, Influenza.—Don't wait, act at once. A stitch in time truly saves nine.

Symptoms.—Usually a sudden shivering, cold legs and ears, coat rough, poor appetite, sore throat, trouble in swallowing, eyes become dull, lips swell and tears flow. The inside of nostrils deep red and dry, soon a thin watery discharge is seen, followed in a few hours by a thick acrid matter. Use a clinical thermometer in the rectum, temperature will be 101 to 103, and this will soon rise to 104 or even to 106, the cough changing to a deep, heavy distressing one, pulse is quickened to 50 or 60. The horse steps around and shows signs of much pain, films in his eyes which nearly close, scant urine. When you notice any of these symptoms, watch out for Distemper.

Treatment for Distemper.—At the outset remember care and careful nurs-

ing will be a great factor in saving your horse. **BLANKET HIM WELL.** Give plenty of pure air, have no air draughts strike him, fresh cold water, little at a time and feed often anything that he will eat, trying all things. He has lost his appetite and needs everything to maintain his strength. Mix one of my Renovator Powders in his feed two or three times a day; if he will not eat, mix one of my Renovator Powders with a little molasses and spread it on his tongue at intervals, so he will have two or three a day. **GIVE MY COUGH, COLD, FEVER DROPS AND DISTEMPER CURE IN ALL STAGES.** Give thirty drop doses once in ten to twenty minutes for two or three hours (*put them in his mouth well back on the roots of his tongue*), later on, as soon as he shows signs of relief, give the doses once in two hours, night and day for two or three days, or as long as he shows signs of fever. Steam head and nostrils with my Liniment Powder, hot, and bathe forehead with same; by using water that throws off a little steam at first you can gradually use it much hotter for steaming. If the throat is much sore, wet the same with water, and rub on my Oster-Cocus Liniment twice daily until swelling and soreness goes down (don't rub hard enough to blister). Continue feeding my Renovator for two or three weeks twice daily. The horse requires a tonic to regain his lost strength, and nothing is better. This treatment will bring your horse out well and strong. Many cheap and unreliable "medicines" advertised for the cure of Distemper are dangerous and untried remedies, often leaving the horse half blind, with swollen legs, weak kidneys, dopy and half poisoned; beware of all such. Daniels' Cough, Cold, Fever Drops and Distemper Cure have been in use by thousands of horsemen for a quarter of a century. Treat Epizootic, Pinkeye, and Influenza as for Distemper.



Inflammation of Lungs

Symptoms.—As a first symptom we may note the pulse, which in health stands about 40° , now rises to 70° or 100° to the minute and variable. Taking his temperature with the thermometer, we find it over 100° , probably 103° or a little more. He is weary, but will not lie down, breathing accelerated, and stands braced and rigid, hangs the head, appearance dull. These are all symptoms of lung fever, but they are also symptoms of other complications. The real test is the sound of the lungs themselves, by tapping on the side, when they sound **dull**, or by putting the ear to his side and listening to the sound of the air passing through the lungs, and then sounding a


Lung Fever, Pneumonia, is inflammation of the lungs, which soon causes a flow of secretion, which fills up the air cells, so that the lungs cannot receive the air. Consequently he suffocates and dies, or else the lymph is absorbed into the system and he recovers. The cause of this common and dangerous disease is the taking of a sudden cold, which **being neglected** rapidly becomes settled on the lungs, and you should give prompt care and attention. Remember every minute of delay makes the cure more in doubt.



well horse. If pleurisy exists the animal flinches when struck in sounding.

Treatment.—Similar to that advised for Distemper. It is of utmost importance to take it in its **first stages**.

If his stable is close or smells of ammonia, remove him at once where he can have plenty of pure air, not a draught. Cover every part of him with warm blankets and bandages, rubbing the legs until warm and bandage as far up as they are cold; when removing bandages rub on a little Oster-Cocus. Give all the cold water he will drink. Let his food be bran mashes, cooked carrots and clean, nice hay. Give my Fever Drops once in thirty minutes for two to four hours; later on, once an hour. Give at least two doses of my Renovator each day, as his strength must be kept up at all hazards. When the pulse gets down near 40° to 50° or the horse sweats profusely, leave off giving the Fever Drops so often, as after this stage is reached he will need good care and not much medicine. If the horse seems very weak, as a stimulant give 6 ounces of whisky or brandy in a pint of water every 5 or 6 hours; if constipated, give warm soap-suds injections occasionally. If he is too weak to eat ordinary foods, try corn on the cob, carrots, apples, bread; possibly he will drink milk, give him all he will take, add three eggs (beaten) to the milk.



Last Stage of Pneumonia

Congestion of the Lungs.—The trained track horse is not usually afflicted with this trouble; it falls to the lot of the horse hired for the day or to one owned and driven beyond his endurance, perhaps until he falls from exhaustion; or a horse in high condition standing in the stable lacking regular exercise is taken out and rapidly driven several miles; his nostrils are dilated, flanks heave, distressed countenance, breathing next to suffocation, the lungs become engorged with blood and *congestion of the lungs* is on. Insufficient and bad air in stables and smoke may cause it, while other diseases may contribute to congestion. *If from exhaustion*, stop where you are, don't even walk him; let him stand still, remove the harness, rub the body and legs with straw or cloths; get all the help you can to do this rubbing; give 30-drop doses of my Fever Drops every 15 minutes for an hour, then once every half hour until temperature is normal. After circulation is restored, bandage the legs, cover with blanket, continue to rub the body, give stimulants, the one most handy, brandy, whisky, drench with two ounces of spirits of nitrous ether, same quantity of alcohol in a pint of water every hour or so, or a pint of whisky in a pint of water every hour for three or four hours. As soon as relieved, get into a comfortable stall. Keep blanketed, legs bandaged, pure air and water; feed grass, carrots, bran mashes, scalded oats, etc. Always add my Renovator Powder to the feed at this time. Rest and light work when recovered. Congestion of the lungs often leads to pneumonia.

Congestion of the Lungs.—So easily contracted and so easily fatal. Just



DR. A. C. DANIELS' MEDICINES



a little over-exertion, severe taxing of the nervous system, and only a little carelessness or neglect will (under exposure) easily and quickly result in the ruin or loss of a valuable horse. There are two things the prudent stable-keeper, horse-owner and driver should always keep on hand, two diseases which if not promptly relieved are most liable to run too far in their rapid course before professional service can be obtained, and to these most fatal attacks Colic and Chill are so simple to handle. When first coming, professional services are not required. Colic and Chills can be easily overcome by the most inexperienced if they have the proper remedies, and there are several good prescriptions for either of these attacks available, and of more or less value, but for quick work, satisfactory results, and easy, simple treatment, none are equal to Daniels' Colic Cure for Colic, and Daniels' Cough, Cold, Fever and Distemper Cure for Lung troubles. These two remedies in hand, with prompt action and good care, one need never fear for their stock. A horse will never die from Colic if this famous cure is administered in any reasonable time; and Colds, Pneumonia, Congestion of Lungs from exposure, Fever and Distempers will rarely occur if Daniels' Cough, Cold and Fever Drops are promptly given, and reasonable care is observed.

Pleurisy is inflammation of the membraneous lining of the lungs and chest.

Symptoms.—A chill, staring coat, coldness of the surface of the body. Breaths not as short or as quick as in pneumonia. Signs of pain similar to Colic. Paws, and sometimes lies down; grows sore and stiff; generally has a short dry cough.

Treatment.—Give thirty drop doses of Daniels' Cough, Cold and Fever Drops every thirty minutes for two hours. Wet a blanket in a solution of hot Liniment Powder and bind over the chest and lungs, keeping hot with a dry one, repeating for one or two hours, after which bathe the chest and lungs with Oster-Cocus to keep up circulation. Avoid draughts; feed bran mashes once or twice a day, and always add one of my Renovator Powders; in fact, give my Renovator Powders twice a day for two or three weeks in the feed.

Difficult Breathing.—Should have attention and treatment at once. Promptness often prevents many serious diseases. Give thirty drop doses of Dr. Daniels' Cough, Cold and Fever Drops every thirty minutes for two to four hours. Blanket warm; avoid draughts; rub on the chest and lungs a little Oster-Cocus Liniment. Give a warm bran mash, adding one of Daniels' Renovator Powders. This little effort will usually prevent the horse coming down with Distemper or some other throat or lung trouble.

Cerebro-Spinal Meningitis.—Symptoms, inflammation of the brain, spinal cord and their nerve centers, paralysis, dizziness, sudden falling to the ground; neck and back muscles contract so suddenly as to sometimes draw the head back; eyes wild and head tossed about; high fever; delirium; unless relieved death ensues in four to twenty-four hours.

Treatment in this class is of little use, but in many cases success may be attained. Give Daniels' Physic Ball and promptly give thirty drops of Daniels' Colic Cure No. 1 every half hour until eight doses have been given; blanket warm; if urine is not passed use catheter. Support in sling; inhalation of hot Liniment Powder. Apply freely Oster-Cocus to neck, spine and throat; repeated doses of four to six ounces of whisky to quart of milk;




give four to six doses of Fever Drops at intervals of 30 minutes to allay fever. Give a Renovator Powder every six hours in molasses; mix and place on the tongue. Allow plenty of fresh water, clean sanitary conditions, a complete change of food for all the horses in the stable. Disinfect everything in and about the premises. Feed soft food mashes with Renovator Powders when convalescing.

Thumps.—Violent beating of the heart, producing a jerky motion to the whole body; if they are persistent we may expect serious heart disease, and if so may not be curable.

Treatment.—Avoid over-exertion and excitement; let him stand still. Give in all cases 30 drop doses of Daniels' Fever Drops every half hour for 3 hours daily for several days, and 3 or 4 doses of Colic Cure may be given each day at intervals of half an hour. It is better to give the Fever Drops at night and Colic Cure in the morning. Care as to diet and treatment will be of much importance.

Weed, Lymphangitis, or inflammation of the absorbent vessels of the hind legs, is caused by high feeding, over-feeding, with too little exercise, and is more often seen in heavy work horses, noticeable in particular on Monday following a day of rest, so much so in some localities the disease is known as "Monday morning leg."

Symptoms first located in the hind legs, one usually swollen considerably larger than its mate, mostly on the inside, often running from the heat, tender, favors and holds from the



foot, involving the entire limb, much from the ground, often chills and shivers. Frequently the horse has previously suffered from colic, constipation, loss of appetite, may have great thirst; unless relieved, the swelling increases and forms abscesses. Once having this disease, we may look for its repeating itself frequently until the swollen leg becomes permanent.

Treatment.—At first symptoms of chill give several doses of my Fever Drops of 30 drops each at intervals of half hour to reduce the temperature, blanket and keep warm, give a Physic Ball, add my liniment powder to water, foment the limb with cloths wrung out as hot as possible and wound about the leg; bran mash with one of my Renovator Powders should be the feed for a day at least, put in the drinking water about an ounce of saltpeter three times a day—of course if the swelling reaches the stage of abscess they may be poulticed, opened, drained and cleansed with solution of Carbo-Negus—then apply my Wonder Worker Lotion to heal.

When the swelling has become permanent continued use of my Oster-Cocus Liniment for external application, good rubbing and laxative feed, helped along by Physic Ball, linseed oil and my Renovator Powders will give the best results.

Strangles in young horses and colts.

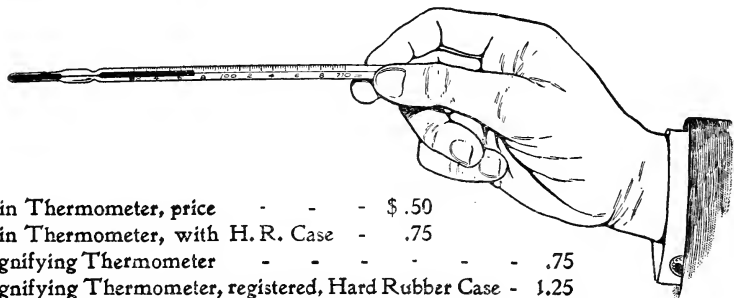


Symptoms.—A cold, sore throat, dull, loss of appetite, nose runs, quick breath and pulse. Swellings on one or both sides, in the space within the lower jaw bones.

Treatment.—Prompt and active attention at once; apply a linseed poultice to the swelling, saltpeter in the drinking water twice daily, feed bran mash, adding my Renovator Powders twice daily, bring the swelling to point of opening *at once*. If this does not occur speedily, apply my Absorbent Blister, bring the swelling to a head, and lance, cleanse with Carbo-Negus (Solution) and heal with Wonder Worker Lotion.

Temperature.—The normal temperature of the body varies from 98 to 100 degrees Fahrenheit. A temperature of 102 to 103 is moderate; feverish, from 104 to 105 is high, and 106 is excessive. This elevation of temperature can be felt by the hand placed in the mouth of the animal or in the rectum, may be felt to a certain extent over any part of the body and in the breath of the animal. Ears or legs may be hot or cold; if cold, it indicates a debilitated condition of the animal and poor circulation of the blood. The **Clinical Fever Thermometer** is the only accurate means of telling the exact temperature.

Clinical Thermometers



Plain Thermometer, price	-	-	-	\$.50
Plain Thermometer, with H. R. Case	-	-	-	.75
Magnifying Thermometer	-	-	-	.75
Magnifying Thermometer, registered, Hard Rubber Case	-	-	-	1.25
Magnifying Thermometer, registered, Metal Case	-	-	-	1.50

Mailed at your risk of loss or breakage

To use the Thermometer.—Raise the horse's tail and carefully insert the bulb or heavy end of the thermometer about two-thirds its length into the rectum. Let it remain six to eight minutes. On removing it note the exact top of the column of mercury, which will show the temperature of the horse.

Directions for Use.—The proper way of shaking down Mercurial Column (Register) of Clinical Thermometer is to take hold of instrument with thumb and forefinger as cut illustrates, and give a full arm downward swing ending up with a jerk, throwing the mercury to the bulb.

In this way two or three swings will in nearly all cases be sufficient to place column in position for further use.



To read the Thermometer.—Hold the sharp edge of the glass toward you in a horizontal position just below and across the line of vision as illustrated: rolling slightly backward and forward in this position, you will see the column of mercury running immediately above the figures which will appear in the magnifying thermometer nearly an eighth of an inch wide.

Put the Instrument Aside, as the mercury will remain at highest point until shaken down, and shows you, when ready to use again, just what the degree of fever was when used before, one can then easily tell whether the fever is rising or falling.

Something about the Pulse of a Horse

It is frequently of great importance to note the pulsations of the heart in treating disease. When at rest the pulse beats at an average of about 40 per minute, but varies in different horses from 34 to 42. In colts and old horses it runs much higher—sometimes to 60 and over—and still the health be good. It will also be increased by hot stables, excitement and pregnancy. The most convenient place to feel the horse's pulse is on the under side of the lower jaw. Press the fingers along the edge of the jaw, when a cord or ridge will be felt. Press on this with the fingers, when you will feel it throb. A very little practice in "taking the pulse" will soon make it plain to you, and is liable to be of great service. Any great variation in the pulse is a sign of disease. If it is rapid and hard it indicates high fever and inflammation; if weak and rapid, there is low fever and general weakness and lung trouble.



Taking the Pulse

In cattle the pulse is faster than in the horse: young, 55 to 65; adults, 40 to 50; aged, 40 to 45. Sheep still faster—60 to 70. Dogs, 80 to 90 beats per minute.

Respiration in Healthy Animals.—A horse breathes in a minute 10 to 12 times; a cow, 15 to 18 times; a sheep, 14 to 18 times; a dog, 15 to 20 times.

Glanders and Farcy

Glanders.—A dangerous, contagious disease. Slaughter at once. Disinfect all surroundings, stall, stable, etc. Carbo-Negus is the greatest germ killer of the age. Four to six spoonfuls to quart of water.

Glanders and Farcy are one and the same, differing only that the term Glanders is applied when the local lesions predominate in the internal organs, lungs and air tubes. Farcy, when the manifestation is an outbreak of the lesions on the exterior or skin. Glanders applies to both forms, Farcy is limited to the visible appearance of external trouble only. Glanders is *contagious*, easily communicated to man, sheep, goats, dogs, cats, rabbits,

etc., variable in its course but death sure. It is a disease forming connective tissue or tubercles, which turn to ulcers and exude a peculiar discharge. Fever is present, and complications of lymphatic glands, of the lungs and internal organs. Glanders is one of the most ancient of diseases.

Stable attendants serve as one of the most common carriers. Dried or fresh discharges are collected from the infected animal in cleaning, harnessing, feeding, handling, clothing, currycomb, brush, bridle, halter, etc.

Glanders can exist without being apparent. Even the most experienced veterinarian may not be cognizant of its presence. Public watering troughs, feed boxes, etc., are often responsible for its spread.

The primary symptoms are the result of *inoculation developed at the point of inoculation*; later the poison is carried by means of the blood to other parts of the body. Chronic Farcy is noticed in the formation of little nodules under the skin, soon infringing the skin itself. These are known as "buds" or buttons and soon produce ulcers, irregular in shape, ragged edges overhang the sores that have a gray, dirty bottom, discharging thin or purulent, mixed with a sticky-yellowish substance somewhat the color of olive oil.

This discharge alone is almost diagnostic. While resembling Greasy Heel and certain attacks of Lymphangitis, it is characteristic. The discharge gathers on the hair surrounding the ulcer, dries in scab-like formation, growing in size and thickness until it falls off. These buttons occur more frequently on the lips, neck, lower part of shoulders, inside the thighs and outside the leg. Often a cough is developed similar to that noticed in heaves, sudden swelling in one hind leg near the canon, extending sometimes below the pastern or as high as the stifel, this swelling may be indented with pressure. Glanders in chronic state may exist for a long time, brought to an *acute stage* by some sudden exposure or low ground conditions, same symptoms more or less marked, as indicated in Farcy. A rapid outbreak of tubercles in the respiratory tract degenerating into ulcers, which force from the nostrils considerable of a discharge.

The salient features of the disease are the formation of small ulcers, growing larger and irregular, containing round cells filled with serous fluid; the lymphatic glands swell, etc.; the process goes on mostly in the cutaneous and sub-cutaneous tissues and passages, particularly attacking the nose. When the cutaneous symptoms are in abeyance and the mucous membrane of the nose discharges profusely, we term it Glanders. When there is little or no discharge from the nose, but the cutaneous conditions are well developed, we term it Farcy. When in *any* doubt get a veterinary surgeon.

Coughing, Farcy buttons, enlargements of glands, bleeding from the nose, swollen hind legs, difficult respiration follows, flanks heave, temperature reaches 103 to 105, and other symptoms of acute form resembling Lung Fever or Pneumonia. Great care should be exercised and expert evidence should be summoned in all doubtful cases of Glanders. The *greatest precaution* should be taken in handling a glandered horse, as the slightest abrasion is liable to transmit the disease to the attendant.

DR. A. C. DANIELS' RENOVATOR POWDERS



FOR HORSES, CATTLE, SHEEP AND SWINE

A Medicine Not a Food

A TRUE CONDITION POWDER

PACKED IN THE BLUE BOX WITH A WHITE EDGE

The Great Blood Purifier and Cleanser. For Treatment of Coughs, Colds, Indigestion, Loss of Appetite, Heaves, Stocked Legs, Greased Heel, etc. Prevents Colic. Especially Designed for Fitting Horses and Will Put Them in the Best of Condition for Market or for Fine Stable Use. Will Cure Hog Cholera in Swine. Prevents Garget and Milk Fever in Cows. Acclimates Green Horses and Prevents "Shipper's Fever." Add these Powders to the Grain and Make the Best and Cheapest Stock Food on Earth. Puts on Flesh. Puts into Condition. Acts on Kidneys. Make Your Own Stock Food and Save Money.

Believing there was a demand among the better class of horsemen for *condition powders* that would really do what was claimed for them, with whom **quality** and not **quantity** would count, I have not spared pains or expense in manufacturing this medicine, and the enormous sales which it has attained are indeed flattering to my judgment.

This wonderful remedy has put hundreds of thousands of worn-out and run-down horses in fine condition. No matter who has been treating your horse without success, or how long continued has been his trouble, I ask you to try this medicine.

If given occasionally, it will ward off Fits, Colic, Fever, Indigestion, Heaves, Worms, Bots, Pinkeye, etc., and keep your horse looking and feeling "as fine as silk." If your horse coughs, does not shed his coat, is hide-bound or pinched bellied, scours, does not eat or digest his food well, legs stock, or he drives dull and logy, try this medicine. It will show its effects on the kidneys in one day, on his spirits in two days, greatly improve his general condition within **two weeks**, and many times add twenty-five or even fifty pounds to his weight in a month. It makes good blood.

All **Roots and Barks**, when ground and exposed to the air, soon lose their strength and virtue. For this reason, and also that exactly the same dose may be given each time, to insure the best results, I have put each dose in a separate box, thus insuring the strength of this medicine, even if kept for



DR. A. C. DANIELS' MEDICINES



years. I warrant it to cleanse the system of all impurities arising from bad blood, disordered stomach or kidneys.

Don't think all the "Powders" you may see in *dose packages* are like Dr. Daniels' Renovator; *imitators are now using my methods—use only Daniels'* for best results.

We have never given our formulæ for these powders to anyone; hence no one can make any just like Daniels'.

Many horses that are kept for pleasure driving do not have exercise enough. Especially is this true during continued spells of bad weather. When the horse is taken out he seems to feel in the best of spirits; he starts off beautifully, and soon begins to sweat, becomes dull and logy. If touched with the whip he soon falls back and seems to feel weak and shiftless, which is his exact condition. To owners of nice driving horses I say try a single package of my Renovator on such a horse—*ordinary cases one dose daily*—and note the wonderful change in his condition. If very badly out of order, two doses a day may be given. He pricks his ears at sound of falling footsteps; is all life and energy and ready to do his best at a moment's notice. Don't understand me to say that it will change a work horse into a thorough-bred; but that a few doses a week will put any horse, that has natural life and spirit, into the best shape, and will maintain that high condition. The question is often asked, How long is it best to continue feeding this powder? In answer I will say that usually one or two packages will put a horse into the best possible condition.

Bear in mind that it will take time to remedy a case of long standing; but if you will try it thoroughly and *your horse is not improved, you can get your money refunded from anyone who sells you the medicine.* What the electric is to lighting, my Renovator is to other condition powders. Those who have not used it cannot know or understand what its effect will be in restoring to health and spirit a run-down or low-spirited horse. Words fail me in striving to convey to you any adequate idea of what a few doses of this remarkable preparation will do.

No arsenic, antimony, rosin, no cheap middling, clay or grain dust or other poisons are used in its composition. It is a powerful tonic and blood purifier, diuretic and demulcent—a medicine. I recommend it to be used, under all conditions and under all treatments. It carries off all acrid and poisonous secretions by way of the kidneys and sweat glands, and is of the greatest value in all inflammation of the membranes of the throat, stomach and bowels. It should always be used when treating for any foot and leg troubles. Nothing can equal its action in keeping up the strength during fevers and inflammation, building up the system, and throwing off all foul, acrid and residual particles of diseases afterwards. My Renovator and Condition Powders are purely a medicine and not a food.

Many times owners of work horses ask me why I do not put up my Renovator Powders in bulk, saying they are too expensive to give work horses. First let me say cheapness in a medicine is not a good qualification or one which Dr. Daniels seeks. Cheap medicine is like everything else cheap, no good. One dozen doses of my Renovator Powders contain more medicinal virtue than can be found in a barrel of any horse and cattle food on the market. To give an idea of so-called foods, I quote from the Pennsylvania



DR. A. C. DANIELS' MEDICINES



State Experiment Station in 1899, a horse and cattle food manufactured at Rochester, N. Y., sold at 14 cents per pound, in twelve pound packages, and 8½ cents per pound in two hundred pound lots; compared with mixed wheat, bran and gluten food, it has a similarity in all except price.

Stock Foods.—Make your own stock food by adding a dose of these Powders to the *regular feed* once a day for a week; you will save money, and get much better results. Try it once. Remember if it don't prove true you get your money back.

For Fitting Horses.—When run down in condition—when they drive lazy and dopey. First note the condition of the teeth and mouth: have these right. Feed good oats, clean hay, and add one of my Renovator Powders morning and night to the feed for ten days. Omit the Powders for four days, then repeat; give a warm bran mash two or three times a week, always adding one of my Renovator Powders; repeat for a month or two, and you will have a new horse both in action and appearance. Then you can get your price.

Diseases of the Digestive Organs.—Abnormal appetite usually indicates worms or irritation of the stomach. In diarrhoea the discharges from the bowels are frequent and watery; in constipation, infrequent, dry and hard. When an animal passes blood, it is generally from dysentery, piles, ulcers in the bowels, or rupture. Swelling of the belly, unusual discharges of wind, and fits of giddiness are common in colic and indigestion and from worms. *Watch the signs.*

Dyspepsia.—Chronic Indigestion as a rule would not exist if the horse was properly fed and cared for with Daniels' Renovator Powders. Indigestion causes many other troubles for the horse. Teeth are often the fault. See they are all right. Avoid irregular or overfeeding; or dusty, musty and poor food and unsanitary conditions.

Symptoms.—Irregular appetite, and bolting food, depraved appetite, eating soiled bedding, wood, even his own excrement; bowels irregular and bad smelling, grain passed whole, hay impacted, excessive amount of gas, poor in flesh, hide-bound and rough coat.

Treatment.—Best of food at regular intervals, adding one of my Renovator Powders twice daily for a week or two in each month until relieved, good water, *before feeding*; prepare the horse for and give one of Daniels' Physic Balls (observe the directions laid down in giving Daniels' Physic Balls). Feed bran mashes with Renovator Powder added until operation of physic, then long hay for first day, then regular feed, but add Renovator Powders. Avoid overwork and exposure. Keep stable clean, and remember the horse requires five times the air you do; avoid draughts.

Abortion.—Causes numerous—cold and wet, indigestible food, colic, poor condition of blood, putrid or frozen water, certain plants, savin or rue; cantharides; poisonous medicines, as opium, digitalis, various salts, ergotized plants, purgatives, fright, excitement, etc., etc.

Treatment.—First prevent. Every care should be exercised to give proper protection, food, air and drink. Keep the mare in condition by the best of food, care and treatment during pregnancy. Feed warm bran mashes about twice a week, and put into them one of my Renovator Powders; and for ten days out of each month, feed one of my Powders night or morning. This



DR. A. C. DANIELS' MEDICINES



treatment and careful attention will reduce this trouble to a minimum. Isolate from aborting animals and *bury fetus*; disinfect stable and surroundings with Carbo-Negus.

For Mares.—In a majority of cases, when the mare fails “to take,” a few weeks’ treatment with these powders from once to twice a day in the feed will put her in proper condition.

For Stallions run down and “indifferent,” give two Renovator Powders daily morning and night in the feed for a week, then one a day for two weeks, and you will be surprised at results.

Inflammation of Liver (Yellows).—Give Daniels’ Physic Ball; follow with pint linseed oil; change feed to green and soft variety, chopped roots, mashes with Renovator Powders daily, to keep bowels open and tonic the system.

P. S.—If you occasionally feed one of my Renovator Powders in the feed for a week or ten days, your horse will rarely be troubled with liver, bowel or stomach diseases.

Thrush in the Mouth.—Caused by bad condition of stomach; give Physic Ball; feed bran mashes often, put my Renovator Powder in feed once or twice a day for two weeks; Wonder Worker Lotion applied to the sores with soft brush or sponge will heal them.

Heaves.—Have a clean stable and fresh air; feed in small quantities and often; moisten oats or hay—use crushed oats if possible; *do not feed corn or clover hay*. A small quantity of the best hay cut, once or twice a day is enough. Give two or three doses of my Cough, Cold and Fever Drops morning and night, or a dose whenever the horse coughs, half an hour apart, well back on the roots of the tongue. If constipated, give one of my Physic Balls; give often warm bran mashes, always adding one of my Renovator Powders. Always water **before** feeding, and never after, and not much at a time. Moistening the oats and hay prevents the dust from flying. Give my Renovator Powders twice daily for one week and omit a week, repeating every other week for two or three months, or until the horse is improved. Carrots, turnips and potatoes chopped and mixed with the oats make a good feed. Don’t work the horse immediately after feeding. Mix with a pint of water, 1 ounce Fowler’s Solution of Arsenic, 1 drachm of extract belladonna, ½ drachm tincture of ginger, and give a tablespoonful three times a day for two weeks, then twice a day for ten days, then once daily for a week. This is highly beneficial—remember there is no absolute cure.

Anaemia (Impoverished Blood).—Give good feed and water, a clean stable and fresh air. Give bran mash frequently. Build up the blood and condition by free use of my Renovator Powders; giving twice daily in the feed one of these Powders two weeks out of each month will soon do it.

Slobbering.—Don’t check high. Wash the mouth, lips and gums frequently with Daniels’ Wonder Worker Liniment; give 20 drops of Daniels’ Fever Drops three times daily, place a bucket of clean water near, that he may have it to cool his mouth; feed bran mash often, with Renovator Powders; look out for growth in the mouth, and have the teeth properly filed. Add one of my Renovator Powders to the feed twice a day for one week at a time every month. Some horses can only be cured by using a Porter humane bit.



DR. A. C. DANIELS' MEDICINES

Apoplexy.—Apply chopped ice to the head in bags, secure by proper fastenings. Give Physic Ball to purge. Bathe and rub the legs in hot Lini-ment Powder. If much *excitement exists*, give three or four doses of my Fever Drops, or if *depression shows prominence*, give four doses daily for a week of my Colic Cure No. 1. Give in the feed twice a day one of my Renovator Powders a week or ten days out of each month.

Loss of Appetite.—First look out for teeth and mouth. Have them in proper condition. Feed warm bran mashes three or four times a week, and add a Renovator Powder night and morning to mash or feed. Feed Renovator daily morning and night for two weeks. Good stable, clean, sanitary conditions.

Congestion of Liver.—Give one of my Physic Balls; good digestible food with one of my Renovator Powders morning and night; bran mash two or three times a week. Little or no relief can be given when caused by fatty degeneration.

Roaring (Spurious).—Depending on colds, influenza, etc.; can be often overcome by care, food, etc. First, apply Oster-Cocus to the throat if any swelling. Give three or four doses of Fever Drops each day. For food, cut hay wet with lime water and mixed with oats chopped. Give less bulky foods. Carrots and roots are good. Do all you can to keep the animal in good condition. Avoid corn, cotton seed and fattening foods. Give frequently my Renovator Powders morning and night. Apply a blister to the skin of the laryngeal region, and take 1 drachm of powdered niter, 1 drachm powdered opium, 1 drachm powdered camphor, mix into a ball, give once daily before feeding and allow rest after feeding. Rub my Oster-Cocus Lini-ment daily, or every other day, on the throat to stimulate the muscles thereof; don't work immediately after feeding. (True roaring cannot be cured.) When you blister you can omit the Oster-Cocus.

Windy.—Due to indigestion. Feed bran mashes and Renovator Powders once or twice a day and put a Renovator Powder in regular feed once a day. Do not feed corn. Exercise daily; sprinkle the hay with lime water. Give water before feeding, not after. Do not work immediately after a meal. Lump of rock salt in manger. A Physic Ball is often desirable.

Dropsy of the Skin.—Usually occurs in the belly, sheath or breast. Give tonic treatment; bran mashes and carrots and soft food, little or no grain. Fresh water and air. Renovator Powders twice daily for two weeks at a time; regular but not heavy exercise.

Dropsy means accumulations of water in the cavities of the body, belly, sheath and legs; is simply general debility, caused by neglect and carelessness. Treatment of any of its local indications is to build up the run-down condition; good care, regular exercise, plenty of good food, with Daniels' Renovator Powders twice daily; bran mashes and soft food to keep the bowels open.

Constipation.—If you feed Daniels' Renovator Powders at intervals of a month, for a week or ten days, once or twice daily, with occasional bran mash, it won't occur.

Treatment.—Give one of Daniels' Physic Balls; warm bran mashes three times a week or more, adding one of my Renovator Powders to each, and

be sure to give Renovator Powders twice daily in feed for two or three weeks. Give soft and green food when possible.



Crib Biting.—Separate from other horses. Have iron fittings if possible. Use muzzle. Feed soft, easily digested food, bran mashes often, once a day, mixing one of Daniels' Renovator Powders therein, and be sure to feed Renovator Powders twice daily for a couple of weeks at a time; chop the hay, and wet with lime water. Avoid bad hay, musty oats, etc. Improve the digestion. Renovator Powders are the main thing to do this.

Wind Sucking (Incurable).—May be prevented in various ways. Take a leather strap and stud with sharp pointed nail, adjusted opposite the lower portion of the jaw, or a muzzle preventing the seizure of food with the teeth. Horses given to wind sucking and cribbing are liable to colic and indigestion.

Jaundice.—Excessive bile; give a Physic Ball and correct the diet, adding my Renovator Powders to the feed morning and night, for a week or two. Avoid dry and bulky foods. Give roots, mashes, and soft foods.

Diseases of the Urinary Organs

Urinary Organs.—*Inflammation of Kidneys.*—Caused by strains, overwork, slipping, musty hay or feed, exposure, too powerful diuretics, etc.

Symptoms.—Feverish, disinclined to move about, sensitive to pressure on the spine, stands awkward, with hind legs wide apart, urinates in small quantities, generally of high color and sometimes bloody, pulse is quick and hard at first, becoming later small. As a test, introduce the hand into the rectum, and if the bladder is empty, without tenderness or heat, inflammation of the kidneys is present.

Treatment.—Give 30-drop doses of my Cough, Cold and Fever Drops every thirty minutes for three hours, or until fever is reduced; give Physic Ball or Linseed Oil and Enemas of warm soapy water; foment the loins with hot water (add 2 tablespoonfuls of my Liniment Powder for best results) or apply Oster-Cocus freely to the loins. Soft foods, keeping bowels open by adding one of my Renovator Powders twice daily; if in summer, a month at pasture will do wonders.

Excessive Stalling.—Caused by musty feed, exposure, etc.

Symptoms.—Much thirst, loses condition fast, coat rough, passing larger amount of clear urine, and often. Easily cured if prompt action ensues. Entire change of feed, clean hay, bran mashes, roots, carrots, etc. Add one of my Renovator Powders twice daily; keep bowels open. A few doses of No. 1 Colic Cure each morning is also of benefit.

Suppressed Urine.—Retention of urine.—Caused by continuous action, not



DR. A. C. DANIELS' MEDICINES



giving the horse time to urinate or answer the demands of nature, spasm of the neck of the bladder, etc.

Treatment.—Use catheter at once, and give a few doses of No. 1 Colic Cure at intervals of 20 minutes for two hours, Renovator Powders twice daily, bran mash and soft foods, Oster-Cocus to the loins; rub it in well.

Bloody Urine.—Usually resulting from injuries, violence, undesirable feed, etc.

Treatment.—Plenty linseed tea, given as a drench; three or four 30-drop doses of No. 1 Colic Cure at intervals of 30 minutes morning and evening; keep bowels open by feeding soft foods, roots, bran mash, adding one of my Renovator Powders twice daily.

Inflammation of Bladder may be acute or chronic, slight or severe; caused by irritating medicines, stone, septic poison, retained urine, etc.

Many condition powders on the market contain saltpeter, resin, niter and other dangerous ingredients, which often cause inflammation to the urinary organs. Beware of such.

Symptoms.—Pains much like colic, kick at abdomen, looks at flanks, efforts to urinate, with little or no results, with indications of pain, groaning, etc.

Treatment.—First overcome and remove the cause, completely evacuate the bladder with catheter (be sure to disinfect the instrument before using), wash out the bladder with solution of Carbo-Negus (one-fourth teaspoon in two quarts of warm water), twice daily, give 30-drop doses of my Fever Drops at intervals of half an hour for three or four hours; drench with slippery elm tea; a warm injection of this same sort of tea may be given by rectum. My Colic Drops in regular doses every thirty minutes at the beginning of treatment will allay pain; foment the loins with hot applications, after which rub on a little of my Oster-Cocus Liniment. Feed for condition, add my Renovator Powders daily, and after each feed give a dose of my No. 1 Colic Cure for a week or two.

Swollen Sheath.—Cleanse sheath by washing with solution of Carbo-Negus (one-fourth teaspoonful to two quarts water); feed bran mash once a day for six days, adding one Renovator Powder, and for two weeks give one Renovator Powder night and morning in the feed. Sometimes a Physic Ball is required. The system wants cleaning in case of this sort. Be sure to clean the sheath thoroughly its entire length.

Sheath, Contraction.—Either in front or behind the yard preventing the drawing of it back into the sheath.

Treatment.—Administer cold water solution of Carbo-Negus freely to the inflamed sheath, after which apply sweet or olive oil liberally to the parts, being careful in manipulating, and you will generally overcome the trouble.

If this occurs in old horses from paralysis, there seems to be no cure. Amputation by surgeon is the resort.

Inflammation of the Yard, should be treated heroically. Cleanse first with a solution of Carbo-Negus, then apply 2 drachms of chlorate of zinc, mixed with a pint of water, wrapping the parts in a cloth wet with this mixture, repeating daily to destroy the granulations which may have formed.

Swollen Scrotum.—When not caused by rupture, it is a debilitated con-



dition. Give Physic Ball and feed bran mash, good oats, clean hay, and give one of Daniels' Renovator Powders twice daily in food for a few weeks.

In watching symptoms of ills, note in particular the Eyes, Tongue, Throat, Pulse, Chest, Heart, Breath and Breathing, Discharge from Mouth or Nose, Skin, Hair, Attitude and General Appearance. A close attention to details of this nature will aid in quick repair of the damage or threatened attack.

In locating lameness note every particular of each "four corners" of the animal, position of each foot or leg when standing and in motion, turning and backing.

INJURIES AND DISEASES OF THE HEAD AND MOUTH

for which my Specific Medicines are recommended. First remember the loss of any portion of lip, cheeks or tongue makes the horse worthless; therefore, try all before using the knife.

When Cuts take place, the parts should be washed clean with solution Daniels' Carbo-Negus. The parts drawn together and secured by bands, and efforts made to secure perfect rest, and apply my Wonder Worker Lotion to heal. Feed Renovator Powders twice daily for tonic and strength.

Lacerated Wounds are not so easily closed, but do so when possible. Dress and clean with solution of Carbo-Negus, and apply my Wonder Worker Lotion freely to heal. Feed my Renovator Powders twice daily for food.

Lampas.—A swelling or projection of the palate behind the front teeth, often extending below the teeth and the horse is unable to eat, the food dropping out when the animal attempts to chew it.

Treatment.—Add a tablespoonful of saltpeter to each pailful of water given the horse to drink. If the swellings are particularly troublesome open with the point of a knife, or touch with a stick of nitrate of silver. Apply Wonder Worker to heal. Feed bran mash, adding one of Daniels' Renovator Powders; nothing will assist so much in building up the horse's strength as my Renovator Powders once or twice daily in the feed.

Vives.—Enlargement of the glands of lower jaw. Paint with tincture of iodine, and build up the system by proper feed, using one or two of my Renovator Powders daily in the feed; a Physic Ball or a pint of linseed oil will be useful to open the bowels.

Barbs, Swellings, caused by obstructions to the salivary glands. Apply a stick of nitrate of silver for a moment every day, give soft foods, bran mash, adding one of my Renovator Powders daily to feed; give one of my Physic Balls or linseed oil.

Bleeding Gums.—Clean out the teeth daily and wash the gums with solution of Carbo-Negus (teaspoon to quart of water) twice a day and apply my Wonder Worker Lotion.

Bad Teeth.—Remove the offending members.

Tooth Cough.—A peculiar cough, loud and prolonged, occurs in horses cutting the sixth molar. Wash the mouth with solution of Carbo-Negus (teaspoon to quart of water), careful diet, good hay, grass when possible, a pint of linseed oil. My Renovator Powders once or twice daily, add an ounce of bicarbonate of soda to the water once daily.



DR. A. C. DANIELS' MEDICINES



Abcess or Tumors on the Side of the Face, if caused by foreign objects, like thorns, nails, etc. Such articles should be removed. Bring to a head with poultice; open. Wash or cleanse with Carbo-Negus, and apply Wonder Worker Lotion to head. Feed Renovator Powders morning and night for condition and blood.

Paralysis of the Lip.—In recent cases. Incessant applications of my Liniment Powder, hot; alternate with Daniels' Liniment (Oster-Cocus) externally. Good food; box stall; perfect rest. My Renovator Powder twice daily. Sometimes my Absorbent Blister will give good results.

The Tongue.—Many horses are injured for life by the thoughtless and careless practice of running the halter rope through the mouth, thus binding the tongue by a tightening noose. Sometimes hitching in this manner, if the horse hangs back, the tongue or jaw suffers, causing bruise, strangulation and inflammation and gangrene; losing one-half by sloughing or causes a state of paralysis to tongue or lips. Some well-intentioned men cut, tear or bruise the tongue and lips beyond repair in giving medicine, the tongue having been pulled entirely out in the balling operation. In care of horses, avoid these things.

Treatment for Injury to Tongue and Mouth.—Wash the abrasion or cut clean with solution of Carbo-Negus. Apply my Wonder Worker Lotion freely to heal. When portions have been separated, every effort must be made towards saving the organ from sloughing by diligent treatment, local and general; good feed; my Renovator Powders twice daily in warm bran mashes, soft foods, cut roots and chopped hay. Wash clean with solution of Carbo-Negus, and apply freely my Wonder Worker Lotion. Repeat external treatment two or three times daily, or oftener in serious cases.

Big Head.—Is incurable.

Staggers.—In horses, caused by defective teeth, worms, debility, irregular or improper feeding, ravenous feeding, etc. In colts, from teething, removal from dam too early, cold milk, suckling when dam is overheated, etc.

Symptoms.—When not engorged, loss of appetite or a capricious one, tendency to eat filth, sore mouth, much thirst, hide-bound, dry or scurfy skin, bowels irregular, much wind, frequently a dry, short cough and sometimes diarrhoea, feces dark color with fetid odor; urine is dark in color, and leaves a red sediment, look for worms; this condition leads to giddiness and fits.

Treatment.—Give a Physic Ball, follow with a pint of linseed oil; look to the mouth and teeth, see they are in proper condition; give attention to the feed, make a change, give roots, good oats, no corn or meal, clean bright hay, sprinkled with a little salt water, have a salt brick, convenient for use, feed regularly moderate quantity; bran mashes are of great help; add to the feed for a week one of my Renovator Powders twice a day, then one daily; fresh air, pure drinking water, sanitary surroundings. If colicky pains, give one to three doses of my Colic Cure after feeding.

Staggers.—If from engorgement, which is shown by a pawing of the fore-feet, the *near one* in particular, belching, quick pulse, hard breathing, saliva dribbling from the mouth, give the same treatment as before mentioned, but give two to four doses of Colic Cure first, and for purge, give one pint linseed oil, into which put 25 drops of Castor Oil and give a warm injection of soapy water.



DR. A. C. DANIELS' MEDICINES



In colts, simply remove the cause, nature will do the rest, unless they show colicky pains and scour, in which case give three or four small doses of Colic Cure each day, six to ten drops each at intervals of half hour.

Stagers, Mad or Blind, is a congestion or inflammation of the brain, caused by exposure to heat, blows, suppression of urine, poisoning, tumors, hard driving when over-fat, pressure of ill-fitting collar, worms, feeding on slops, etc. Treat for worms when you do not get results desired and as a final effort.

Symptoms.—Dull, listless, sleepy, breathes slowly, snores, slow pulse, staggers in his walk, looks excited, shivers, seems frightened, rears and elevates his head, eyes yellow and bloodshot, ears and feet hot and cold by turns, eyes fixed, has convulsions, staggers, perhaps falls, hangs tongue out of mouth, has spasms and palsy, urine scant, highly colored. Bleeding is recommended, but this to the layman is no easy task, hence give a quick physic, my Physic Ball followed at once by pint of linseed oil. Place the animal in a dark box stall, with plenty fresh water to drink; a sponge fixed at the top of the head, kept wet with *ice water*, give three to five 30-drop doses of my Fever Drops at intervals of half hour. Give no feed until recovery or until conditions are much better; then particular attention should be paid in this direction. The cause should be found and obviated. My Renovator Powders should be given twice daily in the feed, and a little Strychnine may be given daily; begin with two or three grains twice a day, *increasing the dose every two or three days about a grain, until you give, say twelve grains, during the day; then discontinue it.*

Megrims and Fits occur in debilitated animals. **Cause.**—Overwork when too fat, badly fitting collar, sun, exposure, constipation, worms, etc.

Symptoms.—While working, suddenly stops, reels, trembles, perhaps falls, remains a few moments more or less insensible, gets on his feet, still excited and nervous, remaining so for hours or days. There seem to be no spasms, just a fit, which occur more or less frequently.

Treatment.—*Remove the cause, collar in particular, cover the eyes, ice or cold water to head, place in a quiet, dark stable, give three or four doses of my Fever Drops at intervals of half an hour, a Physic Ball, and proper attention to feed. If fat, cut down the feed; if heat, protect from the sun; if the legs are cold, rub them with Daniels' Liniment (Oster-Cocus Oil). Give attention to feed, no corn or meal; limit the hay, but have quality first class; sanitary stable, pure water, bran mashes, clean oats and my Renovator Powders in the feed. Such horses are not safe for family use.*

Sunstroke comes on suddenly. The animal stops, drops his head, begins to stagger, and soon falls to the ground unconscious. Breathes hard, pulse is slow and irregular; cold sweats break out in sections over the surface of the body. The horse often dies without recovering consciousness. Fat, feeble and old horses, and young, exposed to summer sun and heat without shade for the head are easily overcome; unless relieved palsy and death may occur, or rarely in cases of recovery will the horse be as good as before.

Treatment.—Give my Fever Drops (30-drop doses) every 15 minutes; from 3 to 6 doses. As soon as possible get the animal into a shady spot; drench with cold water, a bucket or hose may be used, and the head and neck, in particular doused; give six ounces of whisky in pint of water. Rub the legs



with my Oster-Cocus Liniment, and after recovery give rest and quiet; light but good feed, plenty water and my Renovator Powders once or twice daily.

Heat Exhaustion.—The animal drives logy, and requires urging. Generally perspiration is checked. Soon he becomes weak in his gait; breath hurried and panting; eyes watery and bloodshot; nostrils dilated and highly reddened; pulse rapid and weak; the heart bounding, followed by unconsciousness.

Treatment.—In this case wring out cloths in hot Liniment Powder or even hot water, and apply them to the head and spine; give six ounces of whisky in a pint of water. Give Fever Drops as in sunstroke. Rub the limbs briskly with Oster-Cocus. When recovering, either in sunstroke or heat exhaustion, the system needs tonic. Nothing better than my Renovator Powders. Give one morning and evening in the feed. Give bran mashes frequently; good feed and air and care.

Prevention.—In hot weather horses should have wet sponges or light sunshades on the head when at work, or the head may be sponged with cold water often. Never feed or water in excess in hot weather. Stables should be well ventilated; as cool as possible. Animals that are debilitated, or exhausted from work or disease, should receive treatment to build up the system. Avoid constipated conditions; feed bran mashes with my Renovator Powders often during the hot weather, and your horses will not be liable to these attacks.

Poor blood made new by using these Renovator Powders.

Hints Worth Remembering

They mean money to you and comfort to your stock.

1. **Always keep in your stable Daniels' remedies.**—They are handy, inexpensive and useful. Even if you depend usually upon a veterinary, he can't always be handy, and the life of a horse often depends upon immediate help.

2. **When a horse is overheated and fatigued from labor,** walk him about easy, dry with straw or cloth; rub his legs well. Apply a few drops of Oster-Cocus to his legs; it will prevent lameness. Give him a dose of Cough, Cold and Fever Drops, they prevent cold. Feed when cool enough, adding a Renovator Powder. Many times, this care will save you a good horse.

3. **Your stable** should be kept clean and disinfected with Carbo-Negus; well ventilated; avoid draughts. Keep crib clean and free from dust.

4. **Do not use ground and patent feeds.** They are expensive, and many are dangerous, often composed of sweepings, talc, marble, plaster and other weight-giving properties.

5. Whenever you notice a gall or sore on body or legs, at once put on Daniels' Wonder Worker. It will prevent an ugly sore.

6. **Never be tempted to overload your team.** It causes blindness, strains, splints, spavins and many painful and often fatal diseases.

7. Have your harness and collar fit in every part. Wash the inside of collar with solution of Carbo-Negus, dry, and oil to keep it soft. Do not let oil remain on the surface of the leather.

8. **Be well provided with blankets,** and use freely on the horse. You will have less colds, distemper and disease.



DR. A. C. DANIELS' MEDICINES



9. **Never startle the horse** by striking him suddenly. It causes him to slip, strain, and otherwise injures him.

10. **Never allow your horse to stand on fermenting manure.** Causes thrush and lameness.

11. **Disease of Wounds** in feet or legs soon become dangerous if neglected. **Daniels' Liniments** are always of value for these troubles.

12. **Use the whip for ornament only.**

13. **Old horses** lose their teeth, therefore bruise oats and corn, chop the hay. They can't get store teeth.

14. **Never put a cold, frosty bit into a horse's mouth;** it is inhuman and brutal.

15. **Don't whip** when he shies or stumbles; encouragement gets better results.

16. **Reduce the quantity of feed** when the horse is idle, if it is only for one day.

17. **Don't feed corn or meal to horses in poor health,** or when treating for worms or lameness; it is for healthy, hard-working horses only.

18. **Don't try to control the horse unless you can control yourself.** Don't quarrel with your horse.

19. **Dark Stables** make blind, shying and stumbling horses.

Never let your horse stand facing the wind on a cold day.

Always have a box of Daniels' Colic Cure under the wagon-seat; thousands of horses die every year from colic, because of neglect of this precaution. You cannot always wait for the veterinary.

Don't overcheck, don't overload, don't overdrive, don't beat, don't neglect, don't abuse your horse; any and all costs you money.

Keep my remedies in your stable, they will repay you a hundred fold. Don't try to use something "just as good"; use the best.


Imagine the force with which your horse strikes the ground with his fore feet, going at full speed. Is it to be wondered at, when his minutely constructed feet flinch and become tender and he has to quit? Daniels' Liniment Powder will furnish relief quickly and safely.

DISTANCE TRAVELED PER SECOND BY A HORSE MAKING A MILE IN RECORD TIME.

MILE	IN	FEET.	INCHES.	MILE	IN	FEET.	INCHES.
2.30		35	2	2.15		39	
2.25		36	5	2.14		39	4
2.24		36	8	2.13		39	8
2.23		36	11	2.12		40	
2.22		37	2	2.10		40	7
2.21		37	5	2.08 $\frac{3}{4}$		41	
2.20		37	8	2.08		41	3
2.19		38		2.05		42	3
2.18		38	3	2.04		42	7
2.17		38	6	2.00		44	
2.16		38	9				

It will pay you to keep your horse's hoofs moist and pliable by dressing them every day with Daniels' Perfection Hoof Dressing and Food.

DR. A. C. DANIELS' WONDER WORKER LOTION



Healing Liniment

still so powerful that its action creates the greatest surprise among people who have the most extensive experience in treating sores and wounds of every kind. While so soothing as to be used as a gargle for sore throat or even a chafing baby with no evil effects, it is still powerful enough to eat out proud flesh in a few hours, and heal sores of many years' standing, that have resisted the most heroic treatment. It will act with the most surprising results on flesh wounds, stopping the flow of blood at once and cauterizing the flesh, forming a coating almost instantly that prevents the air sticking the lacerated or raw flesh. The alcohol used in this preparation will, in some cases, cause for a moment a slight smarting; but this is over in a moment and is succeeded by the most cooling sensation.

This lotion is a great departure from all former applications of which medical work gives us any knowledge. It contains no **poisonous ingredients whatever**. Its ingredients are so common-sense and simple, as to recommend itself at once to all who know its composition. I recommend it in every kind of soreness of flesh or muscles, in man or beast, that can be reached by an outward application. No medicine for soreness ever discovered compares with it. Words fail to accurately describe its remarkable and wondrous healing power. While competitors are sounding the praises of their "cure-alls" on golden bugles and silver trumpets, we are relieving the distressed and healing those who are almost without hope, causing joy to succeed sorrow in thousands of hearts in every country in the civilized world. I am daily in receipt of heartfelt and thankful letters of recommendation of this true **Wonder Worker** from the poor and illiterate, as well as the most highly educated and wealthy, and in almost

The most wonderful healer ever known for man or beast. Heals all kinds of sores or wounds, either new or old.

Nature's cure for Burns, Scalds, Piles, Chafing, Ingrowing Nails, Sores, Cuts, Salt Rheum, Sore Shoulders and Harness Galls; used with my Gall-Cura, it is a positive cure for Scratches, Thrush, Bruised Knees, Calked Hoof and Quarter Cracks, Nail in the foot, cuts from barbed wire, and all flesh wounds and sores of whatever nature or kind; nothing in existence equals this truly Wonder Worker. Cures Harness Galls, and keep working the horse. Stops bleeding and heals any ordinary wounds without soreness or festering.

This lotion is rightly named, as it is the most wonderful healer known to man. It is so mild and



every language. I do not recommend it for deep-seated lameness of the muscles or where a counter-irritant liniment is required, but for all sprains of the superficial muscles and every kind of soreness of the flesh, whether the skin is abraded or not, it will always do its wonderful work.

Flesh Wounds and Abrasions (Cuts).—Apply Wonder Worker freely as quickly as possible. If the wound is deep, inject the liniment into its deepest part with a syringe. A sponge or piece of oakum well saturated with Wonder Worker may be bound on the wound, with good results.



Scratches

Scratches, Mud Fever, Cracked Heels.—Ascertain and remove the causes. First have clean, dry stable and stall, fresh air, pure water, proper food and a tonic for the blood. *Cleanliness* is of first importance. Clean the heels with a solution of Carbo-Negus, two teaspoonfuls to a quart of warm water; in *bad cases* poultice with linseed meal, into which put a few drops of Carbo-Negus; afterwards saturate a bandage and keep wet with Daniels' Wonder Worker Lotion; reduce the grain; cooling food, roots, mash, and one of Daniels' Renovator Powders twice daily for a week, then one powder daily; in chronic cases give Daniels' Physic Ball.



Mallenders and Sallenders. — Scurvy patches on the knee and hock, degenerating with neglect into ugly sores. Wash with solution of Carbo-Negus, or bathe with hot Liniment Powder; dry up with applications of Wonder Worker Lotion. Give Physic Ball; feed bran mash and soft food, and give one of Daniels' Renovator Powders night and morning for a couple of weeks.

My Renovator, properly given, would have prevented these disagreeable skin ills.



Bruised Knees or Ankles.—Apply freely my Wonder Worker Lotion. Bandage when possible. If much swollen or inflamed, hot applications of Liniment Powder, or even hot water will prove beneficial.

Sprains, Strains (Superficial) or any soreness of the flesh or muscles.—First bathe two or three times daily with Daniels' Wonder Worker, rubbing in well. Bandage if needed, it will not blister.

Saddle or Harness Galls.—First cleanse with a wash of Carbo-Negus (tablespoonful to quart of water). This kills the poison. Apply the Wonder Worker with a small sponge at night. It's sure, and will not leave a scar or white hair. This liniment will not smart or blister under any circumstances, but cools the fevered flesh and forms a coating over the raw spot at once; repeat several times daily until cured. Feed Renovator Powders, once or twice daily, in bran mash or food, for blood or tonic. Keep the harness cleaned.

Tender Skin.—I recommend saturating the hair and skin on breast and back of green horses a few times, before working them, with Wonder Worker, as it will toughen and harden the skin.



DR. A. C. DANIELS' MEDICINES



Tender Shoulders.—Perhaps the draft is too high. Lower the staples in harness a trifle. To toughen skin, bathe the shoulder freely for a few days with my Wonder Worker Lotion.

Chaps.—Knee or hocks. Give Physic Ball; reduce grain feed; give mashes, roots, non-stimulating food; exercise easy, hand rub the legs with Daniels' Wonder Worker, and bandage. Be sure to feed Daniels' Renovator Powders daily for blood and tonic. This liniment does not blister when you bandage.

Over-Reach.—Remove jagged ends with knife or scissors; apply Daniels' Wonder Worker Lotion freely; bind up in Wonder Worker. Prompt attention and good care will save you a quitter. Feed my Renovator Powders daily for tonic and blood.

Proud Flesh cannot exist with Daniels' Wonder Worker; saturate freely, binding on and keeping wet with Daniels' Wonder Worker.

Calked Hoof or Quarters. Track Horses.—Apply Daniels' Wonder Worker as soon as possible after the accident, wetting the part thoroughly. It will soon close the wound and prevent all soreness. Hundreds of trotters in races have grabbed their quarters badly, and been laid by for weeks, if not permanently injured. A timely use of my liniment will work like a charm, and the horse will go on and finish his race, and never take a lame step from any ordinary cut. Always have a bottle in the kit; it's handy.

If not cared for at time of accident, soaking in solution of hot Liniment Powder (two spoonfuls to a quart of water) will remove the soreness and swelling, and hasten a recovery.

Prick in the Foot, Puncture, Nail in the Foot.—Remove the nail. With a sharp knife cut out around the hole in a tunnel shape; be careful to go to the very bottom of the puncture and cut large enough. Wash and syringe out with a solution of CARBO-NEGUS (one teaspoonful to a quart of water) to destroy germs, microbes or poison. Hold the foot up, pour in and fill the hole with Wonder Worker Lotion, letting it soak in. Do this last three times daily. Fill a sponge and bind it over the wound by putting a strap of zinc or thin iron over it and springing it under the shoe. If inflammation sets in, soak the foot in hot Liniment Powder (spoonful to quart of water). If a pus forms, cut deep enough to allow its discharge and cleanse with Carbo-Negus three or four times a day, afterwards filling with Wonder Worker. Keep it clean and free from germs and you need not fear lockjaw and swelling of the leg.

Greased Heels.—First, cleanliness, fresh air, pure water, good food, and a Tonic for the blood are absolutely necessary for success. Give one of Daniels' Physic Balls to clear the system; soak in a solution of Daniels' Carbo-Negus, two teaspoonfuls to a quart of warm water, for half an hour; saturate and bandage, and keep wet with Daniels' Wonder Worker Lotion. In cases of long standing, poultice with linseed meal into which put a few drops of Carbo-Negus. (To destroy "Grapes" which often prove obstinate, cut off or burn off with lunar caustic.) If the frog is diseased it must be pared to the quick, and treated as above; change the dress-





DR. A. C. DANIELS' MEDICINES

ing once a day at least. Give soft, cooling food, bran mashes, bright, clean hay and one of Daniels' Renovator Powders once or twice daily in the feed; they act on the blood and kidneys, give strength and make flesh.

Thrush.—A common ailment, due largely to neglect and surroundings. No time should be lost as no case however slight ought to be neglected.

Treatment.—Clean out and cut away all dead or diseased or detached parts; soak the foot for half an hour in a solution of Carbo-Negus (two teaspoonfuls to a quart of water). Then turn the foot up and pour in, filling the cracks around the heel and frog with my Wonder Worker Lotion; if you can wet a sponge or some oakum and hold in place by springing a piece of heavy tin under the shoe, it will help the work of healing. In any event, dress it often enough to keep it clean; it is well to give one of my Physic Balls; feed a Renovator Powder morning and night; give bran mashes, roots and soft foods. **CLEANLINESS**—don't forget it.

Canker.—Results of neglected treatment of Thrush, Quittor, Puncture, Greased Heel, etc. Instead of healthy horn and frog, fungous excrescences are thrown out with acrid discharges. This if neglected has a tendency to spread over the entire sole and it is very difficult to get the horn to grow again; much patience is required, and many times it is considered incurable.

Treatment.—All loose and detached horn and growth must be removed; even the fungous growth which can be removed without too much bleeding should be taken away with knife or hot iron. Now soak the foot in a solution of Carbo-Negus (two spoonfuls to a quart of hot water); soak for from half to three quarters of an hour; this will remove the inflammation and destroy all germ life. Then turning the foot up saturate it freely with my Wonder Worker Liniment; saturating a sponge or piece of oakum, bind upon the bottom of the foot with firm pressure by means of hoop iron slid under the shoe. Once a day dust on a little of Daniels' Canker Remedy, following with a dressing of my Wonder Worker Lotion; do not let the foot get wet after the first cleansing. Give a Physic Ball; keep in a laxative condition by giving bran mashes and proper food; give one of my **RENOVATOR POWDERS** twice daily in the food for two weeks in each month and you will be fully repaid for your efforts in this treatment.

Bleeding.—If the wound is a simple one, not on the inside of the leg (where the large blood vessels are situated), bathe and bandage with Daniels' Wonder Worker Lotion. If the wound is on the inside of the leg, the blood a scarlet color, place pads over, and bandage tightly. Get a good surgeon at once.

Speedy Cut.—Apply Daniels' Wonder Worker freely to heal. Hot fermentations with my Liniment Powder to reduce inflammation, if any exists. Open if abscess forms, and cleanse with Carbo-Negus; protect with boot. Raise condition by feed and my Renovator Powders. Wonder Worker, if applied *at once*, obviates all further treatment.

Brushing or Interfering.—A three-quarter shoe, or thin shoe on inside web, and apply freely Daniels' Wonder Worker Lotion to the abrasion. Put on a boot to protect. When inflamed or badly swollen, soak the joint in a solution of hot Liniment Powder (two teaspoonfuls to a quart of water). Feed my Renovator Powders for a tonic and to put into condition. Frequently weakness and debility are the cause of interfering. Build up the constitution.



WONDER WORKER LOTION FOR FAMILY USE

Heals all Flesh Wounds and Sores, Scalds, Burns, Bruises, Strains and Cuts; greatest cure for Piles on earth; Ingrowing Nails, Hangnails, Neuralgia, Rheumatism, etc.; destroys Proud Flesh.

Directions.—Cuts: Applied at once, the Wonder Worker will stop bleeding and close the wound, and prevent all soreness and inflammation. Keeps out germs and poison.

Sores.—Wash with solution of Carbo-Negus to kill germs; then apply Wonder Worker Liniment freely and often.

Bruises and Sprains.—Rub on freely and often Wonder Worker Lotion.

Hangnails.—Pull out the hard tissue, then apply Wonder Worker. In the morning it will be well.

Ingrowing Nails.—Soak in warm water (my Liniment Powder if convenient). Apply the Wonder Worker with soft sponge or cloth; bind it on over night.

Rheumatism.—In many cases of this painful disease nothing has ever been discovered for an outward application to compare with the Wonder Worker. Rub it in gently with the hand, and then by any convenient means heat the afflicted part. This should be repeated every hour or two until relieved.

Neuralgia.—This very "king of pain" yields to a thorough treatment with the Wonder Worker, as directed for rheumatism. It has afforded relief for the tortured nerves in a few hours, and sometimes minutes, in cases that had baffled the ablest physicians and defied all treatment for weeks, months, and sometimes years. Do not delay its use for a moment. On first symptoms of it, begin at once, and save yourself from the clutches of this indescribable devil of torture. Treat as for Rheumatism.

Burns and Scalds.—Undoubtedly many thousands of human lives might have been saved by a timely use of this wonderful healer, as, if applied at once, its action is **marvelous**. It will instantly form a coating over the flesh, keeping out the air, relieving all pain at once, and beginning to heal from the moment of its application. Ladies and children who are around the cook stove very often get a small burn which will cause great pain. A few drops of this Liniment will save hours of pain and torture.

Piles.—Many thousands of bottles of Wonder Worker have been used for this disgusting and distressing trouble, and I have never yet heard of a single instance where it did not afford immediate relief, and in a great majority of cases an ultimate cure. It has entirely and permanently cured many cases that were of many years' standing, on which, in some instances, hundreds of dollars had been thrown away in vainly searching for relief even. To any troubled to a greater or less degree with this annoying complaint, I say that one bottle of the Wonder Worker will relieve and probably permanently cure you. Try it, and tell your suffering friends the result. Obtain a small, soft sponge, fill it with the Liniment, and carefully touch the parts, say, two or three times a day. If all parts cannot be reached in this way, use a small syringe to inject a small quantity, or small brush.

This Liniment will stain clothing, but will always heal and relieve.



Vertigo, Meningitis, Mad Staggers, Etc.

Vertigo.—Caused mainly from unsanitary stables, fatigue, injuries and indigestion. Some highly irritable and sensitive horses are predisposed to it. Usually occurs in hot weather or early in the summer.

Symptoms.—After having been lively and active, becomes at once heavy and indolent, seeks seclusion, if in the stable, and is dejected. Eyes fixed and stupid, half closed, forgets himself and all else, head down. If moving, gait heavy, dragging and unsteady, lifts feet absurdly high, walking like a machine, grows worse along these lines, leans to one side in walking, fore legs beneath the belly. Eats only a little of what he takes up, drinks plunging head deep into the water. Seems to be lifeless, oblivious to everything. No fever and pulse low, breaths slowly, we may say extreme dizziness or giddiness, to distinguish from other brain trouble.

Treatment on the Road.—Stop at once, loosen the check-rein and throat latch, allow the animal to stand quietly. If you have a box of my Colic Cure under the wagon seat, give him 3 or 4 30-drop doses of No. 1, at intervals of ten minutes.

If not soon recovering, lead to a stable. As soon as quieted, get him home into a roomy stall. Give a few more doses of Colic Cure, No. 1. If cold, cover with warm blankets. When feeding, give warm bran mash, adding one of my Renovator Powders. If constipated, a dose of linseed oil and bran mashes, good clean oats and hay, adding my Renovator Powders twice a day for a week, lump of salt, plenty of pure, cold water.

Brain Troubles, Encephalitis.—Inflammation of the brain, Acute, begins by nervous excitability, sensitiveness to noises, muscular twitching, spasmodic movements, short sight, convulsions, and deliriums, or stupor may prevail, and conditions grow worse for 12 hours, when death ends the suffering. Persistent constipation, and retention of urine, are marked symptoms of brain troubles, also high fever. In the chronic form, the disease comes along slowly, no excitement, but stupidity. Throws up and shakes his head, slow in all his movements, perhaps paralysis of limb, face or neck, continues for several days thus, until it assumes the acute stage and terminates fatally.

Meningitis, Mad Staggers.—Acute form appears suddenly, with violent symptoms, the flying back and plunging ahead regardless of surroundings, quivering all over, followed by rigid muscles, along the neck and back, head held up, eyes back in their sockets, convulsions, delirium, coma and death, urine discharged in spurts, fever high. You may distinguish Meningitis from Encephalitis and Cerebritis, because there is no local paralysis or coma until near death. All the brain troubles are similar in symptoms, all are extremely difficult in treatment, nearly all terminate fatally in a little time, hence avoid those things liable to affect the brain.

DR. A. C. DANIELS' WORM KILLER.

FOR HORSES



Packed in the Yellow Carton
with the White Edge

horse is weakened or low, either from over-work, neglect, irregular and poor feeding, *there* the conditions are favorable for the worms to increase and multiply, and not only irritate the horse to an alarming extent, but eat up and destroy or rob him of health and strength.

I am of the opinion that every horse has at all times more or less worms, but not in such an abundance as to cause annoyance. They are mostly found in the stomach and bowels, but are met with in almost every part of the body. Investigation shows there are over thirty kinds of worms that infest the horse. There are but three or four kinds that are common. Understand me to say that when the condition of the

The Round Worm, resembling the common earth worm in size and shape, sometimes reaching a foot or more in length, inhabits the small intestine and the stomach. Probably a *few do little, if any, injury*, but a large number impair digestion, the stomach gets out of order, and the horse is soon out of condition, and runs down with no visible cause. I consider this worm the cause of many horses having fits and staggers, and consequently very dangerous.

Symptoms.—Rough and staring coat; spirits depart; appetite poor; food passes half digested; often scours; sometimes eats ravenously; hide bound; skin often covered with blotches; looks back at his sides with an uneasy nervous appearance; gnaws and bites at the manger, crib, or anything he comes in contact with; rubs his tail against the stall or anything convenient; will not take on flesh.

Whenever your horse seems in a run-down condition from no visible cause, shows *any* of these symptoms, save time and money by treating at once for worms.



Common Round
Worm




A Symptom of Worms

Oftentimes and with some horses it is very difficult to get rid of the Worms, but with my treatment and WORM KILLER, you are sure of success if you patiently follow my instructions.

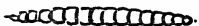


Treatment.—*Always cut down the feed.* In ordinary cases feed one day, morning and noon, with nothing but Bran Mash, adding one of my RENOVATOR POWDERS each time; after which, small warm Bran Mash, with one dose of my WORM KILLER (use two doses for horse of 1,200 or more); repeat in six hours; then give one of my PHYSIC BALLS, or dose of linseed oil, after which you will be pretty sure to find satisfactory results. In very obstinate cases and where this treatment has failed to give results, repeat the treatment in about three days or a week. I have NEVER known a case where this treatment failed.

After getting rid of the worms, your horse will need a good tonic and strength-giving food; give good oats, into which twice a day put one of my RENOVATOR POWDERS; good food and allow plenty of fresh air. Under no circumstance *feed grain or hay* while you are treating for worms; plenty of fresh water. Let your horse rest a day or two while treating for worms.



The Needle, or Pin Worm.—A small white worm, from one to two inches long; breeds in the colon and rectum, often appearing in tens of thousands. They are



White or Needle Worm

very irritating to the horse when in the rectum, causing great uneasiness and rubbing of the tail. It is hard to reach this fellow by way of the stomach, as all medicines have to pass through the glands and organs of digestion and assimilation, and nearly all its

properties are supposed to be taken into the system before the rectum or large bowel is reached. It is so much more convenient to give the Worm Killer in the feed, than by an injection, that in general people prefer to try this method first, and usually with first-class results; but in many cases it is necessary to give the Worm Killer in form of an injection. In this case it is best to proceed just after the horse has evacuated his rectum. Dissolve two doses of the Killer in two quarts of boiling water; after ten minutes add cold water enough to bring it to blood heat, and inject it into his rectum, keeping it there a few moments. Repeat this treatment in eight or ten days to kill the brood that will hatch out in the meantime. Colts should have one-half a dose, more or less, according to size and age. The Worm Killer can be fed to brood mares with perfect safety. Thousands, yes, millions, of horses that have no visible signs of worms are literally alive with them, and if these powders are fed according to directions these worms will be thrown off, and the horse will improve at once. On the other hand, because you notice that your horse passes a worm occasionally, it is not a certain indication that he is "wormy" in the ordinary sense of the word; but it is always good judgment to treat for worms at least indications. The action of this medicine is most scientific, for while dispelling the worms, it tones up the stomach and alimentary canal, and improves the general condition of the horse. Hence, give one powder daily in the feed for a week or so after worms are destroyed.



Bots are said to be the larvæ of the gadfly. They are a subject of much discussion. Whatever their nature or origin may be, certainly to the horse attacked with them, they are a pest, causing inflammation of the lungs, colic or mad staggers. Symptoms similar to colic.



Easily avoided with
Daniels' Renovator.
Quickly removed with
Daniels' Worm Killer

Treatment.—Give Worm Killer in warm bran mash, keeping the horse without food for twelve hours previous; in ten minutes give six ounces of salt in a quart of warm water. Mix liberal quantities of salt with food during treatment, which may take four to six weeks; if in pain give Daniels' Colic Cure. In all cases feed the Killer as previously indicated. Always feed Daniels' Renovator to invigorate and strengthen the blood and build up his condition. This treatment followed will shortly put your horse in fine condition, and you will enjoy him in stable, field or harness, while he will enjoy life. Keep the horse in good condition with clean food, good water and air and frequent doses of Renovator Powders, or he will again have worms, no matter if you drive them all out by treatment.

Skin Diseases of the Horse

Are many, and are caused in general by neglect, poor feeding, poor surroundings, etc., which tends to a run-down condition, bad blood with its attendant diseases.

Treatment in all skin diseases must be for better blood, clean and wholesome surroundings, fresh air, water and diet is important, as indicated below.

Skin diseases are termed according to appearance, as follows:

Erythema.—Simple redness, with heat and dryness; *no eruptions.*

Treatment.—Nourishing diet; give Daniels' Physic Ball; bran mashes with a Renovator Powder often, once a day at least, for the blood; put a Renovator Powder in feed twice daily; it is better to wash the skin with a solution of Daniels' Veterinary Carbo-Negus, two spoonfuls to a quart of warm water.

Papules.—Congestion with *small pimples.* Treat same as for Erythema.

Eczema.—*Eruptions* with blister, *straw-colored fluid,* forming a *yellowish* scab around the roots of the hair.

Treatment.—Most usual on limbs and heels. Give Daniels' Physic Ball; feed bran mashes twice daily, adding one of Daniels' Renovator Powders for a week; good clean oats; clean hay, with roots; if debilitated, give few doses of No. 1 Colic Cure first day, at intervals of half hour, repeating two or three days; wash sores with solution of Carbo-Negus; wipe dry, and keep wet with Daniels' Wonder Worker Lotion; give particular attention to feed and cleanliness. In some cases my Mange Specific gives best results.

Pustules.—Eruptions with small sack of creamy white pus at the point of eruption.

Treatment.—Give Daniels' Physic Ball; care as to feed; bran mashes with Renovator Powders twice daily first week and often afterwards; good oats; clean hay, and keep up Renovator Powders twice a day, for two or



DR. A. C. DANIELS' MEDICINES



three weeks; give roots and soft foods; bathe the swellings with Wonder Worker Lotion.

Nettle-Rash, Surfeit Buds.—Cutaneous nodules, in size from a hazel to a hickory nut; seldom form blister or pustule.

Treatment.—Clear the bowels with one of Daniels' Physic Balls; look to feed, soft foods, bran mash with Renovator Powders twice a day; use Wonder Worker on the swellings; give care to grooming, air and surroundings.

Scaly Skin.—Dandruff, Mange, etc.

Treatment.—Daniels' Physic Ball; bran mash with Daniels' Renovator Powders twice daily; good clean oats and hay; fresh air and water; care as to cleanliness; wash the skin with a solution of Carbo-Negus and use Daniels' Mange Specific for salve.

Nervous Irritation of the Skin.—Common in summer, showing pimples at mane and tail.

Treatment.—Give Daniels' Physic Ball; bran mash with Daniels' Renovator Powder every day for a week or more; good oats and hay; roots and soft food, if possible, but be sure to give a Renovator Powder twice daily in the feed; wash with solution of Carbo-Negus to allay inflammation.

Herpes.—Small eruptions in clusters, drying up. Give Physic Ball, bran mash and soft foods with Renovator Powders often for two or three weeks; good hay and oats; wash with solution of Carbo-Negus to cleanse and heal.

Ringworm.—Small circular patches, run together at times, contagious. Give Physic Ball. Wash with strong solution of Carbo-Negus after removing the scab; take fifteen grains of oxalic acid to one ounce of water, and apply frequently to the sores; keep clean with these two washes; feed and care required; bran mash and soft food are requisite; give Renovator Powders twice daily in the food for a few days.

Mange, Itch, Psora, Scabbies.—Acari breeding and burrowing in the skin, of which there are several kinds. Wash with solution of Carbo-Negus (three spoonfuls to quart of warm water), using a stiff brush. Rub well into the skin Daniels' Mange Specific; give Physic Ball, and tone up the blood with Renovator Powders twice daily in the feed; bran mash, soft food, good oats and clean hay should be the diet.

Baldness.—Take half a drachm of iodine, eight drachms vaseline, mix and rub every two or three days well into the skin. In many instances my Gall-Cura will grow the hair where nothing else will—just rub it *well into* the skin.

Sitfasts.—Hard insensible tumors, sometimes termed marbles. Rub in a lump, or a bit of Daniels' Absorbent Blister, or dissect out and dress with Wonder Worker Lotion; feed Renovator Powders twice a day in good food for two or three weeks. Use for *any and all skin ills* my Carbo-Negus for external and my Renovator Powers for internal treatment.

DR. A. C. DANIELS'

ABSORBENT BLISTER AND BUNCH REMOVER



Is not a caustic and will not disfigure, and can be used easily, without injury or blemish. The great number of horses in use having enlargements upon the legs, etc., such as *Spavins*, *Curbs*, *Splints*, *Callouses* and *Thickened Ankles*, has caused an endless demand for a convenient and inexpensive absorbent for the removal of these injuries and blemishes, until I had formulated an *Absorbent Blister*, which I

have put up in convenient form and can recommend as superior to any *caustics*, *mustards*, or other harsh and *injurious articles* on the market sold with much advertising for the removal of those defects, which they *seldom accomplish*. The object desired is not to make your horse suffer, but to *remove* the enlargement, swelling or bunch, and not *scar or disfigure* the animal. *This remedy* is designed to create, first, an irritation, and, secondly, to absorb the thickened cartilage. The severity of the blister is regulated by the quantity applied and *how thoroughly and long it is rubbed in*. It is better in the beginning to go carefully, and at first apply but little and rub it in well, and watch results, as the treatment can be repeated any number of times until the desired result is obtained. Only one leg or spot should be treated at a time; and the hair should always be closely cut or shaved. **Never blister** with anything when it is **highly inflamed** or shows signs of **erysipelas**. If the blister should cause the horse too much pain or irritability, or loss of appetite, wash the blistered part with warm solution of Carbo-Negus (teaspoonful to quart) and smear the sore with vaseline.



Always be careful to tie the horse in such a way that he cannot bite the blistered place, which he will always try to do, and will get himself into the most curious positions in order to do so. Many fine horses have disfigured themselves for life by biting and tearing at a small blister. It is many times desirable to hitch their tails to keep them from twisting around their hind quarters. *Let the part get well and the scabs fall off themselves before using the blister the second time*. If the blistering was insufficient and another is required, do not use quite so much or rub it in as hard in using it the second time, as the skin will not yet be as tough as before. *Follow directions* and you will be pleased with the results.

Directions for Applying my Absorbent Blister and Bunch Remover.

If any inflammation exists, remove the same before using a blister. A solution of my Liniment Powder (two tablespoonfuls to a quart of hot



water) will always reduce the inflammation if freely applied, or a solution of my Carbo-Negus (spoonful to quart of hot water) disinfects and destroys germs and makes a splendid wash.

In these directions I strive to advise the best to obtain the best results, but you can use my Absorbent without any of the above suggestions and obtain better results than from the use of any caustic, absorbent or blister on earth in removing Swellings, Bunches, Enlargements, Curbs, Splints, Spavin, Ringbone, Thoroughpin, etc., or in treating sand and quarter cracks, split hoof, or for any use where a blister is of service.



Directions.—Cut away the hair and wash the place intended to blister clean. With the fingers rub in well for fifteen minutes some of my Blister, wiping off with cloth any adhering to hair. Apply vaseline around and below, to prevent unnecessary irritation. Let alone for two weeks, unless the skin shows extreme tenderness and cracks, in which case apply my Wonder Worker Lotion, or a little of my Gall-Cura.

P. S.—If you feed one or two doses daily of my RENOVATOR POWDERS whenever you blister or fire, you will be more than satisfied with the results; it is a tonic to the system, makes good blood, and acts upon the kidneys, bladder and stomach, keeping the horse in condition.

For Swellings.—Showing hard, tough condition, if *inflamed* remove as directed above, then apply the blister, repeating two or three times at intervals of twelve days, or two weeks if required.

For Soft Bunches.—If *inflamed*, reduce as directed above, then apply the Blister to the affected part freely as directed, repeating two or three times (if necessary), at intervals of two weeks.

For Enlargement.—Reduce the inflammation, then apply the ABSORBENT repeating at intervals of two weeks until reduced.



Curb

Curb.—Is a hot, hard and painful swelling at the back of the hind leg, three to four inches below the hock. Result of sudden strain or blow, and will lead to lameness. Bathe freely with hot applications. Bandage and keep constantly hot and wet until the inflammation has subsided, then apply the Absorbent Blister, and repeat the blister two or three times if required. High heel shoe, no toe-pins.

Side-Bones appear on either side the foot, at the coffin bone; origin similar to splints or ringbone. If neglected, become incurable.

Treatment.—Rest, hot baths, or soaking in my Lini-ment Powder or even hot water, two or three days, to reduce inflammation and soreness; then apply Absorbent Blister to coronet, repeating two or three times at intervals of ten days or two weeks. There is no cure if bones have become carious.



Side-bones



Splints.—Splints are found usually on the inside of the fore leg, from the knee downward to about the third principal canon bone, although they sometimes appear on the outside of the leg, and sometimes on the hind leg. Sometimes they are the cause of frequent lameness, though not in every instance. But it is a lameness peculiar to itself. Not continuous. Intermittent in character. More noticeable when the animal is warm than when he is cool. *If near the knee joint* it will become aggravated when the animal is put to work. Splints are the result of blows, bruises or external hurts, and from overstraining or excess of labor in young animals, and are of the most common occurrence. It is rarely, in large cities, that a horse cannot exhibit one or more specimens of some form of splints.



Splint

Treatment.—Where lameness and inflammation exist it is best to reduce the inflammation (copious applications of hot Liniment Powder, or even hot water), then apply the Absorbent to the bunch as directed. Repeat in two weeks if necessary.

Ring-bone is found in and about the coronet, and often extends quite around in a ring. The result of severe labor in early life, or may be the cause of bruises, blows, strains or other accidents. It may originate in heredity. A ring-bone is worse than a splint, and more difficult to treat. In fact many of them are incurable. Some are found as a bunch quite up to the fetlock joint, others down close to the border of the foot; those of the first named appear as a convex swelling, those low down, sort of a thick ring, others a sharp projecting swelling on either side of the coronet.

Treatment.—Allay the inflammation and then apply my Absorbent Blister. Repeat two or three times at intervals of two weeks. If neglected they surely become incurable, hence prompt action at first sight.

Spavin is an exostosis of the hock joint. Usually occurring on the anterior and internal part of the joint, but may appear on the upper part of the hock, or possibly a little below the inner side of the lower extremity of the shank bone, forming what is known as a high spavin, or may form just on the outside of the hock and become an outside or external spavin. Or the under surface may become the seat of the deposit, involving the internal face of the hock or the hock bones. The hock may be spavined and still retain its perfect form, in which case it would show no perceptible enlargement, thus forming an occult spavin. I consider a spavin the most serious of all leg troubles, and when *once fixed there is no known remedy for their removal*. Hence, when once they are discovered treatment should be vigorous, effective, and to the point. Among early signs may be noticed a peculiar position when at rest, soon becoming habitual, suggesting some hidden cause. In this position the lower part of the leg is carried forward, and the heel of the foot resting on the toe of the opposite foot. An unwillingness in the animal to move from one side of the stall to the other. When driving assumes a sidelong gait between the shafts. Acts strangely when at rest. Often in the stall will pose with toe pointing forward, heel raised, and toe flexed. A slight lame-



Spavin

ness when backing out of the stall. Lameness not noticeable after a short distance of travel. Considerable inflammation at times. Close examination will locate an enlargement at the junction of the hock and canon bones on the inside and a little in front. When your horse shows a peculiar or new position while standing, makes a habit of it, say the heel of one foot resting on the toe of the other, dislikes to move from one side to the other of the stall, begin to look for Spavin. When moving does he do so with a sidelong gait? When he stops does he stand with toe pointing forward, heel up, fetlock flexed? Look for Spavin. A cure all depends upon treating before the Spavin has become "fixed," hence it is safe to treat all suspected cases of Spavin at once; even when in doubt treat for the Spavin, no harm can come from timely efforts, and you will be on the safe side. *Remember in all and every case you must give complete rest or the treatment will not avail.* A Bone



Bone Spavin

Spavin, in forming, grows rapidly and persistently.

Treatment.—*To be successful requires absolute rest.* Probably a month or longer. Alternate hot and cold applications of Liniment Powder or hot and cold water, and apply my Absorbent Blister thoroughly. Repeat two or three times if necessary. Bear in mind all the time that you are not curing a Spavin, but curing a lameness.

For Curb, Thoroughpin, Bunches and enlargements of any sort, remove the inflammation if any exists, then make two or three applications of my Absorbent (as directed above) as the case may require. You will perhaps sometimes fail in removing some of these troubles, *but rest assured, if they cannot be removed with my Absorbent, nothing known to the profession will remove them.*

Cartilages.—Thickening of the lateral cartilage. Each side of the foot there will be found a strong cartilage; pressing the edges close up to or in the edge of the hair around the hoof, one can easily feel them. By contraction or pressure these often become inflamed, thicken and ossify, bringing on tenderness and lameness.

Treatment.—Remove the inflammation (by soaking in hot water as usually indicated in this work) and apply Daniels' Absorbent Blister. It may require two or three applications in some cases.

Cocked Ankles, Knuckling.—No doubt a partial dislocation of the fetlock joint. Colts are prone to this trouble and horses with erect pasterns are likely to be afflicted, as they age. Horses with faulty conformation of foot, toe short and heels high, diseased tendons and suspensory ligament again account for it.

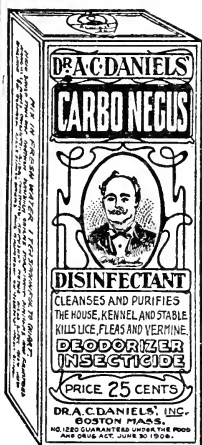
Treatment.—In young colts let nature do the work; use ordinary care and their legs will straighten in a short time. Shoeing is the principal thing, shorten toe, leave the heel high, shoe thin at the toe, with high heels, apply my Absorbent Blister, from one to three times at intervals of two weeks. Oftentimes repeated applications of my Oster-Cocus Liniment will produce satisfactory results.



Curb

DR. A. C. DANIELS' CARBO-NEGUS

Is a Germicide, a Styptic, a Detergent, a Disinfectant,
a Purifier, Deodorizer, an Antiseptic
and Insecticide



Disease and Death is hastened by the presence of decay of any kind, accumulations of filth and decaying matter, and all substances that emit stench are hotbeds of disease. The germ danger is so widely recognized by authorities in the present age, it seems hardly necessary to remind the reader of the great importance of destroying all foul matter on discovery, the urgent need of disinfecting the premises, and above all,

the importance of cleansing and disinfecting sores and wounds of any kind, and keeping them clean.

My Carbo-Negus is the greatest cleanser for sores, etc., on earth. It should be used always for cleansing and disinfecting any Abscess, Sore, Harness Gall, Quittor, Fistula, or wound of any kind, *before trying to heal or cure with any remedy of whatever nature.* No remedy, however good, can do its work while such sore or wound is poisoned by dirt, grease, proud flesh, etc. Remove these and you can heal almost by nature. Nothing ever invented or discovered can approach my Veterinary Carbo-Negus for this work. It is not only carbolic acid, but a combination of the most powerful and searching disinfectants known to science, and *no stable should be without it.* It prevents the spread of Tuberculosis, Pleuro-Pneumonia, etc.; destroys Sheep Ticks; excels every known remedy for Mange. Not only prevents, but of great aid in treatment of Hog Cholera. Foot rot in cattle or sheep cannot exist in its presence. Cholera, Roup, Gapes in poultry. For Lice, Itch, Mange, Abortion in cattle. For Fleas, Lice, Mange, Canker in dogs. For Scab, Ticks, Lice, Maggots, Foot-Rot, Worms, in Sheep. Maggots or lice are destroyed at once. Humors and Skin Diseases are easily overcome by its use. Acari or germ in horses' manes and tails (causing them to rub) are destroyed at once. Destroys the eggs (larvæ) of flies.

Wash your horses and cattle with a weak solution of my Carbo-Negus, and they will not take the larvæ into the system and have bots. The horses and cattle washed in a solution of Carbo-Negus will not suffer from annoyance of flies. Before milking wash your cow with a solution of Carbo-Negus; flies will wait until after milking. Soap and soap powders as a cleansing wash are not a disinfectant or a proud flesh and germ destroyer. Carbo-Negus is a cleanser and purifier, a germ and proud flesh destroyer, and a healer. Less expensive, safer and better than carbolic acid, iodoform, peroxide of hydrogen, or other advertised disinfectants.

Important Directions For Veterinary Use.


To Cleanse and Disinfect Sores, Ulcers, Cuts, Wounds, Galls, etc.—Wash and syringe all sores thoroughly before applying any remedy. First put into condition to heal, then keep clean by freely washing in solution of one tablespoonful of Carbo-Negus to quart of water.

Lice or Mange on Horses, Cattle or Dogs.—Put two tablespoonfuls into a gallon of water. Apply thoroughly with a stiff brush. Repeat in three days.

Tuberculosis, Pleuro-Pneumonia.—To prevent the spread of these terrible diseases wash the hide thoroughly twice a week, or oftener, with solution, 2 tablespoons to quart of water; sponge out nose and mouth. Wash all tubs and mangers twice a week. *Sprinkle freely all about stables* two tablespoonfuls Carbo-Negus in a pail of water.

Leucorrhoea.—The result of continued sub-acute inflammation of the mucous membrane of the womb. The discharge contains forms of bacteria or germ life, which must be destroyed before effecting a cure. Treatment consists in the use of tonics for the system and blood. I recommend my Renovator Powders, two doses daily for two or three weeks. Give bran mashes frequently. Wash out the womb, using a quart of warm water, into which put 1-2 ounce of permanganate of potash or one-fourth teaspoonful of Carbo-Negus, repeating twice daily for as long as the discharge is noticed.

Stings and Bites of Insects, Bees, Wasps and Hornets.—Paint the part affected with Carbo-Negus (full strength) every hour and allow to dry, until pain ceases.



Purifying the Stable.—Sprinkle daily with solution of Carbo-Negus around the stable and floor; keep the stable clean and sweet. Two spoonfuls to gallon water.

Maggots in Neglected Wounds or Sores and in Sheep.—Clean out with solution of Carbo-Negus. One tablespoonful to quart of water.

For Thrush and Foot-Rot.—A gill of Carbo-Negus to a pint of water. Bathe thoroughly night and morning, or oftener if possible.

For Scratches.—A gill of Carbo-Negus in a gallon of water. Wash thoroughly and wipe dry. Be sure to cover the raw surfaces with Wonder Worker Lotion after washing.

For Prick or Nail in the Foot.—Soak the foot in solution of one gill of Carbo-Negus to two gallons of water. Pack the opening with oakum or sponge wet with Wonder Worker Lotion.

For Tails and Manes.—Wash thoroughly with a solution of Carbo-Negus, one tablespoonful to a quart of water, two or three times daily.

For Leg Wash after hard driving.—Two teaspoonfuls to a quart of water. Thoroughly wash, and rub. Prevents swelling and stimulates circulation.

For Greased Heel.—Treat same as for scratches.

For Collar and Saddle Galls.—Wash thoroughly and often. Two teaspoonfuls to a quart of water, after which apply Wonder Worker Lotion. Wash the inside of the collar with same kind of solution every day.

DR. A. C. DANIELS' MEDICINES

For Cuts, Wounds and Sores.—Wash with a solution of two teaspoonfuls of Carbo-Negus to a quart of water several times daily.

For Inflamed or Fevered Surfaces.—Wash with a solution of two teaspoonfuls to a quart of water several times daily.

As a Body Wash.—Sponge the animal with solution of two tablespoonfuls of Carbo-Negus to half pail of water. It leaves the skin in a bright condition.

To Keep off Flies.—Sponge the horse all over with solution of two tablespoonfuls to a gallon of water. The flies will not trouble until the strength is evaporated.

For Washing Carriages, Harnesses, and all Stable Appliances.—Use a gill of Carbo-Negus to a gallon of water. It will purify and preserve.

For Dog Kennels.—Wash walls and floor with a solution of two tablespoonfuls to a gallon of water. It will make the kennel sweet and clean.

For Fleas, on Dog or Cat.—Wash the animal with solution of two tablespoonfuls to a gallon of water. Wash thoroughly for a few minutes, then rinse with clean water. Repeat in a week or ten days. Two or three treatments will always rid your dog or cat of fleas.

For Mange, which is difficult to cope with. Wash with solution of one gill of Carbo-Negus to a gallon of water. Soak and rub it in thoroughly and well. When the skin is diseased only in spots after one washing all over, use a sponge and wash the affected parts several times daily and apply my Mange Specific.

For Sores and Wounds on man or beast, wash three or four times daily with solution of two teaspoonfuls to a quart of water.

For Hen Houses and Hens

Lice.—Sprinkle, with solution of one teaspoonful to a quart of water, the floors, roosts and nests. Sprinkle the birds when possible. When white-washing, put a teaspoonful of Carbo-Negus to a gallon of whitewash.

For Cholera.—Isolate the birds. In drinking water put five drops of Carbo-Negus to a quart. Sprinkle the coop well, and have the air heavily impregnated with Carbo-Negus. Do this by having pans filled with solution on the floors, and wet blankets or cloths with the same, and hang them about the premises.

For Swine

Hog Cholera.—Sprinkle several times daily the pens, troughs, etc., with solution of Carbo-Negus, say a gill to a gallon of water. This will prevent the contagion from spreading.

Itching on Swine.—Wash thoroughly with solution, tablespoonful to a quart of water, two or three times a day.

Lice.—Wash thoroughly with solution, two teaspoonfuls to a quart of water, twice daily. Sprinkle the pens often with the same solution.

Mange on Swine.—Thoroughly wash the hide (use a stiff brush) with solution one gill of Carbo-Negus to gallon of water, four to six times daily. Wash all pens and troughs with same solution. This is a contagious disease.



DR. DANIELS' CARBO-NEGUS

THE GREAT MICROBE AND GERM KILLER

For Purity in the House. Preserves Health in the Family. Ensures Cleanliness, Prevents Contagion For Use in the Cellar, Kitchen, Pantry, Parlor, Chambers, Attic and A Thousand Uses

The use of some sort of disinfecting fluid or powder has become recognized by all authorities as of the utmost importance in treating all forms of disease, in all surgical operations, in healing wounds or sores on mankind and animal, in preventing the spread of all forms of contagion, in purifying all sorts of places, things and substances. In fact, properly disinfected surroundings insure good health, strength and happiness. Hence, the importance of securing the best form of disinfectant. Dr. Daniels' Carbo-Negus destroys all forms of germ life or microbe wherever existing, arising from cholera, diphtheria, typhoid, scarlet fever, dysentery, etc.

Carbo-Negus is king among the long array of disinfectants, many of which are close imitations of Carbo-Negus in color, aroma, and general appearance. Carbo-Negus, however, is easily proven superior to any similar disinfectant fluid. Carbo-Negus is the original from which nearly all similar fluids are produced, and as a consequence retains more of its original strength, purity and medicinal qualities than any of the numerous imitations so freely advertised. Carbo-Negus solution is non-poisonous, leaves no stain or blemish on the finest fabric, can be safely used on bedclothes, furniture, carpets, draperies, etc., without fear of damaging them in any manner. Carbo-Negus is the most powerful disinfectant known to science, destroying all disease germs, microbes and septic poisons in its path. Chemists, medical officers, and sanitary authorities all over the world recognize Carbo-Negus as the safest and most reliable disinfectant known to science. Carbo-Negus will keep your sewer sweet and clean, the air of bedrooms, school-rooms, dwelling-rooms, kitchens, workshops, barracks, railway cars, steamboats, hotels and public buildings free from odor and contagion. Carbo-Negus is of the greatest value in disinfecting cellars, dog kennels, cattle-sheds, barns, stables and henneries, markets, stores, etc. Managers of public buildings, hospitals, etc., find Daniels' Carbo-Negus the most satisfactory disinfectant, cleanser and purifier in the world.

Carbo-Negus is strictly a medical disinfectant and users of Carbo-Negus find its use multiplying so rapidly it becomes an actual necessity to the comfort of the household. "Good for a thousand uses" is the common way of speaking of Daniels' Carbo-Negus.

DIRECTIONS FOR MEDICAL USE

Catarrh.—Draw gently up into the nostrils, three times a day, a few drops of a solution composed of three to five drops of Carbo-Negus in a half pint of warm water, and gargle the throat with same sort of solution.



DR. A. C. DANIELS' MEDICINES



Whooping Cough.—Keep solution of Carbo-Negus about the room in open vessels, renewing daily. Internally: Two drops of Carbo-Negus in a glass of water. Dose one teaspoonful every hour. No better remedy for whooping cough.

Ringworm.—The Ringworm is a vegetable parasite, which may quickly be destroyed by a few applications of Carbo-Negus. Paint the worm with Carbo-Negus night and morning by means of the finger tips dipped into the fluid, full strength. In a few days the spot will become sore, consequently use less of the Carbo-Negus, and it will soon heal and the ringworm disappear.

Pimples and Face Eruptions.—Bathe the face freely three times a day in a mixture composed of a teaspoonful of Carbo-Negus to each quart of water used.

Warts and Corns.—Can be quickly softened and will disappear entirely after a few applications of Carbo-Negus, applying the strong fluid to the corn or wart by means of a splint of wood or brush as often as convenient, but not less than twice daily, touching just the corn itself.

Chilblains.—If the skin is not broken anoint the feet or hands with Carbo-Negus night and morning, allowing it to remain on ten minutes, then wash off with clean, warm water.

Chapped Hands.—Wash in a solution of Carbo-Negus (one teaspoonful to each quart of water). Nothing heals and softens the hands more quickly.

Burns and Scalds.—Foment with a mixture of ten drops of Carbo-Negus to each pint of water used.

Sore Throat and Bronchitis.—A teaspoonful of Carbo-Negus to a quart of water and gargle the throat two or three times a day.

Wounds and Sores.—Wash with solution of one teaspoonful of Carbo-Negus to a half pint of water several times daily.

In Treating Skin Diseases, pimples, face eruptions, scrofula, sores, chapped hands, burns or scalds, ivy poison, chilblains, frost-bites, nettle-rash, or any disease on the surface of the body, you will obtain instant relief and effect a speedy cure by its use. Use a teaspoonful of the remedy to a quart or more of water, and bathe the parts affected three times a day. Wash in clear water one hour after using.

For Diseases of the Mucous Membrane, like catarrh and sore throat, use a solution of ten drops of Carbo-Negus to a pint of water three times a day. It will do wonders for you.

Men.—Carbo-Negus used as a douche or injection, in a solution half a teaspoonful (use less if too strong) to two quarts of warm water, will prevent and cure all discharges, inflammation and pain.

Women.—For women Carbo-Negus used as a vaginal douche in a solution half a teaspoonful to two quarts of warm water will positively prevent and cure all discharges, inflammation and pain. Unequaled for Leucorrhœa.

Dandruff.—As a scalp wash nothing equals a teaspoonful of Carbo-Negus mixed with a quart of water; cleans the scalp; prevents falling hair.

Insect Bites and Mosquitoes.—Paint the parts stung, etc., with Carbo-Negus and allow to dry on until pain ceases.

Flies.—Every family is afflicted more or less by flies, moths, bedbugs, buffalo bugs, ants and other insects. To destroy these pests, use one gill of



DR. A. C. DANIELS' MEDICINES



Carbo-Negus to each gallon of water, and wash thoroughly the floors, base-boards, bedsteads, and sprinkle the carpets, clothes and furniture. For flies, sprinkle the floors of the kitchen, wash-room, or other places infested by them with a solution, and they will disappear as if by magic.

Lice.—Wash with a solution of Carbo-Negus (one gill to every quart of water).

Ivy Poisoning.—Apply to the parts affected Carbo-Negus, and allow to soak ten or fifteen minutes; wash off with clear water.

Itching.—Use as a wash Carbo-Negus (one teaspoonful to each pint of water).

For the Bath and Washing the Hair.—Add a teaspoonful to each gallon of water. Nothing can be better. Kills odors and cleans.

Fetid Feet.—Wash and soak the feet in a solution of Carbo-Negus (one tablespoonful to each quart of water). Cures blisters and sores.

In Typhoid Fever, Dysentery, Yellow Fever, Cholera, or any Contagious Disease.—The evacuations should be received in chamber, or pan and immediately covered with Carbo-Negus solution in the proportion of half pint to gallon of water.

Floors and walls are easily disinfected by putting in the scrubbing water a little Carbo-Negus, about half-cup of Carbo-Negus to gallon of water.



For the Sick Room.—To prevent the spread of infectious diseases, such as Cholera, Scarlet Fever, Measles, Grippe, Diphtheria, Smallpox, etc., wash floors and walls and sprinkle freely everywhere. Hang clothes dipped in this solution about the room. Spittoons and chamber vessels should always contain this mixture. Wet all cloths and dishes with solution before removing from the room. Put one or two tablespoonfuls into a pail of water.

No family can get along without Carbo-Negus. Once in the house you will always use it.

To any one who recognizes the importance of cleanliness, or has ever used Carbolic, Lime, Iodoform, Peroxide of Hydrogen, Sulpho-naphthol, Carbo-anything, or other antiseptics, I say try Carbo-Negus once; it will tell its own story of value.

A FEW OTHER USES FOR CARBO-NEGUS IN THE HOUSE

Ice Boxes.—Wash with a solution of two tablespoonfuls of Carbo-Negus to a quart of water. This will thoroughly cleanse the ice boxes, destroying all disagreeable odors. After washing, rinse with clean water, and allow to remain open for a few moments, and the ice box will be pure and sweet.



Pure Air in Basements and Cellars.—You can remove foul odors and dangerous gases from basements or cellars, drive away the flies and kill all disease germs, by using a few spoonfuls of Carbo-Negus to a pail of water, and sprinkling the floors, walls and recesses, and by pouring water containing some of the solution in the urinals, privy-vaults and sink-drains. For this purpose, use one part Carbo-Negus to seventy-five of water.

DR. A. C. DANIELS' MEDICINES

Kitchen Odors.—Oftentimes disagreeable odors arise from the kitchen or cook room where food is being prepared, and permeate the whole house, rendering the air offensive and annoying to the family. These can be prevented or removed by Carbo-Negus, and I would especially recommend it in all cases where odors are prevalent, as it acts by combining with the causes of the smell, rendering it inert, and, by its germicidal action in destroying micro-organisms, it prevents the development of gases that give rise to objectionable odors. Use one part of Carbo-Negus to one hundred of water in washing the floors and all cooking utensils, and the kitchen will smell as sweet as the drawing-room or parlor.

For Ash Barrels, Swill Buckets, etc.—These should be kept free from germ disease. Sprinkle them with solution of half pint of Carbo-Negus to a gallon of water frequently.

During the Summer Months the many foul odors that arise about the premises, resulting from decaying vegetation, stagnant water, sour swill-barrels, filthy pigsties, neglected stable vaults and water-closets, render the constant use of disinfectants and deodorizers necessary in keeping our homes healthful and preventing disease.

Water-Closets.—To each gallon of water add one-quarter of a gill of Carbo-Negus, and thoroughly flush the bowls each night and morning.



Kitchen Sinks should be flushed thoroughly two or three times a day after use, with a quart or so of a solution composed of a teaspoonful of Carbo-Negus to each quart of water.

Out-Door Closets.—Mix one gill of Carbo-Negus into a pail of water and sprinkle in each hole.

Urinals.—Flush the bowls out night and morning with Carbo-Negus and flush with clean water.

Drains.—Pour a tablespoonful of Carbo-Negus into the drain and clean out. Then pour a few drops of Carbo-Negus into the drain night and morning.

Floors.—To each pail of water used for scrubbing add one tablespoonful of Carbo-Negus.

Chamber Utensils.—These should always be washed out with a solution of Carbo-Negus (a tablespoonful to each pail of water).

Laundry.—To each gallon of washing water add one-half teaspoonful of Carbo-Negus. It will bleach the clothes. Don't use it in the rinsing water.

Stains.—Tan, dye, walnut, butternut, paint, ink and other stains may be readily removed from the hands, etc., by first washing in Carbo-Negus and then rinsing in water.

For Garden.—To get rid of green flies, rose bugs, spiders and ants, use Carbo-Negus. Spray the vines or use watering pot; solution of from two to three hundred parts of water to one part of Carbo-Negus, according to the strength of the vines.

It commends itself to the family, for whether used in removing odors, preventing or treating diseases, healing sores and wounds, or killing flies and insects, it strikes at the cause and removes it.

When once you have used Carbo-Negus, it will need no further recommendation.

SUNDRY ILLS

Abscess (Common).—When the point is soft and evidently contains fluid or pus, open at lowest dependent point and wash out with my Veterinary Carbo-Negus (spoonful to quart of water), and apply Wonder Worker Lotion to heal. Poultice when necessary. Renovator Powders in the feed for the blood; give bran mashes often.

Burns and Scalds.—Apply Wonder Worker Lotion freely. It takes out the sting and heals quickly.

Warts can only be removed by excision, torsion or legation, and apply Wonder Worker Lotion to heal; feed Renovator Powders for blood and condition. There is *no medicine to remove warts*. Cut or burn them off.

Balking.—In a young horse is generally caused by discouragement, in being overloaded or exhausted; at this time a poor driver can easily make a confirmed balker by temper and the use of the whip. When your horse balks, keep cool, don't get excited, don't whip or club or twitch him about by the bit; patience and tact is the only means of moving him. If not overloaded take a piece of rope four or more feet long. Standing in front of the horse, pass the rope behind the fore legs just at the knees; gently pull the rope forward against the leg. First one and then the other; he will forget his trouble, and step first one and the other and soon be going. Many times the horse finds it impossible to move the load, and knows it better than his brutal drivers, and simply won't try. Have your harness and collar fit, not too large or too small; many horses are caused to balk from poor fitting harness.

Big Head, Enlarged Jaw.—This is common to horses in the Southwest and other sections of the country. It is really incurable in itself and still if taken at first stages, or if preventative measures are used, it will not occur or will be much palliated.

Big Head and certain forms of lameness coexist. Many unexplained cases of lameness will be found connected with enlarged jaw, peculiar and sudden lameness in the vertebral region and thigh bone, breaking down of the fetlock from no known or visible cause. When large amounts of corn are fed it seems more likely to exist. Lack of phosphates and nitrogen with excess of starchy foods seems to form malnutrition, producing disease through lack of proper adjusting of feed.

Firing, although by some people considered too severe, is permissible in certain diseases. It must, however, be used with judgment and discretion. It will be found very useful in lameness that has been chronic, and bone diseases where liniments and blisters have failed. The iron should be used at full red or white heat; touch as lightly as possible to make a distinct impression. Never fire more than one leg or one spot at a time. Always clip the hair closely before applying the iron and securely fasten the animal. Beginning on the day after firing apply my Wonder Worker Lotion. Do not put the animal to work too soon. If you do, the trouble will return.

DR. A. C. DANIELS' HOOF GROWER AND SOFTENER.



Warranted to Grow an Entire New Hoof in Three to Four Months.

A Wonder in the Treatment of All Hoof Ills, and Many Foot Diseases.

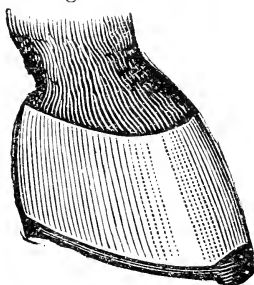
For Horns, Sand Cracks, Quarter Cracks, Seedytoe, Contraction in All Its forms, Bruised Sole, Etc.

No part of the horse is less understood or more neglected than the foot. The horse was created to run wild, barefooted, his feet constantly moist. Man has changed his condition, keeping his feet almost constantly dry, which causes at least one-half of all lameness of horses. My Hoof Grower is a positive cure for all ailments of horses' feet caused by hard and constant driving on hard roads, or by standing in the stables.

It will prevent and remove all brittleness, cures and prevents shelliness, quarter crack, corns, bruised sole, tumor of the foot, false quarters, contraction, sand cracks, seedytoe and all hoof troubles. As in all these troubles a new hoof must be grown. My HOOF GROWER is WARRANTED to grow an entirely new hoof in from three to four months.

It is especially recommended for trotting, driving, carriage or work horses, where shoeing is needed often, as it grows plenty of hoof to be cut away, toughens the whole foot so that the **nails hold good**, and greatly lessens the liability of tearing away a large piece of the hoof when the shoe is torn off. It makes soaking and packing entirely unnecessary, saving time and labor. In short, it makes the hoof **grow**, softens and toughens it, and draws out the soreness as no amount of soaking can possibly do.

To one unacquainted with the wonderful properties of this remedy, and who has noticed the slow growth of a hoof, it seems unreasonable to claim



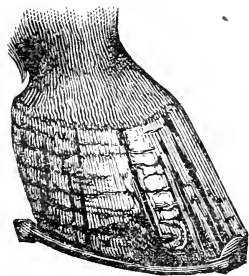
Hoof ought to look like this, and would if you used my Hoof Grower when it was needed



DR. A. C. DANIELS' MEDICINES



to grow an entirely new hoof in so short a time, and he decides that it can't be done. **To all I say try this remedy and follow the directions thoroughly, and while it may not do**



Dry, Shelly and Brittle

all expected of it, if you are not satisfied with the result at the end of three or four months, and do not think your money and time well spent, go to the place you bought it and get the money you paid for it. Can anything be fairer? Of the twenty millions of horses in this country, certainly half of them, at some time or other, have trouble with their feet, and a large proportion of them become dead lame and almost useless. Think of the loss to the owners, to say nothing of the pain and misery endured by the tortured animals. I do not claim that all can be cured, but all can be helped and relieved, at small expense in time and money. When you notice the beast **flinching** on the hard road or pavement, or going down hill; or your horse, when

standing still, rests or puts out his forefoot, do not delay, but use this Hoof Grower at once.

Don't let your animal get lame before you attend to him; prevention is far better than cure. Any of the above signs are indications that his frog is hard and dry, his coronet non-elastic, or the foot becoming contracted. Examine his feet and clean them, especially the cracks around the frog. If they smell foul he has the Thrush, in which case use the Wonder Worker as directed. Feel around the top of the hoof, under the hair, press the upper edge with your nail. If found **hard and unyielding**, rub on the Hoof Grower, and work it in well. Many times the upper edge of the hoof, which should be quite soft, will grow hard and curl over like an ingrowing nail, and cause the most excruciating pain. The frog is the cushion provided by nature to prevent the effects of the concussion when the foot strikes hard substances. When the frog becomes hard and bone-like it loses all its elasticity, and is useless for the purpose for which it was intended, and inflammation quickly results. You must pay close attention to the frog, and when found growing hard apply the Hoof Grower around it and the coronet. In order to have it reach the very bottom of the deep cracks around the frog, it is best to melt the ointment when putting it in. Sometimes it may be more convenient to put the ointment in with the finger, and then touch it with a small iron rod heated a little by a lamp or stove. It is no use to use this remedy a few times only, in relieving sore and contracted feet, as no permanent good will come of it unless it is used for some length of time. In other places I have recommended this ointment being used in connection with the Wonder Worker for healing sore teats, scratches, etc. Try it, and if you do not find it so, go to the man you bought it of and get your money back.

There are several kinds of corns, the dry, the moist and the suppurative; all these are found mostly in the front feet. The **dry corn** upon paring away the heel, the sole in the angle is discolored, even staining the laminae and wall; if the whole sole is discolored and the horn dry and shelly it's likely an old one. The **moist corn** leaves no stain, or very little, if any, but the horn is soft, quite white and mealy, or spongy. The **suppurative corn**, as

the name indicates, is one in which the inflammation ends in suppuration, the pus collects and works its way upward, escaping at the top of the hoof. This form of corn is serious for it results in the worst form of quitter.



Corns

Corns are commonly caused by the shoe pressing upon the part; when the wall breaks down or is cut away so much as to let the shoe rest upon the sole or soft parts; or if the shoe be nailed well back on the outside and toe, and left on too long, cause corns; high heels, contracted heels, long feet, weak feet, wide feet with flat sole are prone to corns.

Treatment, Dry Corn.—Cut away the parts so that the shoe will not rest upon it; touch the spot or corn with the hot iron; then pack in Daniels' Hoof Grower and Softener, cover with tow or oakum, and keep it in place by springing under the shoe a strip of sheet iron. Open out the quarters from time to time and apply the Hoof Grower to stimulate the growth of the horn. Use a bar shoe, fitting it to the wall carefully, and cutting out so as to avoid any pressure to the tender parts.

Treatment, Moist Corn.—Soak in hot Liniment Powder, poultice for a couple of days; when inflammation is removed pare out the diseased horn, cauterize the tissues, then poultice for a day or two, cleanse and dress with Wonder Worker Lotion applied upon absorbent cotton or oakum, kept in place with bands, or as indicated before. Keep the dressing moist with Wonder Worker Lotion. Apply Hoof Grower to coronet and frogs daily—bar shoe put on with care to avoid pressure on the tender spot.

Treatment for Suppurative Corns must be as laid down for Quitter.

Bruised Sole.—Remove the inflammation by soaking in a solution of hot Liniment Powder for an hour; clean thoroughly; apply freely my Hoof Grower to the bottom of the foot and cover with leather and shoe, but remove all pressure of the shoe from the bruise.

Clicking and Over-Reaching or Interfering is due to weakness or faulty shoeing. If the latter, remove the cause; if weakness, strengthen (if in a colt) by proper training and driving. When caused from accident, grabbing, etc., immediate attention is required, neglected, it is liable to bring on Quitter, and cause serious damage. Many of these injuries can be lessened or prevented by proper shoeing. When cuts exist Wonder Worker freely used will heal quickly.

Pumice or Weak Foot.—Caused from inflammation, from laminitis, dropping of the coffin bone, any cause producing inflammation of the foot. It is easily determined by the extreme convexity of the sole; in reality it cannot be cured; care and treatment will, however, make the animal useful. Where irritation exists, allay by the usual methods applying a linseed poultice; or soak in solution of hot Liniment Powder, use my Absorbent Blister around the coronet to stimulate; after blistering, apply twice daily my Hoof Grower to the coronet, hoof and frog; it is also very beneficial when applied to the sole, frog and heel, for keeping the same soft and assisting in the growth of the new tissue and hoof. Supply and protect the foot—all you can with a nicely fitting bar or concave shoe. As is usual in the treatment of this

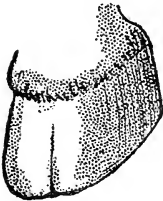


trouble, I recommend good food, fresh air and a roomy stall with clay bottom.

Quarter Crack.—Caused by numerous forms of ill treatment; raising the frog from the ground; cutting away the frog and sole of the foot too much; bad fitting of the shoes; nailing back in the quarters; neglect in allowing the feet to grow dry and hard; allowing too excessive an accumulation of horn at the heel, etc.

Treatment.—Remove the cause, whether it be neglect, carelessness or shoeing; soak the foot liberally in hot water (my Liniment Powders, two tablespoonfuls to a quart of hot water, will be of great assistance); with a file cut down through the horn, across the crack, close up to the coronet to the quick; clean out all dirt; pack with my Hoof Grower and oakum or lint, to keep out the dirt; pare out the sole of the foot, opening out the heel freely; the surface of the frog may be trimmed out a little, but **never** touch the sides. Great care should be used in shoeing and expanding the heels. My Renovator Powders will act as a tonic for the stomach, blood and general conditions. If you use my Hoof Grower daily, the hoof will be bright and elastic. To make new hoof apply my Hoof Grower to the coronet freely and often.

Seedytoe.—Usually caused by the pressure of clips, rough, bad-fitting shoes; oftentimes large clips are hammered too firmly in the hoof, which bruises them. In a recent case, open it up; cut down at the bottom; poultice for a few days. **Shoe.**—Remove the pressure by cutting down the crust; fill it in with tow saturated with my Hoof Grower. In more serious cases where bony absorption exists, it is sometimes necessary to cut through the wall; apply Blister freely, after which follow directions as in the first instances.



Sand Crack.—Remove the shoe; to allay inflammation soak the foot in water as hot as can be borne with the hand. (If you will add two tablespoonfuls of my Liniment Powder to a quart of the hot water you will have more immediate results.) With a file cut down to the quick. Clean out the dirt; fill in the crevices with my Hoof Grower and then pack in a little oakum or lint; level the foot down

at the quarter; put a clip on each side of the toe; use bar shoe; do not put the clips too tight; apply Hoof Grower to the coronet daily to stimulate the health and growth in the hoof; a cure is hardly expected in a bad case.



Contraction of the Hoof is a common and frequent cause for mysterious lameness; frog being raised by high shoes from the ground, and the sole being pared too much, results in a weakness which causes the walls of the hoof to come together. It is needless to comment on the manner to prevent the contraction, as conditions and methods of shoeing make this a common injury. Although one of the



prime causes, allowing the hoof to become dry and hard can be easily overcome if you use my Perfection Hoof Dressing and Food daily, applying directly to the hoof.

Treatment for contraction, of course, is the reverse, or expansion; shorten the toe; lower the foot; open the heels back until cut to the quick; pare the soles of the foot closely on each side of the frog; do not cut the sides of the frog; there will usually be inflammation, which should be allayed by soaking in hot water (adding two tablespoonfuls of my Liniment Powders to the quart of hot water will facilitate in allaying the soreness and inflammation). Apply freely my Hoof Grower to the hoof, frog and heels. As soon as the hoof becomes soft and pliable, as it will, begin to expand the heels by the use of wedges in the shoe. If you apply my Hoof Grower to the coronet twice daily it will stimulate the growth of a new hoof and in three or four months you will have no trouble, as a new hoof will take the place of the old one, and if properly shod and expanded the horse's foot will be as good as ever. It is needless for me to say my **Renovator Powders** twice daily, with good food, fresh air and pure water will all help in the improvement of the condition of your horse.

Legs and Feet.—Examine his legs and feet; if swelling or heat exists, something worse will follow. **Oster-Cocus** is the finest liniment in the world for swellings, puffs and bunches or strains; **Wonder Worker** is unexcelled for cuts, wounds and abrasions.

String Halt, the habit of jerking the hind limb or limbs high up from the ground when walking, *is incurable*.

Flat feet, common in some breeds, in the forefeet; a broad, low heeled foot, the walls not upright as they should be; there is no elasticity to this foot, and it is liable to bruise sole; pumiced sole, etc.; these horses should be shod with a wide web shoe, which presses on the wall only—the heel and frog not to be pared.

Clubfoot.—This foot has the walls quite perpendicular. Mules are often clubfooted behind. Shoe such with a long projecting toe piece; don't pare the toe, but lower the heels all you can. Make the heels of the shoe thin.

Crooked Foot.—One side of the foot higher than the other; they generally interfere and stumble. Shoe to overcome the defect, protecting with proper boots.

DO YOU CARE ANYTHING FOR YOUR HORSE, OR HAS HE ANY VALUE TO YOU ?

If so, read this

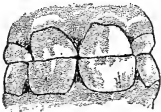
It is said there are about 21,000,000 horses in the United States. It is estimated of these 16,000,000 of them are lame, and 12,000,000 are lame in their feet, and of these 12,000,000 foot-sore horses, 10,000,000 are made lame just because of neglect to properly care for them. From the neglect their hoofs become Dry, Hard, Brittle, Shelly, soon followed by Contraction.

There is no subject that calls for your attention more than this matter of your horse's hoofs. There is no remedy in the world so beneficial as my **HOOF GROWER** and **SOFTENER**.



How to Tell the Age of a Horse

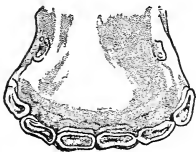
It is often important to be able to tell the age of a horse with reasonable accuracy, and we can do so more plainly by the aid of the teeth than by any other way. I have made an effort to explain in a simple manner, by description and illustration, how to do so. At first the jaw is small to accommodate the milk teeth: the jaws soon become larger to take in the permanent ones. The front teeth or nippers are usually studied with more success to note the changes in the age of the horse, and they enable us to do so very accurately up to the age of eight years. Fairly so up to eighteen, by the plan or form of the teeth. When two weeks old the central nippers are full grown; in five or six weeks another incisor will appear on either



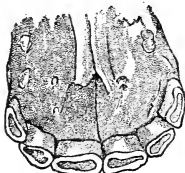
About 4 mos.



2 yrs.



2 1/2 yrs.

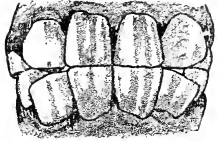


3 1/2 yrs.

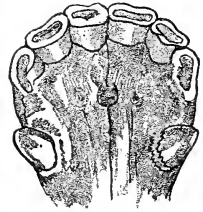
side of the two first. In two months they will have reached their natural size, and between the second and third months, the second will have overtaken the first. They will then begin to wear away a little. Between the sixth and ninth months another nipper begins to appear on either side of the two first, making six above and six below, and completing the colt's mouth. After which the only noticeable difference between the second and third years is a wearing away of the teeth. The teeth are covered with a hard substance called enamel. It covers the portion of the teeth which appears above the gum, and as time goes on is gradually worn away. A portion of this enamel is caved inward or sunk into the body of the teeth, forming a small pit. The inside and bottom of this pit becomes blackened by food, and constitutes a mark; by the gradual disappearance of which the age can be determined with great accuracy up to about eight years. At the age of a year and a half the mark in the central nippers will be shorter and fainter, and that in the other nippers will have undergone considerable change, and all the nippers will be flat. At two years they will be more plainly marked. The central prominent teeth are growing down, and are larger than the others. The groove on the outer convex surface is the mark, and is long, narrow, deep and black. The mark on the next two nippers is more worn out, and is wearing away on the corner nippers. Between three and a half and four years the central nippers have attained to nearly their whole growth. The second pair will have so far displaced the temporary teeth as to appear through the gums, where the corner ones will be transmitted and at length worn down. At four years the central nippers will be fully developed, the top edge somewhat worn off and the mark shorter, wider and fainter. The next pair will be up, but they



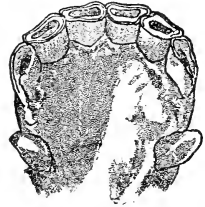
will be small, with the mark deep and extended quite across. At four and a half years or near to five, the corner nippers are shed and the permanent ones begin to appear. The central nippers are considerably worn and the next pair are beginning to show the mark of age. The tush has now protruded, and is fully half an inch in height, and has a rounded prominence with grooves on the inside. At five years the horse's mouth is almost perfect. At six years the mark on the two central nippers is entirely worn out, and on the next pair the mark is shorter, broader and fainter, and on the corner pair the edges of the enamel are more regular, the surface is a little rubbed or worn, but only on the exterior edge. The tush has attained its full growth, projects outward, concave within, growing to a point. The extremity somewhat curved as shown on figure. At seven years the mark is not only worn out from the two center nippers (and consequently on the two next), but is fast wearing away on the two corner teeth. The tush also begins to show change. The point and edges are rounded, but at eight years the tush is rounder in every way. The mark has disappeared from all the bottom nippers, and nearly so from the top. All the teeth are worn, but the central one is still large and retains some of its blackness. There is nothing remaining on the bottom nippers that can show the age of the horse at all reliable. The upper nippers may give indications, but nothing certain. After the age of eight years there are no points that will determine the age with accuracy. The horse that is fed on corn will appear older than the one that is fed on oats and soft food. At nine years the nippers show a most rounded appearance. Little remains of the dental bone, but begins to show the dental star. At ten years the same change on the middle ones. At eleven the same change on the corner ones. At twelve the corner teeth are round, and the dental bone very apparent throughout. At thirteen there is a total disappearance of the interior enamel. From fourteen to seventeen they assume a triangular form. The central ones at fourteen and the middle ones at fifteen, and the corner ones at sixteen. At eighteen this triangular shape grows longer, and becomes radically contracted.



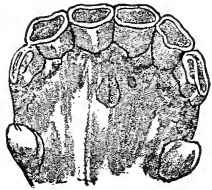
4 yrs. and over



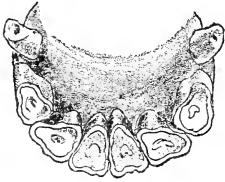
5 yrs.



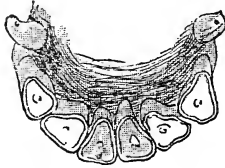
6 yrs.



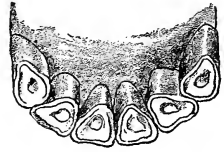
7 yrs.



About 14



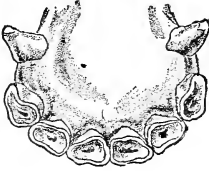
Near 11 yrs.



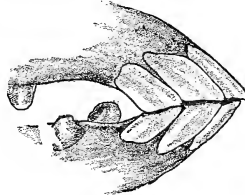
Near 16



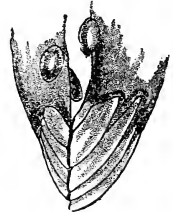
8 yrs.



Near 18



Near 12

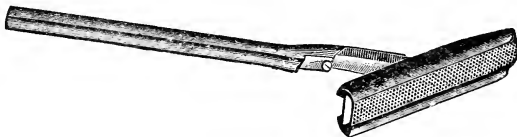


Near 20

At six years the teeth are short and flat, gums extending across them full and nearly straight; passing eight the gums recede or shrink away from the teeth making them appear longer; at ten this is very noticeable, while passing twelve the gum shows almost a pointed contact with the center of the teeth; at eighteen to nineteen the gums are drawn back much sharper, leaving the teeth longer and narrower in appearance.

With increased age deep hollows above the eyes will appear, and the lower lip hangs down perceptibly. Sometimes teeth are "bishoped," cut down by saw, or file, or cutting machines, to deceive as to the age of a horse, quite old horses being made to appear eight to nine. In trading or buying, one should exercise care in the study of the animal's age.

The teeth of the horse require frequent attention. Shorten with the rasp the lower incisors and the corners of the upper molars, and inner side of lower teeth.



Nickel Plated, Jointed Handled Tooth Adjuster, \$2.00 each
Extra files, 25c. each

DR. A. C. DANIELS' LINIMENT POWDER

And Original Equine Bath and Track Liniment



Is unequalled for track horses and stable uses; a wash which will aid and not impair. Never stiffens the cords or muscles. A bath for track use which every owner should insist on using. Daniels' Powder with hot water makes a liniment as strong as needed and as much as required and is unequalled for reducing inflammation in strains, sprains of

loin, back, shoulder and legs, bruises, sore cords, muscles, etc.

Of great value in the treatment of Spavin, Sprains, Strains, Stiff Joints, Wind Puffs, Sore Cords, Splints, Shoe Boils, Sweeny Shoulder, Capped Hock and Bruised Knee or Elbow, Thoroughpin, Side-bones, Navicular Disease, Ring-bone, etc.

Wherever inflammation or swelling exists the use of Liniment Powder will be found without a rival; two tablespoonfuls to a quart of hot water will reduce all inflammatory symptoms and remove soreness quicker and with more satisfactory results than anything else in the world.

In offering this Powder to the public I am furnishing an article original in its composition, unique in its form, unequalled in its merits, and matchless in its effect; at once, clean, attractive, convenient and pure; compounded from the most valuable and powerful pain extracting drugs known to science and the materia medica, a combination never before used in a liniment, and a liniment never before in the form of a powder; a liniment containing the full strength of all its component parts; without ammonia, sugar of lead, cheap oils, acids or other poisonous ingredients, which constitute the greater part of nearly all liniments and washes offered to the public.

The Noted Lameness, soreness and stiffness, from being tender forward, of track and driving horses, led me to a study of the cause, and for years I have devoted my energies to prepare a safe and reliable remedy to alleviate and cure these defects, and I am proud to present to the horse and his friends a safe, sure and convenient remedy which will relieve and prevent these troubles, thus saving the horse needless pain and suffering, and man great expense and loss. It is a well established and settled fact in the minds of horsemen that the horse requires something to relieve the intense strain imposed upon the animal in this era of "Record Breaking and Making." "What shall we use?" is the question. It has for years been the practice of trackmen to resort to the use of those highly irritating and dangerous liniments and nostrums (often propounded by ignorant and unscrupulous men), to relieve the horse of pain and stiffness after hard driving and work; with the never-failing result of increased soreness, stiffness and lameness, until



the horse, seeming in fine form to-day, is lame the next, grows worse with the usual harsh treatment, soon goes dead lame, and shortly is sold as a has-been. Use this liniment once and be satisfied that you have something better than you ever used before. Any horseman using a box of this *Liniment Powder*, and not being entirely satisfied with the result, can have his money refunded no matter where he buys it.

DIRECTIONS

For Body Wash.—After hard work: One tablespoonful of powder to a quart of hot water; wash with sponge, follow with dry cloth and blanket. If a little of my Veterinary Extract of Witch Hazel be added, you will have most excellent results. We make a Witch Hazel just for this purpose.

For Leg Wash.—Two tablespoonfuls of powder to quart of hot water; bathe the legs with sponge; when possible allow the foot to stand in the bucket, to cover the ankles; a few minutes hand rubbing will relieve all the strain and soreness; wipe dry.

For Sponging the Mouth and Nostrils.—One tablespoonful of powder to quart of hot water. Sponge out freely mouth and nostrils; it cools, revives and invigorates.

As a Steaming Liniment nothing can be better. Dr. Daniels' Liniment Powder or Equine Bath will not lame your horse by contracting skin, muscles and ligaments. Does not incite heat, irritation or inflammation. Will not make skin dry and hard or the hair sticky, coarse and rough. Does not blister, sting or burn. Will not weaken and stiffen by absorbing the natural muscle oil. Does not stupefy the muscles, ending in rigidity, atrophy and partial paralysis, but will prevent all these disasters, and keep your horse in good order.

For steaming for colds and head troubles.—One teaspoonful of powder to quart of hot water (keep hot by placing hot irons in pail). Cover the head with blanket or hood. Result will surprise you.

For all uses except body wash and steaming use two tablespoonfuls of Liniment Powder to a quart of water.


Sprains and Strains, so common and liable to spoil a horse if neglected or not treated properly, consist in the main from over stretching of the muscles, tendons or ligaments. At this time some remedy is required for relief; Daniels' Liniment Powder will surpass your expectations; it will prevent and reduce all swellings, extract all pain, soreness and aches: strengthens spine, back, ligaments, muscles, tendons, and removes all stiffness from the joints and bones. Increases brawn, muscle and ambition; gives force and energy; keeps skin clean and smooth; makes hair soft and glossy; invigorates lungs and respiratory organs; cleans the head and nostrils; tones up the muscular organism at once. Two spoonfuls to quart of hot water.

Shoulder Joint Lameness.—The horse drags his toe, throws leg out at each movement of the limb. By turning the horse nearly in a circle you can more readily locate the shoulder trouble.

Treatment.—To reduce the inflammation which is sure to exist, make alternate applications of hot and cold water, bearing in mind to have the water as hot as can be borne. (If you add two tablespoonfuls of my Liniment Powder you will have more satisfactory results.) Cover the hot cloths

with thick dry blankets. This helps to keep them warm and steam the shoulder. As soon as the inflammation is allayed, clip or shave the hair off immediately over the joint where you are to blister. Rub in thoroughly some of my ABSORBENT BLISTER; tie the head up so he cannot bring it in contact with the shoulder. Give soft bedding as the horse will stamp hard while the blister is working. Keep the bowels open; give soft food; bran mashes, adding twice a day to the feed my RENOVATOR POWDERS, as a tonic to the system. I recommend the use of two tablespoonfuls of my Liniment Powder dissolved in hot water for all sorts of inflammation; this used alternately with cold water will be found the most satisfactory treatment for inflammatory troubles, and I would suggest also that you NEVER blister while inflammation exists; you simply increase the lameness if you do so. If you do not care to go to the expense or trouble to have the best treatment, the use of hot water alternating with cold is better than no treatment at all.

Shoulder Lameness.—A straining of the muscles and ligaments which often leads to Sweeny, and is caused by slipping, hard ploughing, and accidents; indicated by the horse stepping longer with lame and shorter with the well one; points the leg out, and carries it to the side. Absolute rest is required; applications of hot water alternating with cold until the inflammation has subsided, after which apply my ABSORBENT BLISTER as directed in Shoulder Joint Lameness. If taken at first indications of the trouble, frequent application of my Oster-Cocus, or Bone, Nerve and Muscle Liniment will give very satisfactory results. Do not forget the benefit to be derived from keeping the bowels open; feed soft foods; bran mashes and my Renovator Powders twice daily.



Dragging the forward foot an indication of Shoulder Lameness

Swelled Leg.—From standing, lack of exercise. Apply hot water (a solution of my Liniment Powder is better), rub dry and bandage with cold water during the night; apply Oster-Cocus two or three times daily; do not bandage while wet with Oster-Cocus. Give good feed; bran mashes and my RENOVATOR POWDERS twice a day.



Strain of the Fetlock Joint.—Give rest. Reduce the inflammation by standing in a bath of hot Liniment Powder sufficient to cover the foot, two tablespoonfuls to a quart of water, frequently removing the foot and plunging into a bath of cold water for a moment or two at a time, repeating two or three times daily. Bandage at night with Wonder Worker Lotion; during the day rub on my Oster-Cocus Liniment. In severe cases a plaster cast may have to be worn for three or four weeks. If swelling remains after the lameness is dissipated, remove by applying my Absorbent.

Strains of the Loin and Back.—One tablespoonful of Liniment Powder to

a quart of water. Bathe freely with sponge. Wet a woolen cloth as hot as can be borne and lay over the back and loins, covering with a blanket (makes the finest steamer possible). Keep the bowels open with soft foods and bran mash, adding my Renovator Powders thereto twice a day. After each steaming rub on my Oster-Cocus Liniment. Suspend in a sling; give cold water douches. Electric treatment is a help.

Breaking Down, Suspensory Ligament.—The principal mainstay of the fetlock. Sometimes mistaken for rupture of the tendon.

Treatment.—Place in a sling. Reduce the inflammation by applying hot applications of LINIMENT POWDER (two tablespoonfuls to a quart of water). Apply splints, and bandage with WONDER WORKER LOTION. Feed soft foods, give my RENOVATOR POWDERS twice daily in the food. A permanent thickening generally is left. When the animal is recovered sufficiently to use the leg, take off the splints; apply my ABSORBENT BLISTER, repeating two or three times if necessary.

Rupture of the Suspensory may occur in fore legs in trotters and hunters, while in draught horses it appears in the hind legs more frequently.

Treatment.—Rest for a month or more; reduce inflammation by applications, hot and cold. Put in sling and in a week apply plaster cast, after which blister with my Absorbent. Don't expect to remove all the thickening, and you may be sure once this injury occurs, the limb will never be as good as before.

Sprung Knees, when not from deformity, if taken at the start, may be treated with more or less satisfactory results, hot applications alternating with cold showers, friction of rubbing, using my Oster-Cocus Liniment, gives excellent results, while the application of my Absorbent Blister, from a little above to a little below the knee-joint, is suggested when other efforts are not satisfactory. Rest, of course, is of first importance.

Sprains of the Back Tendons.—In most cases of this kind it is the ligaments and not the tendons that are injured. The horse is lame; the part is hot and swollen. The limb is held forward, hardly touching the ground. If you pinch the foot, the animal evinces pain. In sprains of this nature, you must give absolute rest. Foment with solutions of hot LINIMENT POWDER. Alternate with showers of cold water until inflammation is subdued. Then apply my OSTER-COCUS LINIMENT during the day, or put on a thick woolen bandage saturated with WONDER WORKER LOTION. Feed soft foods and bran mash, adding one of my RENOVATOR POWDERS thereto twice

a day. In applying bandages begin below and bind upwards towards the knee. High heels on shoe.

Navicular Disease of the Foot.—Difficult to cure but easily relieved with care and patience. Put the foot so troubled in a hot bath of my Liniment Powder once or twice a day. Have the bath at least six inches deep, alternately plunging the foot a few seconds at a time into cold water. Apply to the coronet my Oster-Cocus Liniment. Fre-




Sprung
Knee





quently a Blister is required, and I recommend my Absorbent for this purpose. It may be repeated two or three times. Do not work while treating and turn to pasture when possible.



Laminitis, Founder. Cause. — Like navicular disease of the foot, Laminitis or founder or fever in the foot may be considered one of the most dangerous forms of lameness. It may be acute or chronic—the first indicated by a high state of excitement, and inflammation,—the second, by a morbid insensible feeling. The first or acute stage can be invariably cured. The second or chronic

stage is practically incurable and this is one of the most painful of diseases. The acute stage can be easily detected. It begins with shivering and uneasiness, the animal refuses food, moves the fore feet about uneasily, the mouth is hot, pulse is quick, horse is sometimes inclined to lie down, points with his muzzle to his feet, which will be found hot and tender. Fever now sets in with quick, full pulse, running 60 or 70 beats per minute. Animal acts stiff and moves with great difficulty and with feet well drawn under him, backs with great reluctance, and when forced to back, drags his feet, one after the other, and indicates pain. Causes.—Any overtaking of the feet, pounding on hard, rough, or frozen roads, standing while overheated and exhausted. Bad shoes, driving in water while warm, washing the feet while warm and neglecting to dry them, too free eating of oats and other grains.

Treatment.—Treat the difficulty at once. Remove the shoe, soak the feet in a tub of hot water, or, better still, solution of hot Liniment Powder, rasp the wall level with the sole, but do not pare the sole. Give plenty of water; give immediately 30-drop doses of my Cough, Cold and Fever Drops every two hours for twenty-four hours or until temperature is normal. Blanket well, and keep warm. Keep wet cloths around the horse's feet, and stand on wet clay or wet sawdust. After profuse perspiration and reduction of the fever, take off the blankets that have become wet and put on dry ones. Give the legs hand rubbing. Feed soft foods entirely, and no grain until recovery. Bran mashes and my Renovator Powders twice a day. Have a roomy stall, free from draughts. When convalescing apply my Hoof Grower around the coronet heel and frog. Use simple shoe plates. Exercise easily and regularly. Good care and nursing will cure your horse. If the horse is at all constipated, give one of my Physic Balls.

Knuckling of the Fetlock Joint, resulting from disease or from ring-bone, side-bone, and diseases of the foot, being put to hard work too young—more likely in hind than in fore legs, leads to various degrees of lameness. There is little hope of effecting a cure.

Treatment.—First rest from work, turn loose, give particular care to the feet and shoeing with a high heel: of course the lameness may be somewhat modified by soaking, sweating, and the use of my Oster-Cocus Liniment.



In many desperate cases the surgeon may perform an operation with good results.

Poll Evil.—As soon as the swelling becomes a little soft, have it opened; make the opening large enough to admit of swabbing out the pus, which must be done twice a day until no more pus forms; wash out daily with solution of Carbo-Negus (one-half teaspoon to quart of water); do not use the swab roughly; pour in Wonder Worker Liniment and keep there with bandage or cloth; give good strengthening food and Daniels' Renovator Powders twice a day, mashes often.

This disease is a trying and difficult disease to handle, and oftentimes delay in proper treatment makes it incurable, hence prompt and proper attention should be given at once.

Fistula of the Withers.—If pus has not formed reduce swelling and inflammation by fomentations of hot Liniment Powder. Give one of Daniels' Physic Balls, feeding bran mashes often and good oats and hay. Brace the blood up with Daniels' Renovator Powders twice a day in feed. Do not puncture, but rub Oster-Cocus on a few times. If pus is formed or shows strong indications of forming, bring to a head with poultice and open; allow for draining. Syringe out with solution of Daniels' Veterinary Carbo-Negus; then inject to the seat of the wound Daniels' Wonder Worker Liniment; dress once a day, saturating and keeping the opening wet with Wonder Worker.

Sore Forward, Tender Feet, "Quitter," on the track or road, pounding too much for him, courage and speed go together; three large spoonfuls of my Liniment Powder to quart of hot water; soak the foot and ankle therein, or with a pad bind the foot and ankle and pour the hot liniment upon it; soak as long as you have time between the heats, and just before starting put on a little Oster-Cocus; repeat after each heat; you can win oftener.

Slipping Stifle.—A hobble or strap should be placed around the pastern of the affected limb, and a rope six feet long attached to it. This should be brought forward between the fore legs and secured to a collar placed on the neck of the horse, the hind foot pulled well forward, and with the rope and collar retained in that position. Then apply Daniels' Absorbent Blister all around the stifle and keep the horse secured in this way for two weeks, night and day. Give attention to feed; soft and frequent bran mashes, adding Renovator Powders twice daily. A sling is required.

Cording, Cramp (common to track horses).—Wet a blanket in hot Liniment Powder, bind over the loins to steam, rub dry and apply lightly Oster-Cocus; give 30 drops Daniels' No. 1 Colic Cure morning and night. When affecting the legs bathe, swathe and bandage in the Liniment Powder, and rub on Oster-Cocus freely. In all treatment for lameness I use my Renovator Powders in the feed to give strength and courage, and to tone up the system and make new blood.

Don't Work the Curry-Comb too Much.—The curry-comb should be used sparingly, because it is too harsh in the hands of a rough attendant. In nearly every case a good brush and a wash with a sponge wet in solution of Dr. Daniels' Liniment Powder, two tablespoonfuls to quart of water, will clean the skin, and make the hair bright and glossy.

Capped Hock.—Make hot applications of Liniment Powder and bandage



dry during the day until inflammation is removed; a good blister should now be applied, repeating two or three times; if this does not absorb the swelling a surgeon should open the swelling. Renovator Powders in feed for tonic.



Quittor.—There may be said to be four kinds; simple quittor, which is a local inflammation of the skin and tissues of the coronet, when not promptly and properly treated, leads to ulceration and sloughing, and strangles circulation, which leads to much suffering and final permanent injury to the foot: this form of quittor is caused by bruises, and peculiar constitutional conditions. **Symptoms of a simple quittor:** lame-

ness, with small tumor on the coronary region tense and hot, the swelling often enveloping the leg to the knee or hock, fever, general dullness, loss of appetite, and thirst; the ulcer breaks and suppurates freely.

Treatment, Simple Quittor.—Remove at once the inflammation, using a stream of cold water constantly, if possible arrange a sling to support the animal, apply a loose bandage "funnel shaped" about the leg, and allow a small stream of cold water to run through the bandage until the inflammation is removed or you can detect pus in the swelling. If pus has formed make hot applications (poultice linseed meal) and as soon as desirable open the tumor, but do not divide the coronary band: cleanse with a soaking and bathe in warm water into which put my Carbo-Negus (tablespoonful to quart of water). Now dress with applications of Wonder Worker Lotion, bandaging with oakum or absorbent cotton wet with Wonder Worker packed into the openings, repeating the soaking and dressing daily, if required, until healing takes place. Should granulations form, cut them off with a sharp, clean knife, poultice for a day, clean and cauterize with lunar caustic and firmly bandage.

Another form of Quittor, not common, attacks the tendons, the ligaments and even the bones; these are usually formed by the lack of treatment of a simple case of Quittor, and results often in permanent lameness or death of the animal, and this form of Quittor is announced by the sudden increase of all the conditions of the case. When this form of Quittor occurs independent of a simple quittor, the symptoms are indeed quite blind; at first a little lameness, increasing during a couple of days, however, to such an extent as to prevent the use of the leg at all. Examination the first day or so, would lead one to think the foot not the cause of the lameness. In a few days, however, say four or five, a tumor may be felt on the heel or quarter, which grows rapidly, the temperature rises, pulse rapid, perspiration and every symptom of suffering. May lie flat on his side, legs extended, the swelling continues up the leg, and several days are required to develop the tumor owing to the mass of tissue ligaments and tendons involved. Prompt treatment alone will be of any avail. Make every effort by the use of cold water as previously stated to allay the inflammation. As soon as the tumor forms it must be opened deep into the swelling, all the openings showing pus must be probed and cleaned, if these fistulous openings extend well down to the bottom of the foot (as the probing will tell), pare the sole down thin and open from below; this will allow for the speedy discharge of the pus, the openings must be cleansed thoroughly, syringing them out two or three times daily with my Carbo-Negus (tablespoonful to quart

of water), filling them with Wonder Worker Lotion, stopping up the openings with oakum or cotton wet in Wonder Worker, held in place with bandages; this form is disappointing in treatment.

The most common form of Quittor, caused by bruises, calk wounds, over-reaching, etc., are easily detected, and if proper treatment were given the *causes*, the quittor would not exist in this form—hence, be prompt to treat any injury to the coronet, as indicated in this work, and you won't have to worry about the quittor. For those who neglect we may say, when you see the swelling which shows itself at the coronet, you will have to act, and at once, or your horse is "all in."

Treatment.—Hot applications of Liniment Powder, poultice until you can discover the pus in the tumor; open it for the free escape of the pus, probe, and wash out with solution of Carbo-Negus, dress with Wonder Worker Lotion, repeating daily.

Dr. Daniels' Liniment Powder for Family Use

is unequalled by any preparation or so-called liniment ever offered to the public. A little hot water makes as much as you want, as strong as required. Prepared on medicinal lines with great care from the best and purest ingredients obtainable. Always softens the cords and muscles; always takes out soreness, pain and ache.

Directions.—For steaming for cold, head troubles and catarrh, one teaspoonful to quart of hot water; keep it hot and steaming. Cover the head so as to breathe in the steam arising. Results will never fail to prove satisfactory.

For Strains, swellings or soreness of any kind, two tablespoonfuls of powder with hot water. With hot cloths bathe the affected part for twenty to thirty minutes; wring out and bind hot cloths wet in this solution. Use hot water bottle to keep the pack warm as long as possible, after which rub on Oster-Cocus Liniment.

Swollen Feet and Ankles, Aching Legs.—Bathe and soak in hot Liniment Powder (two tablespoonfuls to quart of water) for half hour, keeping the bath hot as can stand; then rub on Oster-Cocus.

For Bath.—Use as soap; delightful; no itching.

Rheumatism.—Bathe or soak (two tablespoonfuls to quart of hot water) the parts affected with my Liniment Powder for half hour or more, and apply Oster-Cocus Liniment.

Neuralgia.—Treat same as rheumatism, but bind on as a hot pack and use water bottle (hot) after which rub on my Oster-Cocus Liniment.

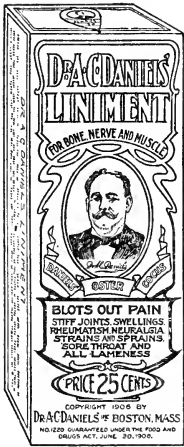
Toothache.—Take a bit of absorbent cotton, wet it, sprinkle on a pinch of powder and apply over and above the tooth and gum. If ulcerated, bathe with hot Liniment Powder, externally also, and apply hot pack of same. Use hot water bottle to retain the heat.

For Shaving.—After shaving, wash the face with warm water, adding a pinch of the powder; it heals and makes the skin soft.

Corns and Bunions.—Soak in solution, two tablespoonfuls to quart of water, hot as can be borne, for half an hour; it will not cure them, *but it will remove the soreness.*

For a hundred other aches nothing equals Liniment Powder.

DR. A. C. DANIELS' OSTER-COCUS LINIMENT OSTER-COCUS OIL



For Bone, Nerve and Muscle Aches. "Blots Out Pain" in Man or Beast. Anywhere. Any Kind. It Penetrates and Gets There. It Does Its Own Work and It Works All the Time. Removes Swellings, Bunches and Lameness.

As a Stable Liniment, for removing Shoe Boils, Wind Puffs, Splints, Spavins, Curb, Ring-bone, Sweeny, Goitre, Atrophy of Muscles, Navicular Disease, etc., it has no equal and there is nothing like it for Sprains and Strains, in man or beast.

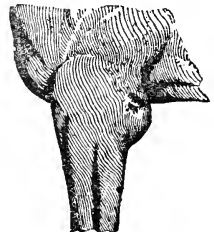
Remember if you want a Colic Cure or Cough Drops, or medicines for internal use, Daniels makes them, but Daniels knows, as you know, that ex-

ternal and internal medicines should not be the same. Many of these all-round internal and external so-called liniments are actually poisonous, and often leave traces and ills which years of treatment cannot remove. Many things in drugs can be used on the outside which cannot be used inside, same for horse or man. Don't give your horse any medicines which you would be afraid to take yourself. Remember this fact: Prompt treatment gets you the best results. Whenever reasonable and mild treatment will do the work, it is safer, cheaper, less tortuous to the animal or yourself; use extreme measures only as a last resort. To cure with my OSTER-COCUS Liniment, follow my instructions and remember my warrant.

For Strains and Sprains Dr. Daniels' Liniment is wonderful in its action; first in such cases remove the extreme inflammation with hot applications, then rub on my Liniment freely, repeating from time to time until relieved. In these troubles the Liniment may be too strong, if so, reduce with warm water. Some horses have quite tender skin.

Stiff Joints.—Steam and bandage with hot applications, rubbing well and repeating until muscles are stimulated and strengthened, after which apply my OSTER-COCUS. Repeat until relieved. Do not rub in too hard. Reduce the Liniment if too strong.

Shoe Boils.—Capped e'bow. If of recent origin, hot applications of my Liniment Powder to soften the swelling and reduce inflammation, after which rub on Daniels' Liniment (Oster-Cocus) freely and full strength. If pus is formed it must be opened and washed with Carbo-Negus. As long as swelling remains, apply the Liniment. Feed Renovator Powders twice daily with bran mashes for blood and condition. Give Physic Ball as a laxative. Sometimes one has to resort to poulticing when they have been too long neglected.



Shoe Boil



Sweeny of Shoulder.—Steam with hot water or Liniment Powder for inflammation freely. Rub on OSTER-COCUS Liniment freely two or three times daily. (Often requires Blister. OSTER-COCUS freely used will produce just the right kind of blister required. Grease the leg well below the shoulder to prevent the Liniment working where it is not required.) Exercise and good feed, with one of my Renovator Powders morning and night for a few weeks; in obstinate cases use my Absorbent. Sweeny of Shoulder is more often caused by injury below than at the shoulder.



Atrophy.—Wasting of any muscles, like Sweeny, etc. Give muscle-building food, with treatment same as for Sweeny.

Callouses.—To Remove: Rub on to the calloused or thickened part Daniels' Bone, Nerve and Muscle Liniment (OSTER-COCUS) twice daily for three days, then once a day for a few days, rubbing in well. In some cases my Absorbent Blister will prove very satisfactory to use.

Spavin (Bone).—Some cases can be cured. Those low down are usually curable; those high up, involving the true hinge, are incurable. At least two or three months' rest, good feed (extra allowance) and my Renovator Powders for digestion, blood and tonic. Hot applications two or three times daily, to relieve soreness and to soften, preceding absorption. Then apply my OSTER-COCUS twice daily. In obstinate cases use my Absorbent Blister. Grease the leg below to avoid blister where it is not required. After blistering, clean with solution of Carbo-Negus, and repeat blister in two or three weeks, and heal with my Wonder Worker Liniment. Repeat blister until relieved; two-week intervals.



Bone Spavin

Spavin (Bog or Blood) is found just a little in front of the hock, a round, smooth swelling showing a full vein running up and down its surface.

Treatment.—First of all complete rest. Hot applications to remove inflammation. Apply OSTER-COCUS two or three times daily. Repeat daily for ten days or two weeks. If not relieved use my Absorbent Blister; in two or three weeks repeat. Heal with Wonder Worker Liniment. Good feed, with my Renovator Powders, for condition.

Spavin (Occult).—Difficult to determine, but often the cause of unknown lameness; rest is imperative. Good feed and proper tonic is also necessary. Hot applications to remove inflammation. Rub on OSTER-COCUS twice daily for a few days, and continue treatment same as for bog spavin.



Spavin

Bony Enlargements.—Likely to occur from external injuries on any bone in the body. Treatment in general: Remove the inflammation, and in new or mild cases apply Dr. Daniels' Nerve and Muscle Liniment (OSTER-

COCUS), but in long-standing or severe cases, apply Daniels' Absorbent Blister; it will remove soreness, lameness and the bunch.

Spasm of the Thigh.—Cramps in the hind leg generally occurring in cold weather, sometimes from severe exertions, sometimes thought to be trouble in the fetlock joint.

Treatment.—Rub well with Oster-Cocus Liniment; repeat until relieved.

Wind Puffs.—Bathe with hot Liniment Powder (or hot water when you don't want the best), and bandage during the night with cold water, using a small pad little larger than the swelling, of cork or similar material, bind it over the swelling firmly, but not tight enough to stop circulation. During the day remove bandages and apply *Daniels' Liniment* (Oster-Cocus). Unless put to the same strain which caused them first, and rest enough be given, they are not likely to appear again.

Sore Muscles.—Apply Daniels' Liniment, light hand rubbing two or three times daily until relieved. Reduce if too strong with warm water.

Stocking, Swelled Leg.—Sequel of some special disease, or from strain or general debility, washing and leaving wet, exposure, neglect, standing in narrow stall and without exercise, bandaging too tightly, chafing or injury. When from no apparent cause, simply standing without exercise, it is a good plan to give a physic.



One of Daniels' Physic Balls is handy to give and satisfactory in results. Change the feed (don't give corn or meal); give roots, bran mashes and laxative foods, adding twice daily one of my Renovator Powders; rub on lightly a little of Dr. Daniels' Nerve and Muscle Liniment twice daily.

Sore Cords.—Make hot applications, if inflammation exists; alternate with cold for a few minutes at a time, after which apply OSTER-COCUS Liniment; don't rub too hard; it penetrates and does its own work. Reduce with water if too strong.

Sore Throat, Colds, Etc.—In all cases rub the throat well with OSTER-COCUS Liniment; it will give quick relief. Lumps or swelling in throat can be reduced by applying my Liniment Powder as a hot bath, to soften the swellings, and then rubbing with OSTER-COCUS Liniment. Repeat until relieved. Renovator Powders in feed for tonic; repeat until relieved.

Thorouppin is found at the back of the hock, in the hollows, consisting of round soft swellings. The cure and treatment depend upon the kind of limb. If it comes on a horse having sickle hock or crooked hind legs with short hock, there is but small chance of a cure. With a good length hock, a fairly straight leg, with good size bones, we have a strong limb which warrants a treatment for complete removal.

Treatment.—Complete rest. Hot applications for the inflammation; apply OSTER-COCUS morning and night. Repeat for two weeks, daily; firmly fixed, or those of long standing require sharp blisters. Daniels' Absorbent works nicely for this purpose. At the end of a week or ten days, wash with Carbo-Negus, clean, repeat. The enlargement will be reduced in size, if not entirely removed.

Goitre.—An enlargement of the thyroid gland, forming a kind of tumor, one side or both. Feed for general health and condition. Apply my OSTER-



COCUS freely just to the swelling for a few days, or my ABSORBENT can be used with good results.

Rheumatism.—Bathe and bandage in hot Liniment Powder, or even hot water; after which rub on Daniels' Liniment freely but don't rub it too hard, as you may blister some horses too soon; if, however, you wet the hair with warm water you can use it more freely and get the best results. Good food, bran mashes, with my Renovator, will soon put in condition.

Neuralgia.—Make hot applications or steam well the affected parts, after which rub in Daniels' Bone and Muscle Liniment (OSTER-COCUS), repeating until relieved. Generous feed, adding my Renovator Powders twice daily for blood and system.

The more you steam and heat in this trouble the sooner relief will follow. My Liniment Powder in solution is a wonder for steaming; in the treatment of Neuralgia and Rheumatism use a tablespoonful to a quart of hot water, and you will be amply rewarded.

Spavins, Wind Puffs, and all Similar Swellings.—When inflammation exists make applications of LINIMENT POWDER before using any other remedy, and you will find that you will have more satisfactory results.

Splints.—Splints are found usually on the inside of the fore leg; from the knee downward to about the third principal cannon bone, although they sometimes appear on the outside of the leg, and sometimes on the hind leg. Sometimes they are the cause of frequent lameness, though not in every instance. But it is a lameness peculiar to itself. Not continuous. Intermittent character. More noticeable when the animal is warm than when he is cool. If near the knee joint it will become aggravated when the animal is put to work. Splints are the result of blows, bruises or external hurts, and from overstraining or excess of labor in young animals, and are of the most common occurrence. It is rarely, in large cities, that a horse cannot exhibit one or more specimens of some form of splints.



Splint

Treatment should be mild and attentive. Remove the inflammation by hot applications, cold water bandages at night and my Oster-Cocus Liniment once or twice during the day, repeating until relieved.

In neglected or peculiar cases causing lameness, the above treatment, and one or two applications of my Absorbent.

Hip Lameness.—Seldom shows external swelling. By standing immediately behind him, while he stands square on his hind legs, comparing the two hips together, the enlargement may be detected. In stepping the lame leg is not brought as far forward as the other; he drops on *that* quarter.

Sometimes the tendons of the gluteus maximus are the seat of lameness. If so, we will find heat, swelling, and tenderness to pressure. When in stable he will stand square, when moving, he drags along the lame side.

Treatment.—Remove the inflammation by hot applications or fomentations. My Liniment Powder is excellent for this work. When you have done this, apply freely my Absorbent Blister, repeating several times.

Weak Back.—Give one grain of strychnine morning and night; of pine tar and pitch take equal parts (heat warm enough to spread), make a paste



DR. A. C. DANIELS' MEDICINES



over the small of the back, forward of the hips and across; over this spread finely powdered cantharides and cover with towel or cloth; give laxative food, adding twice daily one of my Renovator Powders.

FOR FAMILY USE

Unequaled for all Strains, Sprains, Lame Back, Pain in Chest or Abdomen, Inflammation, Chilblains, Stiff Joints, Rheumatism, Neuralgia, Ivy Poison, Sore Throat, Stings, Mosquito or Insect Bites, etc.

Dr. Daniels' Liniment is made expressly for a *Liniment*, and is a Liniment. It is not made for colic, fever, colds, or any other internal use. It is not a *cure-all*,—just a Liniment. It ought to seem reasonable to any one that a Liniment, made expressly for a Liniment, and nothing else, ought to be better for all external uses and to use as a Liniment than the *kinds made to drink or take as medicines, or even the kind to use as perfumery*. I do not claim OSTER-COCUS to be of value except as a Liniment and for external use. For this purpose and as a Liniment no so-called Liniment on earth is equal to OSTER-COCUS. One trial will convince the most skeptical of the truth of this statement.

Remember whenever you want a liniment to use Daniels' (Oster-Cocus) Liniment—the best and safest. It will do the work while asleep or awake.

For Strains and Sprains.—First bathe in hot water when convenient, then apply Oster-Cocus freely, but do not bandage while inflammation lasts. When you are able to walk about, after having a sprained ankle, use the Oster-Cocus morning and night for a few days. It will strengthen the ankle and obviate all tendency to weak joints. If you wish most remarkable results just use my Liniment Powder in the hot water (tablespoonful to quart of water), soak and keep the water hot; the inflammation will be removed, then use the Oster-Cocus, and tell your friends the result.

Rheumatism (Sciatica).—Apply freely Oster-Cocus. Rub briskly and bandage with flannel wet with Oster-Cocus; a dry cloth over that; keep the bandage on as long as possible. Repeat at intervals until relieved.

Rheumatism (Inflammatory).—Bathe for twenty minutes in hot water, then apply Oster-Cocus Liniment freely; do not rub hard. Use every hour on the inflamed parts till relieved; do not bandage.

Neuralgia.—Bathe for twenty minutes in hot water. Rub briskly the sore place with Oster-Cocus, holding on a cloth saturated with Oster-Cocus for a few minutes. Do not bandage, but repeat until relieved.

In Rheumatism and Neuralgia many persons have serious attacks, often assuming chronic form or state. To all such I can recommend my Liniment Powder and Oster-Cocus, used in conjunction; hundreds of cases given up as incurable yield to the wonderful treatment, and get the relief and comfort sought. If you are troubled with either Rheumatism or Neuralgia and cannot get relief, get a box of my Liniment Powder, 50 cents, and a bottle of Oster-Cocus. Put into a vessel one tablespoonful of the powder to quart of hot water. Keep the water as hot as you can possibly bear it, soak the affected part for half hour or even more, wipe dry and rub on a little Oster-Cocus—this later two or three times to one soaking—if the trouble is located so it cannot be submerged in a soaking, then wring out hot cloths, apply them to the lame and aching part, one after the other in quick suc-

cession for half hour or more. When you apply the Oster-Cocus as before mentioned, repeating this treatment will give you what you seek—or money back.

Sore Throat.—Wet a soft cloth with Oster-Cocus and bind around the throat, covering with dry flannel. Allow to remain as long as can be borne. This will cure sore throat in a night. Remove the bandage before it blisters.

Sore Feet that become blistered and sore from constant standing or moving should be treated as follows: On retiring bathe the feet in solution of Carbo-Negus (teaspoonful to a quart of water), dry thoroughly and apply my Oster-Cocus, but do not rub too hard. Any one who suffers with sore feet will be astonished.

Stiff Joints and Deep-Seated Lameness.—Bathe for twenty minutes in hot water, hot as you can bear it, then rub on freely Oster-Cocus Liniment; bandage with a cloth wet in Oster-Cocus, put a dry one over that, and remove the bandage if it becomes too hot for comfort.

Lame Back, Pains in Chest or Abdomen.—Bathe the sore spot in hot Liniment Powder; apply Oster-Cocus freely to the affected parts, covering with cloths as long as can be borne. Do not use the liniment where there is hair, as it will blister.

Chilblains.—Bathe in Liniment Powder, hot as you can stand, twenty minutes. Apply freely Oster-Cocus Liniment like a wash. They will disappear like magic with one or two applications.

Ivy Poison.—Wash in solution of Carbo-Negus (one teaspoonful to quart of water), then apply Oster-Cocus frequently and freely; the poison and itching will disappear at once. It is used successfully without Carbo-Negus.

Mosquito and Insect Bites, etc.—For these it is invaluable. As soon as possible after bite apply freely Oster-Cocus. Sure to relieve. If you put a little Oster-Cocus on your hands and face when troubled by mosquitoes they will not bite, it keeps them away; hunters and fishermen use it for this purpose.

Toothache.—With a feather, or similar help, drop two or three drops of Oster-Cocus on the gum around the tooth, and hold a cloth to the face saturated with Oster-Cocus.

Bicycle Riders will find this Liniment invaluable; the greatest thing on earth for soreness and strains.

Athletes can find nothing equal to Oster-Cocus for strengthening the muscles, nerves and cords after all exertions or exercise. One rub-down with this Liniment will prove its worth to you. Oster-Cocus is compounded upon scientific principles, and is not a “patent” remedy.

Directions for General Use of Dr. Daniels' Oster-Cocus Oil or Bone, Nerve and Muscle Liniment

FOR FAMILY USE


Rub the sore or painful part smartly from five to ten minutes after applying the Oil; in some cases wet a piece of flannel thoroughly with it, and bind it tightly over the part for, say, ten to thirty minutes, or as long as can be borne. If not much improved in an hour repeat the above treatment.

DR. A. C. DANIELS' PERFECTION HOOF DRESSING AND FOOD

For Corns, Quarter Cracks, Cracked Hoof, Brittle, Tender, Dry or Contracted Feet

A PERFECT HOOF FOOD

A Dressing that Polishes and Preserves. For City Horses—or those used on hard paved streets, this hoof food is a wonder. For carriage horses it's the cleanest and best dressing made.



The horse's feet require constant care. More than one-half the ills befalling his feet arise from neglect or lack of care. Shod artificially, worked on artificial roads, standing on artificial floors, all of which are injurious conditions for the horse's feet to contend against, thus demanding of caretakers or owners an extra amount of consideration to preserve the feet, which few horses get. "No foot, no horse." Neglected, the hoof becomes *hard, brittle and shelly*, resulting in *contraction, cracked hoof*, etc.; or frog becomes soft, heated, decomposed, emits foul odors, constituting thrush, canker, greased heel, etc. Shoes remain on the feet until worn out, or come off by accident, a menace to the horse's usefulness. The shoes should be removed every three weeks and the sole and crust trimmed out.

Hoof Suggestions.—1st. Always look at the feet with care each day to see that they are in good condition.

2d. Note if the shoes are all right, and remember that it is not always economy to wear the shoes forever; three or four weeks' wear is cheaper in the end.

3d. Prevent the heel and sole from becoming hard, dry and shelly by applying once daily my PERFECTION HOOF DRESSING and FOOD.

Watch for poorly clinched nails, which will lead to accident.

Dress the hoof and polish with dry cloth before driving out. This improves the

looks of your horse, at the same time furnishes proper food for the hoof. The best kind for city horses exposed to pavements.



SOME DIET RECEIPTS

Linseed Tea: Bruised linseed, 4 to 6 ounces, 1 gallon boiling water, simmer for two hours, strain, add a little molasses.

Linseed Mash: Linseed, 2 quarts, a teacupful of sugar, 6 quarts boiling water, simmer slow from 4 to 5 hours.

Barley Water: Barley, 1 pound, 2 gallons water, boil down to 6 quarts, strain, add teacup of molasses.

Bran Mash: Half-peck bran, enough boiling water to scald it thoroughly, stir well and give warm. Always give mashes from a clean pail.

HOW TO MAKE A POULTICE

Poultices are of the greatest value in some cases, in fact indispensable. A first-class poultice is made by pouring boiling water into bran. All the better if one-fourth as much linseed meal has been put into the bran. Pour the water on slowly, stirring the bran, and let it stand and cook a few minutes, and put it on as hot as can be borne. Always make enough. Use for ordinary poultice six or eight quarts of bran and two quarts of linseed. Get it just thick enough to spread nicely without any lumps. If used before it is well cooked it is liable to grow dry and become useless. Boiled turnips can be substituted for linseed if more convenient. Always use a sufficient quantity of poultice, and have it soft and moist. Flaxseed meal and powdered slippery elm in equal portions make an excellent poultice, and a few drops of Daniels' Carbo-Negus is a disinfectant and purifier which should be added.

HOW TO MEASURE DOSES OF MEDICINES

IN DOMESTIC UTENSILS

For nearly all common use, fluids may be measured in domestic utensils to correspond to these tables:

60 drops equal 1 teaspoonful or 1 drachm. 30 drops half teaspoonful.

4 teaspoonfuls equal 1 tablespoonful or one-half ounce.

2 tablespoonfuls equal 1 ounce.

1 wineglassful equal 2 ounces.

1 teacupful equal 4 ounces.

1 tumblerful equal $\frac{1}{2}$ pint.

A familiar manner of estimating dry measure is:

A handful of linseed, aniseed, etc., equal 2 ounces.

A handful of dried leaves equal 1 ounce.

As large as a hen's egg equal 2 ounces.

Tables of interest in weights and measures:

Apothecaries.

60 grains equal 1 drachm.

8 drachms equal 1 ounce.

16 ounces equal 1 pound.

Wine.

60 drops equal 1 drachm.


8 drachms equal 1 ounce.

16 ounces equal 1 pint.

8 pints equal 1 gallon.

DR. A. C. DANIELS' ANIMAL EYE WASH

Diseases of the Eye



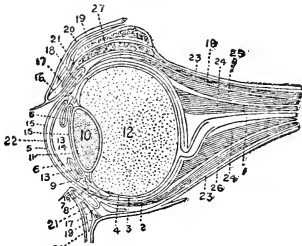
Can hardly be over-estimated as related to the comfort and value of the horse. A blind horse is dangerous, impaired vision is quite as bad, while from a point of beauty a sound eye adds much to the animal's value.



A Healthy Eye

A full description of the eye is not possible in these few pages, a few lines, however, relating thereto may be considered essential.

The horse's eye is spheroidal, flattened in the rear, quite four-fifths of its posterior enclosed by an opaque fibrous membrane, the interior of which consists of a more delicate membrane, composed in the main of blood vessels and cells, which in turn is lined by the still more delicate, sensitive nerves of sight; the outside fifth of the eye bulges forward, its walls having when in health a perfectly translucent appearance or coat.



Section of the Horse's Eye

The interior of the eye has three translucent media for the refraction of rays of light; the anterior one is liquid, the posterior is semi-solid and the other, or intermediate, is solid. The iris, or curtain, besides its blood vessels and pigment, has two sets of muscular fibres, one set radiating from the margin of the pupil to the outer border of the curtain at its connection with the sclerotic and choroid, while the second encircles the pupil like a ring. The form of the pupil is ovoid, the longest diameter running from side to side, the upper border being fringed with several small black bodies slightly projecting forward and in a way serving as eyebrows. These formations are often mistaken for disease and injury. Of course they may become diseased, but while they and the iris retain a clear, dark appearance, free from yellow or brown tints, they are said to be healthy.

A point peculiar to the appearance of the horse's eye is that in darkness a bright bluish tinge is reflected from the widely dilated pupil.

The eye has seven distinct muscles. Four straight muscles pass from the depth of the orbit forward on the upper, lower, inner and outer sides of the



eyeball; these serve to turn the eyes up, down, or to the right or left, if all used together their tendency is to draw the eyeball into its socket. The retractor muscle is divided into four slips, repeating the motions as before indicated but on a smaller scale, while the two other muscles turn the eye upon its axis, the upper one turning its outer surface upward or inward, the lower one turning the reverse.

The *haw* is of great assistance in removing foreign objects from the eye of the horse. In the ordinary healthy state of the eye, this cartilage appears as a thin fold of membrane. At the inner angle of the eye, in inflammation of the eye, this cartilage is pushed forward to such an extent that ignorant persons have cut off this useful and important appendage, resulting in permanent injury to the eye. Just because you think the *haw* is swollen and projected over a part or even the whole of the eyeball, it is no sign of *disease*, though it may be evidence of pain and trouble to some other part of the eye, but don't cut it off.

To examine the eye, to a certain extent, the mucous membrane lining the eyelids may be exposed by parting the lids with the thumb and finger pressed lightly upon the upper and lower lids respectively. If too much pressure it will throw the *haw* over a portion of the lower part of the eye, but care will enable you to overcome this. You can further look into the eye by turning the upper lid over the finger tip or a flat probe or similar object placed flat against the middle of the lid. Don't try to examine out of doors or in sunshine. Have the light cut off from above, get all the light from the front and side, stand in front where you can get the best observation, or put the horse in a dark room and look at the eye by artificial light.

Diseases of the Eyelids

Congenital disorders of the lids, such as division of the eyelids in two, similar to harelip, abnormally small openings between the lids, closing of the lids by adhesion. A surgeon is desirable when possible to obtain in such cases.

Drooping Eyelids is sometimes only a symptom of paralysis of one-half of the face. If so, the nostrils, lips and ears, perhaps one-half of the tongue may be affected; the food will be taken entirely by the teeth as the lips have lost their use. This form of paralysis is often the result of injury, a poke to the nerve which passes over the back of the lower jaw. In some cases the paralysis is confined to the lid, caused by an injury to the muscles which raise it. Sometimes this condition is caused by spasms to the muscles which close the lid, or to inflammation of the upper lid.

Treatment.—If due to the poke, remove the inflammation by a sponge wet in Daniels' Witch Hazel, kept in place beneath the ear and held in place with a bandage.

When all inflammation has been removed apply a blister to the same place beneath the ear, or applications of my Oster-Cocus Liniment rubbed

well into the skin to stimulate the surface in the immediate vicinity. Months may be required to effect a cure.

In paralysis from blows above the eye the same treatment may be used to that part.

Thickening of the Lid may be treated by painting the same with tincture of iodine.

Inflammation of the Eyelids is often caused by exposure to draughts of cold air, rain or snowstorms, bites of insects, flies or snakes, pricks of thorns, *blows from whip or club*, accidental bruises by bits of dust, chaff, sand, grass seeds, etc., or by the fumes of chemicals, *ammonia from manure* (keep the stable clean), smoke, etc., or by infection. *Inflammation* from whatever cause should have prompt attention; remove the cause; wet a



Bandage for Both Eyes

soft cloth with a solution of Daniels' Eye Wash (one tablespoonful to a cup of water, distilled or boiled; rain water when possible), and place over the eye, binding it on when in the stable, and tying it to the headstall of the bridle from the two sides, and drop four drops of the Eye Wash into the eye, with a feather or dropper, three times daily. Give laxative foods (bran mash, carrots, beets, potatoes, etc., cut up small), steam the hay, add one of my Renovator Powders to the feed once or twice a day, they tend to regulate the bowels.

Stye forms a round swelling near the edges of the lid; poultice with Chamomile Flowers, adding a few drops of Carbo-Negus when applying, put in a thin muslin bag and bind on the eye.

Eyelashes sometimes turn so as to irritate the eye. If one or two hairs offend, cut them off with scissors close to the lid or pull out by roots, drop into the eye a few drops of the Eye Wash two or three times a day. If the lashes offending are numerous a surgeon should operate on the lid.

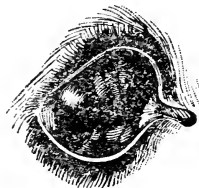
Warts and Tumors on the eyelids; if small, snip off with scissors or tie a stout thread around them close up to the skin and they will soon drop off. Sometimes it is well to touch them with sulphate of copper daily after cutting them off.

Some forms of tumors require the knife for removal and this should be done by a competent surgeon.



Bandage for One Eye

Watering Eyes are a symptom of external inflammation of the eye. It may, however, be caused by disease of the lachrymal apparatus interfering with the progress of the tears to the nose. In all cases examine the orifice of the lachrymal duct on the floor of the nasal chamber close to the anterior outlet; this will be sometimes found blocked by a portion of matter, which, when removed, allows the tears to escape. Sponge out the nose with warm water and make application of warm water to the face. Feed warm bran mash in a *nose bag*, adding one of my Renovator Powders; the vapor will produce relax-



An Injured Eye

ing effect to the muscles and act well upon the system. Keep the eye moistened with my Eye Wash, one teaspoonful in cup of water, and a few drops several times daily in the eye.



Nose Bag

External Ophthalmia or inflammation of the outer parts of the eye, caused mainly by *blows from whip, clubs, twigs, etc., seeds, chaff, dust, sand, lime, wounds, etc.* Exposed to extreme dry air, smoke, *ammonia* (from stable), windows in front of stall or very dark stalls, exposure to cold, severe snow and rain storms, etc.

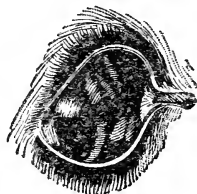
Symptoms of Ophthalmia are watering of the eye, swollen lids, redness of the mucous membranes which may show a pinkish, bluish color, or it may be a deep, dark red with a bluish opacity of the cornea, which is usually clear and translucent.

Remove the cause at once, whatever that may be. Bathe the eye with warm water and Daniels' Eye Wash (one tablespoonful of wash to cup of warm water). Allow this solution to flow from an inverted glass over the eye; this will cleanse and often remove the irritant. Put a few drops of the Eye Wash into the eye several times daily, keep the eye and lids moistened by applying a soft cloth wet with the solution of Eye Wash and water as above. Feed bran mashes and soft food, adding one of Daniels' Renovator Powders daily to the food—sometimes a solution of seven grains of nitrate of silver to a quart of distilled water may be used as an assistant in applications to the eye, and it is frequently found necessary to apply a small blister on the side of the face three inches below the eye, for one night, washing it off next morning, then following directions as above.

White Specks resulting from ophthalmia may be removed by keeping the eye moistened with solution of warm water and Daniels' Eye Wash (one teaspoonful to cup of water) and touching the eye with a soft feather dipped in the Eye Wash two or three times daily, and a solution of three grains of nitrate of silver to one ounce of distilled water, used with a soft feather as above indicated, may be of assistance; old and thick scars are not easily removed.

Moonblindness or recurrent ophthalmia frequently ends in blindness: damp conditions or surroundings seem the prevailing cause, damp and marshy grounds, overflowed river bottoms, sea and lake shores which are submerged and exposed at intervals, etc. Heredity is a potent cause; many other reasons are obviously responsible for this trouble, symptoms of which are marked by fever, lack of vigor and life or energy. A characteristic of the disease is its recurrence time after time in the same eye until blindness results. The attacks may follow at intervals of a month or a week or two. Prevention is the main consideration, which demands careful breeding, housing, feeding and general management. Treatment cannot be considered satisfactory but is much the same as in ophthalmia. Don't knock out the wolf teeth or cut off the haw. These customs are barbarous and useless.

Cataract.—Don't try to cure, it is quite impossible.



Cataract

Parasites often afflict the eye; one, sometimes a small white worm, inhabits the lachrymal duct, the under side of eyelids and the haw. Remove them as soon as discovered with forceps, and treat as for inflammation, keeping the eye moist and using Daniels' Eye Wash, a few drops several times daily in the eye. There is a second silver-white appearing worm, sometimes two inches long, which imbeds itself in the aqueous humor. It is often found in other internal cavities of the horse, but when in the eye a surgeon should remove, as it is a delicate operation.

Palsy of the Nerve of Sight results from tumors or some disease of the brain or optic nerves, injury, pressure from dropsical, inflammatory conditions, gestations, etc.

Treatment is of use only when the disease arises from some removable cause, like brain, stomach or womb troubles; when recovery fails to accompany the termination of any of these conditions, blister just behind the ear, give four to six 30-drop doses of Daniels' No. 1 Colic Cure at intervals of ten minutes, bathe the eye and keep moist with solution Daniels' Eye Wash.

Inflammation of the Eye in general and under all circumstances can be greatly relieved and most cases cured by keeping the eyelids moistened with a solution of Eye Wash and warm water (one teaspoonful of the Wash to cup of water), and by frequently dropping a few drops of the Wash into the eye several times daily. This can be done with a soft feather or ordinary medicine dropper.

Remember, in treating diseases of the eye the same natural conditions exist which we find in nearly all other diseases—*the system is down*—and "condition" must be restored before the *particular disease which we notice* can be cured—if the horse was always kept in proper condition, we should not see so many specific weaknesses which we call disease. Hence, use Daniels' Renovator Powders in the feed; they will keep the horse in prime condition and thus prevent many an outbreak, and when treating for eye troubles, as I may say of any other trouble, one dollar invested in Daniels' Renovator Powders and given to the horse will bring to you surprising results.

Antidotes for Poisons in Animals

First.—Send for Veterinary.

Second.—Induce vomiting by tickling throat with feather, giving as a drink hot water or strong mustard and water. Swallow sweet oil or whites of eggs.

Acids are antidotes for *Alkalics* and *vice versa*.

Poisons.—*Meadow-saffron.* Mix and give mucilage of linseed, two ounces spirits ammonia, four ounces of brandy, every four hours.

Aconite.—Mix and give two ounces spirits ammonia, four ounces brandy in gruel every two hours.

Yew.—Give four ounces spirits ammonia with eight ounces brandy in quart of mucilage linseed; repeat in one hour, and if necessary two, three and four hours; give eight drachms aloes, follow with quart of linseed oil after first draught. Oster-Cocus to belly; open pouch, and remove foliage, if necessary.



Woody Nightshade.—Treat as for Yew.

Ergot.—Tanin and stimulants.

Lcad.—Epsom salts ten ounces, Glauber's salts ten ounces, four drachms diluted sulphuric acid, twenty drops Croton oil in gruel. Repeat in eight hours after first draught; give mucilage of linseed or gruel in large quantities and often.

Aloes.—Give two ounces of laudanum in a quart of linseed tea. Repeat in two hours. Give a light quantity as an injection. Administer from one to three pints of linseed oil. Follow with a dose of lime water and chalk, in water and mucilage.

Antidotes for Poison in Humanity

Call a physician at once.

Acids.—*Muriatic, oxalic, acetic, sulphuric* (oil of vitriol), *nitric* (aqua fortis). Soapsuds, magnesia, lime water.

Prussic Acid.—Ammonia in water. Dash water in face.

Carbolic Acid.—Flour and water; mucilaginous drinks.

Alkalies.—*Potash, lye, hartshorn, ammonia;* vinegar or lemon juice in water.

Arsenic.—*Rat Poison, Paris Green.* Milk, raw eggs, sweet oil, lime water, flour and water.

Bug Poison.—*Lead, saltpeter, corrosive sublimate, sugar of lead, blue vitriol.* Whites of eggs, or milk in large doses.

Chloroform.—*Chloral ether.* Dash cold water on head and chest. Artificial respiration.

Carbonate of Soda.—*Copperas, cobalt.* Soapsuds and mucilaginous drinks.

Iodine.—*Antimony, tartar emetic.* Starch and water astringent infusions. Strong tea.

Ergot.—Tannin and stimulants.

Mercury and its salts. Whites of eggs, milk, mucilages.

Opium.—*Morphine, laudanum, paregoric, soothing powders or syrups.* Strong coffee, hot bath.

Hellebore.—Give full doses of whiskey or other spirits.

Acids.—*Acetic, citric, oxalic, tartaric.* Administer chalk, magnesia or lime water in large quantities.

Alcohol, Spirits, etc.—Empty stomach by regular methods, pump, emetics, etc. Pour cold water on the head and neck. Rub Oster-Cocus Liniment freely on wrists and palms of hands, and ankles and soles of feet, slapping and stimulating circulation. Give strong, hot coffee, plenty and often. Warmth must be maintained.

Lye, Caustic, Potash, Ammonia, Hartshorn, etc.—Common vinegar is handy and much used. Castor Oil, Flaxseed, Almond, Olive Oil. Any of them should be given in large quantities.

DR. A. C. DANIELS

GALL - CURA

LARGEST BOX BEST CURE

Contains No Poison. You Can Therefore
Work the Horse or Not as Con-
venience Dictates

The original, the kind they imitate, and the kind that always cures; the kind that cures whether you work the horse or not. Any harness or saddle gall can be cured with my Gall Cura. **Remember this Statement.** Money is refunded if

it fails, so you take no risk with Daniels'. Good for all sores. Stops itching on swine. Sheep ointment for sore heads. Cures scratches on horses. Handy to have, inexpensive, will retain its goodness for years. Contains no poison.

Directions for Use

Harness or Saddle Galls.—For fresh sores carefully cover each sore spot that comes under the harness with this salve *every time before putting on the harness.* Heals such places quickly. Work the horse or not.

Notice.—If you have a malignant case or have tried imitations or other so-called cures without success, follow this treatment and cure it every time. Wash with a solution of Daniels' Carbo-Negus to destroy germs or poison. Wet the sore with Daniels' Wonder Worker Lotion when unharnessed and cover the sore well with Daniels' Gall-Cura while harnessed, and working. Repeat for a few days and you can cure any gall ever made.

Sometimes sores do not yield to external treatment, or quickly break out again; this is because of poor blood and run-down condition. Whenever you have trouble in healing any sore, give a few doses of my Renovator Powder for the blood.

Never Give Up; Daniels' Will Cure If Others Fail

Sores not covered by the harness, apply once or twice each day, rubbing the salve in well with the fingers.

Scratches.—Use no soap; clean out mud and dirt with a soft brush, and rub in this salve well with the hands twice a day.

Chaps, Speedy Cuts and Abrasion (Skin off).—Rub on Gall-Cura; it heals quickly.



HELP IN CASE OF ACCIDENTS

Drowning.— 1. Loosen clothing, if any. 2. Empty lungs of water by laying body on its stomach and lifting it by the middle so that the head hangs down. Jerk the body a few times. 3. Pull tongue forward, tying with handkerchief, or pin with string if necessary. 4. Imitate motions of respiration by alternately compressing and expanding the lower ribs, about twenty times a minute. Alternately raising and lowering the arms from the side up above the head will stimulate the action of the lungs. Let it be done gently but persistently. 5. Apply warmth and friction to extremities. 6. By holding the tongue forward, closing the nostrils, and pressing the "Adam's Apple" back, so as to close entrance to stomach, direct inflation can be tried. Take a deep breath and breathe it forcibly into the mouth of the patient, compress the chest to expel the air and repeat the operation. 7. **Don't give up!** People have been saved after hours of patient, vigorous effort. 8. When breathing begins, get patient into warm bed, give warm drinks, or spirits in teaspoonfuls, fresh air and quiet.

Burns and Scalds.—Apply Daniels' Wonder Worker Liniment freely.

Lightning.—Dash cold water over a person struck.

Sunstroke.—Loosen clothing. Get patient into shade, and apply ice cold water to head.

Mad Dog or Snake Bite.—Tie cord tight above the wound, suck the blood and cauterize with caustic or white iron at once, or cut out adjoining parts with sharp knife, cleansing with Carbo-Negus. Heal with Wonder Worker Liniment.

Venomous Insect Stings, etc.—Apply Carbo-Negus and Oster-Cocus Liniment.

Fainting.—Place flat on back; allow fresh air, and sprinkle the face with cold water.

Tests of Death.—Hold mirror to mouth. If living, moisture will gather. Push pin into flesh. If dead the hole will remain, if alive, will close up.

Cinders in the Eye.—Roll soft paper up like a lamp lighter and wet the tip to remove, or use a medicine dropper to draw it out. Rub the other eye.

Fire in a Building.—Crawl on the floor. The clearest air is the lowest in the room. Cover head with a woolen wrap, wet if possible. Don't get excited.

Fire in Kerosene.—Don't use water, it will spread the flames. Dirt, sand or flour is the best extinguisher; or smother with woolen rug or carpet.

Suffocation from inhaling Burning-Gas.—Get into the fresh air as soon as possible and lie down. Keep warm. Take ammonia,—twenty drops to a tumbler of water, at frequent intervals.

Fire in a Stable.—Get the animals out by throwing a blanket or cover over their heads. They can then be led out.

DR. A. C. DANIELS'

VETERINARY

TRIPLE EXTRACT

WITCH HAZEL

HAMAMELIS



Dr. Daniels' Veterinary Witch Hazel is the well-known Hamamelis in concentrated form and triple strength. Like all of Dr. Daniels' remedies it is prepared to obtain the best results, and not to sell at the cheapest price. It is prepared expressly for veterinary use. It can be recommended for all kinds of Inflammation, Wounds, Abrasions, Cuts, Swellings, Sprains, Soreness of Muscles or Tendons, and for a Track Wash is unexcelled. Nearly all horsemen use Witch Hazel in some form in solution with other preparation. Daniels' Witch Hazel will be found more effective because of its strength and medicinal qualities than the ordinary mix-

tures sold for Witch Hazel.

Daniels' Veterinary Witch Hazel has the endorsement of Veterinaries, Surgeons, Track Men and Stock Breeders and thousands of users all over the world.

Directions for Inflammation, Bruises, Swelling, Sprains, Soreness, etc.: Rub briskly and freely with my Veterinary Extract of Witch Hazel the swollen limbs; after rubbing, bandage and saturate well the cloth with the Extract.

For Wounds, Cuts, etc., bind a cloth saturated with the Extract of Witch Hazel about the affected parts, and keep wet.

Between Heats for Track Work, turfmen will find my Veterinary Extract of Witch Hazel of great value; used alone or in conjunction with any other article used for that purpose.

Owners of High-Class and Track Horses, which they value above the ordinary, should use for a wash after work Daniels' Celebrated Liniment Powder, two tablespoonfuls to a quart of hot water, into which pour 1-4 pint of Veterinary Witch Hazel; keep the water hot and soak the feet a few minutes (from 5 to 10), then immediately plunge the foot into cold water for a second or two; repeat this two or three times when showing signs of tenderness, after which, rub the cords and muscles with Witch Hazel; it will remove the soreness, stiffness and lameness of the muscles, keeping them flexible, retaining the proper circulation and preventing the horse from becoming sore; as a consequence he will work the entire heats for which he is entered, free from lameness, and be ready for work the next day.

Any horse owner or driver who uses my Witch Hazel with my Liniment Powder and is not entirely satisfied with the results of the working of them, can have his money back.

You take no risk with Daniels'; every package is warranted.



DR. A. C. DANIELS' MEDICINES



Dr. Daniels' Witch Hazel with Liniment Powder for Track Use will be found superior to any of the violent nostrums and so-called liniments now in use.

Every Horseman recognizes the immense amount of Sore and Tender Footed Horses on the Track, but very few horsemen have stopped to think of the cause. From a long and careful study of the matter, I am satisfied that *one-half, or more*, of the general lameness in track horses results from the improper treatment during the race and the use of harsh liniments, strong enough oftentimes to blister the fine sensitive skin of the thoroughbred horse. When one stops to think of the excitement and heated condition of the animal after working a heat, he must realize the intense strain of the nervous system, and instead of adding fuel to the fire, means for allaying this intense excitement should be applied. The Wash I recommend is at once less expensive, absolutely harmless, and positively more effective, and will give the Track Men better results than any of the other articles on the market to-day for this purpose. This is *no idle boast*, and my offer to refund the money if my advice and remedies are not satisfactory, ought to be sufficient evidence of my faith in the treatment.

For Leg Wash.—After each heat take Dr. Daniels' Triple Extract of Witch Hazel (1-4 to 1-2 pint) to a quart of hot water, into which put two tablespoonfuls of Daniels' Celebrated Liniment Powder. When possible allow the foot to stand in a bucket of this water deep enough to cover the ankles and wash with a sponge, bathing and rubbing the ankles and legs with this solution; then plunge into cold water for a second or two. Wipe and rub dry and let the horse rest. Give thirty drops of my No. 1 Colic Cure (as far back in the mouth as possible) between each heat. Try this on your horse. When he quits you will always use them after a trial. You can use the same wash for several heats or during a race.

Give a dose of Daniels' Renovator Powders in the feed morning and night. Makes blood, acts on the kidneys, bowels and digestive organs.

For Body Wash.—One-quarter pint of my Triple Extract of Witch Hazel to a quart of warm water, add 1 teaspoonful of my Liniment Powder; keep the water hot; bathe with a sponge; follow with a dry cloth and blanket.

For Sponging the Mouth and Nostrils.—One-quarter pint of my Triple Extract of Witch Hazel to a quart of warm water, sponging the mouth and nose thoroughly.

YOU KNOW WHAT

That dull, lazy, tired feeling is. Did you ever think that when your horse didn't drive or act well, that *he might feel the same way*, and that he needed a course of treatment? Dr. Daniels' Horse Renovator will in a week's time make the horse feel better, look better and drive easier and faster.

Do you keep cows for profit? Give Daniels' Renovator Powders.

Do you want them to give more milk? Give Daniels' Renovator Powders.

Do you want them to give better milk? Give Daniels' Renovator Powders.

Do you want them healthy and strong? Give Daniels' Renovator Powders.

Give them Daniels' Renovator Powders,—and they will be all this for you.

Dr. A. C. Daniels' Witch Hazel or Hamamelis FOR FAMILY USE

Cloudy Extract of Witch Hazel. The Household Remedy for External and Internal Use. Approved by Physicians and Surgeons. Used by Thousands All Over the World. Not a New, but a Good Remedy for All Kinds of Inflammation, Hemorrhages, Sores, Burns, Cuts, Etc., and a Thousand Other Ills and Accidents



Dr. Daniels' Cloudy Extract of Witch Hazel or Hamamelis is a white, cloudy, but colorless, aromatic liquid. Medicinally it is a healing astringent and styptic, and is recognized by the profession as a valuable therapeutic agent. Daniels' Cloudy Extract of Witch Hazel is manufactured with the greatest care, by a secret and patented process, which retains all the virgin strength and medicinal qualities of the Hazel, which enables us to offer to the public an Extract of Witch Hazel absolutely incomparable and positively *two to three times* as strong and

effective in its medicinal qualities as any similar product before the public; one trial bottle will prove its value and worth.

Dr. Daniels' Cloudy Extract of Witch Hazel is not a new and untried remedy, but has been used for years by appreciative sufferers. Modern science has been applied to its production, so that to-day an old and life-long friend is made new to gain additional favor among those suffering from any of the inflammatory conditions to which mankind is so subject.

Dr. Daniels' Cloudy Extract of Witch Hazel can be used by men, women or children freely and as safely as though it was water. It is absolutely free from any poisonous drug or chemical.

Dr. Daniels' Cloudy Extract of Witch Hazel is a safe and effective remedy for internal or external use. It has the favor of your physician, simply because he knows its pureness, strength and worth.

Dr. Daniels' Cloudy Extract of Witch Hazel is useful in such a wide range of injuries and ailments that it is well-nigh impossible to give instructions in so small a book for its every use. The intelligence of the public in these enlightened times will see from the following directions its worth and general method of application, and will exercise their excellent judgment in multiplying the use of this most wonderful remedy.

Dr. Daniels' Cloudy Extract of Witch Hazel is probably more generally used throughout the United States than any other proprietary medicine. Like all his remedies, when once used, they always receive the preference.

Dr. Daniels' Cloudy Extract of Witch Hazel is not only a most wonderful liniment, but can be used for all diseases of an inflammatory nature; particularly adapted to inflammation of the mucous membrane, and internal use.

Dr. Daniels' Cloudy Extract when used as a liniment for relieving pain has its widest field of usefulness. It embraces the entire class of external accidents which can be reached by direct application. The repeated and liberal use of it will stop and retard inflammatory process; will hasten a subsidence of inflammatory conditions, and will invariably relieve the pain resulting from inflammation.

Dr. Daniels' Cloudy Extract of Witch Hazel asserts a wonderful control over hemorrhages, whether of an external or internal nature. Its liberal use is always beneficial, and bleeding, the result of superficial injury, is easily controlled. Used internally as a styptic, it has no equal. Never be afraid to use Dr. Daniels' Cloudy Extract of Witch Hazel internally or externally, and oftentimes the best results are obtained from both methods of administration.

Dr. Daniels' Cloudy Extract of Witch Hazel should be in every family, factory, hospital, doctor's and dentist's office. It is handy for every emergency, which makes it a most remarkable domestic remedy. In diseases and affections of the skin and nearby tissues, in which the principal element is pain, Dr. Daniels' Cloudy Extract of Witch Hazel is particularly useful because of its anodyne property.

For Abscess.—In any portion of the body where there is great pain and inflammation, hot applications of Daniels' Cloudy Extract of Witch Hazel will be found very beneficial, and will relieve much suffering previous to the expulsion of the pus, and used afterwards the sore will very quickly heal.

For Malignant Pustules and Boils.—At the beginning saturate a piece of woolen cloth with hot Witch Hazel, bandaging the affected parts; keep hot and wet; in seventy-five cases out of a hundred the inflammation will be dispersed. If, however, the *boil* discharges, Daniels' Extract of Witch Hazel should be applied freely, and the healing will be hastened.

For Bruises, Lameness, Wounds and Rheumatism.—Bathe the injured parts with Daniels' Extract of Witch Hazel; where possible, bandage, and keep the bandage wet. The pain and soreness will soon depart.

For Burns, Scalds, Abrasions of the Skin, etc.—Apply a cotton cloth wet with Daniels' Extract of Witch Hazel; keep the cloth wet with the Extract; do not be afraid of using too much. It will allay the inflammation and soreness and hasten the cure.

For Sunburn and March Winds.—Bathe and apply a cotton cloth wet with Dr. Daniels' Extract of Witch Hazel; a few times will relieve the pain and restore the flesh to its normal condition.

Chilblains and Frost-Bites.—Apply the Extract freely, covering with a cloth saturated with the Extract. A few applications will effect a cure.

Sore Feet, Chafing, etc. will be relieved by frequent bathing in hot water into which has been put Daniels' Extract of Witch Hazel.

For Corns and Bunions.—Soak in hot water; with a sharp knife remove the hardened surface, then with a soft piece of cotton or linen keep wet with Dr. Daniels' Cloudy Extract of Witch Hazel.

For Fetid Feet, arising from perspiration, soak in hot water and rub briskly with Daniels' Cloudy Extract of Witch Hazel.

Cracked Hands, Rough Skin.—Soak and wash in hot water to which has been added a few drops of Daniels' Carbo-Negus, after which bind up with



a soft piece of cotton cloth, kept wet with Daniels' Cloudy Extract of Witch Hazel.

For Fissures and Cracks of the Skin.—These very often occur upon the nipples of the female breast, between the toes, also in the mucous membrane of the lips, anus, vagina, etc., and should be washed thoroughly with warm water into which has been dropped two or three drops of Daniels' Carbo-Negus. Then apply frequently Dr. Daniels' Extract of Witch Hazel. This will relieve inflammation, soreness, and facilitate the healing.

Sores of almost any kind should be washed in a solution of Daniels' Carbo-Negus and warm water, 10 to 15 drops to a quart of water, to destroy all germ life, after which apply freely Daniels' Cloudy Extract of Witch Hazel. Bandage with a soft cloth and keep wet with the Extract.

Stings of Insects and Bites of Mosquitoes and Spiders should be bathed freely with Daniels' Extract of Witch Hazel: the cloth should be kept wet with the Extract, and the swelling will be dispelled and the pain relieved.

In Affections of the Mucous Membrane the inflammation oftentimes becomes chronic, the tissues become flabby, and the flow of the mucus is largely increased as in Catarrh, etc. The nose, throat, mouth, stomach, intestines, urethra, vagina, etc., contain this membranous lining and make it easy for us to understand the many disagreeable troubles of these membranes.

Catarrh, which is nearly universal with mankind in some form or other, is attended with much inconvenience, frequently causing pain and discharges of mucus.

Catarrh of the Bladder can be very successfully treated by the use of Dr. Daniels' Cloudy Extract of Witch Hazel. By taking a teaspoonful of Daniels' Cloudy Extract every three or four hours during the day, internally, and injecting it into the bladder night and morning, a tablespoonful, diluted with twice the quantity of warm water, at a temperature of 98° to 100° F.

Catarrh of the Head (Cold in the Head, etc.)—Carefully cleanse the nostrils; then with a douche or syringe inject into the nostrils a solution of warm water and Daniels' Cloudy Extract of Witch Hazel, in about equal parts. Tipping the head back the solution will flow through the nose into the mouth and thus be ejected. Repeat this operation two or three times and gargle the throat night and morning.

For Sore Throat.—Gargle frequently with Daniels' Extract of Witch Hazel full strength, and swallow a teaspoonful once in three or four hours; this will give relief, allay the inflammation and reduce the discharge of mucus. A cloth kept wet in Witch Hazel and bound around the throat is of great benefit.

Dr. Daniels' Extract of Witch Hazel will be found very useful in **Hay Fever**. With a nasal douche dilute with warm water about equal parts and spray the throat and nose two or three times a day.

For Catarrh of the Vagina.—This includes Whites or Leucorrhœa and is a very common trouble, being purely catarrhal in its nature. Use two quarts of hot water, into which put six drops of Daniels' Carbo-Negus and use as a douche, then inject equal parts, a cupful each, of Daniels' Extract



DR. A. C. DANIELS' MEDICINES



of Witch Hazel and hot water, retaining the same ten minutes. The patient should lie upon her back with a bed-pan under her.

For Sore Gums and Sore Mouth, whether in infants, adults, men or women, hold about a teaspoonful of Daniels' Cloudy Extract of Witch Hazel in the mouth a few minutes and saturate the afflicted parts.

Common accidents are annoying and often result in painful and dangerous conditions, but in most cases they should not cause any extended trouble. Should there be a cut, draw the lips of the wound together, wash away the blood stains, wind a bandage about the injured part; beginning below, wind upwards; then saturate and keep wet with a soft piece of cloth and Daniels' Cloudy Extract of Witch Hazel. In two or three days remove the cloth and until the parts are firmly united apply a piece of plaster.

Dentists will find Dr. Daniels' Cloudy Extract of Witch Hazel of great advantage to them in their practice. The mouth should be rinsed with it, and it should be injected directly into the wound.

Bleeding Nose.—Inject *carefully* Daniels' Cloudy Extract of Witch Hazel into both nostrils, throwing the head back and allowing the fluid to pass into the mouth from which it can be ejected. In some cases it will be necessary to saturate a piece of soft cloth with the Extract.

Piles.—It does not matter the variety or the kind; all are troublesome. Take internally three times a day a teaspoonful of Daniels' Extract of Witch Hazel. Inject a teaspoonful each of hot water and Daniels' Cloudy Extract of Witch Hazel night and morning. Bathe often and freely with the Extract; and saturate with a sponge or piece of cloth and keep wet with the Extract; apply often to the affected parts externally. This treatment will almost instantly relieve the pain and in a very short time *cure* the piles.

Earache.—When from neuralgia a swelling is noticed, saturate some lint with Daniels' Cloudy Extract of Witch Hazel, *hot*, and carefully fill the ear, covering with a dry cloth; repeat and keep hot; it will act as a poultice and quickly relieve the pain.

Headache.—When caused from neuralgia, rub the temples and scalp with Daniels' Cloudy Extract of Witch Hazel; saturate a soft piece of cloth and lay over the temples.

As a Face Wash, nothing is more refreshing and invigorating than Daniels' Cloudy Extract of Witch Hazel.

Toothache, resulting from neuralgia or cold: Saturate a piece of absorbent cotton with Daniels' Extract, and carefully pack around the gums and aching tooth.

In all forms of sprains, strains, rheumatism and soreness of the muscles, the pain and lameness will be relieved by a generous application of Daniels' Cloudy Extract of Witch Hazel, and a brisk rubbing; also bind around the affected parts a cloth wet with the Extract.

Black Eye and Bruised Skin will be quickly relieved by keeping a soft cloth wet with Daniels' Cloudy Extract of Witch Hazel upon the injured surface.

Sore Throat, Inflammation of the Tonsils, Cold in the Head, Hoarseness, etc.—Gargle the throat with Daniels' Cloudy Extract of Witch Hazel three



DR. A. C. DANIELS' MEDICINES

or four times a day. Saturate a piece of flannel in the Extract and bind around the throat and cover with a dry cloth. If the cold appears in the head, dilute the Extract with warm water in equal parts; with a nasal douche, inject into the nostrils, or snuff it up. This treatment, repeated three or four times a day, will invariably give relief.

Sore Lungs.—Take a teaspoonful of Daniels' Cloudy Extract of Witch Hazel four or six times a day.

Itching.—Bind a cloth wet with Daniels' Cloudy Extract of Witch Hazel to the affected parts and renew until the itching has ceased, which will be very soon.

Scratches.—Whether by animals, plants or shrubs, bathe frequently with Daniels' Cloudy Extract, and bind upon the affected part a soft cloth wet with the Extract.

Eruptions of the Skin, Pimples, etc.—Of course these are always caused by humor in the system, or from the condition of the stomach, and should be treated under the advice of a physician. Daniels' Cloudy Extract of Witch Hazel will, however, be found most valuable in reducing the inflammation, stopping the itching, and in a short time causing the eruptions to disappear.

Daniels' Cloudy Extract of Witch Hazel as a toilet article is a necessity for every lady and gentleman. It is better than any of the so-called prepared cosmetics, lotions or powders.

Redness and Roughness of the Skin and Chapped Hands.—Should be freely bathed with the Extract. This will restore the skin to its natural color and make the skin firm and flexible.

Prickly Heat.—Bathe frequently with Daniels' Cloudy Extract of Witch Hazel. If the arms and neck have been exposed, a thorough bathing with the Extract and a good rubbing will insure one from taking cold.

For Gentlemen.—As a wash for the face after shaving, Daniels' Cloudy Extract of Witch Hazel will be found far superior to Bay Rum, Florida or Violet Water. It quickly reduces the inflammation which remains after the use of the razor, stops the bleeding, if any, and makes the skin firm and flexible. It is used by the best barbers throughout the United States.

For Athletes, and those who take daily exercise, Daniels' Cloudy Extract of Witch Hazel will be found of great advantage, stimulating the muscles and cords, and removing all soreness and swelling.

For a Rub Down it has no equal, as thousands all over the country will testify.

For Dandruff, Scaly Scalp, Loss of Hair, Daniels' Cloudy Extract of Witch Hazel will be found one of the most efficient remedies for these troubles in existence. Wash the hair with Daniels' Carbo-Negus, diluted one-half, and rinse clean with warm water. Apply Daniels' Cloudy Extract of Witch Hazel freely, massaging the scalp briskly. This will insure a clean scalp and prevent the hair from falling out. Not one man in a hundred need have a bald head, if this advice will be followed when dandruff is first discovered.

Dandruff is caused by a germ; the germ must be destroyed before a healthy scalp can be insured.

Like all good things, Dr. Daniels' Witch Hazel is imitated.




DR. A. C. DANIELS' MEDICINES



For the accommodation of our clients who may not be situated conveniently to get Surgical Instruments, Thermometers, etc., we have arranged to furnish them by mail or express upon receipt of price.

P. S. We do not pay charges of delivery, and if ordered by mail, loss or breakage is at your risk. Money must accompany your orders for these instruments unless ordered through your dealer.



Hard Rubber Veterinary Syringe

Two Pipes

\$2.00 each



White Metal Injection Syringe Single Tube



1/2-oz., 25c.; 2-oz., 35c.; 4-oz., 50c.; 6-oz., 75c.; 12-oz., \$1.25; 16-oz., \$1.50;
24-oz., \$2.75; 36-oz., \$4.00; 48-oz., \$4.50.




Hard Rubber Syringe Single Tube

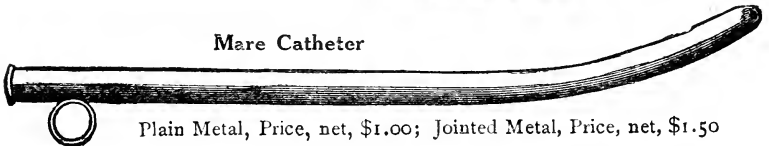
1-oz., 70c.; 2-oz., 90c.;
3-oz., \$1.25; 6-oz., \$1.50;
12-oz., \$2.25; 24-oz., \$4.50.

Horse Catheter

Price, net, \$1.50




Mare Catheter



Plain Metal, Price, net, \$1.00; Jointed Metal, Price, net, \$1.50

DR. A. C. DANIELS' VETERINARY PHYSIC BALL



ALWAYS READY

The only safe and reliable Physic Ball on the market. Physic at times is as necessary for your horse as food or stable. This is a well-known fact, but it is a treatment sadly neglected, not because you were ignorant of the benefits to be derived, but the trouble required, and the uncertain results to follow, hardly seem to warrant the effort. It has always been a difficult medicine to administer. Either a copious drench distributed almost anywhere except the desired spot, or a hard, dangerous mass in the form of a so-called "Ball," liable to choke the horse, and not liable to give satisfactory results even if successfully given; these have deterred you from giving physic often when you knew it would be of benefit to the horse.

Dr. Daniels' Physic Ball does away with all this uncertainty, danger and trouble. Like all of his remedies, simplicity and common sense makes it easy for anyone to give this truly desirable remedy to the horse, without danger to the animal or discomfiture to the person. It is the kind to use because it keeps good in any climate, any length of time; is sure, safe, reliable, easy to administer, always works, and always pleases you in results. Dr. Daniels' Physic Ball is always to be given when symptoms indicate *Colic, Stagers, Congestion of the Brain, Worms, Indigestion, Hide-bound, Dropsy, Founder, Lymphangitis, Spinal Meningitis, etc., etc.* Dr. Daniels' Physic Balls are made in two sizes, Nos. 1 and 2. No. 1 is especially prepared for large horses, while No. 2 is compounded for small horses and colts, or to be given as a laxative. The same directions for use apply to both.

RULES TO OBSERVE WHEN TREATING WITH PHYSIC

Never give physic second time within ten days. Never give cold water during or immediately after administering a Physic Ball, *take off the chill*. Do not work the horse or expose to draughts, wet weather or cold during the operation of a physic or even the day after. In some cases like Meningitis, etc., where quick action is required, a Physic Ball has to be given at first symptoms discovered; but generally it is best to **prepare a horse for a physic**. You then secure the best results in the quickest and safest manner. For twenty-four hours before giving physic, feed warm bran mashes, always adding one of Daniels' Renovator Powders to each mash (no grain or hay). After giving Physic Ball the feed should be light; mashes with Renovator Powders until operation, is best. After operation feed long hay for first day (no grain). Then resume with regular feed, but add one of Daniels' Renovator Powders morning and night for a week. This treatment carefully administered will cleanse the system and ensure a speedy return to



DR. A. C. DANIELS' MEDICINES

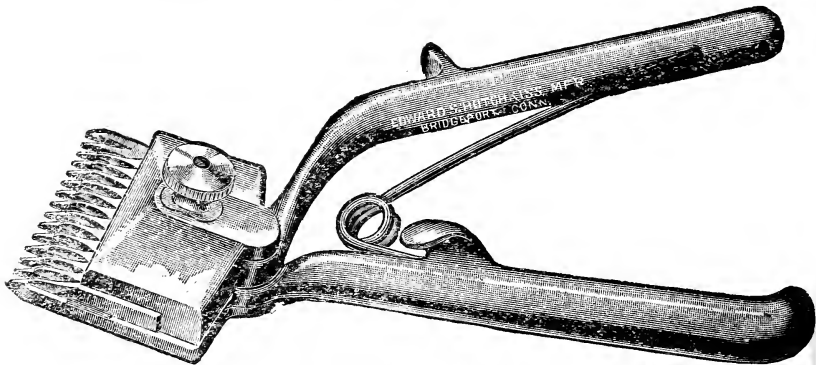


strength and spirits. Should the purging be too profuse, give a little flour with arrow-root. An injection of warm water and soap is useful in dissolving any obstructions, and a gentle exercise of twenty minutes, twelve to twenty-four hours after giving physic, often assists moving of the bowels.

How to give Physic Balls.—Always loosen the horse before attempting to give a ball: open the mouth, grasp the tongue firmly with the left hand, gently pull forward on the off-side of the mouth and there fixed, not by continuing to pull at it, but by pressing the fingers against the side of the lower jaw. The Ball being now taken between the tips of the fingers of the right hand, slightly moistened, is passed rapidly up the mouth, as near to the palate as possible, until it reaches the root of the tongue. It is there delivered with a slight jerk, and the hand being immediately withdrawn, and the tongue let go, which, when drawn back, carries the Ball with it. Its passage should be watched down the left side of the throat and if it is not seen going down, a few gulps of warm water (which have handy) will usually convey it to the stomach. Daniels' Physic Balls are always safe and satisfactory. Requires about 24 hours for physic to operate. Do not look for or expect a *copious watery discharge* in operation; such is not intended or to be desired.

All animals while at rest immediately after work should be protected from cold air or draughts. When put in a stable that is warm and no draughts, blankets are unnecessary; if stable is cold and wind is blowing through it, blanket the horse. It is also wise to always "cool off" the horse that has been hard worked and overheated by slowly walking about until "dried off." Your horse, stopped on the road when warm or exhausted, if only for a few moments, should be blanketed.

Don't drive your heated horse through a stream of cold water. Lots of trouble ensues from thus doing. Avoid washing the legs in cold water when coming into the stable from work—"dry them out" first. Change in shoeing should not be too abrupt—gradual change from one form or style shoe to another will prevent many forms of lameness.



Fetlock Clipper, No. 75, best make, all Nickel, Price, \$1.75

Through your dealer. If by mail or express, at your risk and expense.

DR. A. C. DANIELS'

HEALING POWDER

FOR

Horses, Cattle, Dogs and Cats

Cures Canker in the Ear or Canker in the Mouth. Scratches, Grease Heel, Mud Fever, Thrush, Poll Evil, Fistula, Quittor, Sore Back, Sore Tongue, Lampas, Galls, Fresh Cuts, Sore Teats on Cows, Hoof Rot, Foul in Cattle's Feet, etc.

DIRECTIONS

For Canker in the Ear.—Syringe and clean out the ear with warm solution of Carbo-Negus, dust the Powder into the ear thoroughly, repeating a few times.

For Canker in the Mouth.—Put into and onto the sores, pinches of the Powder frequently.

Scratches. Grease or Mud Fever.—Clip the hair close, cleanse the parts with an old towel, bathe with a strong solution of Powder, then rub in the dry Powder all that will stick, and apply Vaseline or Lard to the surface to prevent a hard crust, once a day, if the horse is not at work; if he is then make the application twice a day. Give Renovator Powders once or twice daily in the feed, for the blood.

For Sore Throat.—Two tablespoonfuls of the Powder in half a pint of water, syringe the throat three or four times a day and, after the operation, put a teaspoonful of the Powder on the horse's tongue. It will cure the worst case in one or two days; if there is a gathering under the jolls, open it and syringe with a strong solution of the Powder.

Thrush.—Clear away all the ragged portions of horn, cleanse the foot with warm salt water, and apply the Powder daily, pressing it well into the cleft of the frog and corresponding part of the heel; get the Powder to the bottom of the sore.

Sore Tongue or Mouth.—Put two teaspoonfuls of the Powder into half a pint of salt water and swab the mouth two or three times a day.

Lampas.—Rub the swollen ridges or bars with the dry Powder two or three times a day.

Galls, Sore Back, Mange and all Diseases of the Skin.—Thoroughly cleanse the affected parts, then bathe freely with a solution and press or pat in the Powder.

N. B. After a coating of the Powder becomes dry, soften with Lard or Vaseline.

Hoof Rot, Foul in Cattle's Feet.—Use same as for Thrush on Horses.

For any deep Sore or Ulcer, Poll Evil, Fistula, Quittor, make a strong solution of the Powder with warm water and inject to the bottom of the sore.

For Cuts, dust on the Powder at once.



How to Locate Lameness

When at rest the horse pointing one foot in front of its mate indicates lameness of that leg.

When the upper part is extended, knee bent, and the foot nearly in line with its mate, look for lameness at the elbow.

If the limb be relaxed, the knee bent, one foot behind the other, look for the lameness in the shoulder.

Hind foot knuckling, or off the ground, shows lame hind foot.

If one hind leg is held in front of its mate, look for the lameness below or in the hock.

Both hind feet well forward, head up, both front feet may be lame.

Fore feet back under the chest, leaning forward, head down, both hind feet may be lame.

If your horse be on the road and his head nods and dips, there is lameness forward.

If the head *drop to the right*, look for lameness on the left, while if the head *drop to the left*, the lameness is on the right.

If croup be dipping, the lameness is behind.

If the foot is lifted straight up and quickly, lameness in hind foot or hock; *remember the hip drops opposite* to the lame side.

Thus if the nodding of the head and the dropping of the hip be *on the left side*, look for lameness *on the right*.

The reverse of these movements shows lameness on the other side, so it is not so hard to tell in which leg lies the lameness.

Fore foot swung around sort of half-circle near the ground, lameness is probably in elbow or shoulder. Lead him to step over some obstacle. If he steps over it is not shoulder lameness.

If the toe is brought down first, look for Sidebone, Sprain of Back Sinews, Sprain of Suspensory Ligaments, Navicular Disease, Shoulder Lameness or Hip-Joint Lameness.

If the foot is brought down heel first, look for Founder, Seedytoe, Ringbone, Stifle Joint Lameness.

If, when you first drive out, little lameness or perhaps none, but increases or appears, look for Splint, Sore Shins, Side-bones or Knee-Joint Lameness.

When considerably lame at starting, but seems to wear away, look for Navicular, Grogginess, Rheumatism, etc.

When trotting along straight no lameness is noticed, but in turning quickly it appears prominent, Spring-halts or Sprained Back.

Having located the lameness in a certain limb does not always make it an easy matter to say *where* in that limb lies the trouble, but it is well to remember this one fact—the *foot* has much greater liability to lameness than any other portion of the limb: hence, no matter what your final conclusions may be, *stick to the foot until you are positive* it is free from injury or defect; then continue your examination upward with care, feeling with a keen sense of touch for any heat, sign of swelling or indication of tenderness, watching with a clear eye every movement of the leg from every point of view, front, side and rear. Doing this thoroughly and comparing results with foregoing remarks will enable you to nearly always correctly locate the cause of lameness.

It may be well to bear in mind the origin of Splints, Spavins, Ring-bone, etc.; known in their maturity as exostosis, are in their source periostitis, which is an inflammation of the enveloping membranes, caused by external influences on leg. severe strains and sprains involving these membranes, and which, if not allayed, lead to deposits of a bony growth. These conditions are obscure in the beginning and difficult to determine, but at the first possible moment treatment should begin. *Every moment of delay but makes the cure more in doubt.*

Hot Fomentations (to the leg).—Beginning at a point below the injury, wind woolen bandages around and above the swelling, leaving them quite loose at the top, to act as a funnel; pour into them the hot Liniment Powder Solution; to steam, cover with dry bandage. It is a good plan to use cold fomentation immediately after hot (alternating from hot to cold), in many cases. It is better to take off bandages in the morning, and rub on a little Oster-Cocus Liniment for strains, sprains or swellings; or Wonder Worker Lotion, for sores, cuts and wounds.

Indications of Disease in the Horse

When there is an unusual dullness and sleepiness or extreme wakefulness or wildness, it indicates brain trouble. **Palsy, spasms, and convulsions** lead to the same trouble. A prominent and swollen condition of both eyes also indicates congestion of the brain.

Coughing is the most important symptom of disease in the breathing organs. It is moist in catarrh, colds, etc. It is dry in the first stages of colds, pleurisy and broken wind, roaring and indigestion, worms and liver disease. **Rapid and difficult breathing** indicates lung affections. When the breathing is more difficult than usual in the belly it is an indication of pleurisy in the walls of the chest.

Diseases of the Digestive Organs.—Abnormal appetite usually indicates worms or irritation of the stomach. In diarrhoea the discharges from the bowels are frequent and watery; in constipation, infrequent, dry and hard. When an animal passes blood, it is generally from dysentery, piles, ulcers in the bowels, or rupture. **Swelling of the belly, unusual discharges of wind, and fits of giddiness** are common in colic and indigestion. Watch the signs.

Embolisms cause certain forms of lameness, almost impossible to locate by the inexperienced, caused by certain conditions of the blood vessels, forming clots in the arteries. They increase in size, passing from one to another until arrested at some point, they prevent further circulation in that direction, causing swellings and painful lameness. The hind legs in particular illustrate this disease. When the horse, seeming in good condition, shows lameness in one leg, the more he is worked, the faster the gait, the greater the lameness; being allowed to rest, the lameness disappears. The trouble is there, and again put to work, walking may not show it much, but put to a trot he slackens pace, and if pushed becomes lamer and lamer, refuses to go, breaks into profuse perspiration, actually falling down if not allowed to rest, but always repeating this act if again put to work. When



your horse shows symptoms like these, if you can find no other reasons for such, it is safe to conclude Embolism is present, and there is no cure for it in most cases. It is possible in a few cases, when not too extreme to overcome the trouble, turn to pasture and rest. Nature will do all that can be done.

How to Tell When Your Horse is Sick

Symptoms.—When the horse has Distended Abdomen, belches, seems bloated, covered with cold sweat, indications of pain, paws viciously, ears cold, look out for *Colic*.

When the horse shows lack of strength, emaciated, hair dull and dry, hidebound, skin scurfy, has that tired feeling, he is out of *Condition*.

When the horse has shivering spells, followed by heated skin, restless, loss of appetite, dry and hot mouth, membranes of eyes and nose inflamed, persistent pain, quick breathing, constipated—look out for *Enteritis*.

When the horse paws slowly, pulse running up, shivering fits, pain upon pressure to abdomen, lies down with care, perhaps on his back, soon remaining quiet, bowels inactive, tongue coated, look for *Peritonitis*.

When the horse comes in from exposure, wet and cold, rub him dry, give one to three doses of Cough, Cold and Fever Drops, blanket and feed, adding one of my Renovator Powders, and he will not have anything for you to worry about, he will go right on earning your money.

When the horse grows thin, staring coat, ravenous appetite, low spirits, hidebound, food half digested, bites and gnaws manger or anything, rubs his tail against anything convenient, look for *Worms*.

Ears moving forward and back constantly, head elevated, feet raised high from ground, exhibits signs of fear at various sounds, indicates *Amaurosis*, *Glass Eye*.

Feet, Action of, in Disease:

Fore Feet thrown forward, *Fever in the Foot*.

Fore Feet thrown forward, and hot, *Founder*.

Pawing the ground, with spite, *Flatulent Colic or Stomach Trouble*.

Pawing the ground slowly, *Enteritis or Bowel Trouble*.

Fore Legs raising them high when walking, *Eye Trouble*.

Fore Legs widely separated, *Inflammation of the Lungs, Pleurisy, etc.*

Fore Legs beneath the belly, *Vertigo and Brain Ills*.

Fore Legs in manger, kicking and tearing, *Inflammation of Brain, Blind and Mad Staggers*.

Fore Foot pointing, *Navicular Disease*.

Heels—dry, horny and scabs, *Milk Leg, Grease Heels*.



DR. A. C. DANIELS' MEDICINES



Heels—pinched up, walking on toes, *Navicular Disease, Contraction.*

Legs, cold, *Stomach Troubles.*

Legs, hind, swollen, *Farcy.*

Legs, hind, *Dropsical*, often seen in Pleurisy and Dropsy of Chest.

Legs, hind, separated widely, *Inflammation of Bladder, or Urinary Organs.*

Legs, hind, straddling, *Inflammation of Kidneys.*

Legs, trembling, *Splenic Apoplexy.*

Legs, convulsed, *Epilepsy.*

Great thirst is seen in Pleurisy, Inflammation of Kidneys, Scarlatina.

Hair falling off in spots—*Mange or Itch.* If coming off in circular patches, *Ringworm.*

When the Head is depressed and bent to one side, sleepy, hates to move, eye dilated and inflamed, *Blindness—Abscess of the Brain.*

When the head is hanging down and pendulous, tries to lie down, cold perspiration, legs and tips of ears cold, much gas, tries to vomit, *Stomach Troubles.*

When the head is drooping, flanks heaving, fore legs separated widely, *Inflammation of Lungs.*

When the head is resting on the manger, falls asleep with loud noise, paws, *Stomach Staggers.*

When the head is swollen, with lower part of abdomen, *Anæmia, Poor Blood, Dropsy.*

When the head is tossed back, *Stupor, Unconscious, Brain Trouble.*

When the head is turning towards the side, grunting in breathing quickly, *Dropsical Swellings, Pleurisy and Dropsy of Chest.*

When the head is turned to the belly, breathing noisy and oppressed, eye dilated and bloodshot, rolling and tumbling, tail quivers, tongue color of lead, *Stomach, probably Rupture.*

When the head is turned towards flanks, rolling, paws, gets down and up, shakes body, stands fore and hind legs extended, nervous, *Spasmodic Colic.* If, however, there is wind or the abdomen continues to increase in size, it is *Flatulent Colic.*

Feet.—If the horse steps short and slow, back arched, constipated, chest tender to pressure, fore feet hot, and thrown forward, movements stiff, urine highly colored, look out for *Inflammation of the Pleura*, this is often termed *Founder.*

Thigh corded, swelling on inside of thighs, legs swollen, pulse small and quick, look out for *Farcy.*

Vomiting from Nostrils.—Tongue livid, pulse small, eyes glassy, belly bloated, breathing quick, *Intestine—Tympaanitis.*



Windpipe Rattling, nostrils red inside, mouth dry, cough, pulse strong and frequent, bad breath, scanty urine, occasionally with pain, bleeding from the nose, debility marked, cold sweat on neck and under portions of body, *Typhoid Affections.*

Eyes.—Tenderness, flow of tears, lids closed, white is inflamed, yellow matter, pupil dilated, *Ophthalmia.*

Blotches.—On neck and sides, *Skin Ill—Surfeit.*

Neck and Back.—Stiff and rigid, eyes squint, nose out, ears up, tucked up abdomen, hind legs straddling, fore feet well forward, constipated, breathing hard and accelerated, *Lock Jaw.*

DIET

Diet for your horse should be varied. Never feed the same diet continuously. Oats, Corn and many other things constitute good feed, but not all the time,—variety. I do not mean by this a sudden and radical change in feed. If an animal has been fed on corn, meal or oats, don't turn him out to depend entirely on grass, or he may scour.

If he be fat and lazy, grass feed will, no doubt, reduce flesh and blood, but if he be thin, he should have a little cracked corn or oats or both, which, with the grass, will soon put him into condition.

Most horses are overfed, not all of them, but a great majority. When the horse passes much undigested food, try feeding him less.

Three meals a day of the proper kind of feed is better than attempts to eat all the horse can hold.

Feed according to the size of the horse and work required. Many country horses are given hay, which they eat until they look as if they were "blown up." Don't think they must eat hay all day.

It is not well to water immediately before, and never should be done right after eating. An hour or so after would be a good time. Don't feed and water on the road when it can be avoided. If we feed too little we soon find it out. The horse will grow thin and if too much feed be given, the animal shows it by disease and death. Hence, study the animal's wants and use your good judgment.

Feeding.—Oats, Corn, crushed, occasionally from the cob, best of Hay is the cheapest, Chopped Roots and Fruit, Carrots, Potatoes, Apples, etc., etc., and keep the teeth in proper shape, Green Grass a little, when possible, Mash frequently and add my Renovator Powders occasionally, and you will keep your horses as near right as possible.

HOW TO ADMINISTER A DRINK OR DRENCH

An ordinary glass bottle may be used, provided there are no points around the mouth, but either the usual drenching horn or a tin vessel with a narrow mouth or spout is safer. The head should not be raised higher than a horizontal position, by which the fluid gravitates to the back of the throat. The medicine should be given in moderate quantities and each por-

tion swallowed before another is given. Avoid the use of all kinds of gag for the mouth, and do not pull out the tongue, as these are ready means of choking the animal. The drink must be given by a person standing on the right side, the side of the mouth being pulled out a little to form a sack or funnel, into which the medicine is poured, allowing an interval now and again for the horse to swallow. If any of the fluid gets into the wind-pipe it will cause coughing, whereupon the head should be immediately lowered.

Gestation Period of Animals.—The period of gestation varies in different animals. In the mare it is about eleven months, or 330 days, but varies. A young mare may not carry the foal as long. The longest time we have on record for a mare to carry a foal is 419 days, and the shortest time is 237 days. A case is recorded of a mare having a foal at thirty years old. Mares moderately kept and worked will breed longer than one well fed and not exercised. A case is recorded where a filly had a foal at twenty-two months old, and heifers at fourteen months old; but four years is young enough for colts to begin breeding, and heifers should not until a year and 8 or 9 months old. The mare may be worked up to two or three weeks of her time, but should have several weeks' rest after. The foal may be weaned at five to six months. The gestation period in the cow is about nine months, or 270 days; 240 days the shortest, and 290 the longest. In the ewe it is about five months. In the bitch it is about sixty-three days. In the sow it is from 115 to 140 days. The heifer should be a year and 8 or 9 months old when bred.

Water.—Now a word as to water for your stock. Much disease is created in stock from the impure water furnished to drink. Your horse, cow or any other animal should have pure water to drink; stagnant pool or pond water never allowed, a running stream or clean trough, and it won't do harm to clean out the trough once in a while. Pure Air, Pure Water, Proper Feed will do more to keep your stock in condition than anything else you can do.

The Frog.—You know the frog should never be pared or cut so it cannot come in contact with the ground. It is a cushion for the foot. Remember Dr. Daniels' Perfection Hoof Dressing is the best packing; it feeds the hoof and frog to a healthy growth, preventing contraction and foot ills. Apply once a day.

Rupture of the Stomach.—No Cure. This is often taken for Colic. Paws, looks at flanks, rolls, pulse small, breathing with labor, profuse perspiration, head near the floor, tail up and quivering, standing in a crouching position, fore legs extended, walking about in a circle, sits on his haunches, a few convulsive struggles and dies. Don't think this Colic. Don't drench with quarts of Gin, Pepper, Fire Water, etc., of any sort. Remember in Colic and all Stomach troubles, there is too much there already—and don't mistake these symptoms for Colic.

Stone in the Bladder.—Symptoms much like colic, but inquiry will show much irregularity in the discharge of urine, sometimes entirely suppressed. A peculiar point to notice is the apparent groan after voiding the urine. A Veterinary should be called to extract them and you can safely and with profit give two or three 60-drop doses of my Colic Cure. It relieves the pain and frequently allows the muscles to relax sufficient to expel the calculi or stones.



Hereditary.—The size, weight, general appearance, color, expression, disposition, speed, etc., are all hereditary tendencies; the faults and weakness are as much hereditary as the marks of merit and speed; the bad points and good points are alike hereditary; health and disease are many times hereditary. Thus Bone Spavin is generally seen when the regular proportions of the limb above and below the hock are not maintained. Curbs where the hock is straight and the os calcis is small. Strains of the fore leg tendons when the limb is round with the tendons confined at the knee. Navicular disease of the foot when the toes turn out and the chest is narrow. These are but few of the hereditary defects of the horse. We may continue the course through many external and internal troubles, all easily traced to hereditary tendencies.

Founder of the chest so-called: purely a muscle ill (over-driving). The animal steps short, slow and stiff, back arched, skin hot, if pressure be made to the sides of the chest indications of pain will show, breaths short and jerky, pulse from 40 to 60, forefeet hot, inflamed and extended, good appetite, constipated, urine high colored (p. 333 Dodds).

Founder in the Feet.—Laminitis (p. 350 Dodds).

Sand or Quarter Cracks (usually in the forefeet) caused by dryness, heat, contraction. The crack occurs through the border of the hoof, extends downward perhaps half way, or, sometimes, reaching nearly to the bottom of the hoof, it penetrates quite through the hoof. Sand crack often runs into Seedytoe.

Toe Sand Crack of the hind foot, caused by shoeing, violence, straining, treading, begins at the coronet, extends downward more or less through the hoof but ultimately reaching the toe, opening all the way down, inflamed, suppurating and even growing worse, almost beyond description (p. 358).

Inflammation of the Metacarpal bones, Sore Shins.

Symptoms.—The leg swells, an elastic doughy feeling over the shin bone, tender to touch, considerable heat, if not removed changes finally to bony matter.

Treatment.—Should be prompt, apply hot and cold water alternately until inflammation is somewhat allayed, then blister. Give 4 to 6 3c-drop doses of Daniels' Fever Drops morning and night, a good physic followed by light feed, bran mashes frequently and one of my Renovator Powders twice daily for a week or so.

Polypus.—Growth in the nose, obstructing breathing, usually a pear-shaped growth. Forms in the nasal cavities. Besides obstruction to breathing, a mucous discharge comes from both nostrils, sometimes pure blood runs almost in a stream from nose. The Veterinary should be called to operate.


Chorea.—A nervous twitching of the muscles peculiar to animals of a nervous disposition. Give Nerve Tonic, 3 to 4 regular doses of my No. 1 Colic Cure every morning and evening, and my Renovator Powders in the feed once daily, for two weeks. Electric Massage along the spine daily. If caused by brain lesions, no cure.

Cornea.—Sleepy, staggers, sluggish or staggering gait, drowsy, almost insensible, constipated, no fever or pain. Give Physic Ball, change feed and give two doses daily of my Renovator Powders.



DR. A. C. DANIELS'

Warranted Veterinary
Medicines for Cows
and Cattle



Dairymen and owners of cows will find Daniels' Veterinary Medicines of great benefit and value in treating their stock in ordinary and every-day accidents and ills.

Aborting.—To prevent cows aborting should be our first study. With this as a starting point, I will give a few rules to observe. Avoid blows and kicks; slipping on icy places; straining and jumping. Do not chill the internal organs with too much ice-cold water; avoid overfeeding or too rich foods; plan to preserve digestion; have platforms long enough for the cow to stand and lie down upon; avoid breeding in-and-in; this is of vital importance, and must be noted and observed if you intend to avoid aborting.

Things you can do to save your cow from aborting: If she be large with calf, give a dose of Daniels' Renovator Powders every morning in the feed three or four weeks before calving, and for the benefit of both cow and calf continue same for three weeks after; provide comfortable, clean quarters and surroundings.

Things you must not allow: Undue excitement and running; left to the wet or cold with neglect; ergotized, moulded, frosted, wet or otherwise damaged foods, foul atmosphere and filthy surroundings. Do not give *ordinary Condition Powders*.

The odor of uterine discharges should be carefully avoided, as neglect in this matter may be the cause of epidemic abortion, the whole herd becoming infected. Therefore watch all cows in pregnancy, and at first sign separate and isolate from the rest. **The symptoms to be noted:** "Cow off her feed"; dull and listless; lies down, or stands much longer than her usual custom; shows signs of uneasiness; paws; a slight discharge of whitish fluid; if in advanced stage, the discharge will be yellow or reddish. When any of the signs are seen, it is high time to heed. Isolate, deliver as soon as possible, and bury deep the fetus and after-birth, disinfect the premises freely, using strong solution of Carbo-Negus upon floor, ground, etc. My Carbo-Negus is especially desirable for disinfecting after aborting because of its strong odor, killing all odor of the lochia. Having here given some general information on what to avoid and what to do, I may say again, build for strength and blood; use care as to treatment, and nature will do the rest. **Daniels' Renovator Powders will do more to build and purify the blood and aid digestion**, thus giving the animal the benefit of what she eats, than anything you can do for her; all through the gestation period (which is from 240 to 300 days, the average being about 283 days) feed for a week at a time during pregnancy Renovator Powders twice daily, at intervals of two or three weeks; following this treatment will prove of profit to anyone trying to raise high-bred stock, and reduce aborting to a minimum.

After aborting the cow should have particular attention. The after-birth having been removed, the vagina should be thoroughly cleansed; syringing the same with a solution of Carbo-Negus (teaspoonful to quart of warm water); keep separate from the rest of the herd for four or five weeks; the balance of the cows should be looked after at once; feed one of my Renovator Powders every morning, and every evening give one-half ounce of chlorate of potash; look to good sanitary conditions and proper feed for the rest. The cow aborting should not again be bred until in heat four times, as if conceiving earlier will no doubt abort again. If a cow aborts twice in succession, fat and kill. The main cause for aborting no doubt is lack of mineral matter in the feed. My Renovator Powders will supply this want. Another cause is *the bull*. Do not use one that has served before for a week; have service in the evening or late afternoon; stable the cow by herself for a day or two, keeping her away from the possibility of teasing by the bull during pregnancy.

Calving.—Cows require assistance in delivering more than any of the lower animals. Don't, however, be too previous. Wait patiently. Do not offer help so long as water has not "burst," unless there is some irregularity in the neck of the womb, the neck of which is sometimes rigid, at others is bent or twisted. In case of rigidity, smear a little extract of belladonna around the neck of the womb. In many cases, however, one cannot wait for action from this mode of treatment. At such times secure a blunt-pointed, narrow, sharp knife, fix the mouth of the womb with the forefinger, slip the knife along the finger until it comes in contact with the neck of the womb, entering not more than one-fourth; make a slight cut on each side of the neck, *just a small puncture*, when the contraction will be overcome by the waters. The "twisting" is still more serious, and a surgeon should be sought. There are also five or six unnatural positions of the calf which require the surgeon's aid.

After-birth is sometimes retained because of poor condition, or hasty delivery; a day or two under most conditions is of no consequence, but long delayed, becomes serious. In such cases introduce the hand; with care separate the after-birth from the uterus. peel it off gradually with careful but firm pulling; thoroughly cleanse and disinfect by syringing with solution of my Carbo-Negus (teaspoonful to quart of warm water); give about two ounces of powdered ergot, if bleeding much.

Diarrhoea after Calving.—Give each night two or three doses of my No. 1 Colic Cure, at intervals of ten minutes in the feed, morning and night, give one of my Renovator Powders.

Lump Jaw.—Swelling upon the jaw, which left to itself continues to grow until it involves the larger part of the jaw and side of the head.

Treatment.—Apply my Oster-Cocus Liniment freely once or twice a day, do not blister too abruptly, so after the first two or three days, use once daily, and perhaps omit for a day or two, just using it often enough to keep up a brisk circulation.

Lack of strength before calving.—Cows are sometimes unable to stand up for a week or two before calving, so weak have they become from low condition. *To prevent*, feed well, clean, rich food, adding a Renovator Powder



DR. A. C. DANIELS' MEDICINES

three times a day (as soon as the cow shows signs of weakness) for four days; skip three days, and repeat every other week until calving. If you feed well, have good, clean surroundings, and give my Renovator Powders one or two days in a week once a day for a couple of months before calving, you will prevent lots of trouble at the critical time.

Milk Fever: Dr. Daniels' Cough, Cold and Fever Drops for Milk Fever.—I offer this medicine as being far superior to anything heretofore known, as a specific for **Milk Fever in Cows**. This dreaded disease has proved the bane of dairymen throughout the world, as it is very common, and generally attacks the best bred and greatest milkers in the herd, and with the best treatment, if anyways severe at first, has hitherto proved fatal. I offer you a remedy which I do not claim to be infallible; I do claim and will prove to you upon trial, so superior to all medicines hitherto known, as to astonish the long-experienced dairyman, who has suffered the loss of hundreds and perhaps thousands of dollars from this fell destroyer of his most valuable cows. I can and will prove to you, by the indisputable evidence of your own experience, on your own stock, that at last the long-looked-for medicine and treatment are at hand, and that with small expense in money or time you can bid defiance to this dread destroyer.

Milk Fever, Puerperal Fever, or Inflammation of the Womb is caused by injury to the womb in calving, exposure to cold and chills, or retained after-birth. It is also attributed at times to contagion, as it is found more liable to occur in herds where one or more cows have had it.

Symptoms usually appear within three days from calving. The cow carries her head low; does not chew her cud; poor appetite, and steps from side to side with her hind feet, indicating pain in hind parts. Breathing is rapid, eyes bloodshot and staring, with a flow of tears. She soon grows weak, and falls or lies down, seems to think she cannot rise, and appears to have a general collapse. Head and horns hot to the hand. In first stages the bowels are sometimes loose but usually constipated, and the evacuations are darker than usual. The urine is light colored.

Treatment.—If the cow is down, get her body and head into the position which cattle usually lie; pack bedding around her, to hold her in easy position, with head well raised. Give her at once about a quart of raw linseed oil; put a bag of broken ice on back of her head, and change it once in two or three hours. Feed carrots, bran mash, or any easily digested food. My Renovator Powders twice a day. Give injections into the rectum of blood-warm soap-suds every hour. Give in ordinary cases **Dr. Daniels' Fever Drops, in thirty-drop dose**, well back on the tongue or gullet, once in half an hour, till a marked improvement is noticed. Later on once an hour. Usually two days will effect a cure. In severe cases, when the cow will make no effort to rise and the eyes look dead and glassy, administer the **Fever Drops** once in ten or fifteen minutes for two to four hours, or until the cow appears quiet and as if pain was relieved. Then give once in half an hour, till she eats and appears all right. This treatment will effect a cure in ninety-five cases in a hundred, and will **never fail** if the case is taken in time. It is **always well** to give the **Fever Drops** to **every cow**, five or six thirty-drop doses each day for three days **after calving**. Always



DR. A. C. DANIELS' MEDICINES



give the cow plenty of gentle exercise for a month before calving. This can easily be done by allowing pen or yard room. These precautions will save millions of dollars to the dairymen of this country each year. Feed my Renovator Powders once or twice a day for three or four weeks before calving, and for three weeks after for tonic and strength.

Pleuro-Pneumonia.—A contagious fever, slow to develop; destroys life quickly and is a most disappointing disease to treat.

Symptoms.—Rising of temperature, 102 to 106 degrees, slight shivering, loss of appetite, dry cough, urine scanty and off color, dark; as time goes on the animal evinces pain from pressure over the lungs, between the ribs, back is arched, hind legs up under the belly, hide-bound, discharge from nose and eyes, either diarrhoea or constipation. It is said when both lungs become diseased there is no help.

Treatment.—First of all put the animal into clean, airy, highly sanitary quarters; cleanse and disinfect surroundings with my Carbo-Negus. If constipated, 1 pound of Epsom Salts; if not too loose don't interfere; give my Cough, Cold and Fever Drops, one dose every half hour for two to three hours, or until fever is allayed; give my Renovator Powders three times a day in the feed.

Stomach Stagers.—Give 30 drops Daniels' Cough, Cold and Fever Drops every half hour, until six doses are given; plenty of milk and water to drink; mix one of my Renovator Powders in a quart of linseed oil, or a pound of Epsom Salts, and give as a drench every 24 hours, until bowels act normal, after which keep animal quiet; after recovery, feeding my Renovator Powders occasionally will prevent its recurrence.

Salt.—About two ounces of salt given every day to each cow will increase the yield of butter. Salt aids digestion, and consequently turns more of the food into milk. Renovator Powders fed twice daily 3 days at a time every two weeks keep the digestive organs bright.

Bloody Flux, Dysentery, Scouring Rot.—Change of diet at once; if stabled, put on dry food, pint of linseed each day, four to six doses of sixty drops each of Daniels' No. 1 Colic Cure; add to the feed three times a day one of Daniels' Renovator Powders, and if action of the bowels continues, give quart of boiled milk with half ounce each of powdered ginger and alum. In chronic cases feed mutton suet, two pounds with six quarts of milk, heat and give warm. Cod Liver Oil, Eggs and Milk as a drench.

Foul in the Foot.—Attend to at once; remove loose dirt or foreign substance, soak foot in solution of Carbo-Negus, freely use Wonder Worker Lotion, feed my Renovator Powders two or three times daily, and repeat soaking and Wonder Worker daily. It is well to bind on sponge or cloth wet in the Wonder Worker.

Red Water and Black Water.—Is caused probably by unhealthy food. If they have been in poor, wet pastures, they should be immediately placed for one week in pasture drained; plenty of grass. If stalled, feed plenty of boiled milk, corn, bran and sound hay. In the meal, corn or bran, you should put one of my Renovator Powders with each feed. Half dozen eggs beaten up in gallon of milk three or four times a day will aid recovery.

Lice, Ticks and Other Vermin.—Wash with a strong solution of Carbo-



DR. A. C. DANIELS' MEDICINES

Negus. Feed my Renovator Powders night and morning. Ticks should be cut with scissors, and touched with a brush or quill wet with Carbo-Negus.

Texas Fever (Anthrax).—Contagious. Kill all hopelessly sick and bury deep. Spread quicklime over them and about the ground and premises. Disinfect everything about the stable with solution of Carbo-Negus. Separate sick from well. Mix twelve ounces each carbolic acid and sodium bicarbonate with four fluid ounces of glycerine. Give two tablespoonfuls of this mixture in quart of water three times daily to all suspected animals, and feed one Renovator Powder twice daily. These Powders prepare the animal to resist the contraction of Texas Fever.

Hollow Horn (Anaemia of Cattle).—The animal must be well fed, well housed and well cleaned. The feed should be given in small quantities and often. My Renovator Powders should be given morning and night for one or two weeks. It should be given a moderate dose of salts to clean out the bowels. Give 30 drops of No. 1 Colic Cure, well back in the throat, every hour until six doses are given. If sour, which is often the case, wash with solution of Carbo-Negus (one tablespoonful to quart of water). No boring is needed after a treatment of this kind one week, which should be suspended and resumed the third week. If lousy (generally are), wash with solution of Carbo-Negus frequently.

Barrenness is either from Accident or Constitutional. The latter cannot be overcome; the former may be caused from *improper* food, most likely over-feed; if too fat, should not be served; they are slow to heat, and uncertain, turn to pasture. Climatic conditions sometimes cause it; lack of exercise, oil cakes, fat and sweet food; over-milking, delicate constitution. Don't have too fat breeders; just in good condition; cut down feed and give my Renovator Powders once or twice daily for a while. Change the bull; it may be his fault.

Tuberculosis.—Well-developed cases, incurable.

Daniels' Renovator Powders prove one of the surest preventatives of this disease, by preventing or curing the colds, and by giving strength and vitality to resist the infection.

To prevent constipation after calving, feed roots and soft foods, adding once or twice a day one of Daniels' Renovator Powders for a week or so; not only regulates, but tones and strengthens.

To Bring on Increase of Milk.—Feed nourishing food, mixing morning and night one of Daniels' Renovator Powders in the feed, for a week; then skip a week, when repeat the doses of Powders; puts the cow into fine feeding and feeling condition: better digestion, better milk capacity.

Bloody Milk.—Foment the udder with hot Liniment Powder (one spoonful to quart of water); give a dose of Epsom salts; milk full, but gentle; give Renovator Powders twice a day for two to four weeks.

Blue Milk.—Avoid impure water for drinking, diseased grass, grain or hay or filthy and foul odors. **Keep stable clean;** give plenty of good food, adding morning and night, for a week or so, one of Daniels' Renovator Powders.

Weeds.—Symptoms, shivering fits, feverish temperament. Cow hangs her head, refuses to eat, one or more quarters of the udder becomes hot, swollen and hard, soon becoming cold, insensible and black; prompt treatment only will save life. Give at once 30-drop doses of my Cough, Cold and Fever



Drops every 30 minutes for 2 or 3 hours; then once an hour for three hours more. Then give a drench composed of half ounce of powdered ginger, 6 drachms of caraway seeds and half ounce of allspice, mix in a quart of warm water. Second day give physic, Epsom Salts (about a pound). Foment the udder with solution of hot Liniment Powder, **hot as can be borne**. The udder should be suspended by bandage. Bran mashes twice a day, adding one of my Renovator Powders.

Garget in Cows (Caked Udder) is a frequent and troublesome disease, occurring more frequently in cows in **high condition**, and at calving time, and often caused by careless mode of milking, leaving a quantity of milk in the bag, which often leads to this disease. **Garget** makes its appearance in one or more quarters of the udder, which becomes inflamed, hot, swollen and hard.

Treatment.—Give at once a physic, 1 pound of Epsom Salts, with half ounce caraway seeds; give a quart of warm gruel as a drench, every 30 minutes for three hours; give 30-drop doses of my Cough, Cold and Fever Drops, and once each hour after until fever is allayed. Bran mashes morning and night, to which add one of my Renovator Powders. Foment the udder with solution of hot Liniment Powder (2 tablespoonfuls to a quart of water), repeating often until udder is softened. If treatment is delayed until pus forms it must be opened at the point of sack for its escape. Cleanse with solution of Daniels' Carbo-Negus and heal with Wonder Worker Lotion.

The feed should be dry and light; make as little milk as possible; draw the milk often, by hand or tube. If much swollen, the udder should be suspended by bandage, easily applied and fastened over the back of the cow. Often a hop or bran poultice may be put within the bandage to soften the bag. When hard bunches or swellings remain, rub the udder with Daniels' Liniment Oster-Cocus oil. When milk is caked in the udder, inject a saturated solution of bicarbonate of potash in warm water, using a small syringe with a long nozzle.

Sore Teats.—Wash clean with solution of Carbo-Negus (1 teaspoonful to quart of water); then apply my Wonder Worker Lotion.

Foot and Mouth Disease.—Isolate infected cattle at once. Disinfect the ground, floors and premises with strong solution of Carbo-Negus (cupful to two gallons of water). Sprinkle upon everything contaminated. Make a wood trough large enough to stand an animal in, about 6 inches deep; put into this a strong solution of Carbo-Negus, tablespoonful or more to quart of water. Stand the animal therein for half hour at a time, repeating two or three times daily. After each bath saturate sores with Wonder Worker Lotion. Give 30-drop doses of Daniels' Fever Drops every half hour until fever is allayed. Bran mashes and soft foods. Add one of Daniels' Renovator Powders to the feed twice a day. Follow this for several days and the cow will recover. Wash the mouth with solution of Carbo-Negus.

Hoose, Husk, Cold and Cough.—Dangerous. When your cow shows the first signs of a cold is the time to act (a stitch in time, etc.). Give at once a physic of 1 pound Epsom Salts, with half ounce of Caraway seeds. Make a quart of gruel, give in a drench, give 30 drops of my Cough, Cold and Fever Drops every 30 minutes for two or three hours, and once an hour while fever lasts. Bran mashes once or twice daily with one of my Reno-



DR. A. C. DANIELS' MEDICINES



vator Powders; if worms are in the air passage give every morning as drench (2 oz. of Oil of Turpentine, 1 oz. Sweet Spirits of Niter, half oz. of Laudanum, 4 oz. of Linseed Oil in a pint of gruel), or place in a close room where they can be made to inhale the fumes of burning sulphur, two or three times daily. House in warm, dry quarters.

Colic.—Symptoms: Animal restless, turns head to the left side with anxious expression, discharges gas. Give 30 to 60 drops of my No. 1 Colic Cure far back in the mouth as possible, every 30 minutes, alternating with 30 drops of No. 2, until 6 or 8 doses of each have been given. If any fever give a few 30-drop doses of my Fever Drops.

Calves.—Should the cow fail in her duty to clean the calf, shake a little salt all over the calf, which should always be allowed to remain with its mother for a few days for the benefit of both.

Navel String, if not properly severed, should be tied with a stout string, washed with solution of Carbo-Negus and my Wonder Worker Lotion applied. If tumor forms, lance, cleanse, and dress with Wonder Worker Lotion.

Scours.—Common to calves; caused by mismanagement and neglect, too rich or too poor food. Give small dose Castor oil and ginger, say 3 oz. oil, teaspoon powdered ginger; then give 2 or 3 doses of No. 1 Colic Cure, 20 drops to dose, at intervals of 30 minutes, a little lime water with gentian root tea (about 2 oz. of lime water, 2 oz. of tea), three times daily. Be sure the mother has my Renovator Powders twice a day.

Colic in Calves.—Give 20 drops of Daniels' No. 1 Colic Cure once in 10 to 20 minutes, until 4 to 6 doses are given.

Wintering Calves.—They should have dry, clean and warm quarters. Do not give large quantities of ice-cold water. Before drinking pour a kettle of hot water in the water trough. Pens are the best for calves the first winter, as it gives them room to move around. Crushed oats with occasional dose of Daniels' Renovator Powders, fine hay and skim-milk, makes good feed and strong, healthy stock.

The spring is the best season for calving. The cow should be dried five to six weeks before calving; the feed should not be too rich or too much during her time; the calf should have only the teat until four weeks old; then skimmed milk, and so on.

Our new Milk Fever apparatus for Milk Fever in cows, in conjunction with our Fever Drops and Renovator Powders ought to place every dairyman beyond loss from this fatal disease. They cost so little and ensure so much—no one owning one cow even ought to be without the entire outfit. They constitute the best possible Insurance Policy—for you won't meet with loss if they are properly used.

Has your Cow taken Cold? Has she a Cough? Has she any Lung Affections? Does she act Dumpish? Is she in **Good Condition**? Does she give as much Milk as she ought? For any of these troubles feed Daniels' Renovator for a week or two. If not satisfied with the results go back and get your money.

Any Aborting among your Animals? Give a Renovator Powder,—it prevents.

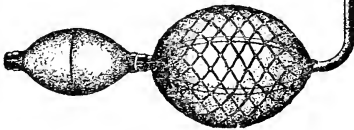


OUR NEW
**Milk Fever
Apparatus**

The Latest Improved Outfit for
the treatment of this
fatal malady.

RECOMMENDED BY
DR. JOHN R. MOHLER,
Bureau of Animal Industry,
Washington, D. C.

PRICE, \$3.00



Take No Chances.

Prepare for Emergencies.

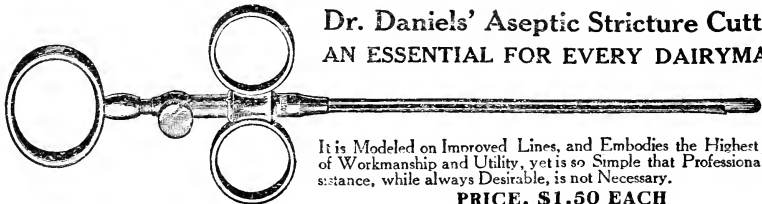
DR. DANIELS'
Milk Fever Apparatus.

A wonderfully effective instrument
for the Cure of Milk Fever.

An inexpensive necessity for Dairy-
men and Veterinaries in that its use
means a cure of this hitherto dreaded
disease in ninety-seven cases out of
every hundred treated where direc-
tions are followed. Simple in its con-
struction; light and small for carry-
ing; and so easy of manipulation that
any dairyman can use it successfully
without professional assistance. Sim-
ply follow directions:

1. Scald (a) metal cylinder (b) milking tube (c) short rubber piece connecting them (not the rubber bulb section) with boiling water, to sterilize.
2. Pack metal cylinder with absorbent cotton, saturated with Zenoleum Disinfectant or 5 per cent. solution of carbolic acid, and **BE SURE** that the end of the cylinder with wire netting is toward the milking tube, in order that no cotton may be blown into the tube in that direction.
3. Insert tube **WITH CARE AND FULLY DISTEND** each quarter of the udder by steady pressure of air through the apparatus, and bind each teat with tape to prevent any escape of air.
4. After udder is thoroughly distended the cow should be left alone, and if she is not on her feet in six or eight hours the treatment should be repeated.
5. Tube and cylinder should be rinsed in solution of Carbo-Negus before laying away and again before using.

Dr. Daniels' Aseptic Stricture Cutter
AN ESSENTIAL FOR EVERY DAIRYMAN



It is Modeled on Improved Lines, and Embodies the Highest Class of Workmanship and Utility, yet is so Simple that Professional As-
sistance, while always Desirable, is not Necessary.

PRICE, \$1.50 EACH

NO MORE HARD MILKERS



DR. DANIELS' Aseptic Teat Dilator

(DR. MURPHY'S MODIFICATION)

"Spider" in the Teat Easily Cured, and Sphincter Paralysis Entirely Disappears after a Few Days' Use. Recommended by Veterinarians and Dairymen.

PRICE, TWENTY-FIVE CENTS EACH

NEW and ORIGINAL—The result of a year's experiments

DR. DANIELS'

Aseptic Milking Tube

Properly made. Perfectly finished.

Easily kept clean.

The usefulness of a cow is often saved by the intelligent use of this simple instrument. In cases of inflamed, lacerated, or obstructed teats it is an absolute necessity, preventing fever and permanent injury to the animal.

Milking tubes are not intended for use on normal, healthy animals, but should always be at hand for an emergency. The prime requisite is that they be absolutely smooth and clean.

Dr. Daniels' Aseptic Milking Tube is recommended because it is so well finished and so easily sterilized. It is manufactured regularly in $1\frac{3}{4}$, $2\frac{1}{4}$, $2\frac{3}{4}$, $3\frac{1}{4}$ inch lengths, self-retaining. 25 cents each; \$2.00 per dozen.



2 1-4 inch, Self-retaining. Exact Size.



Daniels' Remedies for Sheep



Sheepticks.—Carbo-Negus, the safest and best wash on earth. Does no injury to sheep or wool. Dip the sheep in the ordinary way; keep them in about two minutes. (Do not dip when the sheep is wet.) Dip the lambs when the sheep are shorn, for the ticks will leave the sheep for the lamb after shearing. One gallon of Carbo-Negus to eighty gallons of water.

Louping-III (Trembling).—Give three or four 10-drop doses of my No. 1 Colic Cure at intervals of 15 minutes, morning and night. Good food and pure water, with occasional weekly feeds of my Renovator Powders, one-fourth dose to feed twice a day, will prevent it. Clip the wool from the back along the spine, and rub into the skin my Oster-Cocus Liniment. Keep up a reasonable amount of irritation.

Red Water, Symptoms.—Diarrhœa or dysentery, urine highly colored, head hanging, breathing labored, loss of the use of hind quarters.

Treatment.—House and protect from the weather, give ten-drop doses of my No. 1 Colic Cure at intervals of 20 minutes for two hours; my Renovator Powders 1-3 of dose three times daily in the feed, diet gruel of oatmeal and milk with teaspoonful of ginger.

Lambing Season.—The Ewe is with lamb five months, and good care at this time would save thousands of dollars every year to the farmers. Do not feed too heavy at this period, but feed good, clean, nourishing food to sustain strength, and three times a week give to each Ewe 1-2 regular dose of Daniels' Renovator Powders, once a month, until two weeks before the time, when half the dose should be given twice daily, and continued twice daily for week after.

For After Pains, give 5-drop doses of Daniels' Colic Cure as far back on the roots of the tongue as possible every 30 minutes for two hours. Provide shelter of some sort for ewes and lambs; thousands are lost from neglect.

Garget (Sore Udder).—Give four ounces Epsom salts, and may be repeated. One-quarter dose of Renovator Powders twice daily in food. Bathe udder in hot Liniment Powder; apply Wonder Worker Lotion.

Fluke Disease.—Never seen on dry lands or salt marshes. Prevention: Drain land; this kills snails; salt pasture to kill embryo. Slaughter sheep, bury liver, intestines, etc. Isolate diseased sheep.

Treatment.—Dry, concentrated food. Common salt and ten to thirty grains of sulphate of iron dissolved in water mixed with bran, once daily; also once or twice daily give one-quarter dose of my Renovator Powders in feed for tonic.

Hoose.—Prevent by drainage of pasture. Salt liberally spread over pasture is useful. Destroy lungs and entrails of diseased sheep instead of

feeding to anything. Give oil of turpentine (two to four drachms) in milk or lime water. Concentrated diet with one-half dose of my Renovator Powders twice daily in food. Isolate diseased sheep.

Rheumatism.—Cause is generally considered in most cases due to improper feed for Ewe during pregnancy, hence said to be hereditary to a large extent. Don't feed during the last of her time, clover, grain, potatoes, mould root or feed of any kind, drink only *pure water*, thus avoid rheumatism in the lamb. Taking cold is also the cause of this ill, which is common in early spring.

Treatment.—Baths are effective, and for this purpose have a tub large enough to practically submerge the sheep. Fill with water at about 100°, put in a teaspoonful of Carbo-Negus to gallon of water, add a cup of salt and a little mustard, soak the lamb for half an hour, dry and roll in blanket. Keep in warm room. Lambs showing signs of constipation should be given a laxative drink, say to pint of thin gruel add and mix four ounces Sulphate of Magnesia and half ounce of powdered ginger. Keep it warm, and give a wineglassful to a lamb two weeks old; a little more if older.

Do not put out to pasture too soon or too rich pasture, as such will often cause a lamb to die in twenty-four hours, and are known as Gail lambs. Lambs at four months often die from "Heaves" or Colic.

Treatment.—Give half ounce of Epsom salts every second day; give 5-drop doses of Daniels' Colic Cure every ten minutes for 3 hours. Sometimes injections with stomach pump, of warm water with a little ginger, into the stomach often brings relief.

Lambs and Coagulated Milk.—Whenever a thriving lamb with a healthy mother (having a full bag) begins suddenly to be dull, panting with signs of distress, and swollen, look for coagulated milk in the stomach of the lamb as the cause.

Treatment.—Give half an ounce of magnesia twice a day, after which give three drachms of Epsom salts with a little ginger and warm water; use stomach pump if necessary. One-quarter dose of my Renovator Powders once a day.

Diarrhoea.—General cause, neglect and want of care. It may be the mother's milk. Give a *purgative* to the sheep of two to three ounces Epsom salts, one-quarter ounce ground caraway seeds, thin gruel, warm, and enough to dissolve the salts. Give to the lamb Compound Chalk Powder, with Opium, 1 drachm; Gentian, 1 scruple; Essence of Peppermint, 3 drops; mix all with thin starch, and give morning and night.

Lamb Staggers caused by too rapid fattening for market.

Bleed such cases at once, give physic (Epsom salts); reduce the feed.

Sore Teats.—Wash with solution of Carbo-Negus, teaspoonful to quart of water, then apply Daniels' Wonder Worker Lotion; repeating three or four times will effect a cure.

Gad Fly.—During August and September, this fly lays its eggs in the nostrils of the sheep; there they hatch and destroy thousands of sheep every year. To prevent, spread soft tar on a board or in the trough, sprinkle



salt thereon, and the sheep will eat the salt, taking a portion of the tar also; this will prevent the fly depositing the eggs.

Buy only good sheep; never any profit in a hard lot of sheep.

To Fatten.—Sheep will fatten easily in winter on good clover hay—good, clean, clover hay cut in full bloom—well cured—a good green color. Adding a little oats of course puts on flesh. One-quarter dose daily of my Renovator Powders for a week at a time will work wonders.

Dry, well ventilated quarters, feed regularly, keep quiet, plenty of fresh water, and a little salt occasionally.

Age of Sheep (to tell).—Examine front teeth, eight the first year, all small size; second year two centers fall out, being replaced by new ones of larger size; third year two others fall out, one on each side; these are replaced by two new and larger, making four large teeth in the center; fourth year these large teeth are increased to six; the fifth year the other two small teeth fall out and we find eight large, full teeth; the sixth year all begin to show wear, while the seventh year some fall out and others become broken.

Yellows.—Animal languid, shakes the head, nose almost on the ground when walking, nose and eyes look yellow. Unless attended soon dies.

Isolate diseased animals, give 1-2 dose of my Renovator Powders in gruel or mix with molasses, twice or three times a day, plenty of salt. Green grass when possible.

Take:—

6 oz. pow. hyposulphate of Soda.

1 of my Renovator Powders.

1 quart of water, dissolve and mix.

Add 1 pound Extract of Culver's root and give to each sheep one fluid ounce twice a day.

Foot Rot.—The animal limps perhaps on one, two or on all four feet, soon unable to walk. This is an infectious disease. Isolate the diseased. Disinfect the surroundings, discover the cause and obviate same. If necessary remove the diseased parts of the hoof. Make a strong solution of my Carbo-Negus—2 teaspoonfuls to quart of water. Stand the foot or feet therein, soaking for considerable time, then soak some lint in my Wonder Worker Lotion and bind on. Repeat this operation daily. Feed for strength and tone. Add 1-3 Renovator to feed once a day.


Inflammation of the Eyes.—Animal keeps the lid nearly closed, tears run, evidence of pain when exposed to light.

Separate the afflicted from the flock, wash the eye with Daniels' Eye Wash. Keep moist with cloth wet with a solution of Witch Hazel, 1-4 teaspoonful to quart of water, bind the cloth over the eyes. A few days repeating will generally relieve.

If catarrh forms it is incurable.

Ticks.—Dip in solution of Carbo-Negus, 1 gal. Carbo-Negus to 80 gals. water. Sure to fix the ticks. Won't hurt the sheep. Repeat in a week to kill the new ones.

Daniels' Remedies for Swine



The Stomach and digestive organs of swine much resemble those of man, and are acted upon much the same. The purge for swine is three to four ounces of Epsom salts, or similar quantity of castor oil, given in a spoon or bottle. Hold the animal firmly by the ears.

To be healthy, swine should have pure water and shade; care in breeding and management is of more importance than medicines. Simple disorders will exist and can be treated.

Hog Cholera (Anthrax, Swine Plague) is contagious; indicated by signs of ill health and rash on the skin, etc. A most destructive disease; there seems to be two or three distinct conditions of this disease, some style them under that of Charbon Anthrax, White Bristles, Fever—the most common of which may be styled Erysipelatous.

Symptoms.—Loss of appetite, dull, hangs head, unwilling to move about. Constipated, cough, followed by eruptions on the skin, running from dark red to purple and to black. Seen on ears, throat, inside legs and breast. Discharge from nose, hind quarters become palsied, diarrhœa, followed in two or three days by death.

Treatment.—Give thirty drops of my Fever Drops every half hour for two hours. Give one-half dose of my Renovator Powders to one hundred pounds of hog, put it in molasses and spread on tongue or put it in feed if hog will eat. A purge is desirable with Epsom Salts (as above). Frequently sponge the eruptions with solution of Carbo-Negus—plenty of salt and charcoal should be given from time to time in the feed. Twice daily sprinkle pen, troughs, etc., with solution of Carbo-Negus to disinfect. Separate infected hogs from the rest of the herd. By feeding Renovator Powders, one-half package morning and night, for a week at a time, occasionally, you can prevent Hog Cholera; better to prevent than cure.

Apoplexy.—Usually occurs in fat hogs. Treatment at once. Place healthy hogs on low diet; give purge, Epsom salts; give one-half of one of my Renovator Powders with molasses at once; give same dose powders twice daily for a week in food; give injection for action of bowels. If down, pour cold water freely over the animal, especially on the head, from a height of 5 to 10 feet.

Epilepsy.—Prevent by feeding my Renovator Powders from one-quarter



DR. A. C. DANIELS' MEDICINES



package for pigs to one-half for hogs, twice daily at intervals of two weeks. It makes good blood, and puts on good flesh.

Debility: Falling off in flesh.—Give for feed a boiled d'et of bran meal, roots, etc., adding for hog of two hundred pounds or more one-half dose of Daniels' Renovator Powders morning and night for a week or ten days. If coughing add a few kernels of garlic, or a teaspoonful of fir balsam.

Constipation.—Renovator Powders, twice daily in one-quarter or one-half package doses in feed, prevents and cures Constipation.

Protrusion of the Rectum.—Prevent by feeding Renovator Powders, as above.

Feed.—It is a great loss to fail to feed young and sucking pigs well; larger growth results from a given amount of nutriment at this time than later on. As a rule, however, this act is overlooked; they of course depend upon the sow for sustenance. Often you see pigs in large litters stunted before weaning; growth is thereby checked. If you are willing to take a little pains, you can save money by so doing, and give the sow at this time twice daily one-half dose of Daniels' Renovator Powders; it will strengthen and tone the system, enabling the sow to get the full benefit of the feed for milk producing. They will not take on Hog Cholera or other ailments. **Renovator is worth its weight in gold for swine.**

When clover is old enough, give about three quarts of green clover in the feed each day. The gain will be very rapid.

When buttermilk and skim-milk is fed to pigs it is worth one-fourth as much as corn meal.

Plenty of good grass is profitable to swine; it supplies animal heat, while the extra food will be used for putting on flesh.

The most profitable time to kill pigs is when they are from eight to ten months old.

Provide the castrated pig with shady wallows. Clear water is an excellent preventative of inflammation; add a few drops of Carbo-Negus.

Sows should breed at one year of age. Gestation period is 113 days. Separate from the rest of the herd a week before she is due, and for two or three weeks before this time, give her one-half dose of Daniels' Renovator Powders in feed twice a day, for tonic and strength.

Vermin.—Wash and rub into the skin strong solution (cup to quart of water) Daniels' Carbo-Negus. Then from leaf tobacco make a strong tea, mix therein a box of Daniels' Gall-Cura (white hot), rub well into the skin, and the next day not one louse will be found. Give 1-2 dose Daniels' Renovator Powders in feed morning and night for tonic, and help put on flesh.

Itching in Swine.—Rub Daniels' Gall-Cura on the inflamed spots three or four times a day, or wash in solution of Carbo-Negus a few times.

Rupia.—Skin disease, usually in pigs. Dose of Epsom salts; change feed and add 1-4 dose of Renovator Powders twice daily; wash in solution of Carbo-Negus; disinfect pens with strong Carbo-Negus.

Ague Cake (Splentitis).—One-half dose of Daniels' Renovator Powders in feed twice daily; feed less quantity and regularly.

Rheumatism.—Give Renovator Powders, 1-2 doses twice daily, for laxative and regulator. Rub the affected parts several times daily with Oster-Cocus.



DR. A. C. DANIELS' MEDICINES



Mange, Itch and Scab.—Wash with solution of Carbo-Negus; apply Mange Specific, rub in well. Feed twice daily 1-2 package of my Renovator Powders for one or two weeks. Repeat wash and salve daily.

Catarrh.—Same in swine as in other animals. Treat same. Protect from exposure. Feed warm bran mash with Renovator Powders twice daily, 1-2 package to feed.

Trichinae in Swine can be prevented by using proper care. Clean, hygienic conditions are sure preventatives. These conditions rarely exist under barns, or where offal and decayed garbage is prominent. Feed plenty of buttermilk, sound grain, etc.; each month a few doses of Daniels' Renovator Powders; give a little salt occasionally.

Sore Ears.—Wash with solution of Carbo-Negus (teaspoonful to quart of water) and apply Wonder Worker Lotion; repeating a few times will affect a cure.

Jaundice in Swine.—Loss of appetite, with yellow tint to the white of the eye. Give 1-2 dose of Daniels' Renovator Powders in feed twice a day for week or ten days.

Red Eruption.—Red pustules on the back and belly, sometimes extending to the entire body. Feed 1-2 doses of Daniels' Renovator Powders twice daily for week or two. Give also small dose of sulphur each night with a solution of Carbo-Negus (teaspoonful to quart of water). Wash the body or affected parts.

Pigs should be castrated a week or two before they are weaned. Many diseases of pigs are contagious. The moment a pig is noticed to be sick, move to another pen, clean out the pen and troughs, scrape and remove all the decaying, foul matter; then sprinkle the ground, pen and all surroundings with solution of Carbo-Negus; throw into the pen new, dry earth. These precautions will save you many pigs and dollars.

Pigs should have scratching posts; keeps them comfortable and helps put on flesh. A little salt, sulphur, charcoal, wood-ashes, or bone-dust should be conveniently near for the pigs to eat what they wish.

Gestation Period for sow, sixteen weeks.

Pigs often suffer for want of fresh water. Have plenty of fresh water handy for them; it's as good as food when they want it.

Peas make firm, heavy pork. Feed half peas and half corn.

Let Sucking Pigs have a trough separate from the sow, and begin feeding when two or three weeks old.

During Pregnancy feed moderately well, but not to produce fatness.

As Farrowing Approaches the food ought to be semi-liquid. Costiveness fosters fever (Renovator Powders prevent costiveness.) Keep the pen clean. Carbo-Negus does it.

Lice.—Destroy with my Carbo-Negus, teaspoonful to quart of water, clean the pen, rails, boards and everything—your hog can't grow fat when the lice keep him busy growing thin.

Coughs and Colds.—Give three or four 15-drop doses of my Cough and Fever Drops at intervals of half hour night and morning, my Renovator Powders (1-2 dose) in the feed twice a day for few days. Rub the throat and chest with my Oster-Cocus Liniment.

Scouring in Pigs.—The sow must have most of the treatment. Change the diet, cleanse pen and surroundings with Carbo-Negus in solution, spoonful to quart of water, add to the feed one-half dose of my Renovator Powders every time she is fed. Oats, wheat, barley and rice ground in in about equal quantities make a nice feed at this time, a little salt, too, no spoiled or musty corn or feed.

Melt Swelling.—Loss of condition; whatever the pig eats fails to do any good; dull; later lies down always or nearly so on one side, leans when walking, cringes and bends, and sometimes falls down entirely.

Treatment.—Give purge, Epsom Salts, lower diet, change it, add 1-4 dose of my Renovator Powders to feed once or twice a day; take one pound each of Liverwort and Wormwood leaves, adding one of my Renovator Powders, put into a gallon of water, boil from 20 to 30 minutes, cool, and give half a pint daily to each pig affected. *Keep everything clean.* My Carbo-Negus will do it. Don't allow the remains of one feed to lie over to another. *Clean, clean,* is the watchword.

Many Druggists and dealers will endeavor to force substitutes on you, because they can make larger profits on them. Do not be led into the trap—just insist on having Daniels'. You can get them if you won't take other and inferior goods. Making veterinary medicines has been our business for thirty years; we ought to know something about it now.

Owners of Swine will find my RENOVATOR POWDERS and CARBO-NEGUS the most valuable assistance to care, health and fattening they can buy; their cost paid many times over.

A clean pen makes a fat hog and healthy pork. Use CARBO-NEGUS freely. Much of the disease of Swine is due entirely to neglect, bad management, too many in limited quarters, *bad air*. Many people think their hog (which they are growing to eat in their own family) requires simply enough to eat, and as dirty a place to live as is possible to give.

Now, of course, this is entirely wrong. Swine require pure air and clean, sanitary quarters, as any animal. Bad air is the cause of pulmonary apoplexy and pneumonia affections, congestion of lungs and Hog Cholera, hence it is to your profit to furnish your swine with ample space, well housed in cold weather, but first of all *plenty* of fresh air. They require fresh air to live the same as mankind.

My Renovator Powders used occasionally will put on flesh, will give strength to the sow and make pigs grow.

Daniels' Remedies for Dog and Cat

Send for Book, Giving Full Symptoms and Treatment for All Ordinary Ills of These Friends and Pets;

It's Free

At Your Dealer's or by Mail



PRICE LIST OF DR. A. C. DANIELS' CANINE REMEDIES FOR DOGS AND CATS

- Daniels' Worm Expeller.—Destroys all kinds of worms in dog, or cat, particularly useful in the destruction of Stomach and Tape Worms. 50 cents
- Daniels' Laxative Tablets.—For treatment of Constipation, irregularity and costiveness in dogs. 25 cents
- Daniels' Distemper Tablets.—For Distemper, Cough, Colds, Grippe, Fevers, Influenza, Pneumonia and Lung troubles. 50 cents
- Daniels' Diarrhoea Tablets.—For Diarrhoea, Dysentery and Bowel troubles. 50 cents
- Daniels' Restorative Tablets.—For Indigestion, Anæmia, Impoverished blood. Tonic to the general system, of great benefit, assuring recovery after attacks of Distemper, Worms, Diarrhoea and other ailments; quickly restores the animal to normal condition. 50 cents
- Daniels' Compound Sulphur Tablets.—Alterative and cooling medicine, particularly for young dogs when lack of condition, growth and strength exist without any assignable cause. 50 cents
- Daniels' Liver and Kidney Tablets.—For Chronic Constipation, Torpid Liver, Billiousness, Jaundice, Yellows, and ailments of the Kidneys and Urinary organs; especially useful for pet and house dogs. 50 cents
- Daniels' Colic Drops.—For Colic, Cramps, Peritonitis or Inflammation of the Bowels, Fits, Convulsions, etc. 50 cents
- Daniels' Mange Specific.—For the positive cure of Mange, Eczema, Scrofulous Sores, Ring Worms and all skin eruptions; also loss of hair, Dandruff, in animals or man. Will destroy Fleas and Vermin, and cure itch—promotes a healthy growth of coat. 50 cents
- Daniels' Puppy Vermifuge (Sweet Powder).—For destroying all sorts of Worms in young puppies and small toy dogs, without injury to the animal. 50 cents
- Daniels' Animal Eye Wash.—For Sore and Inflamed Eyes. 50 cents
- Daniels' Dog and Veterinary Soap.—A pure soap made particularly for use on the skin of animals to secure cleanliness without injury to the skin. Kills Fleas and Vermin, keeps the coat bright and healthy. 25 cents
- Daniels' Wonder Worker Healing Liniment.—The most wonderful remedy in the world for healing Cuts, Wounds, Sores, Burns, Scalds, etc. 50 cents
- Daniels' Oster-Cocus Liniment.—For Sprains, Strains, Rheumatism, Neuralgia, and all aches or pains no matter whether man or animal is suffering, this Liniment blots out pain. 25 cents and 50 cents
- Daniels' Carbo-Negus.—20th Century Disinfectant Cleaner in liquid form, inexpensive and the best—positively the best in quality and strength. Sample bottle free by mail. 25 cents and 50 cents
- Daniels' Canker Remedy.—For Canker in the ears and healing all sorts of sores. 50 cents
- Daniels' Flea Powder will Exterminate Fleas on dogs or cats and destroy lice, vermin and insects. 50 cents

If your dealer does not have them, we will send by mail.



DR. A. C. DANIELS' MEDICINES

PRICE LIST OF DR. A. C. DANIELS'

WARRANTED

HORSE and CATTLE MEDICINES

- Colic Cure.**—Never fails to cure any case of Colic. Cheaper and more convenient than any other. So simple that it can be administered by a lady or child. Cheaper, Safer, Surer than any other remedy on earth. 1 package cures 5 to 10 cases. \$1.00
- Cough, Cold and Fever Drops and Distemper Cure.**—Cures Lung Fever, Epizootic, Coughs, Colds, Chills, etc., in one-fourth the time that any other medicine will. In use in more than 100,000 stables in the United States. 50 cents and \$1.00
- Horse Renovator.**—Cures Indigestion, Bad Blood, Loss of Appetite, Kidney Disease, etc. Makes your Horse look and feel as "fine as silk." Makes cows give milk. Cures Hog Cholera. One package will many times cause a Horse to gain 25 to 50 pounds in weight. 50 cents
- Wonder Worker Lotion.**—Most wonderful healer on earth for Cuts, Wounds, Scratches, Harness Galls and Barbed Wire Cuts. Will heal a cut in half the time consumed by other "Healers." 50 cents
- Worm Killer.**—Rightly named. Will surely remove every kind of worm which infects the Horse. Contains no poison, and can be used with safety at all times. 50 cents
- Absorbent Blister.**—Especially designed for removing all enlargements, like Curbs, Splints, Callouses, etc. Will not scar nor bring out white hair. A few applications will astonish the most experienced. 50 cents and \$1.00
- Veterinary Carbo-Negus**—Each bottle makes a hundred bottles when mixed with water ready for use. Prevents the spread of Tuberculosis, Pleuro-Pneumonia, etc. Excel's every known remedy for Mange. Prevents the spread of Hog Cholera. Cleanses Sores to heal quick. 25 and 50 cents
- Daniels' Liniment (Oster-Cocus Oil).**—Nerve and Muscle Liniment—Cures all soreness of Cords or Muscles, Sprains, Sore Throat, Lumbago, Rheumatism, Neuralgia, Weak Joints, Chilblains, Stings of Poisonous Insects, and all Inflammation. 25 and 50 cents
- Liniment Powder, or Original Equine Bath.**—Unequaled for Track Horses and Stable use. This powder, with hot water, MAKES THE LINIMENT as strong as needed, as much as required. For Aches, Sprains, Strains, Loins, Back, Shoulders and Legs. Unexcelled for Steaming, Sponging, etc. 50 cents
- Hoff Grower and Softener.**—As sure to grow the hoof as the sun is to rise. Sure Cure for Contracted Feet, Quarter Cracks, Shelliness and Tenderness. Makes soaking and packing unnecessary. 50 cents
- Gall-Cura.**—Heals Harness Galls and Scratches, and *Work the Horse Every Day or not*. Strange but true. Try it and be convinced. Acts on the Blood as a medicine. 25 and 50 cents
- Perfection Hoof Dressing and Food.**—A perfect Hoof Dressing and Food. For dressing, polishing and preserving the Hoof. Quart Can, \$1.00
- Daniels' Veterinary Physic Ball for Horses.**—Always ready, safe and reliable. Keep good any time, any climate. 25 cents each
- Daniels' Extract Witch Hazel.**—The strongest and the best. 25 and 50 cents
- Daniels' Eye Wash.**—For Sore Eyes in all Animals. 50 cents
- Dr. Daniels' Healing Powder.**—For Sores, Cuts, Wounds. Convenient and effective. 50 cents

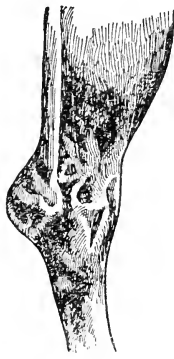
A FEW BAD LEGS



THOROUGHPIN



CURB



CAPPED HOCK



WINDPUFF



SPAVIN



BONE AND BOG SPAVIN




THOROUGHPIN

Many horses have legs like these. Some men don't care, some do.

Dr. Daniels' Remedies can do all of them good. Can cure some of them; can relieve others.

A little time and patience will make the horse feel better, look better, work better and sell better. Why not try? Investigate.



GREASE HEEL



SCRATCHES



SPLINT

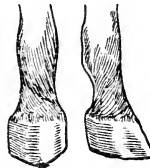
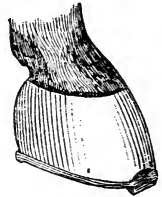
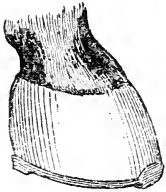


RINGBONE

How is your horse—Legs all good?
 Daniels' Oster-Cocus Liniment might help them.
 Daniels' Absorbent takes off bunches.
 Daniels' Wonder Worker Lotion cures Scratches.

WHY
 NOT
 USE THE
 BEST?

SOME HOOFS



Has your horse any hoofs like these? The bad ones require Hoof Grower and Daniels' Treatment.

INDEX

	PAGE		PAGE
Aborting, To Prevent	27	Diarrhœa	13
Abrasions, Skin off	38	Diet Receipts	82, 106
Abscess	33, 58	Difficult Breathing	20
Absorbent Blister	47	Diseases of Digestive Organs	27, 103
Age of Horses, To Tell	64	Diseases of Eyelids	84, 85
Anæmia	28	Distemper Cure, Daniels'	15, 17
Antidotes for Poison	87	Distemper, Epizootic	15, 17
Apoplexy	29	Dog Kennels	53
Arsenical Poisoning	14	Drench, How to Give	106
Atrophy of the Muscles	76	Dressing for the Hoof	81
Azoturia, Paralysis Hind Quarters	12	Dropsy	29
Baldness, Hair off	46	Dysentery	13
Balking	58	Dyspepsia	27
Big Head	33, 58	Enlargements, Bunches, etc.	48
Bites of Insects	52	Entanglement of the Bowels	11
Black Water, Stoppage	14	Enteritis	11
Bladder Inflammation	14, 31	Excessive Stalling	30
Bleeding Gums	32	Eye, Diseases of	83
Bleeding Wounds	40	Farcy	23
Blind Staggers	34	Fever Drops, Daniels'	15
Bloody Flux	13	Flstula of the Withers	71
Bloody Urine	31	Fitting Horses for Market	27
Body Wash	51, 68, 72	Fleas, To Kill	53
Bony Enlargements	76	Flesh Wounds	38
Bots	45	Flies, To Keep off	53
Breaking down Susp. Ligament	70	Fomentations	103
Broken Wind or Heaves	28	Founder	71, 108
Bronchitis	17	Frog	107
Bunch Remover	47	Gall-Cura, Daniels'	89
Bunches, To Remove	47	Galls, Saddle or Harness	52
Burns, Scalds	58	Gestation Period of Animals	107
Bruised Knee or Ankle	38	Glanders	23
Bruised Sole	61	Goitre	77
Brushing, Interfering	40	Greased Heels	39, 52
Calked Hoof or Quarters	39	Harness Galls	52
Callouses	76	Healing Powder	101
Canker of the Foot	40	Heat Exhaustion	35
Capped Hock	72	Heaves	28
Carbo-Negus Disinfectant, Daniels'	51	Hen Houses	53
Cartilages, Thickening	50	Hereditary Tendencies	108
Catarrh, Nasal	16	Hints Worth Remembering	35
Catheters	98	Hoof Dressing and Food	81
Cerebro-Spinal Meningitis	20	Hoof Grower, Daniels'	59
Chaps, Knee or Hock	39	Impaction of the Intestines	10
Chronic Cough	16	Impaction of Stomach	11
Cleans Sores	53	Indications of Disease	103
Clicking	61	Indigestion	11
Clippers	100	Inflammation of the Bladder	14, 31
Cold in the Head	16	Inflammation of the Bowels	11
Cold, Chills, Cough	16	Inflammation of the Kidneys	30
Colic Cure, Daniels'	7	Inflammation of the Liver	28
Colic, Flatulent	9, 10	Inflammation of the Lungs	18
Colic, Spasmodic	8, 9	Inflammation of Yard	31
Congestion of the Brain	20	Injuries and Diseases of Head and Mouth	32
Congestion of the Liver	29	Interfering	40
Congestion of the Lungs	19	Jaundice	30
Constipation	29	Knuckling of the Fetlock	50, 71
Contraction of the Hoof	62	Lameness, How to Locate	102
Contraction of Sheath	31	Laminitis	71
Cording, Cramps, etc.	72	Lampas	32
Corns	61	Laryngitis	17
Cough and Cold Drops, Daniels'	15	Legs and Feet	63
Cracked Heels	38	Leg Wash, Daniels'	52, 68, 92
Crib Biting	30	Leucorrhœa	52
Curb	48, 50	Lice on Animals	52
Cuts	32, 53		

DR. A. C. DANIELS' MEDICINES

	PAGE		PAGE
Liniment, Oster-Cocus	75	Stable Liniment	37
Liniment Powder, Daniels'	67	Staggers	33, 42
Loss of Appetite	29	Stay-up Medicine	13
Lotion, Wonder Worker	37	Steaming for Colds	17, 68
Lung Fever	18	Steaming Liniment	68
Lymphangitis	21	Stiff Joints	75
Maggots, To Destroy	52	Stiffs	12
Mallenders and Sallenders	38	Stings of Insects	52
Mange	46	Stock Foods	27
Megrims	34	Stocking	77
Meningitis	42	Stoppage of Water, Black Water	14
Mouth, Diseases of	32	Sprains of the Back Tendons	70
Muco-Enteritis	12	Strain of the Fetlock Joint	69
Mud Fever	38, 52	Strain of the Suspensory Ligament ...	70
Nail in the Foot	39, 52	Strains of Loins and Back	69
Nasal Gleet	17	Strangles	21
Navicular, Disease of the Foot	70	Strangury	14
Neuralgia	78	Sunstroke	34
Oster-Cocus Liniment	75	Suppressed Urine	30
Over-reach	39	Sweeny Shoulder	76
Paralysis of the Lip	33	Swelled Leg	69, 77
Peritonitis	11	Swellings	32, 48
Physic Balls, Daniels'	99	Swollen Scrotum	31
Pinkney and Influenza	15, 17	Swollen Sheath	31
Pleurisy	20	Table Measures	82
Pneumonia	18	Tails and Manes	52
Poll Evil	71	Teeth	64
Poultice	82	Temperature	22
Prick in the Foot, Puncture	39	Tender Shoulders	39
Proud Flesh	39	Tender Skin	38
Pulse of the Horse	23	Thermometers, How to Use	22
Pumice Foot	61	Thoroughpin	50, 77
Purify Stables and Pens	52	Thrush in the Foot	40, 52
Quarter Crack	62	Thrush in the Mouth	28
Quittor in Race, Tender Forward	72	Thumps	21
Quittor	72, 73	Tooth Adjuster	66
Renovator Powders, Daniels'	25	Tongue	33
Respiration	23	Track Liniment	67
Rheumatism	78	Tuberculosis, To Prevent	52
Ring-bone	49	Urinary Organs	30
Ringworm	46	Vertigo	42
Roaring	29	Vives	32
Saddle or Harness Galls	38	Warts	58
Sallenders	38	Washing	53
Sand Cracks	62	Weak Back	78
Scours	13	Weed	21
Scratches	38, 52	Wind Puffs	77
Seedytoe	62	Wind Sucking	30
Shoe Boils	75	Windy	29
Shoulder Joint Lameness	68	Witch Hazel, Daniels'	91
Shoulder Lameness	69	Wonder Worker Lotion	37
Sick Horse, How to Tell	104-106	Worm Killer, Daniels'	43
Side-Bones	48	Worms	43-45
Sitfasts	46	Wounds, Cuts, etc.	32, 91
Skin Diseases	45	Yellows	28
Slipping Stifle	72		
Slobbering	28	COWS	
Sore Cords or Muscles	77	Abortng	109
Sore Forward, Tender Feet	72	Antidotes for Poison	87
Sore Throat, Colds	77	Barrenness	113
Sores	95	Bloody Flux	112
Sores to Cleanse	51	Bloody Milk	113
Spavins	49, 78	Blue Milk	113
Spavin, Bog	76	Calving	110
Spavin, Bone	76	Colic	115
Spavin, Occult	76	Colic in Calves	115
Speed Cuts	40	Constipation	113
Splints	49, 78	Cough and Cold	114
Sponging Mouth and Nose	17, 68, 92	Dysentery	112
Sprains and Strains	38, 68, 75	Foot and Mouth Disease	114
		Foul in the Foot	112

DR. A. C. DANIELS' MEDICINES


	PAGE		PAGE
Garget.....	114	DR. DANIELS' REMEDIES FOR	
Hollow Horn.....	113	FAMILY USE	
Hoose, Husk.....	114	Antidotes for Poisons.....	88
Increase Milk.....	113	Ants, To Destroy.....	55
Lack of Strength.....	110	Ash Barrels, Swill Buckets, etc.....	57
Lice, Ticks, Vermin.....	112	Athletes' Liniment.....	80
Milk Fever.....	111	Basements and Cellars.....	56
Pleuro-Pneumonia.....	112	Bath.....	56, 74
Red Water and Black Water.....	112	Bicycle-Riders' Liniment.....	80
Salt.....	112	Bites of Insects.....	55
Scouring in Calves.....	115	Bone, Muscle and Nerve Liniment.....	80
Scouring Rot.....	112	Bruises and Sprains.....	41
Sore Teats.....	114	Burns and Scalds.....	41, 55, 90
Stomach Staggers.....	112	Catarrh.....	54
Texas Fever.....	113	Chamber Utensils.....	57
Tuberculosis.....	113	Chilblains, Chapped Hands.....	55, 80
Weeds.....	113	Contagious Diseases.....	56
Wintering Calves.....	115	Corns.....	55, 74
SHEEP			
After Pains.....	118	Dandruff.....	55
Age of Sheep (to tell).....	120	Disinfectant, Carbo-Negus.....	51
Diarrhœa.....	119	Dog Wash.....	53
Fluke Disease.....	118	Drains.....	57
Foot Rot.....	120	Eruptions of Skin.....	55
Gad Fly.....	119	Fetid Feet.....	56
Garget (Sore Udder).....	118	Fleas, To Destroy.....	53
Hoose.....	118	Floors.....	57
Inflammation of Eyes.....	120	Garden.....	57
Lambing Season.....	118	Hangnails.....	41
Lambs and Coagulated Milk.....	119	Help in Case of Accidents.....	40
Lamb Staggers.....	119	Ice Boxes.....	56
Louping-ill.....	118	Infected Linen and Clothing.....	46
Red Water.....	118	Ingrowing Nails.....	41
Rheumatism.....	119	Itching.....	56
Sheepticks.....	118	Ivy Poison.....	56, 80
Sore Teats.....	119	Kitchen Odors.....	57
Ticks.....	120	Kitchen Sinks.....	80
To Fatten.....	120	Lame Back.....	80
Yellows.....	120	Laundry Work.....	57
SWINE			
Ague Cake (Splentis).....	122	Lice, To Kill.....	56
Apoplexy.....	121	Mosquito Bites.....	55, 80
Catarrh.....	123	Neuralgia.....	41, 74, 79
Constipation.....	122	Out-Door Closets.....	57
Coughs and Colds.....	123	Oster-Cocus Liniment.....	80
Debility.....	122	Pains.....	79
Epilepsy.....	121	Piles.....	41
Feed.....	122	Pimples.....	55
Gestation Period.....	123	Rheumatism.....	41, 74,
Hog Cholera.....	121	Ringworm.....	55
Itching in Swine.....	122	Shaving.....	74
Jaundice.....	123	Sick Room.....	56
Lice on Swine.....	123	Skin Diseases.....	55
Mange.....	123	Sore Feet.....	80
Pigs.....	123	Sore Throat.....	55, 80
Protrusion of Rectum.....	122	Sores, Flesh Wounds.....	41, 55
Red Eruption.....	123	Sprains and Strains.....	74, 79
Rheumatism.....	122	Stains.....	57
Rupia.....	122	Stiff Joints.....	80
Scouring in Pigs.....	124	Strains.....	79
Sore Ears.....	123	Swollen Feet or Ankles.....	74
The Stomach.....	121	Toothache.....	74, 80
Trichinæ in Swine.....	123	Urinals.....	57
Vermin.....	122	Warts.....	85
		Water Closets, To Cleanse.....	57
		Whooping Cough.....	55
		Witch Hazel and Its Uses.....	93-97
		Wounds, Cuts, Sores.....	55

Dr. Daniels' Display Cabinet

26½ inches high.

20 inches wide.

7 inches deep.



This case is finely finished in oak, the door, which locks, having an embossed front, lithographed in sixteen colors, showing a fine likeness of Dr. Daniels and an exact reproduction of each package of his celebrated remedies. It makes a convenient place in which to keep the full assortment of Dr. Daniels' Remedies, and is a splendid sign and adds to the Window Display.



DR. A. C. DANIELS' MEDICINES



DR. DANIELS' EMERGENCY CASE

SPECIFIC MEDICINES FOR
HORSE OWNERS AND PRIVATE STABLES

Contains a Full Assortment of Dr. Daniels' Warranted Veterinary Medicines,
a Clinical Thermometer, Medicine Doser, Dropper and Syringe



An Assistance to You in Emergencies

A Help to Your Veterinarian

A Continuous Paid-up Insurance Policy on your Stock Against Loss from
Ordinary Disease and Common Accidents

Any Agent or dealer in my medicines can supply you with one of these handy cases

PRICE COMPLETE, \$ 7.50

DR. A. C. DANIELS (Inc.)

172 MILK STREET

BOSTON, MASS.

If your dealer does not keep Daniels', send order direct to 172 Milk Street ;
we will see that you get them



A FEW THINGS

A man will pay Two or Three Hundred Dollars for a horse and turn him out to the care of a perfectly irresponsible driver or caretaker, without a moment's worry. Not so with the \$300 if it be in his pocketbook. Why?

Some men will buy *any old* remedy for a sick horse when they *can always* get the best. Don't be jollied!

Some men will drive a *valuable* horse into the stable, wet, cold and exhausted, throw him some feed and wonder why the horse is always sick or lame.

Some men give the horse care under these circumstances; *look at him as so much money worth saving*, rub and blanket him, give him Daniels' Fever Drops or Renovator Powders and work him next day.

Some men seem to think the horse a piece of furniture, never to be looked over, except when buying and burying. That's the expensive way!

Some men always look their horses over every time they are used from "head to foot." "No foot no horse." A slight strain or sprain or bruise *promptly* cared for *saves money*.

Some men have a case of Daniels' Remedies always handy. They *save money*. Are you wise?

Some men feed their horses from a tin pail or any old bucket, hung by a string over the head, smothering the horse, causing heaves, half the feed goes on the ground, and the horse grows thin. Why? There are good feed bags for a man who thinks; he uses the best—Why?

Don't feed in a nose bag. It is cruel and expensive. Think it over.

Don't forget to use Daniels' Renovator Powders for your horse. Two weeks' treatment for 50c. and we guarantee to refund your money if you are not satisfied with results.

Don't water just before feeding. Allow 15 minutes or so.

Don't water for 2 hours or so after feeding.

Don't feed or water when overheated or exhausted. Give a handful of hay, allow to cool off, water, and in 15 minutes feed.

Don't feed hay immediately after feeding grain. Wait a couple of hours.

Don't follow with *any hay* in the morning, when you feed grain.

When possible allow 15 minutes' rest after feeding.

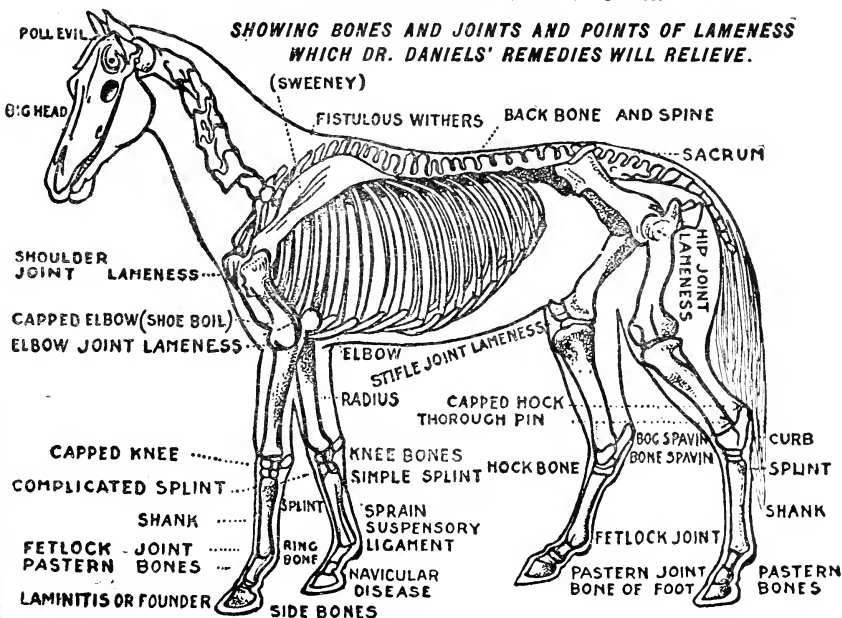
EVERY OWNER of a Horse, Dog or Cat should make it his business to consider their health, comfort and care. You insure your buildings and property why not your

Dumb Animal Friends ?

DR. A. C. DANIELS (Inc.) manufactures the most complete line of veterinary medicines for home treatment of dumb animals in the world. DR. DANIELS (Inc.) publishes HORSE BOOKS, DOG BOOKS, etc., and furnishes free every year more than a million. Whether you care about your animals or not, you can get a book free at any time at any drug store. If the proprietor does not have one for you it's a pretty sure sign he is behind the times. We furnish them free to anyone. Write to DR. A. C. DANIELS (Inc.), 172 MILK ST., BOSTON, give us the name of your druggist who fails to give you a book and we will mail it to your address.

Dr. A. C. Daniels' Symptom Sheet

Mark the spot on the figure as near as you can to indicate where the trouble exists.



Gelding..... Mare..... Colt..... Mule.....

Age..... Farm..... Road.....

Lame..... Where..... How Long.....

Swelling..... "..... ".....

Itching..... "..... ".....

Hair Falling Out..... "..... ".....

Sore..... "..... ".....

Stiff..... "..... ".....

Muscles..... "..... ".....

Pimples..... "..... ".....



DR. A. C. DANIELS' MEDICINES



Hide Bound Staring Coat.....

Bowels, Constipated..... Loose..... Scour.....

Urine, Dark..... Light..... Bloody.....

Has Animal Fever..... How Long.....

Has " Cold or Cough..... How Long.....

Appetite, Good..... Poor..... Ravenous.....

Feed, What..... How Much.....

Heaves..... How Long..... Done What.....

Breath Bad..... Thirsty.....

Eyes, Discharge..... Watery.....

Nostrils, Discharge..... Color of.....

How many Horses have you..... Mules.....

State what you may have done for the trouble and give any information you can as to cause, condition, etc., and we will reply. No charge.

.....
.....
.....

Tear out this leaf and mail when you need advise.

