





Digitized by the Internet Archive
in 2007 with funding from
Microsoft Corporation

<http://www.archive.org/details/iconographyofaus00muelrich>

L. H. Roche

ICONOGRAPHY

£ 125.⁰⁰

OF

13 Parts -
COMPLETE

AUSTRALIAN SPECIES OF ACACIA

AND

COGNATE GENERA,

BY

BARON FERD. VON MUELLER, K.C.M.G., M. & PH.D., F.R.S.,

GOVERNMENT BOTANIST OF THE COLONY OF VICTORIA.

"SED GAUDEBITIS ET EXULTABITIS USQUE AD SEMPERNUM IN IIS, QUAE DEUS CREAVIT."—*Prophetia Isaia*, lxxv. 18.

FIRST DECADE.

BY AUTHORITY:

JOHN FERRES, GOVERNMENT PRINTER, MELBOURNE.

1887.

PRICE—THREE SHILLINGS.

ICONOGRAPHY
OF
AUSTRALIAN SPECIES OF ACACIA

AND
COGNATE GENERA,


BY
BARON FERD. VON MUELLER, K.C.M.G., M. & PH.D., F.R.S.,
GOVERNMENT BOTANIST OF THE COLONY OF VICTORIA.

"SED GAUDEBITIS ET EXULTABITIS USQUE AD SEMPERNUM IN IIS, QUÆ DEUS CREABAT."—*Prophetia Isaiæ*, lxxv. 18.

FIRST DECADE.

BY AUTHORITY:
JOHN FERRES, GOVERNMENT PRINTER, MELBOURNE.

1887.



QK
495
A16
M8
v. 1

INTRODUCTION.


THROUGH the liberality of the Victorian Government it became possible, to prepare in the Phytologic Department of Melbourne successively several volumes, illustrative of some portions of the Australian Flora. Thus in earlier years appeared a series of lithograms in elucidation mainly of orders and genera of Victorian plants; in later years an almost complete iconography of the Eucalypts of Australia became elaborated, and this was followed quite recently by an Atlas of Myoporinous plants. In a desire of continuing these pictorial issues it was deemed best, to devote the next volume to those native species of *Acacia*, of which hitherto no drawings had appeared anywhere. As the genus *Acacia* is by far the largest in the Flora of this part of the globe, numbering more than 300 well-marked specific forms, hardly one-third of them hitherto illustrated anywhere, much difficulty was experienced by horticulturists and artisans, here as well as abroad, to identify with systematic accuracy any particular kinds of these plants, either cultivated for ornamental purposes or drawn into use for technic objects, so that a work like the present one seemed specially called for. Moreover it appeared likely, that by offering additional means for naming any of the numerous *Acacias* of ours now known, they might become restored in European Conservatories to that favor, which they enjoyed so much in the earlier part of this century, when they were largely reared as the first harbingers of the spring, and were the objects of much admiration and delight for the profuseness of their flowering or for the oddity of their fantastic foliage. Since then various of the arborescent *Acacias* of Australia have attracted forestal attention very widely also in countries with mild climes on account of the celerity of their growth, or the technic importance of their wood, or the great value of their bark for the tanning industry, or the copious yield of mimosa-gum, so that this vast genus of plants is now surrounded by a multifarious practical interest, alien to it when but comparatively few of the species were known and the significance of many for technology remained unascertained. Indeed it may be readily foreseen, that through a publication, such as the present one, various branches of applied workmanship, including that of the seeds-trade, will become promoted or benefited.

The material for the drawings of these pages has here gradually accumulated through almost forty years, as partly resulting from my own travels and researches, as partly

INTRODUCTION.

gained through contributions of botanic amateurs mostly inspired by myself, and as partly obtained through departmental emissaries, many of whom have long since passed away from their earthly career. The original drawings for this work as well as their lithographic delineations emanated from the skilled talent of Mr. Robert Graff, and demonstrate patient perseverance as well as artistic accomplishment. In the selection of the specimens for the plates and in the revision of the latter I had the able aid of Mr. George Luehmann, Assistant in my Establishment. No plant has been admitted into these pages, of which the material for detail-analysis was not fully extant, a principle adhered to also in all the former illustrated publications of the author. Thus many a species, as yet incompletely known, can by these decades be brought under notice only in supplements, when—as time passes on—through facilitated traffic and extended settlements also the remoter homes of many of the rarer Acacias shall have come within easier reach. A work of this kind ought to have some bearing on our educational efforts likewise, as by its dispersion through the Australian dominions, not merely as patterns for drawing or as text for some phytologic glossology, but also as easy means for directing pleurably the attention of residents all over Australia to some of the leading features of the floral world near them, and this perhaps far through the next century, when our rich-blooming or curious or fragrant Acacias, while they have become widely naturalized elsewhere, will no longer extend in their gayness and loveliness over all the vast pristine spaces occupied by them now!



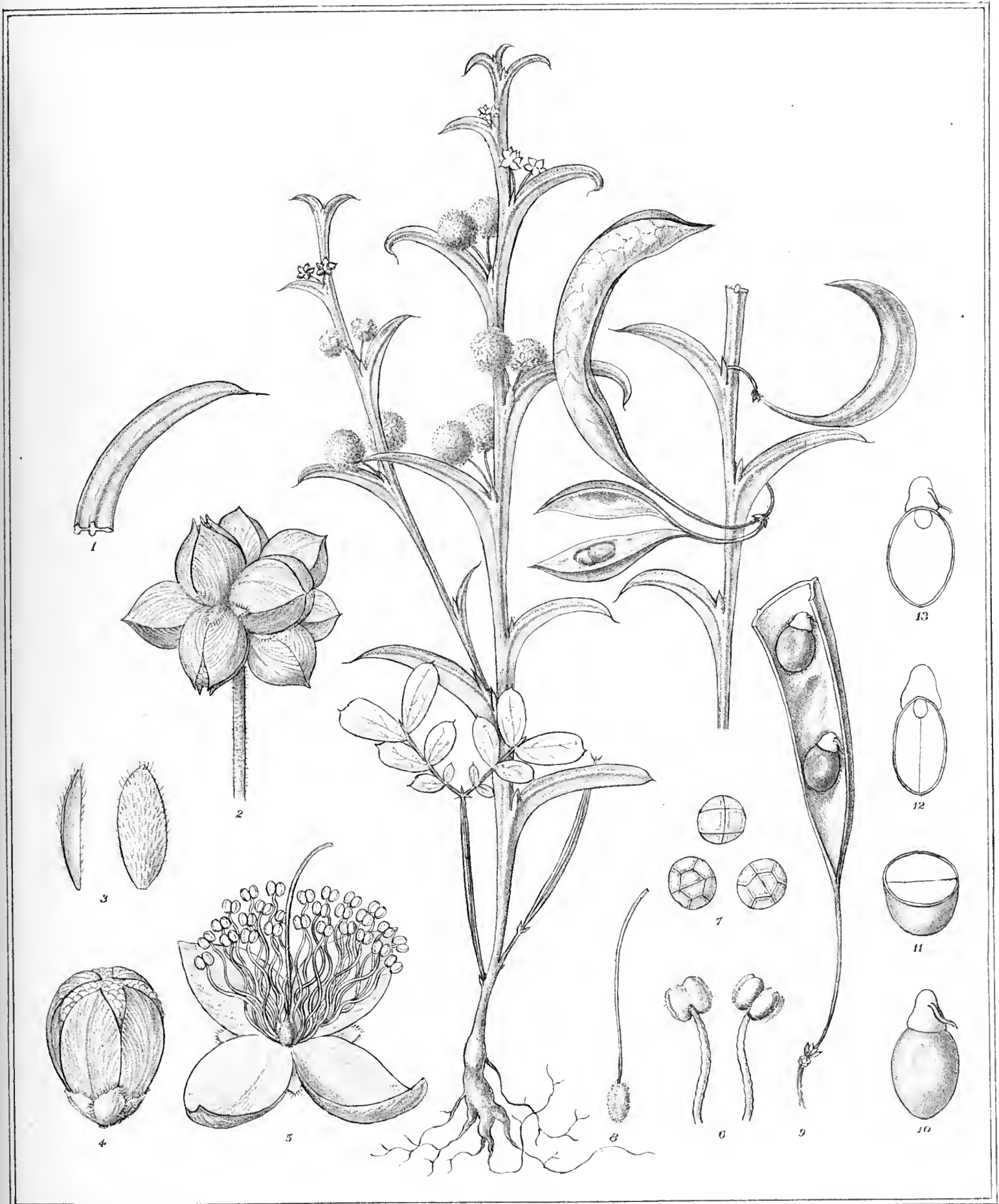


ACACIA STENOPTERA.

Bentham in Hooker's London Journal of Botany i. 325 (1842).

- 1, part of a branchlet.
- 2, flower-head.
- 3, bracts.
- 4, unexpanded flower.
- 5, expanded flower.
- 6, front- and back-view of a stamen.
- 7, pollen-grains.
- 8, pistil.
- 9, lower portion of fruit-valve with stipes and seeds.
- 10, a seed separated.
- 11, transverse section of a seed.
- 12 and 13, longitudinal sections of seeds.

All magnified, but to various extent.




R.Graff del C.Troedel & C^o Lith.

F.v.M direxit

Stein Litho. Gov Printing Office. Meib.

Acacia stenoptera BENTHAM.



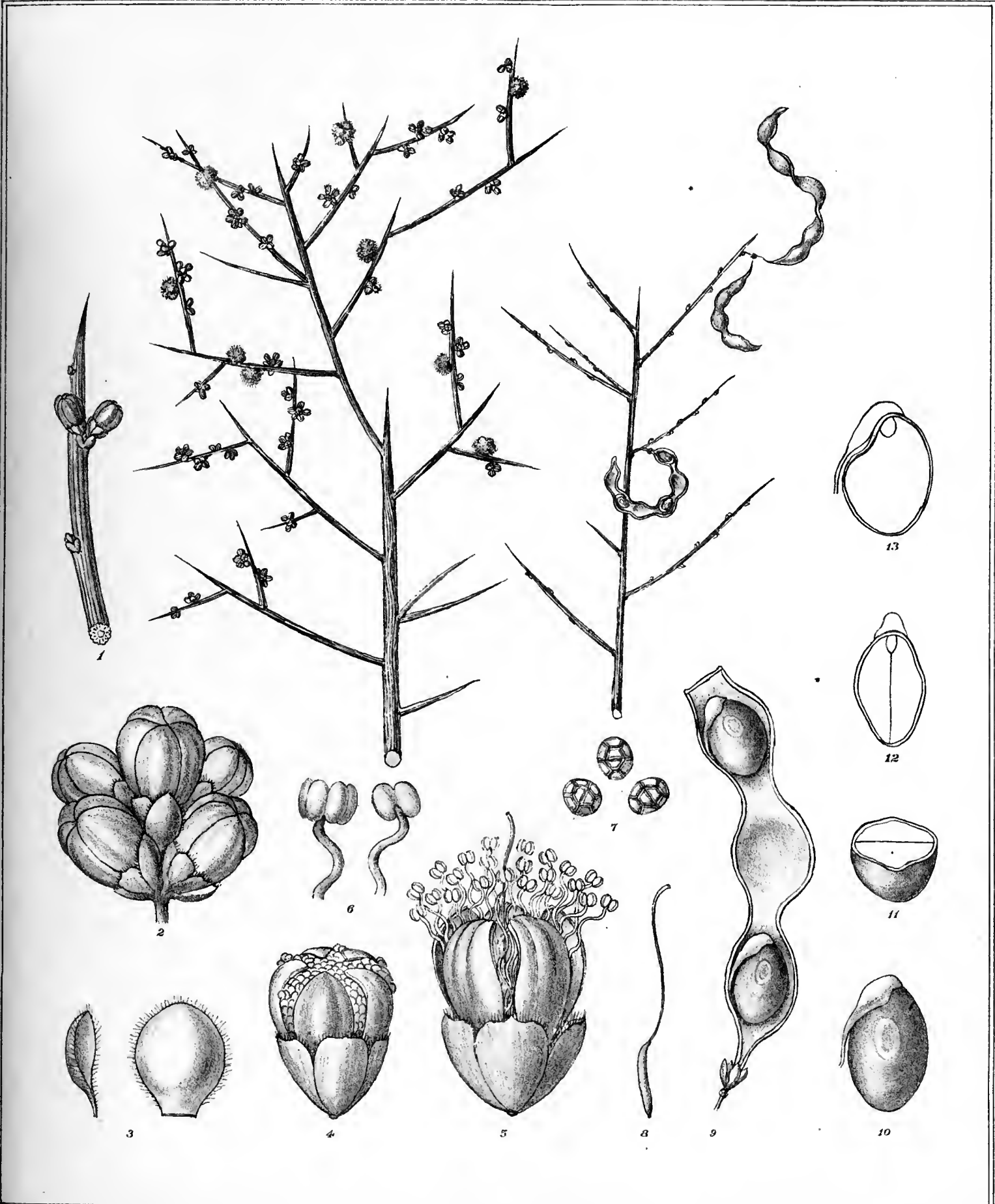


ACACIA SPINESCENS.

Bentham in Hooker's London Journal of Botany i. 323 (1842).

- 1, part of a branchlet with flowers.
- 2, a flower-head.
- 3, bracts.
- 4, unexpanded flower.
- 5, expanded flower.
- 6, front- and back-view of a stamen.
- 7, pollen-grains.
- 8, pistil.
- 9, lower portion of a fruit-valve with seeds.
- 10, a seed separated.
- 11, transverse section of a seed.
- 12 and 13, longitudinal sections of seeds.

All enlarged, but to various extent.




R. Graff, del. C. Troedel & Co. Lith.

F. v. Maire, lit.

Steam Litho Gov. Printing Office Melb.

Acacia spinescens BENTHAM.

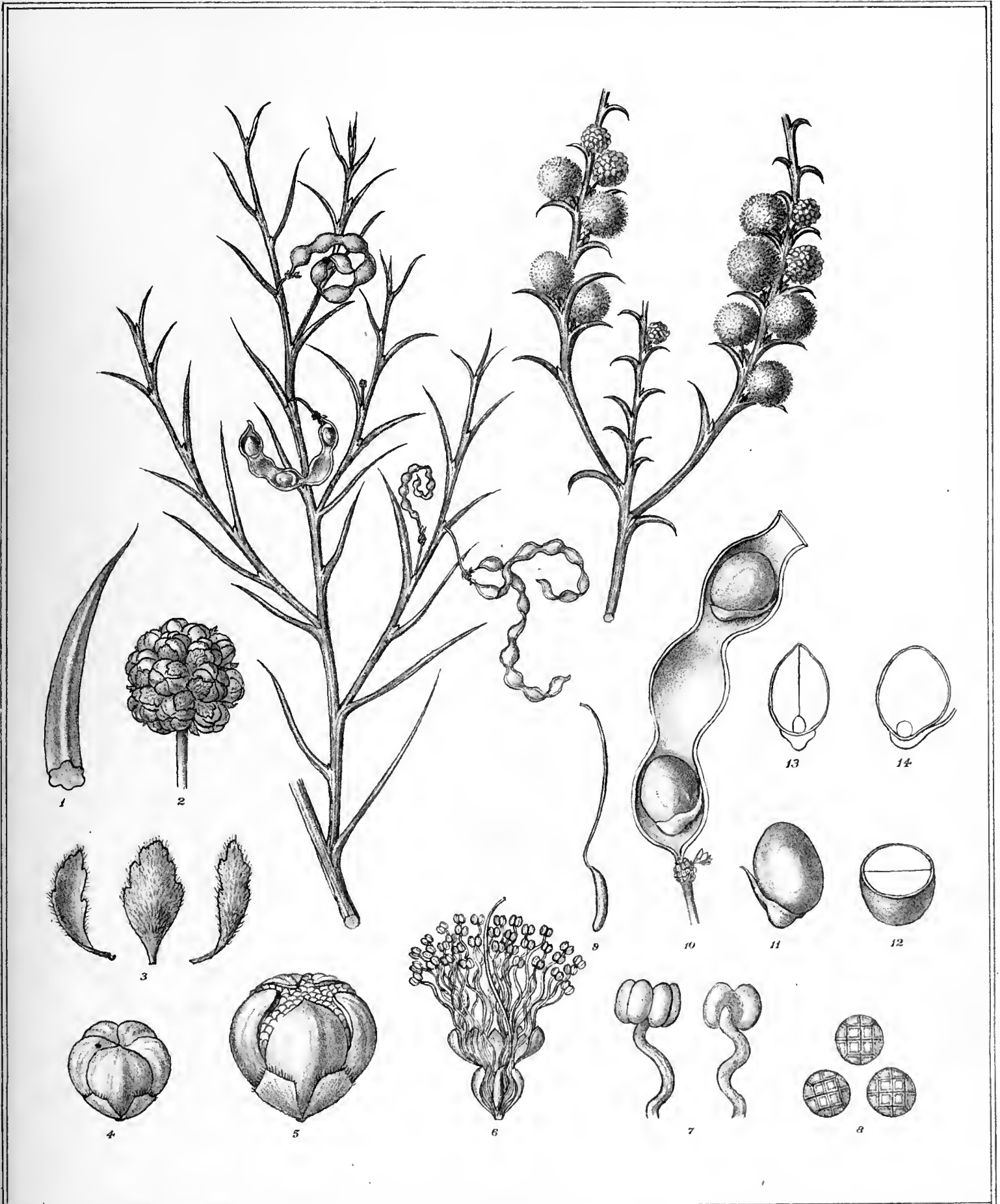


ACACIA CONTINUA.

Bentham, *Flora Australiensis* ii. 322 (1864).

- 1, part of a branchlet.
- 2, flower-head.
- 3, bracts.
- 4, unexpanded flower.
- 5, expanding flower.
- 6, longitudinal section of a flower.
- 7, front- and back-view of a stamen.
- 8, pollen-grains.
- 9, pistil.
- 10, lower portion of fruit-valve with seeds.
- 11, a seed separated.
- 12, transverse section of a seed.
- 13 and 14, longitudinal sections of seeds.

All enlarged, but to various extent.




R. Graff. del. C. Tröedel & C^o Lith.

F. v. M. direxit.

Steam Litho. Gov. Printing Office. Melb.

Acacia continua BENTHAM.

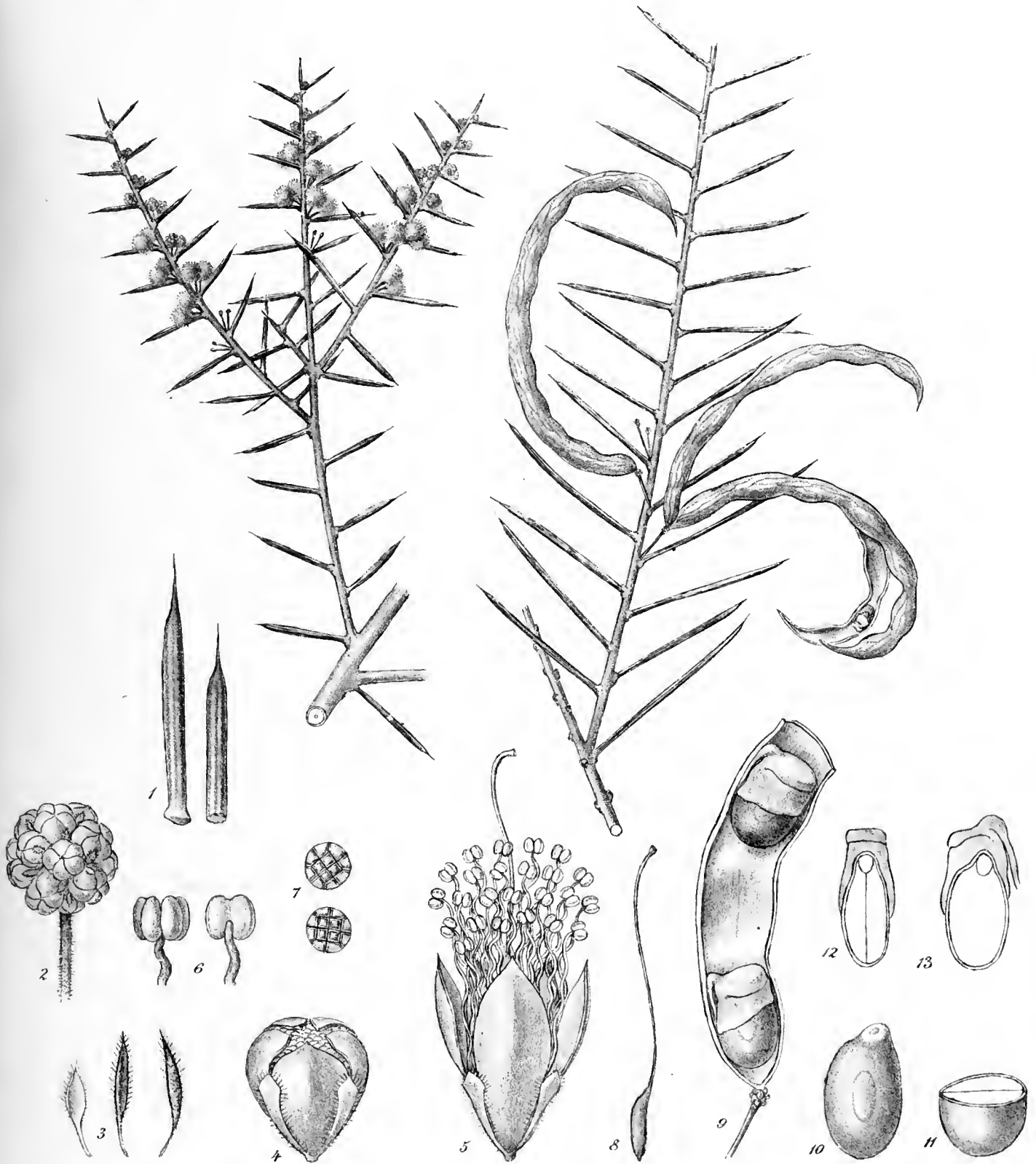


ACACIA COLLETOIDES.

Cunningham in Hooker's London Journal of Botany i. 336 (1842).

- 1, phyllodia.
- 2, flower-head.
- 3, bracts.
- 4, unexpanded flower.
- 5, expanded flower.
- 6, front- and back-view of a stamen.
- 7, pollen-grains.
- 8, pistil.
- 9, lower portion of a fruit-valve with seeds.
- 10, a seed separated.
- 11, transverse section of a seed.
- 12 and 13, longitudinal sections of seeds.

All magnified, but to various extent.




R Graff del. C Troedel & Co Lith.

F v M. direxit

Steam Litho. Gov. Printing Office Melb

Acacia colletioides A. Cunningham.



ACACIA QUADRISULCATA.

F. v. Mueller, fragmenta phytographiæ Australiae iii. 127 (1863).

- 1, part of a phyllodium.
- 2, flower-head.
- 3, bracts.
- 4, unexpanded flower.
- 5, expanded flower.
- 6, front- and back-view of a stamen.
- 7, pollen-grains.
- 8, pistil.
- 9, lower portion of a fruit-valve with seeds.
- 10, a seed separated.
- 11, transverse section of a seed.
- 12 and 13, longitudinal sections of seeds.

All enlarged, but to various extent.




R. Graff del. C. Troedel & Co. Lith.

F. v. M. direxit

Steam Litho. Gov. Printing Office. Melb.

Acacia quadrisulcata F. v. M.




ACACIA GENISTOIDES.

A. Cunningham in Bentham's *Flora Australiensis* ii. 330 (1864).

- 1, parts of phyllodia.
- 2, flower-head.
- 3, bracts.
- 4, unexpanded flower.
- 5, expanded flower.
- 6, front- and back-view of a stamen.
- 7, pollen-grains.
- 8, pistil.
- 9, lower portion of a fruit-valve with seeds.
- 10, a seed separated.
- 11, transverse section of a seed.
- 12 and 13, longitudinal sections of seeds.

All magnified, but to various extent.



R. Graff, del. C. Troedel & Co. Lith.

F. v. M. dir. ex lit.

State Litho. Gov. Printing Office Melb.


Acacia genistoides A. CUNNINGHAM.

ACACIA TETRAGONOPHYLLA.

F. v. Mueller in Journal of the Linnean Society iii. 121 (1858).

- 1, parts of phyllodia.
- 2, flower-head.
- 3, bracts.
- 4, unexpanded flower.
- 5, expanded flower.
- 6, front- and back-view of a stamen.
- 7, pollen-grains.
- 8, pistil.
- 9, lower portion of a fruit-valve with seeds.
- 10, a seed separated.
- 11, transverse section of a seed.
- 12 and 13, longitudinal sections of seeds.

All magnified, but to various extent.



R. Graff del. C. Troedel & Co Lith.

F.v.M. direxit.

Steam Litho Gov. Printing Office, Melb.

Acacia tetragonophylla F.v.M.




ACACIA TENUIFOLIA.

F. v. Mueller in the Transactions of the Philosophical Society of Victoria i. 37 (1854).

- 1, part of a phyllodium.
- 2, a branchlet.
- 3, flower-head.
- 4, bracts.
- 5, unexpanded flower.
- 6, expanded flower.
- 7, front- and back-view of a stamen.
- 8, a pollen-grain.
- 9, pistil.
- 10, lower portion of a fruit-valve with seeds.
- 11, a seed separated.
- 12, transverse section of a seed.
- 13 and 14, longitudinal sections of seeds.

All magnified, but to various extent.



R Graff, del. C Troedel & Co, Lith

F. v. M. direxit.

Steam Litho. Gov Printing Office, Melb.


Acacia tenuifolia F. v. M.

ACACIA ULICINA.

Meissner in Lehmann's plantæ Preissianæ ii. 202 (1846).

- 1, part of a phyllodium.
- 2, flower-head.
- 3, bracts.
- 4, bud.
- 5, unexpanded flower.
- 6, expanded flower.
- 7, front- and back-view of a stamen.
- 8, pistil.
- 9, lower portion of a fruit-valve with seeds.
- 10, a seed separated.
- 11, transverse section of a seed.
- 12 and 13, longitudinal sections of seeds.

All magnified, but to various extent.



R. Graf del. C. Troedel & C^o Lith.

FvMdirexit.

Steam Litho. Gov. Printing Office. Melb.

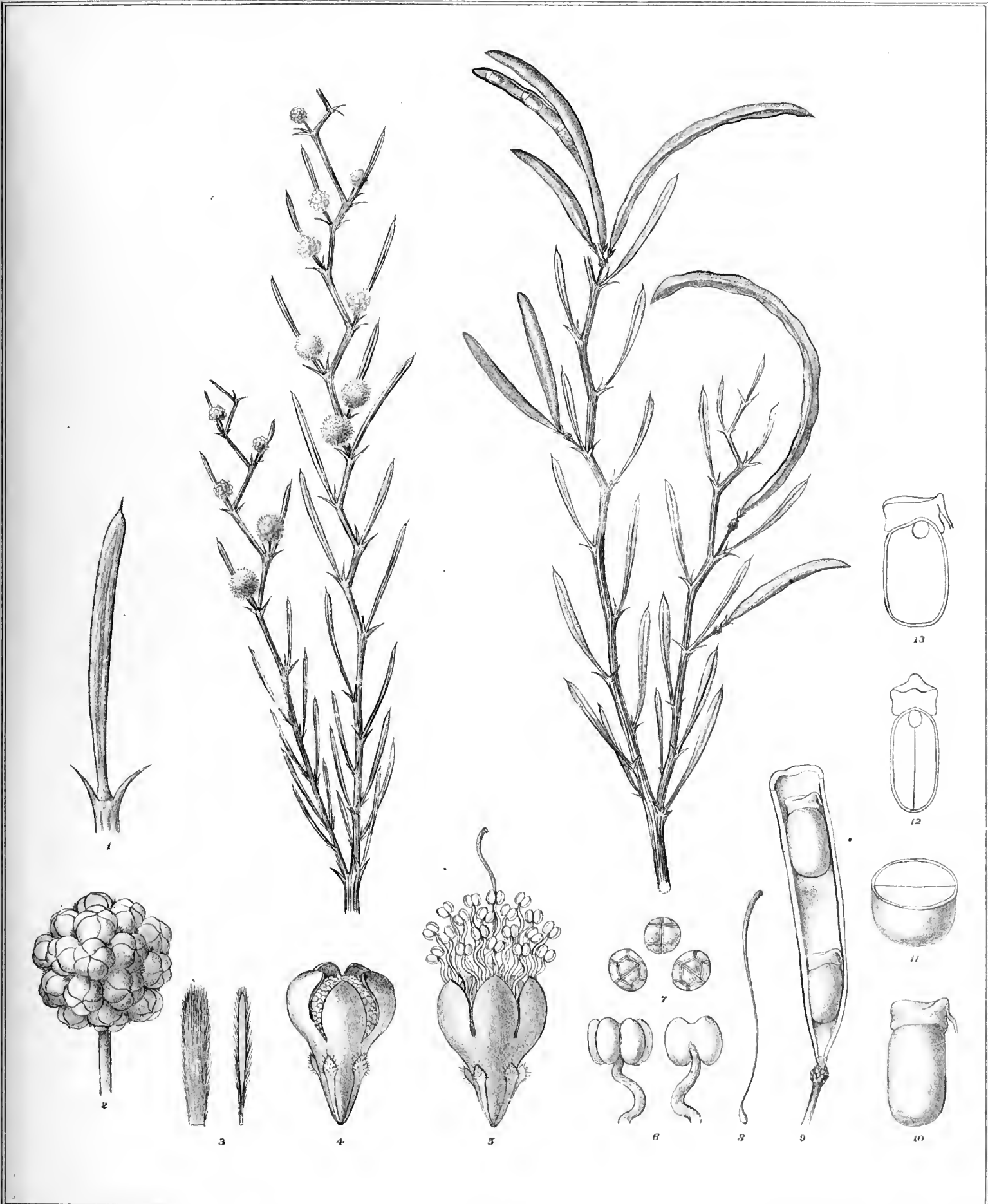
Acacia ulicina MEISSNER.

ACACIA TERETIFOLIA.

Bentham in Hooker's London Journal of Botany i. 326 (1842).

- 1, phyllodium with stipules.
- 2, flower-head.
- 3, bracts.
- 4, unexpanded flower.
- 5, expanded flower.
- 6, front- and back-view of a stamen.
- 7, pollen-grains.
- 8, pistil.
- 9, lower portion of a fruit-valve with seeds.
- 10, a seed separated.
- 11, transverse section of a seed.
- 12 and 13, longitudinal sections of seeds.

All enlarged, but to various extent.



R.Graff.del.C.Troedel&C^oLith.

F.v.M.direxit.

Steam Litho.Gov.Printing Office.Melb

Acacia teretifolia BENTHAM.



CONTENTS.

ACACIA STENOPTERA.

SPINESCENS.

CONTINUA.

COLLETIOIDES.

QUADRISULCATA.

ACACIA GENISTOIDES.

TETRAGONOPHYLLA.

TENUIFOLIA.

ULICINA.

TERETIFOLIA.

ICONOGRAPHY

OF

AUSTRALIAN SPECIES OF ACACIA

AND

COGNATE GENERA,

BY

BARON FERD. VON MUELLER, K.C.M.G., M. & PH.D., F.R.S.,

GOVERNMENT BOTANIST OF THE COLONY OF VICTORIA.

"SED GAUDEBITIS ET EXULTABITIS USQUE AD SEMPERNUM IN HIS, QUAE DEUS CREABAT."—Prophetia Isaia, lxxv. 18.


SECOND DECADE.

BY AUTHORITY:

JOHN FERRES, GOVERNMENT PRINTER, MELBOURNE.

1887.

PRICE—THREE SHILLINGS.





ICONOGRAPHY

OF

AUSTRALIAN SPECIES OF ACACIA

AND

COGNATE GENERA,

BY

BARON FERD. VON MUELLER, K.C.M.G., M. & PH.D., F.R.S.,

GOVERNMENT BOTANIST OF THE COLONY OF VICTORIA.

"SED GAUDEBITIS ET EXULTABITIS USQUE AD SEMPITERNUM IN IIS, QUÆ DEUS CREABAT."—*Prophetia Isaiaæ*, lxxv. 13.

SECOND DECADE.

BY AUTHORITY:

JOHN FERRES, GOVERNMENT PRINTER, MELBOURNE.

1887.

QK

495

A16

M8

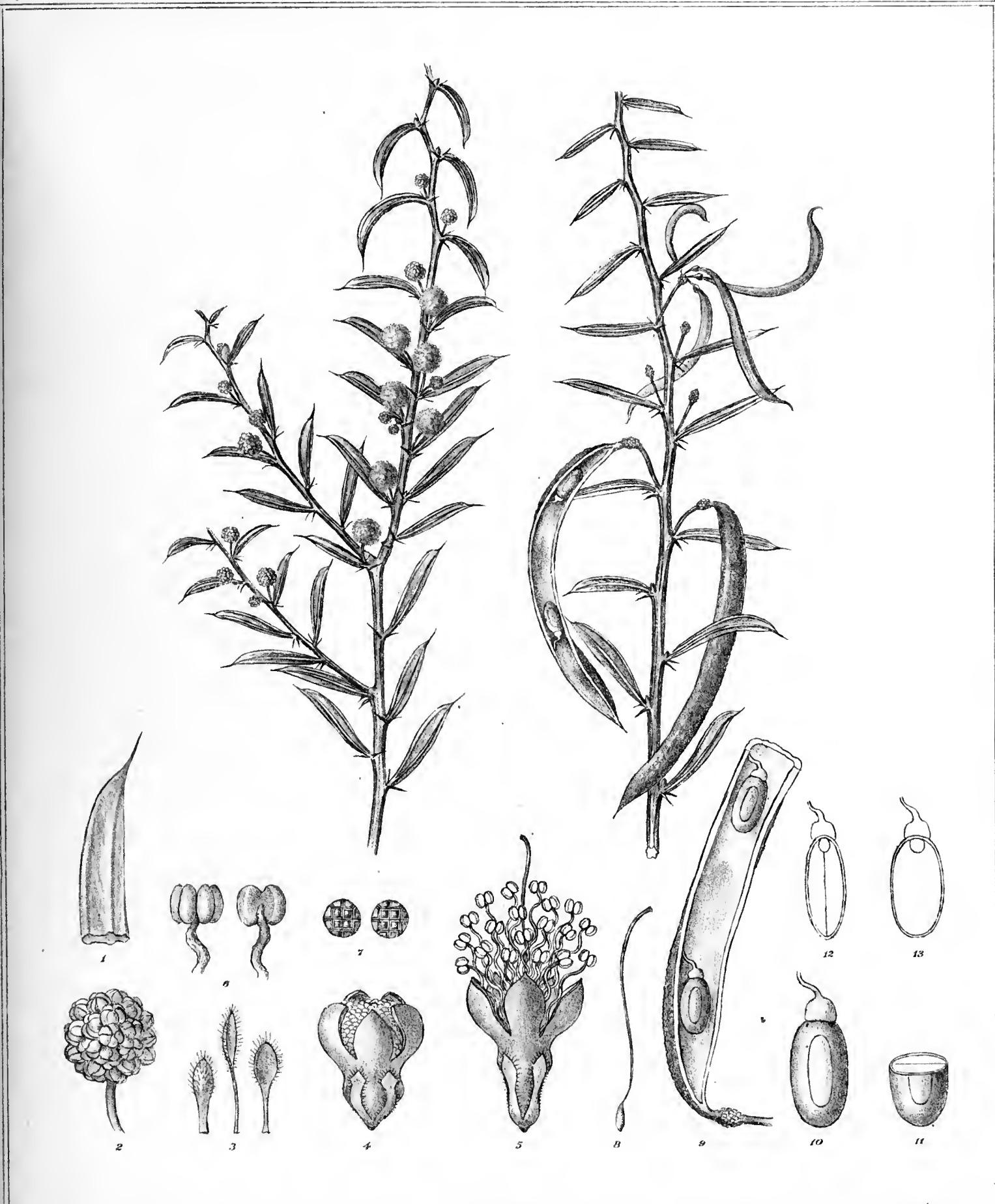
v.2

ACACIA BAXTERI.

Bentham in Hooker's London Journal of Botany i. 327 (1842).

- 1, portion of a phyllodium.
- 2, flower-head.
- 3, bracts.
- 4, unexpanded flower.
- 5, expanded flower.
- 6, front- and back-view of a stamen.
- 7, pollen-grains.
- 8, pistil.
- 9, lower portion of a fruit-valve with seeds.
- 10, a seed separated.
- 11, transverse section of a seed.
- 12 and 13, longitudinal sections of seeds.

All enlarged, but to various extent.



R. Graf. del. C. Troedel & Co. Lith.

F. v. M. direxit.

Steam Litho. Gov. Printing Office. Melb.

Acacia Baxteri BENTHAM.

7




ACACIA PATENS.

F. v. Mueller in the Journal of the Linnean Society iii. 120 (1858).

- 1, a phyllodium.
- 2, flower-head.
- 3, bracts.
- 4, unexpanded flower.
- 5, expanded flower.
- 6, front- and back-view of a stamen.
- 7, pollen-grains.
- 8, pistil.
- 9, lower portion of fruit-valve with seeds.
- 10, a seed separated.
- 11, transverse section of a seed.
- 12 and 13, longitudinal sections of seeds.

All enlarged, but to various extent.




R. Graff del. C. Troedel & C^o Lith.

F.v.M. direxit.

Steam Litho. Gov. Printing Office. Melb.

Acacia patens F.v.M.






ACACIA LARICINA.

Meissner in Lehmann plantæ Preissianæ i. 6 (1844).

- 1, portion of a branchlet.
- 2, part of a phyllodium.
- 3, flower-head.
- 4, bracts.
- 5, unexpanded flower.
- 6, expanded flower.
- 7, front- and back-view of a stamen.
- 8, pollen-grains.
- 9, pistil.
- 10, lower portion of fruit-valve with seed.
- 11, a seed separated.
- 12, transverse section of a seed.
- 13 and 14, longitudinal sections of seeds.

All enlarged, but to various extent.



R. Graff, del. C. Troedel & C^o Lith.

F. v. M. direxit

Stein. Lith. Gov. Printing Office, Melb.

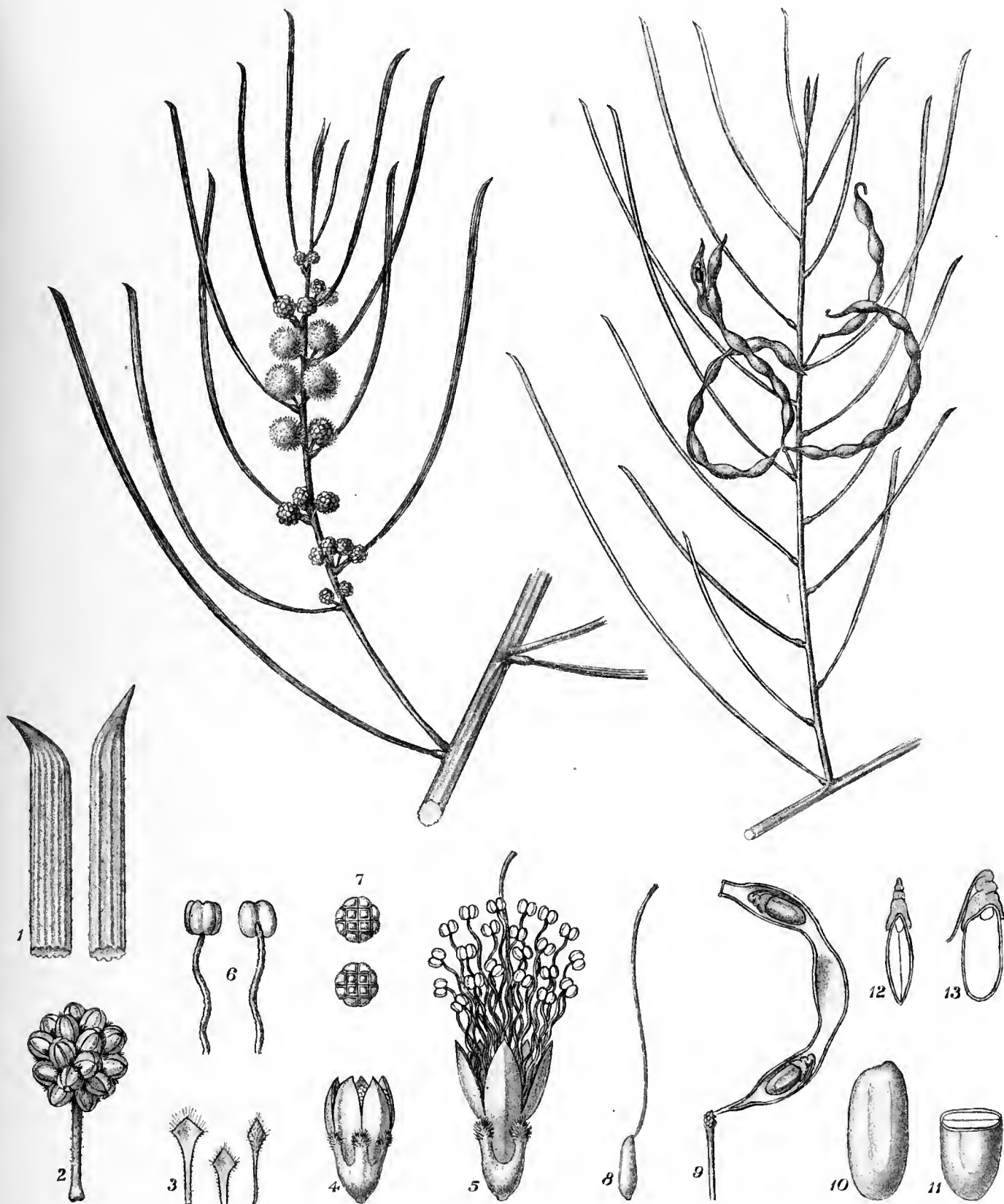
Acacia laricina *Meissner.*

ACACIA RIGENS.

Cunningham in Loudon's Hortus Britannicus ii. 406 (1830).

- 1, portions of phyllodia.
- 2, flower-head.
- 3, bracts.
- 4, unexpanded flower.
- 5, expanded flower.
- 6, front- and back-view of a stamen.
- 7, pollen-grains.
- 8, pistil.
- 9, lower portion of a fruit-valve with seeds.
- 10, a seed separated.
- 11, transverse section of a seed.
- 12 and 13, longitudinal sections of seeds.

All enlarged, but to various extent.





R. Graff. del. C. Troedel & Co. Lith.

F. v. M. direxit

Steam Litho Gov. Printing Office Melb

Acacia rigens A. Cunningham.



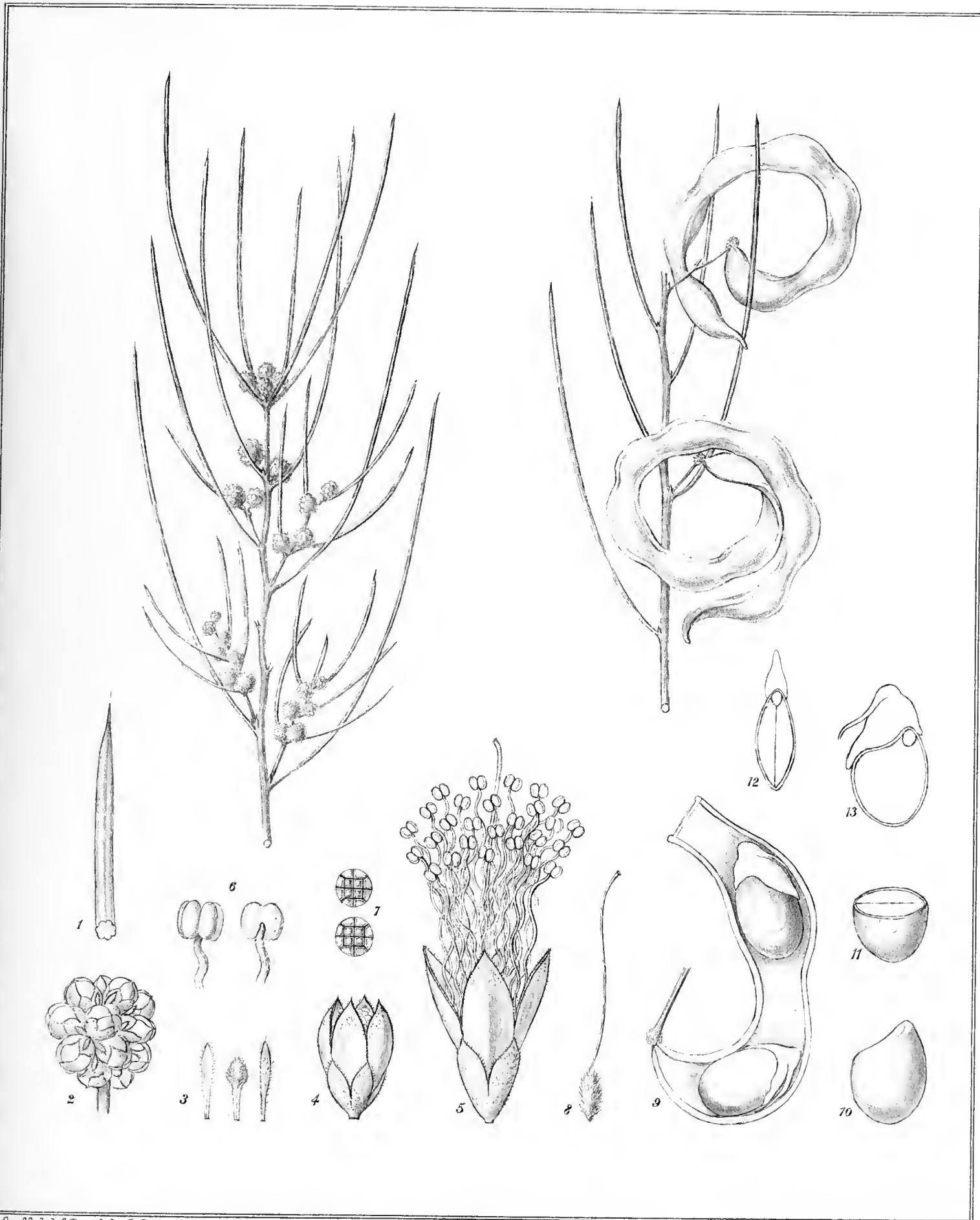


ACACIA SESSILICEPS.

F. v. Mueller in Melbourne Chemist, July 1882.

- 1, portion of a phyllodium.
- 2, flower-head.
- 3, bracts.
- 4, unexpanded flower.
- 5, expanded flower.
- 6, front- and back-view of an anther.
- 7, pollen-grains.
- 8, pistil.
- 9, portion of fruit-valve with seeds.
- 10, a seed separated.
- 11, transverse section of a seed.
- 12 and 13, longitudinal sections of seeds.

All enlarged, but to various extent.



R. Graff, del. C. Troedel & Co. Lith.

F. v. M. direxit.

Steam Litho. Gov. Printing Office, Melb.

Acacia sessiliceps F. v. M.



ACACIA TRIPTYCHA.


F. v. Mueller in Bentham's *Flora Australiensis* ii. 337 (1864).

- 1, portions of phyllodia.
- 2, flower-head.
- 3, bracts.
- 4, unexpanded flower.
- 5, expanded flower.
- 6, front- and back-view of a stamen.
- 7, pollen-grains.
- 8, pistil.
- 9, lower portion of a fruit-valve with seed.
- 10, a seed separated.
- 11, transverse section of a seed.
- 12 and 13, longitudinal sections of seeds.

All enlarged, but to various extent.



Acacia triptycha F. v. M.

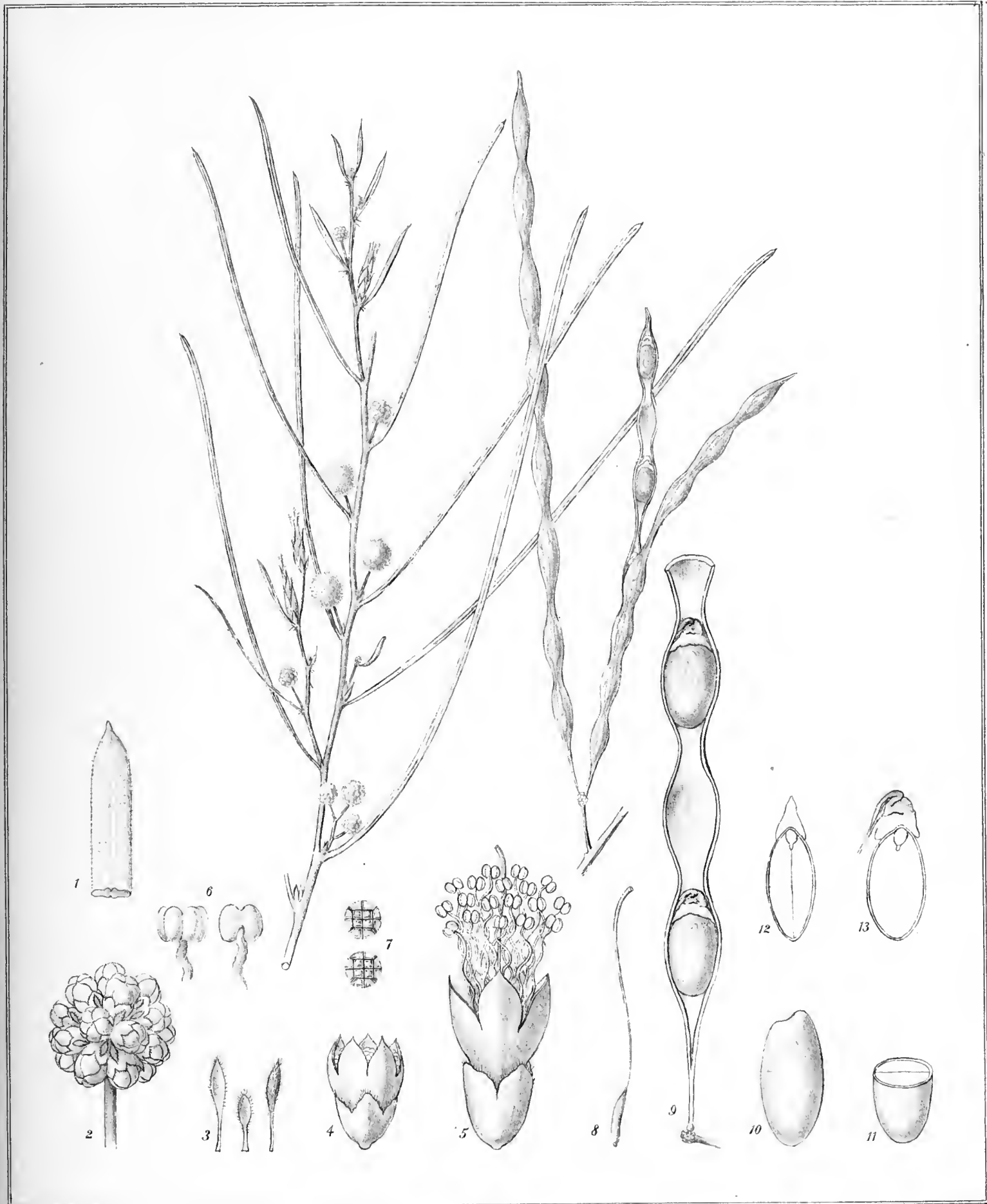


ACACIA SCIRPIFOLIA.

Meissner in Botanische Zeitung 10 (1855).

- 1, portion of a phyllodium.
- 2, a flower-head.
- 3, bracts.
- 4, unexpanded flower.
- 5, expanded flower.
- 6, front- and back-view of a stamen.
- 7, pollen-grains.
- 8, pistil.
- 9, lower portion of fruit-valve with seeds.
- 10, a seed separated.
- 11, transverse section of a seed.
- 12 and 13, longitudinal sections of seeds.

All enlarged, but to various extent.




R.Graff. del. C.Troedel & Co Lith.

F.v.M dixerit.

Steam Litho. Gov Printing Office, Melb.

Acacia scirpifolia Meisner.

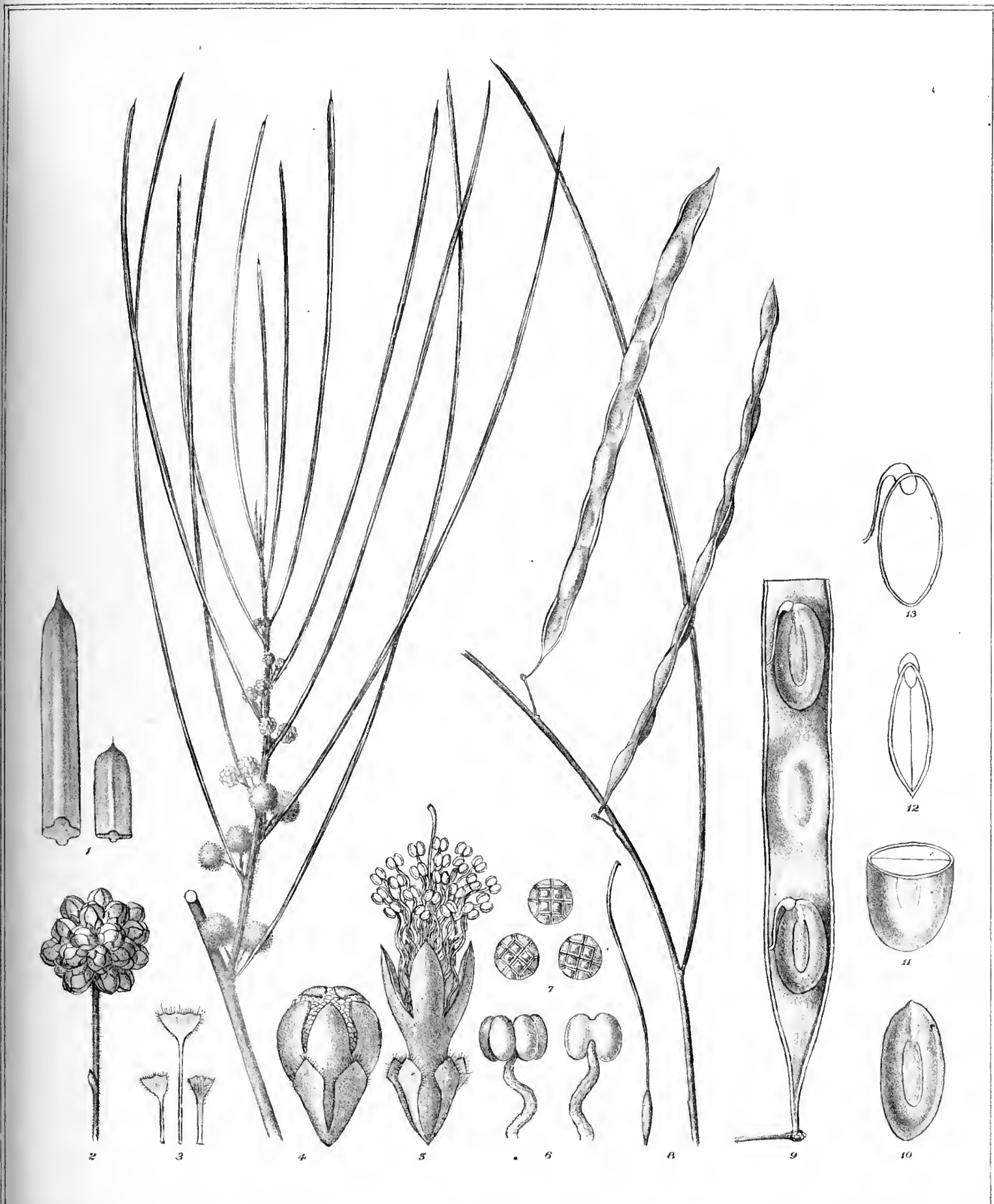


ACACIA JUNCIFOLIA.

Bentham in Hooker's London Journal of Botany i. 341 (1842),

- 1, portions of phyllodia.
- 2, flower-head.
- 3, bracts.
- 4, unexpanded flower.
- 5, expanded flower.
- 6, front- and back-view of a stamen.
- 7, pollen-grains.
- 8, pistil.
- 9, lower portion of a fruit-valve with seeds.
- 10, a seed separated.
- 11, transverse section of a seed.
- 12 and 13, longitudinal sections of seeds.

All enlarged, but to various extent.




R. Graf. P. de L. C. Troedel & Co. Lith.

F. v. M. dirigit

Stamm Litho. Gov. Printing Office Melb.

Acacia juncifolia BENTHAM.



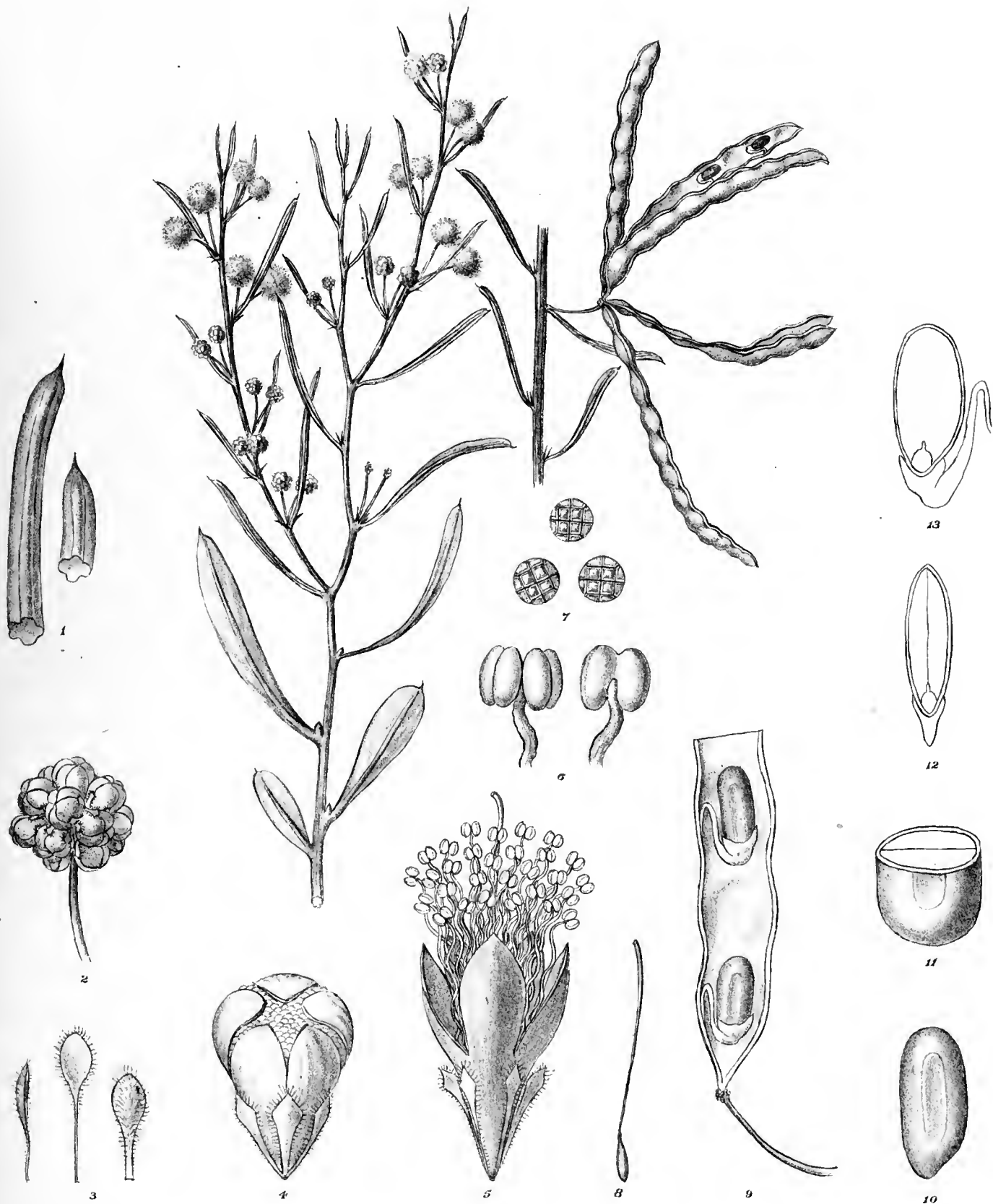


ACACIA GONOPHYLLA.

Bentham in Schlechtendal's *Linnæa* xxvi. 613 (1853).


- 1, portions of phyllodia.
- 2, flower-head.
- 3, bracts.
- 4, unexpanded flower.
- 5, expanded flower.
- 6, front- and back-view of a stamen.
- 7, pollen-grains.
- 8, pistil.
- 9, lower portion of a fruit-valve with seeds.
- 10, a seed separated.
- 11, transverse section of a seed.
- 12 and 13, longitudinal sections of seeds.

All enlarged, but to various extent.



Acacia gonophylla BENTHAM.



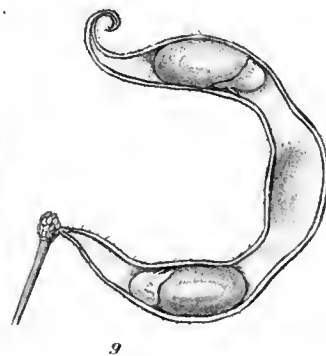
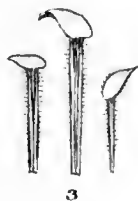
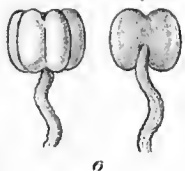



ACACIA ERICIFOLIA.


Bentham in Hooker's London Journal of Botany i. 345 (1842).


- 1, phyllodia.
- 2, flower-head.
- 3, bracts.
- 4, unexpanded flower.
- 5, expanded flower.
- 6, front- and back-view of a stamen.
- 7, pollen-grains.
- 8, pistil.
- 9, fruit-valve with seeds.
- 10, a seed separated.
- 11, transverse section of a seed.
- 12 and 13, longitudinal sections of seeds.

All enlarged, but to various extent.



Acacia ericifolia Benth.





CONTENTS.

ACACIA BAXTERI.

PATENS.

LARICINA.

RIGENS.

SESSILICEPS.

ACACIA TRIPTYCHA.

SCIRPIFOLIA.

JUNCIFOLIA.

GONOPHYLLA.

ERICIFOLIA.

ICONOGRAPHY

OF

AUSTRALIAN SPECIES OF ACACIA

AND

COGNATE GENERA,

BY

BARON FERD. VON MUELLER, K.C.M.G., M. & PH.D., F.R.S.,

GOVERNMENT BOTANIST OF THE COLONY OF VICTORIA.

"SED GAUDEBITIS ET EXULTABITIS USQUE AD SEMPITERNUM IN IIS, QUÆ DEUS CREAVIT."—*Prophetia Isaia, lxx. 18.*


THIRD DECADE.


BY AUTHORITY:


JOHN FERRES, GOVERNMENT PRINTER, MELBOURNE.

1887.

PRICE—THREE SHILLINGS.







ICONOGRAPHY
OF
AUSTRALIAN SPECIES OF ACACIA
AND
COGNATE GENERA,

BY
BARON FERD. VON MUELLER, K.C.M.G., M. & PH.D., F.R.S.,
GOVERNMENT BOTANIST OF THE COLONY OF VICTORIA.

"SED GAUDEBITIS ET EXULTABITIS USQUE AD SEMPERNUM IN IIS, QUAE DEUS CREABAT."—*Prophetia Isaiae*, lxxv. 18.

THIRD DECADE.

BY AUTHORITY:
JOHN FERRES, GOVERNMENT PRINTER, MELBOURNE.

1887.

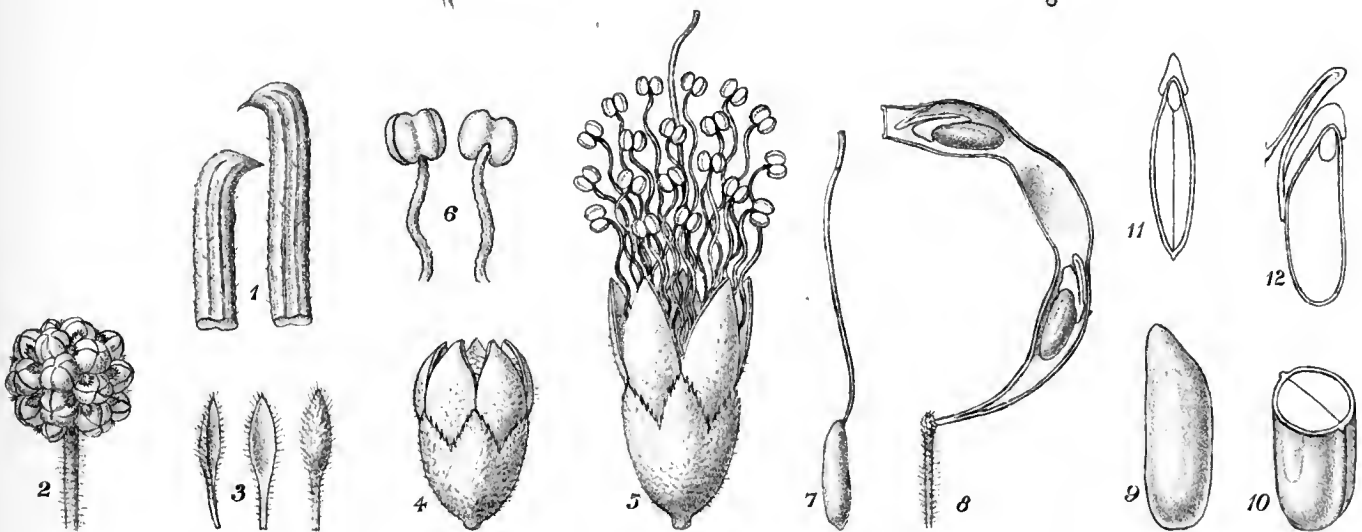
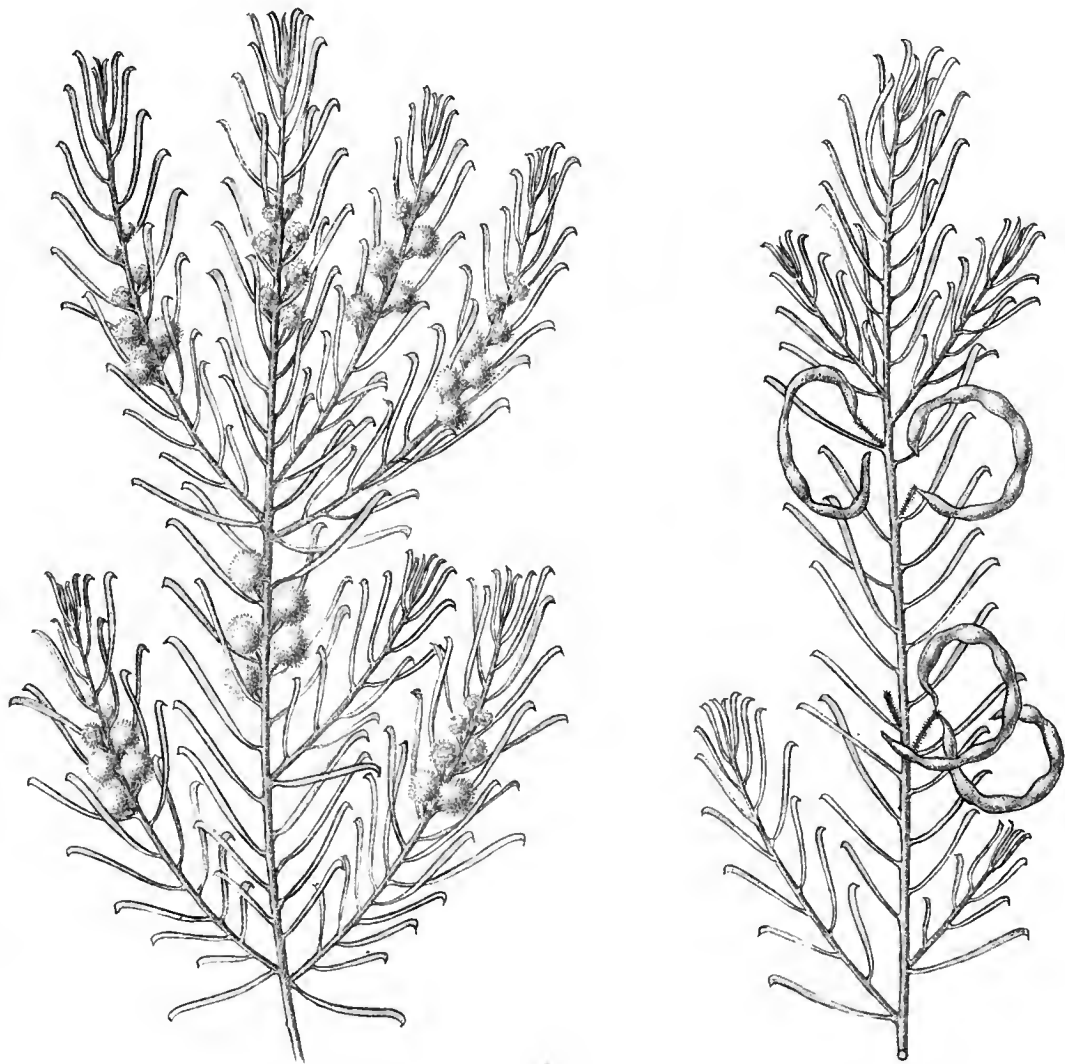
QK
495
A16
M8
v. 3

ACACIA BYNOEANA.

Bentham in Schlechtendal's *Linnæa* xxvi. 614 (1853).

- 1, portions of phyllodia.
- 2, flower-head.
- 3, bracts.
- 4, unexpanded flower.
- 5, expanded flower.
- 6, front- and back-view of a stamen.
- 7, pistil.
- 8, lower portion of a fruit-valve with seeds.
- 9, a seed separated.
- 10, transverse section of a seed.
- 11 and 12, longitudinal sections of seeds.

All enlarged, but to various extent.




R. Graff. del. C. Troedel & Co. Lith.

F. v. M. direxit

Steam Litho Gov. Printing Office. Melb.

Acacia Bynoeana Benth.






ACACIA GALIOIDES.

Bentham in Hooker's London Journal of Botany i. 344 (1842).

- 1, portion of a phyllodium.
- 2, portion of a branchlet.
- 3, flower-head.
- 4, bracts.
- 5, unexpanded flower.
- 6, expanded flower.
- 7, front- and back-view of a stamen.
- 8, pollen-grains.
- 9, pistil.
- 10, lower portion of a fruit-valve with seeds.
- 11, a seed separated.
- 12, transverse section of a seed.
- 13 and 14, longitudinal sections of seeds.

All enlarged, but to various extent.




R. Graff, del. C. Troedel & Co Lith.

F. v. M. direxit.

Steam Litho Gov. Printing Office Melb

Acacia galioides Bentham.






ACACIA SUBTERNATA.

F. v. Mueller in the Journal of the Linnean Society iii. 124 (1858).

- 1, portion of a phyllodium.
- 2, portion of a branchlet.
- 3, flower-head.
- 4, bracts.
- 5, unexpanded flower.
- 6, expanded flower.
- 7, front- and back-view of a stamen.
- 8, pollen-grains.
- 9, pistil.
- 10, lower portion of a fruit-valve with seeds.
- 11, a seed separated.
- 12, transverse section of a seed.
- 13 and 14, longitudinal sections of seeds.

All enlarged, but to various extent.




R. Graff, del. C. Troedel & Co. Lith.

F v M. direxit

Steam Litho Gov Printing Office Melb

***Acacia subternata* F.v.M.**

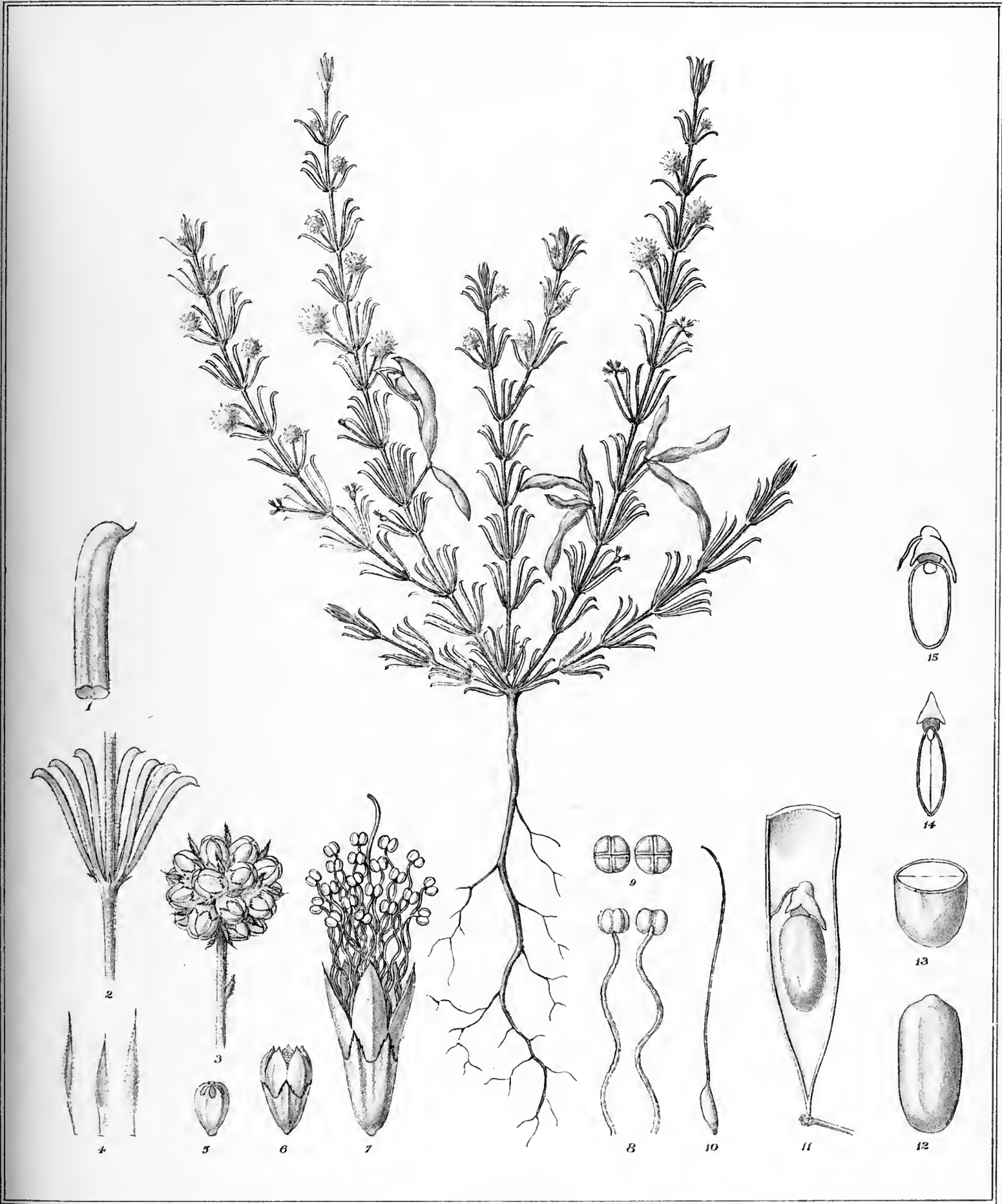


ACACIA BAUERI.

Bentham in Hooker's London Journal of Botany i. 344 (1842).

- 1, portion of a phyllodium.
- 2, portion of a branchlet.
- 3, flower-head.
- 4, bracts.
- 5 and 6, unexpanded flowers.
- 7, expanded flower.
- 8, front- and back-view of a stamen.
- 9, pollen-grains.
- 10, pistil.
- 11, lower portion of a fruit-valve with seed.
- 12, a seed separated.
- 13, transverse section of a seed.
- 14 and 15, longitudinal sections of seeds.

All enlarged, but to various extent.



R. Graff del. C. Troedel & C^o Lith.

F. v. M. direxit.

Steam Litho. Gov. Printing Office Melb.

Acacia Baueri BENTHAM.




ACACIA CEDROIDES.

Bentham in Schlechtendal's *Linnæa* xxvi. 615 (1853).

- 1, portion of a phyllodium.
- 2, flower-head.
- 3, bracts.
- 4, unexpanded flower.
- 5, expanded flower.
- 6, front- and back-view of a stamen.
- 7, pollen-grains.
- 8, pistil.
- 9, lower portion of a fruit-valve with seeds.
- 10, a seed separated.
- 11, transverse section of a seed.
- 12 and 13, longitudinal sections of seeds.

All enlarged, but to various extent.




R. Graff. del. C. Troedel & Co. Lith.

Fr. M. d. rexii.

Steam Litho. Gov. Printing Office. Melb.

Acacia cedroides BENTHAM.

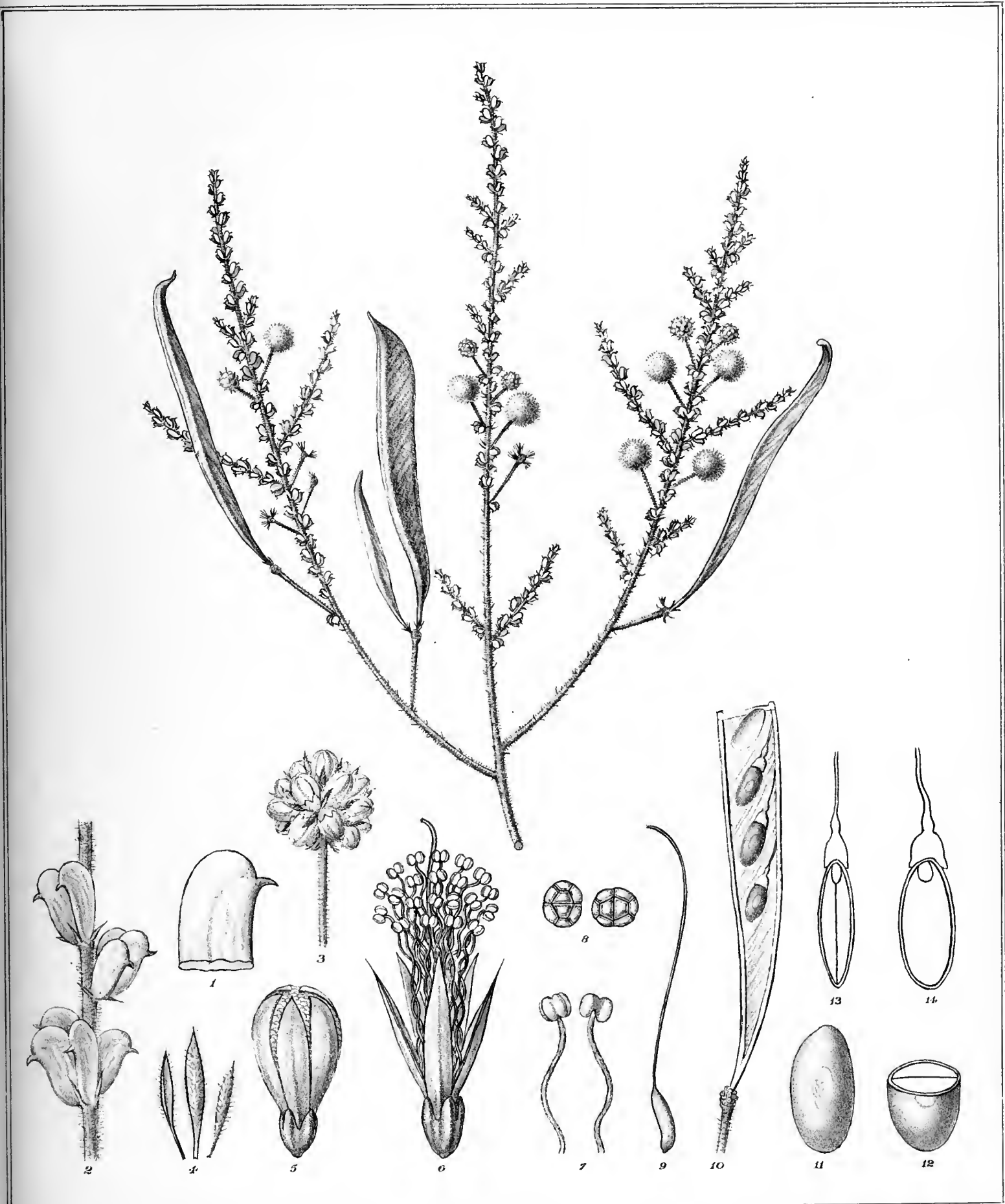


ACACIA MINUTIFOLIA.

F. v. Mueller, *fragmenta phytographiæ Australiæ* viii. 243 (1874).

- 1, portion of a phyllodium.
- 2, portion of a branchlet.
- 3, flower-head.
- 4, bracts.
- 5, unexpanded flower.
- 6, expanded flower.
- 7, front- and back-view of a stamen.
- 8, pollen-grains.
- 9, pistil.
- 10, lower portion of a fruit-valve with seeds.
- 11, a seed separated.
- 12, transverse section of a seed.
- 13 and 14, longitudinal sections of seeds.

All enlarged, but to various extent.




R.Graff del. C. Troedel & Co. Lith.

F. v. M. dir. xil.

Stearns Litho. Gov. Printing Office. Malb.

Acacia minutifolia F.v.M.






ACACIA SPONDYLOPHYLLA.

F. v. Mueller, fragmenta phytographiæ Australiæ viii. 243 (1874).

- 1, portion of a phyllodium.
- 2, flower-head.
- 3, bracts.
- 4, unexpanded flower.
- 5, expanded flower.
- 6, front- and back-view of a stamen.
- 7, pollen-grains.
- 8, pistil.
- 9, lower portion of fruit-valve with seeds.
- 10, a seed separated.
- 11, transverse section of a seed.
- 12 and 13, longitudinal sections of seeds.

All enlarged, but to various extent.




R. Graft del. C. Troedel & Co Lith.

F. v. M. direxit.

Stein Litho Gov Printing Office, Meib.

Acacia spondylophylla F. v. M.



ACACIA CONFERTA.

Cunningham in Hooker's London Journal of Botany i. 345 (1842).


- 1, portion of a phyllodium.
- 2, flower-head.
- 3, bracts.
- 4, unexpanded flower.
- 5, expanded flower.
- 6, front- and back-view of a stamen.
- 7, pollen-grains.
- 8, pistil.
- 9, lower portion of a fruit-valve with seeds.
- 10, a seed separated.
- 11, transverse section of a seed.
- 12 and 13, longitudinal sections of seeds.

All enlarged, but to various extent.



Acacia conferta A. Cunningham.



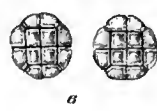
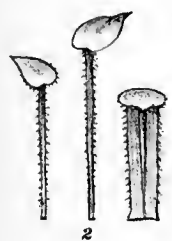
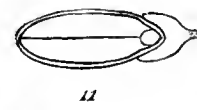
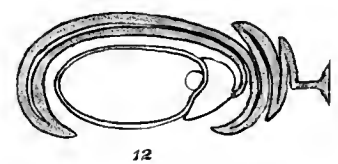
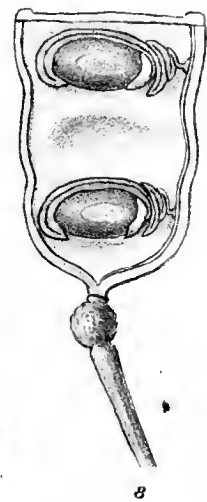
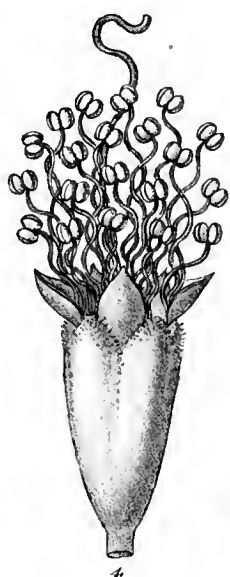
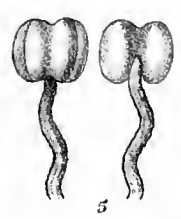

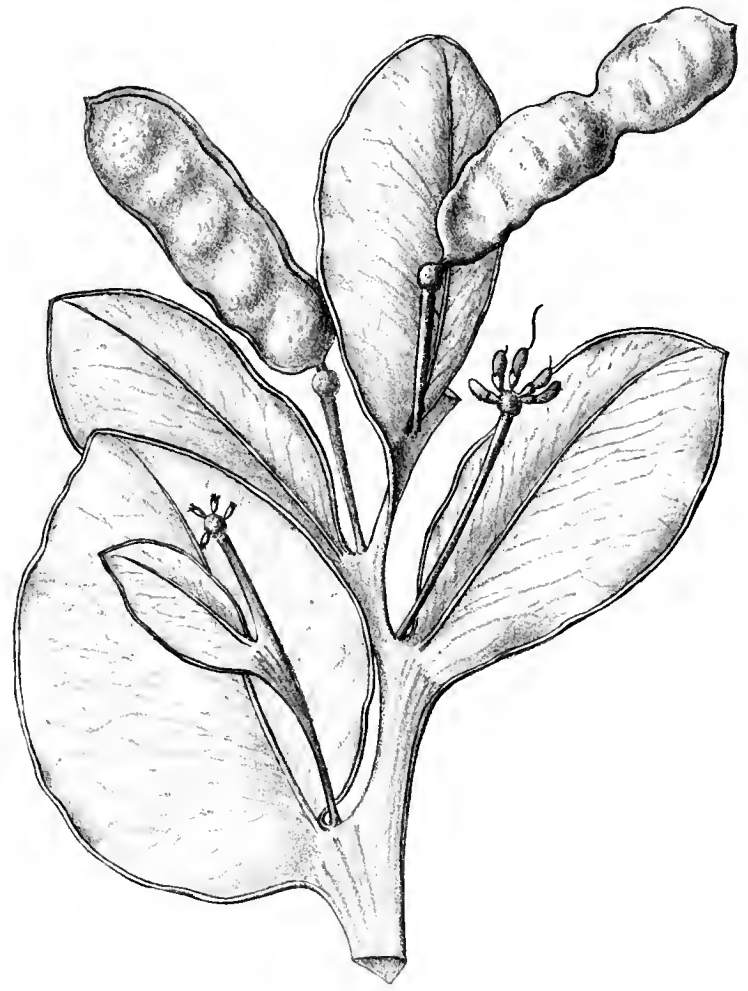


ACACIA ANCEPS.


De Candolle, Mémoire sur la famille des Légumineuses 446 (1825).

- 1, flower-head.
- 2, bracts.
- 3, unexpanded flower.
- 4, expanded flower.
- 5, front- and back-view of a stamen.
- 6, pollen-grains.
- 7, pistil.
- 8, lower portion of a fruit-valve with seeds.
- 9, a seed separated.
- 10, transverse section of a seed.
- 11 and 12, longitudinal sections of seeds.

All enlarged, but to various extent.



Acacia anceps DeCandolle.



ACACIA MONTANA.

Bentham in Hooker's London Journal of Botany i. 360 (1842).

- 1, portion of a phyllodium.
- 2, flower-head.
- 3, bracts.
- 4, unexpanded flower.
- 5, expanded flower.
- 6, front- and back-view of a stamen.
- 7, pollen-grains.
- 8, pistil.
- 9, lower portion of fruit-valve with seed.
- 10, a seed separated.
- 11, transverse section of a seed.
- 12 and 13, longitudinal sections of seeds.

All enlarged, but to various extent.





R. Graff, del. C. Troedel & Co. Lith.

F. v. M. direxit.

Steam Litho Gov. Printing Office Melb.

Acacia montana Benth





CONTENTS.

ACACIA BYNOEANA.

GALIOIDES.

SUBTERNATA.

BAUERI.

CEDROIDES.

ACACIA MINUTIFOLIA.

SPONDYLOPHYLLA.

CONFERTA.

ANCEPS.

MONTANA.

ICONOGRAPHY

OF

AUSTRALIAN SPECIES OF ACACIA

AND

COGNATE GENERA,

BY

BARON FERD. VON MUELLER, K.C.M.G., M. & PH.D., F.R.S.,

GOVERNMENT BOTANIST OF THE COLONY OF VICTORIA.

"SED GAUDEBITIS ET EXULTABITIS USQUE AD SEMPERNUM IN IIS, QUÆ DEUS CREABAT."—Prophetia Isaia, lxx. 18.


FOURTH DECADE.

BY AUTHORITY:

JOHN FERRES, GOVERNMENT PRINTER, MELBOURNE.

1887.

PRICE—THREE SHILLINGS.





ICONOGRAPHY

OF

AUSTRALIAN SPECIES OF ACACIA

AND

COGNATE GENERA,

BY

BARON FERD. VON MUELLER, K.C.M.G., M. & PH.D., F.R.S.,

GOVERNMENT BOTANIST OF THE COLONY OF VICTORIA.


"SED GAUDEBITIS ET EXULTABITIS USQUE AD SEMPITERNUM IN HIS, QUAE DEUS CREABAT."—*Prophetia Isaia*, lxx. 18.

FOURTH DECADE.

BY AUTHORITY:

JOHN FERRES, GOVERNMENT PRINTER, MELBOURNE.

1887.



QK

495

A16

M8

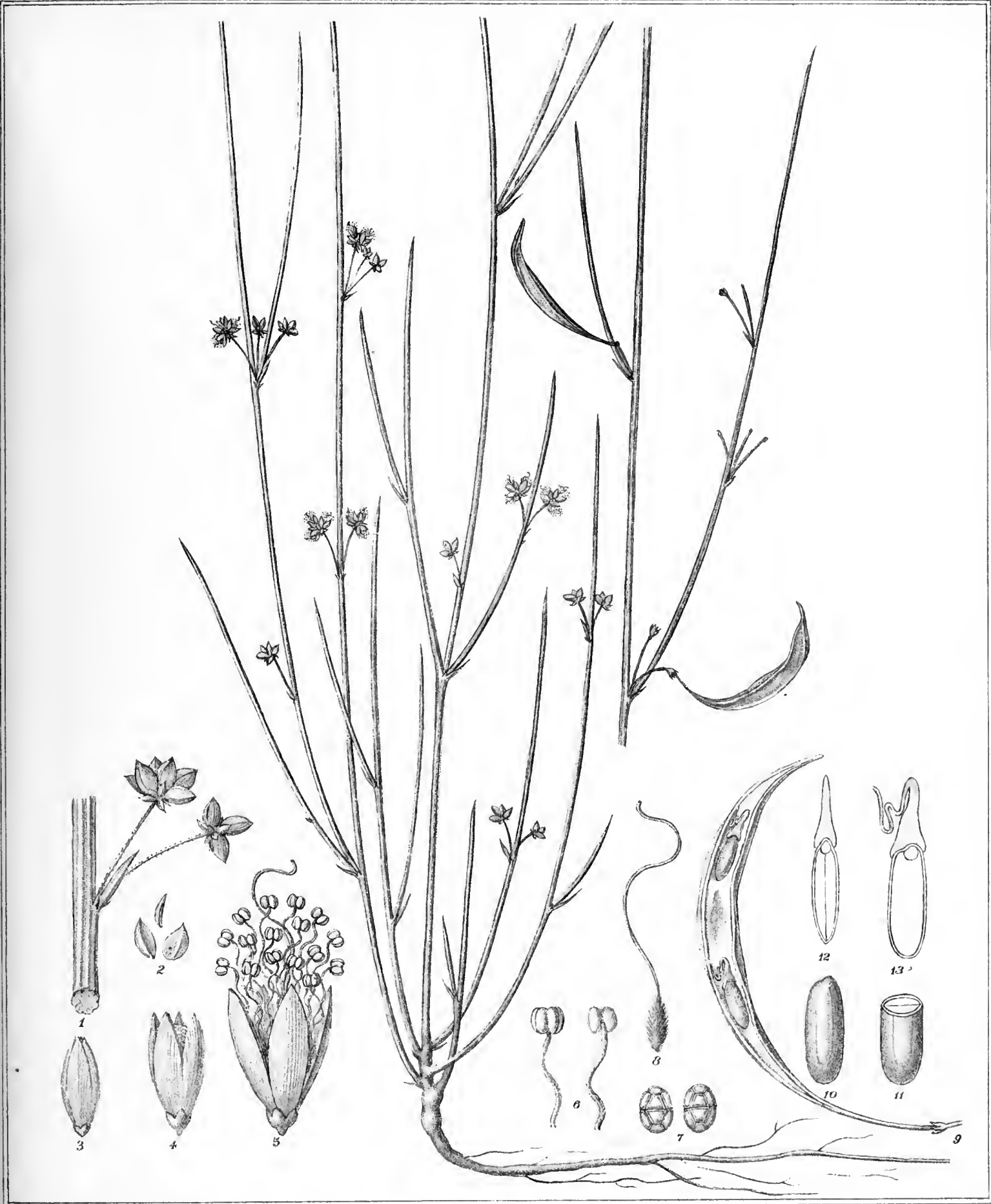
v.4

ACACIA TETRAGONOCARPA.

Meissner in Lehmann's *Plantæ Preissianæ* i. 4 (1844).

- 1, portion of a branchlet with young flowerheads.
- 2, bracts.
- 3, flower-bud.
- 4, unexpanded flower.
- 5, expanded flower.
- 6, front- and back-view of a stamen.
- 7, pollen-grains.
- 8, pistil.
- 9, fruit-valve with seeds.
- 10, a seed separated.
- 11, transverse section of a seed.
- 12 and 13, longitudinal sections of seeds.

All enlarged, but to various extent.




R. Graff del. C. Troedel & Co. Lith.

F. v. M. direxit.

Steam Litho Gov. Printing Office. Melb.

Acacia tetragonocarpa Meissner.





ACACIA ERINACEA.

Bentham in Hooker's London Journal of Botany i. 360 (1842).

- 1, phyllodia.
 - 2, flower-head.
 - 3, bracts.
 - 4, unexpanded flower.
 - 5, expanded flower.
 - 6, front- and back-view of a stamen.
 - 7, pollen-grains.
 - 8, pistil.
 - 9, lower portion of a fruit-valve with seeds.
 - 10, a seed separated.
 - 11, transverse section of a seed.
 - 12 and 13, longitudinal sections of seeds.
- All, except 1, enlarged, but to various extent.




R. Graff. del. C. Troedel & Co. Lith.

F. v. M. direxit.

Steam Litho. Gov. Printing Office Melb.

Acacia erinacea Bentham.




ACACIA ASPERA.

Lindley in Mitchell's Three Expeditions ii. 139 (1838).

- 1, portion of a phyllodium.
- 2, glandular hairs.
- 3, head of very young buds, showing the bracts.
- 4, head of unexpanded flowers.
- 5 and 6, separate unexpanded flowers.
- 7, expanded flower.
- 8, front- and back-view of a stamen.
- 9, pollen-grains.
- 10, pistil.
- 11, lower portion of a fruit-valve with seeds.
- 12, a seed separated.
- 13, transverse section of a seed.
- 14 and 15, longitudinal sections of seeds.

All enlarged, but to various extent.




R.Graff.del.C.Troedel&C^oLith.

F.v.M.dir.exil.

Steam Litho Gov. Printing Office. Melb.

Acacia aspera LINDLEY.

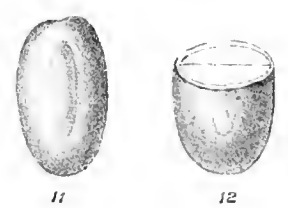
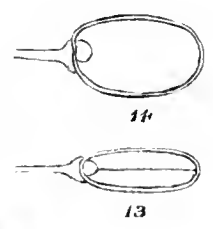
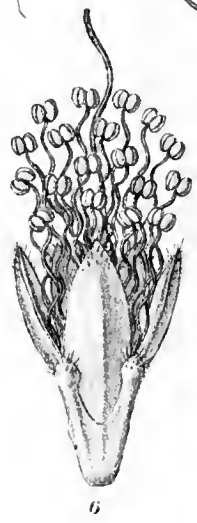
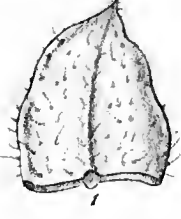


ACACIA PILOSA.

Bentham in Schlechtendal's *Linnæa* xxvi. 607 (1853).

- 1, portion of a phyllodium.
- 2, head of very young buds, showing the bracts.
- 3, head of unexpanded flowers.
- 4, bracts.
- 5, unexpanded flower.
- 6, expanded flower.
- 7, front- and back-view of a stamen.
- 8, pollen-grains.
- 9, pistil.
- 10, fruit-valve with seeds.
- 11, a seed separated.
- 12, transverse section of a seed.
- 13 and 14, longitudinal sections of seeds.

All enlarged, but to various extent.




R. Graff. del. C. Troedel & Co. Lith.

F. v. M. direxit.

Steam Litho. Gov. Printing Office Melb.

Acacia pilosa BENTHAM.

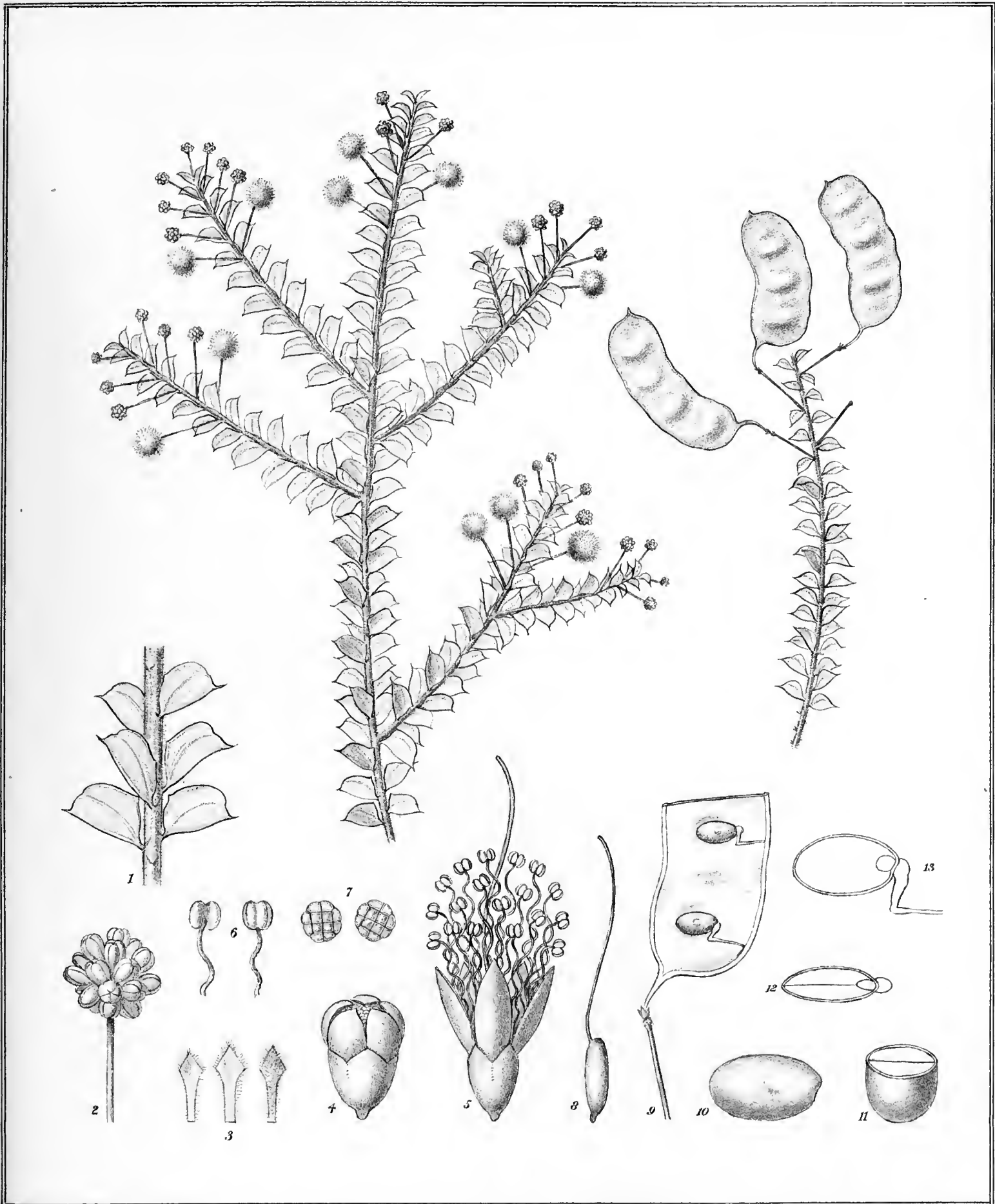


ACACIA PLAGIOPHYLLA.

F. v. M. in the Journal of the Linnean Society iii. 131 (1858).

- 1, portion of a branchlet with phyllodia.
- 2, flower-head.
- 3, bracts.
- 4, unexpanded flower.
- 5, expanded flower.
- 6, front- and back-view of a stamen.
- 7, pollen-grains.
- 8, pistil.
- 9, lower portion of fruit-valve with seeds.
- 10, a seed separated.
- 11, transverse section of a seed.
- 12 and 13, longitudinal sections of seeds.

All enlarged, but to various extent.




R. Graff, del. C. Troedel & Co. Lith.

F. v. M. direxit

Steam Litho, Gov. Printing Office, Melb.

Acacia plagiophylla F. v. M.




ACACIA ACANTHOCLADA.

F. v. M. fragmenta phytographiæ Australiæ iii. 127 (1863).

- 1, portion of a branchlet with phyllodia.
- 2, phyllodia separated.
- 3, young flower-head.
- 4, bracts.
- 5, unexpanded flower.
- 6, expanded flower.
- 7, front- and back-view of a stamen.
- 8, pollen-grains.
- 9, pistil.
- 10, lower portion of a fruit-valve with seeds.
- 11, a seed separated.
- 12, transverse section of a seed.
- 13 and 14, longitudinal sections of seeds.

All enlarged, but to various extent.




R. Graff. del. C. Troedel & C^o Lith.

F. v. M. direxit.

Steam Litho. Gov. Printing Office, Melb.

Acacia acanthoclada F. v. M.




ACACIA ACINACEA.

Lindley in Mitchell's Three Expeditions ii. 267 (1838).

- 1, phyllodia.
- 2, young flower-head.
- 3, bracts.
- 4, unexpanded flower.
- 5, expanded flower.
- 6, front- and back-view of a stamen.
- 7, pollen-grains.
- 8, pistil.
- 9, lower portion of a fruit-valve with seeds.
- 10, a seed separated.
- 11, transverse section of a seed.
- 12 and 13, longitudinal sections of seeds.

All enlarged, but to various extent.




R. Graff del. C. Troedel & Co. Lith.

F. v. M. direxit

Stearns Litho. Gov. Printing Office Melbourne.

Acacia acinacea Lindley.



ACACIA MICROCARPA.

F. v. M. Second General Report 7 (1854).

- 1, portion of a phyllodium.
- 2, young flower-head.
- 3, bracts.
- 4, unexpanded flower.
- 5, expanded flower.
- 6, front- and back-view of a stamen.
- 7, pollen-grains.
- 8, pistil.
- 9, lower portion of a fruit-valve with seeds.
- 10, a seed separated.
- 11, transverse section of a seed.
- 12 and 13, longitudinal sections of seeds.

All enlarged, but to various extent.




R.Graff.del.C.Troedel&C^oLith.

F.v.M.direrit.

Steam Litho.Gov Printing Office Melb

Acacia microcarpa F.v.M.

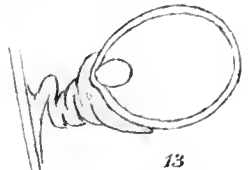
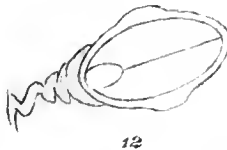
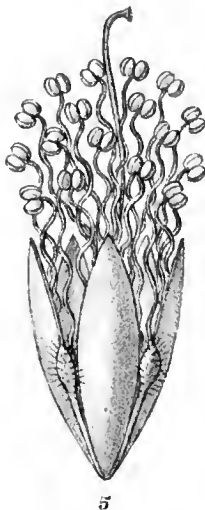

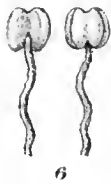
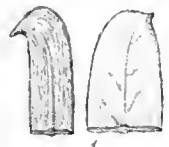
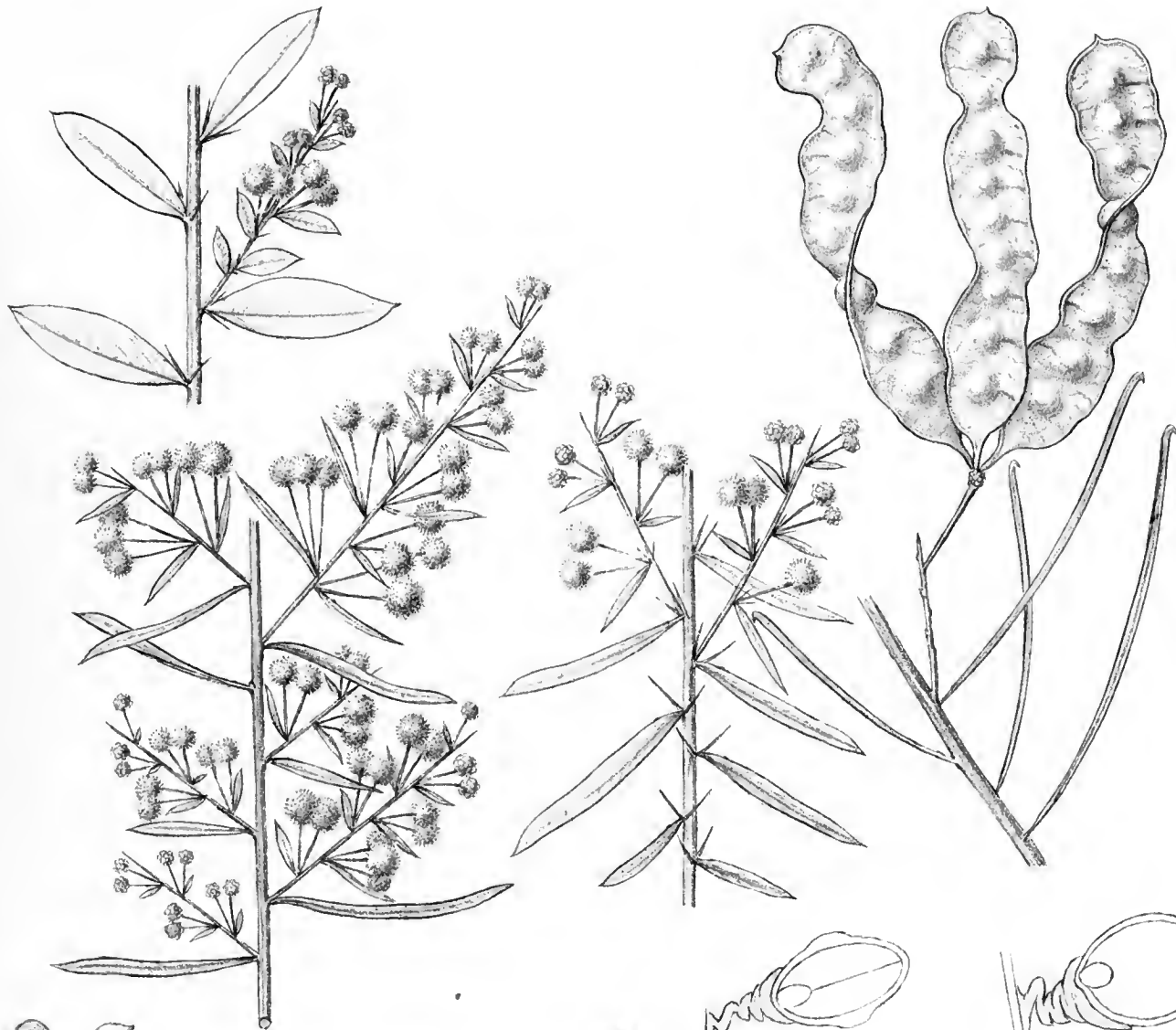


ACACIA SENTIS.


F. v. M. Second General Report 11 (1854).

- 1, portions of phyllodia.
- 2, young flower-head.
- 3, bracts.
- 4, unexpanded flower.
- 5, expanded flower.
- 6, front- and back-view of a stamen.
- 7, pollen-grains.
- 8, pistil.
- 9, fruit-valve with seeds.
- 10, a seed separated.
- 11, transverse section of a seed.
- 12 and 13, longitudinal sections of seeds.

All enlarged, but to various extent.



Acacia Sentis F.v.M.



ACACIA FASCICULIFERA.

F. v. M. in Bentham's Flora Australiensis ii. 361 (1864).

- 1, young flower-head.
- 2, bracts.
- 3, unexpanded flower.
- 4, expanded flower.
- 5, front- and back-view of a stamen.
- 6, pollen-grains.
- 7, pistil.
- 8, lower portion of a fruit-valve with seeds.
- 9, a seed separated.
- 10, transverse section of a seed.
- 11 and 12, longitudinal sections of seeds.

All enlarged, but to various extent.




R. Graff del C. Troedel & Co Lith

F.v.M. direxit.

Steam Litho Gov. Printing Office. Melb

Acacia fasciculifera F.v.M.



CONTENTS.

ACACIA TETRAGONOCARPA.

ERINACEA.

ASPERA.

PILOSA.

PLAGIOPHYLLA.

ACACIA ACANTHOCLADA.

ACINACEA.

MICROCARPA.

SENTIS.

FASCICULIFERA.

THE UNIVERSITY LIBRARY
UNIVERSITY OF CALIFORNIA, SANTA CRUZ
SCIENCE LIBRARY

This book is due on the last **DATE** stamped below.
To renew by phone, call **459-2050**.
Books not returned or renewed within 14 days
after due date are subject to billing.

SCH. LIB.

Series 2477

STORED AT NRLF

